



**Societal Costs of Traffic Crashes and
Crime in Michigan: 2017 Update**

**Lidia P. Kostyniuk
Renée M. St. Louis
Jennifer Zakrajsek
Sergiu C. Stanciu
Nicole Zanier
Lisa J. Molnar**

**Societal Costs of Traffic Crashes and
Crime in Michigan: 2017 Update**

Lidia P. Kostyniuk
Renée M. St. Louis
Jennifer Zakrajsek
Sergiu C. Stanciu
Nicole Zanier
Lisa J. Molnar

The University of Michigan
Transportation Research Institute
Ann Arbor, MI 48109-2150
U.S.A.



Technical Report Documentation Page

1. Report No. UMTRI-2017-06	2. Government Accession No.	3. Recipient's Catalog No.	
4. Title and Subtitle Societal Costs of Traffic Crashes and Crime in Michigan: 2017 Update		5. Report Date December, 2017	
		6. Performing Organization Code	
7. Author(s) Kostyniuk, LP, St. Louis, RM, Zakrajsek, J, Stanciu, SC, Zanier, N Molnar, LJ		8. Performing Organization Report No. UMTRI-2017-06	
9. Performing Organization Name and Address The University of Michigan Transportation Research Institute 2901 Baxter Road Ann Arbor, Michigan 48109-2150 U.S.A.		10. Work Unit no. (TRAIS)	
		11. Contract or Grant No.	
12. Sponsoring Agency Name and Address Michigan Office of Highway Safety Planning 7150 Harris Drive Dimondale MI, 48821		13. Type of Report and Period Covered Final Report Revised	
		14. Sponsoring Agency Code	
15. Supplementary Notes This report dated December, 2017 supersedes Report No. UMTRI-2017-06, <i>Societal Costs of Traffic Crashes and Crime in Michigan: 2017 Update</i>, with report date of September 2017.			
16. Abstract <p>Michigan-specific monetary and nonmonetary quality-of-life costs for victims of index crimes (murder, rape, robbery, aggravated assault, burglary, larceny, and motor vehicle theft) and traffic crashes were estimated by experts in the field of economics of traffic crashes and crimes. Monetary costs include costs of medical care, future earnings/lost wages, public services, adjudication and sanctioning, and property damage and loss. Quality-of-life costs are based on the current U.S Department of Transportation value of statistical life, which increased substantially compared to previous editions of this study. The unit costs for crimes and crashes were computed in a comparable manner. These unit costs were applied to 2015 Michigan traffic crash and index crime incidence data to estimate dollar losses from traffic crashes and index crimes to the state and for each county within the state. Crash costs associated with alcohol-involved traffic crashes, crashes with unrestrained occupants of passenger cars, teen-driver-involved crashes, motorcycle crashes, and large truck crashes were also calculated. Findings indicate that Michigan index crimes in 2015 resulted in \$2.0 billion in monetary costs and \$8.0 billion in total (monetary and nonmonetary quality-of-life) costs. Overall traffic crashes in Michigan in 2015 resulted in \$4.6 billion in monetary costs and \$19.3 billion in total costs. Of these costs, alcohol-involved crashes accounted for \$793 million in monetary costs and \$3.9 billion in total costs. Injury-crash involved unrestrained occupants accounted for \$506 million in monetary costs and \$2.6 billion in total costs. Crashes involving teen drivers accounted for almost \$748 million in monetary costs and \$3.2 billion in total costs. Motorcycle-involved crashes accounted for \$330 million in monetary costs and \$1.8 billion in total costs. Crashes involving large trucks accounted for \$364 million in monetary costs and \$1.3 billion in total costs. Based on dollar losses to the state, the magnitude of the problem of traffic crashes exceeded that of index crimes in 2015.</p>			
17. Key Words index crimes, alcohol, seat belts, teen drivers, motorcycles, trucks, economics		18. Distribution Statement Unlimited	
19. Security Classification (of this report) Unclassified	20. Security Classification (of this page) Unclassified	21. No. of Pages 443	22. Price

ACKNOWLEDGMENTS

The authors gratefully acknowledge Dr. Ted Miller, of the Pacific Institute for Research and Evaluation, for developing comparable and up-to-date cost estimates for traffic crash and index crime incidents.

CONTENTS

BACKGROUND	1
METHODS	2
Estimation of Costs for Traffic Crashes and Index Crimes	2
Estimation of Incidents of Traffic Crashes and Index Crimes	3
Estimation of Dollar Losses to the State of Michigan from Traffic Crashes and Index Crimes	3
RESULTS	5
State of Michigan	9
Alcona County	15
Alger County	20
Allegan County	25
Alpena County	30
Antrim County	35
Arenac County	40
Baraga County	45
Barry County	50
Bay County	55
Benzie County	60
Berrien County	65
Branch County	70
Calhoun County	75
Cass County	80
Charlevoix County	85
Cheboygan County	90
Chippewa County	95
Clare County	100
Clinton County	105
Crawford County	110
Delta County	115
Dickinson County	120
Eaton County	125
Emmet County	130
Genesee County	135
Gladwin County	140
Gogebic County	145
Grand Traverse County	150
Gratiot County	155
Hillsdale County	160
Houghton County	165
Huron County	170
Ingham County	175
Ionia County	180
Iosco County	185
Iron County	190
Isabella County	195
Jackson County	200
Kalamazoo County	205
Kalkaska County	210
Kent County	215
Keweenaw County	220
Lake County	225
Lapeer County	230
Leelanau County	235
Lenawee County	240

Livingston County	245
Luce County.....	250
Mackinac County	255
Macomb County.....	260
Manistee County.....	265
Marquette County.....	270
Mason County.....	275
Mecosta County.....	280
Menominee County.....	285
Midland County.....	290
Missaukee County	295
Monroe County	300
Montcalm County.....	305
Montmorency County.....	310
Muskegon County.....	315
Newaygo County	320
Oakland County.....	325
Oceana County.....	330
Ogemaw County.....	335
Ontonagon County.....	340
Osceola County	345
Oscoda County.....	350
Otsego County.....	355
Ottawa County.....	360
Presque Isle County	365
Roscommon County	370
Saginaw County.....	375
St. Clair County.....	380
St. Joseph County	385
Sanilac County.....	390
Schoolcraft County	395
Shiawassee County.....	400
Tuscola County.....	405
Van Buren County	410
Washtenaw County.....	415
Wayne County	420
Wexford County.....	425
REFERENCES	430
APPENDIX A	431
Costs per Police-Reported Crash Victim and Crime in Michigan: Methods Supplement	431
APPENDIX B	435
Uniform Crime Reporting Program and Index Crimes	435

BACKGROUND

Both traffic crashes and crime impose significant economic and social burdens on individuals and society through injury and loss of life, as well as property damage and loss. Efforts to reduce crashes and crime often result in competing demands for scarce public resources. Comparable and up-to-date cost data on crashes and crime contribute to informed decision making about allocation of these resources in important ways. As a first step, cost data provide information about the magnitude of the problems of crashes and crime by allowing the estimation of dollar losses to society. More importantly, cost data on crashes and crime are essential for providing a common measure for evaluating costs and benefits of various policy alternatives that compete for resources.

This document is the sixth in a series of UMTRI reports that estimate the monetary and nonmonetary (quality-of-life) costs to the state of Michigan from traffic crashes and crimes. In all six studies, cost estimates for crashes and crime were applied to crash and crime incident data to generate dollar losses to the state. Michigan's crime experience in these studies is represented by the incidence of index crimes. Index crimes include murder, rape, robbery, aggravated assault, burglary, larceny, motor vehicle theft, and arson. Arson, however, is excluded from these studies because it is often intentionally committed against one's own property, which complicates societal cost estimation.

The first two reports in the series (Streff & Molnar, 1990; Streff & Molnar, 1994) estimated the costs of index crimes and costs of traffic crashes in Michigan in 1988 and 1993, respectively. In the third report, the study methodology was expanded to include alcohol-involved crashes, and the third and fourth reports in this series (Streff & Molnar, 1999; Kostyniuk, Miller, Molnar, & Nation, 2006) provided cost estimates for index crimes, overall traffic crashes, and alcohol-involved crashes for Michigan in 1998 and 2005 respectively. The study methodology was expanded again in the fifth study (Kostyniuk, Molnar, St. Louis, Zanier, & Eby, 2011) to include 2009 cost estimates for teen-driver-involved crashes, as well as crash-involved motorcyclists and crash-involved unrestrained occupants of passenger vehicles. In all five studies, the total societal costs for traffic crashes exceeded those for index crimes by two or three times.

In the sixth study reported here, updated cost estimates for crashes and index crimes (in 2015 dollars) were applied to 2015 crash and crime incidence data for Michigan to generate dollar losses to the state. In addition to estimating costs for overall crashes, alcohol-involved crashes, crash-involved unrestrained occupants of passenger vehicles, teen-driver-involved crashes, and crash-involved motorcyclists, the total costs associated with all parties in motorcycle crashes and also costs of crashes involving medium and large trucks with gross vehicle weight (GVW) exceeding 10,000 lb. were estimated.

METHODS

Estimation of Costs for Traffic Crashes and Index Crimes

Methods for estimating costs of traffic crashes and index crimes are detailed in Appendix A. A brief overview is presented here. As with past studies in this series, costs of traffic crashes and index crimes were estimated by the Pacific Institute for Research and Evaluation (PIRE). Costs of both traffic crashes and index crimes were adapted to Michigan using state-specific medical and all-item cost of living price indices, earnings and a regional price adjuster.

Costs of traffic crashes and index crimes are broken out into two categories in this study: (1) monetary costs and (2) nonmonetary quality-of-life costs. Monetary costs represent tangible losses that result from crimes and traffic crashes that define the value of resources diverted from other more productive uses. Monetary costs are estimated in a direct manner through empirical measurements and include medical care (including payments for hospitals and physician care, emergency medical transport, rehabilitation, prescriptions, allied health services, medical devices, nursing home care, and insurance claims processing, as well as coroner and premature burial costs for fatalities), future earnings (including wages, fringe benefits, and housework lost by the injured), public services (including initial police response and follow-up investigation, as well as emergency transport and fire services), adjudication and sanctioning (including costs of processing crash-related citations, costs of incarceration and lesser sanctions, costs of license point tracking and license suspension), and property damage and loss (the value of property damage and of property taken and not recovered).

Monetary costs do not capture the relatively intangible value of lost quality-of-life that results from death and injury and includes costs associated with pain, suffering, and other losses. In the case of death, victims are deprived of their entire remaining lifespan. In the case of serious injury, the impact on the lives of victims can involve extended or lifelong impairment or physical pain, which can interfere with even the most basic functions of living. For crime, these values come from jury awards for pain, suffering, and lost quality-of-life due to physical injuries and fear. For murders and traffic crashes, these values are computed from the amount that people routinely spend (in dollars or time) to reduce their risk of death and injury. It should be noted that the quality-of-life costs in this report are much higher than those used in previous reports in this series. In 2013, the National Highway Traffic Safety Administration (NHTSA) almost doubled the quality-of-life values used in previous highway safety analyses conducted by federal and state governments. The Office of the Secretary of the U.S. Department of Transportation (DOT) directed all DOT staff and fund recipients to use the new values (Trottenberg & Rifkin, 2013). Accordingly, the cost analysis in this report used the quality-of-life values based on DOT guidance for 2015 (Thomson & Monje, 2015). The estimates for quality-of-life for crime victims were updated to use the same values, adjusted for differences in income class of crime victims.

Estimation of Incidents of Traffic Crashes and Index Crimes

Data on motor vehicle crashes in Michigan in 2015, recorded in the Michigan Motor-Vehicle Crash file, were broken out by county (UMTRI, 2016). Records were obtained for all crashes reported to local or state police agencies in 2015, with injury severity coded according to the KABCO injury severity scale. K-level (fatal) injuries are injuries caused by the crash that result in death within 90 days of the incident. A-level (serious) injuries are incapacitating injuries that prevent injured persons from walking, driving, or normally continuing activities they were capable of performing prior to the injury. B-level (moderate) injuries include non-incapacitating injuries that are evident to observers at the scene of the crash. C-level (minor) injuries are possible injuries reported or claimed that are not fatal, incapacitating, or non-incapacitating injuries evident to observers. O-level (no injury) refers to property-damage-only incidents in which no occupants were injured. Alcohol-involved crashes were identified as those in which the reporting officer checked the alcohol box on the crash report form (based on the police officer's opinion that the driver had been drinking). Crashes involving medium and heavy trucks were identified as those in the Michigan Motor-Vehicle Crash file with supplementary truck data that involved trucks with GVW greater than 10,000 lb.

Data on incidence of index crimes were obtained from Offenses by Agency/County tabulated in 2015 Crime Data and Statistics (Michigan State Police, 2015). Index crimes used in the analyses include murder, rape, robbery, aggravated assault, burglary, larceny, and motor vehicle theft. The specific offenses included in each of these index crimes categories can be found in Appendix B. As noted earlier, the index crime of arson was excluded from the analyses because it is often intentionally committed against one's own property, which complicates societal cost estimation.

Estimation of Dollar Losses to the State of Michigan from Traffic Crashes and Index Crimes

Cost estimates for traffic crashes and index crimes were applied to 2015 Michigan crash and index crime incidence data to estimate dollar losses for each county in the state, as well as for the state as a whole. Total incidence frequencies for traffic crash outcomes were generated based on the number of occupants killed or injured (KABC), as well as the number of vehicles involved in crashes in which no occupants were injured (property-damage-only). These frequencies were multiplied by appropriate cost figures to generate costs for each crash outcome category and then summed to generate the monetary and total costs for traffic crashes. The same procedure was followed independently for the various subcategories of interest (i.e., alcohol-involved crashes, crash-involved unrestrained occupants of passenger vehicles, teen-driver-involved crashes, motorcycle crashes and medium/large truck crashes). Frequencies for each index crime were multiplied by appropriate cost figures to generate costs for each index crime category and then summed to generate the monetary and total costs for index crimes.

Costs for unrestrained occupants in passenger vehicles were estimated only for injury crashes and do not include

property-damage-only crashes. Comparable costs were also estimated for crash-involved restrained occupants in passenger vehicles. Unrestrained occupants were identified as those not using a lap and shoulder belt or coded as not in a child restraint device. The analyses for unrestrained occupants of passenger vehicles necessarily omitted motorcycles and other non-passenger vehicles. Costs for teen-driver-involved crashes were based on those crashes in which at least one driver was age 13-19. Because the number and severity of injuries to motorcycle riders are very different from occupants of other vehicles involved in motorcycle crashes, costs to motorcyclists and to others involved in motorcycle crashes are estimated separately, then added together to obtain the total cost of motorcycle crashes. For all analyses, cases with missing data on type of injury were omitted. Similarly, cases with missing data on restraint use were not included in the analyses of unrestrained occupants.

RESULTS

Table 1 presents cost estimates per police-reported index crime by crime category in Michigan in 2015. Table 2 presents overall cost estimates per police-reported crash victim by injury severity in Michigan in 2015. All costs in these tables are in 2015 dollars. The components of the monetary costs (i.e., medical care, future earnings, public services, adjudication and sanctioning, and property damage and loss) are summed and make up the monetary costs subtotal in the table. This subtotal is then added to the quality-of-life costs to provide the total or comprehensive costs. Table 3 presents cost estimates per police-reported, alcohol-involved crash victim in Michigan in 2015. Table 4 presents cost estimates per police-reported, injury crash-involved unrestrained occupants of passenger vehicles in Michigan in 2015. Costs estimates per police-reported motorcycle crash victim in Michigan in 2015 are presented in Table 5 for motorcyclists and in Table 6 for non-motorcyclists. Table 7 presents cost estimates per police-reported, medium and large truck crash victim in Michigan in 2015. Within each crash or crime category, total comprehensive costs may not exactly add to the sum of monetary and quality-of-life costs due to rounding.

Table 1. Costs per Police-Reported Crime in Michigan (2015 dollars)							
	Murder	Rape	Aggravated Assault	Robbery	Larceny	Burglary	Motor Vehicle Theft
Medical Care	27,738	8,982	1,548	1,534	0	0	0
Future Earnings	918,569	5,605	1,094	1,581	26	33	99
Public Services	2,846	788	334	404	441	449	269
Adjudication & Sanctioning	394,370	24,625	11,840	5,643	2,037	776	1,774
Property Damage & Loss	175	157	70	1,141	934	2,558	6,409
Subtotal (Monetary Cost)	1,343,697	40,157	14,886	10,303	3,438	3,816	8,551
Quality of Life	5,945,111	360,585	16,545	23,876	651	643	585
Total (Comprehensive Cost)	7,288,808	400,742	31,431	34,179	4,089	4,459	9,136

Table 2. Costs per Police-Reported Crash Victim in Michigan (2015 dollars)					
	Fatal	Serious Injury	Moderate Injury	Minor Injury	Property Damage Only
Medical Care	11,931	26,332	6,296	5,739	260
Future Earnings	1,203,734	40,208	11,624	8,653	298
Public Services	900	174	77	58	22
Adjudication & Sanctioning	106,256	8,538	1,681	1,123	18
Property Damage & Loss	23,153	6,390	3,907	3,832	2,700
Subtotal (Monetary Cost)	1,345,974	81,643	23,583	19,405	3,297
Quality of Life	7,529,418	405,747	111,360	47,796	1,050
Total (Comprehensive Cost)	8,875,391	487,390	134,943	67,200	4,347

Table 3. Costs per Police-Reported Alcohol-Involved Crash Victim in Michigan (2015 dollars)					
	Fatal	Serious Injury	Moderate Injury	Minor Injury	Property Damage Only
Medical Care	11,931	54,730	13,820	10,565	307
Future Earnings	1,203,734	84,723	25,584	15,895	342
Public Services	900	389	174	110	29
Adjudication & Sanctioning	106,256	12,896	3,506	2,174	48
Property Damage & Loss	23,153	11,290	7,448	6,267	2,740
Subtotal (Monetary Cost)	1,345,974	164,027	50,532	35,010	3,466
Quality of Life	7,529,418	420,730	119,958	51,064	1,113
Total (Comprehensive Cost)	8,875,391	584,757	170,490	86,074	4,578

Table 4. Costs per Police-Reported Unrestrained Injury-Crash Victim in Michigan (2015 dollars)				
	Fatal	Serious Injury	Moderate Injury	Minor Injury
Medical Care	11,931	58,486	14,545	8,034
Future Earnings	1,203,734	81,899	17,473	21,836
Public Services	900	174	77	58
Adjudication & Sanctioning	106,256	13,258	3,526	2,015
Property Damage & Loss	23,153	6,390	3,907	3,832
Subtotal (Monetary Cost)	1,345,974	160,207	39,528	35,774
Quality of Life	7,529,418	405,747	111,360	47,796
Total (Comprehensive Cost)	8,875,391	565,954	150,888	83,570

Table 5. Costs per Police-Reported Motorcycle Crash Victim in Michigan (Motorcyclist, 2015 dollars)					
	Fatal	Serious Injury	Moderate Injury	Minor Injury	Property Damage Only
Medical Care	11,931	41,778	9,037	8,606	138
Future Earnings	1,209,483	61,228	15,240	14,175	219
Public Services	788	354	173	164	60
Adjudication & Sanctioning	106,257	9,502	2,671	2,496	186
Property Damage & Loss	12,951	9,856	7,839	7,567	2,337
Subtotal (Monetary Cost)	1,341,410	122,717	34,959	33,008	2,940
Quality of Life	7,474,513	388,170	83,850	78,966	1,046
Total (Comprehensive Cost)	8,815,923	510,887	118,809	111,974	3,986

	Fatal	Serious Injury	Moderate Injury	Minor Injury	Property Damage Only
Medical Care	11,931	26,332	6,296	5,739	0
Future Earnings	1,203,734	40,208	11,624	8,653	88
Public Services	900	174	77	58	21
Adjudication & Sanctioning	106,256	8,538	1,681	1,123	0
Property Damage & Loss	23,153	6,390	3,907	3,832	2,725
Subtotal (Monetary Cost)	1,345,974	81,643	23,583	19,405	2,834
Quality of Life	7,529,418	405,747	111,360	47,796	0
Total (Comprehensive Cost)	8,875,391	487,390	134,943	67,200	2,834

	Fatal	Serious Injury	Moderate Injury	Minor Injury	Property Damage Only
Medical Care	11,931	41,747	17,805	8,165	374
Future Earnings	1,203,734	119,234	51,044	21,788	2,730
Public Services	900	322	176	193	47
Adjudication & Sanctioning	106,256	16,116	6,892	2,999	311
Property Damage & Loss	31,697	12,555	9,320	6,709	3,399
Subtotal (Monetary Cost)	1,354,518	189,974	85,237	39,854	6,861
Quality of Life	7,529,418	502,653	189,794	89,650	2,209
Total (Comprehensive Cost)	8,883,936	692,627	275,031	129,504	9,070

Estimates of incidence and costs for each crime and estimates of incidence and cost by crash outcome for each crash category (i.e., overall crashes, alcohol-involved crashes, crash-involved unrestrained occupants of passenger vehicles, teen-driver-involved crashes, motorcycle crashes and medium/large truck crashes) for the state of Michigan as a whole are contained in the statewide tables and figures. Also presented are tables of cost estimates for index crimes and traffic crashes broken out by specific cost categories.

As shown in the State for Michigan summaries (pages 9-14), in 2015, index crimes in Michigan resulted in \$2.0 billion in monetary costs and \$8.0 billion in total (monetary and nonmonetary quality-of-life) costs. In contrast, the costs of traffic crashes in Michigan were estimated to be \$4.6 billion in monetary costs and \$19.3 billion in total costs. Of these costs, alcohol-involved crashes accounted for \$793 million in monetary costs and \$3.9 billion in total costs. Injury-crash involved unrestrained occupants accounted for \$506 million in monetary costs and \$2.6 billion in total costs. Crashes involving teen drivers accounted for \$748 million in monetary costs and \$3.2 billion in total costs. For the first time, this study also looked at the total societal costs of motorcycle crashes and the societal costs of crashes involving medium and large trucks. Motorcycle crashes accounted for \$330 million in monetary costs and \$1.8 billion in total costs. Crashes involving medium and large trucks accounted for \$365 million in monetary costs and \$1.3 billion in total costs. In terms of proportion of societal costs of traffic crashes,

alcohol-involved crashes accounted for 20%, unrestrained occupants of passenger vehicles for 13%, teen-driver-crashes for 16%, motorcycle crashes for 9%, and medium/large trucks for 7%.

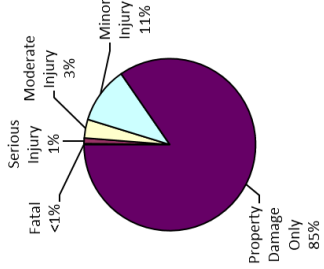
As noted earlier, the quality-of-life costs used in the present study are not directly comparable with the quality-of-life costs used in previous studies. Thus, a comparison of total costs that include the quality-of-life costs between the study conducted in 2009 and the current study is not meaningful. However, the monetary costs can be compared. The monetary costs of index crimes increased from \$1.9 billion to \$2.0 billion over that time period, whereas the monetary costs of traffic crashes decreased slightly from \$4.8 billion to \$4.6 billion. The monetary costs of alcohol-involved crashes and unrestrained passenger car victims did not change, remaining at \$0.8 billion and \$0.5 billion, respectively. The monetary costs of teen-driver-involved crashes decreased from \$1 billion in 2009 to \$0.8 billion in 2015, and the monetary costs of crash-involved motorcyclists decreased slightly from \$0.4 to \$0.3 billion.

County-level cost estimates are presented immediately following the statewide estimates. For each crash category, estimates of traffic crash and index crime incidence and cost estimates by crash outcome and crime category for all Michigan counties are contained in county-specific tables and figures. Also presented are tables of cost estimates for traffic crashes and index crimes by specific cost categories. Cost estimates are not broken out by county for injury crash-involved unrestrained occupants because the county level numbers of incidents for this subgroup are generally too small to be meaningful. Note that “traffic crash casualties” include all levels of injury severity (fatal, serious, moderate, and minor) as well as property-damage-only crash outcomes.

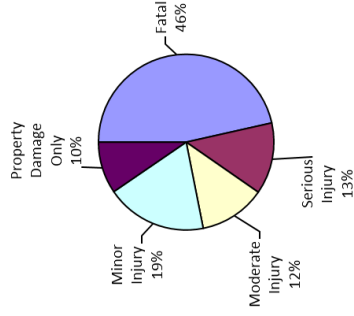
State of Michigan Traffic Crashes and Crime

Traffic Crash Casualty Severity	Traffic Crash Casualties	Traffic Crash Costs
Fatal	1,011	\$8,973,020,702
Serious Injury	5,212	\$2,540,275,836
Moderate Injury	17,499	\$2,361,371,800
Minor Injury	53,354	\$3,585,405,243
Property Damage Only	423,538	\$1,841,306,849
Total	500,614	\$19,301,380,430
Average cost of traffic crash casualty		\$38,555

Traffic Crash Casualties



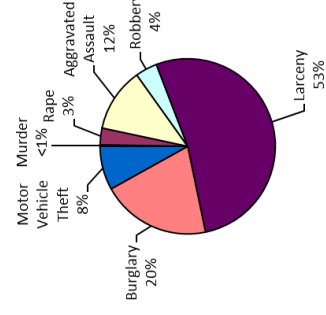
Traffic Crash Costs



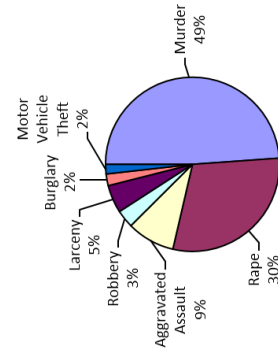
Costs of Traffic Crashes in Michigan (2015 dollars)						
	Fatal	Serious Injury	Moderate Injury	Minor Injury	Property Damage Only	Total
Medical Care	\$12,061,987	\$137,243,896	\$110,165,244	\$306,223,282	\$110,216,380	\$675,912,790
Future Earnings (Lost Wages)	\$1,216,975,135	\$209,563,033	\$203,405,175	\$461,668,138	\$126,149,378	\$2,217,758,859
Public Services	\$909,938	\$907,613	\$1,339,971	\$3,093,000	\$9,278,264	\$15,528,786
Adjudication & Sanctioning	\$107,425,149	\$44,502,182	\$29,410,611	\$59,892,593	\$7,491,155	\$248,721,690
Property Damage & Loss	\$23,407,310	\$33,304,070	\$68,365,458	\$204,437,346	\$1,143,452,146	\$1,472,966,328
Subtotal (Monetary Cost)	\$1,360,779,519	\$425,520,794	\$412,686,457	\$1,035,312,359	\$1,396,589,324	\$4,630,888,462
Quality of Life	\$7,612,241,184	\$2,114,755,042	\$1,948,685,343	\$2,550,092,884	\$444,717,525	\$14,670,491,978
Total (Comprehensive Cost)	\$8,973,020,702	\$2,540,275,836	\$2,361,371,800	\$3,585,405,243	\$1,841,306,849	\$19,301,380,430

Index Crime Category	Number of Index Crimes	Index Crime Costs
Murder	539	\$3,928,667,533
Rape	5,972	\$2,393,231,503
Aggravated Assault	22,803	\$716,714,524
Robbery	7,821	\$267,315,594
Larceny	101,801	\$416,253,443
Burglary	39,111	\$174,406,522
Motor Vehicle Theft	15,635	\$142,839,372
Total	193,682	\$8,039,428,492
Average cost of index crime		\$41,508

Index Crimes



Index Crime Costs

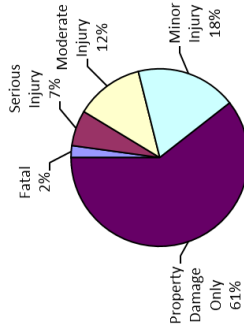


Costs of Index Crimes in Michigan (2015 dollars)								
	Murder	Rape	Aggravated Assault	Robbery	Larceny	Burglary	Motor Vehicle Theft	Total
Medical Care	\$14,950,648	\$53,643,269	\$35,293,141	\$12,000,114	\$0	\$0	\$0	\$15,887,170
Future Earnings (Lost Wages)	\$495,108,684	\$33,470,784	\$24,945,382	\$12,366,974	\$2,672,161	\$1,292,780	\$1,550,404	\$871,407,168
Public Services	\$1,533,884	\$4,707,616	\$7,622,386	\$3,160,614	\$44,891,597	\$17,650,114	\$4,201,670	\$83,667,881
Adjudication & Sanctioning	\$212,565,513	\$147,061,470	\$269,991,493	\$44,135,330	\$207,327,686	\$30,359,767	\$27,738,598	\$939,179,856
Property Damage and Loss	\$94,120	\$935,564	\$1,592,737	\$8,919,955	\$95,078,436	\$100,062,637	\$100,205,127	\$306,888,377
Subtotal (Monetary Cost)	\$724,252,846	\$239,818,704	\$339,445,139	\$80,582,966	\$349,969,890	\$149,265,999	\$133,695,798	\$2,017,090,452
Quality of Life	\$3,204,414,688	\$2,153,412,799	\$377,265,386	\$186,732,608	\$66,283,563	\$25,141,423	\$9,143,573	\$6,022,398,040
Total (Comprehensive Costs)	\$3,928,667,533	\$2,393,231,503	\$716,714,524	\$267,315,594	\$416,253,443	\$174,406,522	\$142,839,372	\$8,039,428,492

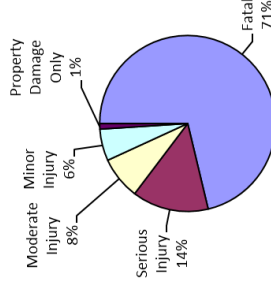
State of Michigan Alcohol-Involved Crashes

Crash Casualty Severity	Crash Casualties	Crash Costs
Fatal	315	\$2,795,748,290
Serious Injury	942	\$550,841,490
Moderate Injury	1,805	\$307,734,685
Minor Injury	2,657	\$228,699,902
Property Damage Only	8,784	\$40,216,517
Total	14,503	\$3,923,240,884
Average cost of crash casualty		\$270,512

Crash Casualties



Crash Costs



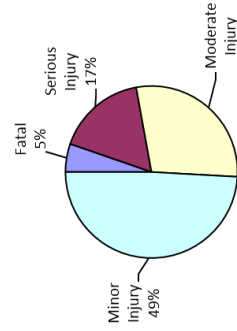
Costs of Alcohol-Involved Crashes in Michigan (2015 dollars)						
	Fatal	Serious Injury	Moderate Injury	Minor Injury	Property Damage Only	Total
Medical Care	\$3,758,186	\$51,555,554	\$24,945,827	\$28,071,210	\$2,693,849	\$111,024,626
Future Earnings (Lost Wages)	\$379,176,229	\$79,808,981	\$46,179,825	\$42,232,257	\$3,000,249	\$550,397,541
Public Services	\$283,512	\$366,511	\$313,233	\$291,929	\$254,693	\$1,509,878
Adjudication & Sanctioning	\$33,470,744	\$12,147,636	\$6,328,653	\$5,776,692	\$421,469	\$58,145,194
Property Damage & Loss	\$7,293,079	\$10,634,839	\$13,442,782	\$16,650,252	\$24,071,070	\$72,092,022
Subtotal (Monetary Cost)	\$423,981,749	\$154,513,521	\$91,210,321	\$93,022,340	\$30,441,330	\$793,169,260
Quality of Life	\$2,371,766,541	\$396,327,969	\$216,524,364	\$135,677,563	\$9,775,187	\$3,130,071,624
Total (Comprehensive Cost)	\$2,795,748,290	\$550,841,490	\$307,734,685	\$228,699,902	\$40,216,517	\$3,923,240,884

State of Michigan Unrestrained/Restrained Injury-Crash Victim Costs

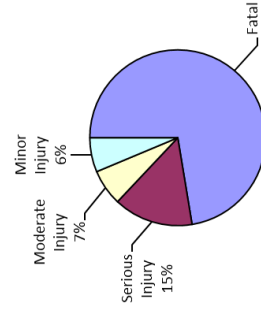
Injury Severity	Unrestrained Crash Victims	Unrestrained Victim Costs
Fatal	211	\$1,872,707,585
Serious Injury	669	\$378,623,545
Moderate Injury	1,142	\$172,314,080
Minor Injury	1,952	\$163,128,839
Total	3,974	\$2,586,774,048
Average injury-crash victim cost		\$650,925

Injury Severity	Restrained Crash Victims	Restrained Victim Costs
Fatal	313	\$2,777,997,507
Serious Injury	2,589	\$1,261,852,291
Moderate Injury	12,432	\$1,677,614,390
Minor Injury	45,914	\$3,085,434,950
Total	61,248	\$8,802,899,139
Average injury-crash victim cost		\$143,725

Unrestrained Injury-Crash Victim Costs in Michigan (2015 dollars)					
	Fatal	Serious Injury	Moderate Injury	Minor Injury	Total
Medical Care	\$2,517,388	\$39,127,080	\$16,610,759	\$15,681,943	\$73,937,169
Future Earnings (Lost Wages)	\$253,987,887	\$54,790,535	\$19,964,498	\$42,623,218	\$371,366,138
Public Services	\$189,908	\$116,499	\$87,448	\$113,160	\$507,015
Adjudication & Sanctioning	\$22,420,085	\$6,869,641	\$4,026,881	\$3,933,762	\$39,250,370
Property Damage & Loss	\$4,885,205	\$4,274,832	\$4,461,589	\$7,479,509	\$21,101,135
Subtotal (Monetary Cost)	\$284,000,479	\$107,178,587	\$45,141,175	\$69,831,592	\$506,151,827
Quality of Life	\$1,588,707,112	\$271,444,958	\$127,172,905	\$93,297,247	\$2,080,622,222
Total (Comprehensive Cost)	\$1,872,707,585	\$378,623,545	\$172,314,080	\$163,128,839	\$2,586,774,048

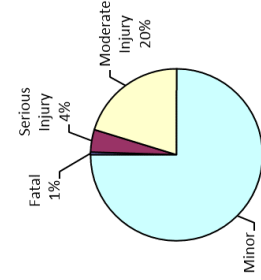


Unrestrained Victim Injuries

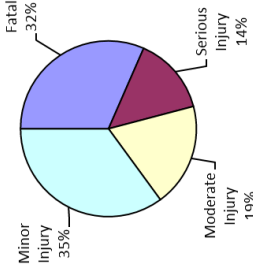


Unrestrained Victim Costs

Restrained Injury-Crash Victim Costs in Michigan (2015 dollars)					
	Fatal	Serious Injury	Moderate Injury	Minor Injury	Total
Medical Care	\$3,734,324	\$68,174,299	\$78,265,862	\$263,521,681	\$413,696,166
Future Earnings (Lost Wages)	\$376,768,761	\$104,097,984	\$144,507,294	\$397,288,688	\$1,022,662,697
Public Services	\$281,712	\$450,846	\$951,970	\$2,661,694	\$4,346,221
Adjudication & Sanctioning	\$33,258,231	\$22,105,938	\$20,894,492	\$51,540,812	\$127,799,473
Property Damage & Loss	\$7,246,773	\$16,543,407	\$48,569,595	\$175,929,383	\$248,289,159
Subtotal (Monetary Cost)	\$421,289,802	\$211,372,474	\$293,189,212	\$890,942,228	\$1,816,793,717
Quality of Life	\$2,356,707,706	\$1,050,479,816	\$1,384,425,178	\$2,194,492,722	\$6,986,105,422
Total (Comprehensive Cost)	\$2,777,997,507	\$1,261,852,291	\$1,677,614,390	\$3,085,434,950	\$8,802,899,139



Restrained Victim Injuries

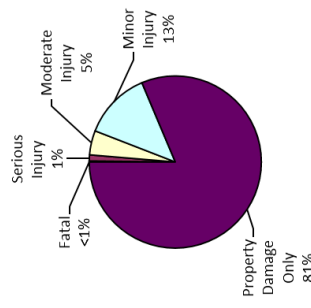


Restrained Victim Costs

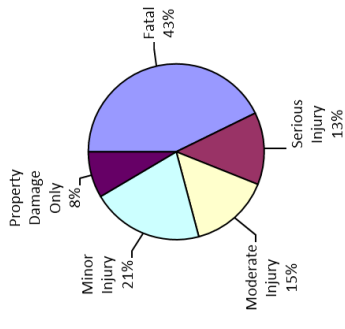
State of Michigan Teen Driver Crashes

Crash Casualty Severity	Crash Casualties	Crash Costs
Fatal	152	\$1,349,059,492
Serious Injury	862	\$420,130,040
Moderate Injury	3,465	\$467,578,335
Minor Injury	9,683	\$650,700,584
Property Damage Only	61,754	\$268,471,927
Total	75,916	\$3,155,940,379
Average cost of crash casualty		\$41,571

Crash Casualties



Crash Costs



Costs of Teen Driver Crashes in Michigan (2015 dollars)						
	Fatal	Serious Injury	Moderate Injury	Minor Injury	Property Damage Only	Total
Medical Care	\$1,813,474	\$22,698,434	\$21,813,965	\$55,575,215	\$16,070,402	\$117,971,490
Future Earnings (Lost Wages)	\$182,967,577	\$34,659,120	\$40,276,526	\$83,785,906	\$18,393,223	\$360,082,352
Public Services	\$136,806	\$150,108	\$265,329	\$561,336	\$1,362,818	\$2,466,397
Adjudication & Sanctioning	\$16,150,962	\$7,360,108	\$5,823,634	\$10,869,663	\$1,092,249	\$41,296,615
Property Damage & Loss	\$3,519,200	\$5,508,079	\$13,537,134	\$37,102,501	\$166,721,153	\$226,388,067
Subtotal (Monetary Cost)	\$204,588,019	\$70,375,849	\$81,716,588	\$187,894,620	\$203,629,845	\$748,204,920
Quality of Life	\$1,144,471,474	\$349,754,191	\$385,861,747	\$462,805,964	\$64,842,083	\$2,407,735,459
Total (Comprehensive Cost)	\$1,349,059,492	\$420,130,040	\$467,578,335	\$650,700,584	\$268,471,927	\$3,155,940,379

State of Michigan Motorcycle Crashes

Injury Severity	Motorcyclist Crash Victims	Motorcyclist Victim Costs
Fatal	138	\$1,216,597,406
Serious Injury	546	\$278,944,033
Moderate Injury	1,081	\$128,433,037
Minor Injury	813	\$91,035,230
Property Damage Only	1,225	\$4,882,889
Total	3,803	\$1,719,892,595
Average cost of crash casualty		\$452,246

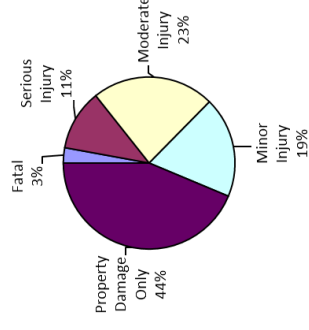
Injury Severity	Non-motorcyclist Crash Victims	Non-motorcyclist Victim Costs
Fatal	2	\$17,750,783
Serious Injury	13	\$6,336,068
Moderate Injury	46	\$6,207,389
Minor Injury	110	\$7,392,034
Property Damage Only	909	\$2,576,490
Total	1,080	\$40,262,764
Average cost of crash casualty		\$37,280

Motorcyclist Victim Costs in Motorcycle Crashes in Michigan (2015 dollars)						
	Fatal	Serious Injury	Moderate Injury	Minor Injury	Property Damage Only	Total
Medical Care	\$1,646,443	\$22,810,701	\$9,768,713	\$6,996,787	\$169,485	\$41,392,129
Future Earnings (Lost Wages)	\$166,908,643	\$33,430,276	\$16,474,068	\$11,524,241	\$268,505	\$228,605,732
Public Services	\$108,783	\$193,048	\$186,576	\$133,477	\$73,725	\$695,609
Adjudication & Sanctioning	\$14,663,441	\$5,188,042	\$2,887,060	\$2,029,312	\$227,354	\$24,995,209
Property Damage & Loss	\$1,787,260	\$5,381,301	\$8,474,317	\$6,152,078	\$2,862,708	\$24,657,665
Subtotal (Monetary Cost)	\$185,114,570	\$67,003,368	\$37,790,733	\$26,855,896	\$3,601,778	\$320,346,344
Quality of Life	\$1,031,482,837	\$211,940,665	\$90,642,304	\$84,199,334	\$1,281,111	\$1,399,546,250
Total (Comprehensive Cost)	\$1,216,597,406	\$278,944,033	\$128,433,037	\$91,035,230	\$4,882,889	\$1,719,892,595

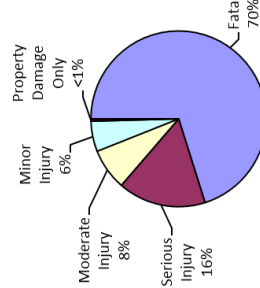
Non-motorcyclist Victim Costs in Motorcycle Crashes in Michigan (2015 dollars)						
	Fatal	Serious Injury	Moderate Injury	Minor Injury	Property Damage Only	Total
Medical Care	\$23,861	\$342,320	\$289,594	\$631,341	\$0	\$1,287,116
Future Earnings (Lost Wages)	\$2,407,468	\$522,701	\$534,696	\$951,818	\$80,418	\$4,497,100
Public Services	\$1,800	\$2,264	\$3,522	\$6,377	\$19,047	\$33,011
Adjudication & Sanctioning	\$212,513	\$110,999	\$77,312	\$123,481	\$0	\$524,305
Property Damage & Loss	\$46,305	\$83,068	\$179,714	\$421,489	\$2,477,025	\$3,207,601
Subtotal (Monetary Cost)	\$2,691,948	\$1,061,353	\$1,064,898	\$2,134,505	\$2,576,490	\$9,549,133
Quality of Life	\$15,058,835	\$5,274,715	\$5,122,551	\$5,257,529	\$0	\$30,713,631
Total (Comprehensive Cost)	\$17,750,783	\$6,336,068	\$6,207,389	\$7,392,034	\$2,576,490	\$40,262,764

Costs of Motorcycle Crashes in Michigan (2015 dollars)						
	Fatal	Serious Injury	Moderate Injury	Minor Injury	Property Damage Only	Total
Medical Care	\$1,670,305	\$23,153,020	\$10,056,306	\$7,628,128	\$169,485	\$42,679,245
Future Earnings (Lost Wages)	\$169,316,111	\$33,952,978	\$17,008,763	\$12,476,058	\$348,922	\$233,102,832
Public Services	\$110,583	\$195,312	\$190,098	\$139,854	\$92,773	\$728,620
Adjudication & Sanctioning	\$14,875,953	\$5,299,041	\$2,964,373	\$2,152,793	\$227,354	\$25,519,514
Property Damage & Loss	\$1,833,566	\$5,464,369	\$8,654,030	\$6,573,567	\$5,339,733	\$27,865,266
Subtotal (Monetary Cost)	\$187,806,517	\$68,064,721	\$38,875,571	\$28,970,400	\$6,178,268	\$329,895,477
Quality of Life	\$1,046,541,672	\$217,215,380	\$95,764,855	\$89,456,863	\$1,281,111	\$1,430,259,881
Total (Comprehensive Cost)	\$1,234,348,189	\$285,280,101	\$134,640,426	\$98,427,263	\$7,459,379	\$1,760,155,359

Motorcycle Crash Casualties



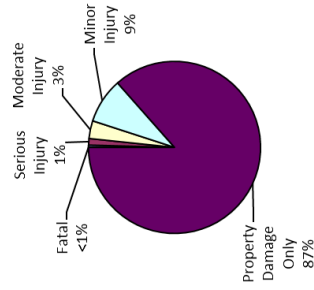
Motorcycle Crash Costs



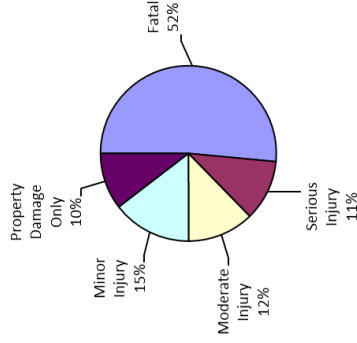
State of Michigan Medium/Large Truck Crashes

Crash Casualty Severity	Crash Casualties	Crash Costs
Fatal	78	\$692,946,990
Serious Injury	218	\$150,992,686
Moderate Injury	598	\$164,468,538
Minor Injury	1,519	\$196,716,576
Property Damage Only	15,487	\$140,467,090
Total	17,900	\$1,345,591,880
Average cost of crash casualty		\$75,173

Crash Casualties



Crash Costs



Costs of Medium/Large Truck Crashes in Michigan (2015 dollars)						
	Fatal	Serious Injury	Moderate Injury	Minor Injury	Property Damage Only	Total
Medical Care	\$930,598	\$9,100,846	\$10,647,390	\$12,402,635	\$5,792,138	\$38,873,607
Future Earnings (Lost Wages)	\$93,891,257	\$25,993,012	\$30,524,312	\$33,095,972	\$42,279,510	\$225,784,063
Public Services	\$70,203	\$70,196	\$105,248	\$293,167	\$727,889	\$1,266,703
Adjudication & Sanctioning	\$8,287,994	\$3,513,288	\$4,121,416	\$4,555,481	\$4,816,457	\$25,294,636
Property Damage & Loss	\$2,472,366	\$2,736,990	\$5,573,360	\$10,190,971	\$52,640,313	\$73,614,000
Subtotal (Monetary Cost)	\$105,652,418	\$41,414,332	\$50,971,726	\$60,538,226	\$106,256,307	\$364,833,009
Quality of Life	\$587,294,572	\$109,578,354	\$113,496,812	\$136,178,350	\$34,210,783	\$980,758,871
Total (Comprehensive Cost)	\$692,946,990	\$150,992,686	\$164,468,538	\$196,716,576	\$140,467,090	\$1,345,591,880

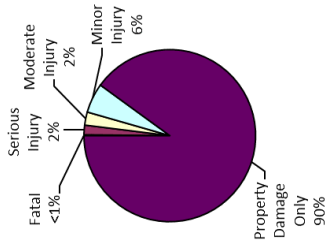
Alcona County Traffic Crashes and Crime

Index Crime Category	Number of Index Crimes	Index Crime Costs
Murder	0	\$0
Rape	10	\$4,007,420
Aggravated Assault	4	\$125,723
Robbery	0	\$0
Larceny	62	\$253,511
Burglary	56	\$249,719
Motor Vehicle Theft	4	\$36,543
Total	136	\$4,672,917
Average cost of index crime		\$34,360

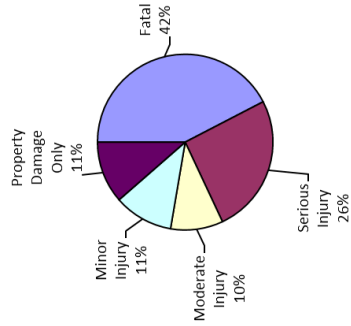
Traffic Crash Casualty Severity	Traffic Crash Casualties	Traffic Crash Costs
Fatal	1	\$8,875,391
Serious Injury	11	\$5,361,288
Moderate Injury	15	\$2,024,149
Minor Injury	34	\$2,284,810
Property Damage Only	549	\$2,386,746
Total	610	\$20,932,384
Average cost of traffic crash casualty		\$34,315

Costs of Traffic Crashes in Alcona County (2015 dollars)						
	Fatal	Serious Injury	Moderate Injury	Minor Injury	Property Damage Only	Total
Medical Care	\$11,931	\$289,655	\$94,433	\$195,142	\$142,868	\$734,028
Future Earnings (Lost Wages)	\$1,203,734	\$442,286	\$174,357	\$294,198	\$163,518	\$2,278,093
Public Services	\$900	\$1,916	\$1,149	\$1,971	\$12,027	\$17,962
Adjudication & Sanctioning	\$106,256	\$93,922	\$25,211	\$38,167	\$9,710	\$273,266
Property Damage & Loss	\$23,153	\$70,289	\$58,602	\$130,278	\$1,482,170	\$1,764,492
Subtotal (Monetary Cost)	\$1,345,974	\$898,068	\$353,751	\$658,796	\$1,810,292	\$5,067,841
Quality of Life	\$7,529,418	\$4,463,221	\$1,670,397	\$1,625,055	\$576,453	\$15,864,543
Total (Comprehensive Cost)	\$8,875,391	\$5,361,288	\$2,024,149	\$2,284,810	\$2,386,746	\$20,932,384

Traffic Crash Casualties

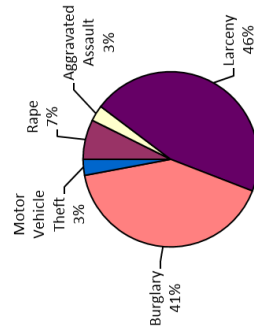


Traffic Crash Costs

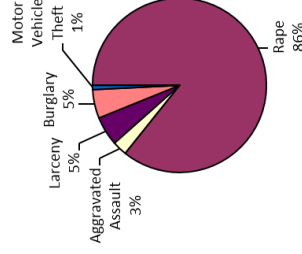


Costs of Index Crimes in Alcona County (2015 dollars)								
	Murder	Rape	Aggravated Assault	Robbery	Larceny	Burglary	Motor Vehicle Theft	Total
Medical Care	\$0	\$89,825	\$6,191	\$0	\$0	\$0	\$0	\$96,016
Future Earnings (Lost Wages)	\$0	\$56,046	\$4,376	\$0	\$1,627	\$1,851	\$397	\$64,297
Public Services	\$0	\$7,883	\$1,337	\$0	\$27,340	\$25,129	\$1,075	\$62,764
Adjudication & Sanctioning	\$0	\$246,252	\$47,361	\$0	\$126,269	\$43,470	\$7,097	\$470,448
Property Damage and Loss	\$0	\$1,567	\$279	\$0	\$57,906	\$143,272	\$25,636	\$228,659
Subtotal (Monetary Cost)	\$0	\$401,572	\$59,544	\$0	\$213,143	\$213,721	\$34,204	\$922,184
Quality of Life	\$0	\$3,605,849	\$66,179	\$0	\$40,369	\$35,998	\$2,339	\$3,750,734
Total (Comprehensive Costs)	\$0	\$4,007,420	\$125,723	\$0	\$253,511	\$249,719	\$36,543	\$4,672,917

Index Crimes



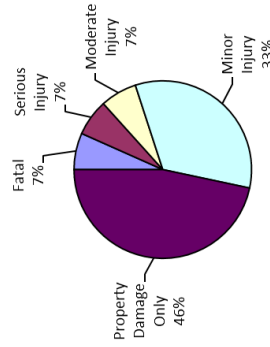
Index Crime Costs



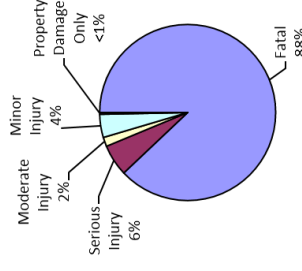
Alcona County Alcohol-Involved Crashes

Crash Casualty Severity	Crash Casualties	Crash Costs
Fatal	1	\$8,875,391
Serious Injury	1	\$584,757
Moderate Injury	1	\$170,490
Minor Injury	5	\$430,372
Property Damage Only	7	\$32,049
Total	15	\$10,093,060
Average cost of crash casualty		\$672,871

Crash Casualties



Crash Costs

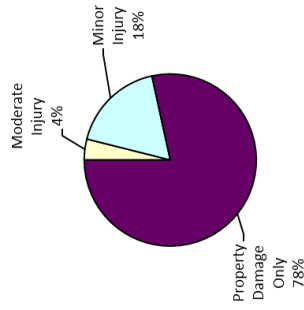


Costs of Alcohol-Involved Crashes in Alcona County (2015 dollars)						
	Fatal	Serious Injury	Moderate Injury	Minor Injury	Property Damage Only	Total
Medical Care	\$11,931	\$54,730	\$13,820	\$52,825	\$2,147	\$135,453
Future Earnings (Lost Wages)	\$1,203,734	\$84,723	\$25,584	\$79,474	\$2,391	\$1,395,906
Public Services	\$900	\$389	\$174	\$549	\$203	\$2,215
Adjudication & Sanctioning	\$106,256	\$12,896	\$3,506	\$10,871	\$336	\$133,865
Property Damage & Loss	\$23,153	\$11,290	\$7,448	\$31,333	\$19,182	\$92,405
Subtotal (Monetary Cost)	\$1,345,974	\$164,027	\$50,532	\$175,051	\$24,259	\$1,759,843
Quality of Life	\$7,529,418	\$420,730	\$119,958	\$255,321	\$7,790	\$8,333,217
Total (Comprehensive Cost)	\$8,875,391	\$584,757	\$170,490	\$430,372	\$32,049	\$10,093,060

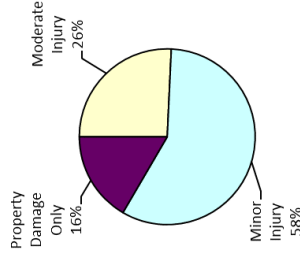
Alcona County Teen Driver Crashes

Crash Casualty Severity	Crash Casualties	Crash Costs
Fatal	0	\$0
Serious Injury	0	\$0
Moderate Injury	2	\$269,886
Minor Injury	9	\$604,803
Property Damage Only	40	\$173,898
Total	51	\$1,048,587
Average cost of crash casualty		\$20,561

Crash Casualties



Crash Costs



Costs of Teen Driver Crashes in Alcona County (2015 dollars)

	Fatal	Serious Injury	Moderate Injury	Minor Injury	Property Damage Only	Total
Medical Care	\$0	\$0	\$12,591	\$51,655	\$10,409	\$74,655
Future Earnings (Lost Wages)	\$0	\$0	\$23,248	\$77,876	\$11,914	\$113,037
Public Services	\$0	\$0	\$153	\$522	\$876	\$1,551
Adjudication & Sanctioning	\$0	\$0	\$3,361	\$10,103	\$707	\$14,172
Property Damage & Loss	\$0	\$0	\$7,814	\$34,485	\$107,991	\$150,290
Subtotal (Monetary Cost)	\$0	\$0	\$47,167	\$174,641	\$131,897	\$353,706
Quality of Life	\$0	\$0	\$222,720	\$430,161	\$42,000	\$694,881
Total (Comprehensive Cost)	\$0	\$0	\$269,886	\$604,803	\$173,898	\$1,048,587

Alcona County Motorcycle Crashes

Injury Severity	Motorcyclist Crash Victims	Motorcyclist Victim Costs
Fatal	0	\$0
Serious Injury	1	\$510,887
Moderate Injury	1	\$118,809
Minor Injury	1	\$111,974
Property Damage Only	2	\$7,972
Total	5	\$749,642
Average cost of crash casualty		\$149,928

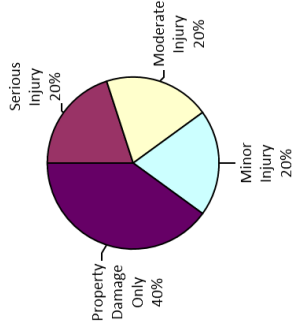
Injury Severity	Non-motorcyclist Crash Victims	Non-motorcyclist Victim Costs
Fatal	0	\$0
Serious Injury	0	\$0
Moderate Injury	0	\$0
Minor Injury	0	\$0
Property Damage Only	0	\$0
Total	0	\$0
Average cost of crash casualty		\$0

Motorcyclist Victim Costs in Motorcycle Crashes in Alcona County (2015 dollars)						
	Fatal	Serious Injury	Moderate Injury	Minor Injury	Property Damage Only	Total
Medical Care	\$0	\$41,778	\$9,037	\$8,606	\$277	\$59,687
Future Earnings (Lost Wages)	\$0	\$61,228	\$15,240	\$14,175	\$438	\$91,081
Public Services	\$0	\$354	\$173	\$164	\$120	\$811
Adjudication & Sanctioning	\$0	\$9,502	\$2,671	\$2,496	\$371	\$15,040
Property Damage & Loss	\$0	\$9,866	\$7,839	\$7,567	\$4,674	\$29,936
Subtotal (Monetary Cost)	\$0	\$122,717	\$34,959	\$33,008	\$5,860	\$196,565
Quality of Life	\$0	\$388,170	\$83,850	\$78,966	\$2,092	\$553,078
Total (Comprehensive Cost)	\$0	\$510,887	\$118,809	\$111,974	\$7,972	\$749,642

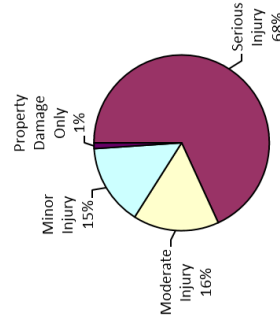
Non-motorcyclist Victim Costs in Motorcycle Crashes in Alcona County (2015 dollars)						
	Fatal	Serious Injury	Moderate Injury	Minor Injury	Property Damage Only	Total
Medical Care	\$0	\$0	\$0	\$0	\$0	\$0
Future Earnings (Lost Wages)	\$0	\$0	\$0	\$0	\$0	\$0
Public Services	\$0	\$0	\$0	\$0	\$0	\$0
Adjudication & Sanctioning	\$0	\$0	\$0	\$0	\$0	\$0
Property Damage & Loss	\$0	\$0	\$0	\$0	\$0	\$0
Subtotal (Monetary Cost)	\$0	\$0	\$0	\$0	\$0	\$0
Quality of Life	\$0	\$0	\$0	\$0	\$0	\$0
Total (Comprehensive Cost)	\$0	\$0	\$0	\$0	\$0	\$0

Costs of Motorcycle Crashes in Alcona County (2015 dollars)						
	Fatal	Serious Injury	Moderate Injury	Minor Injury	Property Damage Only	Total
Medical Care	\$0	\$41,778	\$9,037	\$8,606	\$277	\$59,687
Future Earnings (Lost Wages)	\$0	\$61,228	\$15,240	\$14,175	\$438	\$91,081
Public Services	\$0	\$354	\$173	\$164	\$120	\$811
Adjudication & Sanctioning	\$0	\$9,502	\$2,671	\$2,496	\$371	\$15,040
Property Damage & Loss	\$0	\$9,866	\$7,839	\$7,567	\$4,674	\$29,936
Subtotal (Monetary Cost)	\$0	\$122,717	\$34,959	\$33,008	\$5,860	\$196,565
Quality of Life	\$0	\$388,170	\$83,850	\$78,966	\$2,092	\$553,078
Total (Comprehensive Cost)	\$0	\$510,887	\$118,809	\$111,974	\$7,972	\$749,642

Motorcycle Crash Casualties



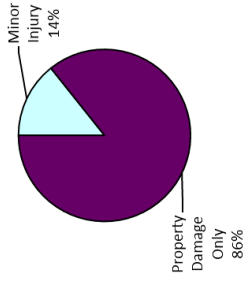
Motorcycle Crash Costs



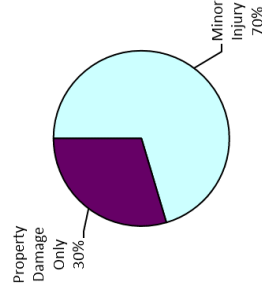
Alcona County Medium/Large Truck Crashes

Crash Casualty Severity	Crash Casualties	Crash Costs
Fatal	0	\$0
Serious Injury	0	\$0
Moderate Injury	0	\$0
Minor Injury	1	\$129,504
Property Damage Only	6	\$54,420
Total	7	\$183,924
Average cost of crash casualty		\$26,275

Crash Casualties



Crash Costs



Costs of Medium/Large Truck Crashes in Alcona County (2015 dollars)						
	Fatal	Serious Injury	Moderate Injury	Minor Injury	Property Damage Only	Total
Medical Care	\$0	\$0	\$0	\$8,165	\$2,244	\$10,409
Future Earnings (Lost Wages)	\$0	\$0	\$0	\$21,788	\$16,380	\$38,168
Public Services	\$0	\$0	\$0	\$193	\$282	\$475
Adjudication & Sanctioning	\$0	\$0	\$0	\$2,999	\$1,866	\$4,865
Property Damage & Loss	\$0	\$0	\$0	\$6,709	\$20,394	\$27,103
Subtotal (Monetary Cost)	\$0	\$0	\$0	\$39,854	\$41,166	\$81,020
Quality of Life	\$0	\$0	\$0	\$89,650	\$13,254	\$102,904
Total (Comprehensive Cost)	\$0	\$0	\$0	\$129,504	\$54,420	\$183,924

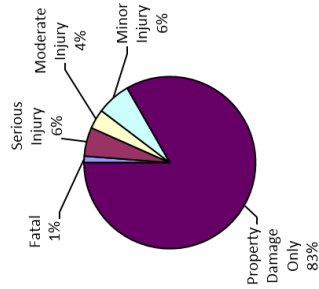
Alger County Traffic Crashes and Crime

Index Crime Category	Number of Index Crimes	Index Crime Costs
Murder	0	\$0
Rape	9	\$3,606,678
Aggravated Assault	13	\$408,599
Robbery	0	\$0
Larceny	41	\$167,645
Burglary	22	\$98,104
Motor Vehicle Theft	1	\$9,136
Total	86	\$4,290,162
Average cost of index crime		\$49,886

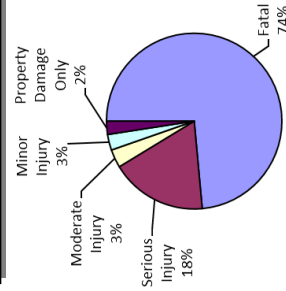
Traffic Crash Casualty Severity	Traffic Crash Casualties	Traffic Crash Costs
Fatal	5	\$44,376,957
Serious Injury	22	\$10,722,576
Moderate Injury	15	\$2,024,149
Minor Injury	26	\$1,747,208
Property Damage Only	339	\$1,473,783
Total	407	\$60,344,673
Average cost of traffic crash casualty		\$148,267

Costs of Traffic Crashes in Alger County (2015 dollars)						
	Fatal	Serious Injury	Moderate Injury	Minor Injury	Property Damage Only	Total
Medical Care	\$59,654	\$79,310	\$94,433	\$148,226	\$65,219	\$970,842
Future Earnings (Lost Wages)	\$6,018,670	\$884,572	\$174,357	\$224,975	\$100,970	\$7,403,544
Public Services	\$4,500	\$3,831	\$1,149	\$1,507	\$7,426	\$18,413
Adjudication & Sanctioning	\$531,282	\$187,845	\$25,211	\$29,186	\$5,996	\$779,519
Property Damage & Loss	\$115,763	\$140,577	\$58,602	\$99,625	\$915,220	\$1,323,787
Subtotal (Monetary Cost)	\$6,729,869	\$1,796,135	\$353,751	\$504,519	\$1,117,851	\$10,902,106
Quality of Life	\$37,647,088	\$8,926,441	\$1,670,397	\$1,242,689	\$355,952	\$49,842,567
Total (Comprehensive Cost)	\$44,376,957	\$10,722,576	\$2,024,149	\$1,747,208	\$1,473,783	\$60,344,673

Traffic Crash Casualties

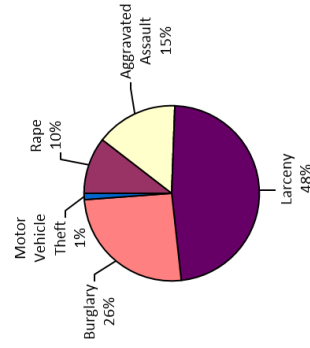


Traffic Crash Costs

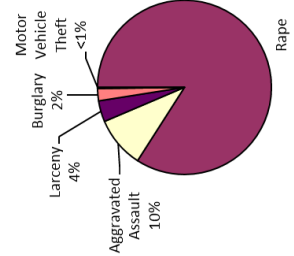


Costs of Index Crimes in Alger County (2015 dollars)								
	Murder	Rape	Aggravated Assault	Robbery	Larceny	Burglary	Motor Vehicle Theft	Total
Medical Care	\$0	\$60,842	\$20,121	\$0	\$0	\$0	\$0	\$100,963
Future Earnings (Lost Wages)	\$0	\$50,442	\$14,221	\$0	\$1,076	\$727	\$99	\$66,565
Public Services	\$0	\$7,095	\$4,346	\$0	\$18,080	\$9,872	\$269	\$39,661
Adjudication & Sanctioning	\$0	\$221,626	\$153,922	\$0	\$83,501	\$17,077	\$1,774	\$477,901
Property Damage and Loss	\$0	\$1,410	\$908	\$0	\$38,293	\$56,285	\$6,409	\$103,305
Subtotal (Monetary Cost)	\$0	\$3,61415	\$193,918	\$0	\$140,949	\$83,962	\$8,551	\$788,395
Quality of Life	\$0	\$3,245,264	\$215,081	\$0	\$26,695	\$14,142	\$585	\$3,501,768
Total (Comprehensive Costs)	\$0	\$3,606,678	\$408,599	\$0	\$167,645	\$98,104	\$9,136	\$4,290,162

Index Crimes



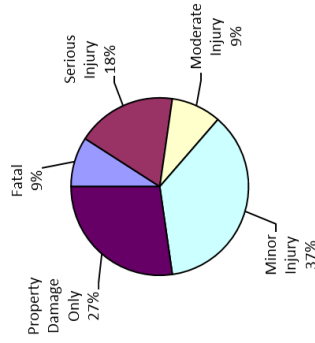
Index Crime Costs



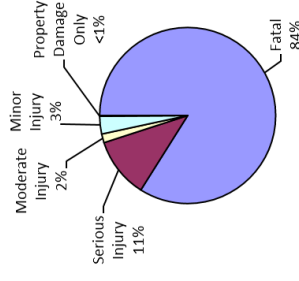
Alger County Alcohol-Involved Crashes

Crash Casualty Severity	Crash Casualties	Crash Costs
Fatal	1	\$8,875,391
Serious Injury	2	\$1,169,515
Moderate Injury	1	\$170,490
Minor Injury	4	\$344,298
Property Damage Only	3	\$13,735
Total	11	\$10,573,429
Average cost of crash casualty		\$961,221

Crash Casualties



Crash Costs

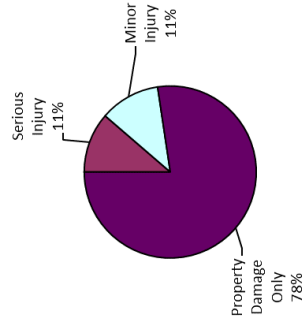


Costs of Alcohol-Involved Crashes in Alger County (2015 dollars)						
	Fatal	Serious Injury	Moderate Injury	Minor Injury	Property Damage Only	Total
Medical Care	\$11,931	\$109,460	\$13,820	\$42,260	\$920	\$178,391
Future Earnings (Lost Wages)	\$1,203,734	\$169,446	\$25,584	\$63,579	\$1,025	\$1,463,368
Public Services	\$900	\$778	\$174	\$439	\$87	\$2,378
Adjudication & Sanctioning	\$106,256	\$25,791	\$3,506	\$8,697	\$144	\$144,394
Property Damage & Loss	\$23,153	\$22,579	\$7,448	\$25,066	\$8,221	\$86,467
Subtotal (Monetary Cost)	\$1,345,974	\$328,054	\$50,532	\$140,041	\$10,397	\$1,874,998
Quality of Life	\$7,529,418	\$841,461	\$119,958	\$204,257	\$3,339	\$8,698,432
Total (Comprehensive Cost)	\$8,875,391	\$1,169,515	\$170,490	\$344,298	\$13,735	\$10,573,429

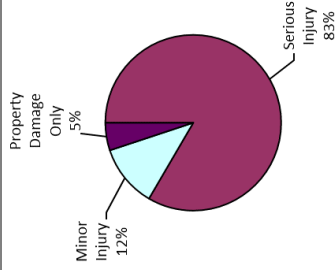
Alger County Teen Driver Crashes

Crash Casualty Severity	Crash Casualties	Crash Costs
Fatal	0	\$0
Serious Injury	6	\$2,924,339
Moderate Injury	0	\$0
Minor Injury	6	\$403,202
Property Damage Only	41	\$178,245
Total	53	\$3,505,786
Average cost of crash casualty		\$66,147

Crash Casualties



Crash Costs



Costs of Teen Driver Crashes in Alger County (2015 dollars)						
	Fatal	Serious Injury	Moderate Injury	Minor Injury	Property Damage Only	Total
Medical Care	\$0	\$157,994	\$0	\$34,437	\$10,670	\$203,100
Future Earnings (Lost Wages)	\$0	\$241,247	\$0	\$51,917	\$12,212	\$305,376
Public Services	\$0	\$1,045	\$0	\$348	\$898	\$2,291
Adjudication & Sanctioning	\$0	\$51,230	\$0	\$6,735	\$725	\$58,691
Property Damage & Loss	\$0	\$38,339	\$0	\$22,990	\$110,690	\$172,020
Subtotal (Monetary Cost)	\$0	\$489,855	\$0	\$116,428	\$135,195	\$741,477
Quality of Life	\$0	\$2,434,484	\$0	\$286,774	\$43,050	\$2,764,309
Total (Comprehensive Cost)	\$0	\$2,924,339	\$0	\$403,202	\$178,245	\$3,505,786

Alger County Motorcycle Crashes

Injury Severity	Motorcyclist Crash Victims	Motorcyclist Victim Costs
Fatal	0	\$0
Serious Injury	4	\$2,043,546
Moderate Injury	2	\$237,619
Minor Injury	3	\$335,923
Property Damage Only	1	\$3,986
Total	10	\$2,621,074
Average cost of crash casualty		\$262,107

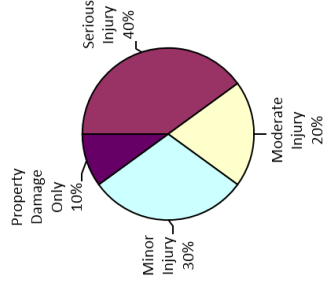
Injury Severity	Non-motorcyclist Crash Victims	Non-motorcyclist Victim Costs
Fatal	0	\$0
Serious Injury	0	\$0
Moderate Injury	0	\$0
Minor Injury	0	\$0
Property Damage Only	0	\$0
Total	0	\$0
Average cost of crash casualty		\$0

Motorcyclist Victim Costs in Motorcycle Crashes in Alger County (2015 dollars)						
	Fatal	Serious Injury	Moderate Injury	Minor Injury	Property Damage Only	Total
Medical Care	\$0	\$167,111	\$18,073	\$25,818	\$138	\$211,142
Future Earnings (Lost Wages)	\$0	\$244,910	\$30,479	\$42,525	\$219	\$318,134
Public Services	\$0	\$1,414	\$345	\$493	\$60	\$2,312
Adjudication & Sanctioning	\$0	\$38,008	\$5,341	\$7,488	\$186	\$51,023
Property Damage & Loss	\$0	\$39,423	\$15,679	\$22,701	\$2,337	\$80,140
Subtotal (Monetary Cost)	\$0	\$490,867	\$69,918	\$99,025	\$2,940	\$662,751
Quality of Life	\$0	\$1,552,679	\$167,701	\$236,898	\$1,046	\$1,958,323
Total (Comprehensive Cost)	\$0	\$2,043,546	\$237,619	\$335,923	\$3,986	\$2,621,074

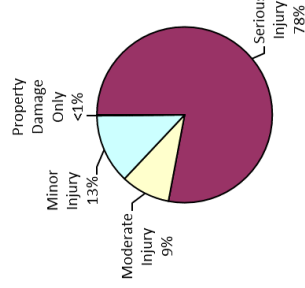
Non-motorcyclist Victim Costs in Motorcycle Crashes in Alger County (2015 dollars)						
	Fatal	Serious Injury	Moderate Injury	Minor Injury	Property Damage Only	Total
Medical Care	\$0	\$0	\$0	\$0	\$0	\$0
Future Earnings (Lost Wages)	\$0	\$0	\$0	\$0	\$0	\$0
Public Services	\$0	\$0	\$0	\$0	\$0	\$0
Adjudication & Sanctioning	\$0	\$0	\$0	\$0	\$0	\$0
Property Damage & Loss	\$0	\$0	\$0	\$0	\$0	\$0
Subtotal (Monetary Cost)	\$0	\$0	\$0	\$0	\$0	\$0
Quality of Life	\$0	\$0	\$0	\$0	\$0	\$0
Total (Comprehensive Cost)	\$0	\$0	\$0	\$0	\$0	\$0

Costs of Motorcycle Crashes in Alger County (2015 dollars)						
	Fatal	Serious Injury	Moderate Injury	Minor Injury	Property Damage Only	Total
Medical Care	\$0	\$167,111	\$18,073	\$25,818	\$138	\$211,142
Future Earnings (Lost Wages)	\$0	\$244,910	\$30,479	\$42,525	\$219	\$318,134
Public Services	\$0	\$1,414	\$345	\$493	\$60	\$2,312
Adjudication & Sanctioning	\$0	\$38,008	\$5,341	\$7,488	\$186	\$51,023
Property Damage & Loss	\$0	\$39,423	\$15,679	\$22,701	\$2,337	\$80,140
Subtotal (Monetary Cost)	\$0	\$490,867	\$69,918	\$99,025	\$2,940	\$662,751
Quality of Life	\$0	\$1,552,679	\$167,701	\$236,898	\$1,046	\$1,958,323
Total (Comprehensive Cost)	\$0	\$2,043,546	\$237,619	\$335,923	\$3,986	\$2,621,074

Motorcycle Crash Casualties



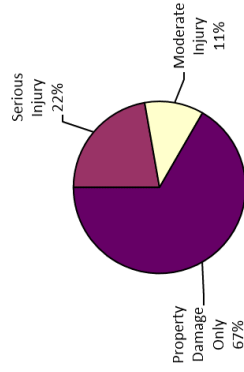
Motorcycle Crash Costs



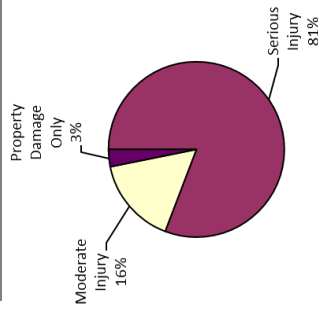
Alger County Medium/Large Truck Crashes

Crash Casualty Severity	Crash Casualties	Crash Costs
Fatal	0	\$0
Serious Injury	2	\$1,385,254
Moderate Injury	1	\$275,031
Minor Injury	0	\$0
Property Damage Only	6	\$54,420
Total	9	\$1,714,705
Average cost of crash casualty		\$190,523

Crash Casualties



Crash Costs



Costs of Medium/Large Truck Crashes in Alger County (2015 dollars)						
	Fatal	Serious Injury	Moderate Injury	Minor Injury	Property Damage Only	Total
Medical Care	\$0	\$83,494	\$17,805	\$0	\$2,244	\$103,543
Future Earnings (Lost Wages)	\$0	\$238,468	\$51,044	\$0	\$16,380	\$305,892
Public Services	\$0	\$644	\$176	\$0	\$282	\$1,102
Adjudication & Sanctioning	\$0	\$32,232	\$6,892	\$0	\$1,866	\$40,990
Property Damage & Loss	\$0	\$25,110	\$9,320	\$0	\$20,394	\$54,824
Subtotal (Monetary Cost)	\$0	\$379,948	\$85,237	\$0	\$41,166	\$506,351
Quality of Life	\$0	\$1,005,306	\$189,794	\$0	\$13,254	\$1,208,354
Total (Comprehensive Cost)	\$0	\$1,385,254	\$275,031	\$0	\$54,420	\$1,714,705

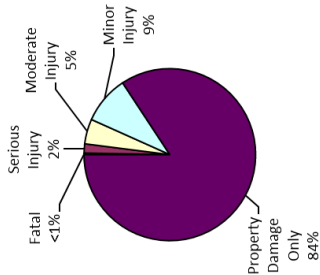
Allegan County Traffic Crashes and Crime

Index Crime Category	Number of Index Crimes	Index Crime Costs
Murder	3	\$21,866,424
Rape	71	\$28,452,685
Aggravated Assault	123	\$3,865,978
Robbery	6	\$205,075
Larceny	666	\$2,723,203
Burglary	245	\$1,092,521
Motor Vehicle Theft	81	\$740,006
Total	1,195	\$58,945,892
Average cost of index crime		\$49,327

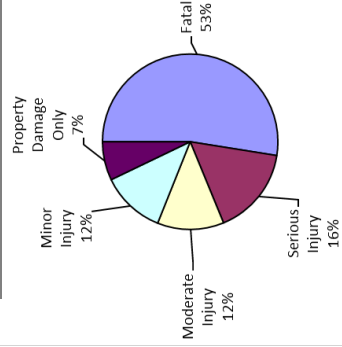
Traffic Crash Casualty Severity	Traffic Crash Casualties	Traffic Crash Costs
Fatal	14	\$124,255,480
Serious Injury	79	\$38,503,797
Moderate Injury	215	\$29,012,797
Minor Injury	416	\$27,955,328
Property Damage Only	3,878	\$16,859,380
Total	4,602	\$236,586,782
Average cost of traffic crash casualty		\$51,410

Costs of Traffic Crashes in Allegan County (2015 dollars)						
	Fatal	Serious Injury	Moderate Injury	Minor Injury	Property Damage Only	Total
Medical Care	\$167,030	\$2,080,251	\$1,353,536	\$2,387,616	\$1,009,162	\$6,997,616
Future Earnings (Lost Wages)	\$16,852,277	\$3,176,416	\$2,499,121	\$3,599,601	\$1,155,049	\$27,282,464
Public Services	\$12,601	\$13,757	\$16,463	\$24,116	\$84,954	\$151,891
Adjudication & Sanctioning	\$1,487,589	\$674,534	\$361,351	\$466,981	\$66,591	\$3,059,046
Property Damage & Loss	\$324,137	\$504,801	\$839,968	\$1,593,994	\$10,469,680	\$13,732,578
Subtotal (Monetary Cost)	\$18,843,633	\$6,448,759	\$5,070,438	\$8,072,438	\$12,787,456	\$51,223,594
Quality of Life	\$105,411,846	\$32,054,038	\$23,942,359	\$19,883,300	\$4,071,924	\$185,363,188
Total (Comprehensive Cost)	\$124,255,480	\$38,503,797	\$29,012,797	\$27,955,328	\$16,859,380	\$236,586,782

Traffic Crash Casualties

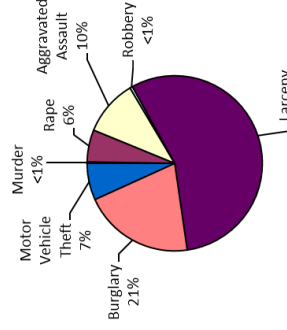


Traffic Crash Costs

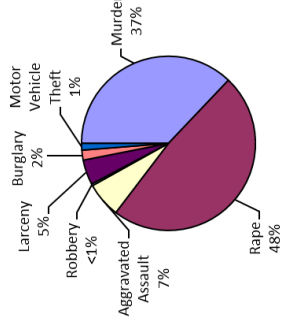


Costs of Index Crimes in Allegan County (2015 dollars)								
	Murder	Rape	Aggravated Assault	Robbery	Larceny	Burglary	Motor Vehicle Theft	Total
Medical Care	\$63,213	\$637,755	\$190,372	\$9,206	\$0	\$0	\$0	\$920,546
Future Earnings (Lost Wages)	\$2,755,707	\$397,928	\$134,556	\$9,488	\$17,482	\$8,098	\$8,032	\$3,331,291
Public Services	\$9,537	\$55,968	\$41,115	\$2,425	\$293,689	\$109,938	\$21,768	\$533,439
Adjudication & Sanctioning	\$1,183,110	\$1,748,387	\$1,456,341	\$33,859	\$1,356,374	\$190,180	\$143,705	\$6,111,957
Property Damage and Loss	\$524	\$11,123	\$8,591	\$6,843	\$622,020	\$826,813	\$519,131	\$1,795,045
Subtotal (Monetary Cost)	\$4,031,092	\$2,851,160	\$1,650,978	\$61,820	\$2,289,594	\$935,030	\$692,636	\$12,692,279
Quality of Life	\$17,835,332	\$25,601,525	\$2,035,001	\$143,255	\$433,639	\$157,491	\$47,370	\$46,253,614
Total (Comprehensive Costs)	\$21,866,424	\$28,452,685	\$3,865,978	\$205,075	\$2,723,203	\$1,092,521	\$740,006	\$58,945,892

Index Crimes



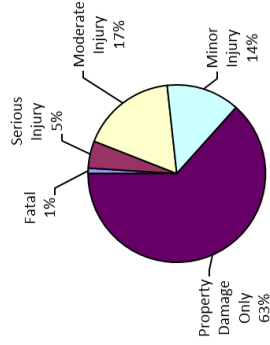
Index Crime Costs



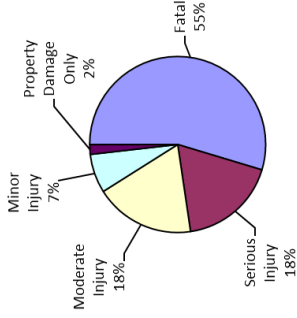
Allegan County Alcohol-Involved Crashes

Crash Casualty Severity	Crash Casualties	Crash Costs
Fatal	2	\$17,750,783
Serious Injury	10	\$5,847,574
Moderate Injury	35	\$5,967,155
Minor Injury	27	\$2,324,011
Property Damage Only	128	\$586,033
Total	202	\$32,475,556
Average cost of crash casualty		\$160,770

Crash Casualties



Crash Costs

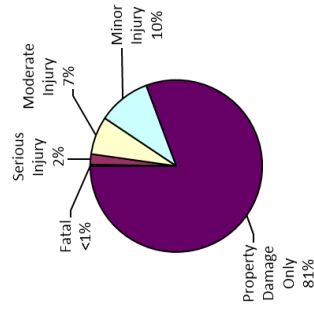


Costs of Alcohol-Involved Crashes in Allegan County (2015 dollars)						
	Fatal	Serious Injury	Moderate Injury	Minor Injury	Property Damage Only	Total
Medical Care	\$23,861	\$547,299	\$483,714	\$285,255	\$39,255	\$1,379,384
Future Earnings (Lost Wages)	\$2,407,468	\$847,229	\$895,454	\$429,157	\$43,719	\$4,623,028
Public Services	\$1,800	\$3,891	\$6,074	\$2,967	\$3,711	\$18,443
Adjudication & Sanctioning	\$212,513	\$128,956	\$122,716	\$58,702	\$6,142	\$529,028
Property Damage & Loss	\$46,305	\$112,896	\$260,663	\$169,197	\$350,762	\$939,825
Subtotal (Monetary Cost)	\$2,691,948	\$1,640,271	\$1,768,621	\$945,278	\$443,590	\$7,489,707
Quality of Life	\$15,058,835	\$4,207,303	\$4,198,533	\$1,378,733	\$142,444	\$24,985,849
Total (Comprehensive Cost)	\$17,750,783	\$5,847,574	\$5,967,155	\$2,324,011	\$586,033	\$32,475,556

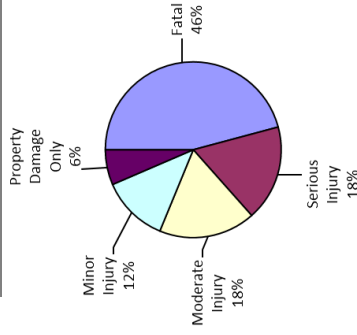
Allegan County Teen Driver Crashes

Crash Casualty Severity	Crash Casualties	Crash Costs
Fatal	2	\$17,750,783
Serious Injury	14	\$6,823,458
Moderate Injury	51	\$6,882,105
Minor Injury	71	\$4,771,222
Property Damage Only	576	\$2,504,127
Total	714	\$38,731,694
Average cost of crash casualty		\$54,246

Crash Casualties



Crash Costs



Costs of Teen Driver Crashes in Allegan County (2015 dollars)

	Fatal	Serious Injury	Moderate Injury	Minor Injury	Property Damage Only	Total
Medical Care	\$23,861	\$368,652	\$321,071	\$407,502	\$149,894	\$1,270,981
Future Earnings (Lost Wages)	\$2,407,468	\$562,909	\$592,815	\$614,355	\$171,560	\$4,349,107
Public Services	\$1,800	\$2,438	\$3,905	\$4,116	\$12,618	\$24,877
Adjudication & Sanctioning	\$212,513	\$119,538	\$85,716	\$79,701	\$10,188	\$507,655
Property Damage & Loss	\$46,305	\$89,458	\$199,248	\$272,052	\$1,555,063	\$2,162,127
Subtotal (Monetary Cost)	\$2,691,948	\$1,142,995	\$1,202,755	\$1,377,726	\$1,899,323	\$8,314,746
Quality of Life	\$15,058,835	\$5,680,463	\$5,679,350	\$3,393,496	\$604,804	\$30,416,948
Total (Comprehensive Cost)	\$17,750,783	\$6,823,458	\$6,882,105	\$4,771,222	\$2,504,127	\$38,731,694

Allegan County Motorcycle Crashes

Injury Severity	Motorcyclist Crash Victims	Motorcyclist Victim Costs
Fatal	1	\$8,815,923
Serious Injury	9	\$4,597,979
Moderate Injury	18	\$2,138,570
Minor Injury	7	\$783,821
Property Damage Only	13	\$51,818
Total	48	\$16,388,112
Average cost of crash casualty		\$341,419

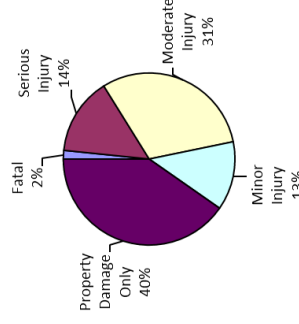
Injury Severity	Non-motorcyclist Crash Victims	Non-motorcyclist Victim Costs
Fatal	0	\$0
Serious Injury	0	\$0
Moderate Injury	1	\$134,943
Minor Injury	1	\$67,200
Property Damage Only	12	\$34,013
Total	14	\$236,157
Average cost of crash casualty		\$16,868

Motorcyclist Victim Costs in Motorcycle Crashes in Allegan County (2015 dollars)						
	Fatal	Serious Injury	Moderate Injury	Minor Injury	Property Damage Only	Total
Medical Care	\$11,931	\$376,001	\$162,661	\$60,243	\$1,799	\$612,634
Future Earnings (Lost Wages)	\$1,209,483	\$551,049	\$274,314	\$99,225	\$2,849	\$2,136,919
Public Services	\$788	\$3,182	\$3,107	\$1,149	\$782	\$9,009
Adjudication & Sanctioning	\$106,257	\$85,517	\$48,073	\$17,473	\$2,413	\$259,732
Property Damage & Loss	\$12,951	\$88,703	\$141,108	\$52,970	\$30,380	\$326,112
Subtotal (Monetary Cost)	\$1,341,410	\$1,104,451	\$629,263	\$251,059	\$38,223	\$3,344,406
Quality of Life	\$7,474,513	\$3,493,527	\$1,509,308	\$552,762	\$13,595	\$13,043,706
Total (Comprehensive Cost)	\$8,815,923	\$4,597,979	\$2,138,570	\$783,821	\$51,818	\$16,388,112

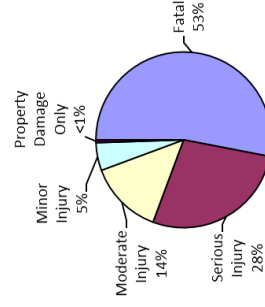
Non-motorcyclist Victim Costs in Motorcycle Crashes in Allegan County (2015 dollars)						
	Fatal	Serious Injury	Moderate Injury	Minor Injury	Property Damage Only	Total
Medical Care	\$0	\$0	\$6,296	\$5,739	\$0	\$12,035
Future Earnings (Lost Wages)	\$0	\$0	\$11,624	\$8,653	\$1,062	\$21,338
Public Services	\$0	\$0	\$77	\$58	\$251	\$386
Adjudication & Sanctioning	\$0	\$0	\$1,681	\$1,123	\$0	\$2,803
Property Damage & Loss	\$0	\$0	\$3,907	\$3,832	\$32,700	\$40,439
Subtotal (Monetary Cost)	\$0	\$0	\$23,583	\$19,405	\$34,013	\$77,001
Quality of Life	\$0	\$0	\$111,360	\$47,796	\$0	\$159,156
Total (Comprehensive Cost)	\$0	\$0	\$134,943	\$67,200	\$34,013	\$236,157

Costs of Motorcycle Crashes in Allegan County (2015 dollars)						
	Fatal	Serious Injury	Moderate Injury	Minor Injury	Property Damage Only	Total
Medical Care	\$11,931	\$376,001	\$168,957	\$65,982	\$1,799	\$624,689
Future Earnings (Lost Wages)	\$1,209,483	\$551,049	\$285,938	\$107,878	\$3,911	\$2,158,258
Public Services	\$788	\$3,182	\$3,107	\$1,207	\$1,034	\$9,395
Adjudication & Sanctioning	\$106,257	\$85,517	\$49,754	\$18,595	\$2,413	\$262,536
Property Damage & Loss	\$12,951	\$88,703	\$145,015	\$56,802	\$63,080	\$366,550
Subtotal (Monetary Cost)	\$1,341,410	\$1,104,451	\$652,846	\$250,484	\$72,236	\$3,421,407
Quality of Life	\$7,474,513	\$3,493,527	\$1,620,667	\$600,558	\$13,595	\$13,202,861
Total (Comprehensive Cost)	\$8,815,923	\$4,597,979	\$2,273,514	\$851,021	\$85,831	\$16,624,268

Motorcycle Crash Casualties



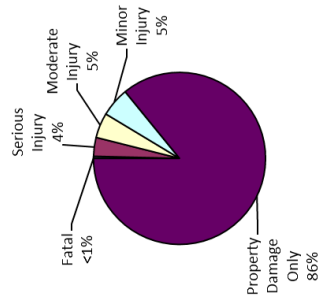
Motorcycle Crash Costs



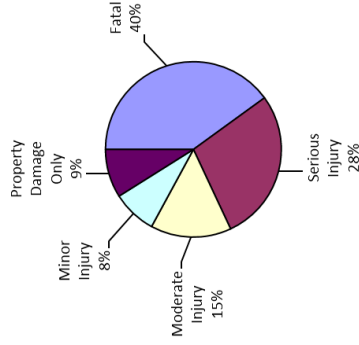
Allegan County Medium/Large Truck Crashes

Crash Casualty Severity	Crash Casualties	Crash Costs
Fatal	1	\$8,883,936
Serious Injury	9	\$6,233,643
Moderate Injury	12	\$3,300,372
Minor Injury	14	\$1,813,056
Property Damage Only	219	\$1,986,330
Total	255	\$22,217,337
Average cost of crash casualty		\$87,127

Crash Casualties



Crash Costs



Costs of Medium/Large Truck Crashes in Allegan County (2015 dollars)						
	Fatal	Serious Injury	Moderate Injury	Minor Injury	Property Damage Only	Total
Medical Care	\$11,931	\$375,723	\$213,660	\$114,310	\$81,906	\$797,530
Future Earnings (Lost Wages)	\$1,203,734	\$1,073,106	\$612,528	\$305,032	\$597,870	\$3,792,270
Public Services	\$900	\$2,898	\$2,112	\$2,702	\$10,293	\$18,905
Adjudication & Sanctioning	\$106,256	\$145,044	\$82,704	\$41,986	\$68,109	\$444,099
Property Damage & Loss	\$31,697	\$112,995	\$111,840	\$93,926	\$744,381	\$1,094,839
Subtotal (Monetary Cost)	\$1,354,518	\$1,709,766	\$1,022,844	\$557,956	\$1,502,559	\$6,147,643
Quality of Life	\$7,529,418	\$4,523,877	\$2,277,528	\$1,255,100	\$483,771	\$16,069,694
Total (Comprehensive Cost)	\$8,883,936	\$6,233,643	\$3,300,372	\$1,813,056	\$1,986,330	\$22,217,337

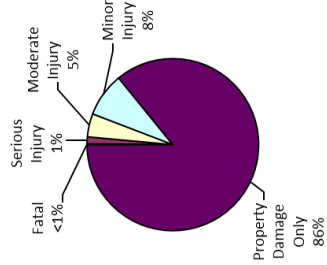
Alpena County Traffic Crashes and Crime

Index Crime Category	Number of Index Crimes	Index Crime Costs
Murder	1	\$7,288,808
Rape	40	\$16,029,682
Aggravated Assault	20	\$628,614
Robbery	4	\$136,717
Larceny	248	\$1,014,046
Burglary	79	\$352,282
Motor Vehicle Theft	12	\$109,630
Total	404	\$25,559,779
Average cost of index crime		\$63,267

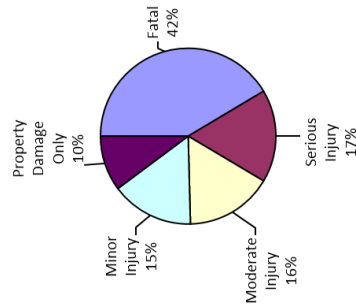
Traffic Crash Casualty Severity	Traffic Crash Casualties	Traffic Crash Costs
Fatal	2	\$17,750,783
Serious Injury	15	\$7,310,848
Moderate Injury	51	\$6,882,105
Minor Injury	97	\$6,518,430
Property Damage Only	1,003	\$4,360,484
Total	1,168	\$42,822,650
Average cost of traffic crash casualty		\$36,663

Costs of Traffic Crashes in Alpena County (2015 dollars)						
	Fatal	Serious Injury	Moderate Injury	Minor Injury	Property Damage Only	Total
Medical Care	\$23,861	\$394,984	\$321,071	\$556,728	\$261,013	\$1,557,668
Future Earnings (Lost Wages)	\$2,407,468	\$603,117	\$592,815	\$639,330	\$298,740	\$4,741,470
Public Services	\$1,800	\$2,612	\$3,905	\$5,623	\$21,972	\$35,913
Adjudication & Sanctioning	\$212,513	\$128,076	\$85,716	\$108,887	\$17,740	\$552,932
Property Damage & Loss	\$46,305	\$95,848	\$199,248	\$371,676	\$2,707,862	\$3,420,940
Subtotal (Monetary Cost)	\$2,691,948	\$1,224,638	\$1,202,755	\$1,882,245	\$3,307,328	\$10,908,913
Quality of Life	\$15,058,835	\$6,086,210	\$5,679,350	\$4,636,185	\$1,053,156	\$32,513,737
Total (Comprehensive Cost)	\$17,750,783	\$7,310,848	\$6,882,105	\$6,518,430	\$4,360,484	\$42,822,650

Traffic Crash Casualties

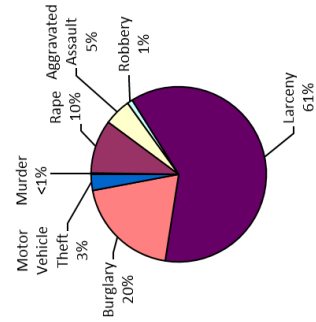


Traffic Crash Costs

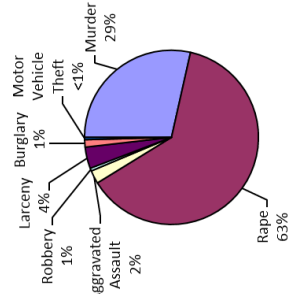


Costs of Index Crimes in Alpena County (2015 dollars)								
	Murder	Rape	Aggravated Assault	Robbery	Larceny	Burglary	Motor Vehicle Theft	Total
Medical Care	\$27,738	\$359,299	\$30,955	\$6,137	\$0	\$0	\$0	\$424,128
Future Earnings (Lost Wages)	\$918,589	\$224,185	\$21,879	\$6,325	\$6,510	\$2,611	\$1,190	\$1,181,269
Public Services	\$2,846	\$31,531	\$6,685	\$1,616	\$109,362	\$35,449	\$3,225	\$190,715
Adjudication & Sanctioning	\$394,370	\$985,006	\$236,803	\$22,523	\$505,076	\$61,323	\$21,290	\$2,226,442
Property Damage and Loss	\$175	\$6,266	\$1,397	\$4,562	\$231,623	\$202,115	\$76,908	\$523,047
Subtotal (Monetary Cost)	\$1,343,697	\$1,606,287	\$297,720	\$41,214	\$862,571	\$307,499	\$102,613	\$4,945,601
Quality of Life	\$5,945,111	\$14,423,395	\$330,895	\$95,503	\$161,475	\$50,783	\$7,018	\$21,014,179
Total (Comprehensive Costs)	\$7,288,808	\$16,029,682	\$628,614	\$136,717	\$1,014,046	\$352,282	\$109,630	\$25,559,779

Index Crimes



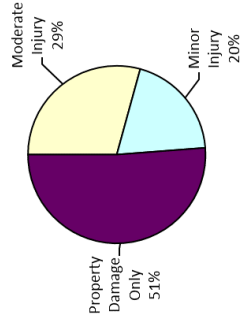
Index Crime Costs



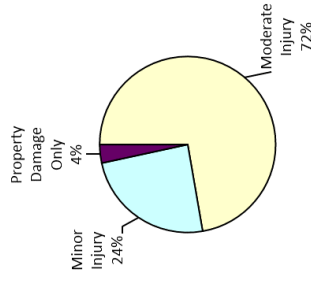
Alpena County Alcohol-Involved Crashes

Crash Casualty Severity	Crash Casualties	Crash Costs
Fatal	0	\$0
Serious Injury	0	\$0
Moderate Injury	12	\$2,045,882
Minor Injury	8	\$688,596
Property Damage Only	21	\$96,146
Total	41	\$2,830,623
Average cost of crash casualty		\$69,040

Crash Casualties



Crash Costs

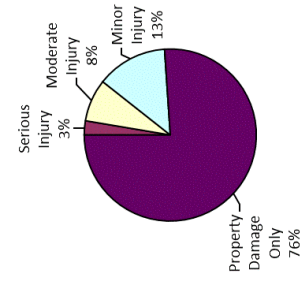


Costs of Alcohol-Involved Crashes in Alpena County (2015 dollars)						
	Fatal	Serious Injury	Moderate Injury	Minor Injury	Property Damage Only	Total
Medical Care	\$0	\$0	\$165,845	\$84,520	\$6,440	\$256,805
Future Earnings (Lost Wages)	\$0	\$0	\$307,013	\$127,158	\$7,173	\$441,343
Public Services	\$0	\$0	\$2,082	\$879	\$609	\$3,570
Adjudication & Sanctioning	\$0	\$0	\$42,074	\$17,393	\$1,008	\$60,475
Property Damage & Loss	\$0	\$0	\$89,370	\$50,132	\$57,547	\$197,050
Subtotal (Monetary Cost)	\$0	\$0	\$606,384	\$280,082	\$72,776	\$959,243
Quality of Life	\$0	\$0	\$1,439,497	\$408,514	\$23,370	\$1,871,380
Total (Comprehensive Cost)	\$0	\$0	\$2,045,882	\$688,596	\$96,146	\$2,830,623

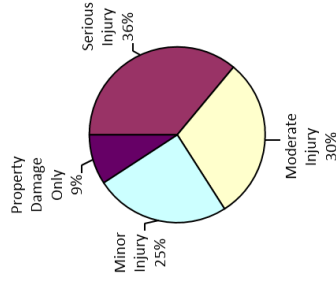
Alpena County Teen Driver Crashes

Crash Casualty Severity	Crash Casualties	Crash Costs
Fatal	0	\$0
Serious Injury	5	\$2,436,949
Moderate Injury	15	\$2,024,149
Minor Injury	25	\$1,680,008
Property Damage Only	143	\$621,684
Total	188	\$6,762,790
Average cost of crash casualty		\$35,972

Crash Casualties



Crash Costs



Costs of Teen Driver Crashes in Alpena County (2015 dollars)

	Fatal	Serious Injury	Moderate Injury	Minor Injury	Property Damage Only	Total
Medical Care	\$0	\$131,661	\$94,433	\$143,487	\$37,213	\$406,794
Future Earnings (Lost Wages)	\$0	\$201,039	\$174,357	\$216,322	\$42,592	\$634,310
Public Services	\$0	\$871	\$1,149	\$1,449	\$3,133	\$6,601
Adjudication & Sanctioning	\$0	\$42,692	\$25,211	\$28,064	\$2,529	\$98,496
Property Damage & Loss	\$0	\$31,949	\$58,602	\$95,793	\$386,066	\$572,411
Subtotal (Monetary Cost)	\$0	\$408,213	\$353,751	\$485,115	\$471,533	\$1,718,612
Quality of Life	\$0	\$2,028,737	\$1,670,397	\$1,194,893	\$150,151	\$5,044,178
Total (Comprehensive Cost)	\$0	\$2,436,949	\$2,024,149	\$1,680,008	\$621,684	\$6,762,790

Alpena County Motorcycle Crashes

Injury Severity	Motorcyclist Crash Victims	Motorcyclist Victim Costs
Fatal	0	\$0
Serious Injury	2	\$1,021,773
Moderate Injury	2	\$237,619
Minor Injury	1	\$111,974
Property Damage Only	2	\$7,972
Total	7	\$1,379,338
Average cost of crash casualty \$197,048		

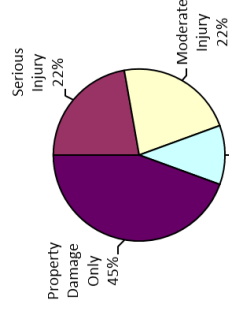
Injury Severity	Non-motorcyclist Crash Victims	Non-motorcyclist Victim Costs
Fatal	0	\$0
Serious Injury	0	\$0
Moderate Injury	0	\$0
Minor Injury	0	\$0
Property Damage Only	2	\$5,669
Total	2	\$5,669
Average cost of crash casualty \$2,834		

Motorcyclist Victim Costs in Motorcycle Crashes in Alpena County (2015 dollars)						
	Fatal	Serious Injury	Moderate Injury	Minor Injury	Property Damage Only	Total
Medical Care	\$0	\$83,566	\$18,073	\$8,606	\$277	\$110,512
Future Earnings (Lost Wages)	\$0	\$122,455	\$30,479	\$14,175	\$438	\$167,548
Public Services	\$0	\$707	\$345	\$164	\$120	\$1,337
Adjudication & Sanctioning	\$0	\$19,004	\$5,341	\$2,496	\$371	\$27,213
Property Damage & Loss	\$0	\$19,712	\$15,679	\$7,567	\$4,674	\$47,631
Subtotal (Monetary Cost)	\$0	\$245,434	\$69,918	\$33,008	\$5,860	\$354,241
Quality of Life	\$0	\$776,339	\$167,701	\$78,966	\$2,092	\$1,025,098
Total (Comprehensive Cost)	\$0	\$1,021,773	\$237,619	\$111,974	\$7,972	\$1,379,338

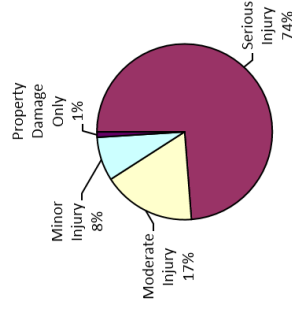
Non-motorcyclist Victim Costs in Motorcycle Crashes in Alpena County (2015 dollars)						
	Fatal	Serious Injury	Moderate Injury	Minor Injury	Property Damage Only	Total
Medical Care	\$0	\$0	\$0	\$0	\$0	\$0
Future Earnings (Lost Wages)	\$0	\$0	\$0	\$0	\$177	\$177
Public Services	\$0	\$0	\$0	\$0	\$42	\$42
Adjudication & Sanctioning	\$0	\$0	\$0	\$0	\$0	\$0
Property Damage & Loss	\$0	\$0	\$0	\$0	\$5,450	\$5,450
Subtotal (Monetary Cost)	\$0	\$0	\$0	\$0	\$5,669	\$5,669
Quality of Life	\$0	\$0	\$0	\$0	\$0	\$0
Total (Comprehensive Cost)	\$0	\$0	\$0	\$0	\$5,669	\$5,669

Costs of Motorcycle Crashes in Alpena County (2015 dollars)						
	Fatal	Serious Injury	Moderate Injury	Minor Injury	Property Damage Only	Total
Medical Care	\$0	\$83,566	\$18,073	\$8,606	\$277	\$110,512
Future Earnings (Lost Wages)	\$0	\$122,455	\$30,479	\$14,175	\$615	\$167,725
Public Services	\$0	\$707	\$345	\$164	\$162	\$1,379
Adjudication & Sanctioning	\$0	\$19,004	\$5,341	\$2,496	\$371	\$27,213
Property Damage & Loss	\$0	\$19,712	\$15,679	\$7,567	\$10,124	\$53,081
Subtotal (Monetary Cost)	\$0	\$245,434	\$69,918	\$33,008	\$11,549	\$359,909
Quality of Life	\$0	\$776,339	\$167,701	\$78,966	\$2,092	\$1,025,098
Total (Comprehensive Cost)	\$0	\$1,021,773	\$237,619	\$111,974	\$13,641	\$1,385,007

Motorcycle Crash Casualties



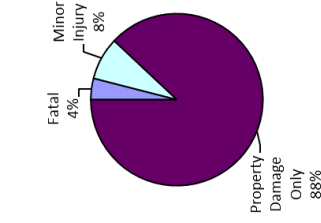
Motorcycle Crash Costs



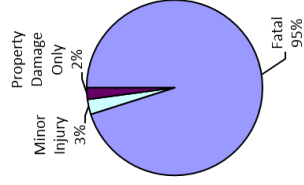
Alpena County Medium/Large Truck Crashes

Crash Casualty Severity	Crash Casualties	Crash Costs
Fatal	1	\$8,883,936
Serious Injury	0	\$0
Moderate Injury	0	\$0
Minor Injury	2	\$259,008
Property Damage Only	22	\$199,540
Total	25	\$9,342,484
Average cost of crash casualty		\$373,699

Crash Casualties



Crash Costs

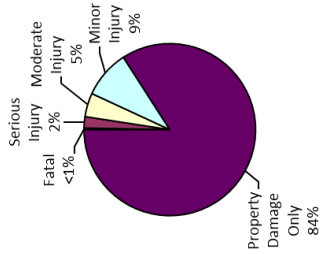


Costs of Medium/Large Truck Crashes in Alpena County (2015 dollars)						
	Fatal	Serious Injury	Moderate Injury	Minor Injury	Property Damage Only	Total
Medical Care	\$11,931	\$0	\$0	\$16,330	\$8,228	\$36,489
Future Earnings (Lost Wages)	\$1,203,734	\$0	\$0	\$43,576	\$60,060	\$1,307,370
Public Services	\$900	\$0	\$0	\$386	\$1,034	\$2,320
Adjudication & Sanctioning	\$106,256	\$0	\$0	\$5,998	\$6,842	\$119,096
Property Damage & Loss	\$31,697	\$0	\$0	\$13,418	\$74,778	\$119,893
Subtotal (Monetary Cost)	\$1,354,518	\$0	\$0	\$79,708	\$150,942	\$1,585,168
Quality of Life	\$7,529,418	\$0	\$0	\$179,300	\$48,598	\$7,757,316
Total (Comprehensive Cost)	\$8,883,936	\$0	\$0	\$259,008	\$199,540	\$9,342,484

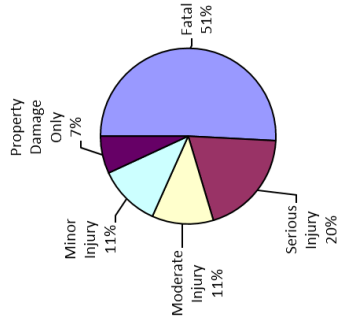
Antrim County Traffic Crashes and Crime

Traffic Crash Casualty Severity	Traffic Crash Casualties	Traffic Crash Costs
Fatal	3	\$26,626,174
Serious Injury	21	\$10,235,187
Moderate Injury	44	\$5,937,503
Minor Injury	89	\$5,980,827
Property Damage Only	830	\$3,608,377
Total	987	\$52,388,068
Average cost of traffic crash casualty		\$53,078

Traffic Crash Casualties



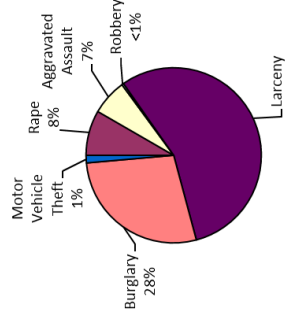
Traffic Crash Costs



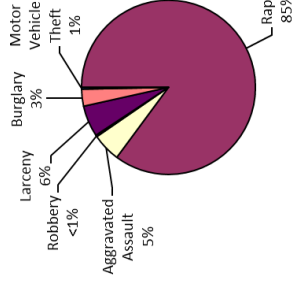
Costs of Traffic Crashes in Antrim County (2015 dollars)						Total
	Fatal	Serious Injury	Moderate Injury	Minor Injury	Property Damage Only	
Medical Care	\$35,792	\$552,978	\$277,003	\$510,812	\$215,993	\$1,592,578
Future Earnings (Lost Wages)	\$3,611,202	\$844,364	\$511,448	\$770,107	\$247,213	\$5,984,334
Public Services	\$2,700	\$3,657	\$3,369	\$5,159	\$18,182	\$33,068
Adjudication & Sanctioning	\$318,769	\$179,307	\$73,951	\$99,907	\$14,680	\$686,614
Property Damage & Loss	\$69,458	\$134,188	\$171,900	\$341,023	\$2,240,803	\$2,957,371
Subtotal (Monetary Cost)	\$4,037,921	\$1,714,493	\$1,037,671	\$1,727,008	\$2,736,872	\$11,253,965
Quality of Life	\$22,588,253	\$8,520,694	\$4,899,832	\$4,253,819	\$871,505	\$41,134,103
Total (Comprehensive Cost)	\$26,626,174	\$10,235,187	\$5,937,503	\$5,980,827	\$3,608,377	\$52,388,068

Index Crime Category	Number of Index Crimes	Index Crime Costs
Murder	0	\$0
Rape	24	\$9,617,809
Aggravated Assault	19	\$597,184
Robbery	1	\$34,179
Larceny	160	\$654,223
Burglary	80	\$356,742
Motor Vehicle Theft	4	\$36,543
Total	288	\$11,296,680
Average cost of index crime		\$39,225

Index Crimes



Index Crime Costs

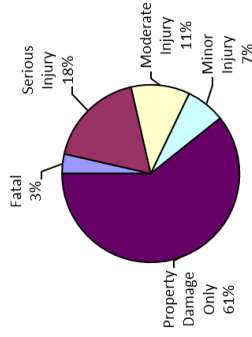


Costs of Index Crimes in Antrim County (2015 dollars)							Total
	Murder	Rape	Aggravated Assault	Robbery	Larceny	Burglary	Motor Vehicle Theft
Medical Care	\$0	\$215,579	\$29,407	\$1,554	\$0	\$0	\$0
Future Earnings (Lost Wages)	\$0	\$134,511	\$20,785	\$1,591	\$4,200	\$2,644	\$397
Public Services	\$0	\$18,919	\$6,351	\$404	\$70,556	\$35,898	\$1,075
Adjudication & Sanctioning	\$0	\$591,004	\$224,963	\$5,643	\$325,856	\$62,100	\$7,097
Property Damage and Loss	\$0	\$3,760	\$1,327	\$1,141	\$149,434	\$204,674	\$25,636
Subtotal (Monetary Cost)	\$0	\$963,772	\$282,834	\$10,303	\$590,045	\$305,316	\$34,204
Quality of Life	\$0	\$8,654,037	\$314,350	\$23,876	\$104,177	\$51,426	\$2,339
Total (Comprehensive Costs)	\$0	\$9,617,809	\$597,184	\$34,179	\$654,223	\$356,742	\$36,543
Average cost of index crime							\$39,225

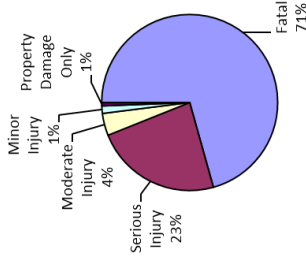
Antrim County Alcohol-Involved Crashes

Crash Casualty Severity	Crash Casualties	Crash Costs
Fatal	1	\$8,875,391
Serious Injury	5	\$2,923,787
Moderate Injury	3	\$511,470
Minor Injury	2	\$172,149
Property Damage Only	17	\$77,833
Total	28	\$12,560,630
Average cost of crash casualty		\$448,594

Crash Casualties



Crash Costs

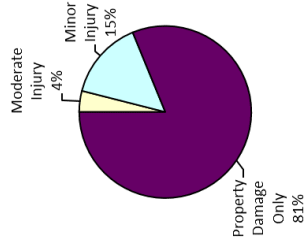


Costs of Alcohol-Involved Crashes in Antrim County (2015 dollars)						
	Fatal	Serious Injury	Moderate Injury	Minor Injury	Property Damage Only	Total
Medical Care	\$11,931	\$273,649	\$41,461	\$21,130	\$5,214	\$353,385
Future Earnings (Lost Wages)	\$1,203,734	\$423,615	\$76,753	\$31,799	\$5,806	\$1,741,698
Public Services	\$900	\$1,945	\$521	\$220	\$493	\$4,079
Adjudication & Sanctioning	\$106,256	\$64,478	\$10,519	\$4,348	\$816	\$186,417
Property Damage & Loss	\$23,153	\$56,448	\$22,343	\$12,533	\$46,586	\$161,062
Subtotal (Monetary Cost)	\$1,345,974	\$820,135	\$151,596	\$70,021	\$58,914	\$2,446,640
Quality of Life	\$7,529,418	\$2,103,652	\$359,874	\$102,128	\$18,918	\$10,113,990
Total (Comprehensive Cost)	\$8,875,391	\$2,923,787	\$511,470	\$172,149	\$77,833	\$12,560,630

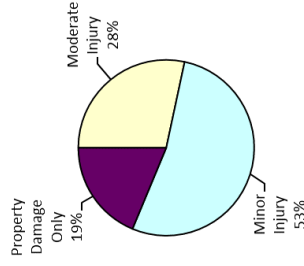
Antrim County Teen Driver Crashes

Crash Casualty Severity	Crash Casualties	Crash Costs
Fatal	0	\$0
Serious Injury	0	\$0
Moderate Injury	4	\$539,773
Minor Injury	15	\$1,008,005
Property Damage Only	82	\$356,490
Total	101	\$1,904,268
Average cost of crash casualty		\$18,854

Crash Casualties



Crash Costs



Costs of Teen Driver Crashes in Antrim County (2015 dollars)						
	Fatal	Serious Injury	Moderate Injury	Minor Injury	Property Damage Only	Total
Medical Care	\$0	\$0	\$25,182	\$86,092	\$21,339	\$132,613
Future Earnings (Lost Wages)	\$0	\$0	\$46,495	\$129,793	\$24,423	\$200,712
Public Services	\$0	\$0	\$306	\$870	\$1,796	\$2,972
Adjudication & Sanctioning	\$0	\$0	\$6,723	\$16,838	\$1,450	\$25,011
Property Damage & Loss	\$0	\$0	\$15,627	\$57,476	\$221,381	\$294,484
Subtotal (Monetary Cost)	\$0	\$0	\$94,334	\$291,069	\$270,390	\$655,792
Quality of Life	\$0	\$0	\$445,439	\$716,936	\$86,101	\$1,248,476
Total (Comprehensive Cost)	\$0	\$0	\$539,773	\$1,008,005	\$356,490	\$1,904,268

Antrim County Motorcycle Crashes

Injury Severity	Motorcyclist Crash Victims	Motorcyclist Victim Costs
Fatal	0	\$0
Serious Injury	4	\$2,043,546
Moderate Injury	5	\$594,047
Minor Injury	7	\$783,821
Property Damage Only	2	\$7,972
Total	18	\$3,429,387
Average cost of crash casualty		\$190,521

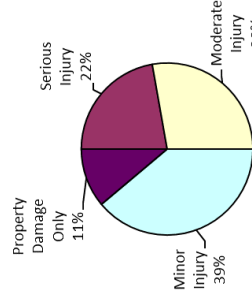
Injury Severity	Non-motorcyclist Crash Victims	Non-motorcyclist Victim Costs
Fatal	0	\$0
Serious Injury	0	\$0
Moderate Injury	0	\$0
Minor Injury	0	\$0
Property Damage Only	0	\$0
Total	0	\$0
Average cost of crash casualty		\$0

Motorcyclist Victim Costs in Motorcycle Crashes in Antrim County (2015 dollars)						
	Fatal	Serious Injury	Moderate Injury	Minor Injury	Property Damage Only	Total
Medical Care	\$0	\$167,111	\$45,184	\$60,243	\$277	\$272,815
Future Earnings (Lost Wages)	\$0	\$244,910	\$76,198	\$99,225	\$438	\$420,772
Public Services	\$0	\$1,414	\$863	\$1,149	\$120	\$3,547
Adjudication & Sanctioning	\$0	\$38,008	\$13,354	\$17,473	\$371	\$69,205
Property Damage & Loss	\$0	\$39,423	\$39,197	\$52,970	\$4,674	\$136,264
Subtotal (Monetary Cost)	\$0	\$490,867	\$174,795	\$231,059	\$5,860	\$902,602
Quality of Life	\$0	\$1,552,679	\$419,252	\$552,762	\$2,092	\$2,526,784
Total (Comprehensive Cost)	\$0	\$2,043,546	\$594,047	\$783,821	\$7,972	\$3,429,387

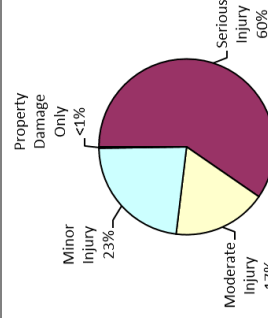
Non-motorcyclist Victim Costs in Motorcycle Crashes in Antrim County (2015 dollars)						
	Fatal	Serious Injury	Moderate Injury	Minor Injury	Property Damage Only	Total
Medical Care	\$0	\$0	\$0	\$0	\$0	\$0
Future Earnings (Lost Wages)	\$0	\$0	\$0	\$0	\$0	\$0
Public Services	\$0	\$0	\$0	\$0	\$0	\$0
Adjudication & Sanctioning	\$0	\$0	\$0	\$0	\$0	\$0
Property Damage & Loss	\$0	\$0	\$0	\$0	\$0	\$0
Subtotal (Monetary Cost)	\$0	\$0	\$0	\$0	\$0	\$0
Quality of Life	\$0	\$0	\$0	\$0	\$0	\$0
Total (Comprehensive Cost)	\$0	\$0	\$0	\$0	\$0	\$0

Costs of Motorcycle Crashes in Antrim County (2015 dollars)						
	Fatal	Serious Injury	Moderate Injury	Minor Injury	Property Damage Only	Total
Medical Care	\$0	\$167,111	\$45,184	\$60,243	\$277	\$272,815
Future Earnings (Lost Wages)	\$0	\$244,910	\$76,198	\$99,225	\$438	\$420,772
Public Services	\$0	\$1,414	\$863	\$1,149	\$120	\$3,547
Adjudication & Sanctioning	\$0	\$38,008	\$13,354	\$17,473	\$371	\$69,205
Property Damage & Loss	\$0	\$39,423	\$39,197	\$52,970	\$4,674	\$136,264
Subtotal (Monetary Cost)	\$0	\$490,867	\$174,795	\$231,059	\$5,860	\$902,602
Quality of Life	\$0	\$1,552,679	\$419,252	\$552,762	\$2,092	\$2,526,784
Total (Comprehensive Cost)	\$0	\$2,043,546	\$594,047	\$783,821	\$7,972	\$3,429,387

Motorcycle Crash Casualties



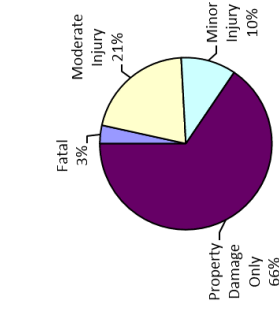
Motorcycle Crash Costs



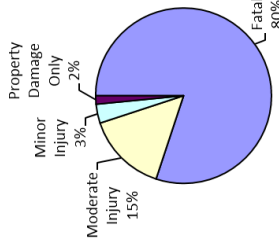
Antrim County Medium/Large Truck Crashes

Crash Casualty Severity	Crash Casualties	Crash Costs
Fatal	1	\$8,883,936
Serious Injury	0	\$0
Moderate Injury	6	\$1,650,186
Minor Injury	3	\$388,512
Property Damage Only	19	\$172,330
Total	29	\$11,094,964
Average cost of crash casualty		\$382,585

Crash Casualties



Crash Costs



Costs of Medium/Large Truck Crashes in Antrim County (2015 dollars)

	Fatal	Serious Injury	Moderate Injury	Minor Injury	Property Damage Only	Total
Medical Care	\$11,931	\$0	\$106,830	\$24,495	\$7,106	\$150,362
Future Earnings (Lost Wages)	\$1,203,734	\$0	\$306,264	\$65,364	\$51,870	\$1,627,232
Public Services	\$900	\$0	\$1,056	\$579	\$893	\$3,428
Adjudication & Sanctioning	\$106,256	\$0	\$41,352	\$8,997	\$5,909	\$162,514
Property Damage & Loss	\$31,697	\$0	\$55,920	\$20,127	\$64,581	\$172,325
Subtotal (Monetary Cost)	\$1,354,518	\$0	\$511,422	\$119,562	\$130,359	\$2,115,861
Quality of Life	\$7,529,418	\$0	\$1,138,764	\$288,950	\$41,971	\$8,979,103
Total (Comprehensive Cost)	\$8,883,936	\$0	\$1,650,186	\$388,512	\$172,330	\$11,094,964

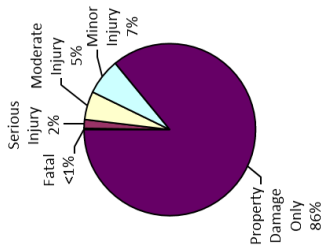
Arenac County Traffic Crashes and Crime

Index Crime Category	Number of Index Crimes	Index Crime Costs
Murder	0	\$0
Rape	24	\$9,617,809
Aggravated Assault	15	\$471,461
Robbery	1	\$34,179
Larceny	52	\$212,622
Burglary	46	\$205,126
Motor Vehicle Theft	5	\$45,679
Total	143	\$10,586,877
Average cost of index crime		\$74,034

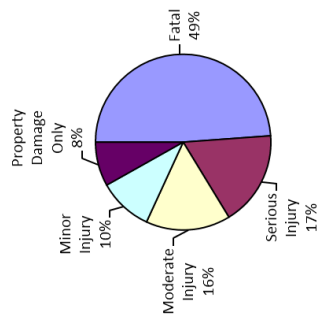
Traffic Crash Casualty Severity	Traffic Crash Casualties	Traffic Crash Costs
Fatal	2	\$17,750,783
Serious Injury	13	\$6,336,068
Moderate Injury	42	\$5,667,616
Minor Injury	54	\$3,628,817
Property Damage Only	680	\$2,956,260
Total	791	\$36,339,544
Average cost of traffic crash casualty		\$45,941

Costs of Traffic Crashes in Arenac County (2015 dollars)						
	Fatal	Serious Injury	Moderate Injury	Minor Injury	Property Damage Only	Total
Medical Care	\$23,861	\$42,320	\$264,412	\$308,931	\$176,969	\$1,117,462
Future Earnings (Lost Wages)	\$2,407,468	\$522,701	\$488,200	\$467,256	\$202,536	\$4,088,161
Public Services	\$1,800	\$2,264	\$3,216	\$3,130	\$14,896	\$25,307
Adjudication & Sanctioning	\$212,513	\$110,989	\$70,589	\$60,618	\$12,027	\$466,746
Property Damage & Loss	\$46,305	\$83,088	\$164,086	\$206,913	\$1,835,839	\$2,336,212
Subtotal (Monetary Cost)	\$2,691,948	\$1,061,353	\$990,504	\$1,047,848	\$2,242,256	\$8,033,908
Quality of Life	\$15,058,835	\$5,274,715	\$4,677,112	\$2,560,969	\$714,004	\$28,305,636
Total (Comprehensive Cost)	\$17,750,783	\$6,336,068	\$5,667,616	\$3,628,817	\$2,956,260	\$36,339,544

Traffic Crash Casualties

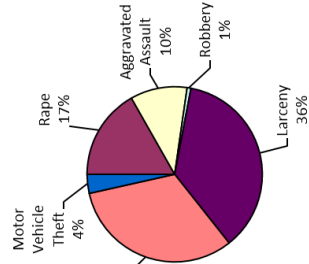


Traffic Crash Costs

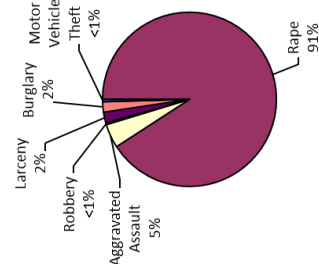


Costs of Index Crimes in Arenac County (2015 dollars)								
	Murder	Rape	Aggravated Assault	Robbery	Larceny	Burglary	Motor Vehicle Theft	Total
Medical Care	\$0	\$215,579	\$23,216	\$1,554	\$0	\$0	\$0	\$240,330
Future Earnings (Lost Wages)	\$0	\$134,511	\$16,409	\$1,591	\$1,365	\$1,520	\$496	\$155,883
Public Services	\$0	\$18,919	\$5,014	\$404	\$22,931	\$20,641	\$1,344	\$69,253
Adjudication & Sanctioning	\$0	\$591,004	\$177,603	\$5,643	\$105,903	\$35,707	\$8,871	\$924,731
Property Damage and Loss	\$0	\$3,760	\$1,048	\$1,141	\$48,566	\$117,687	\$32,045	\$204,247
Subtotal (Monetary Cost)	\$0	\$963,772	\$223,290	\$10,303	\$178,765	\$175,857	\$42,755	\$1,594,442
Quality of Life	\$0	\$8,654,037	\$248,171	\$23,876	\$33,858	\$29,570	\$2,924	\$9,992,435
Total (Comprehensive Costs)	\$0	\$9,617,809	\$471,461	\$34,179	\$212,622	\$205,126	\$45,679	\$10,586,877

Index Crimes



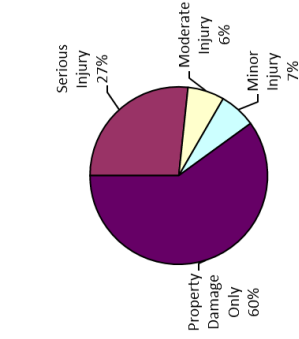
Index Crime Costs



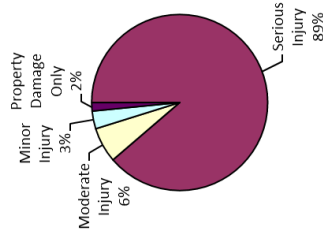
Arenac County Alcohol-Involved Crashes

Crash Casualty Severity	Crash Casualties	Crash Costs
Fatal	0	\$0
Serious Injury	4	\$2,339,030
Moderate Injury	1	\$170,490
Minor Injury	1	\$86,074
Property Damage Only	9	\$41,205
Total	15	\$2,636,800
Average cost of crash casualty		\$175,787

Crash Casualties



Crash Costs

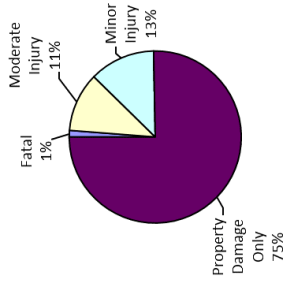


Costs of Alcohol-Involved Crashes in Arenac County (2015 dollars)						
	Fatal	Serious Injury	Moderate Injury	Minor Injury	Property Damage Only	Total
Medical Care	\$0	\$218,920	\$13,820	\$10,565	\$2,760	\$246,065
Future Earnings (Lost Wages)	\$0	\$338,892	\$25,584	\$15,895	\$3,074	\$383,445
Public Services	\$0	\$1,556	\$174	\$110	\$261	\$2,101
Adjudication & Sanctioning	\$0	\$51,582	\$3,506	\$2,174	\$432	\$57,694
Property Damage & Loss	\$0	\$45,159	\$7,448	\$6,267	\$24,663	\$83,536
Subtotal (Monetary Cost)	\$0	\$656,108	\$50,532	\$35,010	\$31,190	\$772,841
Quality of Life	\$0	\$1,682,921	\$119,958	\$51,064	\$10,016	\$1,863,959
Total (Comprehensive Cost)	\$0	\$2,339,030	\$170,490	\$86,074	\$41,205	\$2,636,800

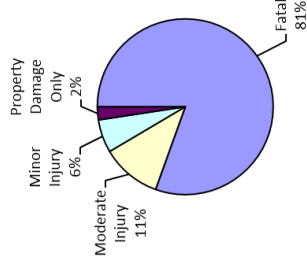
Arenac County Teen Driver Crashes

Crash Casualty Severity	Crash Casualties	Crash Costs
Fatal	1	\$8,875,391
Serious Injury	0	\$0
Moderate Injury	9	\$1,214,489
Minor Injury	10	\$672,003
Property Damage Only	61	\$265,194
Total	81	\$11,027,078
Average cost of crash casualty		\$136,137

Crash Casualties



Crash Costs



Costs of Teen Driver Crashes in Arenac County (2015 dollars)

	Fatal	Serious Injury	Moderate Injury	Minor Injury	Property Damage Only	Total
Medical Care	\$11,931	\$0	\$56,660	\$57,395	\$15,874	\$141,859
Future Earnings (Lost Wages)	\$1,203,734	\$0	\$104,614	\$86,529	\$18,169	\$1,413,046
Public Services	\$900	\$0	\$689	\$580	\$1,336	\$3,505
Adjudication & Sanctioning	\$106,256	\$0	\$15,126	\$11,226	\$1,079	\$133,687
Property Damage & Loss	\$23,153	\$0	\$35,161	\$38,317	\$164,886	\$261,317
Subtotal (Monetary Cost)	\$1,345,974	\$0	\$212,251	\$194,046	\$201,144	\$1,953,414
Quality of Life	\$7,529,418	\$0	\$1,002,238	\$477,957	\$64,050	\$9,073,663
Total (Comprehensive Cost)	\$8,875,391	\$0	\$1,214,489	\$672,003	\$265,194	\$11,027,078

Arenac County Motorcycle Crashes

Injury Severity	Motorcyclist Crash Victims	Motorcyclist Victim Costs
Fatal	0	\$0
Serious Injury	0	\$0
Moderate Injury	3	\$356,428
Minor Injury	2	\$223,949
Property Damage Only	3	\$11,958
Total	8	\$592,335
Average cost of crash casualty		\$74,042

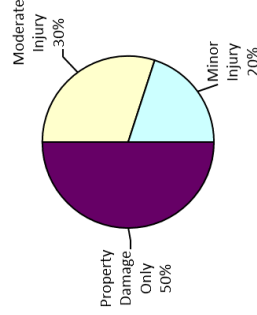
Injury Severity	Non-motorcyclist Crash Victims	Non-motorcyclist Victim Costs
Fatal	0	\$0
Serious Injury	0	\$0
Moderate Injury	0	\$0
Minor Injury	0	\$0
Property Damage Only	2	\$5,669
Total	2	\$5,669
Average cost of crash casualty		\$2,834

Motorcyclist Victim Costs in Motorcycle Crashes in Arenac County (2015 dollars)						
	Fatal	Serious Injury	Moderate Injury	Minor Injury	Property Damage Only	Total
Medical Care	\$0	\$0	\$27,110	\$17,212	\$415	\$44,738
Future Earnings (Lost Wages)	\$0	\$0	\$45,719	\$28,350	\$658	\$74,726
Public Services	\$0	\$0	\$518	\$328	\$181	\$1,027
Adjudication & Sanctioning	\$0	\$0	\$8,012	\$4,992	\$557	\$13,561
Property Damage & Loss	\$0	\$0	\$23,518	\$15,134	\$7,011	\$45,663
Subtotal (Monetary Cost)	\$0	\$0	\$104,877	\$66,017	\$8,821	\$179,715
Quality of Life	\$0	\$0	\$251,551	\$157,932	\$3,137	\$412,621
Total (Comprehensive Cost)	\$0	\$0	\$356,428	\$223,949	\$11,958	\$592,335

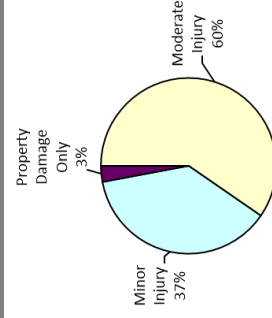
Non-motorcyclist Victim Costs in Motorcycle Crashes in Arenac County (2015 dollars)						
	Fatal	Serious Injury	Moderate Injury	Minor Injury	Property Damage Only	Total
Medical Care	\$0	\$0	\$0	\$0	\$0	\$0
Future Earnings (Lost Wages)	\$0	\$0	\$0	\$0	\$177	\$177
Public Services	\$0	\$0	\$0	\$0	\$42	\$42
Adjudication & Sanctioning	\$0	\$0	\$0	\$0	\$0	\$0
Property Damage & Loss	\$0	\$0	\$0	\$0	\$5,450	\$5,450
Subtotal (Monetary Cost)	\$0	\$0	\$0	\$0	\$5,669	\$5,669
Quality of Life	\$0	\$0	\$0	\$0	\$0	\$0
Total (Comprehensive Cost)	\$0	\$0	\$0	\$0	\$5,669	\$5,669

Costs of Motorcycle Crashes in Arenac County (2015 dollars)						
	Fatal	Serious Injury	Moderate Injury	Minor Injury	Property Damage Only	Total
Medical Care	\$0	\$0	\$27,110	\$17,212	\$415	\$44,738
Future Earnings (Lost Wages)	\$0	\$0	\$45,719	\$28,350	\$658	\$74,903
Public Services	\$0	\$0	\$518	\$328	\$222	\$1,069
Adjudication & Sanctioning	\$0	\$0	\$8,012	\$4,992	\$557	\$13,561
Property Damage & Loss	\$0	\$0	\$23,518	\$15,134	\$12,461	\$51,113
Subtotal (Monetary Cost)	\$0	\$0	\$104,877	\$66,017	\$14,490	\$185,384
Quality of Life	\$0	\$0	\$251,551	\$157,932	\$3,137	\$412,621
Total (Comprehensive Cost)	\$0	\$0	\$356,428	\$223,949	\$17,627	\$598,004

Motorcycle Crash Casualties



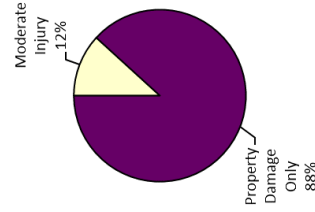
Motorcycle Crash Costs



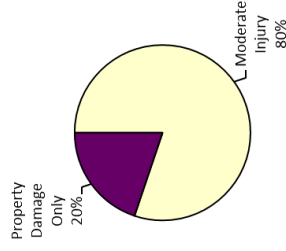
Arenac County Medium/Large Truck Crashes

Crash Casualty Severity	Crash Casualties	Crash Costs
Fatal	0	\$0
Serious Injury	0	\$0
Moderate Injury	2	\$550,062
Minor Injury	0	\$0
Property Damage Only	15	\$136,050
Total	17	\$686,112
Average cost of crash casualty		\$40,360

Crash Casualties



Crash Costs



Costs of Medium/Large Truck Crashes in Arenac County (2015 dollars)						
	Fatal	Serious Injury	Moderate Injury	Minor Injury	Property Damage Only	Total
Medical Care	\$0	\$0	\$35,610	\$0	\$5,610	\$41,220
Future Earnings (Lost Wages)	\$0	\$0	\$102,088	\$0	\$40,950	\$143,038
Public Services	\$0	\$0	\$352	\$0	\$705	\$1,057
Adjudication & Sanctioning	\$0	\$0	\$13,784	\$0	\$4,665	\$18,449
Property Damage & Loss	\$0	\$0	\$18,640	\$0	\$50,985	\$69,625
Subtotal (Monetary Cost)	\$0	\$0	\$170,474	\$0	\$102,915	\$273,389
Quality of Life	\$0	\$0	\$379,588	\$0	\$33,135	\$412,723
Total (Comprehensive Cost)	\$0	\$0	\$550,062	\$0	\$136,050	\$686,112

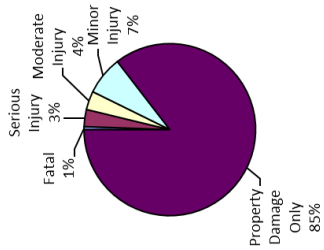
Baraga County Traffic Crashes and Crime

Index Crime Category	Number of Index Crimes	Index Crime Costs
Murder	0	\$0
Rape	2	\$801,484
Aggravated Assault	8	\$251,446
Robbery	0	\$0
Larceny	35	\$143,111
Burglary	16	\$71,348
Motor Vehicle Theft	3	\$27,408
Total	64	\$1,294,797
Average cost of index crime		\$20,231

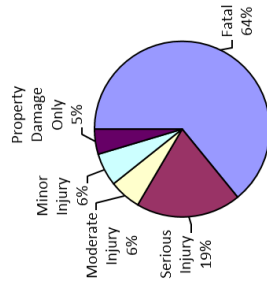
Traffic Crash Casualty Severity	Traffic Crash Casualties	Traffic Crash Costs
Fatal	2	\$17,750,783
Serious Injury	11	\$5,361,288
Moderate Injury	12	\$1,619,319
Minor Injury	25	\$1,680,008
Property Damage Only	294	\$1,278,148
Total	344	\$27,689,546
Average cost of traffic crash casualty		\$80,493

Costs of Traffic Crashes in Baraga County (2015 dollars)						
	Fatal	Serious Injury	Moderate Injury	Minor Injury	Property Damage Only	Total
Medical Care	\$23,861	\$289,655	\$75,546	\$143,487	\$76,508	\$909,069
Future Earnings (Lost Wages)	\$2,407,468	\$442,286	\$139,486	\$216,322	\$87,567	\$3,293,129
Public Services	\$1,800	\$1,916	\$919	\$1,449	\$6,441	\$12,524
Adjudication & Sanctioning	\$212,513	\$93,922	\$20,168	\$28,064	\$5,200	\$359,867
Property Damage & Loss	\$46,305	\$70,289	\$46,882	\$95,783	\$793,730	\$1,052,989
Subtotal (Monetary Cost)	\$2,691,948	\$898,068	\$283,001	\$485,115	\$969,446	\$5,327,577
Quality of Life	\$15,058,835	\$4,463,221	\$1,336,318	\$1,194,893	\$308,702	\$22,361,969
Total (Comprehensive Cost)	\$17,750,783	\$5,361,288	\$1,619,319	\$1,680,008	\$1,278,148	\$27,689,546

Traffic Crash Casualties

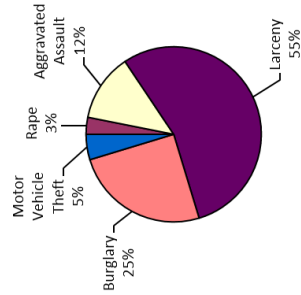


Traffic Crash Costs

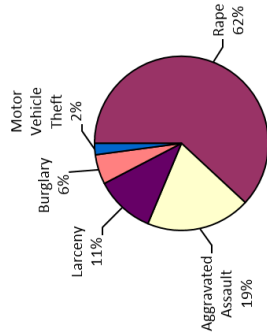


Costs of Index Crimes in Baraga County (2015 dollars)								
	Murder	Rape	Aggravated Assault	Robbery	Larceny	Burglary	Motor Vehicle Theft	Total
Medical Care	\$0	\$17,965	\$12,382	\$0	\$0	\$0	\$0	\$30,347
Future Earnings (Lost Wages)	\$0	\$11,209	\$8,752	\$819	\$819	\$819	\$297	\$21,706
Public Services	\$0	\$1,577	\$2,674	\$0	\$15,434	\$7,180	\$606	\$27,671
Adjudication & Sanctioning	\$0	\$49,250	\$94,721	\$0	\$71,281	\$12,420	\$5,322	\$232,995
Property Damage and Loss	\$0	\$313	\$569	\$0	\$32,689	\$40,935	\$19,227	\$93,723
Subtotal (Monetary Cost)	\$0	\$80,314	\$119,088	\$0	\$120,322	\$61,063	\$25,653	\$406,441
Quality of Life	\$0	\$721,170	\$132,358	\$0	\$22,789	\$10,285	\$1,754	\$888,356
Total (Comprehensive Costs)	\$0	\$801,484	\$251,446	\$0	\$143,111	\$71,348	\$27,408	\$1,294,797

Index Crimes



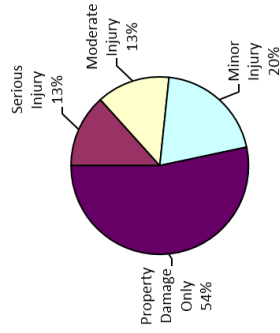
Index Crime Costs



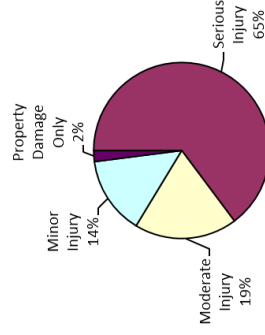
Baraga County Alcohol-Involved Crashes

Crash Casualty Severity	Crash Casualties	Crash Costs
Fatal	1	\$8,875,391
Serious Injury	2	\$1,169,515
Moderate Injury	2	\$340,980
Minor Injury	3	\$258,223
Property Damage Only	8	\$36,627
Total	16	\$10,680,737
Average cost of crash casualty		\$667,546

Crash Casualties



Crash Costs

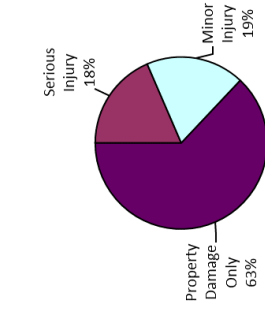


Costs of Alcohol-Involved Crashes in Baraga County (2015 dollars)						
	Fatal	Serious Injury	Moderate Injury	Minor Injury	Property Damage Only	Total
Medical Care	\$11,931	\$109,460	\$27,641	\$31,695	\$2,453	\$183,180
Future Earnings (Lost Wages)	\$1,203,734	\$169,446	\$51,169	\$47,684	\$2,732	\$1,474,765
Public Services	\$900	\$778	\$347	\$330	\$232	\$2,587
Adjudication & Sanctioning	\$106,256	\$25,791	\$7,012	\$6,522	\$384	\$145,966
Property Damage & Loss	\$23,153	\$22,579	\$14,895	\$18,800	\$21,923	\$101,349
Subtotal (Monetary Cost)	\$1,345,974	\$328,054	\$101,064	\$105,031	\$27,724	\$1,907,847
Quality of Life	\$7,529,418	\$841,461	\$239,916	\$153,193	\$8,903	\$8,772,890
Total (Comprehensive Cost)	\$8,875,391	\$1,169,515	\$340,980	\$258,223	\$36,627	\$10,680,737

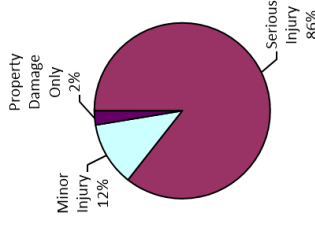
Baraga County Teen Driver Crashes

Crash Casualty Severity	Crash Casualties	Crash Costs
Fatal	0	\$0
Serious Injury	5	\$2,436,949
Moderate Injury	0	\$0
Minor Injury	5	\$336,002
Property Damage Only	17	\$73,907
Total	27	\$2,846,857
Average cost of crash casualty		\$105,439

Crash Casualties



Crash Costs



Costs of Teen Driver Crashes in Baraga County (2015 dollars)

	Fatal	Serious Injury	Moderate Injury	Minor Injury	Property Damage Only	Total
Medical Care	\$0	\$13,1661	\$0	\$28,697	\$4,424	\$164,783
Future Earnings (Lost Wages)	\$0	\$20,1039	\$0	\$43,264	\$5,063	\$249,367
Public Services	\$0	\$871	\$0	\$290	\$372	\$1,533
Adjudication & Sanctioning	\$0	\$42,692	\$0	\$5,613	\$301	\$48,605
Property Damage & Loss	\$0	\$31,949	\$0	\$19,159	\$45,896	\$97,004
Subtotal (Monetary Cost)	\$0	\$408,213	\$0	\$97,023	\$56,056	\$561,292
Quality of Life	\$0	\$2,028,737	\$0	\$238,979	\$17,850	\$2,285,565
Total (Comprehensive Cost)	\$0	\$2,436,949	\$0	\$336,002	\$73,907	\$2,846,857

Baraga County Motorcycle Crashes

Injury Severity	Motorcyclist Crash Victims	Motorcyclist Victim Costs
Fatal	0	\$0
Serious Injury	1	\$510,887
Moderate Injury	2	\$237,619
Minor Injury	2	\$223,949
Property Damage Only	0	\$0
Total	5	\$972,454
Average cost of crash casualty		
		\$194,491

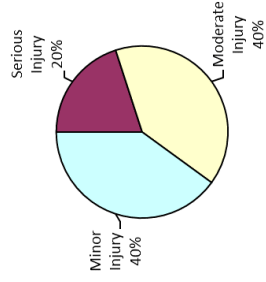
Injury Severity	Non-motorcyclist Crash Victims	Non-motorcyclist Victim Costs
Fatal	0	\$0
Serious Injury	0	\$0
Moderate Injury	0	\$0
Minor Injury	0	\$0
Property Damage Only	0	\$0
Total	0	\$0
Average cost of crash casualty		
		\$0

Motorcyclist Victim Costs in Motorcycle Crashes in Baraga County (2015 dollars)						
	Fatal	Serious Injury	Moderate Injury	Minor Injury	Property Damage Only	Total
Medical Care	\$0	\$41,778	\$18,073	\$17,212	\$0	\$77,064
Future Earnings (Lost Wages)	\$0	\$61,228	\$30,479	\$28,350	\$0	\$120,057
Public Services	\$0	\$354	\$345	\$328	\$0	\$1,027
Adjudication & Sanctioning	\$0	\$9,502	\$5,341	\$4,992	\$0	\$19,836
Property Damage & Loss	\$0	\$9,856	\$15,679	\$15,134	\$0	\$40,669
Subtotal (Monetary Cost)	\$0	\$122,717	\$69,918	\$66,017	\$0	\$258,652
Quality of Life	\$0	\$388,170	\$167,701	\$157,832	\$0	\$713,802
Total (Comprehensive Cost)	\$0	\$510,887	\$237,619	\$223,949	\$0	\$972,454

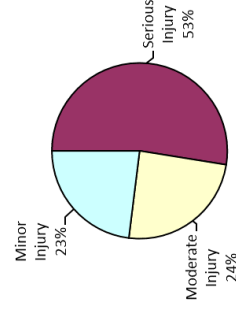
Non-motorcyclist Victim Costs in Motorcycle Crashes in Baraga County (2015 dollars)						
	Fatal	Serious Injury	Moderate Injury	Minor Injury	Property Damage Only	Total
Medical Care	\$0	\$0	\$0	\$0	\$0	\$0
Future Earnings (Lost Wages)	\$0	\$0	\$0	\$0	\$0	\$0
Public Services	\$0	\$0	\$0	\$0	\$0	\$0
Adjudication & Sanctioning	\$0	\$0	\$0	\$0	\$0	\$0
Property Damage & Loss	\$0	\$0	\$0	\$0	\$0	\$0
Subtotal (Monetary Cost)	\$0	\$0	\$0	\$0	\$0	\$0
Quality of Life	\$0	\$0	\$0	\$0	\$0	\$0
Total (Comprehensive Cost)	\$0	\$0	\$0	\$0	\$0	\$0

Costs of Motorcycle Crashes in Baraga County (2015 dollars)						
	Fatal	Serious Injury	Moderate Injury	Minor Injury	Property Damage Only	Total
Medical Care	\$0	\$41,778	\$18,073	\$17,212	\$0	\$77,064
Future Earnings (Lost Wages)	\$0	\$61,228	\$30,479	\$28,350	\$0	\$120,057
Public Services	\$0	\$354	\$345	\$328	\$0	\$1,027
Adjudication & Sanctioning	\$0	\$9,502	\$5,341	\$4,992	\$0	\$19,836
Property Damage & Loss	\$0	\$9,856	\$15,679	\$15,134	\$0	\$40,669
Subtotal (Monetary Cost)	\$0	\$122,717	\$69,918	\$66,017	\$0	\$258,652
Quality of Life	\$0	\$388,170	\$167,701	\$157,832	\$0	\$713,802
Total (Comprehensive Cost)	\$0	\$510,887	\$237,619	\$223,949	\$0	\$972,454

Motorcycle Crash Casualties



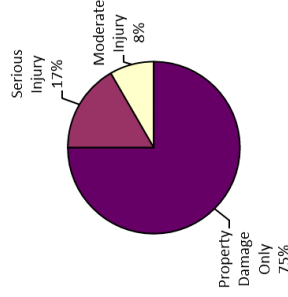
Motorcycle Crash Costs



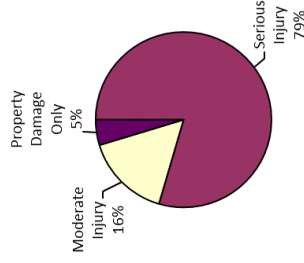
Baraga County Medium/Large Truck Crashes

Crash Casualty Severity	Crash Casualties	Crash Costs
Fatal	0	\$0
Serious Injury	2	\$1,385,254
Moderate Injury	1	\$275,031
Minor Injury	0	\$0
Property Damage Only	9	\$81,630
Total	12	\$1,741,915
Average cost of crash casualty		\$145,160

Crash Casualties



Crash Costs



Costs of Medium/Large Truck Crashes in Baraga County (2015 dollars)						
	Fatal	Serious Injury	Moderate Injury	Minor Injury	Property Damage Only	Total
Medical Care	\$0	\$83,494	\$17,805	\$0	\$3,366	\$104,665
Future Earnings (Lost Wages)	\$0	\$238,468	\$51,044	\$0	\$24,570	\$314,082
Public Services	\$0	\$644	\$176	\$0	\$423	\$1,243
Adjudication & Sanctioning	\$0	\$32,232	\$6,892	\$0	\$2,799	\$41,923
Property Damage & Loss	\$0	\$25,110	\$9,320	\$0	\$30,591	\$65,021
Subtotal (Monetary Cost)	\$0	\$379,948	\$85,237	\$0	\$61,749	\$526,934
Quality of Life	\$0	\$1,005,306	\$189,794	\$0	\$19,881	\$1,214,981
Total (Comprehensive Cost)	\$0	\$1,385,254	\$275,031	\$0	\$81,630	\$1,741,915

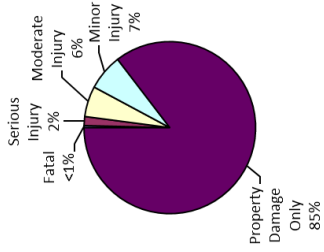
Barry County Traffic Crashes and Crime

Index Crime Category	Number of Index Crimes	Index Crime Costs
Murder	2	\$14,577,616
Rape	43	\$17,231,908
Aggravated Assault	71	\$2,231,581
Robbery	4	\$136,717
Larceny	356	\$1,455,646
Burglary	137	\$610,920
Motor Vehicle Theft	31	\$283,212
Total	644	\$36,527,600
Average cost of index crime		\$56,720

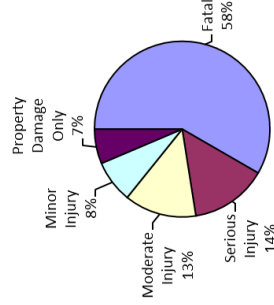
Traffic Crash Casualty Severity	Traffic Crash Casualties	Traffic Crash Costs
Fatal	7	\$62,127,740
Serious Injury	31	\$15,109,085
Moderate Injury	105	\$14,169,040
Minor Injury	124	\$8,332,838
Property Damage Only	1,563	\$6,795,052
Total	1,830	\$106,533,755
Average cost of traffic crash casualty		\$58,215

Costs of Traffic Crashes in Barry County (2015 dollars)						
	Fatal	Serious Injury	Moderate Injury	Minor Injury	Property Damage Only	Total
Medical Care	\$83,515	\$816,301	\$661,029	\$711,693	\$406,744	\$2,679,282
Future Earnings (Lost Wages)	\$8,426,138	\$1,246,442	\$1,220,501	\$1,072,988	\$465,534	\$12,431,573
Public Services	\$6,300	\$5,398	\$8,040	\$7,188	\$34,240	\$61,167
Adjudication & Sanctioning	\$743,794	\$264,691	\$176,474	\$135,196	\$27,645	\$1,351,800
Property Damage & Loss	\$162,068	\$195,066	\$410,216	\$475,133	\$4,219,729	\$5,465,233
Subtotal (Monetary Cost)	\$9,421,817	\$2,530,918	\$2,476,260	\$2,406,169	\$5,155,892	\$21,989,056
Quality of Life	\$52,705,923	\$12,578,167	\$11,692,780	\$5,926,689	\$1,641,160	\$84,544,699
Total (Comprehensive Cost)	\$62,127,740	\$15,109,085	\$14,169,040	\$8,332,838	\$6,795,052	\$106,533,755

Traffic Crash Casualties

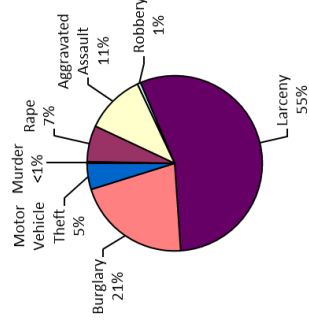


Traffic Crash Costs

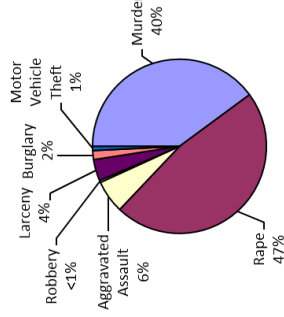


Costs of Index Crimes in Barry County (2015 dollars)								
	Murder	Rape	Aggravated Assault	Robbery	Larceny	Burglary	Motor Vehicle Theft	Total
Medical Care	\$55,475	\$386,246	\$109,890	\$6,137	\$0	\$0	\$0	\$557,748
Future Earnings (Lost Wages)	\$1,837,138	\$240,999	\$77,671	\$6,325	\$9,345	\$4,528	\$3,074	\$2,179,079
Public Services	\$5,692	\$33,896	\$23,733	\$1,616	\$156,987	\$61,475	\$8,331	\$291,730
Adjudication & Sanctioning	\$789,740	\$1,058,882	\$840,652	\$22,573	\$725,029	\$106,346	\$54,998	\$5,597,220
Property Damage and Loss	\$349	\$6,736	\$4,959	\$4,562	\$332,491	\$350,504	\$198,680	\$898,281
Subtotal (Monetary Cost)	\$2,687,395	\$1,726,799	\$1,096,908	\$41,214	\$1,223,851	\$822,853	\$285,083	\$7,524,060
Quality of Life	\$11,890,221	\$15,505,149	\$1,174,676	\$95,503	\$231,795	\$88,067	\$18,129	\$29,003,540
Total (Comprehensive Costs)	\$14,577,616	\$17,231,908	\$2,231,581	\$136,717	\$1,455,646	\$610,920	\$283,212	\$36,527,600

Index Crimes



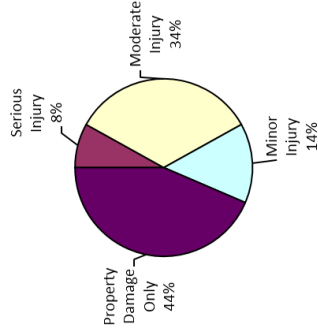
Index Crime Costs



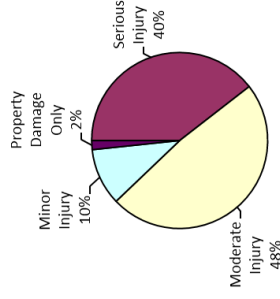
Barry County Alcohol-Involved Crashes

Crash Casualty Severity	Crash Casualties	Crash Costs
Fatal	0	\$0
Serious Injury	5	\$2,923,787
Moderate Injury	21	\$3,580,293
Minor Injury	9	\$774,670
Property Damage Only	27	\$123,616
Total	62	\$7,402,367
Average cost of crash casualty		\$119,393

Crash Casualties



Crash Costs

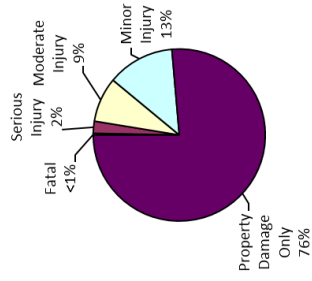


Costs of Alcohol-Involved Crashes in Barry County (2015 dollars)						
	Fatal	Serious Injury	Moderate Injury	Minor Injury	Property Damage Only	Total
Medical Care	\$0	\$273,649	\$290,228	\$95,085	\$8,280	\$667,243
Future Earnings (Lost Wages)	\$0	\$423,615	\$537,272	\$143,052	\$9,222	\$1,113,161
Public Services	\$0	\$1,945	\$3,644	\$989	\$783	\$7,361
Adjudication & Sanctioning	\$0	\$64,478	\$73,630	\$19,567	\$1,295	\$158,970
Property Damage & Loss	\$0	\$56,448	\$156,398	\$56,399	\$73,989	\$343,234
Subtotal (Monetary Cost)	\$0	\$820,135	\$1,061,173	\$315,093	\$93,570	\$2,289,970
Quality of Life	\$0	\$2,103,652	\$2,519,120	\$459,578	\$30,047	\$5,112,396
Total (Comprehensive Cost)	\$0	\$2,923,787	\$3,580,293	\$774,670	\$123,616	\$7,402,367

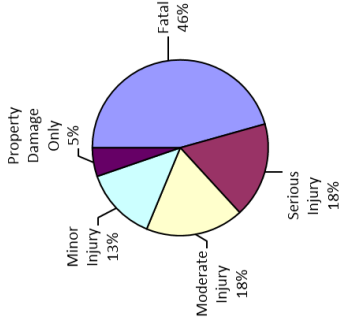
Barry County Teen Driver Crashes

Crash Casualty Severity	Crash Casualties	Crash Costs
Fatal	1	\$8,875,391
Serious Injury	7	\$3,411,729
Moderate Injury	26	\$3,508,524
Minor Injury	39	\$2,620,812
Property Damage Only	236	\$1,025,996
Total	309	\$19,442,453
Average cost of crash casualty		\$62,921

Crash Casualties



Crash Costs



Costs of Teen Driver Crashes in Barry County (2015 dollars)						
	Fatal	Serious Injury	Moderate Injury	Minor Injury	Property Damage Only	Total
Medical Care	\$11,931	\$184,326	\$163,683	\$223,839	\$61,415	\$645,194
Future Earnings (Lost Wages)	\$1,203,734	\$281,455	\$302,219	\$337,463	\$70,292	\$2,195,162
Public Services	\$900	\$1,219	\$1,991	\$2,261	\$5,170	\$11,541
Adjudication & Sanctioning	\$106,256	\$59,769	\$43,698	\$43,779	\$4,174	\$257,677
Property Damage & Loss	\$23,153	\$44,729	\$101,577	\$149,437	\$637,144	\$956,040
Subtotal (Monetary Cost)	\$1,345,974	\$571,498	\$613,169	\$756,779	\$778,195	\$4,065,614
Quality of Life	\$7,529,418	\$2,840,231	\$2,895,355	\$1,864,033	\$247,801	\$15,376,839
Total (Comprehensive Cost)	\$8,875,391	\$3,411,729	\$3,508,524	\$2,620,812	\$1,025,996	\$19,442,453

Barry County Motorcycle Crashes

Injury Severity	Motorcyclist Crash Victims	Motorcyclist Victim Costs
Fatal	1	\$8,815,923
Serious Injury	6	\$3,065,319
Moderate Injury	5	\$594,047
Minor Injury	2	\$223,949
Property Damage Only	16	\$63,777
Total	30	\$12,763,015
Average cost of crash casualty		\$425,434

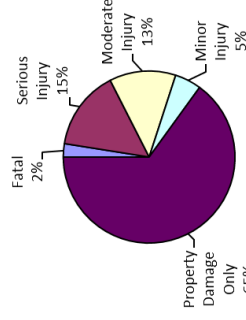
Injury Severity	Non-motorcyclist Crash Victims	Non-motorcyclist Victim Costs
Fatal	0	\$0
Serious Injury	0	\$0
Moderate Injury	0	\$0
Minor Injury	0	\$0
Property Damage Only	10	\$28,344
Total	10	\$28,344
Average cost of crash casualty		\$2,834

Motorcyclist Victim Costs in Motorcycle Crashes in Barry County (2015 dollars)						
	Fatal	Serious Injury	Moderate Injury	Minor Injury	Property Damage Only	Total
Medical Care	\$11,931	\$250,667	\$45,184	\$17,212	\$2,214	\$327,207
Future Earnings (Lost Wages)	\$1,209,483	\$367,366	\$76,198	\$28,350	\$3,507	\$1,684,904
Public Services	\$788	\$2,121	\$863	\$328	\$963	\$5,084
Adjudication & Sanctioning	\$106,257	\$57,011	\$13,354	\$4,992	\$2,970	\$184,584
Property Damage & Loss	\$12,951	\$59,135	\$39,197	\$15,134	\$37,390	\$163,808
Subtotal (Monetary Cost)	\$1,341,410	\$736,301	\$174,795	\$66,017	\$47,044	\$2,365,567
Quality of Life	\$7,474,513	\$2,329,018	\$419,252	\$157,932	\$16,733	\$10,397,449
Total (Comprehensive Cost)	\$8,815,923	\$3,065,319	\$594,047	\$223,949	\$63,777	\$12,763,015

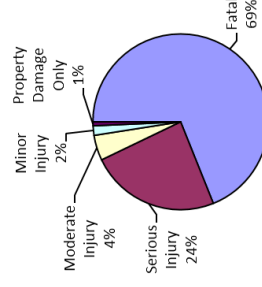
Non-motorcyclist Victim Costs in Motorcycle Crashes in Barry County (2015 dollars)						
	Fatal	Serious Injury	Moderate Injury	Minor Injury	Property Damage Only	Total
Medical Care	\$0	\$0	\$0	\$0	\$0	\$0
Future Earnings (Lost Wages)	\$0	\$0	\$0	\$0	\$885	\$885
Public Services	\$0	\$0	\$0	\$0	\$210	\$210
Adjudication & Sanctioning	\$0	\$0	\$0	\$0	\$0	\$0
Property Damage & Loss	\$0	\$0	\$0	\$0	\$27,250	\$27,250
Subtotal (Monetary Cost)	\$0	\$0	\$0	\$0	\$28,344	\$28,344
Quality of Life	\$0	\$0	\$0	\$0	\$0	\$0
Total (Comprehensive Cost)	\$0	\$0	\$0	\$0	\$28,344	\$28,344

Costs of Motorcycle Crashes in Barry County (2015 dollars)						
	Fatal	Serious Injury	Moderate Injury	Minor Injury	Property Damage Only	Total
Medical Care	\$11,931	\$250,667	\$45,184	\$17,212	\$2,214	\$327,207
Future Earnings (Lost Wages)	\$1,209,483	\$367,366	\$76,198	\$28,350	\$4,392	\$1,685,788
Public Services	\$788	\$2,121	\$863	\$328	\$1,172	\$5,274
Adjudication & Sanctioning	\$106,257	\$57,011	\$13,354	\$4,992	\$2,970	\$184,584
Property Damage & Loss	\$12,951	\$59,135	\$39,197	\$15,134	\$64,640	\$191,058
Subtotal (Monetary Cost)	\$1,341,410	\$736,301	\$174,795	\$66,017	\$75,388	\$2,393,911
Quality of Life	\$7,474,513	\$2,329,018	\$419,252	\$157,932	\$16,733	\$10,397,449
Total (Comprehensive Cost)	\$8,815,923	\$3,065,319	\$594,047	\$223,949	\$92,121	\$12,791,359

Motorcycle Crash Casualties



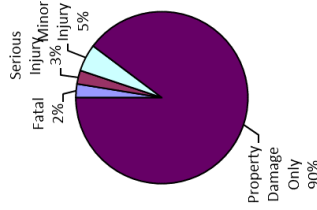
Motorcycle Crash Costs



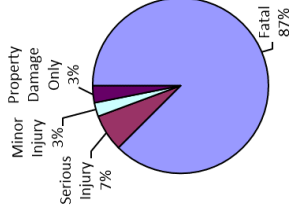
Barry County Medium/Large Truck Crashes

Crash Casualty Severity	Crash Casualties	Crash Costs
Fatal	1	\$8,883,936
Serious Injury	1	\$692,627
Moderate Injury	0	\$0
Minor Injury	2	\$259,008
Property Damage Only	35	\$317,450
Total	39	\$10,153,021
Average cost of crash casualty		\$260,334

Crash Casualties



Crash Costs



Costs of Medium/Large Truck Crashes in Barry County (2015 dollars)						
	Fatal	Serious Injury	Moderate Injury	Minor Injury	Property Damage Only	Total
Medical Care	\$11,931	\$41,747	\$0	\$16,330	\$13,090	\$83,098
Future Earnings (Lost Wages)	\$1,203,734	\$119,234	\$0	\$43,576	\$95,550	\$1,462,094
Public Services	\$900	\$322	\$0	\$386	\$1,645	\$3,253
Adjudication & Sanctioning	\$106,256	\$16,116	\$0	\$5,998	\$10,885	\$139,255
Property Damage & Loss	\$31,697	\$12,555	\$0	\$13,418	\$118,965	\$176,635
Subtotal (Monetary Cost)	\$1,354,518	\$189,974	\$0	\$79,708	\$240,135	\$1,864,335
Quality of Life	\$7,529,418	\$502,653	\$0	\$179,300	\$77,315	\$8,288,686
Total (Comprehensive Cost)	\$8,883,936	\$692,627	\$0	\$259,008	\$317,450	\$10,153,021

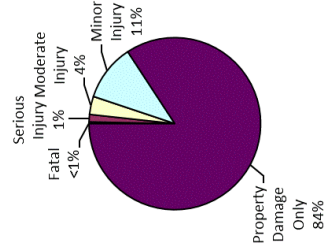
Bay County Traffic Crashes and Crime

Index Crime Category	Number of Index Crimes	Index Crime Costs
Murder	0	\$0
Rape	84	\$33,662,332
Aggravated Assault	157	\$4,934,622
Robbery	39	\$1,332,989
Larceny	1,333	\$5,450,495
Burglary	531	\$2,367,873
Motor Vehicle Theft	89	\$813,093
Total	2,233	\$48,561,403
Average cost of index crime		\$21,747

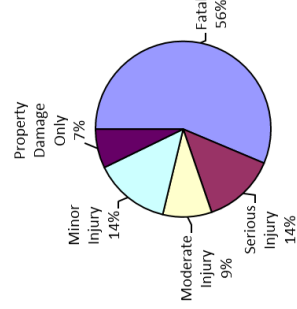
Traffic Crash Casualty Severity	Traffic Crash Casualties	Traffic Crash Costs
Fatal	15	\$133,130,871
Serious Injury	65	\$31,680,339
Moderate Injury	158	\$21,321,032
Minor Injury	494	\$33,196,952
Property Damage Only	3,913	\$17,011,540
Total	4,645	\$236,340,735
Average cost of traffic crash casualty		\$50,881

Costs of Traffic Crashes in Bay County (2015 dollars)						Total
	Fatal	Serious Injury	Moderate Injury	Minor Injury	Property Damage Only	
Medical Care	\$178,961	\$1,711,599	\$994,692	\$2,835,294	\$1,016,290	\$6,738,836
Future Earnings (Lost Wages)	\$18,056,011	\$2,613,507	\$1,836,563	\$4,274,526	\$1,165,474	\$27,946,081
Public Services	\$13,501	\$11,319	\$12,099	\$28,638	\$85,720	\$151,277
Adjudication & Sanctioning	\$1,593,845	\$554,987	\$265,551	\$654,540	\$69,210	\$3,038,142
Property Damage & Loss	\$347,289	\$415,342	\$617,278	\$1,892,867	\$10,564,172	\$13,836,949
Subtotal (Monetary Cost)	\$20,189,607	\$5,306,764	\$3,726,182	\$9,885,866	\$12,902,866	\$57,711,285
Quality of Life	\$112,941,264	\$26,373,576	\$17,594,850	\$23,611,086	\$4,108,674	\$184,629,450
Total (Comprehensive Cost)	\$133,130,871	\$31,680,339	\$21,321,032	\$33,196,952	\$17,011,540	\$236,340,735

Traffic Crash Casualties

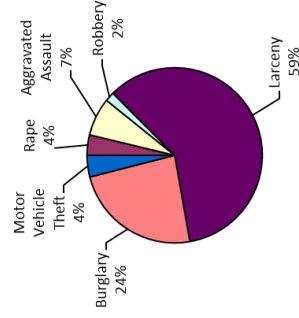


Traffic Crash Costs

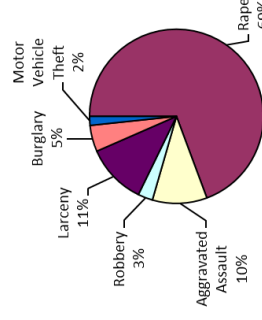


Costs of Index Crimes in Bay County (2015 dollars)							Total
	Murder	Rape	Aggravated Assault	Robbery	Larceny	Burglary	Motor Vehicle Theft
Medical Care	\$0	\$754,527	\$242,995	\$59,859	\$0	\$0	\$0
Future Earnings (Lost Wages)	\$0	\$470,788	\$171,750	\$61,669	\$34,990	\$17,552	\$8,825
Public Services	\$0	\$66,216	\$52,481	\$15,761	\$587,818	\$238,273	\$23,917
Adjudication & Sanctioning	\$0	\$2,068,514	\$1,858,907	\$220,064	\$2,714,785	\$412,187	\$157,898
Property Damage and Loss	\$0	\$13,159	\$10,966	\$44,480	\$1,244,974	\$1,358,822	\$570,403
Subtotal (Monetary Cost)	\$0	\$3,373,203	\$2,337,100	\$401,853	\$4,562,566	\$2,026,534	\$761,044
Quality of Life	\$0	\$30,289,128	\$2,597,522	\$931,156	\$687,928	\$341,339	\$52,048
Total (Comprehensive Costs)	\$0	\$33,662,332	\$4,934,622	\$1,332,989	\$5,450,495	\$2,367,873	\$813,093

Index Crimes



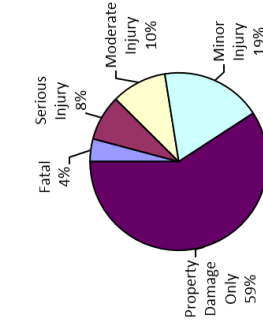
Index Crime Costs



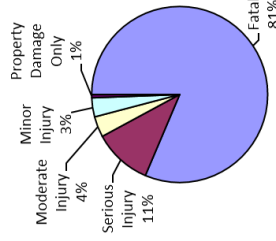
Bay County Alcohol-Involved Crashes

Crash Casualty Severity	Crash Casualties	Crash Costs
Fatal	7	\$62,127,740
Serious Injury	14	\$8,186,604
Moderate Injury	17	\$2,898,332
Minor Injury	31	\$2,668,309
Property Damage Only	100	\$457,838
Total	169	\$76,338,823
Average cost of crash casualty		\$451,709

Crash Casualties



Crash Costs

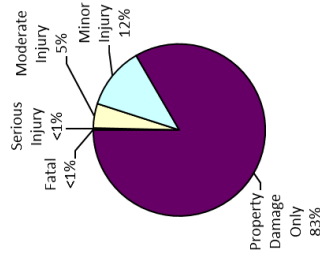


Costs of Alcohol-Involved Crashes in Bay County (2015 dollars)						
	Fatal	Serious Injury	Moderate Injury	Minor Injury	Property Damage Only	Total
Medical Care	\$83,515	\$766,218	\$234,947	\$327,515	\$30,668	\$1,442,863
Future Earnings (Lost Wages)	\$8,426,138	\$1,186,121	\$434,935	\$492,736	\$34,156	\$10,574,086
Public Services	\$6,300	\$5,447	\$2,950	\$3,406	\$2,900	\$21,003
Adjudication & Sanctioning	\$743,794	\$180,538	\$59,605	\$67,398	\$4,798	\$1,056,134
Property Damage & Loss	\$162,068	\$158,055	\$126,608	\$194,263	\$274,033	\$915,028
Subtotal (Monetary Cost)	\$9,421,817	\$2,296,379	\$859,045	\$1,085,319	\$346,554	\$14,009,114
Quality of Life	\$52,705,923	\$5,890,225	\$2,039,288	\$1,582,990	\$111,284	\$62,329,709
Total (Comprehensive Cost)	\$62,127,740	\$8,186,604	\$2,898,332	\$2,668,309	\$457,838	\$76,338,823

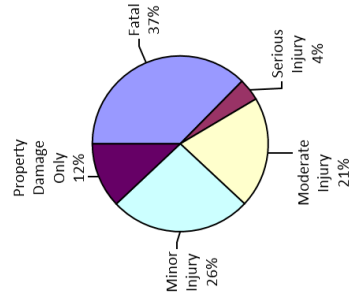
Bay County Teen Driver Crashes

Crash Casualty Severity	Crash Casualties	Crash Costs
Fatal	1	\$8,875,391
Serious Injury	2	\$974,780
Moderate Injury	36	\$4,857,957
Minor Injury	92	\$6,182,428
Property Damage Only	656	\$2,851,922
Total	787	\$23,742,478
Average cost of crash casualty		\$30,168

Crash Casualties



Crash Costs



Costs of Teen Driver Crashes in Bay County (2015 dollars)						
	Fatal	Serious Injury	Moderate Injury	Minor Injury	Property Damage Only	Total
Medical Care	\$11,931	\$52,665	\$226,639	\$528,031	\$170,713	\$989,977
Future Earnings (Lost Wages)	\$1,203,734	\$80,416	\$418,457	\$796,066	\$195,387	\$2,694,060
Public Services	\$900	\$348	\$2,757	\$5,333	\$14,371	\$23,709
Adjudication & Sanctioning	\$106,256	\$17,077	\$60,505	\$103,275	\$11,603	\$298,716
Property Damage & Loss	\$23,153	\$12,780	\$140,646	\$352,518	\$1,771,044	\$2,300,140
Subtotal (Monetary Cost)	\$1,345,974	\$163,285	\$849,004	\$1,785,222	\$2,163,118	\$6,306,602
Quality of Life	\$7,529,418	\$811,495	\$4,008,953	\$4,397,206	\$688,804	\$17,435,876
Total (Comprehensive Cost)	\$8,875,391	\$974,780	\$4,857,957	\$6,182,428	\$2,851,922	\$23,742,478

Bay County Motorcycle Crashes

Injury Severity	Motorcyclist Crash Victims	Motorcyclist Victim Costs
Fatal	2	\$17,631,846
Serious Injury	4	\$2,043,546
Moderate Injury	6	\$712,857
Minor Injury	10	\$1,119,745
Property Damage Only	15	\$59,790
Total	37	\$21,567,784
Average cost of crash casualty		\$582,913

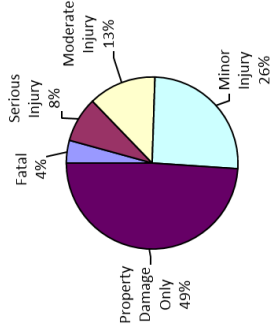
Injury Severity	Non-motorcyclist Crash Victims	Non-motorcyclist Victim Costs
Fatal	0	\$0
Serious Injury	0	\$0
Moderate Injury	0	\$0
Minor Injury	2	\$134,401
Property Damage Only	8	\$22,675
Total	10	\$157,076
Average cost of crash casualty		\$15,708

Motorcyclist Victim Costs in Motorcycle Crashes in Bay County (2015 dollars)						
	Fatal	Serious Injury	Moderate Injury	Minor Injury	Property Damage Only	Total
Medical Care	\$23,861	\$167,111	\$54,220	\$86,061	\$2,075	\$333,330
Future Earnings (Lost Wages)	\$2,418,966	\$244,910	\$91,438	\$141,750	\$3,288	\$2,900,352
Public Services	\$1,577	\$1,414	\$1,036	\$1,642	\$903	\$6,571
Adjudication & Sanctioning	\$212,514	\$38,008	\$16,024	\$24,961	\$2,784	\$294,290
Property Damage & Loss	\$25,902	\$39,423	\$47,036	\$75,671	\$35,054	\$223,087
Subtotal (Monetary Cost)	\$2,682,820	\$490,867	\$209,754	\$330,085	\$44,103	\$3,757,630
Quality of Life	\$14,949,027	\$1,552,679	\$503,103	\$789,660	\$15,687	\$17,810,155
Total (Comprehensive Cost)	\$17,631,846	\$2,043,546	\$712,857	\$1,119,745	\$59,790	\$21,567,784

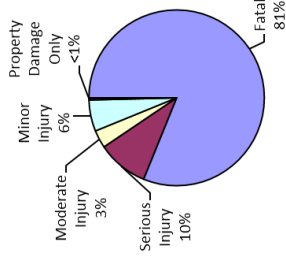
Non-motorcyclist Victim Costs in Motorcycle Crashes in Bay County (2015 dollars)						
	Fatal	Serious Injury	Moderate Injury	Minor Injury	Property Damage Only	Total
Medical Care	\$0	\$0	\$0	\$11,479	\$0	\$11,479
Future Earnings (Lost Wages)	\$0	\$0	\$0	\$17,306	\$708	\$18,014
Public Services	\$0	\$0	\$0	\$116	\$168	\$284
Adjudication & Sanctioning	\$0	\$0	\$0	\$2,245	\$0	\$2,245
Property Damage & Loss	\$0	\$0	\$0	\$7,663	\$21,800	\$29,463
Subtotal (Monetary Cost)	\$0	\$0	\$0	\$38,809	\$22,675	\$61,485
Quality of Life	\$0	\$0	\$0	\$95,591	\$0	\$95,591
Total (Comprehensive Cost)	\$0	\$0	\$0	\$134,401	\$22,675	\$157,076

Costs of Motorcycle Crashes in Bay County (2015 dollars)						
	Fatal	Serious Injury	Moderate Injury	Minor Injury	Property Damage Only	Total
Medical Care	\$23,861	\$167,111	\$54,220	\$87,540	\$2,075	\$344,809
Future Earnings (Lost Wages)	\$2,418,966	\$244,910	\$91,438	\$159,055	\$3,986	\$2,918,365
Public Services	\$1,577	\$1,414	\$1,036	\$1,758	\$1,070	\$6,855
Adjudication & Sanctioning	\$212,514	\$38,008	\$16,024	\$27,206	\$2,784	\$296,535
Property Damage & Loss	\$25,902	\$39,423	\$47,036	\$83,335	\$56,854	\$252,550
Subtotal (Monetary Cost)	\$2,682,820	\$490,867	\$209,754	\$368,894	\$86,779	\$3,619,114
Quality of Life	\$14,949,027	\$1,552,679	\$503,103	\$885,251	\$15,687	\$17,905,746
Total (Comprehensive Cost)	\$17,631,846	\$2,043,546	\$712,857	\$1,254,145	\$82,466	\$21,724,860

Motorcycle Crash Casualties



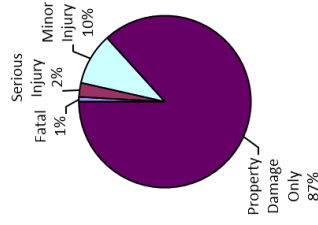
Motorcycle Crash Costs



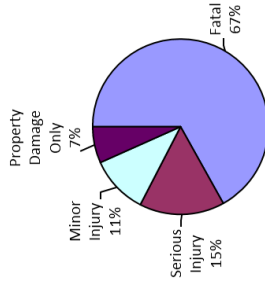
Bay County Medium/Large Truck Crashes

Crash Casualty Severity	Crash Casualties	Crash Costs
Fatal	1	\$8,883,936
Serious Injury	3	\$2,077,881
Moderate Injury	3	\$825,093
Minor Injury	11	\$1,424,544
Property Damage Only	98	\$888,860
Total	116	\$14,100,314
Average cost of crash casualty		\$121,554

Crash Casualties



Crash Costs



	Costs of Medium/Large Truck Crashes in Bay County (2015 dollars)					
	Fatal	Serious Injury	Moderate Injury	Minor Injury	Property Damage Only	Total
Medical Care	\$11,931	\$125,241	\$53,415	\$89,815	\$36,652	\$317,054
Future Earnings (Lost Wages)	\$1,203,734	\$357,702	\$153,132	\$239,668	\$267,540	\$2,221,776
Public Services	\$900	\$966	\$528	\$2,123	\$4,606	\$9,123
Adjudication & Sanctioning	\$106,256	\$48,348	\$20,676	\$32,989	\$30,478	\$238,747
Property Damage & Loss	\$31,697	\$37,665	\$27,960	\$73,799	\$333,102	\$504,223
Subtotal (Monetary Cost)	\$1,354,518	\$569,922	\$255,711	\$438,394	\$672,378	\$3,290,923
Quality of Life	\$7,529,418	\$1,507,959	\$569,382	\$986,150	\$216,482	\$10,809,391
Total (Comprehensive Cost)	\$8,883,936	\$2,077,881	\$825,093	\$1,424,544	\$888,860	\$14,100,314

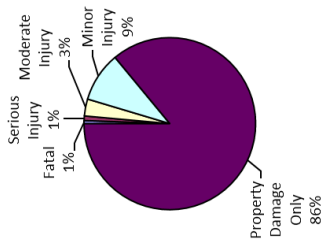
Benzie County Traffic Crashes and Crime

Index Crime Category	Number of Index Crimes	Index Crime Costs
Murder	0	\$0
Rape	6	\$2,404,452
Aggravated Assault	12	\$377,169
Robbery	2	\$68,358
Larceny	116	\$474,312
Burglary	17	\$75,808
Motor Vehicle Theft	0	\$0
Total	153	\$3,400,098
Average cost of index crime		\$22,223

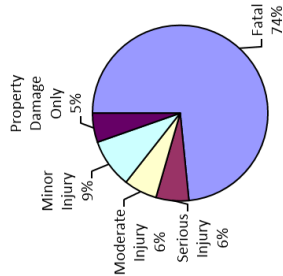
Traffic Crash Casualty Severity	Traffic Crash Casualties	Traffic Crash Costs
Fatal	4	\$35,501,566
Serious Injury	6	\$2,924,339
Moderate Injury	22	\$2,968,751
Minor Injury	65	\$4,368,020
Property Damage Only	597	\$2,595,423
Total	694	\$48,358,099
Average cost of traffic crash casualty		\$69,680

Costs of Traffic Crashes in Benzie County (2015 dollars)						
	Fatal	Serious Injury	Moderate Injury	Minor Injury	Property Damage Only	Total
Medical Care	\$47,723	\$157,994	\$138,501	\$373,065	\$155,359	\$872,642
Future Earnings (Lost Wages)	\$4,814,936	\$241,247	\$255,724	\$662,438	\$177,814	\$6,052,169
Public Services	\$3,600	\$1,045	\$1,685	\$3,768	\$13,078	\$23,176
Adjudication & Sanctioning	\$425,025	\$51,230	\$36,975	\$72,966	\$10,559	\$596,756
Property Damage & Loss	\$82,611	\$36,339	\$85,950	\$249,062	\$1,611,758	\$2,077,720
Subtotal (Monetary Cost)	\$5,383,895	\$489,855	\$518,835	\$1,261,298	\$1,968,569	\$9,622,453
Quality of Life	\$30,117,670	\$2,434,484	\$2,449,916	\$3,108,722	\$626,854	\$38,735,646
Total (Comprehensive Cost)	\$35,501,566	\$2,924,339	\$2,968,751	\$4,368,020	\$2,595,423	\$48,358,099

Traffic Crash Casualties

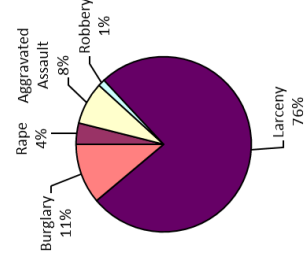


Traffic Crash Costs

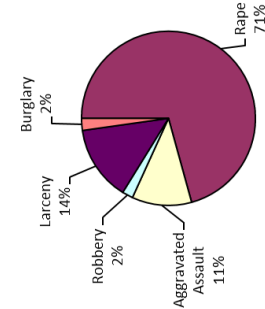


Costs of Index Crimes in Benzie County (2015 dollars)								
	Murder	Rape	Aggravated Assault	Robbery	Larceny	Burglary	Motor Vehicle Theft	Total
Medical Care	\$0	\$53,895	\$18,573	\$3,069	\$0	\$0	\$0	\$75,536
Future Earnings (Lost Wages)	\$0	\$33,628	\$13,127	\$3,163	\$3,045	\$62	\$0	\$53,524
Public Services	\$0	\$4,730	\$4,011	\$808	\$51,153	\$7,628	\$0	\$68,331
Adjudication & Sanctioning	\$0	\$147,751	\$142,082	\$11,266	\$236,245	\$13,196	\$0	\$550,561
Property Damage and Loss	\$0	\$940	\$838	\$2,281	\$108,340	\$43,693	\$0	\$155,892
Subtotal (Monetary Cost)	\$0	\$240,943	\$178,632	\$20,607	\$398,783	\$64,880	\$0	\$903,844
Quality of Life	\$0	\$2,163,509	\$198,537	\$47,752	\$75,529	\$10,928	\$0	\$2,496,254
Total (Comprehensive Costs)	\$0	\$2,404,452	\$377,169	\$68,358	\$474,312	\$75,808	\$0	\$3,400,098

Index Crimes



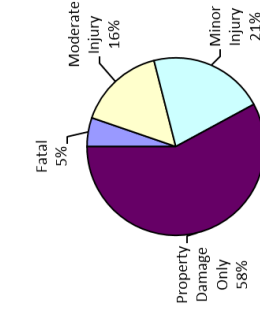
Index Crime Costs



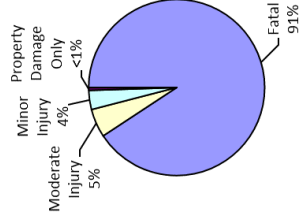
Benzie County Alcohol-Involved Crashes

Crash Casualty Severity	Crash Casualties	Crash Costs
Fatal	1	\$8,875,391
Serious Injury	0	\$0
Moderate Injury	3	\$511,470
Minor Injury	4	\$344,298
Property Damage Only	11	\$50,362
Total	19	\$9,781,522
Average cost of crash casualty		\$514,817

Crash Casualties



Crash Costs

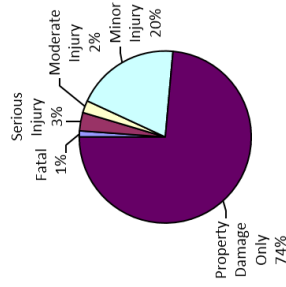


Costs of Alcohol-Involved Crashes in Benzie County (2015 dollars)						
	Fatal	Serious Injury	Moderate Injury	Minor Injury	Property Damage Only	Total
Medical Care	\$11,931	\$0	\$41,461	\$42,260	\$3,373	\$99,025
Future Earnings (Lost Wages)	\$1,203,734	\$0	\$76,753	\$63,579	\$3,757	\$1,347,823
Public Services	\$900	\$0	\$521	\$439	\$319	\$2,179
Adjudication & Sanctioning	\$106,256	\$0	\$10,519	\$8,697	\$528	\$125,999
Property Damage & Loss	\$23,153	\$0	\$22,343	\$25,066	\$30,144	\$100,705
Subtotal (Monetary Cost)	\$1,345,974	\$0	\$151,596	\$140,041	\$38,121	\$1,675,732
Quality of Life	\$7,529,418	\$0	\$359,874	\$204,257	\$12,241	\$8,105,790
Total (Comprehensive Cost)	\$8,875,391	\$0	\$511,470	\$344,298	\$50,362	\$9,781,522

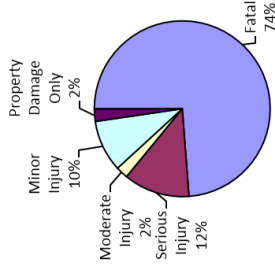
Benzie County Teen Driver Crashes

Crash Casualty Severity	Crash Casualties	Crash Costs
Fatal	1	\$8,875,391
Serious Injury	3	\$1,462,170
Moderate Injury	2	\$269,886
Minor Injury	17	\$1,142,405
Property Damage Only	64	\$278,236
Total	87	\$12,028,089
Average cost of crash casualty		\$138,254

Crash Casualties



Crash Costs



Costs of Teen Driver Crashes in Benzie County (2015 dollars)

	Fatal	Serious Injury	Moderate Injury	Minor Injury	Property Damage Only	Total
Medical Care	\$11,931	\$78,997	\$12,591	\$97,571	\$16,655	\$217,744
Future Earnings (Lost Wages)	\$1,203,734	\$120,623	\$23,248	\$147,099	\$19,062	\$1,513,766
Public Services	\$900	\$522	\$153	\$986	\$1,402	\$3,963
Adjudication & Sanctioning	\$106,256	\$25,615	\$3,361	\$19,083	\$1,132	\$155,448
Property Damage & Loss	\$23,153	\$19,170	\$7,814	\$65,139	\$172,785	\$288,060
Subtotal (Monetary Cost)	\$1,345,974	\$244,928	\$47,167	\$329,878	\$211,036	\$2,178,982
Quality of Life	\$7,529,418	\$1,217,242	\$222,720	\$812,527	\$67,200	\$9,849,107
Total (Comprehensive Cost)	\$8,875,391	\$1,462,170	\$269,886	\$1,142,405	\$278,236	\$12,028,089

Benzie County Motorcycle Crashes

Injury Severity	Motorcyclist Crash Victims	Motorcyclist Victim Costs
Fatal	0	\$0
Serious Injury	2	\$1,021,773
Moderate Injury	2	\$237,619
Minor Injury	3	\$335,923
Property Damage Only	1	\$3,986
Total	8	\$1,599,301
Average cost of crash casualty		\$199,913

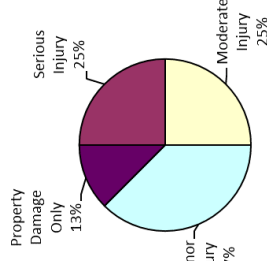
Injury Severity	Non-motorcyclist Crash Victims	Non-motorcyclist Victim Costs
Fatal	0	\$0
Serious Injury	0	\$0
Moderate Injury	0	\$0
Minor Injury	0	\$0
Property Damage Only	0	\$0
Total	0	\$0
Average cost of crash casualty		\$0

Motorcyclist Victim Costs in Motorcycle Crashes in Benzie County (2015 dollars)						
	Fatal	Serious Injury	Moderate Injury	Minor Injury	Property Damage Only	Total
Medical Care	\$0	\$83,566	\$18,073	\$25,818	\$138	\$127,586
Future Earnings (Lost Wages)	\$0	\$122,455	\$30,479	\$42,525	\$219	\$195,679
Public Services	\$0	\$707	\$345	\$493	\$60	\$1,605
Adjudication & Sanctioning	\$0	\$19,004	\$5,341	\$7,488	\$186	\$32,019
Property Damage & Loss	\$0	\$19,712	\$15,679	\$22,701	\$2,337	\$60,429
Subtotal (Monetary Cost)	\$0	\$245,434	\$69,918	\$99,025	\$2,940	\$417,317
Quality of Life	\$0	\$776,339	\$167,701	\$236,898	\$1,046	\$1,181,984
Total (Comprehensive Cost)	\$0	\$1,021,773	\$237,619	\$335,923	\$3,986	\$1,599,301

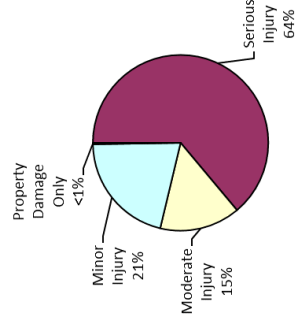
Non-motorcyclist Victim Costs in Motorcycle Crashes in Benzie County (2015 dollars)						
	Fatal	Serious Injury	Moderate Injury	Minor Injury	Property Damage Only	Total
Medical Care	\$0	\$0	\$0	\$0	\$0	\$0
Future Earnings (Lost Wages)	\$0	\$0	\$0	\$0	\$0	\$0
Public Services	\$0	\$0	\$0	\$0	\$0	\$0
Adjudication & Sanctioning	\$0	\$0	\$0	\$0	\$0	\$0
Property Damage & Loss	\$0	\$0	\$0	\$0	\$0	\$0
Subtotal (Monetary Cost)	\$0	\$0	\$0	\$0	\$0	\$0
Quality of Life	\$0	\$0	\$0	\$0	\$0	\$0
Total (Comprehensive Cost)	\$0	\$0	\$0	\$0	\$0	\$0

Costs of Motorcycle Crashes in Benzie County (2015 dollars)						
	Fatal	Serious Injury	Moderate Injury	Minor Injury	Property Damage Only	Total
Medical Care	\$0	\$83,566	\$18,073	\$25,818	\$138	\$127,586
Future Earnings (Lost Wages)	\$0	\$122,455	\$30,479	\$42,525	\$219	\$195,679
Public Services	\$0	\$707	\$345	\$493	\$60	\$1,605
Adjudication & Sanctioning	\$0	\$19,004	\$5,341	\$7,488	\$186	\$32,019
Property Damage & Loss	\$0	\$19,712	\$15,679	\$22,701	\$2,337	\$60,429
Subtotal (Monetary Cost)	\$0	\$245,434	\$69,918	\$99,025	\$2,940	\$417,317
Quality of Life	\$0	\$776,339	\$167,701	\$236,898	\$1,046	\$1,181,984
Total (Comprehensive Cost)	\$0	\$1,021,773	\$237,619	\$335,923	\$3,986	\$1,599,301

Motorcycle Crash Casualties



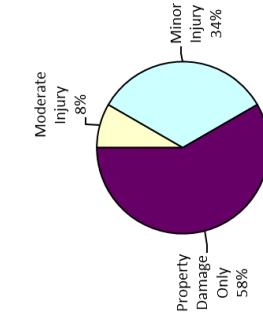
Motorcycle Crash Costs



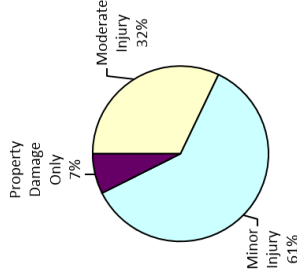
Benzie County Medium/Large Truck Crashes

Crash Casualty Severity	Crash Casualties	Crash Costs
Fatal	0	\$0
Serious Injury	0	\$0
Moderate Injury	1	\$275,031
Minor Injury	4	\$518,016
Property Damage Only	7	\$63,490
Total	12	\$856,537
Average cost of crash casualty		\$71,378

Crash Casualties



Crash Costs



Costs of Medium/Large Truck Crashes in Benzie County (2015 dollars)						
	Fatal	Serious Injury	Moderate Injury	Minor Injury	Property Damage Only	Total
Medical Care	\$0	\$0	\$17,805	\$32,660	\$2,618	\$53,083
Future Earnings (Lost Wages)	\$0	\$0	\$51,044	\$87,152	\$19,110	\$157,306
Public Services	\$0	\$0	\$176	\$772	\$329	\$1,277
Adjudication & Sanctioning	\$0	\$0	\$6,892	\$11,996	\$2,177	\$21,065
Property Damage & Loss	\$0	\$0	\$9,320	\$26,836	\$23,793	\$59,949
Subtotal (Monetary Cost)	\$0	\$0	\$85,237	\$159,416	\$48,027	\$292,680
Quality of Life	\$0	\$0	\$189,794	\$358,600	\$15,463	\$563,857
Total (Comprehensive Cost)	\$0	\$0	\$275,031	\$518,016	\$63,490	\$856,537

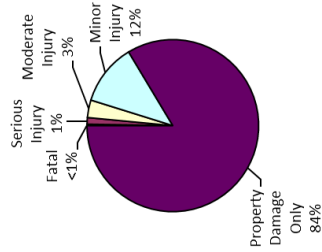
Berrien County Traffic Crashes and Crime

Index Crime Category	Number of Index Crimes	Index Crime Costs
Murder	8	\$58,310,464
Rape	117	\$46,886,819
Aggravated Assault	282	\$8,863,461
Robbery	100	\$3,417,921
Larceny	1,620	\$6,624,007
Burglary	495	\$2,207,339
Motor Vehicle Theft	107	\$977,538
Total	2,729	\$127,287,550
Average cost of index crime		\$46,643

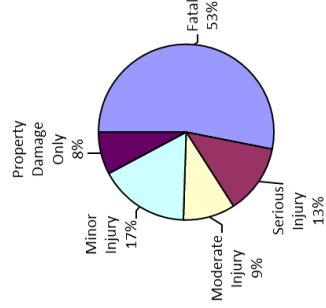
Traffic Crash Casualty Severity	Traffic Crash Casualties	Traffic Crash Costs
Fatal	20	\$177,507,828
Serious Injury	88	\$42,890,306
Moderate Injury	237	\$31,981,548
Minor Injury	830	\$55,776,256
Property Damage Only	5,998	\$26,075,957
Total	7,173	\$334,231,894
Average cost of traffic crash casualty		\$46,596

Costs of Traffic Crashes in Berrien County (2015 dollars)						
	Fatal	Serious Injury	Moderate Injury	Minor Injury	Property Damage Only	Total
Medical Care	\$238,615	\$2,317,242	\$1,492,037	\$4,763,754	\$1,960,875	\$10,372,523
Future Earnings (Lost Wages)	\$24,074,681	\$3,536,286	\$2,754,845	\$7,181,896	\$1,786,484	\$39,336,192
Public Services	\$18,001	\$15,324	\$18,148	\$48,116	\$131,396	\$230,985
Adjudication & Sanctioning	\$2,125,127	\$751,380	\$398,326	\$931,717	\$1,061,877	\$4,312,638
Property Damage & Loss	\$463,053	\$862,310	\$925,917	\$3,180,324	\$16,193,177	\$21,324,780
Subtotal (Monetary Cost)	\$26,919,476	\$7,784,541	\$5,589,273	\$16,105,808	\$19,776,079	\$75,577,118
Quality of Life	\$150,588,352	\$35,705,764	\$26,392,275	\$39,670,448	\$6,297,937	\$258,654,771
Total (Comprehensive Cost)	\$177,507,828	\$42,890,306	\$31,981,548	\$55,776,256	\$26,075,957	\$334,231,894

Traffic Crash Casualties

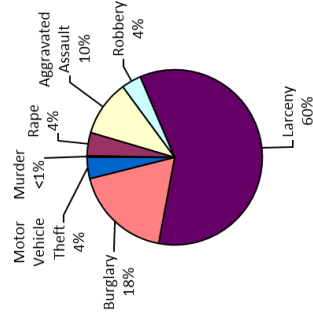


Traffic Crash Costs

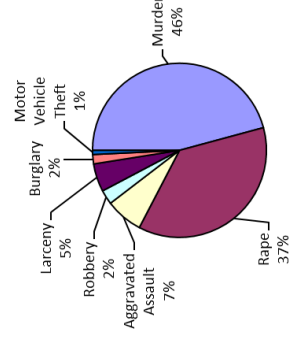


Costs of Index Crimes in Berrien County (2015 dollars)								
	Murder	Rape	Aggravated Assault	Robbery	Larceny	Burglary	Motor Vehicle Theft	Total
Medical Care	\$221,902	\$1,050,948	\$436,463	\$153,435	\$0	\$0	\$0	\$1,862,748
Future Earnings (Lost Wages)	\$7,348,552	\$655,740	\$306,494	\$156,125	\$42,523	\$16,362	\$10,610	\$8,540,407
Public Services	\$22,766	\$92,229	\$94,264	\$40,412	\$714,378	\$222,119	\$28,755	\$1,214,923
Adjudication & Sanctioning	\$3,154,961	\$2,861,144	\$3,338,929	\$64,318	\$3,299,288	\$384,242	\$189,832	\$13,812,715
Property Damage and Loss	\$1,397	\$18,329	\$19,697	\$14,051	\$1,513,021	\$1,268,219	\$685,766	\$3,618,680
Subtotal (Monetary Cost)	\$10,749,578	\$4,688,391	\$4,197,848	\$1,090,341	\$5,589,211	\$1,889,142	\$914,983	\$29,049,474
Quality of Life	\$47,560,886	\$42,188,429	\$4,665,613	\$2,387,500	\$1,054,797	\$318,197	\$62,575	\$98,238,076
Total (Comprehensive Costs)	\$58,310,464	\$46,886,819	\$8,863,461	\$3,417,921	\$6,624,007	\$2,207,339	\$977,538	\$127,287,550

Index Crimes



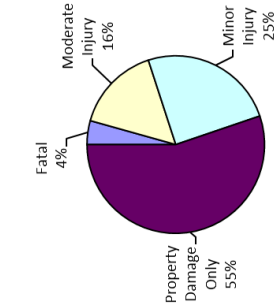
Index Crime Costs



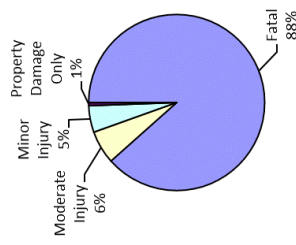
Berrien County Alcohol-Involved Crashes

Crash Casualty Severity	Crash Casualties	Crash Costs
Fatal	10	\$88,753,914
Serious Injury	23	\$13,449,421
Moderate Injury	36	\$6,137,645
Minor Injury	57	\$4,906,246
Property Damage Only	127	\$581,455
Total	253	\$113,828,680
Average cost of crash casualty		\$449,916

Crash Casualties



Crash Costs

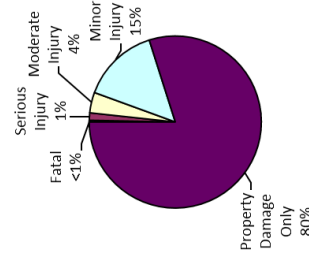


Costs of Alcohol-Involved Crashes in Berrien County (2015 dollars)						
	Fatal	Serious Injury	Moderate Injury	Minor Injury	Property Damage Only	Total
Medical Care	\$119,307	\$1,258,787	\$497,535	\$602,205	\$38,948	\$2,516,782
Future Earnings (Lost Wages)	\$12,037,341	\$1,948,627	\$921,038	\$905,999	\$43,378	\$15,856,382
Public Services	\$9,000	\$8,949	\$6,247	\$6,263	\$3,682	\$34,142
Adjudication & Sanctioning	\$1,062,563	\$296,598	\$126,222	\$123,926	\$6,094	\$1,615,404
Property Damage & Loss	\$231,526	\$259,662	\$268,111	\$357,194	\$348,022	\$1,464,515
Subtotal (Monetary Cost)	\$13,459,738	\$3,772,623	\$1,819,153	\$1,995,587	\$440,124	\$21,487,225
Quality of Life	\$75,294,176	\$9,676,798	\$4,318,491	\$2,910,659	\$141,331	\$92,341,455
Total (Comprehensive Cost)	\$88,753,914	\$13,449,421	\$6,137,645	\$4,906,246	\$581,455	\$113,828,680

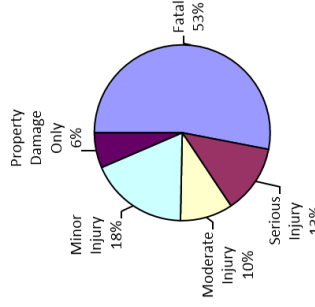
Berrien County Teen Driver Crashes

Crash Casualty Severity	Crash Casualties	Crash Costs
Fatal	3	\$26,626,174
Serious Injury	13	\$6,336,068
Moderate Injury	36	\$4,857,957
Minor Injury	136	\$9,139,242
Property Damage Only	747	\$3,247,539
Total	935	\$50,206,980
Average cost of crash casualty		\$53,697

Crash Casualties



Crash Costs



Costs of Teen Driver Crashes in Berrien County (2015 dollars)

	Fatal	Serious Injury	Moderate Injury	Minor Injury	Property Damage Only	Total
Medical Care	\$35,792	\$342,320	\$226,639	\$780,567	\$194,394	\$1,579,711
Future Earnings (Lost Wages)	\$3,611,202	\$522,701	\$418,457	\$1,176,793	\$222,491	\$5,951,645
Public Services	\$2,700	\$2,264	\$2,757	\$7,884	\$16,364	\$31,969
Adjudication & Sanctioning	\$318,769	\$110,999	\$60,505	\$152,667	\$13,212	\$656,153
Property Damage & Loss	\$69,458	\$83,068	\$140,646	\$521,113	\$2,016,723	\$2,831,008
Subtotal (Monetary Cost)	\$4,037,921	\$1,061,353	\$849,004	\$2,639,024	\$2,463,184	\$11,050,486
Quality of Life	\$22,588,253	\$5,274,715	\$4,008,953	\$6,500,218	\$784,355	\$39,156,494
Total (Comprehensive Cost)	\$26,626,174	\$6,336,068	\$4,857,957	\$9,139,242	\$3,247,539	\$50,206,980

Berrien County Motorcycle Crashes

Injury Severity	Motorcyclist Crash Victims	Motorcyclist Victim Costs
Fatal	2	\$17,631,846
Serious Injury	11	\$5,619,752
Moderate Injury	14	\$1,663,333
Minor Injury	13	\$1,455,668
Property Damage Only	13	\$51,818
Total	53	\$26,422,417
Average cost of crash casualty		\$498,536

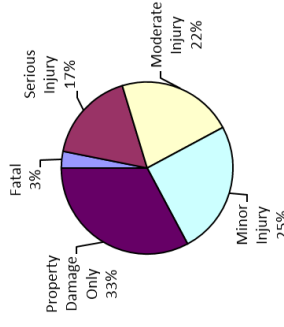
Injury Severity	Non-motorcyclist Crash Victims	Non-motorcyclist Victim Costs
Fatal	0	\$0
Serious Injury	0	\$0
Moderate Injury	0	\$0
Minor Injury	3	\$201,601
Property Damage Only	8	\$22,675
Total	11	\$224,276
Average cost of crash casualty		\$20,389

Motorcyclist Victim Costs in Motorcycle Crashes in Berrien County (2015 dollars)							
	Fatal	Serious Injury	Moderate Injury	Minor Injury	Property Damage Only	Total	
Medical Care	\$23,861	\$459,566	\$126,514	\$111,880	\$1,799	\$723,610	
Future Earnings (Lost Wages)	\$2,418,966	\$673,504	\$213,355	\$184,274	\$2,849	\$3,492,949	
Public Services	\$1,577	\$3,889	\$2,416	\$2,134	\$782	\$10,799	
Adjudication & Sanctioning	\$212,514	\$104,521	\$37,390	\$32,449	\$2,413	\$389,287	
Property Damage & Loss	\$25,902	\$108,414	\$109,751	\$98,373	\$30,380	\$372,820	
Subtotal (Monetary Cost)	\$2,682,820	\$1,349,885	\$489,427	\$429,110	\$38,223	\$4,989,464	
Quality of Life	\$14,949,027	\$4,269,867	\$1,173,906	\$1,026,558	\$13,595	\$21,432,952	
Total (Comprehensive Cost)	\$17,631,846	\$5,619,752	\$1,663,333	\$1,455,668	\$51,818	\$26,422,417	

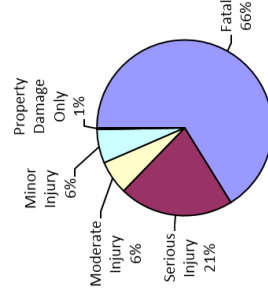
Non-motorcyclist Victim Costs in Motorcycle Crashes in Berrien County (2015 dollars)							
	Fatal	Serious Injury	Moderate Injury	Minor Injury	Property Damage Only	Total	
Medical Care	\$0	\$0	\$0	\$17,218	\$0	\$17,218	
Future Earnings (Lost Wages)	\$0	\$0	\$0	\$25,959	\$708	\$26,666	
Public Services	\$0	\$0	\$0	\$168	\$174	\$342	
Adjudication & Sanctioning	\$0	\$0	\$0	\$3,368	\$0	\$3,368	
Property Damage & Loss	\$0	\$0	\$0	\$11,495	\$21,800	\$33,295	
Subtotal (Monetary Cost)	\$0	\$0	\$0	\$58,214	\$22,675	\$80,889	
Quality of Life	\$0	\$0	\$0	\$143,387	\$0	\$143,387	
Total (Comprehensive Cost)	\$0	\$0	\$0	\$201,601	\$22,675	\$224,276	

Costs of Motorcycle Crashes in Berrien County (2015 dollars)							
	Fatal	Serious Injury	Moderate Injury	Minor Injury	Property Damage Only	Total	
Medical Care	\$23,861	\$459,566	\$126,514	\$129,098	\$1,799	\$740,829	
Future Earnings (Lost Wages)	\$2,418,966	\$673,504	\$213,355	\$210,233	\$3,557	\$3,519,615	
Public Services	\$1,577	\$3,889	\$2,416	\$2,308	\$950	\$11,140	
Adjudication & Sanctioning	\$212,514	\$104,521	\$37,390	\$35,817	\$2,413	\$392,654	
Property Damage & Loss	\$25,902	\$108,414	\$109,751	\$109,868	\$52,180	\$406,115	
Subtotal (Monetary Cost)	\$2,682,820	\$1,349,885	\$489,427	\$487,324	\$60,888	\$5,070,354	
Quality of Life	\$14,949,027	\$4,269,867	\$1,173,906	\$1,169,945	\$13,595	\$21,576,340	
Total (Comprehensive Cost)	\$17,631,846	\$5,619,752	\$1,663,333	\$1,657,269	\$74,494	\$26,646,693	

Motorcycle Crash Casualties



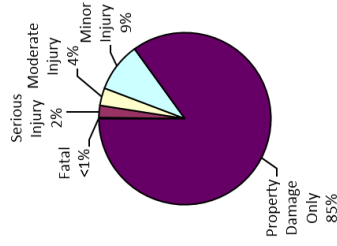
Motorcycle Crash Costs



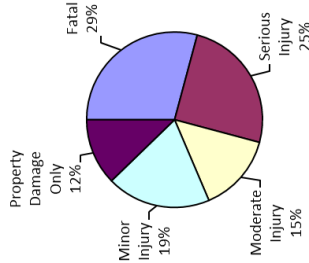
Berrien County Medium/Large Truck Crashes

Crash Casualty Severity	Crash Casualties	Crash Costs
Fatal	1	\$8,883,936
Serious Injury	11	\$7,618,897
Moderate Injury	16	\$4,400,496
Minor Injury	45	\$5,827,680
Property Damage Only	412	\$3,736,840
Total	485	\$30,467,849
Average cost of crash casualty		\$62,820

Crash Casualties



Crash Costs



Costs of Medium/Large Truck Crashes in Berrien County (2015 dollars)						
	Fatal	Serious Injury	Moderate Injury	Minor Injury	Property Damage Only	Total
Medical Care	\$11,931	\$459,217	\$284,880	\$367,425	\$154,088	\$1,277,541
Future Earnings (Lost Wages)	\$1,203,734	\$1,311,574	\$816,704	\$980,460	\$1,124,760	\$5,437,232
Public Services	\$900	\$3,542	\$2,816	\$8,685	\$19,364	\$35,307
Adjudication & Sanctioning	\$106,256	\$177,276	\$110,272	\$134,955	\$128,132	\$656,891
Property Damage & Loss	\$31,697	\$138,105	\$149,120	\$301,905	\$1,400,388	\$2,021,215
Subtotal (Monetary Cost)	\$1,354,518	\$2,089,714	\$1,363,792	\$1,793,430	\$2,826,732	\$9,428,186
Quality of Life	\$7,529,418	\$5,529,183	\$3,036,704	\$4,034,250	\$910,108	\$21,039,663
Total (Comprehensive Cost)	\$8,883,936	\$7,618,897	\$4,400,496	\$5,827,680	\$3,736,840	\$30,467,849

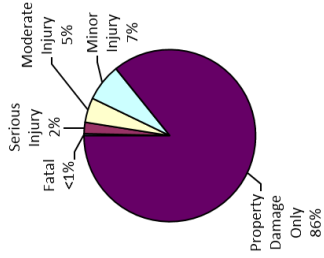
Branch County Traffic Crashes and Crime

Index Crime Category	Number of Index Crimes	Index Crime Costs
Murder	1	\$7,288,808
Rape	32	\$12,823,745
Aggravated Assault	44	\$1,382,951
Robbery	2	\$68,358
Larceny	356	\$1,455,646
Burglary	93	\$414,712
Motor Vehicle Theft	19	\$173,582
Total	547	\$23,607,803
Average cost of index crime		\$43,159

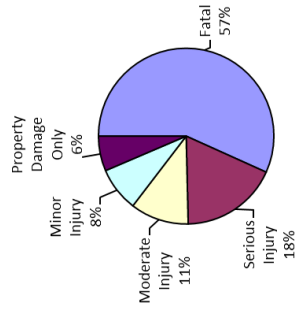
Traffic Crash Casualty Severity	Traffic Crash Casualties	Traffic Crash Costs
Fatal	8	\$71,003,131
Serious Injury	46	\$22,419,933
Moderate Injury	100	\$13,494,324
Minor Injury	152	\$10,214,447
Property Damage Only	1,850	\$8,042,768
Total	2,156	\$125,174,602
Average cost of traffic crash casualty		\$58,059

Costs of Traffic Crashes in Branch County (2015 dollars)						
	Fatal	Serious Injury	Moderate Injury	Minor Injury	Property Damage Only	Total
Medical Care	\$95,446	\$1,211,285	\$629,552	\$872,398	\$481,450	\$3,290,112
Future Earnings (Lost Wages)	\$9,629,872	\$1,849,559	\$1,162,382	\$1,315,239	\$551,016	\$14,508,068
Public Services	\$7,200	\$8,010	\$7,657	\$8,812	\$40,527	\$72,207
Adjudication & Sanctioning	\$650,051	\$392,767	\$168,070	\$170,628	\$32,721	\$1,614,237
Property Damage & Loss	\$185,221	\$293,935	\$390,682	\$582,421	\$4,994,561	\$6,446,820
Subtotal (Monetary Cost)	\$10,767,790	\$3,795,556	\$2,388,343	\$2,949,497	\$6,100,256	\$25,931,443
Quality of Life	\$60,235,341	\$18,664,377	\$11,135,961	\$7,264,950	\$1,942,511	\$99,243,160
Total (Comprehensive Cost)	\$71,003,131	\$22,419,933	\$13,494,324	\$10,214,447	\$8,042,768	\$125,174,602

Traffic Crash Casualties

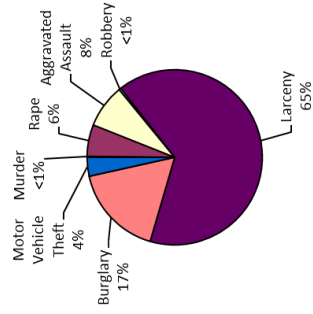


Traffic Crash Costs

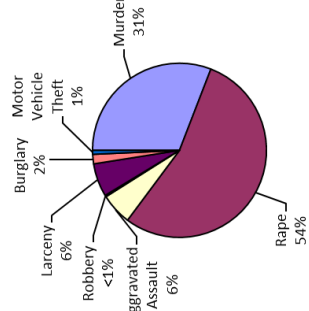


Costs of Index Crimes in Branch County (2015 dollars)								
	Murder	Rape	Aggravated Assault	Robbery	Larceny	Burglary	Motor Vehicle Theft	Total
Medical Care	\$27,738	\$287,439	\$68,101	\$3,069	\$0	\$0	\$0	\$386,346
Future Earnings (Lost Wages)	\$918,569	\$179,348	\$48,134	\$3,163	\$9,345	\$3,074	\$1,894	\$1,163,516
Public Services	\$2,846	\$25,225	\$14,708	\$808	\$156,987	\$41,731	\$5,106	\$247,411
Adjudication & Sanctioning	\$394,370	\$788,005	\$520,968	\$11,266	\$756,029	\$72,191	\$33,709	\$2,545,558
Property Damage and Loss	\$175	\$5,013	\$3,073	\$2,281	\$332,491	\$237,933	\$121,772	\$702,738
Subtotal (Monetary Cost)	\$1,343,697	\$1,285,030	\$694,983	\$20,607	\$1,223,851	\$394,930	\$162,470	\$5,045,968
Quality of Life	\$5,945,111	\$11,538,716	\$727,968	\$47,752	\$231,795	\$59,782	\$11,111	\$18,562,235
Total (Comprehensive Costs)	\$7,288,808	\$12,823,745	\$1,382,951	\$68,358	\$1,455,646	\$414,712	\$173,582	\$23,607,803

Index Crimes



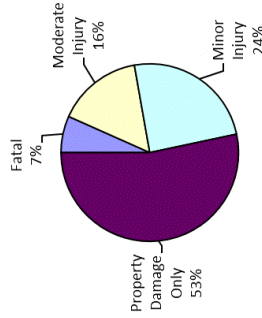
Index Crime Costs



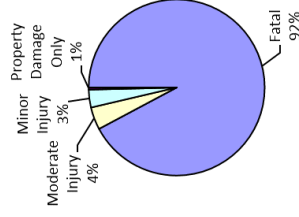
Branch County Alcohol-Involved Crashes

Crash Casualty Severity	Crash Casualties	Crash Costs
Fatal	3	\$26,626,174
Serious Injury	8	\$4,678,059
Moderate Injury	7	\$1,193,431
Minor Injury	11	\$946,819
Property Damage Only	24	\$109,881
Total	53	\$33,554,365
Average cost of crash casualty		\$633,101

Crash Casualties



Crash Costs

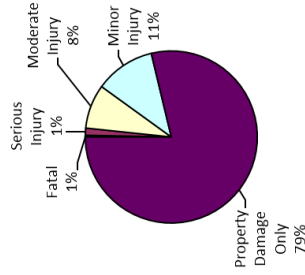


Costs of Alcohol-Involved Crashes in Branch County (2015 dollars)						
	Fatal	Serious Injury	Moderate Injury	Minor Injury	Property Damage Only	Total
Medical Care	\$35,792	\$437,839	\$96,743	\$116,215	\$7,360	\$693,949
Future Earnings (Lost Wages)	\$3,611,202	\$677,783	\$179,091	\$174,842	\$8,197	\$4,651,115
Public Services	\$2,700	\$3,113	\$1,215	\$1,209	\$696	\$8,932
Adjudication & Sanctioning	\$318,769	\$103,165	\$24,543	\$23,916	\$1,152	\$471,544
Property Damage & Loss	\$69,458	\$90,317	\$52,133	\$68,932	\$65,768	\$346,608
Subtotal (Monetary Cost)	\$4,037,921	\$1,312,217	\$353,724	\$385,113	\$83,173	\$6,172,149
Quality of Life	\$22,588,253	\$3,365,843	\$839,707	\$561,706	\$26,708	\$27,382,216
Total (Comprehensive Cost)	\$26,626,174	\$4,678,059	\$1,193,431	\$946,819	\$109,881	\$33,554,365

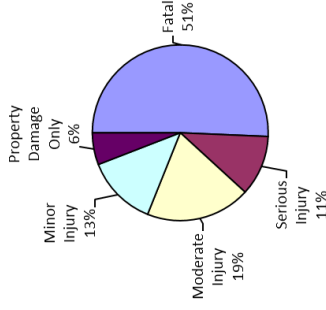
Branch County Teen Driver Crashes

Crash Casualty Severity	Crash Casualties	Crash Costs
Fatal	1	\$8,875,391
Serious Injury	4	\$1,949,559
Moderate Injury	25	\$3,373,581
Minor Injury	34	\$2,284,810
Property Damage Only	237	\$1,030,344
Total	301	\$17,513,686
Average cost of crash casualty		\$58,185

Crash Casualties



Crash Costs



Costs of Teen Driver Crashes in Branch County (2015 dollars)

	Fatal	Serious Injury	Moderate Injury	Minor Injury	Property Damage Only	Total
Medical Care	\$11,931	\$105,329	\$157,388	\$195,142	\$61,675	\$531,465
Future Earnings (Lost Wages)	\$1,203,734	\$160,831	\$290,595	\$294,198	\$70,590	\$2,019,948
Public Services	\$900	\$697	\$1,914	\$1,971	\$5,192	\$10,674
Adjudication & Sanctioning	\$106,256	\$34,154	\$42,018	\$38,167	\$4,192	\$224,786
Property Damage & Loss	\$23,153	\$25,560	\$97,671	\$130,278	\$639,844	\$916,505
Subtotal (Monetary Cost)	\$1,345,974	\$326,570	\$689,586	\$659,756	\$781,492	\$3,703,378
Quality of Life	\$7,529,418	\$1,622,989	\$2,783,995	\$1,625,055	\$248,851	\$13,810,308
Total (Comprehensive Cost)	\$8,875,391	\$1,949,559	\$3,373,581	\$2,284,810	\$1,030,344	\$17,513,686

Branch County Motorcycle Crashes

Injury Severity	Motorcyclist Crash Victims	Motorcyclist Victim Costs
Fatal	3	\$26,447,770
Serious Injury	9	\$4,597,979
Moderate Injury	5	\$594,047
Minor Injury	2	\$223,949
Property Damage Only	3	\$11,958
Total	22	\$31,875,703
Average cost of crash casualty		\$1,448,896

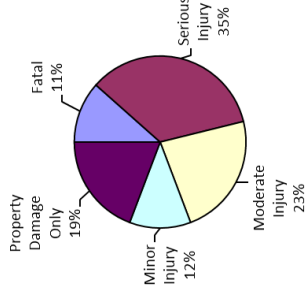
Injury Severity	Non-motorcyclist Crash Victims	Non-motorcyclist Victim Costs
Fatal	0	\$0
Serious Injury	0	\$0
Moderate Injury	1	\$134,943
Minor Injury	1	\$67,200
Property Damage Only	2	\$5,669
Total	4	\$207,812
Average cost of crash casualty		\$51,953

Motorcyclist Victim Costs in Motorcycle Crashes in Branch County (2015 dollars)						
	Fatal	Serious Injury	Moderate Injury	Minor Injury	Property Damage Only	Total
Medical Care	\$35,792	\$376,001	\$45,184	\$17,212	\$415	\$474,604
Future Earnings (Lost Wages)	\$3,628,449	\$551,049	\$76,198	\$28,350	\$658	\$4,284,703
Public Services	\$2,365	\$3,182	\$863	\$328	\$181	\$6,919
Adjudication & Sanctioning	\$318,770	\$85,517	\$13,354	\$4,992	\$557	\$423,190
Property Damage & Loss	\$38,853	\$88,703	\$39,197	\$15,134	\$7,011	\$188,898
Subtotal (Monetary Cost)	\$4,024,230	\$1,104,451	\$174,795	\$66,017	\$8,821	\$5,378,314
Quality of Life	\$22,423,540	\$3,493,527	\$419,252	\$157,932	\$3,137	\$26,497,389
Total (Comprehensive Cost)	\$26,447,770	\$4,597,979	\$594,047	\$223,949	\$11,958	\$31,875,703

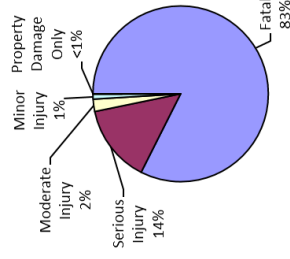
Non-motorcyclist Victim Costs in Motorcycle Crashes in Branch County (2015 dollars)						
	Fatal	Serious Injury	Moderate Injury	Minor Injury	Property Damage Only	Total
Medical Care	\$0	\$0	\$6,296	\$5,739	\$0	\$12,035
Future Earnings (Lost Wages)	\$0	\$0	\$11,624	\$8,653	\$177	\$20,454
Public Services	\$0	\$0	\$77	\$58	\$42	\$176
Adjudication & Sanctioning	\$0	\$0	\$1,681	\$1,123	\$0	\$2,803
Property Damage & Loss	\$0	\$0	\$3,907	\$3,832	\$5,450	\$13,189
Subtotal (Monetary Cost)	\$0	\$0	\$23,583	\$19,405	\$5,669	\$48,657
Quality of Life	\$0	\$0	\$111,360	\$47,796	\$0	\$159,156
Total (Comprehensive Cost)	\$0	\$0	\$134,943	\$67,200	\$5,669	\$207,812

Costs of Motorcycle Crashes in Branch County (2015 dollars)						
	Fatal	Serious Injury	Moderate Injury	Minor Injury	Property Damage Only	Total
Medical Care	\$35,792	\$376,001	\$51,479	\$22,952	\$415	\$486,639
Future Earnings (Lost Wages)	\$3,628,449	\$551,049	\$87,822	\$37,003	\$834	\$4,305,157
Public Services	\$2,365	\$3,182	\$940	\$386	\$222	\$7,095
Adjudication & Sanctioning	\$318,770	\$85,517	\$15,034	\$6,115	\$557	\$425,983
Property Damage & Loss	\$38,853	\$88,703	\$43,103	\$18,966	\$12,461	\$202,086
Subtotal (Monetary Cost)	\$4,024,230	\$1,104,451	\$198,379	\$85,422	\$14,490	\$5,426,971
Quality of Life	\$22,423,540	\$3,493,527	\$530,612	\$205,728	\$3,137	\$26,656,544
Total (Comprehensive Cost)	\$26,447,770	\$4,597,979	\$728,991	\$291,149	\$17,627	\$32,083,515

Motorcycle Crash Casualties



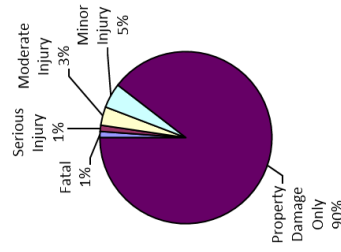
Motorcycle Crash Costs



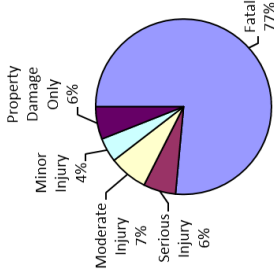
Branch County Medium/Large Truck Crashes

Crash Casualty Severity	Crash Casualties	Crash Costs
Fatal	1	\$8,883,936
Serious Injury	1	\$692,627
Moderate Injury	3	\$825,093
Minor Injury	4	\$518,016
Property Damage Only	77	\$698,390
Total	86	\$11,618,062
Average cost of crash casualty		\$135,094

Crash Casualties



Crash Costs



	Costs of Medium/Large Truck Crashes in Branch County (2015 dollars)					
	Fatal	Serious Injury	Moderate Injury	Minor Injury	Property Damage Only	Total
Medical Care	\$11,931	\$41,747	\$53,415	\$32,660	\$28,798	\$168,551
Future Earnings (Lost Wages)	\$1,203,734	\$119,234	\$153,132	\$87,152	\$210,210	\$1,773,462
Public Services	\$900	\$322	\$528	\$772	\$3,619	\$6,141
Adjudication & Sanctioning	\$106,256	\$16,116	\$20,676	\$11,996	\$23,947	\$178,991
Property Damage & Loss	\$31,697	\$12,555	\$27,960	\$26,836	\$261,723	\$360,771
Subtotal (Monetary Cost)	\$1,354,518	\$189,974	\$255,711	\$159,416	\$528,297	\$2,487,916
Quality of Life	\$7,529,418	\$502,653	\$569,382	\$358,600	\$170,093	\$9,130,146
Total (Comprehensive Cost)	\$8,883,936	\$692,627	\$825,093	\$518,016	\$698,390	\$11,618,062

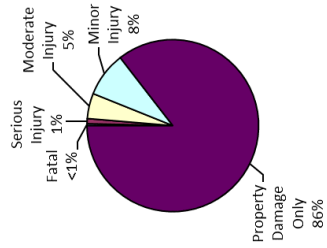
Calhoun County Traffic Crashes and Crime

Index Crime Category	Number of Index Crimes	Index Crime Costs
Murder	4	\$29,155,232
Rape	131	\$52,497,208
Aggravated Assault	446	\$14,018,098
Robbery	82	\$2,802,695
Larceny	2,007	\$8,206,409
Burglary	989	\$4,410,218
Motor Vehicle Theft	129	\$1,178,528
Total	3,788	\$112,268,388
Average cost of index crime		\$29,638

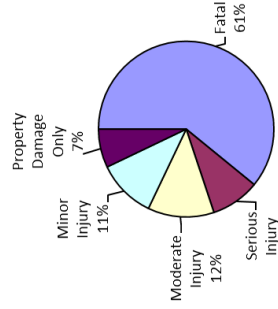
Traffic Crash Casualty Severity	Traffic Crash Casualties	Traffic Crash Costs
Fatal	26	\$230,760,176
Serious Injury	70	\$34,117,289
Moderate Injury	343	\$46,285,532
Minor Injury	610	\$40,992,188
Property Damage Only	6,185	\$26,888,928
Total	7,234	\$379,044,113
Average cost of traffic crash casualty		\$52,398

Costs of Traffic Crashes in Calhoun County (2015 dollars)						
	Fatal	Serious Injury	Moderate Injury	Minor Injury	Property Damage Only	Total
Medical Care	\$310,199	\$1,843,260	\$2,189,362	\$3,501,072	\$1,609,538	\$9,423,432
Future Earnings (Lost Wages)	\$31,297,086	\$2,814,546	\$3,986,969	\$5,278,261	\$1,842,182	\$45,219,043
Public Services	\$23,401	\$12,190	\$26,265	\$35,362	\$135,492	\$232,710
Adjudication & Sanctioning	\$2,762,665	\$597,689	\$576,481	\$684,756	\$109,395	\$4,730,985
Property Damage & Loss	\$601,968	\$447,292	\$1,340,040	\$2,337,346	\$16,680,033	\$21,424,679
Subtotal (Monetary Cost)	\$4,995,319	\$5,714,976	\$8,089,117	\$11,836,798	\$20,394,640	\$91,030,860
Quality of Life	\$195,764,857	\$28,402,313	\$38,196,415	\$29,155,390	\$6,494,288	\$298,013,263
Total (Comprehensive Cost)	\$230,760,176	\$34,117,289	\$46,285,532	\$40,992,188	\$26,888,928	\$379,044,113

Traffic Crash Casualties

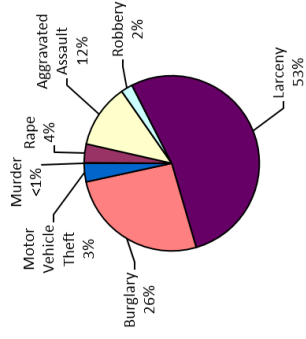


Traffic Crash Costs

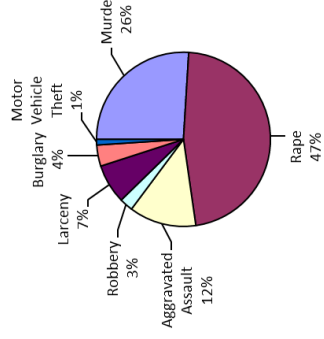


Costs of Index Crimes in Calhoun County (2015 dollars)								
	Murder	Rape	Aggravated Assault	Robbery	Larceny	Burglary	Motor Vehicle Theft	Total
Medical Care	\$110,951	\$1,176,703	\$690,293	\$125,816	\$0	\$0	\$0	\$2,103,762
Future Earnings (Lost Wages)	\$3,674,276	\$734,205	\$487,902	\$129,663	\$52,681	\$32,691	\$12,792	\$5,124,210
Public Services	\$11,383	\$103,265	\$149,085	\$33,138	\$885,035	\$443,790	\$34,667	\$1,660,362
Adjudication & Sanctioning	\$1,577,481	\$3,225,896	\$5,280,718	\$462,741	\$4,067,452	\$767,708	\$228,663	\$15,630,858
Property Damage and Loss	\$688	\$20,522	\$31,152	\$93,522	\$1,874,465	\$2,530,279	\$826,764	\$5,377,404
Subtotal (Monetary Cost)	\$5,374,789	\$5,200,591	\$6,639,150	\$844,860	\$6,899,633	\$3,774,467	\$1,103,087	\$29,896,997
Quality of Life	\$23,780,443	\$47,236,617	\$7,376,948	\$1,957,815	\$1,306,776	\$635,751	\$75,441	\$82,371,791
Total (Comprehensive Costs)	\$29,155,232	\$52,497,208	\$14,018,098	\$2,802,695	\$8,206,409	\$4,410,218	\$1,178,528	\$112,268,388

Index Crimes



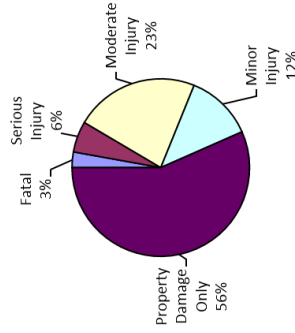
Index Crime Costs



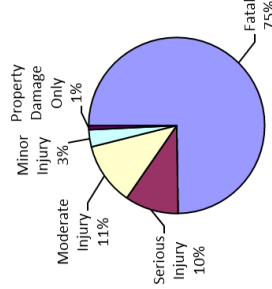
Calhoun County Alcohol-Involved Crashes

Crash Casualty Severity	Crash Casualties	Crash Costs
Fatal	6	\$53,252,348
Serious Injury	12	\$7,017,089
Moderate Injury	48	\$8,183,526
Minor Injury	26	\$2,237,937
Property Damage Only	120	\$549,406
Total	212	\$71,240,306
Average cost of crash casualty		\$336,039

Crash Casualties



Crash Costs

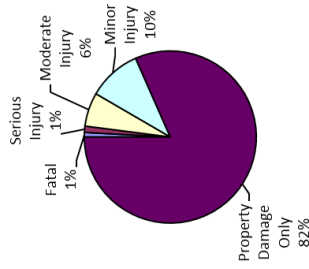


Costs of Alcohol-Involved Crashes in Calhoun County (2015 dollars)						
	Fatal	Serious Injury	Moderate Injury	Minor Injury	Property Damage Only	Total
Medical Care	\$71,584	\$656,759	\$663,379	\$274,690	\$36,801	\$1,703,214
Future Earnings (Lost Wages)	\$7,222,404	\$1,016,675	\$1,228,051	\$413,263	\$40,987	\$9,921,380
Public Services	\$5,400	\$4,669	\$8,330	\$2,857	\$3,479	\$24,735
Adjudication & Sanctioning	\$637,538	\$154,747	\$168,297	\$56,528	\$5,758	\$1,022,867
Property Damage & Loss	\$138,916	\$135,476	\$357,481	\$162,931	\$328,840	\$1,123,643
Subtotal (Monetary Cost)	\$8,075,843	\$1,968,325	\$2,425,538	\$910,268	\$415,865	\$13,795,838
Quality of Life	\$45,176,506	\$5,048,764	\$5,757,989	\$1,327,669	\$133,541	\$57,444,468
Total (Comprehensive Cost)	\$53,252,348	\$7,017,089	\$8,183,526	\$2,237,937	\$549,406	\$71,240,306

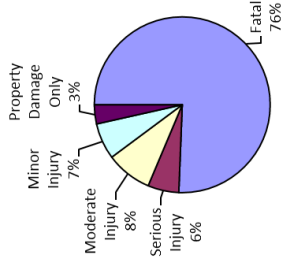
Calhoun County Teen Driver Crashes

Crash Casualty Severity	Crash Casualties	Crash Costs
Fatal	8	\$71,003,131
Serious Injury	11	\$5,361,288
Moderate Injury	59	\$7,961,651
Minor Injury	93	\$6,249,629
Property Damage Only	759	\$3,299,708
Total	930	\$93,875,408
Average cost of crash casualty		\$100,941

Crash Casualties



Crash Costs



Costs of Teen Driver Crashes in Calhoun County (2015 dollars)

	Fatal	Serious Injury	Moderate Injury	Minor Injury	Property Damage Only	Total
Medical Care	\$95,446	\$289,655	\$371,435	\$533,770	\$197,517	\$1,487,823
Future Earnings (Lost Wages)	\$9,629,872	\$442,286	\$685,805	\$804,718	\$226,066	\$11,788,748
Public Services	\$7,200	\$1,916	\$4,518	\$5,391	\$16,627	\$35,652
Adjudication & Sanctioning	\$850,051	\$93,922	\$99,161	\$104,397	\$13,425	\$1,160,956
Property Damage & Loss	\$185,221	\$70,289	\$230,502	\$356,350	\$2,049,120	\$2,891,482
Subtotal (Monetary Cost)	\$10,767,790	\$898,068	\$1,391,422	\$1,804,627	\$2,502,754	\$17,364,661
Quality of Life	\$60,235,341	\$4,463,221	\$6,570,229	\$4,445,002	\$796,955	\$76,510,747
Total (Comprehensive Cost)	\$71,003,131	\$5,361,288	\$7,961,651	\$6,249,629	\$3,299,708	\$93,875,408

Calhoun County Motorcycle Crashes

Injury Severity	Motorcyclist Crash Victims	Motorcyclist Victim Costs
Fatal	2	\$17,631,846
Serious Injury	9	\$4,597,979
Moderate Injury	30	\$3,564,284
Minor Injury	11	\$1,231,719
Property Damage Only	29	\$115,595
Total	81	\$27,141,423
Average cost of crash casualty		\$335,079

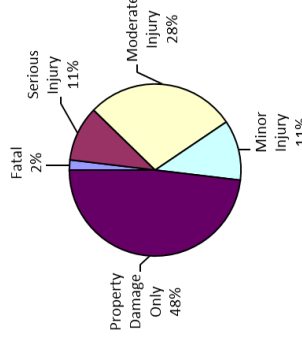
Injury Severity	Non-motorcyclist Crash Victims	Non-motorcyclist Victim Costs
Fatal	0	\$0
Serious Injury	2	\$974,780
Moderate Injury	0	\$0
Minor Injury	1	\$67,200
Property Damage Only	22	\$62,357
Total	25	\$1,104,337
Average cost of crash casualty		\$44,173

Motorcyclist Victim Costs in Motorcycle Crashes in Calhoun County (2015 dollars)						
	Fatal	Serious Injury	Moderate Injury	Minor Injury	Property Damage Only	Total
Medical Care	\$23,861	\$376,001	\$271,102	\$94,667	\$4,012	\$769,644
Future Earnings (Lost Wages)	\$2,418,966	\$551,049	\$457,190	\$155,925	\$6,356	\$3,589,485
Public Services	\$1,577	\$3,182	\$5,178	\$1,806	\$1,745	\$13,488
Adjudication & Sanctioning	\$212,514	\$85,517	\$80,122	\$27,457	\$5,382	\$410,992
Property Damage & Loss	\$25,902	\$88,703	\$235,180	\$63,238	\$67,770	\$600,794
Subtotal (Monetary Cost)	\$2,682,820	\$1,104,451	\$1,048,772	\$363,093	\$85,267	\$5,284,402
Quality of Life	\$14,949,027	\$3,493,527	\$2,515,513	\$968,626	\$30,328	\$21,857,021
Total (Comprehensive Cost)	\$17,631,846	\$4,597,979	\$3,564,284	\$1,231,719	\$115,595	\$27,141,423

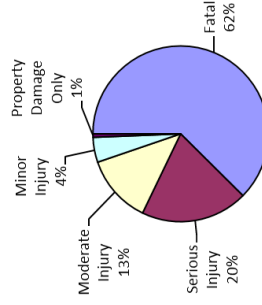
Non-motorcyclist Victim Costs in Motorcycle Crashes in Calhoun County (2015 dollars)						
	Fatal	Serious Injury	Moderate Injury	Minor Injury	Property Damage Only	Total
Medical Care	\$0	\$62,665	\$0	\$5,739	\$0	\$68,404
Future Earnings (Lost Wages)	\$0	\$80,416	\$0	\$8,653	\$1,946	\$91,015
Public Services	\$0	\$348	\$0	\$58	\$461	\$867
Adjudication & Sanctioning	\$0	\$17,077	\$0	\$1,123	\$0	\$18,199
Property Damage & Loss	\$0	\$12,780	\$0	\$3,832	\$59,950	\$76,561
Subtotal (Monetary Cost)	\$0	\$165,285	\$0	\$19,405	\$62,357	\$245,047
Quality of Life	\$0	\$811,495	\$0	\$47,796	\$0	\$859,290
Total (Comprehensive Cost)	\$0	\$974,780	\$0	\$67,200	\$62,357	\$1,104,337

Costs of Motorcycle Crashes in Calhoun County (2015 dollars)						
	Fatal	Serious Injury	Moderate Injury	Minor Injury	Property Damage Only	Total
Medical Care	\$23,861	\$428,665	\$271,102	\$100,407	\$4,012	\$828,048
Future Earnings (Lost Wages)	\$2,418,966	\$631,464	\$457,190	\$164,577	\$8,303	\$3,680,500
Public Services	\$1,577	\$3,530	\$5,178	\$1,864	\$2,206	\$14,355
Adjudication & Sanctioning	\$212,514	\$102,594	\$80,122	\$28,579	\$5,382	\$429,191
Property Damage & Loss	\$25,902	\$101,483	\$235,180	\$67,070	\$127,720	\$577,355
Subtotal (Monetary Cost)	\$2,682,820	\$1,267,736	\$1,048,772	\$382,498	\$147,624	\$5,529,449
Quality of Life	\$14,949,027	\$4,305,022	\$2,515,513	\$916,421	\$30,328	\$22,716,311
Total (Comprehensive Cost)	\$17,631,846	\$5,572,758	\$3,564,284	\$1,298,919	\$177,952	\$28,245,760

Motorcycle Crash Casualties



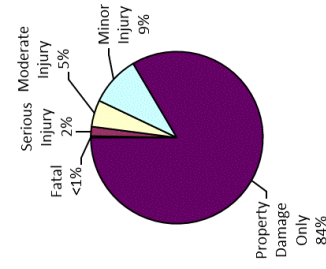
Motorcycle Crash Costs



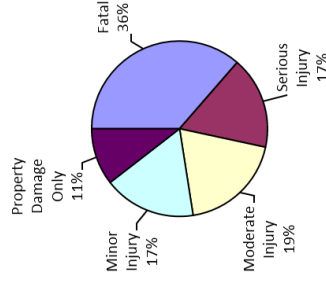
Calhoun County Medium/Large Truck Crashes

Crash Casualty Severity	Crash Casualties	Crash Costs
Fatal	1	\$8,883,936
Serious Injury	6	\$4,155,762
Moderate Injury	17	\$4,675,527
Minor Injury	32	\$4,144,128
Property Damage Only	283	\$2,566,810
Total	339	\$24,426,163
Average cost of crash casualty		\$72,054

Crash Casualties



Crash Costs



	Costs of Medium/Large Truck Crashes in Calhoun County (2015 dollars)					Total
	Fatal	Serious Injury	Moderate Injury	Minor Injury	Property Damage Only	
Medical Care	\$11,931	\$250,482	\$302,685	\$261,280	\$105,842	\$932,220
Future Earnings (Lost Wages)	\$1,203,734	\$715,404	\$867,748	\$697,216	\$772,590	\$4,256,692
Public Services	\$900	\$1,932	\$2,992	\$6,176	\$13,301	\$25,301
Adjudication & Sanctioning	\$106,256	\$96,696	\$117,164	\$95,968	\$88,013	\$504,097
Property Damage & Loss	\$31,697	\$75,330	\$158,440	\$214,688	\$961,917	\$1,442,072
Subtotal (Monetary Cost)	\$1,354,518	\$1,139,844	\$1,449,029	\$1,275,328	\$1,941,663	\$7,160,382
Quality of Life	\$7,529,418	\$3,015,918	\$3,226,498	\$2,868,800	\$625,147	\$17,265,781
Total (Comprehensive Cost)	\$8,883,936	\$4,155,762	\$4,675,527	\$4,144,128	\$2,566,810	\$24,426,163

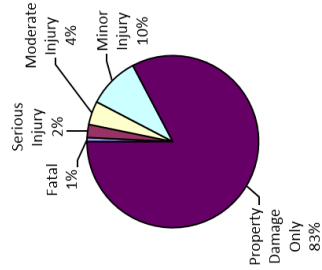
Cass County Traffic Crashes and Crime

Index Crime Category	Number of Index Crimes	Index Crime Costs
Murder	2	\$14,577,616
Rape	35	\$14,025,972
Aggravated Assault	46	\$1,445,813
Robbery	8	\$273,434
Larceny	381	\$1,557,868
Burglary	211	\$940,906
Motor Vehicle Theft	32	\$292,348
Total	715	\$33,113,957
Average cost of index crime		\$46,313

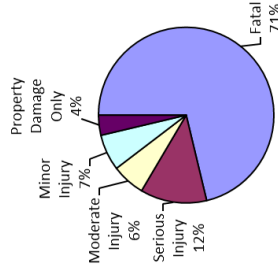
Traffic Crash Casualty Severity	Traffic Crash Casualties	Traffic Crash Costs
Fatal	15	\$133,130,871
Serious Injury	47	\$22,907,322
Moderate Injury	85	\$11,470,176
Minor Injury	185	\$12,432,057
Property Damage Only	1,589	\$6,908,085
Total	1,921	\$186,848,511
Average cost of traffic crash casualty		\$97,266

Costs of Traffic Crashes in Cass County (2015 dollars)						Total
	Fatal	Serious Injury	Moderate Injury	Minor Injury	Property Damage Only	
Medical Care	\$178,961	\$1,237,618	\$535,119	\$1,061,801	\$413,510	\$3,427,008
Future Earnings (Lost Wages)	\$18,056,011	\$1,889,766	\$988,024	\$1,600,784	\$473,278	\$23,007,864
Public Services	\$13,501	\$8,185	\$6,509	\$10,725	\$34,810	\$73,728
Adjudication & Sanctioning	\$1,593,845	\$401,305	\$142,860	\$207,672	\$28,105	\$2,373,787
Property Damage & Loss	\$347,289	\$300,325	\$332,080	\$708,867	\$4,289,923	\$5,978,484
Subtotal (Monetary Cost)	\$20,189,607	\$3,837,198	\$2,004,592	\$3,589,849	\$5,239,625	\$34,860,871
Quality of Life	\$112,941,264	\$19,070,124	\$9,465,564	\$8,842,208	\$1,669,460	\$151,987,640
Total (Comprehensive Cost)	\$133,130,871	\$22,907,322	\$11,470,176	\$12,432,057	\$6,908,085	\$186,848,511

Traffic Crash Casualties

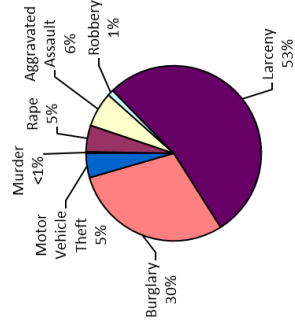


Traffic Crash Costs

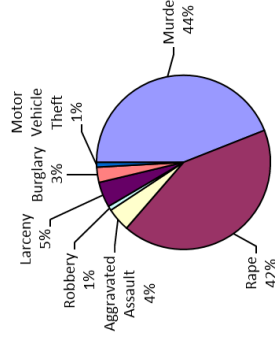


Costs of Index Crimes in Cass County (2015 dollars)								Total
	Murder	Rape	Aggravated Assault	Robbery	Larceny	Burglary	Motor Vehicle Theft	
Medical Care	\$55,475	\$314,386	\$71,196	\$12,275	\$0	\$0	\$0	\$453,333
Future Earnings (Lost Wages)	\$1,837,138	\$196,162	\$50,322	\$12,650	\$10,001	\$6,974	\$3,173	\$2,116,420
Public Services	\$5,692	\$27,590	\$15,376	\$3,233	\$168,011	\$94,881	\$8,600	\$323,183
Adjudication & Sanctioning	\$789,740	\$861,881	\$544,648	\$45,145	\$775,944	\$163,788	\$56,772	\$5,236,918
Property Damage and Loss	\$349	\$5,483	\$3,213	\$9,124	\$355,840	\$539,827	\$205,089	\$1,118,925
Subtotal (Monetary Cost)	\$2,687,395	\$1,405,501	\$884,795	\$82,427	\$1,399,796	\$805,271	\$273,634	\$7,248,779
Quality of Life	\$11,890,221	\$12,620,470	\$761,057	\$191,006	\$248,073	\$135,636	\$18,714	\$25,865,178
Total (Comprehensive Costs)	\$14,577,616	\$14,025,972	\$1,445,813	\$273,434	\$1,557,868	\$940,906	\$292,348	\$33,113,957

Index Crimes



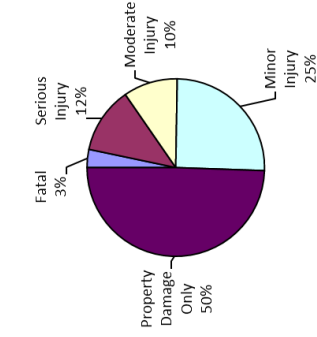
Index Crime Costs



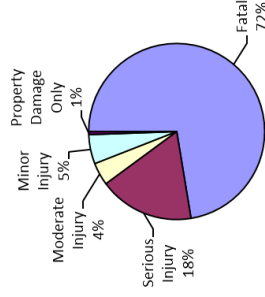
Cass County Alcohol-Involved Crashes

Crash Casualty Severity	Crash Casualties	Crash Costs
Fatal	3	\$26,626,174
Serious Injury	11	\$6,432,332
Moderate Injury	9	\$1,534,411
Minor Injury	23	\$1,979,713
Property Damage Only	45	\$206,027
Total	91	\$36,778,657
Average cost of crash casualty		\$404,161

Crash Casualties



Crash Costs

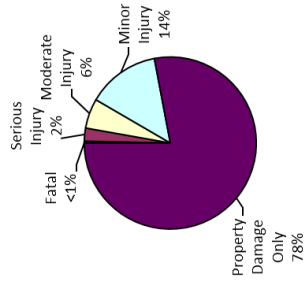


Costs of Alcohol-Involved Crashes in Cass County (2015 dollars)						
	Fatal	Serious Injury	Moderate Injury	Minor Injury	Property Damage Only	Total
Medical Care	\$35,792	\$602,029	\$124,384	\$242,995	\$13,800	\$1,019,000
Future Earnings (Lost Wages)	\$3,611,202	\$931,952	\$230,260	\$365,578	\$15,370	\$5,154,362
Public Services	\$2,700	\$4,280	\$1,562	\$2,527	\$1,305	\$12,374
Adjudication & Sanctioning	\$318,769	\$141,851	\$31,556	\$50,005	\$2,159	\$544,340
Property Damage & Loss	\$69,458	\$124,186	\$67,028	\$144,131	\$123,315	\$528,117
Subtotal (Monetary Cost)	\$4,037,921	\$1,804,298	\$454,788	\$805,237	\$155,949	\$7,258,194
Quality of Life	\$22,588,253	\$4,628,034	\$1,079,623	\$1,174,476	\$50,078	\$29,520,464
Total (Comprehensive Cost)	\$26,626,174	\$6,432,332	\$1,534,411	\$1,979,713	\$206,027	\$36,778,657

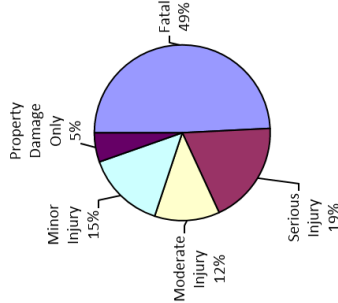
Cass County Teen Driver Crashes

Crash Casualty Severity	Crash Casualties	Crash Costs
Fatal	1	\$8,875,391
Serious Injury	7	\$3,411,729
Moderate Injury	16	\$2,159,092
Minor Injury	39	\$2,620,812
Property Damage Only	223	\$969,480
Total	286	\$18,036,504
Average cost of crash casualty		\$63,065

Crash Casualties



Crash Costs



Costs of Teen Driver Crashes in Cass County (2015 dollars)

	Fatal	Serious Injury	Moderate Injury	Minor Injury	Property Damage Only	Total
Medical Care	\$11,931	\$184,326	\$100,728	\$223,839	\$58,032	\$578,856
Future Earnings (Lost Wages)	\$1,203,734	\$281,455	\$185,981	\$337,463	\$66,420	\$2,075,052
Public Services	\$900	\$1,219	\$1,225	\$2,261	\$4,885	\$10,490
Adjudication & Sanctioning	\$106,256	\$59,769	\$26,891	\$43,779	\$3,944	\$240,640
Property Damage & Loss	\$23,153	\$44,729	\$62,509	\$149,437	\$602,047	\$881,875
Subtotal (Monetary Cost)	\$1,345,974	\$571,498	\$377,335	\$756,779	\$735,328	\$3,786,913
Quality of Life	\$7,529,418	\$2,840,231	\$1,781,757	\$1,864,033	\$234,151	\$14,249,590
Total (Comprehensive Cost)	\$8,875,391	\$3,411,729	\$2,159,092	\$2,620,812	\$969,480	\$18,036,504

Cass County Motorcycle Crashes

Injury Severity	Motorcyclist Crash Victims	Motorcyclist Victim Costs
Fatal	2	\$17,631,846
Serious Injury	2	\$1,021,773
Moderate Injury	5	\$594,047
Minor Injury	6	\$671,847
Property Damage Only	5	\$19,930
Total	20	\$19,939,444
Average cost of crash casualty		\$996,972

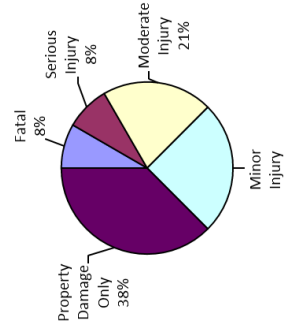
Injury Severity	Non-motorcyclist Crash Victims	Non-motorcyclist Victim Costs
Fatal	0	\$0
Serious Injury	0	\$0
Moderate Injury	0	\$0
Minor Injury	0	\$0
Property Damage Only	4	\$11,338
Total	4	\$11,338
Average cost of crash casualty		\$2,834

Motorcyclist Victim Costs in Motorcycle Crashes in Cass County (2015 dollars)						
	Fatal	Serious Injury	Moderate Injury	Minor Injury	Property Damage Only	Total
Medical Care	\$23,861	\$83,566	\$45,184	\$51,637	\$692	\$204,929
Future Earnings (Lost Wages)	\$2,418,966	\$122,455	\$76,198	\$85,050	\$1,096	\$2,703,765
Public Services	\$1,577	\$707	\$863	\$965	\$301	\$4,433
Adjudication & Sanctioning	\$212,514	\$19,004	\$13,354	\$14,976	\$928	\$260,776
Property Damage & Loss	\$25,902	\$19,712	\$39,197	\$45,403	\$11,685	\$141,898
Subtotal (Monetary Cost)	\$2,682,820	\$245,434	\$174,795	\$198,051	\$14,701	\$3,315,801
Quality of Life	\$14,949,027	\$776,339	\$419,252	\$473,796	\$5,229	\$16,623,643
Total (Comprehensive Cost)	\$17,631,846	\$1,021,773	\$594,047	\$671,847	\$19,930	\$19,939,444

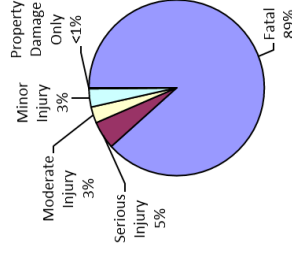
Non-motorcyclist Victim Costs in Motorcycle Crashes in Cass County (2015 dollars)						
	Fatal	Serious Injury	Moderate Injury	Minor Injury	Property Damage Only	Total
Medical Care	\$0	\$0	\$0	\$0	\$0	\$0
Future Earnings (Lost Wages)	\$0	\$0	\$0	\$0	\$354	\$354
Public Services	\$0	\$0	\$0	\$0	\$84	\$84
Adjudication & Sanctioning	\$0	\$0	\$0	\$0	\$0	\$0
Property Damage & Loss	\$0	\$0	\$0	\$0	\$10,900	\$10,900
Subtotal (Monetary Cost)	\$0	\$0	\$0	\$0	\$11,338	\$11,338
Quality of Life	\$0	\$0	\$0	\$0	\$0	\$0
Total (Comprehensive Cost)	\$0	\$0	\$0	\$0	\$11,338	\$11,338

Costs of Motorcycle Crashes in Cass County (2015 dollars)						
	Fatal	Serious Injury	Moderate Injury	Minor Injury	Property Damage Only	Total
Medical Care	\$23,861	\$83,566	\$45,184	\$51,637	\$692	\$204,929
Future Earnings (Lost Wages)	\$2,418,966	\$122,455	\$76,198	\$85,050	\$1,450	\$2,704,119
Public Services	\$1,577	\$707	\$863	\$965	\$385	\$4,516
Adjudication & Sanctioning	\$212,514	\$19,004	\$13,354	\$14,976	\$928	\$260,776
Property Damage & Loss	\$25,902	\$19,712	\$39,197	\$45,403	\$22,585	\$152,798
Subtotal (Monetary Cost)	\$2,682,820	\$245,434	\$174,795	\$198,051	\$26,039	\$3,327,138
Quality of Life	\$14,949,027	\$776,339	\$419,252	\$473,796	\$5,229	\$16,623,643
Total (Comprehensive Cost)	\$17,631,846	\$1,021,773	\$594,047	\$671,847	\$31,268	\$19,950,781

Motorcycle Crash Casualties



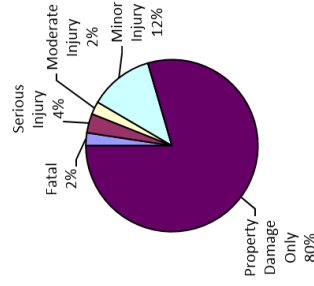
Motorcycle Crash Costs



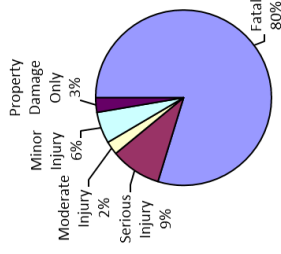
Cass County Medium/Large Truck Crashes

Crash Casualty Severity	Crash Casualties	Crash Costs
Fatal	2	\$17,767,872
Serious Injury	3	\$2,077,881
Moderate Injury	2	\$550,062
Minor Injury	10	\$1,295,040
Property Damage Only	66	\$598,620
Total	83	\$22,289,475
Average cost of crash casualty		\$268,548

Crash Casualties



Crash Costs



Costs of Medium/Large Truck Crashes in Cass County (2015 dollars)						
	Fatal	Serious Injury	Moderate Injury	Minor Injury	Property Damage Only	Total
Medical Care	\$23,861	\$125,241	\$35,610	\$81,650	\$24,684	\$291,046
Future Earnings (Lost Wages)	\$2,407,468	\$357,702	\$102,088	\$217,880	\$180,180	\$3,265,318
Public Services	\$1,800	\$966	\$352	\$1,930	\$3,102	\$8,150
Adjudication & Sanctioning	\$212,513	\$48,348	\$13,784	\$29,990	\$20,526	\$325,161
Property Damage & Loss	\$63,394	\$37,665	\$18,640	\$67,090	\$224,334	\$411,123
Subtotal (Monetary Cost)	\$2,709,036	\$569,922	\$170,474	\$398,540	\$452,826	\$4,300,798
Quality of Life	\$15,058,835	\$1,507,959	\$379,588	\$896,500	\$145,794	\$17,988,676
Total (Comprehensive Cost)	\$17,767,872	\$2,077,881	\$550,062	\$1,295,040	\$598,620	\$22,289,475

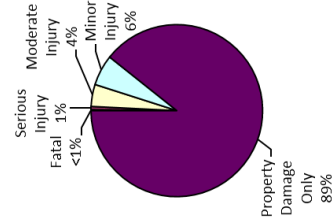
Charlevoix County Traffic Crashes and Crime

Traffic Crash Casualty Severity	Traffic Crash Casualties	Traffic Crash Costs
Fatal	3	\$26,626,174
Serious Injury	9	\$4,386,509
Moderate Injury	63	\$8,501,424
Minor Injury	88	\$5,913,627
Property Damage Only	1,361	\$5,916,868
Total	1,524	\$51,344,603
Average cost of traffic crash casualty		\$33,691

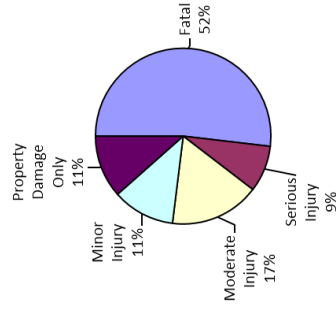
Index Crime Category	Number of Index Crimes	Index Crime Costs
Murder	1	\$7,288,808
Rape	19	\$7,614,099
Aggravated Assault	20	\$628,614
Robbery	0	\$0
Larceny	215	\$879,112
Burglary	40	\$178,371
Motor Vehicle Theft	7	\$63,951
Total	302	\$16,652,955
Average cost of index crime		\$55,142

Costs of Traffic Crashes in Charlevoix County (2015 dollars)						Total
	Fatal	Serious Injury	Moderate Injury	Minor Injury	Property Damage Only	
Medical Care	\$35,792	\$236,991	\$396,618	\$605,073	\$354,177	\$1,528,650
Future Earnings (Lost Wages)	\$3,611,202	\$361,870	\$732,300	\$761,454	\$405,369	\$5,872,196
Public Services	\$2,700	\$1,567	\$4,824	\$5,101	\$29,815	\$44,008
Adjudication & Sanctioning	\$318,769	\$76,846	\$105,884	\$98,784	\$24,072	\$624,356
Property Damage & Loss	\$69,458	\$57,509	\$246,130	\$337,191	\$3,674,377	\$4,384,665
Subtotal (Monetary Cost)	\$4,037,921	\$734,763	\$1,485,756	\$1,707,604	\$4,429,058	\$12,453,874
Quality of Life	\$22,588,253	\$3,651,726	\$7,015,668	\$4,206,023	\$1,429,058	\$38,890,729
Total (Comprehensive Cost)	\$26,626,174	\$4,386,509	\$8,501,424	\$5,913,627	\$5,916,868	\$51,344,603

Traffic Crash Casualties

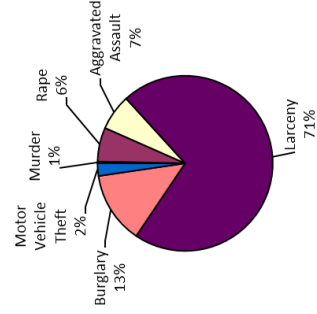


Traffic Crash Costs

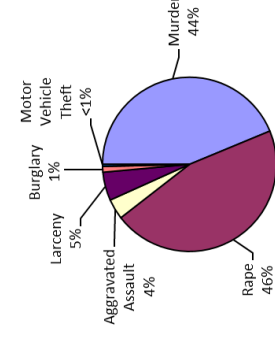


Costs of Index Crimes in Charlevoix County (2015 dollars)								Total
	Murder	Rape	Aggravated Assault	Robbery	Larceny	Burglary	Motor Vehicle Theft	
Medical Care	\$27,738	\$170,867	\$30,955	\$0	\$0	\$0	\$0	\$229,359
Future Earnings (Lost Wages)	\$918,569	\$106,488	\$21,879	\$0	\$5,644	\$1,322	\$694	\$1,054,596
Public Services	\$2,846	\$14,977	\$6,685	\$0	\$94,809	\$17,949	\$1,881	\$139,148
Adjudication & Sanctioning	\$394,370	\$467,878	\$236,803	\$0	\$437,869	\$31,050	\$12,419	\$1,580,389
Property Damage and Loss	\$175	\$2,977	\$1,397	\$0	\$200,802	\$102,337	\$44,863	\$352,550
Subtotal (Monetary Cost)	\$1,543,697	\$762,996	\$297,720	\$0	\$739,124	\$152,858	\$59,857	\$3,356,042
Quality of Life	\$5,945,111	\$6,851,112	\$330,895	\$0	\$139,988	\$25,713	\$4,094	\$13,296,913
Total (Comprehensive Costs)	\$7,288,808	\$7,614,099	\$628,614	\$0	\$879,112	\$178,371	\$63,951	\$16,652,955

Index Crimes



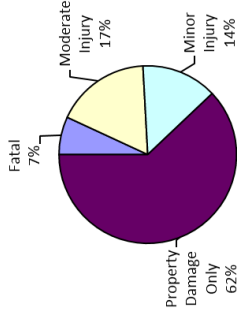
Index Crime Costs



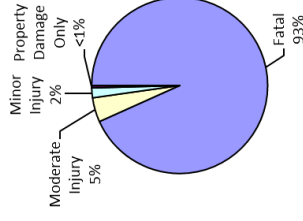
Charlevoix County Alcohol-Involved Crashes

Crash Casualty Severity	Crash Casualties	Crash Costs
Fatal	2	\$17,750,783
Serious Injury	0	\$0
Moderate Injury	5	\$852,451
Minor Injury	4	\$344,298
Property Damage Only	18	\$82,411
Total	29	\$19,029,942
Average cost of crash casualty		\$656,205

Crash Casualties



Crash Costs

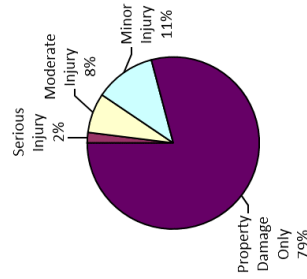


Costs of Alcohol-Involved Crashes in Charlevoix County (2015 dollars)						
	Fatal	Serious Injury	Moderate Injury	Minor Injury	Property Damage Only	Total
Medical Care	\$23,861	\$0	\$69,102	\$42,260	\$5,520	\$140,744
Future Earnings (Lost Wages)	\$2,407,468	\$0	\$127,922	\$63,579	\$6,148	\$2,605,117
Public Services	\$1,800	\$0	\$868	\$439	\$522	\$3,629
Adjudication & Sanctioning	\$212,513	\$0	\$17,531	\$8,697	\$864	\$239,604
Property Damage & Loss	\$46,305	\$0	\$37,238	\$25,066	\$49,326	\$157,935
Subtotal (Monetary Cost)	\$2,691,948	\$0	\$252,660	\$140,041	\$62,380	\$3,147,029
Quality of Life	\$15,058,835	\$0	\$599,790	\$204,257	\$20,031	\$15,882,914
Total (Comprehensive Cost)	\$17,750,783	\$0	\$852,451	\$344,298	\$82,411	\$19,029,942

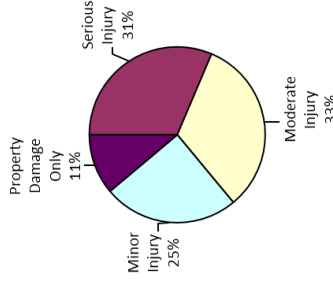
Charlevoix County Teen Driver Crashes

Crash Casualty Severity	Crash Casualties	Crash Costs
Fatal	0	\$0
Serious Injury	4	\$1,949,559
Moderate Injury	15	\$2,024,149
Minor Injury	23	\$1,545,607
Property Damage Only	159	\$691,243
Total	201	\$6,210,558
Average cost of crash casualty		\$30,898

Crash Casualties



Crash Costs



Costs of Teen Driver Crashes in Charlevoix County (2015 dollars)						
	Fatal	Serious Injury	Moderate Injury	Minor Injury	Property Damage Only	Total
Medical Care	\$0	\$105,329	\$94,433	\$132,008	\$41,377	\$373,147
Future Earnings (Lost Wages)	\$0	\$160,831	\$174,357	\$199,016	\$47,358	\$581,562
Public Services	\$0	\$697	\$1,149	\$1,333	\$3,483	\$6,662
Adjudication & Sanctioning	\$0	\$34,154	\$25,211	\$25,819	\$2,812	\$87,995
Property Damage & Loss	\$0	\$25,560	\$58,602	\$88,129	\$429,262	\$601,554
Subtotal (Monetary Cost)	\$0	\$326,570	\$353,751	\$446,306	\$524,292	\$1,650,919
Quality of Life	\$0	\$1,622,989	\$1,670,397	\$1,099,302	\$166,951	\$4,559,639
Total (Comprehensive Cost)	\$0	\$1,949,559	\$2,024,149	\$1,545,607	\$691,243	\$6,210,558

Charlevoix County Motorcycle Crashes

Injury Severity	Motorcyclist Crash Victims	Motorcyclist Victim Costs
Fatal	0	\$0
Serious Injury	1	\$510,887
Moderate Injury	2	\$237,619
Minor Injury	4	\$447,898
Property Damage Only	4	\$15,944
Total	11	\$1,212,347
Average cost of crash casualty		\$110,213

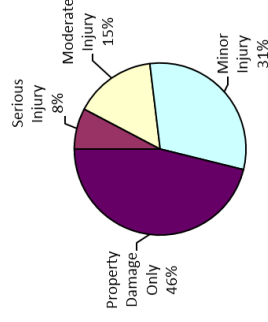
Injury Severity	Non-motorcyclist Crash Victims	Non-motorcyclist Victim Costs
Fatal	0	\$0
Serious Injury	0	\$0
Moderate Injury	0	\$0
Minor Injury	0	\$0
Property Damage Only	2	\$5,669
Total	2	\$5,669
Average cost of crash casualty		\$2,834

Motorcyclist Victim Costs in Motorcycle Crashes in Charlevoix County (2015 dollars)						
	Fatal	Serious Injury	Moderate Injury	Minor Injury	Property Damage Only	Total
Medical Care	\$0	\$41,778	\$18,073	\$34,425	\$553	\$94,829
Future Earnings (Lost Wages)	\$0	\$61,228	\$30,479	\$56,700	\$877	\$149,284
Public Services	\$0	\$354	\$345	\$657	\$241	\$1,596
Adjudication & Sanctioning	\$0	\$9,502	\$5,341	\$9,984	\$742	\$25,570
Property Damage & Loss	\$0	\$9,856	\$15,679	\$30,269	\$9,348	\$65,151
Subtotal (Monetary Cost)	\$0	\$122,777	\$69,918	\$132,034	\$11,761	\$336,430
Quality of Life	\$0	\$388,170	\$167,701	\$315,864	\$4,183	\$875,918
Total (Comprehensive Cost)	\$0	\$510,887	\$237,619	\$447,898	\$15,944	\$1,212,347

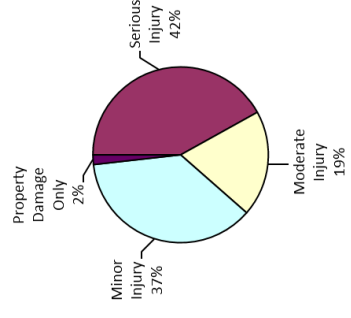
Non-motorcyclist Victim Costs in Motorcycle Crashes in Charlevoix County (2015 dollars)						
	Fatal	Serious Injury	Moderate Injury	Minor Injury	Property Damage Only	Total
Medical Care	\$0	\$0	\$0	\$0	\$0	\$0
Future Earnings (Lost Wages)	\$0	\$0	\$0	\$0	\$177	\$177
Public Services	\$0	\$0	\$0	\$0	\$42	\$42
Adjudication & Sanctioning	\$0	\$0	\$0	\$0	\$0	\$0
Property Damage & Loss	\$0	\$0	\$0	\$0	\$5,450	\$5,450
Subtotal (Monetary Cost)	\$0	\$0	\$0	\$0	\$5,669	\$5,669
Quality of Life	\$0	\$0	\$0	\$0	\$0	\$0
Total (Comprehensive Cost)	\$0	\$0	\$0	\$0	\$5,669	\$5,669

Costs of Motorcycle Crashes in Charlevoix County (2015 dollars)						
	Fatal	Serious Injury	Moderate Injury	Minor Injury	Property Damage Only	Total
Medical Care	\$0	\$41,778	\$18,073	\$34,425	\$553	\$94,829
Future Earnings (Lost Wages)	\$0	\$61,228	\$30,479	\$56,700	\$1,054	\$149,460
Public Services	\$0	\$354	\$345	\$657	\$283	\$1,638
Adjudication & Sanctioning	\$0	\$9,502	\$5,341	\$9,984	\$742	\$25,570
Property Damage & Loss	\$0	\$9,856	\$15,679	\$30,269	\$14,798	\$70,601
Subtotal (Monetary Cost)	\$0	\$122,777	\$69,918	\$132,034	\$17,430	\$342,099
Quality of Life	\$0	\$388,170	\$167,701	\$315,864	\$4,183	\$875,918
Total (Comprehensive Cost)	\$0	\$510,887	\$237,619	\$447,898	\$21,613	\$1,218,016

Motorcycle Crash Casualties



Motorcycle Crash Costs



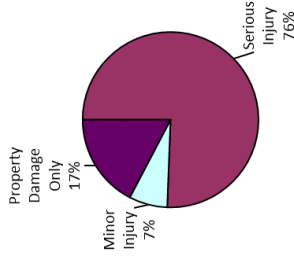
Charlevoix County Medium/Large Truck Crashes

Crash Casualty Severity	Crash Casualties	Crash Costs
Fatal	0	\$0
Serious Injury	2	\$1,385,254
Moderate Injury	0	\$0
Minor Injury	1	\$129,504
Property Damage Only	35	\$317,450
Total	38	\$1,832,208
Average cost of crash casualty		\$48,216

Crash Casualties



Crash Costs



	Costs of Medium/Large Truck Crashes in Charlevoix County (2015 dollars)					Total
	Fatal	Serious Injury	Moderate Injury	Minor Injury	Property Damage Only	
Medical Care	\$0	\$83,494	\$0	\$8,165	\$13,090	\$104,749
Future Earnings (Lost Wages)	\$0	\$238,468	\$0	\$21,788	\$95,550	\$355,806
Public Services	\$0	\$644	\$0	\$193	\$1,645	\$2,482
Adjudication & Sanctioning	\$0	\$32,232	\$0	\$2,999	\$10,885	\$46,116
Property Damage & Loss	\$0	\$25,110	\$0	\$6,709	\$118,965	\$150,784
Subtotal (Monetary Cost)	\$0	\$379,948	\$0	\$39,854	\$240,135	\$659,937
Quality of Life	\$0	\$1,005,306	\$0	\$89,650	\$77,315	\$1,172,271
Total (Comprehensive Cost)	\$0	\$1,385,254	\$0	\$129,504	\$317,450	\$1,832,208

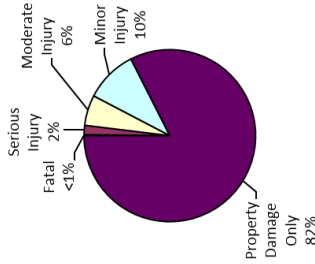
Cheboygan County Traffic Crashes and Crime

Index Crime Category	Number of Index Crimes	Index Crime Costs
Murder	0	\$0
Rape	16	\$6,411,873
Aggravated Assault	12	\$377,169
Robbery	0	\$0
Larceny	191	\$780,979
Burglary	70	\$312,149
Motor Vehicle Theft	11	\$100,495
Total	300	\$7,982,663
Average cost of index crime		\$26,609

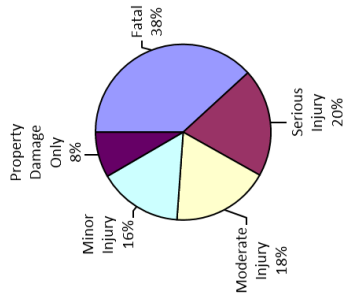
Traffic Crash Casualty Severity	Traffic Crash Casualties	Traffic Crash Costs
Fatal	2	\$17,750,783
Serious Injury	19	\$9,260,407
Moderate Injury	62	\$8,366,481
Minor Injury	107	\$7,190,433
Property Damage Only	895	\$3,890,961
Total	1,085	\$46,459,064
Average cost of traffic crash casualty		\$42,819

Costs of Traffic Crashes in Cheboygan County (2015 dollars)						Total
	Fatal	Serious Injury	Moderate Injury	Minor Injury	Property Damage Only	
Medical Care	\$23,861	\$500,314	\$390,322	\$614,122	\$232,908	\$1,761,528
Future Earnings (Lost Wages)	\$2,407,468	\$763,948	\$720,677	\$925,659	\$266,573	\$5,084,525
Public Services	\$1,800	\$3,309	\$4,748	\$6,203	\$19,606	\$35,666
Adjudication & Sanctioning	\$212,513	\$162,230	\$104,204	\$120,113	\$15,830	\$614,889
Property Damage & Loss	\$46,305	\$121,408	\$242,223	\$409,994	\$2,415,288	\$3,236,217
Subtotal (Monetary Cost)	\$2,691,948	\$1,551,208	\$1,462,173	\$2,076,291	\$2,951,205	\$10,732,824
Quality of Life	\$15,058,835	\$7,709,199	\$6,904,308	\$5,114,142	\$939,756	\$35,726,240
Total (Comprehensive Cost)	\$17,750,783	\$9,260,407	\$8,366,481	\$7,190,433	\$3,890,961	\$46,459,064

Traffic Crash Casualties

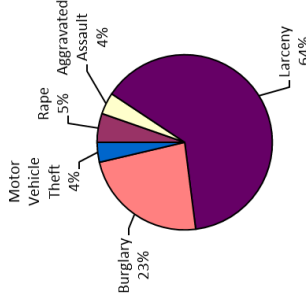


Traffic Crash Costs

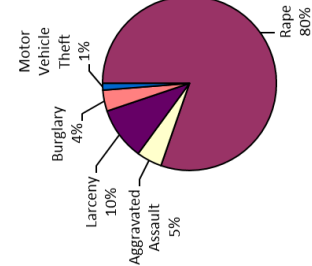


Costs of Index Crimes in Cheboygan County (2015 dollars)								Total
	Murder	Rape	Aggravated Assault	Robbery	Larceny	Burglary	Motor Vehicle Theft	
Medical Care	\$0	\$143,719	\$18,573	\$0	\$0	\$0	\$0	\$162,292
Future Earnings (Lost Wages)	\$0	\$69,674	\$13,127	\$0	\$5,014	\$2,314	\$1,091	\$111,219
Public Services	\$0	\$12,613	\$4,011	\$0	\$84,226	\$31,411	\$2,956	\$135,217
Adjudication & Sanctioning	\$0	\$394,003	\$142,082	\$0	\$388,990	\$54,337	\$19,515	\$998,928
Property Damage and Loss	\$0	\$2,507	\$838	\$0	\$178,387	\$179,090	\$70,498	\$481,321
Subtotal (Monetary Cost)	\$0	\$642,515	\$178,632	\$0	\$666,617	\$287,151	\$94,062	\$1,838,977
Quality of Life	\$0	\$5,769,358	\$198,537	\$0	\$124,362	\$44,998	\$6,433	\$6,143,687
Total (Comprehensive Costs)	\$0	\$6,411,873	\$377,169	\$0	\$780,979	\$312,149	\$100,495	\$7,982,663

Index Crimes



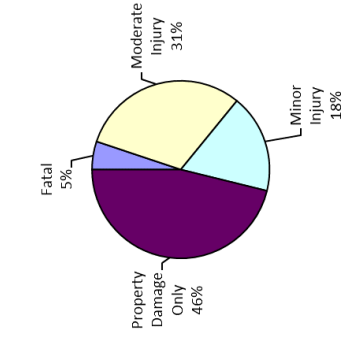
Index Crime Costs



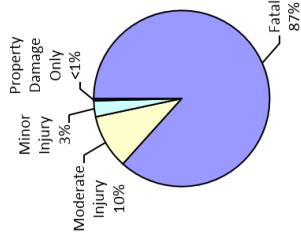
Cheboygan County Alcohol-Involved Crashes

Crash Casualty Severity	Crash Casualties	Crash Costs
Fatal	2	\$17,750,783
Serious Injury	3	\$1,754,272
Moderate Injury	12	\$2,045,882
Minor Injury	7	\$602,521
Property Damage Only	18	\$82,411
Total	42	\$22,235,869
Average cost of crash casualty		\$529,425

Crash Casualties



Crash Costs

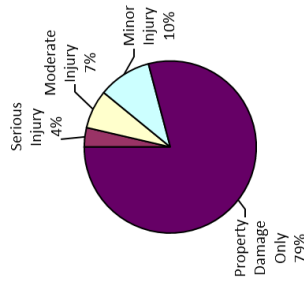


Costs of Alcohol-Involved Crashes in Cheboygan County (2015 dollars)						
	Fatal	Serious Injury	Moderate Injury	Minor Injury	Property Damage Only	Total
Medical Care	\$23,861	\$164,190	\$165,845	\$73,955	\$5,520	\$433,371
Future Earnings (Lost Wages)	\$2,407,468	\$254,169	\$307,013	\$111,263	\$6,148	\$3,086,061
Public Services	\$1,800	\$1,167	\$2,082	\$769	\$522	\$6,341
Adjudication & Sanctioning	\$212,513	\$38,687	\$42,074	\$15,219	\$864	\$309,356
Property Damage & Loss	\$46,305	\$33,869	\$89,370	\$43,866	\$49,326	\$262,736
Subtotal (Monetary Cost)	\$2,691,948	\$492,081	\$606,384	\$245,072	\$62,380	\$4,097,865
Quality of Life	\$15,058,835	\$1,262,191	\$1,439,497	\$357,449	\$20,031	\$18,138,004
Total (Comprehensive Cost)	\$17,750,783	\$1,754,272	\$2,045,882	\$602,521	\$82,411	\$22,235,869

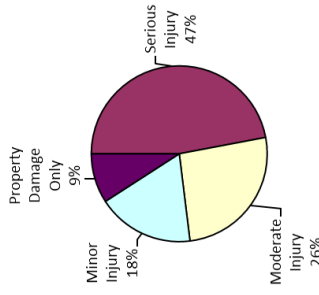
Cheboygan County Teen Driver Crashes

Crash Casualty Severity	Crash Casualties	Crash Costs
Fatal	0	\$0
Serious Injury	4	\$1,949,559
Moderate Injury	8	\$1,079,546
Minor Injury	11	\$739,203
Property Damage Only	87	\$378,227
Total	110	\$4,146,536
Average cost of crash casualty		\$37,696

Crash Casualties



Crash Costs



Costs of Teen Driver Crashes in Cheboygan County (2015 dollars)						
	Fatal	Serious Injury	Moderate Injury	Minor Injury	Property Damage Only	Total
Medical Care	\$0	\$105,329	\$50,364	\$63,134	\$22,640	\$241,468
Future Earnings (Lost Wages)	\$0	\$160,831	\$92,991	\$95,182	\$25,913	\$374,916
Public Services	\$0	\$697	\$613	\$638	\$1,906	\$3,853
Adjudication & Sanctioning	\$0	\$34,154	\$13,446	\$12,348	\$1,539	\$61,486
Property Damage & Loss	\$0	\$25,560	\$31,255	\$42,149	\$234,879	\$333,842
Subtotal (Monetary Cost)	\$0	\$326,570	\$188,667	\$213,450	\$286,877	\$1,015,565
Quality of Life	\$0	\$1,622,989	\$890,878	\$525,753	\$91,351	\$3,130,971
Total (Comprehensive Cost)	\$0	\$1,949,559	\$1,079,546	\$739,203	\$378,227	\$4,146,536

Cheboygan County Motorcycle Crashes

Injury Severity	Motorcyclist Crash Victims	Motorcyclist Victim Costs
Fatal	0	\$0
Serious Injury	3	\$1,532,660
Moderate Injury	2	\$237,619
Minor Injury	6	\$671,847
Property Damage Only	8	\$31,888
Total	19	\$2,474,013
Average cost of crash casualty		\$130,211

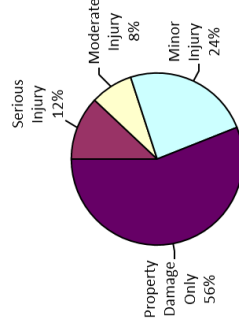
Injury Severity	Non-motorcyclist Crash Victims	Non-motorcyclist Victim Costs
Fatal	0	\$0
Serious Injury	0	\$0
Moderate Injury	0	\$0
Minor Injury	0	\$0
Property Damage Only	6	\$17,007
Total	6	\$17,007
Average cost of crash casualty		\$2,834

Motorcyclist Victim Costs in Motorcycle Crashes in Cheboygan County (2015 dollars)						
	Fatal	Serious Injury	Moderate Injury	Minor Injury	Property Damage Only	Total
Medical Care	\$0	\$125,334	\$18,073	\$51,637	\$1,107	\$196,151
Future Earnings (Lost Wages)	\$0	\$183,683	\$30,479	\$85,050	\$1,753	\$300,965
Public Services	\$0	\$1,061	\$345	\$985	\$481	\$2,872
Adjudication & Sanctioning	\$0	\$28,506	\$5,341	\$14,976	\$1,485	\$50,308
Property Damage & Loss	\$0	\$29,568	\$15,679	\$45,403	\$18,695	\$109,344
Subtotal (Monetary Cost)	\$0	\$368,150	\$69,918	\$198,051	\$23,522	\$659,641
Quality of Life	\$0	\$1,164,509	\$167,701	\$473,796	\$6,366	\$1,814,372
Total (Comprehensive Cost)	\$0	\$1,532,660	\$237,619	\$671,847	\$31,888	\$2,474,013

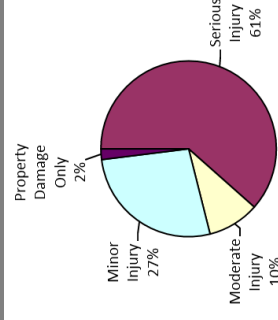
Non-motorcyclist Victim Costs in Motorcycle Crashes in Cheboygan County (2015 dollars)						
	Fatal	Serious Injury	Moderate Injury	Minor Injury	Property Damage Only	Total
Medical Care	\$0	\$0	\$0	\$0	\$0	\$0
Future Earnings (Lost Wages)	\$0	\$0	\$0	\$0	\$531	\$531
Public Services	\$0	\$0	\$0	\$0	\$126	\$126
Adjudication & Sanctioning	\$0	\$0	\$0	\$0	\$0	\$0
Property Damage & Loss	\$0	\$0	\$0	\$0	\$16,350	\$16,350
Subtotal (Monetary Cost)	\$0	\$0	\$0	\$0	\$17,007	\$17,007
Quality of Life	\$0	\$0	\$0	\$0	\$0	\$0
Total (Comprehensive Cost)	\$0	\$0	\$0	\$0	\$17,007	\$17,007

Costs of Motorcycle Crashes in Cheboygan County (2015 dollars)						
	Fatal	Serious Injury	Moderate Injury	Minor Injury	Property Damage Only	Total
Medical Care	\$0	\$125,334	\$18,073	\$51,637	\$1,107	\$196,151
Future Earnings (Lost Wages)	\$0	\$183,683	\$30,479	\$85,050	\$2,284	\$301,496
Public Services	\$0	\$1,061	\$345	\$985	\$607	\$2,998
Adjudication & Sanctioning	\$0	\$28,506	\$5,341	\$14,976	\$1,485	\$50,308
Property Damage & Loss	\$0	\$29,568	\$15,679	\$45,403	\$35,045	\$125,694
Subtotal (Monetary Cost)	\$0	\$368,150	\$69,918	\$198,051	\$40,528	\$676,648
Quality of Life	\$0	\$1,164,509	\$167,701	\$473,796	\$6,366	\$1,814,372
Total (Comprehensive Cost)	\$0	\$1,532,660	\$237,619	\$671,847	\$48,895	\$2,491,020

Motorcycle Crash Casualties



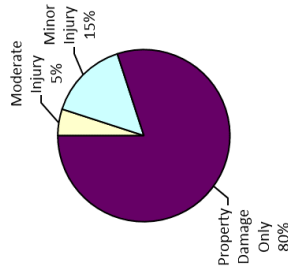
Motorcycle Crash Costs



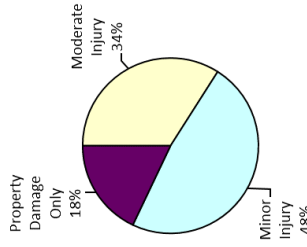
Cheboygan County Medium/Large Truck Crashes

Crash Casualty Severity	Crash Casualties	Crash Costs
Fatal	0	\$0
Serious Injury	0	\$0
Moderate Injury	1	\$275,031
Minor Injury	3	\$388,512
Property Damage Only	16	\$145,120
Total	20	\$808,663
Average cost of crash casualty		\$40,433

Crash Casualties



Crash Costs



Costs of Medium/Large Truck Crashes in Cheboygan County (2015 dollars)						
	Fatal	Serious Injury	Moderate Injury	Minor Injury	Property Damage Only	Total
Medical Care	\$0	\$0	\$17,805	\$24,495	\$5,984	\$48,284
Future Earnings (Lost Wages)	\$0	\$0	\$51,044	\$65,364	\$43,680	\$160,088
Public Services	\$0	\$0	\$176	\$579	\$752	\$1,507
Adjudication & Sanctioning	\$0	\$0	\$6,892	\$8,997	\$4,976	\$20,865
Property Damage & Loss	\$0	\$0	\$9,320	\$20,127	\$54,384	\$83,831
Subtotal (Monetary Cost)	\$0	\$0	\$85,237	\$119,562	\$109,776	\$314,575
Quality of Life	\$0	\$0	\$189,794	\$268,950	\$35,344	\$494,088
Total (Comprehensive Cost)	\$0	\$0	\$275,031	\$388,512	\$145,120	\$808,663

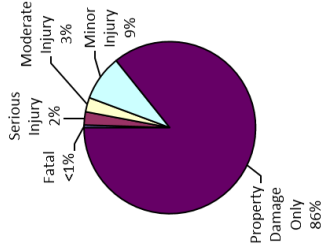
Chippewa County Traffic Crashes and Crime

Index Crime Category	Number of Index Crimes	Index Crime Costs
Murder	1	\$7,288,808
Rape	21	\$8,415,583
Aggravated Assault	38	\$1,194,367
Robbery	0	\$0
Larceny	190	\$776,890
Burglary	77	\$343,364
Motor Vehicle Theft	10	\$91,359
Total	337	\$18,110,370
Average cost of index crime		\$53,740

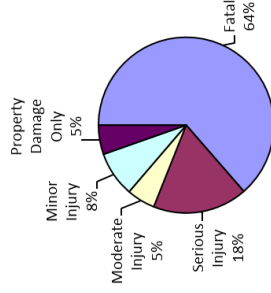
Traffic Crash Casualty Severity	Traffic Crash Casualties	Traffic Crash Costs
Fatal	7	\$62,127,740
Serious Injury	35	\$17,058,644
Moderate Injury	38	\$5,127,843
Minor Injury	121	\$8,131,237
Property Damage Only	1,210	\$5,260,405
Total	1,411	\$97,705,869
Average cost of traffic crash casualty		\$69,246

Costs of Traffic Crashes in Chippewa County (2015 dollars)						
	Fatal	Serious Injury	Moderate Injury	Minor Injury	Property Damage Only	Total
Medical Care	\$83,515	\$821,630	\$239,230	\$694,475	\$314,861	\$2,253,731
Future Earnings (Lost Wages)	\$8,426,138	\$1,407,273	\$441,705	\$1,046,999	\$60,394	\$11,682,510
Public Services	\$6,300	\$6,095	\$2,910	\$7,015	\$26,507	\$48,826
Adjudication & Sanctioning	\$743,794	\$298,844	\$63,867	\$135,829	\$21,401	\$1,263,735
Property Damage & Loss	\$162,068	\$223,646	\$148,459	\$463,638	\$3,266,713	\$4,264,524
Subtotal (Monetary Cost)	\$9,421,817	\$2,857,468	\$896,170	\$2,347,955	\$3,989,897	\$19,513,327
Quality of Life	\$52,705,923	\$14,201,156	\$4,231,673	\$5,783,282	\$1,270,507	\$78,192,542
Total (Comprehensive Cost)	\$62,127,740	\$17,058,644	\$5,127,843	\$8,131,237	\$5,260,405	\$97,705,869

Traffic Crash Casualties

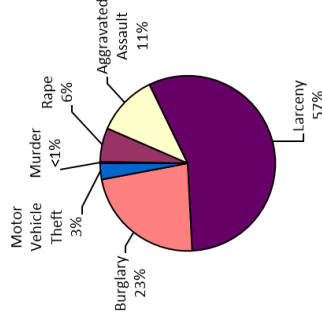


Traffic Crash Costs

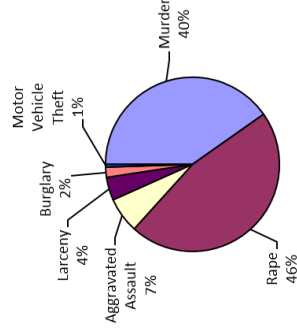


Costs of Index Crimes in Chippewa County (2015 dollars)								
	Murder	Rape	Aggravated Assault	Robbery	Larceny	Burglary	Motor Vehicle Theft	Total
Medical Care	\$27,738	\$188,632	\$58,814	\$0	\$0	\$0	\$0	\$275,184
Future Earnings (Lost Wages)	\$918,589	\$117,697	\$41,570	\$0	\$4,987	\$2,545	\$992	\$1,086,360
Public Services	\$2,846	\$16,554	\$12,702	\$0	\$83,785	\$34,552	\$2,687	\$153,126
Adjudication & Sanctioning	\$394,370	\$517,128	\$449,927	\$0	\$386,954	\$59,771	\$17,741	\$1,825,891
Property Damage and Loss	\$175	\$3,290	\$2,654	\$0	\$177,453	\$198,988	\$64,090	\$444,661
Subtotal (Monetary Cost)	\$1,343,697	\$843,301	\$665,667	\$0	\$663,179	\$293,866	\$65,511	\$3,785,222
Quality of Life	\$5,945,111	\$7,572,282	\$628,700	\$0	\$123,711	\$49,497	\$5,848	\$14,325,149
Total (Comprehensive Costs)	\$7,288,808	\$8,415,583	\$1,194,367	\$0	\$776,890	\$343,364	\$91,359	\$18,110,370

Index Crimes



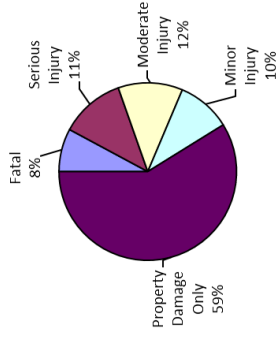
Index Crime Costs



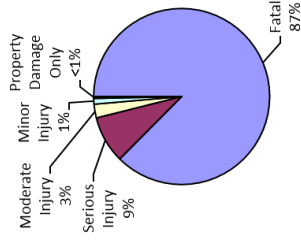
Chippewa County Alcohol-Involved Crashes

Crash Casualty Severity	Crash Casualties	Crash Costs
Fatal	4	\$35,501,566
Serious Injury	6	\$3,508,545
Moderate Injury	6	\$1,022,941
Minor Injury	5	\$430,372
Property Damage Only	30	\$137,351
Total	51	\$40,600,775
Average cost of crash casualty		\$796,094

Crash Casualties



Crash Costs

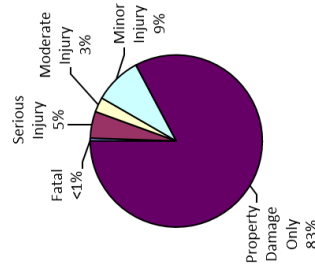


Costs of Alcohol-Involved Crashes in Chippewa County (2015 dollars)						
	Fatal	Serious Injury	Moderate Injury	Minor Injury	Property Damage Only	Total
Medical Care	\$47,723	\$328,379	\$82,922	\$52,825	\$9,200	\$521,050
Future Earnings (Lost Wages)	\$4,814,936	\$508,337	\$153,506	\$79,474	\$10,247	\$5,566,500
Public Services	\$3,600	\$2,334	\$1,041	\$549	\$870	\$8,395
Adjudication & Sanctioning	\$425,025	\$77,373	\$21,037	\$10,871	\$1,439	\$535,746
Property Damage & Loss	\$92,611	\$67,738	\$44,685	\$31,333	\$82,210	\$318,576
Subtotal (Monetary Cost)	\$5,383,895	\$984,163	\$303,192	\$175,051	\$103,966	\$6,950,268
Quality of Life	\$30,117,670	\$2,524,382	\$719,749	\$255,321	\$33,385	\$33,650,507
Total (Comprehensive Cost)	\$35,501,566	\$3,508,545	\$1,022,941	\$430,372	\$137,351	\$40,600,775

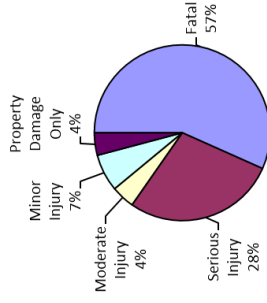
Chippewa County Teen Driver Crashes

Crash Casualty Severity	Crash Casualties	Crash Costs
Fatal	1	\$8,875,391
Serious Injury	9	\$4,386,509
Moderate Injury	5	\$674,716
Minor Injury	16	\$1,075,205
Property Damage Only	149	\$647,769
Total	180	\$15,659,590
Average cost of crash casualty		\$86,998

Crash Casualties



Crash Costs



Costs of Teen Driver Crashes in Chippewa County (2015 dollars)

	Fatal	Serious Injury	Moderate Injury	Minor Injury	Property Damage Only	Total
Medical Care	\$11,931	\$236,991	\$31,478	\$91,831	\$38,775	\$411,005
Future Earnings (Lost Wages)	\$1,203,734	\$361,870	\$58,119	\$138,446	\$44,379	\$1,806,549
Public Services	\$900	\$1,567	\$383	\$928	\$3,264	\$7,042
Adjudication & Sanctioning	\$106,256	\$76,846	\$8,404	\$17,961	\$2,635	\$212,102
Property Damage & Loss	\$23,153	\$57,509	\$19,534	\$61,307	\$402,265	\$563,768
Subtotal (Monetary Cost)	\$1,345,974	\$734,783	\$117,917	\$310,473	\$491,318	\$3,000,465
Quality of Life	\$7,529,418	\$3,651,726	\$556,799	\$764,732	\$156,451	\$12,659,125
Total (Comprehensive Cost)	\$8,875,391	\$4,386,509	\$674,716	\$1,075,205	\$647,769	\$15,659,590

Chippewa County Motorcycle Crashes

Injury Severity	Motorcyclist Crash Victims	Motorcyclist Victim Costs
Fatal	0	\$0
Serious Injury	2	\$1,021,773
Moderate Injury	2	\$237,619
Minor Injury	2	\$223,949
Property Damage Only	2	\$7,972
Total	8	\$1,491,313
Average cost of crash casualty		\$186,414

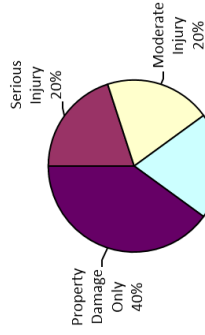
Injury Severity	Non-motorcyclist Crash Victims	Non-motorcyclist Victim Costs
Fatal	0	\$0
Serious Injury	0	\$0
Moderate injury	0	\$0
Minor Injury	0	\$0
Property Damage Only	2	\$5,669
Total	2	\$5,669
Average cost of crash casualty		\$2,834

Motorcyclist Victim Costs in Motorcycle Crashes in Chippewa County (2015 dollars)						
	Fatal	Serious Injury	Moderate Injury	Minor Injury	Property Damage Only	Total
Medical Care	\$0	\$83,566	\$18,073	\$17,212	\$277	\$119,118
Future Earnings (Lost Wages)	\$0	\$122,465	\$30,479	\$28,350	\$438	\$181,723
Public Services	\$0	\$707	\$345	\$328	\$120	\$1,501
Adjudication & Sanctioning	\$0	\$19,004	\$5,341	\$4,992	\$371	\$29,709
Property Damage & Loss	\$0	\$19,712	\$15,679	\$15,134	\$4,674	\$55,198
Subtotal (Monetary Cost)	\$0	\$245,434	\$69,918	\$66,017	\$5,880	\$387,249
Quality of Life	\$0	\$776,339	\$167,701	\$157,932	\$2,092	\$1,104,064
Total (Comprehensive Cost)	\$0	\$1,021,773	\$237,619	\$223,949	\$7,972	\$1,491,313

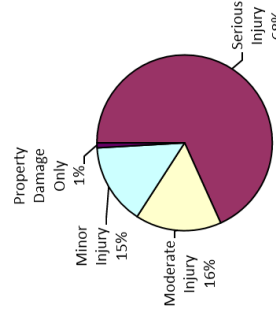
Non-motorcyclist Victim Costs in Motorcycle Crashes in Chippewa County (2015 dollars)						
	Fatal	Serious Injury	Moderate Injury	Minor Injury	Property Damage Only	Total
Medical Care	\$0	\$0	\$0	\$0	\$0	\$0
Future Earnings (Lost Wages)	\$0	\$0	\$0	\$0	\$177	\$177
Public Services	\$0	\$0	\$0	\$0	\$42	\$42
Adjudication & Sanctioning	\$0	\$0	\$0	\$0	\$0	\$0
Property Damage & Loss	\$0	\$0	\$0	\$0	\$5,450	\$5,450
Subtotal (Monetary Cost)	\$0	\$0	\$0	\$0	\$5,669	\$5,669
Quality of Life	\$0	\$0	\$0	\$0	\$0	\$0
Total (Comprehensive Cost)	\$0	\$0	\$0	\$0	\$5,669	\$5,669

Costs of Motorcycle Crashes in Chippewa County (2015 dollars)						
	Fatal	Serious Injury	Moderate Injury	Minor Injury	Property Damage Only	Total
Medical Care	\$0	\$83,566	\$18,073	\$17,212	\$277	\$119,118
Future Earnings (Lost Wages)	\$0	\$122,465	\$30,479	\$28,350	\$615	\$181,900
Public Services	\$0	\$707	\$345	\$328	\$162	\$1,543
Adjudication & Sanctioning	\$0	\$19,004	\$5,341	\$4,992	\$371	\$29,709
Property Damage & Loss	\$0	\$19,712	\$15,679	\$15,134	\$10,124	\$60,648
Subtotal (Monetary Cost)	\$0	\$245,434	\$69,918	\$66,017	\$11,549	\$392,918
Quality of Life	\$0	\$776,339	\$167,701	\$157,932	\$2,092	\$1,104,064
Total (Comprehensive Cost)	\$0	\$1,021,773	\$237,619	\$223,949	\$13,641	\$1,496,982

Motorcycle Crash Casualties



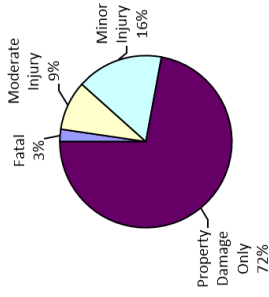
Motorcycle Crash Costs



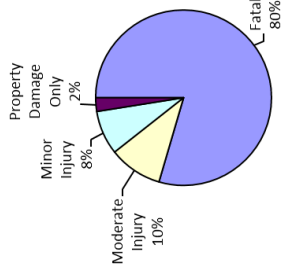
Chippewa County Medium/Large Truck Crashes

Crash Casualty Severity	Crash Casualties	Crash Costs
Fatal	1	\$8,883,936
Serious Injury	0	\$0
Moderate Injury	4	\$1,100,124
Minor Injury	7	\$906,528
Property Damage Only	31	\$281,170
Total	43	\$11,171,758
Average cost of crash casualty		\$259,808

Crash Casualties



Crash Costs



	Costs of Medium/Large Truck Crashes in Chippewa County (2015 dollars)					Total
	Fatal	Serious Injury	Moderate Injury	Minor Injury	Property Damage Only	
Medical Care	\$11,931	\$0	\$71,220	\$57,155	\$11,594	\$151,900
Future Earnings (Lost Wages)	\$1,203,734	\$0	\$204,176	\$152,516	\$84,630	\$1,645,056
Public Services	\$900	\$0	\$704	\$1,351	\$1,457	\$4,412
Adjudication & Sanctioning	\$106,256	\$0	\$27,568	\$20,993	\$9,641	\$164,458
Property Damage & Loss	\$31,697	\$0	\$37,280	\$46,963	\$105,369	\$221,309
Subtotal (Monetary Cost)	\$1,354,518	\$0	\$340,948	\$278,978	\$212,691	\$2,187,135
Quality of Life	\$7,529,418	\$0	\$759,176	\$627,550	\$68,479	\$8,984,623
Total (Comprehensive Cost)	\$8,883,936	\$0	\$1,100,124	\$906,528	\$281,170	\$11,171,758

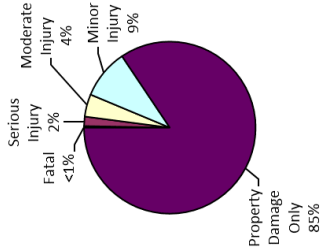
Clare County Traffic Crashes and Crime

Index Crime Category	Number of Index Crimes	Index Crime Costs
Murder	3	\$21,866,424
Rape	50	\$20,037,102
Aggravated Assault	56	\$1,760,120
Robbery	2	\$68,358
Larceny	294	\$1,202,135
Burglary	177	\$789,291
Motor Vehicle Theft	29	\$264,940
Total	611	\$45,988,371
Average cost of index crime		\$75,267

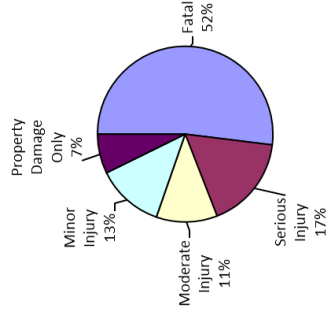
Traffic Crash Casualty Severity	Traffic Crash Casualties	Traffic Crash Costs
Fatal	4	\$35,501,566
Serious Injury	24	\$11,697,356
Moderate Injury	57	\$7,691,765
Minor Injury	126	\$8,467,239
Property Damage Only	1,142	\$4,964,779
Total	1,353	\$68,322,704
Average cost of traffic crash casualty		\$50,497

Costs of Traffic Crashes in Clare County (2015 dollars)						
	Fatal	Serious Injury	Moderate Injury	Minor Injury	Property Damage Only	Total
Medical Care	\$47,723	\$631,975	\$388,844	\$723,172	\$297,166	\$2,058,900
Future Earnings (Lost Wages)	\$4,814,936	\$964,987	\$662,558	\$1,090,264	\$340,141	\$7,872,866
Public Services	\$3,600	\$4,179	\$4,365	\$7,304	\$25,017	\$44,466
Adjudication & Sanctioning	\$425,025	\$204,922	\$95,800	\$141,441	\$20,199	\$887,387
Property Damage & Loss	\$82,611	\$153,357	\$222,689	\$482,796	\$3,083,129	\$4,034,582
Subtotal (Monetary Cost)	\$5,383,895	\$1,959,420	\$1,344,256	\$2,444,978	\$3,765,672	\$14,896,221
Quality of Life	\$30,117,670	\$9,737,936	\$6,347,509	\$6,022,261	\$1,199,107	\$53,424,483
Total (Comprehensive Cost)	\$35,501,566	\$11,697,356	\$7,691,765	\$8,467,239	\$4,964,779	\$68,322,704

Traffic Crash Casualties

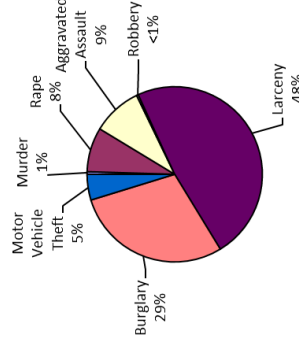


Traffic Crash Costs

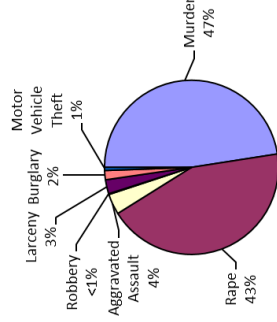


Costs of Index Crimes in Clare County (2015 dollars)								
	Murder	Rape	Aggravated Assault	Robbery	Larceny	Burglary	Motor Vehicle Theft	Total
Medical Care	\$63,213	\$449,123	\$96,674	\$3,069	\$0	\$0	\$0	\$622,079
Future Earnings (Lost Wages)	\$2,755,707	\$280,231	\$61,261	\$3,163	\$7,717	\$5,851	\$2,876	\$3,116,805
Public Services	\$9,537	\$39,414	\$18,719	\$808	\$129,646	\$79,424	\$7,793	\$284,343
Adjudication & Sanctioning	\$1,183,110	\$1,231,258	\$663,050	\$11,266	\$598,760	\$137,966	\$51,450	\$3,876,310
Property Damage and Loss	\$524	\$7,833	\$3,911	\$2,281	\$274,585	\$452,841	\$185,862	\$927,837
Subtotal (Monetary Cost)	\$4,031,092	\$2,007,859	\$833,615	\$20,607	\$1,010,709	\$875,911	\$247,981	\$8,827,374
Quality of Life	\$17,835,332	\$18,029,243	\$926,505	\$47,752	\$191,426	\$113,780	\$16,960	\$37,160,997
Total (Comprehensive Costs)	\$21,866,424	\$20,037,102	\$1,760,120	\$68,358	\$1,202,135	\$789,291	\$264,940	\$45,988,371

Index Crimes



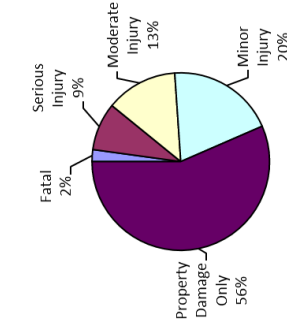
Index Crime Costs



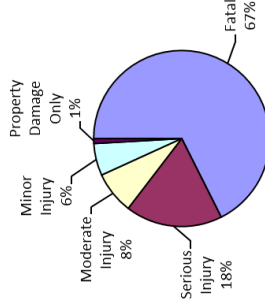
Clare County Alcohol-Involved Crashes

Crash Casualty Severity	Crash Casualties	Crash Costs
Fatal	1	\$8,875,391
Serious Injury	4	\$2,339,030
Moderate Injury	6	\$1,022,941
Minor Injury	9	\$774,670
Property Damage Only	26	\$119,038
Total	46	\$13,131,070
Average cost of crash casualty		\$285,458

Crash Casualties



Crash Costs

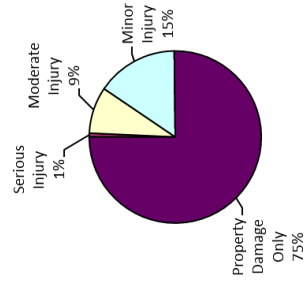


Costs of Alcohol-Involved Crashes in Clare County (2015 dollars)						
	Fatal	Serious Injury	Moderate Injury	Minor Injury	Property Damage Only	Total
Medical Care	\$11,931	\$218,920	\$82,922	\$95,085	\$7,974	\$416,831
Future Earnings (Lost Wages)	\$1,203,734	\$338,892	\$153,506	\$143,052	\$8,881	\$1,848,065
Public Services	\$900	\$1,556	\$1,041	\$989	\$754	\$5,240
Adjudication & Sanctioning	\$106,256	\$51,582	\$21,037	\$19,567	\$1,248	\$199,691
Property Damage & Loss	\$23,153	\$45,159	\$44,685	\$56,399	\$71,249	\$240,644
Subtotal (Monetary Cost)	\$1,345,974	\$656,108	\$303,192	\$315,093	\$90,104	\$2,710,471
Quality of Life	\$7,529,418	\$1,682,921	\$719,749	\$459,578	\$28,934	\$10,420,599
Total (Comprehensive Cost)	\$8,875,391	\$2,339,030	\$1,022,941	\$774,670	\$119,038	\$13,131,070

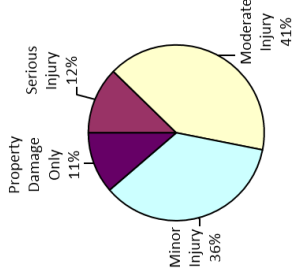
Clare County Teen Driver Crashes

Crash Casualty Severity	Crash Casualties	Crash Costs
Fatal	0	\$0
Serious Injury	1	\$487,390
Moderate Injury	12	\$1,619,319
Minor Injury	21	\$1,411,206
Property Damage Only	103	\$447,787
Total	137	\$3,965,702
Average cost of crash casualty		\$28,947

Crash Casualties



Crash Costs



Costs of Teen Driver Crashes in Clare County (2015 dollars)

	Fatal	Serious Injury	Moderate Injury	Minor Injury	Property Damage Only	Total
Medical Care	\$0	\$26,332	\$75,546	\$120,529	\$26,804	\$249,211
Future Earnings (Lost Wages)	\$0	\$40,208	\$139,486	\$181,711	\$30,678	\$392,082
Public Services	\$0	\$174	\$919	\$1,217	\$2,256	\$4,567
Adjudication & Sanctioning	\$0	\$8,538	\$20,168	\$23,574	\$1,822	\$54,102
Property Damage & Loss	\$0	\$6,390	\$46,882	\$90,466	\$278,076	\$411,813
Subtotal (Monetary Cost)	\$0	\$81,643	\$283,001	\$407,496	\$339,636	\$1,111,776
Quality of Life	\$0	\$405,747	\$1,336,318	\$1,003,710	\$108,151	\$2,853,926
Total (Comprehensive Cost)	\$0	\$487,390	\$1,619,319	\$1,411,206	\$447,787	\$3,965,702

Clare County Motorcycle Crashes

Injury Severity	Motorcyclist Crash Victims	Motorcyclist Victim Costs
Fatal	0	\$0
Serious Injury	0	\$0
Moderate Injury	2	\$237,619
Minor Injury	2	\$223,949
Property Damage Only	3	\$11,958
Total	7	\$473,526
Average cost of crash casualty		\$67,647

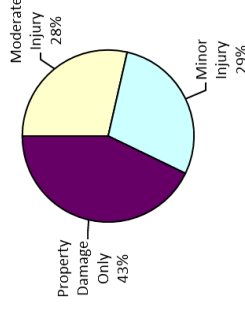
Injury Severity	Non-motorcyclist Crash Victims	Non-motorcyclist Victim Costs
Fatal	0	\$0
Serious Injury	0	\$0
Moderate Injury	0	\$0
Minor Injury	0	\$0
Property Damage Only	0	\$0
Total	0	\$0
Average cost of crash casualty		\$0

Motorcyclist Victim Costs in Motorcycle Crashes in Clare County (2015 dollars)						
	Fatal	Serious Injury	Moderate Injury	Minor Injury	Property Damage Only	Total
Medical Care	\$0	\$0	\$18,073	\$17,212	\$415	\$35,701
Future Earnings (Lost Wages)	\$0	\$0	\$30,479	\$28,350	\$658	\$59,487
Public Services	\$0	\$0	\$345	\$328	\$181	\$854
Adjudication & Sanctioning	\$0	\$0	\$5,341	\$4,992	\$557	\$10,890
Property Damage & Loss	\$0	\$0	\$15,679	\$15,134	\$7,011	\$37,824
Subtotal (Monetary Cost)	\$0	\$0	\$69,918	\$66,017	\$8,821	\$144,756
Quality of Life	\$0	\$0	\$167,701	\$157,932	\$3,137	\$328,770
Total (Comprehensive Cost)	\$0	\$0	\$237,619	\$223,949	\$11,958	\$473,526

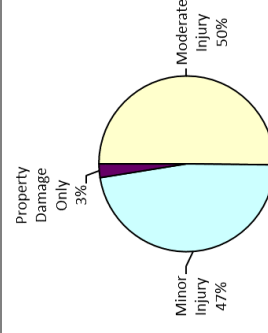
Non-motorcyclist Victim Costs in Motorcycle Crashes in Clare County (2015 dollars)						
	Fatal	Serious Injury	Moderate Injury	Minor Injury	Property Damage Only	Total
Medical Care	\$0	\$0	\$0	\$0	\$0	\$0
Future Earnings (Lost Wages)	\$0	\$0	\$0	\$0	\$0	\$0
Public Services	\$0	\$0	\$0	\$0	\$0	\$0
Adjudication & Sanctioning	\$0	\$0	\$0	\$0	\$0	\$0
Property Damage & Loss	\$0	\$0	\$0	\$0	\$0	\$0
Subtotal (Monetary Cost)	\$0	\$0	\$0	\$0	\$0	\$0
Quality of Life	\$0	\$0	\$0	\$0	\$0	\$0
Total (Comprehensive Cost)	\$0	\$0	\$0	\$0	\$0	\$0

Costs of Motorcycle Crashes in Clare County (2015 dollars)						
	Fatal	Serious Injury	Moderate Injury	Minor Injury	Property Damage Only	Total
Medical Care	\$0	\$0	\$18,073	\$17,212	\$415	\$35,701
Future Earnings (Lost Wages)	\$0	\$0	\$30,479	\$28,350	\$658	\$59,487
Public Services	\$0	\$0	\$345	\$328	\$181	\$854
Adjudication & Sanctioning	\$0	\$0	\$5,341	\$4,992	\$557	\$10,890
Property Damage & Loss	\$0	\$0	\$15,679	\$15,134	\$7,011	\$37,824
Subtotal (Monetary Cost)	\$0	\$0	\$69,918	\$66,017	\$8,821	\$144,756
Quality of Life	\$0	\$0	\$167,701	\$157,932	\$3,137	\$328,770
Total (Comprehensive Cost)	\$0	\$0	\$237,619	\$223,949	\$11,958	\$473,526

Motorcycle Crash Casualties



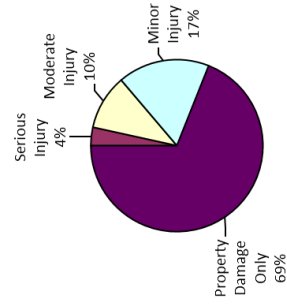
Motorcycle Crash Costs



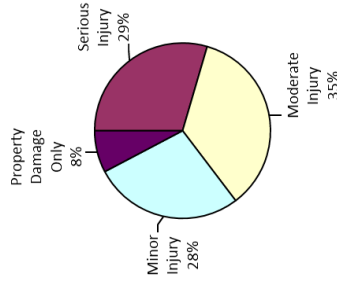
Clare County Medium/Large Truck Crashes

Crash Casualty Severity	Crash Casualties	Crash Costs
Fatal	0	\$0
Serious Injury	1	\$692,627
Moderate Injury	3	\$825,093
Minor Injury	5	\$647,520
Property Damage Only	20	\$181,400
Total	29	\$2,346,640
Average cost of crash casualty		\$80,919

Crash Casualties



Crash Costs



Costs of Medium/Large Truck Crashes in Clare County (2015 dollars)						
	Fatal	Serious Injury	Moderate Injury	Minor Injury	Property Damage Only	Total
Medical Care	\$0	\$41,747	\$53,415	\$40,825	\$7,480	\$143,467
Future Earnings (Lost Wages)	\$0	\$119,234	\$153,132	\$108,940	\$54,600	\$435,906
Public Services	\$0	\$322	\$528	\$965	\$940	\$2,755
Adjudication & Sanctioning	\$0	\$16,116	\$20,676	\$14,995	\$6,220	\$58,007
Property Damage & Loss	\$0	\$12,555	\$27,960	\$33,545	\$67,980	\$142,040
Subtotal (Monetary Cost)	\$0	\$189,974	\$255,711	\$199,270	\$137,220	\$782,175
Quality of Life	\$0	\$502,653	\$569,382	\$448,250	\$44,180	\$1,564,465
Total (Comprehensive Cost)	\$0	\$692,627	\$825,093	\$647,520	\$181,400	\$2,346,640

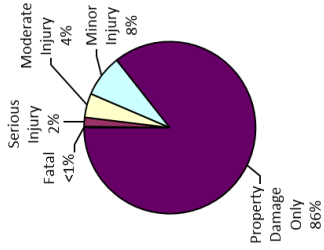
Clinton County Traffic Crashes and Crime

Index Crime Category	Number of Index Crimes	Index Crime Costs
Murder	2	\$14,577,616
Rape	26	\$10,419,293
Aggravated Assault	33	\$1,037,213
Robbery	8	\$273,434
Larceny	322	\$1,316,624
Burglary	156	\$695,646
Motor Vehicle Theft	23	\$210,125
Total	570	\$28,529,951
Average cost of index crime		\$50,053

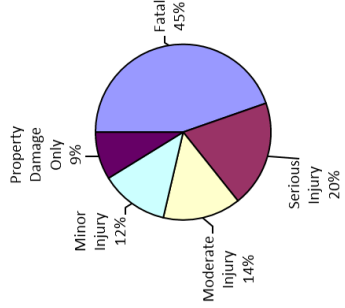
Traffic Crash Casualty Severity	Traffic Crash Casualties	Traffic Crash Costs
Fatal	6	\$53,252,348
Serious Injury	48	\$23,394,712
Moderate Injury	127	\$17,137,792
Minor Injury	223	\$14,985,669
Property Damage Only	2,408	\$10,468,640
Total	2,812	\$119,239,161
Average cost of traffic crash casualty		\$42,404

Costs of Traffic Crashes in Clinton County (2015 dollars)						Total
	Fatal	Serious Injury	Moderate Injury	Minor Injury	Property Damage Only	
Medical Care	\$71,584	\$1,263,960	\$799,531	\$1,279,900	\$626,640	\$4,041,605
Future Earnings (Lost Wages)	\$7,222,404	\$1,929,974	\$1,476,225	\$1,929,594	\$717,215	\$13,275,412
Public Services	\$5,400	\$8,359	\$9,725	\$12,928	\$52,751	\$89,162
Adjudication & Sanctioning	\$637,538	\$409,844	\$213,449	\$250,329	\$42,591	\$1,553,750
Property Damage & Loss	\$138,916	\$306,714	\$496,168	\$854,473	\$6,501,029	\$8,297,298
Subtotal (Monetary Cost)	\$8,075,643	\$3,918,841	\$2,995,096	\$4,327,223	\$7,940,225	\$27,257,228
Quality of Life	\$45,176,506	\$19,475,671	\$14,142,696	\$10,658,446	\$2,528,415	\$91,981,934
Total (Comprehensive Cost)	\$53,252,348	\$23,394,712	\$17,137,792	\$14,985,669	\$10,468,640	\$119,239,161

Traffic Crash Casualties

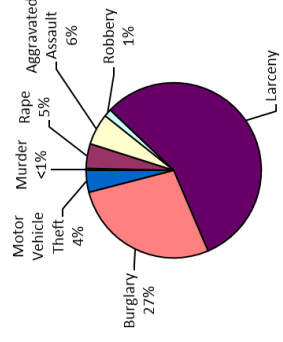


Traffic Crash Costs

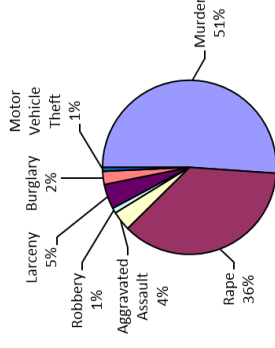


Costs of Index Crimes in Clinton County (2015 dollars)								Total
	Murder	Rape	Aggravated Assault	Robbery	Larceny	Burglary	Motor Vehicle Theft	
Medical Care	\$55,475	\$233,544	\$51,075	\$12,275	\$0	\$0	\$0	\$352,370
Future Earnings (Lost Wages)	\$1,837,138	\$145,720	\$38,100	\$12,650	\$8,452	\$5,156	\$2,281	\$2,047,498
Public Services	\$5,692	\$20,495	\$11,031	\$3,233	\$141,994	\$70,001	\$6,181	\$258,627
Adjudication & Sanctioning	\$789,740	\$640,254	\$390,726	\$45,145	\$665,784	\$121,094	\$40,805	\$2,682,550
Property Damage and Loss	\$349	\$4,073	\$2,305	\$9,124	\$300,736	\$399,114	\$147,408	\$863,109
Subtotal (Monetary Cost)	\$2,687,395	\$1,044,087	\$491,238	\$82,427	\$1,106,967	\$895,966	\$196,674	\$6,204,153
Quality of Life	\$11,890,221	\$9,375,206	\$545,976	\$191,006	\$209,657	\$100,280	\$13,451	\$22,325,798
Total (Comprehensive Costs)	\$14,577,616	\$10,419,293	\$1,037,213	\$273,434	\$1,316,624	\$695,646	\$210,125	\$28,529,951

Index Crimes



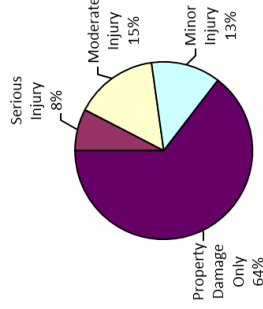
Index Crime Costs



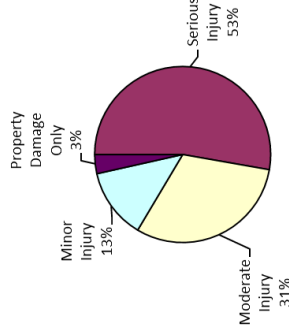
Clinton County Alcohol-Involved Crashes

Crash Casualty Severity	Crash Casualties	Crash Costs
Fatal	0	\$0
Serious Injury	6	\$3,508,545
Moderate Injury	12	\$2,045,882
Minor Injury	10	\$860,745
Property Damage Only	51	\$233,498
Total	79	\$6,648,668
Average cost of crash casualty		\$84,160

Crash Casualties



Crash Costs

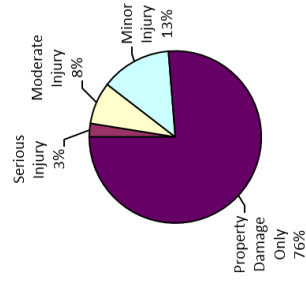


Costs of Alcohol-Involved Crashes in Clinton County (2015 dollars)						
	Fatal	Serious Injury	Moderate Injury	Minor Injury	Property Damage Only	Total
Medical Care	\$0	\$328,379	\$165,845	\$105,650	\$15,641	\$615,515
Future Earnings (Lost Wages)	\$0	\$508,337	\$307,013	\$158,947	\$17,419	\$991,717
Public Services	\$0	\$2,334	\$2,082	\$1,099	\$1,479	\$6,994
Adjudication & Sanctioning	\$0	\$77,373	\$42,074	\$21,741	\$2,447	\$143,636
Property Damage & Loss	\$0	\$67,738	\$89,370	\$62,666	\$139,757	\$359,531
Subtotal (Monetary Cost)	\$0	\$984,163	\$606,384	\$350,103	\$176,743	\$2,117,393
Quality of Life	\$0	\$2,524,382	\$1,439,497	\$510,642	\$56,755	\$4,531,276
Total (Comprehensive Cost)	\$0	\$3,508,545	\$2,045,882	\$860,745	\$233,498	\$6,648,668

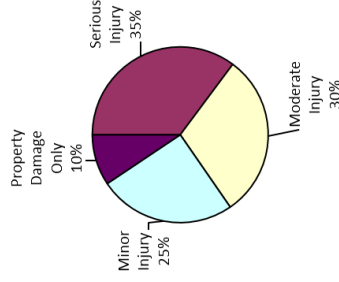
Clinton County Teen Driver Crashes

Crash Casualty Severity	Crash Casualties	Crash Costs
Fatal	0	\$0
Serious Injury	10	\$4,873,898
Moderate Injury	31	\$4,183,241
Minor Injury	52	\$3,494,416
Property Damage Only	299	\$1,299,885
Total	392	\$13,851,440
Average cost of crash casualty		\$35,335

Crash Casualties



Crash Costs



Costs of Teen Driver Crashes in Clinton County (2015 dollars)						
	Fatal	Serious Injury	Moderate Injury	Minor Injury	Property Damage Only	Total
Medical Care	\$0	\$263,323	\$195,161	\$298,452	\$77,810	\$834,746
Future Earnings (Lost Wages)	\$0	\$402,078	\$360,338	\$449,950	\$89,056	\$1,301,423
Public Services	\$0	\$1,741	\$2,374	\$3,015	\$6,550	\$13,680
Adjudication & Sanctioning	\$0	\$85,384	\$52,102	\$58,373	\$5,288	\$201,147
Property Damage & Loss	\$0	\$63,899	\$121,111	\$199,249	\$807,229	\$1,191,489
Subtotal (Monetary Cost)	\$0	\$816,425	\$731,086	\$1,009,039	\$985,933	\$3,542,483
Quality of Life	\$0	\$4,057,473	\$3,452,154	\$2,485,377	\$313,952	\$10,308,957
Total (Comprehensive Cost)	\$0	\$4,873,898	\$4,183,241	\$3,494,416	\$1,299,885	\$13,851,440

Clinton County Motorcycle Crashes

Injury Severity	Motorcyclist Crash Victims	Motorcyclist Victim Costs
Fatal	0	\$0
Serious Injury	6	\$3,065,319
Moderate Injury	14	\$1,663,333
Minor Injury	4	\$447,898
Property Damage Only	6	\$23,916
Total	30	\$5,200,466
Average cost of crash casualty		\$173,349

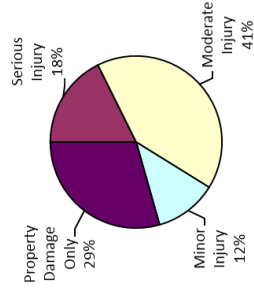
Injury Severity	Non-motorcyclist Crash Victims	Non-motorcyclist Victim Costs
Fatal	0	\$0
Serious Injury	0	\$0
Moderate injury	0	\$0
Minor Injury	0	\$0
Property Damage Only	4	\$11,338
Total	4	\$11,338
Average cost of crash casualty		\$2,834

Motorcyclist Victim Costs in Motorcycle Crashes in Clinton County (2015 dollars)						
	Fatal	Serious Injury	Moderate Injury	Minor Injury	Property Damage Only	Total
Medical Care	\$0	\$250,667	\$126,514	\$34,425	\$830	\$412,436
Future Earnings (Lost Wages)	\$0	\$367,366	\$213,355	\$56,700	\$1,315	\$638,736
Public Services	\$0	\$2,121	\$2,416	\$657	\$361	\$5,556
Adjudication & Sanctioning	\$0	\$57,011	\$37,390	\$9,984	\$1,114	\$105,500
Property Damage & Loss	\$0	\$59,135	\$109,751	\$30,269	\$14,021	\$213,176
Subtotal (Monetary Cost)	\$0	\$736,301	\$489,427	\$132,034	\$17,641	\$1,375,403
Quality of Life	\$0	\$2,329,018	\$1,173,906	\$315,864	\$6,275	\$3,825,063
Total (Comprehensive Cost)	\$0	\$3,065,319	\$1,663,333	\$447,898	\$23,916	\$5,200,466

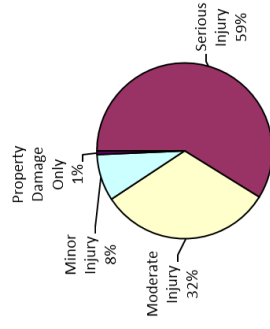
Non-motorcyclist Victim Costs in Motorcycle Crashes in Clinton County (2015 dollars)						
	Fatal	Serious Injury	Moderate Injury	Minor Injury	Property Damage Only	Total
Medical Care	\$0	\$0	\$0	\$0	\$0	\$0
Future Earnings (Lost Wages)	\$0	\$0	\$0	\$0	\$354	\$354
Public Services	\$0	\$0	\$0	\$0	\$84	\$84
Adjudication & Sanctioning	\$0	\$0	\$0	\$0	\$0	\$0
Property Damage & Loss	\$0	\$0	\$0	\$0	\$10,900	\$10,900
Subtotal (Monetary Cost)	\$0	\$0	\$0	\$0	\$11,338	\$11,338
Quality of Life	\$0	\$0	\$0	\$0	\$0	\$0
Total (Comprehensive Cost)	\$0	\$0	\$0	\$0	\$11,338	\$11,338

Costs of Motorcycle Crashes in Clinton County (2015 dollars)						
	Fatal	Serious Injury	Moderate Injury	Minor Injury	Property Damage Only	Total
Medical Care	\$0	\$250,667	\$126,514	\$34,425	\$830	\$412,436
Future Earnings (Lost Wages)	\$0	\$367,366	\$213,355	\$56,700	\$1,669	\$639,090
Public Services	\$0	\$2,121	\$2,416	\$657	\$445	\$5,639
Adjudication & Sanctioning	\$0	\$57,011	\$37,390	\$9,984	\$1,114	\$105,500
Property Damage & Loss	\$0	\$59,135	\$109,751	\$30,269	\$24,921	\$224,076
Subtotal (Monetary Cost)	\$0	\$736,301	\$489,427	\$132,034	\$28,979	\$1,386,740
Quality of Life	\$0	\$2,329,018	\$1,173,906	\$315,864	\$6,275	\$3,825,063
Total (Comprehensive Cost)	\$0	\$3,065,319	\$1,663,333	\$447,898	\$35,254	\$5,211,803

Motorcycle Crash Casualties



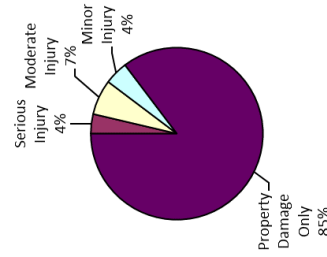
Motorcycle Crash Costs



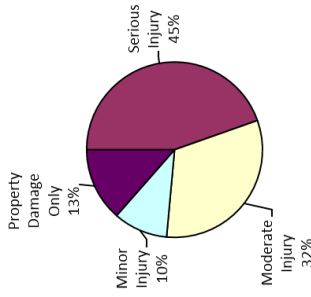
Clinton County Medium/Large Truck Crashes

Crash Casualty Severity	Crash Casualties	Crash Costs
Fatal	0	\$0
Serious Injury	5	\$3,463,135
Moderate Injury	9	\$2,475,279
Minor Injury	6	\$777,024
Property Damage Only	116	\$1,052,120
Total	136	\$7,767,558
Average cost of crash casualty		\$57,114

Crash Casualties



Crash Costs



Costs of Medium/Large Truck Crashes in Clinton County (2015 dollars)						
	Fatal	Serious Injury	Moderate Injury	Minor Injury	Property Damage Only	Total
Medical Care	\$0	\$208,735	\$160,245	\$48,990	\$43,384	\$461,354
Future Earnings (Lost Wages)	\$0	\$596,170	\$459,396	\$130,728	\$316,680	\$1,502,974
Public Services	\$0	\$1,610	\$1,584	\$1,158	\$5,452	\$9,804
Adjudication & Sanctioning	\$0	\$80,580	\$62,028	\$17,994	\$36,076	\$196,678
Property Damage & Loss	\$0	\$62,775	\$83,880	\$40,254	\$394,284	\$581,193
Subtotal (Monetary Cost)	\$0	\$949,870	\$767,133	\$239,124	\$795,876	\$2,752,003
Quality of Life	\$0	\$2,513,265	\$1,708,146	\$537,900	\$256,244	\$5,015,555
Total (Comprehensive Cost)	\$0	\$3,463,135	\$2,475,279	\$777,024	\$1,052,120	\$7,767,558

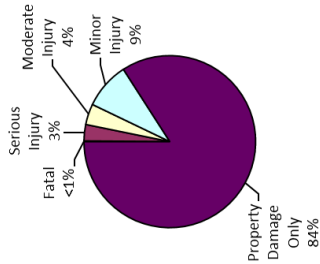
Crawford County Traffic Crashes and Crime

Index Crime Category	Number of Index Crimes	Index Crime Costs
Murder	0	\$0
Rape	17	\$6,812,615
Aggravated Assault	22	\$691,476
Robbery	1	\$34,179
Larceny	158	\$646,045
Burglary	56	\$249,719
Motor Vehicle Theft	8	\$73,087
Total	262	\$8,507,121
Average cost of index crime		\$32,470

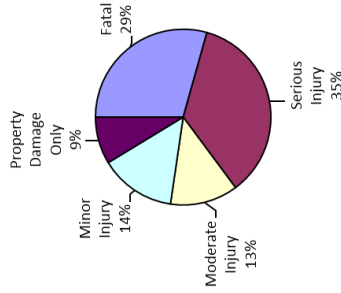
Traffic Crash Casualty Severity	Traffic Crash Casualties	Traffic Crash Costs
Fatal	1	\$8,875,391
Serious Injury	22	\$10,722,576
Moderate Injury	28	\$3,778,411
Minor Injury	63	\$4,233,619
Property Damage Only	603	\$2,621,507
Total	717	\$30,231,506
Average cost of traffic crash casualty		\$42,164

Costs of Traffic Crashes in Crawford County (2015 dollars)						
	Fatal	Serious Injury	Moderate Injury	Minor Injury	Property Damage Only	Total
Medical Care	\$11,931	\$79,310	\$176,274	\$361,586	\$156,920	\$1,286,022
Future Earnings (Lost Wages)	\$1,203,734	\$884,572	\$325,467	\$645,132	\$179,602	\$3,138,506
Public Services	\$900	\$3,831	\$2,144	\$3,652	\$13,210	\$23,737
Adjudication & Sanctioning	\$106,256	\$187,845	\$47,060	\$70,721	\$10,665	\$422,547
Property Damage & Loss	\$23,153	\$140,577	\$109,391	\$241,388	\$1,627,967	\$2,142,476
Subtotal (Monetary Cost)	\$1,345,974	\$1,796,135	\$660,336	\$1,222,489	\$1,985,354	\$7,013,288
Quality of Life	\$7,529,418	\$8,926,441	\$3,118,075	\$3,011,130	\$633,154	\$23,218,218
Total (Comprehensive Cost)	\$8,875,391	\$10,722,576	\$3,778,411	\$4,233,619	\$2,621,507	\$30,231,506

Traffic Crash Casualties

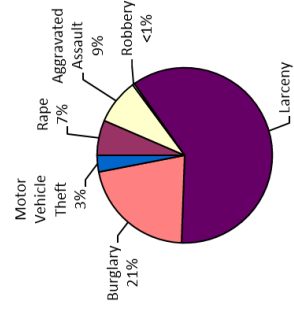


Traffic Crash Costs

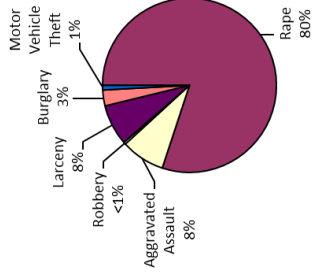


Costs of Index Crimes in Crawford County (2015 dollars)								
	Murder	Rape	Aggravated Assault	Robbery	Larceny	Burglary	Motor Vehicle Theft	Total
Medical Care	\$0	\$152,702	\$34,050	\$1,554	\$0	\$0	\$0	\$188,287
Future Earnings (Lost Wages)	\$0	\$95,279	\$24,067	\$1,581	\$4,147	\$1,851	\$793	\$127,718
Public Services	\$0	\$13,401	\$7,354	\$404	\$69,674	\$25,129	\$2,150	\$118,111
Adjudication & Sanctioning	\$0	\$418,628	\$260,484	\$5,643	\$321,782	\$43,470	\$14,193	\$1,064,200
Property Damage and Loss	\$0	\$2,663	\$1,537	\$1,141	\$147,566	\$143,272	\$51,272	\$347,450
Subtotal (Monetary Cost)	\$0	\$682,672	\$327,492	\$10,303	\$543,170	\$213,721	\$68,408	\$1,845,767
Quality of Life	\$0	\$6,129,943	\$363,984	\$23,876	\$102,875	\$35,998	\$4,679	\$6,661,354
Total (Comprehensive Costs)	\$0	\$6,812,615	\$691,476	\$34,179	\$646,045	\$249,719	\$73,087	\$8,507,121

Index Crimes



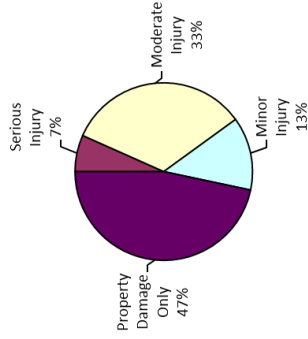
Index Crime Costs



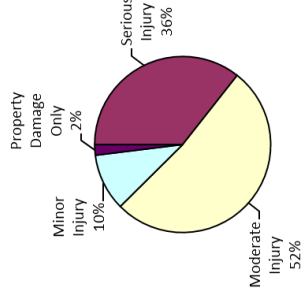
Crawford County Alcohol-Involved Crashes

Crash Casualty Severity	Crash Casualties	Crash Costs
Fatal	0	\$0
Serious Injury	1	\$584,757
Moderate Injury	5	\$852,451
Minor Injury	2	\$172,149
Property Damage Only	7	\$32,049
Total	15	\$1,641,406
Average cost of crash casualty		\$109,427

Crash Casualties



Crash Costs

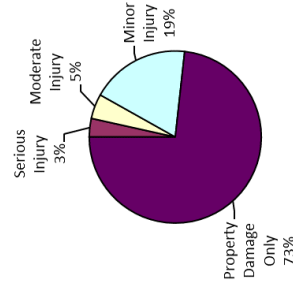


Costs of Alcohol-Involved Crashes in Crawford County (2015 dollars)						
	Fatal	Serious Injury	Moderate Injury	Minor Injury	Property Damage Only	Total
Medical Care	\$0	\$54,730	\$69,102	\$21,130	\$2,147	\$147,109
Future Earnings (Lost Wages)	\$0	\$84,723	\$127,922	\$31,789	\$2,391	\$246,825
Public Services	\$0	\$389	\$868	\$220	\$203	\$1,679
Adjudication & Sanctioning	\$0	\$12,896	\$17,531	\$4,348	\$336	\$35,111
Property Damage & Loss	\$0	\$11,290	\$37,238	\$12,533	\$19,182	\$80,243
Subtotal (Monetary Cost)	\$0	\$164,027	\$252,660	\$70,021	\$24,259	\$510,967
Quality of Life	\$0	\$420,730	\$599,790	\$102,128	\$7,790	\$1,130,439
Total (Comprehensive Cost)	\$0	\$584,757	\$852,451	\$172,149	\$32,049	\$1,641,406

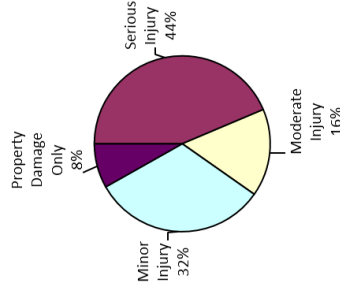
Crawford County Teen Driver Crashes

Crash Casualty Severity	Crash Casualties	Crash Costs
Fatal	0	\$0
Serious Injury	3	\$1,462,170
Moderate Injury	4	\$539,773
Minor Injury	16	\$1,075,205
Property Damage Only	63	\$273,889
Total	86	\$3,351,036
Average cost of crash casualty		\$38,966

Crash Casualties



Crash Costs



Costs of Teen Driver Crashes in Crawford County (2015 dollars)						
	Fatal	Serious Injury	Moderate Injury	Minor Injury	Property Damage Only	Total
Medical Care	\$0	\$78,997	\$25,182	\$91,831	\$16,395	\$212,405
Future Earnings (Lost Wages)	\$0	\$120,623	\$46,495	\$138,446	\$18,764	\$324,329
Public Services	\$0	\$522	\$306	\$928	\$1,380	\$3,136
Adjudication & Sanctioning	\$0	\$25,615	\$6,723	\$17,961	\$1,114	\$51,413
Property Damage & Loss	\$0	\$19,170	\$15,627	\$61,307	\$170,085	\$266,189
Subtotal (Monetary Cost)	\$0	\$244,928	\$94,334	\$310,473	\$207,738	\$857,473
Quality of Life	\$0	\$1,217,242	\$445,439	\$764,732	\$66,150	\$2,493,563
Total (Comprehensive Cost)	\$0	\$1,462,170	\$539,773	\$1,075,205	\$273,889	\$3,351,036

Crawford County Motorcycle Crashes

Injury Severity	Motorcyclist Crash Victims	Motorcyclist Victim Costs
Fatal	0	\$0
Serious Injury	1	\$510,887
Moderate Injury	1	\$118,809
Minor Injury	1	\$111,974
Property Damage Only	2	\$7,972
Total	5	\$749,642
Average cost of crash casualty		\$149,928

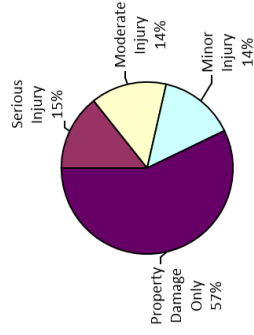
Injury Severity	Non-motorcyclist Crash Victims	Non-motorcyclist Victim Costs
Fatal	0	\$0
Serious Injury	0	\$0
Moderate injury	0	\$0
Minor Injury	0	\$0
Property Damage Only	2	\$5,669
Total	2	\$5,669
Average cost of crash casualty		\$2,834

Motorcyclist Victim Costs in Motorcycle Crashes in Crawford County (2015 dollars)						
	Fatal	Serious Injury	Moderate Injury	Minor Injury	Property Damage Only	Total
Medical Care	\$0	\$41,778	\$9,037	\$8,606	\$277	\$59,687
Future Earnings (Lost Wages)	\$0	\$61,228	\$15,240	\$14,175	\$438	\$91,081
Public Services	\$0	\$354	\$173	\$164	\$120	\$811
Adjudication & Sanctioning	\$0	\$9,502	\$2,671	\$2,496	\$371	\$15,040
Property Damage & Loss	\$0	\$9,866	\$7,839	\$7,567	\$4,674	\$29,936
Subtotal (Monetary Cost)	\$0	\$122,717	\$34,959	\$33,008	\$5,860	\$196,565
Quality of Life	\$0	\$388,170	\$83,850	\$78,966	\$2,092	\$553,078
Total (Comprehensive Cost)	\$0	\$510,887	\$118,809	\$111,974	\$7,972	\$749,642

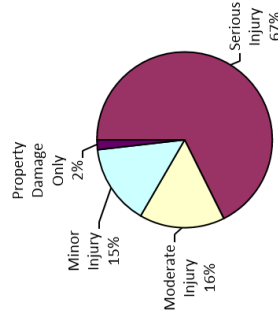
Non-motorcyclist Victim Costs in Motorcycle Crashes in Crawford County (2015 dollars)						
	Fatal	Serious Injury	Moderate Injury	Minor Injury	Property Damage Only	Total
Medical Care	\$0	\$0	\$0	\$0	\$0	\$0
Future Earnings (Lost Wages)	\$0	\$0	\$0	\$0	\$177	\$177
Public Services	\$0	\$0	\$0	\$0	\$42	\$42
Adjudication & Sanctioning	\$0	\$0	\$0	\$0	\$0	\$0
Property Damage & Loss	\$0	\$0	\$0	\$0	\$5,450	\$5,450
Subtotal (Monetary Cost)	\$0	\$0	\$0	\$0	\$5,669	\$5,669
Quality of Life	\$0	\$0	\$0	\$0	\$0	\$0
Total (Comprehensive Cost)	\$0	\$0	\$0	\$0	\$5,669	\$5,669

Costs of Motorcycle Crashes in Crawford County (2015 dollars)						
	Fatal	Serious Injury	Moderate Injury	Minor Injury	Property Damage Only	Total
Medical Care	\$0	\$41,778	\$9,037	\$8,606	\$277	\$59,687
Future Earnings (Lost Wages)	\$0	\$61,228	\$15,240	\$14,175	\$615	\$91,258
Public Services	\$0	\$354	\$173	\$164	\$162	\$853
Adjudication & Sanctioning	\$0	\$9,502	\$2,671	\$2,496	\$371	\$15,040
Property Damage & Loss	\$0	\$9,866	\$7,839	\$7,567	\$10,124	\$35,386
Subtotal (Monetary Cost)	\$0	\$122,717	\$34,959	\$33,008	\$11,549	\$202,234
Quality of Life	\$0	\$388,170	\$83,850	\$78,966	\$2,092	\$553,078
Total (Comprehensive Cost)	\$0	\$510,887	\$118,809	\$111,974	\$13,641	\$755,311

Motorcycle Crash Casualties



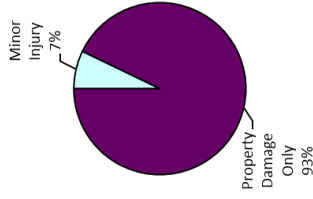
Motorcycle Crash Costs



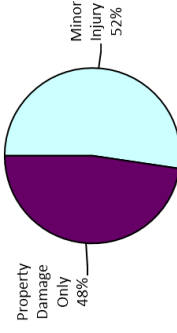
Crawford County Medium/Large Truck Crashes

Crash Casualty Severity	Crash Casualties	Crash Costs
Fatal	0	\$0
Serious Injury	0	\$0
Moderate Injury	0	\$0
Minor Injury	1	\$129,504
Property Damage Only	13	\$117,910
Total	14	\$247,414
Average cost of crash casualty		\$17,672

Crash Casualties



Crash Costs



Costs of Medium/Large Truck Crashes in Crawford County (2015 dollars)						
	Fatal	Serious Injury	Moderate Injury	Minor Injury	Property Damage Only	Total
Medical Care	\$0	\$0	\$0	\$8,165	\$4,862	\$13,027
Future Earnings (Lost Wages)	\$0	\$0	\$0	\$21,788	\$35,490	\$57,278
Public Services	\$0	\$0	\$0	\$193	\$611	\$804
Adjudication & Sanctioning	\$0	\$0	\$0	\$2,999	\$4,043	\$7,042
Property Damage & Loss	\$0	\$0	\$0	\$6,709	\$44,187	\$50,896
Subtotal (Monetary Cost)	\$0	\$0	\$0	\$39,854	\$89,193	\$129,047
Quality of Life	\$0	\$0	\$0	\$89,650	\$28,717	\$118,367
Total (Comprehensive Cost)	\$0	\$0	\$0	\$129,504	\$117,910	\$247,414

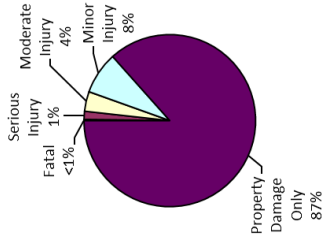
Delta County Traffic Crashes and Crime

Index Crime Category	Number of Index Crimes	Index Crime Costs
Murder	0	\$0
Rape	26	\$10,419,293
Aggravated Assault	21	\$660,045
Robbery	2	\$68,358
Larceny	410	\$1,676,446
Burglary	66	\$294,312
Motor Vehicle Theft	26	\$237,533
Total	551	\$13,355,987
Average cost of index crime		\$24,240

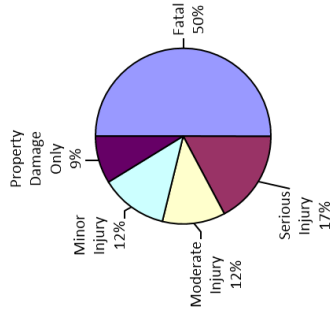
Traffic Crash Casualty Severity	Traffic Crash Casualties	Traffic Crash Costs
Fatal	4	\$35,501,566
Serious Injury	25	\$12,184,746
Moderate Injury	61	\$8,231,538
Minor Injury	131	\$8,803,240
Property Damage Only	1,429	\$6,212,494
Total	1,650	\$70,933,584
Average cost of traffic crash casualty		\$42,990

Costs of Traffic Crashes in Delta County (2015 dollars)						
	Fatal	Serious Injury	Moderate Injury	Minor Injury	Property Damage Only	Total
Medical Care	\$47,723	\$658,307	\$384,027	\$751,870	\$371,872	\$2,213,799
Future Earnings (Lost Wages)	\$4,814,936	\$1,005,195	\$709,053	\$1,133,528	\$425,623	\$8,088,336
Public Services	\$3,600	\$4,353	\$4,671	\$7,594	\$31,304	\$51,523
Adjudication & Sanctioning	\$425,025	\$213,460	\$102,523	\$147,054	\$25,275	\$913,337
Property Damage & Loss	\$82,611	\$159,747	\$238,316	\$501,955	\$3,857,961	\$4,850,589
Subtotal (Monetary Cost)	\$5,383,895	\$2,041,063	\$1,438,589	\$2,542,001	\$4,712,036	\$16,117,594
Quality of Life	\$30,117,670	\$10,143,683	\$6,792,849	\$6,261,239	\$1,500,459	\$54,816,000
Total (Comprehensive Cost)	\$35,501,566	\$12,184,746	\$8,231,538	\$8,803,240	\$6,212,494	\$70,933,584

Traffic Crash Casualties

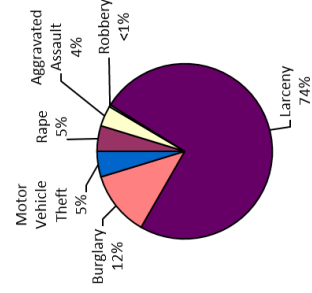


Traffic Crash Costs

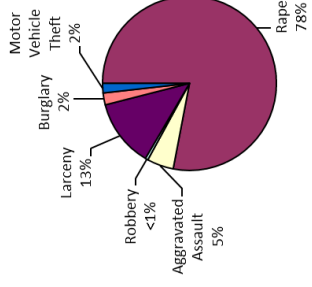


Costs of Index Crimes in Delta County (2015 dollars)								
	Murder	Rape	Aggravated Assault	Robbery	Larceny	Burglary	Motor Vehicle Theft	Total
Medical Care	\$0	\$233,544	\$32,503	\$3,069	\$0	\$0	\$0	\$269,115
Future Earnings (Lost Wages)	\$0	\$145,720	\$22,973	\$3,163	\$10,762	\$2,182	\$2,578	\$187,377
Public Services	\$0	\$20,495	\$7,020	\$808	\$180,799	\$29,616	\$6,987	\$245,726
Adjudication & Sanctioning	\$0	\$640,254	\$248,644	\$11,266	\$835,005	\$51,232	\$46,126	\$1,832,549
Property Damage and Loss	\$0	\$4,073	\$1,467	\$2,281	\$382,925	\$168,856	\$166,636	\$726,237
Subtotal (Monetary Cost)	\$0	\$1,044,087	\$312,606	\$20,607	\$1,409,492	\$251,866	\$222,328	\$3,261,004
Quality of Life	\$0	\$9,375,206	\$347,439	\$47,752	\$286,955	\$42,426	\$15,205	\$10,094,983
Total (Comprehensive Costs)	\$0	\$10,419,293	\$660,045	\$68,358	\$1,676,446	\$294,312	\$237,533	\$13,355,987

Index Crimes



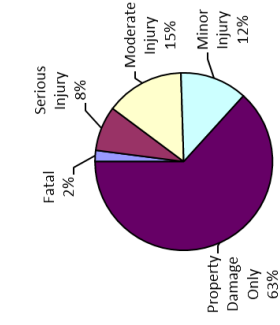
Index Crime Costs



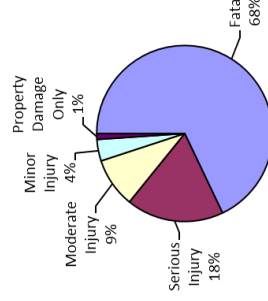
Delta County Alcohol-Involved Crashes

Crash Casualty Severity	Crash Casualties	Crash Costs
Fatal	1	\$8,875,391
Serious Injury	4	\$2,339,030
Moderate Injury	7	\$1,193,431
Minor Injury	6	\$516,447
Property Damage Only	31	\$141,930
Total	49	\$13,066,229
Average cost of crash casualty		\$266,658

Crash Casualties



Crash Costs

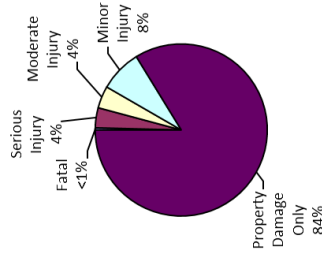


Costs of Alcohol-Involved Crashes in Delta County (2015 dollars)						
	Fatal	Serious Injury	Moderate Injury	Minor Injury	Property Damage Only	Total
Medical Care	\$11,931	\$218,920	\$96,743	\$63,390	\$9,507	\$400,490
Future Earnings (Lost Wages)	\$1,203,734	\$338,892	\$179,091	\$95,368	\$10,588	\$1,827,673
Public Services	\$900	\$1,556	\$1,215	\$659	\$899	\$5,229
Adjudication & Sanctioning	\$106,256	\$51,582	\$24,543	\$13,045	\$1,487	\$196,914
Property Damage & Loss	\$23,153	\$45,159	\$52,133	\$37,599	\$84,950	\$242,993
Subtotal (Monetary Cost)	\$1,345,974	\$656,108	\$353,724	\$210,062	\$107,432	\$2,673,300
Quality of Life	\$7,529,418	\$1,682,921	\$839,707	\$306,385	\$34,498	\$10,392,929
Total (Comprehensive Cost)	\$8,875,391	\$2,339,030	\$1,193,431	\$516,447	\$141,930	\$13,066,229

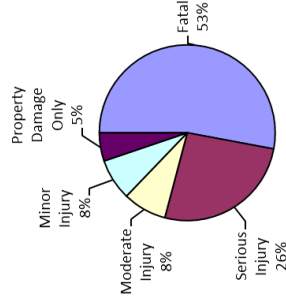
Delta County Teen Driver Crashes

Crash Casualty Severity	Crash Casualties	Crash Costs
Fatal	1	\$8,875,391
Serious Injury	9	\$4,386,509
Moderate Injury	10	\$1,349,432
Minor Injury	19	\$1,276,806
Property Damage Only	201	\$873,836
Total	240	\$16,761,974
Average cost of crash casualty		\$69,842

Crash Casualties



Crash Costs



Costs of Teen Driver Crashes in Delta County (2015 dollars)

	Fatal	Serious Injury	Moderate Injury	Minor Injury	Property Damage Only	Total
Medical Care	\$11,931	\$236,991	\$62,955	\$109,050	\$52,307	\$473,233
Future Earnings (Lost Wages)	\$1,203,734	\$361,870	\$116,238	\$164,405	\$59,867	\$1,906,114
Public Services	\$900	\$1,567	\$766	\$1,101	\$4,403	\$8,738
Adjudication & Sanctioning	\$106,256	\$76,846	\$16,807	\$21,328	\$3,555	\$224,793
Property Damage & Loss	\$23,153	\$57,509	\$39,068	\$72,803	\$542,652	\$735,185
Subtotal (Monetary Cost)	\$1,345,974	\$734,783	\$235,834	\$368,687	\$662,785	\$3,348,062
Quality of Life	\$7,529,418	\$3,651,726	\$1,113,598	\$908,119	\$211,051	\$13,413,912
Total (Comprehensive Cost)	\$8,875,391	\$4,386,509	\$1,349,432	\$1,276,806	\$873,836	\$16,761,974

Delta County Motorcycle Crashes

Injury Severity	Motorcyclist Crash Victims	Motorcyclist Victim Costs
Fatal	1	\$8,815,923
Serious Injury	5	\$2,554,433
Moderate Injury	7	\$831,666
Minor Injury	6	\$671,847
Property Damage Only	3	\$11,958
Total	22	\$12,885,827
Average cost of crash casualty		\$585,719

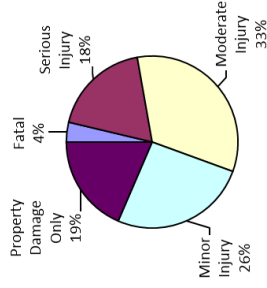
Injury Severity	Non-motorcyclist Crash Victims	Non-motorcyclist Victim Costs
Fatal	0	\$0
Serious Injury	0	\$0
Moderate Injury	2	\$269,886
Minor Injury	1	\$67,200
Property Damage Only	2	\$5,669
Total	5	\$342,756
Average cost of crash casualty		\$68,551

Motorcyclist Victim Costs in Motorcycle Crashes in Delta County (2015 dollars)						
	Fatal	Serious Injury	Moderate Injury	Minor Injury	Property Damage Only	Total
Medical Care	\$11,931	\$208,889	\$63,257	\$51,637	\$415	\$336,129
Future Earnings (Lost Wages)	\$1,209,483	\$306,138	\$106,678	\$85,050	\$658	\$1,708,006
Public Services	\$788	\$1,768	\$1,208	\$985	\$181	\$4,930
Adjudication & Sanctioning	\$106,257	\$47,510	\$18,695	\$14,976	\$557	\$187,985
Property Damage & Loss	\$12,951	\$49,279	\$54,875	\$45,403	\$7,011	\$169,519
Subtotal (Monetary Cost)	\$1,341,410	\$613,584	\$244,713	\$198,051	\$8,821	\$2,406,579
Quality of Life	\$7,474,513	\$1,940,849	\$586,953	\$473,796	\$3,137	\$10,479,248
Total (Comprehensive Cost)	\$8,815,923	\$2,554,433	\$831,666	\$671,847	\$11,958	\$12,885,827

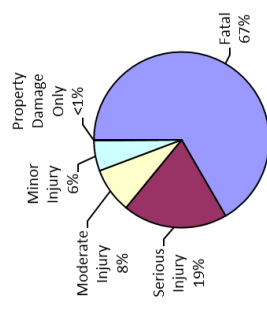
Non-motorcyclist Victim Costs in Motorcycle Crashes in Delta County (2015 dollars)						
	Fatal	Serious Injury	Moderate Injury	Minor Injury	Property Damage Only	Total
Medical Care	\$0	\$0	\$12,591	\$5,739	\$0	\$18,330
Future Earnings (Lost Wages)	\$0	\$0	\$23,248	\$8,653	\$177	\$32,077
Public Services	\$0	\$0	\$153	\$58	\$42	\$253
Adjudication & Sanctioning	\$0	\$0	\$3,361	\$1,123	\$0	\$4,484
Property Damage & Loss	\$0	\$0	\$7,814	\$3,832	\$5,450	\$17,095
Subtotal (Monetary Cost)	\$0	\$0	\$47,167	\$19,405	\$5,669	\$72,240
Quality of Life	\$0	\$0	\$222,720	\$47,796	\$0	\$270,515
Total (Comprehensive Cost)	\$0	\$0	\$269,886	\$67,200	\$5,669	\$342,756

Costs of Motorcycle Crashes in Delta County (2015 dollars)						
	Fatal	Serious Injury	Moderate Injury	Minor Injury	Property Damage Only	Total
Medical Care	\$11,931	\$208,889	\$75,848	\$57,376	\$415	\$354,459
Future Earnings (Lost Wages)	\$1,209,483	\$306,138	\$129,925	\$93,703	\$834	\$1,740,083
Public Services	\$788	\$1,768	\$1,361	\$1,043	\$222	\$5,183
Adjudication & Sanctioning	\$106,257	\$47,510	\$22,057	\$16,099	\$557	\$192,479
Property Damage & Loss	\$12,951	\$49,279	\$62,689	\$49,235	\$12,461	\$186,615
Subtotal (Monetary Cost)	\$1,341,410	\$613,584	\$291,860	\$217,485	\$14,490	\$2,478,819
Quality of Life	\$7,474,513	\$1,940,849	\$809,673	\$521,592	\$3,137	\$10,749,763
Total (Comprehensive Cost)	\$8,815,923	\$2,554,433	\$1,101,553	\$739,047	\$17,627	\$13,228,583

Motorcycle Crash Casualties



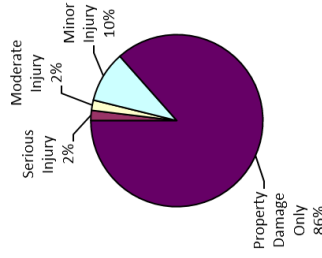
Motorcycle Crash Costs



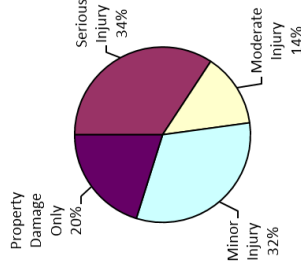
Delta County Medium/Large Truck Crashes

Crash Casualty Severity	Crash Casualties	Crash Costs
Fatal	0	\$0
Serious Injury	1	\$692,627
Moderate Injury	1	\$275,031
Minor Injury	5	\$647,520
Property Damage Only	45	\$408,150
Total	52	\$2,023,328
Average cost of crash casualty		\$38,910

Crash Casualties



Crash Costs



Costs of Medium/Large Truck Crashes in Delta County (2015 dollars)						
	Fatal	Serious Injury	Moderate Injury	Minor Injury	Property Damage Only	Total
Medical Care	\$0	\$41,747	\$17,805	\$40,825	\$16,830	\$117,207
Future Earnings (Lost Wages)	\$0	\$119,234	\$51,044	\$108,940	\$122,850	\$402,068
Public Services	\$0	\$322	\$176	\$965	\$2,115	\$3,578
Adjudication & Sanctioning	\$0	\$16,116	\$6,892	\$14,995	\$13,995	\$51,998
Property Damage & Loss	\$0	\$12,555	\$9,320	\$33,545	\$152,955	\$208,375
Subtotal (Monetary Cost)	\$0	\$189,974	\$85,237	\$199,270	\$308,745	\$783,226
Quality of Life	\$0	\$502,653	\$189,794	\$448,250	\$99,405	\$1,240,102
Total (Comprehensive Cost)	\$0	\$692,627	\$275,031	\$647,520	\$408,150	\$2,023,328

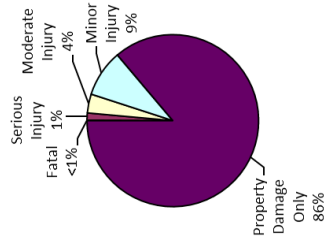
Dickinson County Traffic Crashes and Crime

Index Crime Category	Number of Index Crimes	Index Crime Costs
Murder	0	\$0
Rape	7	\$2,805,194
Aggravated Assault	5	\$157,154
Robbery	0	\$0
Larceny	34	\$139,022
Burglary	25	\$111,482
Motor Vehicle Theft	4	\$36,543
Total	75	\$3,249,396
Average cost of index crime		\$43,325

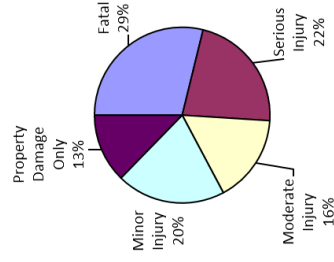
Traffic Crash Casualty Severity	Traffic Crash Casualties	Traffic Crash Costs
Fatal	1	\$8,875,391
Serious Injury	14	\$6,823,458
Moderate Injury	37	\$4,992,900
Minor Injury	92	\$6,182,428
Property Damage Only	898	\$3,904,003
Total	1,042	\$30,778,180
Average cost of traffic crash casualty		\$29,538

Costs of Traffic Crashes in Dickinson County (2015 dollars)						
	Fatal	Serious Injury	Moderate Injury	Minor Injury	Property Damage Only	Total
Medical Care	\$11,931	\$68,652	\$232,934	\$828,031	\$233,689	\$1,375,236
Future Earnings (Lost Wages)	\$1,203,734	\$662,909	\$430,081	\$796,066	\$267,466	\$3,260,256
Public Services	\$900	\$2,438	\$2,833	\$5,333	\$19,672	\$31,177
Adjudication & Sanctioning	\$106,256	\$119,538	\$62,186	\$103,275	\$15,883	\$407,138
Property Damage & Loss	\$23,153	\$69,458	\$144,552	\$352,518	\$2,424,387	\$3,034,068
Subtotal (Monetary Cost)	\$1,345,974	\$1,142,995	\$872,597	\$1,785,222	\$2,961,097	\$8,107,875
Quality of Life	\$7,529,418	\$5,680,463	\$4,120,313	\$4,397,206	\$942,906	\$22,670,305
Total (Comprehensive Cost)	\$8,875,391	\$6,823,458	\$4,992,900	\$6,182,428	\$3,904,003	\$30,778,180

Traffic Crash Casualties

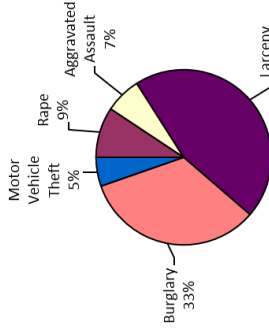


Traffic Crash Costs

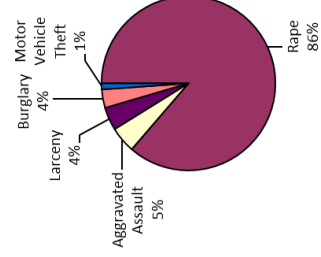


Costs of Index Crimes in Dickinson County (2015 dollars)								
	Murder	Rape	Aggravated Assault	Robbery	Larceny	Burglary	Motor Vehicle Theft	Total
Medical Care	\$0	\$62,877	\$7,739	\$0	\$0	\$0	\$0	\$70,616
Future Earnings (Lost Wages)	\$0	\$39,232	\$5,470	\$0	\$892	\$826	\$397	\$46,818
Public Services	\$0	\$5,518	\$1,671	\$0	\$14,993	\$11,075	\$1,075	\$34,476
Adjudication & Sanctioning	\$0	\$172,376	\$59,201	\$0	\$69,244	\$19,406	\$7,097	\$327,324
Property Damage and Loss	\$0	\$1,097	\$349	\$0	\$31,755	\$63,961	\$25,636	\$122,797
Subtotal (Monetary Cost)	\$0	\$281,100	\$74,430	\$0	\$116,885	\$95,411	\$34,204	\$602,030
Quality of Life	\$0	\$2,524,094	\$82,724	\$0	\$22,138	\$16,071	\$2,339	\$2,647,365
Total (Comprehensive Costs)	\$0	\$2,805,194	\$157,154	\$0	\$139,022	\$111,482	\$36,543	\$3,249,396

Index Crimes



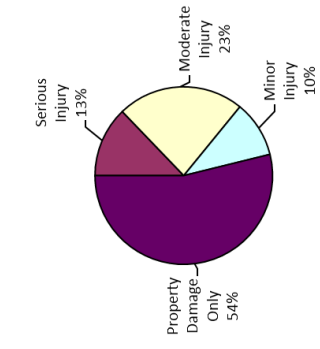
Index Crime Costs



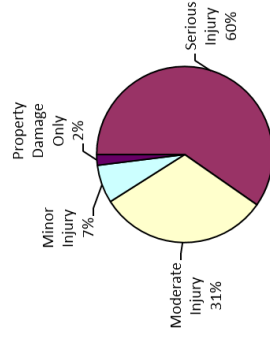
Dickinson County Alcohol-Involved Crashes

Crash Casualty Severity	Crash Casualties	Crash Costs
Fatal	0	\$0
Serious Injury	5	\$2,923,787
Moderate Injury	9	\$1,534,411
Minor Injury	4	\$344,298
Property Damage Only	21	\$96,146
Total	39	\$4,898,642
Average cost of crash casualty		\$125,606

Crash Casualties



Crash Costs

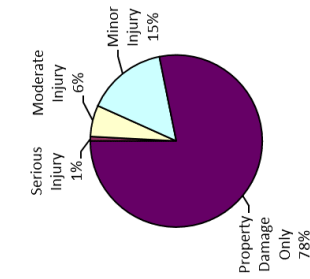


Costs of Alcohol-Involved Crashes in Dickinson County (2015 dollars)						
	Fatal	Serious Injury	Moderate Injury	Minor Injury	Property Damage Only	Total
Medical Care	\$0	\$273,649	\$124,384	\$42,260	\$6,440	\$446,733
Future Earnings (Lost Wages)	\$0	\$423,615	\$230,260	\$63,579	\$7,173	\$724,626
Public Services	\$0	\$1,945	\$1,562	\$439	\$609	\$4,556
Adjudication & Sanctioning	\$0	\$64,478	\$31,556	\$8,697	\$1,008	\$105,738
Property Damage & Loss	\$0	\$56,448	\$67,028	\$25,066	\$57,547	\$206,089
Subtotal (Monetary Cost)	\$0	\$820,135	\$454,788	\$140,041	\$72,776	\$1,487,741
Quality of Life	\$0	\$2,103,652	\$1,079,623	\$204,257	\$23,370	\$3,410,901
Total (Comprehensive Cost)	\$0	\$2,923,787	\$1,534,411	\$344,298	\$96,146	\$4,898,642

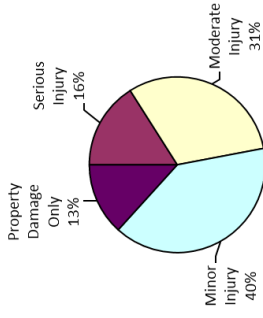
Dickinson County Teen Driver Crashes

Crash Casualty Severity	Crash Casualties	Crash Costs
Fatal	0	\$0
Serious Injury	1	\$487,390
Moderate Injury	7	\$944,603
Minor Injury	18	\$1,209,606
Property Damage Only	93	\$404,312
Total	119	\$3,045,910
Average cost of crash casualty		\$25,596

Crash Casualties



Crash Costs



Costs of Teen Driver Crashes in Dickinson County (2015 dollars)						
	Fatal	Serious Injury	Moderate Injury	Minor Injury	Property Damage Only	Total
Medical Care	\$0	\$26,332	\$44,069	\$103,310	\$24,202	\$197,913
Future Earnings (Lost Wages)	\$0	\$40,208	\$81,367	\$155,752	\$27,700	\$305,026
Public Services	\$0	\$174	\$536	\$1,043	\$2,037	\$3,791
Adjudication & Sanctioning	\$0	\$8,538	\$11,765	\$20,206	\$1,645	\$42,154
Property Damage & Loss	\$0	\$6,390	\$27,348	\$68,971	\$251,078	\$353,786
Subtotal (Monetary Cost)	\$0	\$81,643	\$165,084	\$349,283	\$306,662	\$902,671
Quality of Life	\$0	\$405,747	\$779,519	\$860,323	\$97,651	\$2,143,240
Total (Comprehensive Cost)	\$0	\$487,390	\$944,603	\$1,209,606	\$404,312	\$3,045,910

Dickinson County Motorcycle Crashes

Injury Severity	Motorcyclist Crash Victims	Motorcyclist Victim Costs
Fatal	1	\$8,815,923
Serious Injury	2	\$1,021,773
Moderate Injury	3	\$356,428
Minor Injury	0	\$0
Property Damage Only	2	\$7,972
Total	8	\$10,202,097
Average cost of crash casualty		\$1,275,262

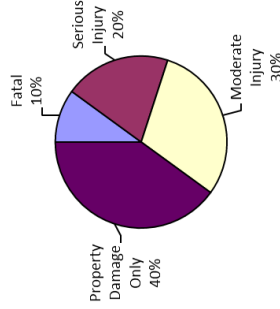
Injury Severity	Non-motorcyclist Crash Victims	Non-motorcyclist Victim Costs
Fatal	0	\$0
Serious Injury	0	\$0
Moderate Injury	0	\$0
Minor Injury	0	\$0
Property Damage Only	2	\$5,669
Total	2	\$5,669
Average cost of crash casualty		\$2,834

	Motorcyclist Victim Costs in Motorcycle Crashes in Dickinson County (2015 dollars)					Total
	Fatal	Serious Injury	Moderate Injury	Minor Injury	Property Damage Only	
Medical Care	\$11,931	\$83,566	\$27,110	\$0	\$277	\$122,873
Future Earnings (Lost Wages)	\$1,209,483	\$122,465	\$45,719	\$0	\$438	\$1,378,095
Public Services	\$788	\$707	\$518	\$0	\$120	\$2,134
Adjudication & Sanctioning	\$106,257	\$19,004	\$8,012	\$0	\$371	\$133,644
Property Damage & Loss	\$12,951	\$19,712	\$23,518	\$0	\$4,674	\$60,855
Subtotal (Monetary Cost)	\$1,341,410	\$245,434	\$104,877	\$0	\$5,880	\$1,697,601
Quality of Life	\$7,474,513	\$776,339	\$251,551	\$0	\$2,092	\$8,504,496
Total (Comprehensive Cost)	\$8,815,923	\$1,021,773	\$356,428	\$0	\$7,972	\$10,202,097

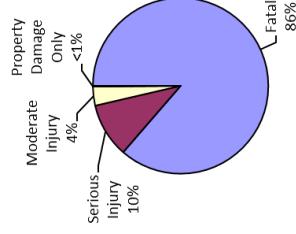
	Non-motorcyclist Victim Costs in Motorcycle Crashes in Dickinson County (2015 dollars)					Total
	Fatal	Serious Injury	Moderate Injury	Minor Injury	Property Damage Only	
Medical Care	\$0	\$0	\$0	\$0	\$0	\$0
Future Earnings (Lost Wages)	\$0	\$0	\$0	\$0	\$177	\$177
Public Services	\$0	\$0	\$0	\$0	\$42	\$42
Adjudication & Sanctioning	\$0	\$0	\$0	\$0	\$0	\$0
Property Damage & Loss	\$0	\$0	\$0	\$0	\$5,450	\$5,450
Subtotal (Monetary Cost)	\$0	\$0	\$0	\$0	\$5,669	\$5,669
Quality of Life	\$0	\$0	\$0	\$0	\$0	\$0
Total (Comprehensive Cost)	\$0	\$0	\$0	\$0	\$5,669	\$5,669

	Costs of Motorcycle Crashes in Dickinson County (2015 dollars)					Total
	Fatal	Serious Injury	Moderate Injury	Minor Injury	Property Damage Only	
Medical Care	\$11,931	\$83,566	\$27,110	\$0	\$277	\$122,873
Future Earnings (Lost Wages)	\$1,209,483	\$122,465	\$45,719	\$0	\$615	\$1,378,272
Public Services	\$788	\$707	\$518	\$0	\$162	\$2,175
Adjudication & Sanctioning	\$106,257	\$19,004	\$8,012	\$0	\$371	\$133,644
Property Damage & Loss	\$12,951	\$19,712	\$23,518	\$0	\$10,124	\$66,305
Subtotal (Monetary Cost)	\$1,341,410	\$245,434	\$104,877	\$0	\$11,549	\$1,705,270
Quality of Life	\$7,474,513	\$776,339	\$251,551	\$0	\$2,092	\$8,504,496
Total (Comprehensive Cost)	\$8,815,923	\$1,021,773	\$356,428	\$0	\$13,641	\$10,207,766

Motorcycle Crash Casualties



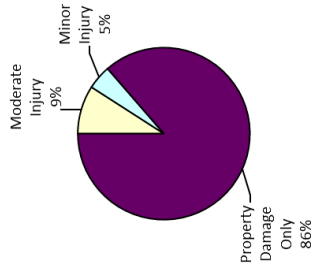
Motorcycle Crash Costs



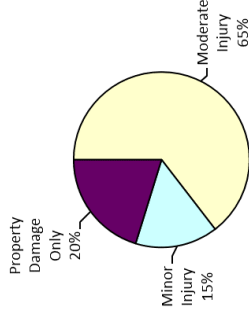
Dickinson County Medium/Large Truck Crashes

Crash Casualty Severity	Crash Casualties	Crash Costs
Fatal	0	\$0
Serious Injury	0	\$0
Moderate Injury	2	\$550,062
Minor Injury	1	\$129,504
Property Damage Only	19	\$172,330
Total	22	\$851,896
Average cost of crash casualty		\$38,723

Crash Casualties



Crash Costs



Costs of Medium/Large Truck Crashes in Dickinson County (2015 dollars)						
	Fatal	Serious Injury	Moderate Injury	Minor Injury	Property Damage Only	Total
Medical Care	\$0	\$0	\$35,610	\$8,165	\$7,106	\$50,881
Future Earnings (Lost Wages)	\$0	\$0	\$102,088	\$21,788	\$51,870	\$175,746
Public Services	\$0	\$0	\$352	\$193	\$893	\$1,438
Adjudication & Sanctioning	\$0	\$0	\$13,784	\$2,999	\$5,909	\$22,692
Property Damage & Loss	\$0	\$0	\$18,640	\$6,709	\$64,581	\$89,930
Subtotal (Monetary Cost)	\$0	\$0	\$170,474	\$39,854	\$130,359	\$340,687
Quality of Life	\$0	\$0	\$379,588	\$89,650	\$41,971	\$511,209
Total (Comprehensive Cost)	\$0	\$0	\$550,062	\$129,504	\$172,330	\$851,896

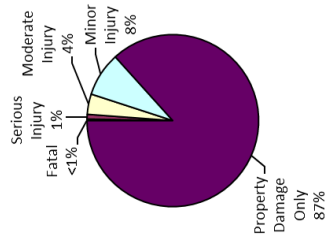
Eaton County Traffic Crashes and Crime

Index Crime Category	Number of Index Crimes	Index Crime Costs
Murder	3	\$21,866,424
Rape	70	\$28,051,943
Aggravated Assault	135	\$4,243,146
Robbery	33	\$1,127,914
Larceny	749	\$3,062,581
Burglary	263	\$1,172,788
Motor Vehicle Theft	75	\$685,190
Total	1,328	\$60,209,987
Average cost of index crime		\$45,339

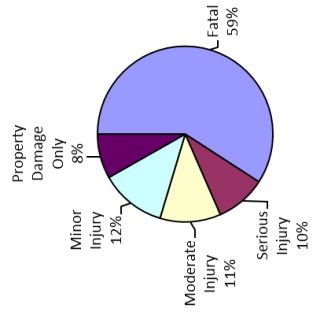
Traffic Crash Casualty Severity	Traffic Crash Casualties	Traffic Crash Costs
Fatal	15	\$133,130,871
Serious Injury	43	\$20,957,763
Moderate Injury	187	\$25,234,386
Minor Injury	407	\$27,350,525
Property Damage Only	4,250	\$18,476,628
Total	4,902	\$225,150,174
Average cost of traffic crash casualty		\$45,930

Costs of Traffic Crashes in Eaton County (2015 dollars)						
	Fatal	Serious Injury	Moderate Injury	Minor Injury	Property Damage Only	Total
Medical Care	\$178,961	\$1,132,288	\$1,177,262	\$2,335,961	\$1,105,988	\$5,930,461
Future Earnings (Lost Wages)	\$18,056,011	\$1,728,935	\$2,173,654	\$3,521,725	\$1,265,848	\$26,746,173
Public Services	\$13,501	\$7,488	\$14,319	\$23,594	\$93,103	\$152,005
Adjudication & Sanctioning	\$1,593,845	\$367,152	\$314,291	\$456,878	\$75,170	\$2,807,336
Property Damage & Loss	\$347,289	\$274,765	\$730,575	\$1,559,508	\$11,473,992	\$14,386,130
Subtotal (Monetary Cost)	\$20,189,607	\$3,510,628	\$4,470,102	\$7,897,667	\$14,014,102	\$50,022,106
Quality of Life	\$112,941,264	\$17,447,135	\$20,824,285	\$19,452,858	\$4,462,526	\$175,128,068
Total (Comprehensive Cost)	\$133,130,871	\$20,957,763	\$25,234,386	\$27,350,525	\$18,476,628	\$225,150,174

Traffic Crash Casualties

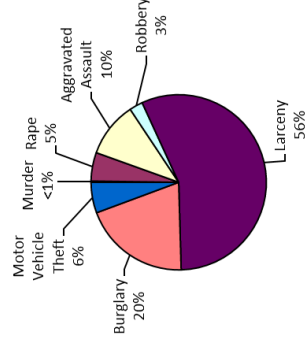


Traffic Crash Costs

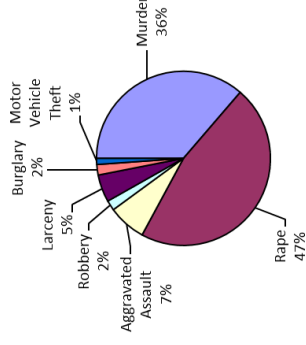


Costs of Index Crimes in Eaton County (2015 dollars)								
	Murder	Rape	Aggravated Assault	Robbery	Larceny	Burglary	Motor Vehicle Theft	Total
Medical Care	\$63,213	\$628,772	\$206,945	\$50,633	\$0	\$0	\$0	\$971,564
Future Earnings (Lost Wages)	\$2,755,707	\$392,323	\$147,683	\$52,191	\$19,660	\$8,693	\$7,437	\$3,383,686
Public Services	\$9,537	\$55,180	\$45,127	\$13,336	\$330,290	\$118,015	\$20,155	\$590,639
Adjudication & Sanctioning	\$1,183,110	\$1,723,761	\$1,598,424	\$186,225	\$1,525,412	\$204,153	\$133,060	\$6,554,145
Property Damage and Loss	\$524	\$10,966	\$9,429	\$37,637	\$699,539	\$672,865	\$480,577	\$1,911,637
Subtotal (Monetary Cost)	\$4,031,092	\$2,811,003	\$2,009,608	\$340,073	\$2,574,900	\$1,003,726	\$941,328	\$13,411,671
Quality of Life	\$17,835,332	\$25,240,940	\$2,233,538	\$787,901	\$487,681	\$169,062	\$43,861	\$46,798,316
Total (Comprehensive Costs)	\$21,866,424	\$28,051,943	\$4,243,146	\$1,127,914	\$3,062,581	\$1,172,788	\$685,190	\$60,209,987

Index Crimes



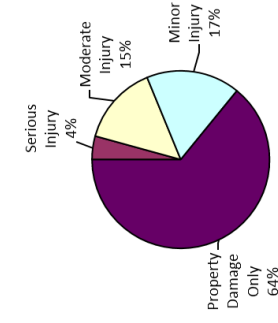
Index Crime Costs



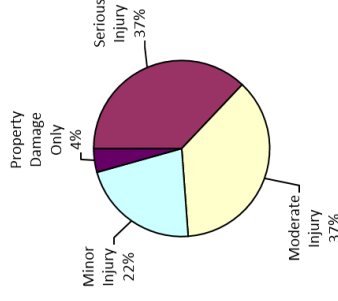
Eaton County Alcohol-Involved Crashes

Crash Casualty Severity	Crash Casualties	Crash Costs
Fatal	4	\$35,501,566
Serious Injury	5	\$2,923,787
Moderate Injury	17	\$2,898,332
Minor Injury	20	\$1,721,490
Property Damage Only	75	\$343,379
Total	121	\$43,388,553
Average cost of crash casualty		\$358,583

Crash Casualties



Crash Costs

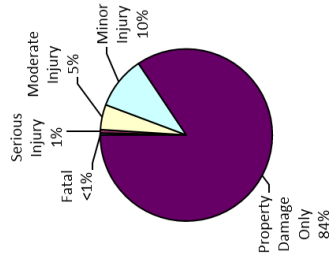


Costs of Alcohol-Involved Crashes in Eaton County (2015 dollars)						
	Fatal	Serious Injury	Moderate Injury	Minor Injury	Property Damage Only	Total
Medical Care	\$47,723	\$273,649	\$234,947	\$211,300	\$23,001	\$790,620
Future Earnings (Lost Wages)	\$4,814,936	\$423,615	\$434,935	\$317,894	\$25,617	\$6,016,997
Public Services	\$3,600	\$1,945	\$2,950	\$2,197	\$2,175	\$12,868
Adjudication & Sanctioning	\$425,025	\$64,478	\$59,605	\$43,483	\$3,599	\$596,190
Property Damage & Loss	\$92,611	\$56,448	\$126,608	\$125,331	\$205,525	\$606,523
Subtotal (Monetary Cost)	\$5,383,895	\$820,135	\$859,045	\$700,206	\$259,916	\$8,023,197
Quality of Life	\$30,117,670	\$2,103,652	\$2,039,288	\$1,021,284	\$83,463	\$35,365,357
Total (Comprehensive Cost)	\$35,501,566	\$2,923,787	\$2,898,332	\$1,721,490	\$343,379	\$43,388,553

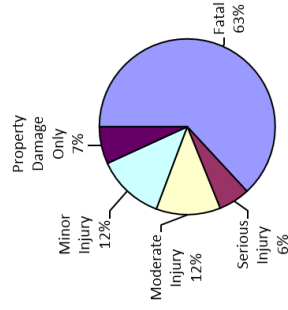
Eaton County Teen Driver Crashes

Crash Casualty Severity	Crash Casualties	Crash Costs
Fatal	3	\$26,626,174
Serious Injury	5	\$2,436,949
Moderate Injury	37	\$4,992,900
Minor Injury	78	\$5,241,624
Property Damage Only	664	\$2,886,701
Total	787	\$42,184,349
Average cost of crash casualty		\$53,601

Crash Casualties



Crash Costs



Costs of Teen Driver Crashes in Eaton County (2015 dollars)

	Fatal	Serious Injury	Moderate Injury	Minor Injury	Property Damage Only	Total
Medical Care	\$35,792	\$13,1661	\$232,934	\$447,678	\$172,794	\$1,020,860
Future Earnings (Lost Wages)	\$3,611,202	\$20,1039	\$430,081	\$674,925	\$197,770	\$5,115,018
Public Services	\$2,700	\$871	\$2,833	\$4,522	\$14,546	\$25,472
Adjudication & Sanctioning	\$318,769	\$42,692	\$62,186	\$87,559	\$11,744	\$522,950
Property Damage & Loss	\$69,458	\$31,949	\$144,552	\$298,874	\$1,792,643	\$2,337,476
Subtotal (Monetary Cost)	\$4,037,921	\$408,213	\$872,587	\$1,513,558	\$2,189,497	\$9,021,776
Quality of Life	\$22,588,253	\$2,028,737	\$4,120,313	\$3,728,066	\$697,204	\$33,162,573
Total (Comprehensive Cost)	\$26,626,174	\$2,436,949	\$4,992,900	\$5,241,624	\$2,886,701	\$42,184,349

Eaton County Motorcycle Crashes

Injury Severity	Motorcyclist Crash Victims	Motorcyclist Victim Costs
Fatal	3	\$26,447,770
Serious Injury	6	\$3,065,319
Moderate Injury	13	\$1,544,523
Minor Injury	4	\$447,898
Property Damage Only	15	\$59,790
Total	41	\$31,565,300
Average cost of crash casualty		\$769,885

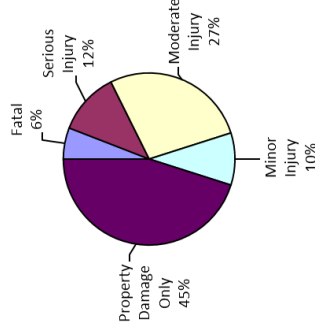
Injury Severity	Non-motorcyclist Crash Victims	Non-motorcyclist Victim Costs
Fatal	0	\$0
Serious Injury	0	\$0
Moderate Injury	1	\$134,943
Minor Injury	1	\$67,200
Property Damage Only	8	\$22,675
Total	10	\$224,819
Average cost of crash casualty		\$22,482

Motorcyclist Victim Costs in Motorcycle Crashes in Eaton County (2015 dollars)						
	Fatal	Serious Injury	Moderate Injury	Minor Injury	Property Damage Only	Total
Medical Care	\$35,792	\$250,667	\$117,478	\$34,425	\$2,075	\$440,437
Future Earnings (Lost Wages)	\$3,628,449	\$367,366	\$198,116	\$56,700	\$3,288	\$4,253,918
Public Services	\$2,365	\$2,121	\$2,244	\$657	\$903	\$8,289
Adjudication & Sanctioning	\$318,770	\$57,011	\$34,720	\$9,984	\$2,784	\$423,270
Property Damage & Loss	\$38,853	\$59,135	\$101,911	\$30,269	\$35,054	\$265,222
Subtotal (Monetary Cost)	\$4,024,230	\$736,301	\$454,468	\$132,034	\$44,103	\$5,391,136
Quality of Life	\$22,423,540	\$2,329,018	\$1,090,055	\$315,864	\$15,687	\$26,174,165
Total (Comprehensive Cost)	\$26,447,770	\$3,065,319	\$1,544,523	\$447,898	\$59,790	\$31,565,300

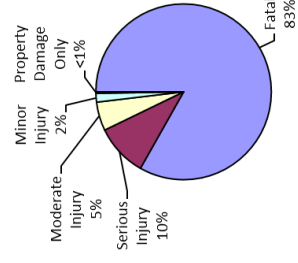
Non-motorcyclist Victim Costs in Motorcycle Crashes in Eaton County (2015 dollars)						
	Fatal	Serious Injury	Moderate Injury	Minor Injury	Property Damage Only	Total
Medical Care	\$0	\$0	\$6,296	\$5,739	\$0	\$12,035
Future Earnings (Lost Wages)	\$0	\$0	\$11,624	\$8,653	\$708	\$20,984
Public Services	\$0	\$0	\$77	\$58	\$168	\$302
Adjudication & Sanctioning	\$0	\$0	\$1,681	\$1,123	\$0	\$2,803
Property Damage & Loss	\$0	\$0	\$3,907	\$3,832	\$21,800	\$29,539
Subtotal (Monetary Cost)	\$0	\$0	\$23,583	\$19,405	\$22,675	\$65,663
Quality of Life	\$0	\$0	\$111,360	\$47,796	\$0	\$159,156
Total (Comprehensive Cost)	\$0	\$0	\$134,943	\$67,200	\$22,675	\$224,819

Costs of Motorcycle Crashes in Eaton County (2015 dollars)						
	Fatal	Serious Injury	Moderate Injury	Minor Injury	Property Damage Only	Total
Medical Care	\$35,792	\$250,667	\$123,773	\$40,164	\$2,075	\$462,472
Future Earnings (Lost Wages)	\$3,628,449	\$367,366	\$209,739	\$65,353	\$3,996	\$4,274,902
Public Services	\$2,365	\$2,121	\$2,320	\$715	\$1,070	\$8,592
Adjudication & Sanctioning	\$318,770	\$57,011	\$36,400	\$11,107	\$2,784	\$426,073
Property Damage & Loss	\$38,853	\$59,135	\$105,818	\$34,100	\$56,854	\$294,761
Subtotal (Monetary Cost)	\$4,024,230	\$736,301	\$478,051	\$151,439	\$86,779	\$5,456,799
Quality of Life	\$22,423,540	\$2,329,018	\$1,201,415	\$363,660	\$15,687	\$26,333,320
Total (Comprehensive Cost)	\$26,447,770	\$3,065,319	\$1,679,466	\$515,098	\$82,466	\$31,790,119

Motorcycle Crash Casualties



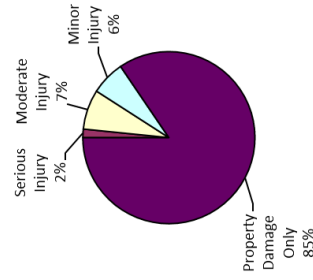
Motorcycle Crash Costs



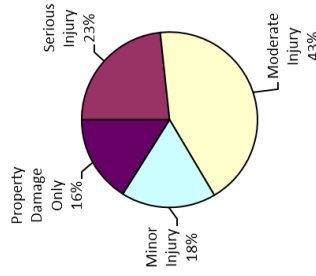
Eaton County Medium/Large Truck Crashes

Crash Casualty Severity	Crash Casualties	Crash Costs
Fatal	0	\$0
Serious Injury	3	\$2,077,881
Moderate Injury	14	\$3,850,434
Minor Injury	12	\$1,554,048
Property Damage Only	158	\$1,433,060
Total	187	\$8,915,423
Average cost of crash casualty		\$47,676

Crash Casualties



Crash Costs



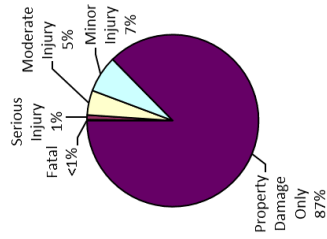
Costs of Medium/Large Truck Crashes in Eaton County (2015 dollars)						
	Fatal	Serious Injury	Moderate Injury	Minor Injury	Property Damage Only	Total
Medical Care	\$0	\$125,241	\$249,270	\$97,980	\$59,092	\$531,583
Future Earnings (Lost Wages)	\$0	\$357,702	\$714,616	\$261,456	\$431,340	\$1,765,114
Public Services	\$0	\$966	\$2,464	\$2,316	\$7,426	\$13,172
Adjudication & Sanctioning	\$0	\$48,348	\$96,488	\$35,988	\$49,138	\$229,962
Property Damage & Loss	\$0	\$37,665	\$130,480	\$90,508	\$537,042	\$785,695
Subtotal (Monetary Cost)	\$0	\$569,922	\$1,193,318	\$478,248	\$1,084,038	\$3,325,526
Quality of Life	\$0	\$1,507,959	\$2,657,116	\$1,075,800	\$349,022	\$5,589,897
Total (Comprehensive Cost)	\$0	\$2,077,881	\$3,850,434	\$1,554,048	\$1,433,060	\$8,915,423

Emmet County Traffic Crashes and Crime

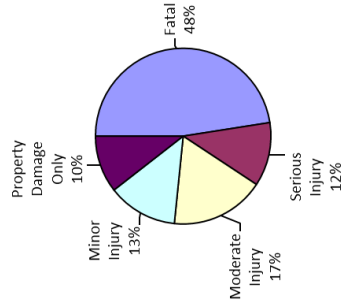
Traffic Crash Casualty Severity	Traffic Crash Casualties	Traffic Crash Costs
Fatal	4	\$35,501,566
Serious Injury	18	\$8,773,017
Moderate Injury	96	\$12,954,551
Minor Injury	143	\$9,609,644
Property Damage Only	1,807	\$7,855,828
Total	2,068	\$74,694,606
Average cost of traffic crash casualty		\$36,119

Costs of Traffic Crashes in Emmet County (2015 dollars)						Total
	Fatal	Serious Injury	Moderate Injury	Minor Injury	Property Damage Only	
Medical Care	\$47,723	\$473,981	\$604,370	\$820,743	\$470,240	\$2,417,057
Future Earnings (Lost Wages)	\$4,814,936	\$723,740	\$1,115,886	\$1,237,363	\$638,209	\$8,430,136
Public Services	\$3,600	\$3,135	\$7,351	\$8,290	\$39,585	\$61,961
Adjudication & Sanctioning	\$425,025	\$153,691	\$161,347	\$160,525	\$31,961	\$932,549
Property Damage & Loss	\$82,611	\$115,018	\$375,055	\$547,935	\$4,878,471	\$6,009,090
Subtotal (Monetary Cost)	\$5,383,895	\$1,469,565	\$2,264,009	\$2,774,856	\$5,958,466	\$17,850,792
Quality of Life	\$30,117,670	\$7,303,452	\$10,690,542	\$6,634,788	\$1,897,361	\$56,643,813
Total (Comprehensive Cost)	\$35,501,566	\$8,773,017	\$12,954,551	\$9,609,644	\$7,855,828	\$74,694,606

Traffic Crash Casualties



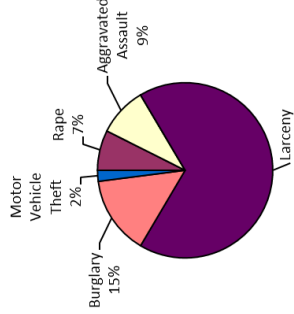
Traffic Crash Costs



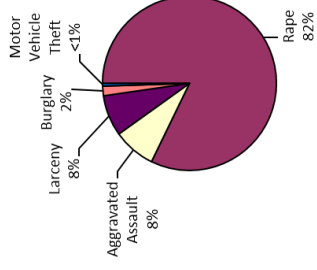
Index Crime Category	Number of Index Crimes	Index Crime Costs
Murder	0	\$0
Rape	22	\$8,816,325
Aggravated Assault	27	\$848,629
Robbery	0	\$0
Larceny	199	\$813,690
Burglary	43	\$191,749
Motor Vehicle Theft	6	\$54,815
Total	297	\$10,725,208
Average cost of index crime		\$36,112

Costs of Index Crimes in Emmet County (2015 dollars)								Total
	Murder	Rape	Aggravated Assault	Robbery	Larceny	Burglary	Motor Vehicle Theft	
Medical Care	\$0	\$197,614	\$41,789	\$0	\$0	\$0	\$0	\$239,403
Future Earnings (Lost Wages)	\$0	\$123,302	\$29,537	\$0	\$5,224	\$1,421	\$695	\$160,078
Public Services	\$0	\$17,342	\$9,025	\$0	\$87,754	\$19,295	\$1,612	\$135,029
Adjudication & Sanctioning	\$0	\$541,754	\$319,685	\$0	\$405,283	\$33,379	\$10,645	\$1,310,745
Property Damage and Loss	\$0	\$3,446	\$1,886	\$0	\$185,859	\$110,012	\$38,454	\$339,657
Subtotal (Monetary Cost)	\$0	\$883,458	\$401,922	\$0	\$684,119	\$164,107	\$51,306	\$2,164,912
Quality of Life	\$0	\$7,932,867	\$446,708	\$0	\$129,571	\$27,641	\$3,509	\$8,540,296
Total (Comprehensive Costs)	\$0	\$8,816,325	\$848,629	\$0	\$813,690	\$191,749	\$54,815	\$10,725,208

Index Crimes



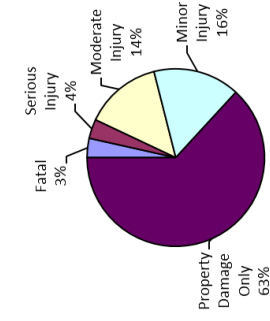
Index Crime Costs



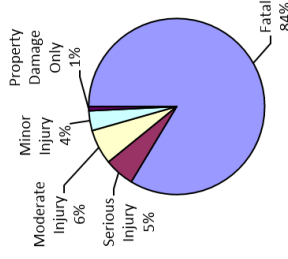
Emmet County Alcohol-Involved Crashes

Crash Casualty Severity	Crash Casualties	Crash Costs
Fatal	2	\$17,750,783
Serious Injury	2	\$1,169,515
Moderate Injury	8	\$1,363,921
Minor Injury	9	\$774,670
Property Damage Only	36	\$164,822
Total	57	\$21,223,711
Average cost of crash casualty		\$372,346

Crash Casualties



Crash Costs

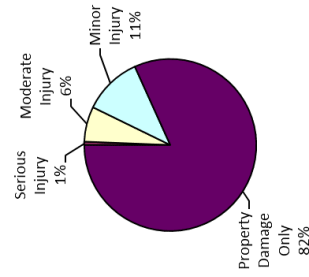


Costs of Alcohol-Involved Crashes in Emmet County (2015 dollars)						
	Fatal	Serious Injury	Moderate Injury	Minor Injury	Property Damage Only	Total
Medical Care	\$23,861	\$109,460	\$110,563	\$95,085	\$11,040	\$350,010
Future Earnings (Lost Wages)	\$2,407,468	\$169,446	\$204,675	\$143,052	\$12,296	\$2,936,938
Public Services	\$1,800	\$778	\$1,388	\$989	\$1,044	\$5,999
Adjudication & Sanctioning	\$212,513	\$25,791	\$28,049	\$19,567	\$1,727	\$287,648
Property Damage & Loss	\$46,305	\$22,579	\$59,580	\$56,399	\$98,652	\$283,516
Subtotal (Monetary Cost)	\$2,691,948	\$328,054	\$404,256	\$315,093	\$124,760	\$3,864,110
Quality of Life	\$15,058,835	\$841,461	\$959,665	\$459,578	\$40,062	\$17,359,601
Total (Comprehensive Cost)	\$17,750,783	\$1,169,515	\$1,363,921	\$774,670	\$164,822	\$21,223,711

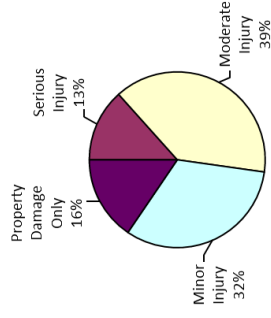
Emmet County Teen Driver Crashes

Crash Casualty Severity	Crash Casualties	Crash Costs
Fatal	0	\$0
Serious Injury	2	\$974,780
Moderate Injury	21	\$2,833,808
Minor Injury	35	\$2,352,011
Property Damage Only	260	\$1,130,335
Total	318	\$7,290,933
Average cost of crash casualty		\$22,927

Crash Casualties



Crash Costs



Costs of Teen Driver Crashes in Emmet County (2015 dollars)

	Fatal	Serious Injury	Moderate Injury	Minor Injury	Property Damage Only	Total
Medical Care	\$0	\$52,665	\$132,206	\$200,881	\$67,660	\$453,412
Future Earnings (Lost Wages)	\$0	\$80,416	\$244,100	\$302,851	\$77,440	\$704,807
Public Services	\$0	\$348	\$1,608	\$2,029	\$5,696	\$9,681
Adjudication & Sanctioning	\$0	\$17,077	\$35,295	\$39,289	\$4,599	\$96,259
Property Damage & Loss	\$0	\$12,780	\$82,043	\$134,110	\$701,938	\$930,871
Subtotal (Monetary Cost)	\$0	\$163,285	\$495,252	\$679,161	\$857,333	\$2,195,031
Quality of Life	\$0	\$811,495	\$2,338,556	\$1,672,850	\$273,002	\$5,095,903
Total (Comprehensive Cost)	\$0	\$974,780	\$2,833,808	\$2,352,011	\$1,130,335	\$7,290,933

Emmet County Motorcycle Crashes

Injury Severity	Motorcyclist Crash Victims	Motorcyclist Victim Costs
Fatal	0	\$0
Serious Injury	2	\$1,021,773
Moderate Injury	6	\$712,857
Minor Injury	4	\$447,898
Property Damage Only	7	\$27,902
Total	19	\$2,210,430
Average cost of crash casualty		\$116,338

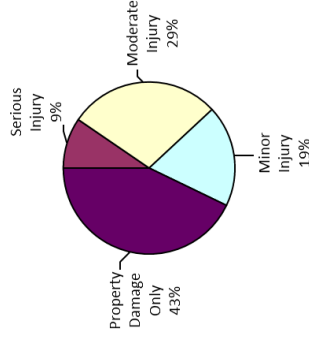
Injury Severity	Non-motorcyclist Crash Victims	Non-motorcyclist Victim Costs
Fatal	0	\$0
Serious Injury	0	\$0
Moderate Injury	0	\$0
Minor Injury	0	\$0
Property Damage Only	2	\$5,669
Total	2	\$5,669
Average cost of crash casualty		\$2,834

Motorcyclist Victim Costs in Motorcycle Crashes in Emmet County (2015 dollars)						
	Fatal	Serious Injury	Moderate Injury	Minor Injury	Property Damage Only	Total
Medical Care	\$0	\$83,566	\$54,220	\$34,425	\$968	\$173,189
Future Earnings (Lost Wages)	\$0	\$122,455	\$91,438	\$36,700	\$1,534	\$272,127
Public Services	\$0	\$707	\$1,036	\$657	\$421	\$2,821
Adjudication & Sanctioning	\$0	\$19,004	\$16,024	\$9,984	\$1,299	\$46,312
Property Damage & Loss	\$0	\$19,712	\$47,036	\$30,269	\$16,358	\$113,375
Subtotal (Monetary Cost)	\$0	\$245,434	\$209,754	\$132,034	\$20,562	\$607,803
Quality of Life	\$0	\$776,339	\$503,103	\$315,864	\$7,321	\$1,602,626
Total (Comprehensive Cost)	\$0	\$1,021,773	\$712,857	\$447,898	\$27,902	\$2,210,430

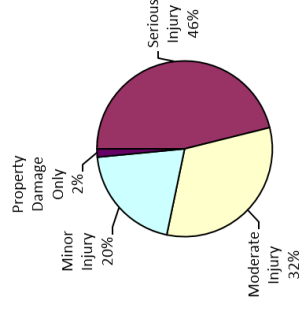
Non-motorcyclist Victim Costs in Motorcycle Crashes in Emmet County (2015 dollars)						
	Fatal	Serious Injury	Moderate Injury	Minor Injury	Property Damage Only	Total
Medical Care	\$0	\$0	\$0	\$0	\$0	\$0
Future Earnings (Lost Wages)	\$0	\$0	\$0	\$0	\$177	\$177
Public Services	\$0	\$0	\$0	\$0	\$42	\$42
Adjudication & Sanctioning	\$0	\$0	\$0	\$0	\$0	\$0
Property Damage & Loss	\$0	\$0	\$0	\$0	\$5,450	\$5,450
Subtotal (Monetary Cost)	\$0	\$0	\$0	\$0	\$5,669	\$5,669
Quality of Life	\$0	\$0	\$0	\$0	\$0	\$0
Total (Comprehensive Cost)	\$0	\$0	\$0	\$0	\$5,669	\$5,669

Costs of Motorcycle Crashes in Emmet County (2015 dollars)						
	Fatal	Serious Injury	Moderate Injury	Minor Injury	Property Damage Only	Total
Medical Care	\$0	\$83,566	\$54,220	\$34,425	\$968	\$173,189
Future Earnings (Lost Wages)	\$0	\$122,455	\$91,438	\$36,700	\$1,711	\$272,304
Public Services	\$0	\$707	\$1,036	\$657	\$463	\$2,863
Adjudication & Sanctioning	\$0	\$19,004	\$16,024	\$9,984	\$1,299	\$46,312
Property Damage & Loss	\$0	\$19,712	\$47,036	\$30,269	\$21,808	\$118,825
Subtotal (Monetary Cost)	\$0	\$245,434	\$209,754	\$132,034	\$26,250	\$613,472
Quality of Life	\$0	\$776,339	\$503,103	\$315,864	\$7,321	\$1,602,626
Total (Comprehensive Cost)	\$0	\$1,021,773	\$712,857	\$447,898	\$33,571	\$2,216,099

Motorcycle Crash Casualties



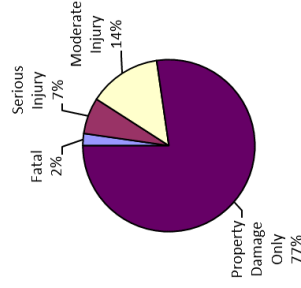
Motorcycle Crash Costs



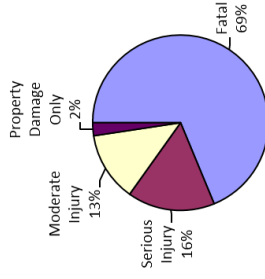
Emmet County Medium/Large Truck Crashes

Crash Casualty Severity	Crash Casualties	Crash Costs
Fatal	1	\$8,883,936
Serious Injury	3	\$2,077,881
Moderate Injury	6	\$1,650,186
Minor Injury	0	\$0
Property Damage Only	34	\$308,380
Total	44	\$12,920,383
Average cost of crash casualty		\$293,645

Crash Casualties



Crash Costs



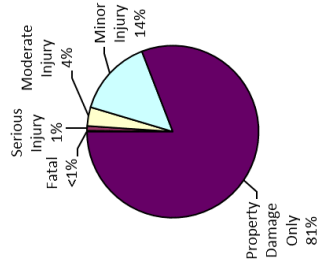
Costs of Medium/Large Truck Crashes in Emmet County (2015 dollars)						
	Fatal	Serious Injury	Moderate Injury	Minor Injury	Property Damage Only	Total
Medical Care	\$11,931	\$125,241	\$106,830	\$0	\$12,716	\$256,718
Future Earnings (Lost Wages)	\$1,203,734	\$357,702	\$306,264	\$0	\$92,820	\$1,960,520
Public Services	\$900	\$966	\$1,056	\$0	\$1,598	\$4,520
Adjudication & Sanctioning	\$106,256	\$48,348	\$41,352	\$0	\$10,574	\$206,530
Property Damage & Loss	\$31,697	\$37,665	\$55,920	\$0	\$115,566	\$240,848
Subtotal (Monetary Cost)	\$1,354,518	\$569,922	\$511,422	\$0	\$233,274	\$2,669,136
Quality of Life	\$7,529,418	\$1,507,959	\$1,138,764	\$0	\$75,106	\$10,251,247
Total (Comprehensive Cost)	\$8,883,936	\$2,077,881	\$1,650,186	\$0	\$308,380	\$12,920,383

Genesee County Traffic Crashes and Crime

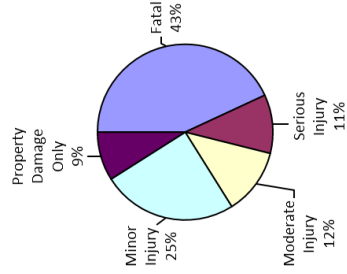
Traffic Crash Casualty Severity	Traffic Crash Casualties	Traffic Crash Costs
Fatal	32	\$284,012,525
Serious Injury	146	\$71,158,916
Moderate Injury	595	\$80,291,229
Minor Injury	2,445	\$164,304,754
Property Damage Only	13,607	\$59,155,642
Total	16,825	\$658,923,066
Average cost of traffic crash casualty		\$39,163

Costs of Traffic Crashes in Genesee County (2015 dollars)						
	Fatal	Serious Injury	Moderate Injury	Minor Injury	Property Damage Only	Total
Medical Care	\$381,784	\$3,844,514	\$3,745,832	\$14,032,986	\$3,540,985	\$25,546,101
Future Earnings (Lost Wages)	\$38,519,490	\$5,870,338	\$6,916,171	\$21,156,309	\$4,052,799	\$76,515,108
Public Services	\$28,801	\$25,424	\$45,662	\$141,740	\$298,083	\$539,610
Adjudication & Sanctioning	\$3,400,203	\$1,246,608	\$1,000,018	\$2,744,638	\$240,668	\$8,632,134
Property Damage & Loss	\$740,884	\$832,923	\$2,324,558	\$9,368,544	\$36,735,673	\$50,102,582
Subtotal (Monetary Cost)	\$43,071,162	\$11,919,807	\$14,032,141	\$47,444,216	\$44,965,208	\$161,335,535
Quality of Life	\$240,941,363	\$59,239,109	\$66,259,068	\$116,860,537	\$14,287,434	\$497,587,531
Total (Comprehensive Cost)	\$284,012,525	\$71,158,916	\$80,291,229	\$164,304,754	\$59,155,642	\$658,923,066

Traffic Crash Casualties



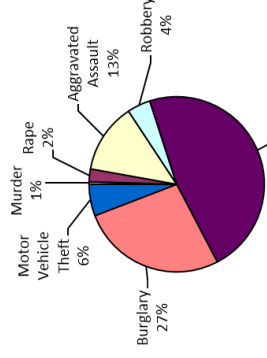
Traffic Crash Costs



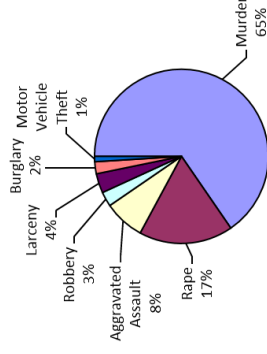
Index Crime Category	Number of Index Crimes	Index Crime Costs
Murder	50	\$364,440,402
Rape	243	\$97,380,317
Aggravated Assault	1,339	\$42,085,723
Robbery	446	\$15,243,927
Larceny	4,909	\$20,072,378
Burglary	2,785	\$12,419,068
Motor Vehicle Theft	606	\$5,536,339
Total	10,378	\$557,178,155
Average cost of index crime		\$53,688

Costs of Index Crimes in Genesee County (2015 dollars)								
	Murder	Rape	Aggravated Assault	Robbery	Larceny	Burglary	Motor Vehicle Theft	Total
Medical Care	\$1,386,887	\$2,182,739	\$2,072,425	\$684,318	\$0	\$0	\$0	\$6,326,369
Future Earnings (Lost Wages)	\$45,926,449	\$1,361,922	\$1,464,801	\$7,052,238	\$128,856	\$92,056	\$60,092	\$49,741,415
Public Services	\$142,290	\$191,522	\$447,588	\$180,237	\$2,164,741	\$1,249,701	\$162,653	\$4,538,964
Adjudication & Sanctioning	\$19,718,508	\$5,983,914	\$15,853,983	\$2,516,859	\$9,987,658	\$2,161,846	\$1,075,126	\$57,307,905
Property Damage and Loss	\$8,731	\$38,068	\$93,526	\$508,669	\$4,584,828	\$7,125,205	\$3,883,870	\$16,242,897
Subtotal (Monetary Cost)	\$67,784,665	\$9,798,196	\$19,932,355	\$4,996,322	\$16,876,083	\$10,628,608	\$5,181,941	\$154,157,950
Quality of Life	\$287,255,537	\$87,622,122	\$22,153,388	\$10,648,605	\$3,196,295	\$1,790,280	\$354,398	\$423,020,604
Total (Comprehensive Costs)	\$364,440,402	\$97,380,317	\$42,085,723	\$15,243,927	\$20,072,378	\$12,419,068	\$5,536,339	\$557,178,155

Index Crimes



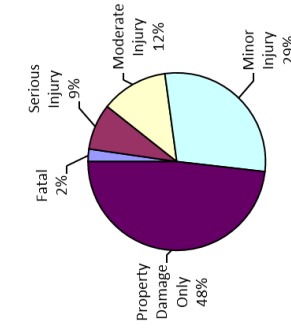
Index Crime Costs



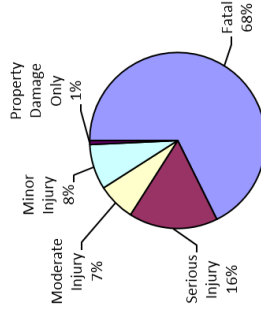
Genesee County Alcohol-Involved Crashes

Crash Casualty Severity	Crash Casualties	Crash Costs
Fatal	12	\$106,504,697
Serious Injury	44	\$25,729,326
Moderate Injury	64	\$10,911,368
Minor Injury	152	\$13,083,321
Property Damage Only	253	\$1,158,331
Total	525	\$157,387,044
Average cost of crash casualty		\$299,785

Crash Casualties



Crash Costs

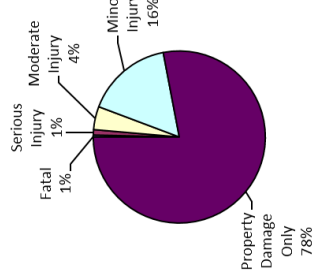


Costs of Alcohol-Involved Crashes in Genesee County (2015 dollars)						
	Fatal	Serious Injury	Moderate Injury	Minor Injury	Property Damage Only	Total
Medical Care	\$143,169	\$2,408,115	\$884,506	\$1,605,880	\$77,589	\$5,119,259
Future Earnings (Lost Wages)	\$14,444,809	\$3,727,808	\$1,637,401	\$2,415,997	\$86,414	\$22,312,429
Public Services	\$10,800	\$17,119	\$11,106	\$16,700	\$7,336	\$63,062
Adjudication & Sanctioning	\$1,275,076	\$567,406	\$224,395	\$330,469	\$12,139	\$2,409,486
Property Damage & Loss	\$277,832	\$496,744	\$476,642	\$952,517	\$693,304	\$2,897,038
Subtotal (Monetary Cost)	\$16,151,686	\$7,217,192	\$3,234,050	\$5,321,564	\$876,782	\$32,801,274
Quality of Life	\$90,353,011	\$18,512,134	\$7,677,318	\$7,761,757	\$281,549	\$124,585,770
Total (Comprehensive Cost)	\$106,504,697	\$25,729,326	\$10,911,368	\$13,083,321	\$1,158,331	\$157,387,044

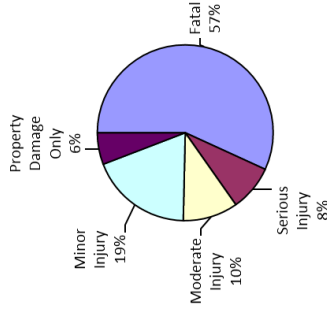
Genesee County Teen Driver Crashes

Crash Casualty Severity	Crash Casualties	Crash Costs
Fatal	10	\$88,753,914
Serious Injury	27	\$13,159,526
Moderate Injury	117	\$15,788,359
Minor Injury	437	\$29,366,535
Property Damage Only	2,095	\$9,107,891
Total	2,686	\$156,176,224
Average cost of crash casualty		\$58,145

Crash Casualties



Crash Costs



Costs of Teen Driver Crashes in Genesee County (2015 dollars)

	Fatal	Serious Injury	Moderate Injury	Minor Injury	Property Damage Only	Total
Medical Care	\$119,307	\$710,972	\$736,575	\$2,508,145	\$545,187	\$4,620,187
Future Earnings (Lost Wages)	\$12,037,341	\$1,085,610	\$1,359,987	\$3,781,312	\$623,989	\$18,888,238
Public Services	\$9,000	\$4,702	\$8,959	\$25,333	\$45,894	\$93,889
Adjudication & Sanctioning	\$1,062,563	\$230,537	\$196,642	\$490,555	\$37,054	\$2,017,352
Property Damage & Loss	\$231,526	\$172,527	\$457,098	\$1,674,460	\$5,656,003	\$8,191,614
Subtotal (Monetary Cost)	\$13,459,738	\$2,204,348	\$2,759,261	\$8,479,805	\$6,908,128	\$33,811,280
Quality of Life	\$75,294,176	\$10,955,178	\$13,029,098	\$20,886,730	\$2,199,763	\$122,364,944
Total (Comprehensive Cost)	\$88,753,914	\$13,159,526	\$15,788,359	\$29,366,535	\$9,107,891	\$156,176,224

Genesee County Motorcycle Crashes

Injury Severity	Motorcyclist Crash Victims	Motorcyclist Victim Costs
Fatal	3	\$26,447,770
Serious Injury	20	\$10,217,730
Moderate Injury	30	\$3,564,284
Minor Injury	38	\$4,255,029
Property Damage Only	42	\$167,413
Total	133	\$44,652,226
Average cost of crash casualty		\$335,731

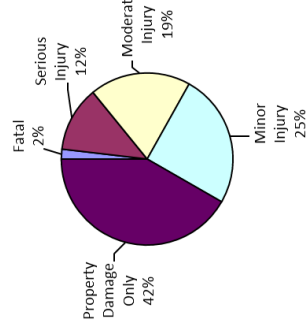
Injury Severity	Non-motorcyclist Crash Victims	Non-motorcyclist Victim Costs
Fatal	0	\$0
Serious Injury	0	\$0
Moderate Injury	1	\$134,943
Minor Injury	3	\$201,601
Property Damage Only	26	\$73,695
Total	30	\$410,239
Average cost of crash casualty		\$13,675

Motorcyclist Victim Costs in Motorcycle Crashes in Genesee County (2015 dollars)						
	Fatal	Serious Injury	Moderate Injury	Minor Injury	Property Damage Only	Total
Medical Care	\$35,792	\$635,557	\$271,102	\$327,033	\$5,811	\$1,475,295
Future Earnings (Lost Wages)	\$3,628,449	\$1,224,552	\$457,190	\$538,648	\$9,206	\$5,858,045
Public Services	\$2,365	\$7,071	\$5,178	\$6,239	\$2,528	\$23,381
Adjudication & Sanctioning	\$318,770	\$190,038	\$80,122	\$94,851	\$7,795	\$691,577
Property Damage & Loss	\$38,853	\$197,117	\$235,180	\$287,551	\$98,150	\$866,852
Subtotal (Monetary Cost)	\$4,024,230	\$2,454,336	\$1,048,772	\$1,254,322	\$123,490	\$8,905,149
Quality of Life	\$22,423,540	\$7,763,394	\$2,515,513	\$3,000,707	\$43,924	\$35,747,078
Total (Comprehensive Cost)	\$26,447,770	\$10,217,730	\$3,564,284	\$4,255,029	\$167,413	\$44,652,226

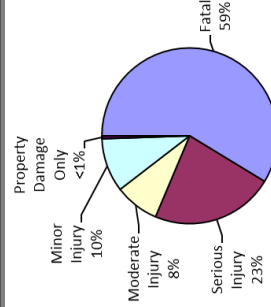
Non-motorcyclist Victim Costs in Motorcycle Crashes in Genesee County (2015 dollars)						
	Fatal	Serious Injury	Moderate Injury	Minor Injury	Property Damage Only	Total
Medical Care	\$0	\$0	\$6,296	\$17,218	\$0	\$23,514
Future Earnings (Lost Wages)	\$0	\$0	\$11,624	\$25,959	\$2,300	\$39,883
Public Services	\$0	\$0	\$0	\$77	\$545	\$795
Adjudication & Sanctioning	\$0	\$0	\$1,681	\$3,368	\$0	\$5,048
Property Damage & Loss	\$0	\$0	\$3,907	\$11,495	\$70,850	\$86,252
Subtotal (Monetary Cost)	\$0	\$0	\$23,563	\$58,214	\$73,695	\$155,492
Quality of Life	\$0	\$0	\$111,360	\$143,387	\$0	\$254,747
Total (Comprehensive Cost)	\$0	\$0	\$134,943	\$201,601	\$73,695	\$410,239

Costs of Motorcycle Crashes in Genesee County (2015 dollars)						
	Fatal	Serious Injury	Moderate Injury	Minor Injury	Property Damage Only	Total
Medical Care	\$35,792	\$635,557	\$277,398	\$344,252	\$5,811	\$1,498,809
Future Earnings (Lost Wages)	\$3,628,449	\$1,224,552	\$468,813	\$564,607	\$11,506	\$5,897,928
Public Services	\$2,365	\$7,071	\$5,254	\$6,413	\$3,073	\$24,176
Adjudication & Sanctioning	\$318,770	\$190,038	\$81,803	\$98,219	\$7,795	\$696,625
Property Damage & Loss	\$38,853	\$197,117	\$239,046	\$299,046	\$169,000	\$943,104
Subtotal (Monetary Cost)	\$4,024,230	\$2,454,336	\$1,072,355	\$1,312,536	\$197,185	\$9,060,641
Quality of Life	\$22,423,540	\$7,763,394	\$2,626,872	\$3,144,094	\$43,924	\$36,001,824
Total (Comprehensive Cost)	\$26,447,770	\$10,217,730	\$3,699,227	\$4,456,630	\$241,108	\$45,062,466

Motorcycle Crash Casualties



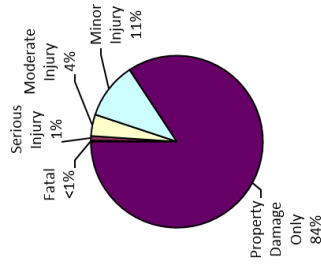
Motorcycle Crash Costs



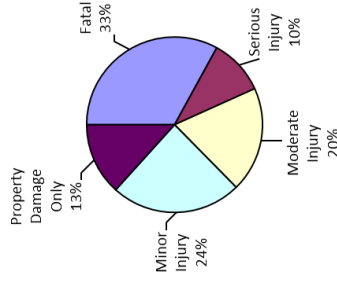
Genesee County Medium/Large Truck Crashes

Crash Casualty Severity	Crash Casualties	Crash Costs
Fatal	1	\$8,883,936
Serious Injury	4	\$2,770,508
Moderate Injury	19	\$5,225,589
Minor Injury	50	\$6,475,200
Property Damage Only	396	\$3,591,720
Total	470	\$26,946,953
Average cost of crash casualty		\$57,334

Crash Casualties



Crash Costs



	Costs of Medium/Large Truck Crashes in Genesee County (2015 dollars)					Total
	Fatal	Serious Injury	Moderate Injury	Minor Injury	Property Damage Only	
Medical Care	\$11,931	\$166,988	\$338,295	\$408,250	\$148,104	\$1,073,568
Future Earnings (Lost Wages)	\$1,203,734	\$476,936	\$969,836	\$1,089,400	\$1,081,080	\$4,820,986
Public Services	\$900	\$1,288	\$3,344	\$9,650	\$18,612	\$33,794
Adjudication & Sanctioning	\$106,256	\$64,464	\$130,948	\$149,950	\$123,156	\$574,774
Property Damage & Loss	\$31,697	\$50,220	\$177,080	\$335,450	\$1,346,004	\$1,940,451
Subtotal (Monetary Cost)	\$1,354,518	\$759,896	\$1,619,503	\$1,992,700	\$2,716,956	\$8,443,573
Quality of Life	\$7,529,418	\$2,010,612	\$3,606,086	\$4,482,500	\$874,764	\$18,503,380
Total (Comprehensive Cost)	\$8,883,936	\$2,770,508	\$5,225,589	\$6,475,200	\$3,591,720	\$26,946,953

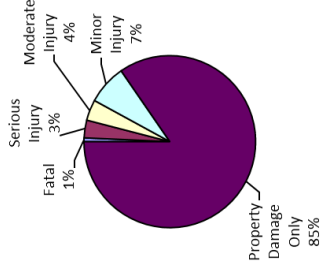
Gladwin County Traffic Crashes and Crime

Index Crime Category	Number of Index Crimes	Index Crime Costs
Murder	1	\$7,288,808
Rape	22	\$8,816,325
Aggravated Assault	31	\$974,352
Robbery	2	\$68,358
Larceny	157	\$641,956
Burglary	85	\$379,038
Motor Vehicle Theft	10	\$91,359
Total	308	\$18,260,197
Average cost of index crime		\$59,286

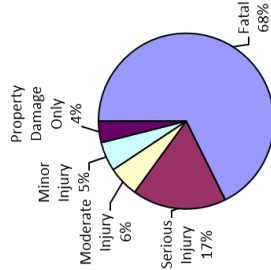
Traffic Crash Casualty Severity	Traffic Crash Casualties	Traffic Crash Costs
Fatal	6	\$53,252,348
Serious Injury	28	\$13,646,915
Moderate Injury	33	\$4,453,127
Minor Injury	63	\$4,233,619
Property Damage Only	714	\$3,104,074
Total	844	\$78,690,084
Average cost of traffic crash casualty		\$93,235

Costs of Traffic Crashes in Gladwin County (2015 dollars)						
	Fatal	Serious Injury	Moderate Injury	Minor Injury	Property Damage Only	Total
Medical Care	\$71,584	\$737,304	\$207,752	\$361,586	\$185,806	\$1,564,033
Future Earnings (Lost Wages)	\$7,222,404	\$1,125,818	\$383,566	\$545,132	\$212,663	\$9,489,603
Public Services	\$5,400	\$4,876	\$2,527	\$3,652	\$15,641	\$32,097
Adjudication & Sanctioning	\$637,538	\$239,075	\$55,463	\$70,721	\$12,629	\$1,015,426
Property Damage & Loss	\$138,916	\$178,917	\$128,925	\$241,388	\$1,927,631	\$2,615,766
Subtotal (Monetary Cost)	\$8,075,843	\$2,285,990	\$778,253	\$1,222,469	\$2,354,369	\$14,716,945
Quality of Life	\$45,176,506	\$11,360,925	\$3,674,874	\$3,011,130	\$749,704	\$63,973,139
Total (Comprehensive Cost)	\$53,252,348	\$13,646,915	\$4,453,127	\$4,233,619	\$3,104,074	\$78,690,084

Traffic Crash Casualties

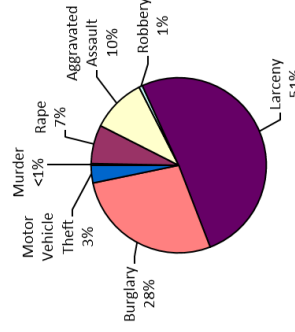


Traffic Crash Costs

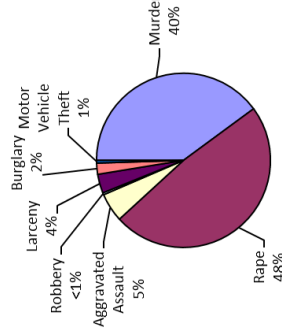


Costs of Index Crimes in Gladwin County (2015 dollars)								
	Murder	Rape	Aggravated Assault	Robbery	Larceny	Burglary	Motor Vehicle Theft	Total
Medical Care	\$27,738	\$197,614	\$47,980	\$3,069	\$0	\$0	\$0	\$276,401
Future Earnings (Lost Wages)	\$918,589	\$123,302	\$33,913	\$3,163	\$4,121	\$2,810	\$992	\$1,086,868
Public Services	\$2,846	\$17,342	\$10,362	\$808	\$69,233	\$38,142	\$2,687	\$141,421
Adjudication & Sanctioning	\$394,370	\$541,754	\$367,045	\$11,266	\$319,746	\$65,981	\$17,741	\$1,717,924
Property Damage and Loss	\$175	\$3,446	\$2,165	\$2,281	\$146,632	\$217,468	\$64,090	\$436,256
Subtotal (Monetary Cost)	\$1,343,697	\$883,458	\$461,466	\$20,607	\$539,732	\$324,398	\$85,511	\$3,686,869
Quality of Life	\$5,945,111	\$7,932,867	\$512,887	\$47,752	\$102,224	\$54,840	\$5,848	\$14,601,328
Total (Comprehensive Costs)	\$7,288,808	\$8,816,325	\$974,352	\$68,358	\$641,956	\$379,038	\$91,359	\$18,260,197

Index Crimes



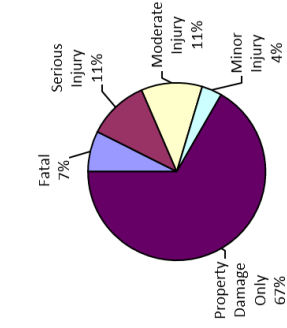
Index Crime Costs



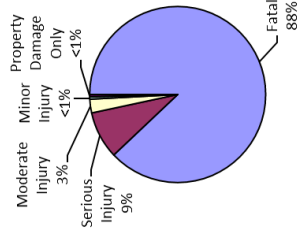
Gladwin County Alcohol-Involved Crashes

Crash Casualty Severity	Crash Casualties	Crash Costs
Fatal	2	\$17,750,783
Serious Injury	3	\$1,754,272
Moderate Injury	3	\$511,470
Minor Injury	1	\$86,074
Property Damage Only	18	\$82,411
Total	27	\$20,185,011
Average cost of crash casualty		\$747,593

Crash Casualties



Crash Costs

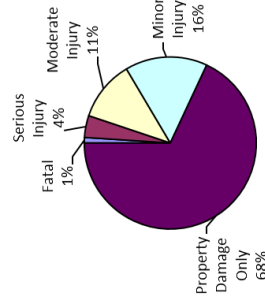


Costs of Alcohol-Involved Crashes in Gladwin County (2015 dollars)						
	Fatal	Serious Injury	Moderate Injury	Minor Injury	Property Damage Only	Total
Medical Care	\$23,861	\$164,190	\$41,461	\$10,565	\$5,520	\$245,598
Future Earnings (Lost Wages)	\$2,407,468	\$254,169	\$76,753	\$15,895	\$6,148	\$2,760,433
Public Services	\$1,800	\$1,167	\$521	\$110	\$522	\$4,120
Adjudication & Sanctioning	\$212,513	\$38,687	\$10,519	\$2,174	\$864	\$264,756
Property Damage & Loss	\$46,305	\$33,869	\$22,343	\$6,267	\$49,326	\$158,109
Subtotal (Monetary Cost)	\$2,691,948	\$492,081	\$151,596	\$35,010	\$62,380	\$3,433,015
Quality of Life	\$15,058,835	\$1,262,191	\$359,874	\$51,064	\$20,031	\$16,751,996
Total (Comprehensive Cost)	\$17,750,783	\$1,754,272	\$511,470	\$86,074	\$82,411	\$20,185,011

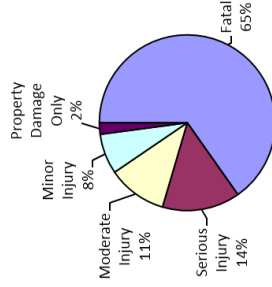
Gladwin County Teen Driver Crashes

Crash Casualty Severity	Crash Casualties	Crash Costs
Fatal	1	\$8,875,391
Serious Injury	4	\$1,949,559
Moderate Injury	11	\$1,484,376
Minor Injury	15	\$1,008,005
Property Damage Only	66	\$286,931
Total	97	\$13,604,262
Average cost of crash casualty		\$140,250

Crash Casualties



Crash Costs



Costs of Teen Driver Crashes in Gladwin County (2015 dollars)

	Fatal	Serious Injury	Moderate Injury	Minor Injury	Property Damage Only	Total
Medical Care	\$11,931	\$105,329	\$69,251	\$86,092	\$17,175	\$289,778
Future Earnings (Lost Wages)	\$1,203,734	\$160,831	\$127,862	\$129,793	\$19,658	\$1,641,878
Public Services	\$900	\$697	\$842	\$670	\$1,446	\$4,754
Adjudication & Sanctioning	\$106,256	\$34,154	\$18,488	\$16,838	\$1,167	\$176,903
Property Damage & Loss	\$23,153	\$25,560	\$42,975	\$57,476	\$178,184	\$327,347
Subtotal (Monetary Cost)	\$1,345,974	\$326,570	\$259,418	\$291,069	\$217,631	\$2,440,661
Quality of Life	\$7,529,418	\$1,622,989	\$1,224,958	\$716,936	\$69,300	\$11,163,601
Total (Comprehensive Cost)	\$8,875,391	\$1,949,559	\$1,484,376	\$1,008,005	\$286,931	\$13,604,262

Gladwin County Motorcycle Crashes

Injury Severity	Motorcyclist Crash Victims	Motorcyclist Victim Costs
Fatal	0	\$0
Serious Injury	3	\$1,532,660
Moderate Injury	0	\$0
Minor Injury	2	\$223,949
Property Damage Only	1	\$3,986
Total	6	\$1,760,594
Average cost of crash casualty		\$293,432

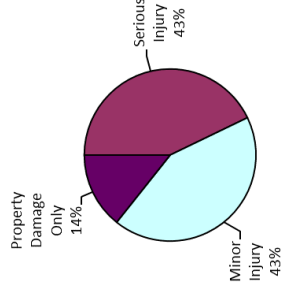
Injury Severity	Non-motorcyclist Crash Victims	Non-motorcyclist Victim Costs
Fatal	0	\$0
Serious Injury	0	\$0
Moderate Injury	0	\$0
Minor Injury	1	\$67,200
Property Damage Only	0	\$0
Total	1	\$67,200
Average cost of crash casualty		\$67,200

Motorcyclist Victim Costs in Motorcycle Crashes in Gladwin County (2015 dollars)						
	Fatal	Serious Injury	Moderate Injury	Minor Injury	Property Damage Only	Total
Medical Care	\$0	\$125,334	\$0	\$17,212	\$138	\$142,684
Future Earnings (Lost Wages)	\$0	\$183,683	\$0	\$28,350	\$219	\$212,252
Public Services	\$0	\$1,061	\$0	\$328	\$60	\$1,449
Adjudication & Sanctioning	\$0	\$28,506	\$0	\$4,992	\$186	\$33,683
Property Damage & Loss	\$0	\$29,568	\$0	\$15,134	\$2,337	\$47,039
Subtotal (Monetary Cost)	\$0	\$368,150	\$0	\$66,017	\$2,940	\$437,108
Quality of Life	\$0	\$1,164,509	\$0	\$157,832	\$1,046	\$1,323,487
Total (Comprehensive Cost)	\$0	\$1,532,660	\$0	\$223,949	\$3,986	\$1,760,594

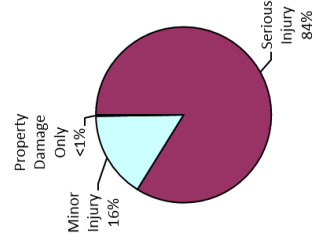
Non-motorcyclist Victim Costs in Motorcycle Crashes in Gladwin County (2015 dollars)						
	Fatal	Serious Injury	Moderate Injury	Minor Injury	Property Damage Only	Total
Medical Care	\$0	\$0	\$0	\$5,739	\$0	\$5,739
Future Earnings (Lost Wages)	\$0	\$0	\$0	\$8,653	\$0	\$8,653
Public Services	\$0	\$0	\$0	\$58	\$0	\$58
Adjudication & Sanctioning	\$0	\$0	\$0	\$1,123	\$0	\$1,123
Property Damage & Loss	\$0	\$0	\$0	\$3,832	\$0	\$3,832
Subtotal (Monetary Cost)	\$0	\$0	\$0	\$19,405	\$0	\$19,405
Quality of Life	\$0	\$0	\$0	\$47,796	\$0	\$47,796
Total (Comprehensive Cost)	\$0	\$0	\$0	\$67,200	\$0	\$67,200

Costs of Motorcycle Crashes in Gladwin County (2015 dollars)						
	Fatal	Serious Injury	Moderate Injury	Minor Injury	Property Damage Only	Total
Medical Care	\$0	\$125,334	\$0	\$22,952	\$138	\$148,424
Future Earnings (Lost Wages)	\$0	\$183,683	\$0	\$37,003	\$219	\$220,905
Public Services	\$0	\$1,061	\$0	\$386	\$60	\$1,507
Adjudication & Sanctioning	\$0	\$28,506	\$0	\$6,115	\$186	\$34,806
Property Damage & Loss	\$0	\$29,568	\$0	\$18,966	\$2,337	\$50,870
Subtotal (Monetary Cost)	\$0	\$368,150	\$0	\$85,422	\$2,940	\$456,512
Quality of Life	\$0	\$1,164,509	\$0	\$205,728	\$1,046	\$1,371,283
Total (Comprehensive Cost)	\$0	\$1,532,660	\$0	\$291,149	\$3,986	\$1,827,795

Motorcycle Crash Casualties



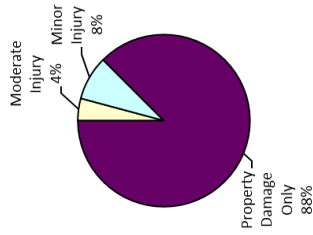
Motorcycle Crash Costs



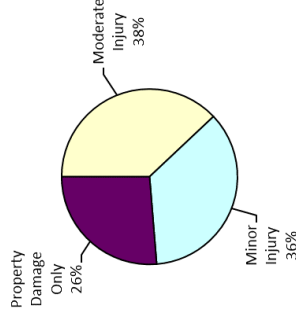
Gladwin County Medium/Large Truck Crashes

Crash Casualty Severity	Crash Casualties	Crash Costs
Fatal	0	\$0
Serious Injury	0	\$0
Moderate Injury	1	\$275,031
Minor Injury	2	\$259,008
Property Damage Only	21	\$190,470
Total	24	\$724,509
Average cost of crash casualty		\$30,188

Crash Casualties



Crash Costs



	Costs of Medium/Large Truck Crashes in Gladwin County (2015 dollars)					Total
	Fatal	Serious Injury	Moderate Injury	Minor Injury	Property Damage Only	
Medical Care	\$0	\$0	\$17,805	\$16,330	\$7,854	\$41,989
Future Earnings (Lost Wages)	\$0	\$0	\$51,044	\$43,576	\$57,330	\$151,950
Public Services	\$0	\$0	\$176	\$386	\$987	\$1,549
Adjudication & Sanctioning	\$0	\$0	\$6,892	\$5,998	\$6,531	\$19,421
Property Damage & Loss	\$0	\$0	\$9,320	\$13,418	\$71,379	\$94,117
Subtotal (Monetary Cost)	\$0	\$0	\$85,237	\$79,708	\$144,081	\$309,026
Quality of Life	\$0	\$0	\$189,794	\$179,300	\$46,389	\$415,483
Total (Comprehensive Cost)	\$0	\$0	\$275,031	\$259,008	\$190,470	\$724,509

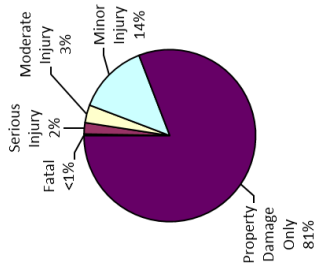
Gogebic County Traffic Crashes and Crime

Index Crime Category	Number of Index Crimes	Index Crime Costs
Murder	0	\$0
Rape	5	\$2,003,710
Aggravated Assault	15	\$471,461
Robbery	0	\$0
Larceny	94	\$384,356
Burglary	31	\$138,237
Motor Vehicle Theft	8	\$73,087
Total	153	\$3,070,851
Average cost of index crime		\$20,071

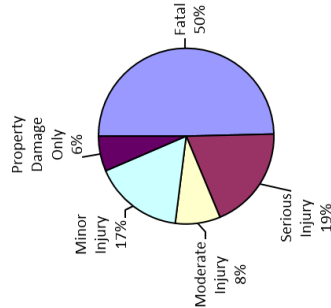
Traffic Crash Casualty Severity	Traffic Crash Casualties	Traffic Crash Costs
Fatal	1	\$8,875,391
Serious Injury	7	\$3,411,729
Moderate Injury	11	\$1,484,376
Minor Injury	44	\$2,956,814
Property Damage Only	266	\$1,156,420
Total	329	\$17,884,729
Average cost of traffic crash casualty		\$54,361

Costs of Traffic Crashes in Gogebic County (2015 dollars)						Total
	Fatal	Serious Injury	Moderate Injury	Minor Injury	Property Damage Only	
Medical Care	\$11,931	\$184,326	\$69,251	\$252,536	\$69,222	\$587,266
Future Earnings (Lost Wages)	\$1,203,734	\$281,455	\$127,862	\$360,727	\$79,227	\$2,073,005
Public Services	\$900	\$1,219	\$842	\$2,551	\$5,627	\$11,339
Adjudication & Sanctioning	\$106,256	\$59,769	\$18,488	\$49,392	\$4,705	\$236,610
Property Damage & Loss	\$23,153	\$44,729	\$42,975	\$168,595	\$718,137	\$997,589
Subtotal (Monetary Cost)	\$1,345,974	\$571,469	\$259,418	\$853,802	\$877,118	\$3,907,809
Quality of Life	\$7,529,418	\$2,840,231	\$1,224,958	\$2,103,012	\$279,302	\$13,976,920
Total (Comprehensive Cost)	\$8,875,391	\$3,411,729	\$1,484,376	\$2,956,814	\$1,156,420	\$17,884,729

Traffic Crash Casualties

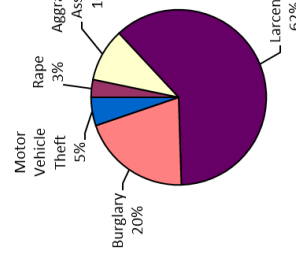


Traffic Crash Costs

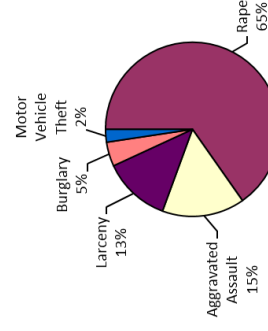


Costs of Index Crimes in Gogebic County (2015 dollars)								Total
	Murder	Rape	Aggravated Assault	Robbery	Larceny	Burglary	Motor Vehicle Theft	
Medical Care	\$0	\$44,912	\$23,216	\$0	\$0	\$0	\$0	\$68,128
Future Earnings (Lost Wages)	\$0	\$28,023	\$16,409	\$0	\$2,467	\$1,025	\$793	\$48,718
Public Services	\$0	\$3,941	\$5,014	\$0	\$41,452	\$13,910	\$2,150	\$66,467
Adjudication & Sanctioning	\$0	\$123,126	\$177,603	\$0	\$191,440	\$24,064	\$14,193	\$530,425
Property Damage and Loss	\$0	\$763	\$1,048	\$0	\$87,793	\$79,311	\$51,272	\$220,207
Subtotal (Monetary Cost)	\$0	\$200,786	\$223,290	\$0	\$323,152	\$118,310	\$68,408	\$933,946
Quality of Life	\$0	\$1,802,924	\$248,171	\$0	\$61,204	\$19,927	\$4,679	\$2,136,905
Total (Comprehensive Costs)	\$0	\$2,003,710	\$471,461	\$0	\$384,356	\$138,237	\$73,087	\$3,070,851

Index Crimes



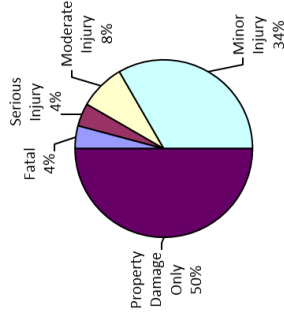
Index Crime Costs



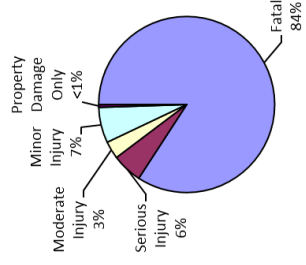
Gogebic County Alcohol-Involved Crashes

Crash Casualty Severity	Crash Casualties	Crash Costs
Fatal	1	\$8,875,391
Serious Injury	1	\$584,757
Moderate Injury	2	\$340,980
Minor Injury	8	\$688,596
Property Damage Only	12	\$54,941
Total	24	\$10,544,666
Average cost of crash casualty		\$439,361

Crash Casualties



Crash Costs

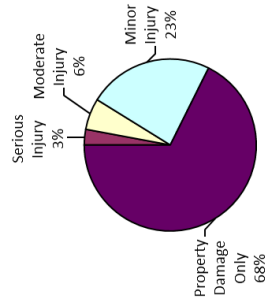


Costs of Alcohol-Involved Crashes in Gogebic County (2015 dollars)						
	Fatal	Serious Injury	Moderate Injury	Minor Injury	Property Damage Only	Total
Medical Care	\$11,931	\$54,730	\$27,641	\$84,520	\$3,680	\$182,502
Future Earnings (Lost Wages)	\$1,203,734	\$84,723	\$51,169	\$127,158	\$4,099	\$1,470,882
Public Services	\$900	\$389	\$347	\$879	\$348	\$2,863
Adjudication & Sanctioning	\$106,256	\$12,896	\$7,012	\$17,393	\$576	\$144,133
Property Damage & Loss	\$23,153	\$11,290	\$14,895	\$50,132	\$32,884	\$132,354
Subtotal (Monetary Cost)	\$1,345,974	\$164,027	\$101,064	\$280,082	\$41,587	\$1,932,734
Quality of Life	\$7,529,418	\$420,730	\$239,916	\$408,514	\$13,354	\$8,611,932
Total (Comprehensive Cost)	\$8,875,391	\$584,757	\$340,980	\$688,596	\$54,941	\$10,544,666

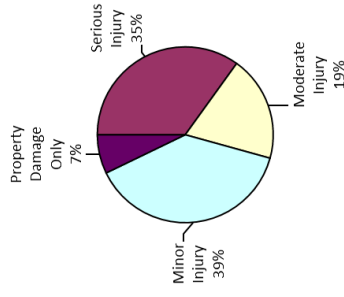
Gogebic County Teen Driver Crashes

Crash Casualty Severity	Crash Casualties	Crash Costs
Fatal	0	\$0
Serious Injury	1	\$487,390
Moderate Injury	2	\$269,886
Minor Injury	8	\$537,602
Property Damage Only	23	\$99,991
Total	34	\$1,394,870
Average cost of crash casualty		\$41,026

Crash Casualties



Crash Costs



Costs of Teen Driver Crashes in Gogebic County (2015 dollars)						
	Fatal	Serious Injury	Moderate Injury	Minor Injury	Property Damage Only	Total
Medical Care	\$0	\$26,332	\$12,591	\$45,916	\$5,985	\$90,824
Future Earnings (Lost Wages)	\$0	\$40,208	\$23,248	\$69,223	\$6,850	\$139,529
Public Services	\$0	\$174	\$153	\$464	\$504	\$1,295
Adjudication & Sanctioning	\$0	\$8,538	\$3,361	\$8,980	\$407	\$21,287
Property Damage & Loss	\$0	\$6,390	\$7,814	\$30,654	\$62,095	\$106,952
Subtotal (Monetary Cost)	\$0	\$81,643	\$47,167	\$155,237	\$75,841	\$359,887
Quality of Life	\$0	\$405,747	\$222,720	\$382,366	\$24,150	\$1,034,983
Total (Comprehensive Cost)	\$0	\$487,390	\$269,886	\$537,602	\$99,991	\$1,394,870

Gogebic County Motorcycle Crashes

Injury Severity	Motorcyclist Crash Victims	Motorcyclist Victim Costs
Fatal	0	\$0
Serious Injury	0	\$0
Moderate Injury	0	\$0
Minor Injury	0	\$0
Property Damage Only	3	\$11,958
Total	3	\$11,958
Average cost of crash casualty		\$3,986

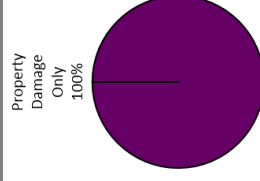
Injury Severity	Non-motorcyclist Crash Victims	Non-motorcyclist Victim Costs
Fatal	0	\$0
Serious Injury	0	\$0
Moderate Injury	0	\$0
Minor Injury	0	\$0
Property Damage Only	2	\$5,669
Total	2	\$5,669
Average cost of crash casualty		\$2,834

Motorcyclist Victim Costs in Motorcycle Crashes in Gogebic County (2015 dollars)						
	Fatal	Serious Injury	Moderate Injury	Minor Injury	Property Damage Only	Total
Medical Care	\$0	\$0	\$0	\$0	\$415	\$415
Future Earnings (Lost Wages)	\$0	\$0	\$0	\$0	\$658	\$658
Public Services	\$0	\$0	\$0	\$0	\$181	\$181
Adjudication & Sanctioning	\$0	\$0	\$0	\$0	\$557	\$557
Property Damage & Loss	\$0	\$0	\$0	\$0	\$7,011	\$7,011
Subtotal (Monetary Cost)	\$0	\$0	\$0	\$0	\$8,821	\$8,821
Quality of Life	\$0	\$0	\$0	\$0	\$3,137	\$3,137
Total (Comprehensive Cost)	\$0	\$0	\$0	\$0	\$11,958	\$11,958

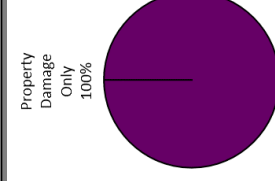
Non-motorcyclist Victim Costs in Motorcycle Crashes in Gogebic County (2015 dollars)						
	Fatal	Serious Injury	Moderate Injury	Minor Injury	Property Damage Only	Total
Medical Care	\$0	\$0	\$0	\$0	\$0	\$0
Future Earnings (Lost Wages)	\$0	\$0	\$0	\$0	\$177	\$177
Public Services	\$0	\$0	\$0	\$0	\$42	\$42
Adjudication & Sanctioning	\$0	\$0	\$0	\$0	\$0	\$0
Property Damage & Loss	\$0	\$0	\$0	\$0	\$5,450	\$5,450
Subtotal (Monetary Cost)	\$0	\$0	\$0	\$0	\$5,669	\$5,669
Quality of Life	\$0	\$0	\$0	\$0	\$0	\$0
Total (Comprehensive Cost)	\$0	\$0	\$0	\$0	\$5,669	\$5,669

Costs of Motorcycle Crashes in Gogebic County (2015 dollars)						
	Fatal	Serious Injury	Moderate Injury	Minor Injury	Property Damage Only	Total
Medical Care	\$0	\$0	\$0	\$0	\$415	\$415
Future Earnings (Lost Wages)	\$0	\$0	\$0	\$0	\$834	\$834
Public Services	\$0	\$0	\$0	\$0	\$222	\$222
Adjudication & Sanctioning	\$0	\$0	\$0	\$0	\$557	\$557
Property Damage & Loss	\$0	\$0	\$0	\$0	\$12,461	\$12,461
Subtotal (Monetary Cost)	\$0	\$0	\$0	\$0	\$14,490	\$14,490
Quality of Life	\$0	\$0	\$0	\$0	\$3,137	\$3,137
Total (Comprehensive Cost)	\$0	\$0	\$0	\$0	\$17,627	\$17,627

Motorcycle Crash Casualties



Motorcycle Crash Costs




Gogebic County Medium/Large Truck Crashes

Crash Casualty Severity	Crash Casualties	Crash Costs
Fatal	0	\$0
Serious Injury	0	\$0
Moderate Injury	0	\$0
Minor Injury	0	\$0
Property Damage Only	11	\$99,770
Total	11	\$99,770
Average cost of crash casualty		\$9,070


Crash Casualties

Property
Damage
Only
100%



Crash Costs

Property
Damage
Only
100%



Costs of Medium/Large Truck Crashes in Gogebic County (2015 dollars)

	Fatal	Serious Injury	Moderate Injury	Minor Injury	Property Damage Only	Total
Medical Care	\$0	\$0	\$0	\$0	\$4,114	\$4,114
Future Earnings (Lost Wages)	\$0	\$0	\$0	\$0	\$30,030	\$30,030
Public Services	\$0	\$0	\$0	\$0	\$517	\$517
Adjudication & Sanctioning	\$0	\$0	\$0	\$0	\$3,421	\$3,421
Property Damage & Loss	\$0	\$0	\$0	\$0	\$37,389	\$37,389
Subtotal (Monetary Cost)	\$0	\$0	\$0	\$0	\$75,471	\$75,471
Quality of Life	\$0	\$0	\$0	\$0	\$24,299	\$24,299
Total (Comprehensive Cost)	\$0	\$0	\$0	\$0	\$99,770	\$99,770

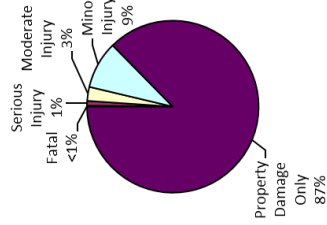
Grand Traverse County Traffic Crashes and Crime

Index Crime Category	Number of Index Crimes	Index Crime Costs
Murder	3	\$21,866,424
Rape	69	\$27,651,201
Aggravated Assault	159	\$4,997,483
Robbery	4	\$136,717
Larceny	595	\$2,432,892
Burglary	174	\$775,913
Motor Vehicle Theft	31	\$283,212
Total	1,035	\$58,143,842
Average cost of index crime		\$56,178

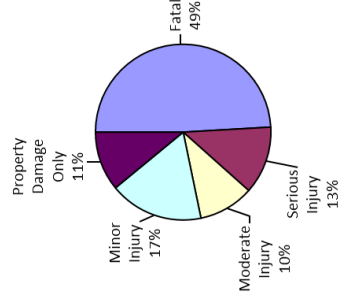
Traffic Crash Casualty Severity	Traffic Crash Casualties	Traffic Crash Costs
Fatal	11	\$97,629,305
Serious Injury	51	\$24,856,882
Moderate Injury	150	\$20,241,486
Minor Injury	512	\$34,406,558
Property Damage Only	5,010	\$21,780,684
Total	5,734	\$198,914,915
Average cost of traffic crash casualty		\$34,690

Costs of Traffic Crashes in Grand Traverse County (2015 dollars)						Total
	Fatal	Serious Injury	Moderate Injury	Minor Injury	Property Damage Only	
Medical Care	\$131,238	\$1,342,947	\$944,327	\$2,938,605	\$1,302,765	\$6,660,862
Future Earnings (Lost Wages)	\$13,241,075	\$2,050,588	\$1,743,573	\$4,430,278	\$1,492,212	\$22,957,736
Public Services	\$9,900	\$8,881	\$11,486	\$29,681	\$109,752	\$169,701
Adjudication & Sanctioning	\$1,168,820	\$435,459	\$252,105	\$674,746	\$86,612	\$2,519,742
Property Damage & Loss	\$254,679	\$225,884	\$586,023	\$1,961,838	\$13,525,812	\$16,654,236
Subtotal (Monetary Cost)	\$14,805,712	\$4,163,768	\$3,537,515	\$9,935,149	\$16,520,153	\$48,962,286
Quality of Life	\$82,823,593	\$20,693,113	\$16,703,972	\$24,471,409	\$5,260,531	\$149,952,619
Total (Comprehensive Cost)	\$97,629,305	\$24,856,882	\$20,241,486	\$34,406,558	\$21,780,684	\$198,914,915

Traffic Crash Casualties

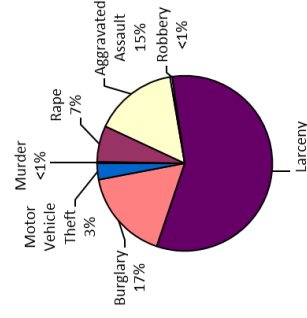


Traffic Crash Costs

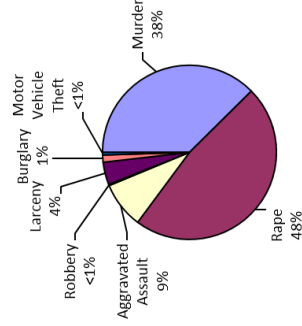


Costs of Index Crimes in Grand Traverse County (2015 dollars)							Total
	Murder	Rape	Aggravated Assault	Robbery	Larceny	Burglary	Motor Vehicle Theft
Medical Care	\$63,213	\$619,790	\$246,091	\$6,137	\$0	\$0	\$0
Future Earnings (Lost Wages)	\$2,755,707	\$386,719	\$173,938	\$6,325	\$15,618	\$5,751	\$3,074
Public Services	\$9,537	\$54,391	\$53,149	\$1,616	\$262,380	\$78,078	\$8,331
Adjudication & Sanctioning	\$1,183,110	\$1,699,136	\$1,882,588	\$22,573	\$1,211,776	\$135,067	\$54,998
Property Damage and Loss	\$524	\$10,809	\$11,106	\$4,562	\$555,708	\$445,165	\$198,880
Subtotal (Monetary Cost)	\$4,031,092	\$2,770,946	\$2,366,872	\$41,214	\$2,045,482	\$664,062	\$265,083
Quality of Life	\$17,835,332	\$24,860,356	\$2,630,611	\$95,503	\$397,410	\$111,851	\$18,129
Total (Comprehensive Costs)	\$21,866,424	\$27,651,201	\$4,997,483	\$136,717	\$2,432,892	\$775,913	\$283,212
Average cost of index crime							\$56,178

Index Crimes



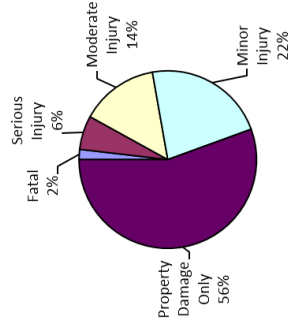
Index Crime Costs



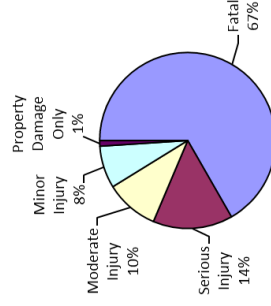
Grand Traverse County Alcohol-Involved Crashes

Crash Casualty Severity	Crash Casualties	Crash Costs
Fatal	3	\$26,626,174
Serious Injury	10	\$5,847,574
Moderate Injury	23	\$3,921,273
Minor Injury	36	\$3,098,681
Property Damage Only	90	\$412,054
Total	162	\$39,905,757
Average cost of crash casualty		\$246,332

Crash Casualties



Crash Costs

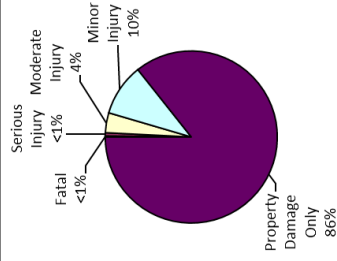


Costs of Alcohol-Involved Crashes in Grand Traverse County (2015 dollars)						
	Fatal	Serious Injury	Moderate Injury	Minor Injury	Property Damage Only	Total
Medical Care	\$35,792	\$547,299	\$317,869	\$380,340	\$27,601	\$1,308,901
Future Earnings (Lost Wages)	\$3,611,202	\$847,229	\$588,441	\$572,210	\$30,740	\$5,649,822
Public Services	\$2,700	\$3,891	\$3,991	\$3,955	\$2,610	\$17,147
Adjudication & Sanctioning	\$318,769	\$128,956	\$80,642	\$78,269	\$4,318	\$610,954
Property Damage & Loss	\$69,458	\$112,896	\$171,293	\$225,596	\$246,630	\$825,873
Subtotal (Monetary Cost)	\$4,037,921	\$1,640,271	\$1,162,237	\$1,260,370	\$311,899	\$8,412,698
Quality of Life	\$22,588,253	\$4,207,303	\$2,759,036	\$1,838,311	\$100,156	\$31,493,059
Total (Comprehensive Cost)	\$26,626,174	\$5,847,574	\$3,921,273	\$3,098,681	\$412,054	\$39,905,757

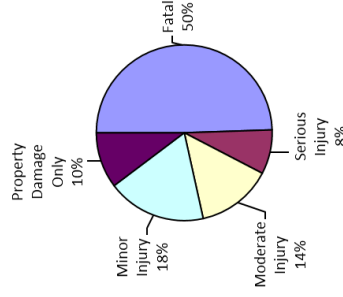
Grand Traverse County Teen Driver Crashes

Crash Casualty Severity	Crash Casualties	Crash Costs
Fatal	2	\$17,750,783
Serious Injury	6	\$2,924,339
Moderate Injury	37	\$4,992,900
Minor Injury	97	\$6,518,430
Property Damage Only	849	\$3,690,978
Total	991	\$35,877,430
Average cost of crash casualty		\$36,203

Crash Casualties



Crash Costs



Costs of Teen Driver Crashes in Grand Traverse County (2015 dollars)						
	Fatal	Serious Injury	Moderate Injury	Minor Injury	Property Damage Only	Total
Medical Care	\$23,861	\$157,994	\$232,934	\$556,728	\$220,937	\$1,192,455
Future Earnings (Lost Wages)	\$2,407,468	\$241,247	\$430,081	\$839,330	\$252,872	\$4,170,998
Public Services	\$1,800	\$1,045	\$2,833	\$5,623	\$18,599	\$29,900
Adjudication & Sanctioning	\$212,513	\$51,230	\$62,186	\$108,887	\$15,016	\$449,833
Property Damage & Loss	\$46,305	\$38,339	\$144,552	\$371,676	\$2,292,099	\$2,892,972
Subtotal (Monetary Cost)	\$2,691,948	\$489,855	\$872,587	\$1,882,245	\$2,799,523	\$8,736,158
Quality of Life	\$15,058,835	\$2,434,484	\$4,120,313	\$4,636,185	\$891,455	\$27,141,272
Total (Comprehensive Cost)	\$17,750,783	\$2,924,339	\$4,992,900	\$6,518,430	\$3,690,978	\$35,877,430

Grand Traverse County Motorcycle Crashes

Injury Severity	Motorcyclist Crash Victims	Motorcyclist Victim Costs
Fatal	3	\$26,447,770
Serious Injury	2	\$1,021,773
Moderate Injury	12	\$1,425,714
Minor Injury	6	\$671,847
Property Damage Only	30	\$119,581
Total	53	\$29,686,684
Average cost of crash casualty		\$560,126

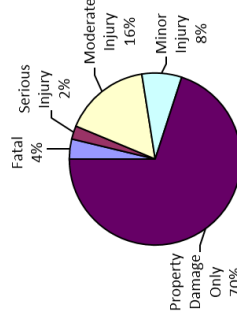
Injury Severity	Non-motorcyclist Crash Victims	Non-motorcyclist Victim Costs
Fatal	0	\$0
Serious Injury	0	\$0
Moderate Injury	1	\$134,943
Minor Injury	0	\$0
Property Damage Only	26	\$73,695
Total	27	\$208,638
Average cost of crash casualty		\$7,727

Motorcyclist Victim Costs in Motorcycle Crashes in Grand Traverse County (2015 dollars)						
	Fatal	Serious Injury	Moderate Injury	Minor Injury	Property Damage Only	Total
Medical Care	\$35,792	\$83,566	\$108,441	\$51,637	\$4,151	\$283,576
Future Earnings (Lost Wages)	\$3,628,449	\$122,455	\$182,876	\$85,050	\$6,576	\$4,025,405
Public Services	\$2,365	\$707	\$2,071	\$985	\$1,806	\$7,934
Adjudication & Sanctioning	\$318,770	\$19,004	\$32,049	\$14,976	\$5,568	\$390,367
Property Damage & Loss	\$38,853	\$19,712	\$94,072	\$45,403	\$70,107	\$268,147
Subtotal (Monetary Cost)	\$4,024,230	\$245,434	\$419,509	\$198,051	\$88,207	\$4,975,430
Quality of Life	\$22,423,540	\$776,339	\$1,006,205	\$473,796	\$31,374	\$24,711,254
Total (Comprehensive Cost)	\$26,447,770	\$1,021,773	\$1,425,714	\$671,847	\$119,581	\$29,686,684

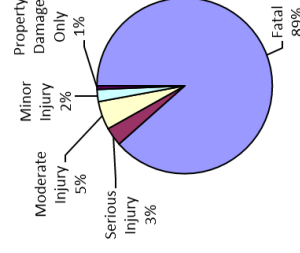
Non-motorcyclist Victim Costs in Motorcycle Crashes in Grand Traverse County (2015 dollars)						
	Fatal	Serious Injury	Moderate Injury	Minor Injury	Property Damage Only	Total
Medical Care	\$0	\$0	\$6,296	\$0	\$0	\$6,296
Future Earnings (Lost Wages)	\$0	\$0	\$11,624	\$0	\$2,300	\$13,924
Public Services	\$0	\$0	\$77	\$0	\$545	\$621
Adjudication & Sanctioning	\$0	\$0	\$1,681	\$0	\$0	\$1,681
Property Damage & Loss	\$0	\$0	\$3,907	\$0	\$70,850	\$74,757
Subtotal (Monetary Cost)	\$0	\$0	\$23,583	\$0	\$73,695	\$97,278
Quality of Life	\$0	\$0	\$111,360	\$0	\$0	\$111,360
Total (Comprehensive Cost)	\$0	\$0	\$134,943	\$0	\$73,695	\$208,638

Costs of Motorcycle Crashes in Grand Traverse County (2015 dollars)						
	Fatal	Serious Injury	Moderate Injury	Minor Injury	Property Damage Only	Total
Medical Care	\$35,792	\$83,566	\$114,736	\$51,637	\$4,151	\$289,872
Future Earnings (Lost Wages)	\$3,628,449	\$122,455	\$194,500	\$85,050	\$8,876	\$4,039,329
Public Services	\$2,365	\$707	\$2,148	\$985	\$2,350	\$8,550
Adjudication & Sanctioning	\$318,770	\$19,004	\$33,729	\$14,976	\$5,568	\$392,048
Property Damage & Loss	\$38,853	\$19,712	\$97,979	\$45,403	\$140,957	\$342,904
Subtotal (Monetary Cost)	\$4,024,230	\$245,434	\$443,092	\$198,051	\$161,902	\$5,072,708
Quality of Life	\$22,423,540	\$776,339	\$1,117,565	\$473,796	\$31,374	\$24,822,614
Total (Comprehensive Cost)	\$26,447,770	\$1,021,773	\$1,560,657	\$671,847	\$193,276	\$29,895,322

Motorcycle Crash Casualties



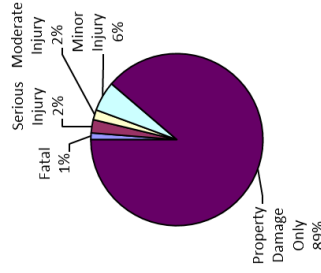
Motorcycle Crash Costs



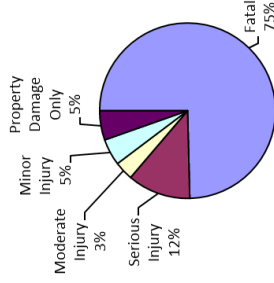
Grand Traverse County Medium/Large Truck Crashes

Crash Casualty Severity	Crash Casualties	Crash Costs
Fatal	2	\$17,767,872
Serious Injury	4	\$2,770,508
Moderate Injury	3	\$825,093
Minor Injury	9	\$1,165,536
Property Damage Only	142	\$1,287,940
Total	160	\$23,816,949
Average cost of crash casualty		\$148,856

Crash Casualties



Crash Costs



Costs of Medium/Large Truck Crashes in Grand Traverse County (2015 dollars)

	Fatal	Serious Injury	Moderate Injury	Minor Injury	Property Damage Only	Total
Medical Care	\$23,861	\$166,988	\$53,415	\$73,485	\$53,108	\$370,857
Future Earnings (Lost Wages)	\$2,407,468	\$476,936	\$153,132	\$196,092	\$387,660	\$3,621,288
Public Services	\$1,800	\$1,288	\$528	\$1,737	\$6,674	\$12,027
Adjudication & Sanctioning	\$212,513	\$64,464	\$20,676	\$26,991	\$44,162	\$368,806
Property Damage & Loss	\$63,394	\$50,220	\$27,960	\$60,381	\$482,658	\$684,613
Subtotal (Monetary Cost)	\$2,709,036	\$759,896	\$255,711	\$358,686	\$974,262	\$5,057,591
Quality of Life	\$15,058,835	\$2,010,612	\$569,382	\$806,850	\$313,678	\$18,759,357
Total (Comprehensive Cost)	\$17,767,872	\$2,770,508	\$825,093	\$1,165,536	\$1,287,940	\$23,816,949

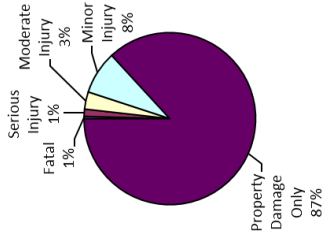
Gratiot County Traffic Crashes and Crime

Index Crime Category	Number of Index Crimes	Index Crime Costs
Murder	0	\$0
Rape	45	\$18,033,392
Aggravated Assault	34	\$1,068,644
Robbery	2	\$68,358
Larceny	421	\$1,721,424
Burglary	81	\$361,201
Motor Vehicle Theft	15	\$137,038
Total	598	\$21,390,058
Average cost of index crime		\$35,769

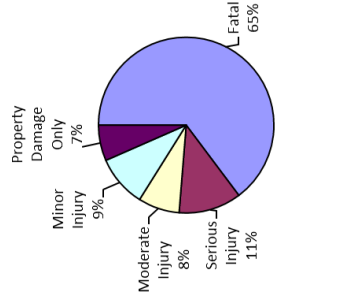
Traffic Crash Casualty Severity	Traffic Crash Casualties	Traffic Crash Costs
Fatal	8	\$71,003,131
Serious Injury	26	\$12,672,136
Moderate Injury	62	\$8,366,481
Minor Injury	155	\$10,416,048
Property Damage Only	1,658	\$7,208,059
Total	1,909	\$109,665,854
Average cost of traffic crash casualty		\$57,447

Costs of Traffic Crashes in Gratiot County (2015 dollars)						Total
	Fatal	Serious Injury	Moderate Injury	Minor Injury	Property Damage Only	
Medical Care	\$95,446	\$884,640	\$390,322	\$889,617	\$431,466	\$2,491,490
Future Earnings (Lost Wages)	\$9,629,872	\$1,045,403	\$720,677	\$1,341,197	\$469,830	\$13,230,979
Public Services	\$7,200	\$4,528	\$4,748	\$8,986	\$36,321	\$61,782
Adjudication & Sanctioning	\$660,051	\$221,999	\$104,204	\$173,995	\$29,325	\$1,379,573
Property Damage & Loss	\$185,221	\$166,137	\$242,223	\$693,916	\$4,475,207	\$5,663,704
Subtotal (Monetary Cost)	\$10,767,790	\$2,122,705	\$1,462,173	\$3,007,711	\$5,467,148	\$22,827,528
Quality of Life	\$60,235,341	\$10,549,430	\$6,904,308	\$7,408,337	\$1,740,910	\$86,838,326
Total (Comprehensive Cost)	\$71,003,131	\$12,672,136	\$8,366,481	\$10,416,048	\$7,208,059	\$109,665,854

Traffic Crash Casualties

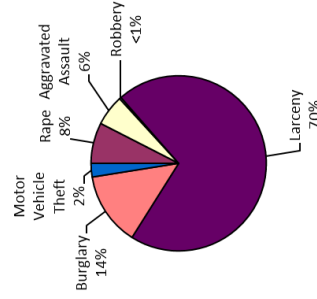


Traffic Crash Costs

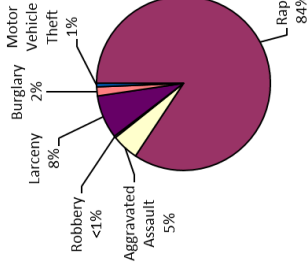


Costs of Index Crimes in Gratiot County (2015 dollars)								Total
	Murder	Rape	Aggravated Assault	Robbery	Larceny	Burglary	Motor Vehicle Theft	
Medical Care	\$0	\$404,211	\$52,623	\$3,069	\$0	\$0	\$0	\$459,903
Future Earnings (Lost Wages)	\$0	\$252,208	\$37,194	\$3,163	\$11,051	\$2,677	\$1,487	\$307,780
Public Services	\$0	\$35,473	\$11,365	\$808	\$185,650	\$36,347	\$4,031	\$273,674
Adjudication & Sanctioning	\$0	\$1,108,132	\$402,566	\$11,266	\$667,408	\$62,676	\$26,612	\$2,468,880
Property Damage and Loss	\$0	\$7,050	\$2,375	\$2,281	\$393,199	\$207,232	\$96,136	\$708,272
Subtotal (Monetary Cost)	\$0	\$1,807,073	\$606,124	\$20,607	\$1,447,307	\$309,132	\$128,266	\$4,218,509
Quality of Life	\$0	\$16,226,319	\$62,521	\$47,752	\$274,117	\$52,069	\$8,772	\$17,171,549
Total (Comprehensive Costs)	\$0	\$18,033,392	\$1,068,644	\$68,358	\$1,721,424	\$361,201	\$137,038	\$21,390,058

Index Crimes



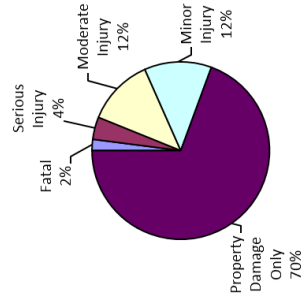
Index Crime Costs



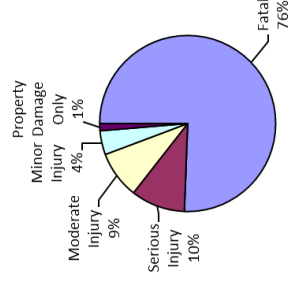
Gratiot County Alcohol-Involved Crashes

Crash Casualty Severity	Crash Casualties	Crash Costs
Fatal	1	\$8,875,391
Serious Injury	2	\$1,169,515
Moderate Injury	6	\$1,022,941
Minor Injury	6	\$516,447
Property Damage Only	34	\$155,665
Total	49	\$11,739,959
Average cost of crash casualty		\$239,591

Crash Casualties



Crash Costs

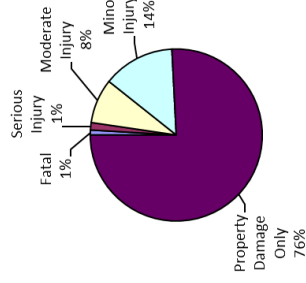


Costs of Alcohol-Involved Crashes in Gratiot County (2015 dollars)						
	Fatal	Serious Injury	Moderate Injury	Minor Injury	Property Damage Only	Total
Medical Care	\$11,931	\$109,460	\$82,922	\$63,390	\$10,427	\$278,130
Future Earnings (Lost Wages)	\$1,203,734	\$169,446	\$153,506	\$95,368	\$11,613	\$1,633,667
Public Services	\$900	\$778	\$1,041	\$659	\$986	\$4,364
Adjudication & Sanctioning	\$106,256	\$25,791	\$21,037	\$13,045	\$1,631	\$167,761
Property Damage & Loss	\$23,153	\$22,579	\$44,685	\$37,599	\$93,171	\$221,188
Subtotal (Monetary Cost)	\$1,345,974	\$328,054	\$303,192	\$210,062	\$117,828	\$2,305,110
Quality of Life	\$7,529,418	\$841,461	\$719,749	\$306,395	\$37,837	\$9,434,849
Total (Comprehensive Cost)	\$8,875,391	\$1,169,515	\$1,022,941	\$516,447	\$155,665	\$11,739,959

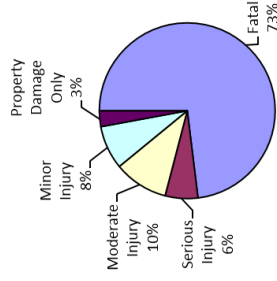
Gratiot County Teen Driver Crashes

Crash Casualty Severity	Crash Casualties	Crash Costs
Fatal	2	\$17,750,783
Serious Injury	3	\$1,462,170
Moderate Injury	18	\$2,428,978
Minor Injury	29	\$1,948,809
Property Damage Only	163	\$708,633
Total	215	\$24,299,373
Average cost of crash casualty		\$113,020

Crash Casualties



Crash Costs



Costs of Teen Driver Crashes in Gratiot County (2015 dollars)

	Fatal	Serious Injury	Moderate Injury	Minor Injury	Property Damage Only	Total
Medical Care	\$23,861	\$78,997	\$113,319	\$166,444	\$42,418	\$425,040
Future Earnings (Lost Wages)	\$2,407,468	\$120,623	\$209,229	\$250,934	\$48,549	\$3,036,803
Public Services	\$1,800	\$522	\$1,378	\$1,681	\$3,571	\$8,953
Adjudication & Sanctioning	\$212,513	\$25,615	\$30,253	\$32,554	\$2,883	\$303,818
Property Damage & Loss	\$46,305	\$19,170	\$70,323	\$111,120	\$440,061	\$686,979
Subtotal (Monetary Cost)	\$2,691,948	\$244,928	\$424,502	\$562,733	\$537,482	\$4,461,592
Quality of Life	\$15,058,835	\$1,217,242	\$2,004,477	\$1,386,076	\$171,151	\$19,837,781
Total (Comprehensive Cost)	\$17,750,783	\$1,462,170	\$2,428,978	\$1,948,809	\$708,633	\$24,299,373

Gratiot County Motorcycle Crashes

Injury Severity	Motorcyclist Crash Victims	Motorcyclist Victim Costs
Fatal	0	\$0
Serious Injury	2	\$1,021,773
Moderate Injury	6	\$712,857
Minor Injury	3	\$335,923
Property Damage Only	7	\$27,902
Total	18	\$2,098,455
Average cost of crash casualty		\$116,581

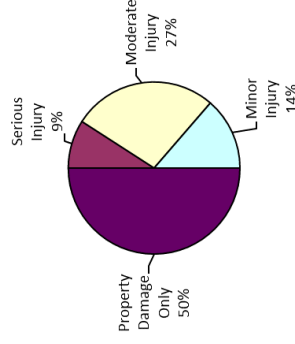
Injury Severity	Non-motorcyclist Crash Victims	Non-motorcyclist Victim Costs
Fatal	0	\$0
Serious Injury	0	\$0
Moderate Injury	0	\$0
Minor Injury	0	\$0
Property Damage Only	4	\$11,338
Total	4	\$11,338
Average cost of crash casualty		\$2,834

Motorcyclist Victim Costs in Motorcycle Crashes in Gratiot County (2015 dollars)						
	Fatal	Serious Injury	Moderate Injury	Minor Injury	Property Damage Only	Total
Medical Care	\$0	\$83,566	\$54,220	\$25,818	\$968	\$164,563
Future Earnings (Lost Wages)	\$0	\$122,455	\$91,438	\$42,525	\$1,534	\$257,952
Public Services	\$0	\$707	\$1,036	\$493	\$421	\$2,657
Adjudication & Sanctioning	\$0	\$19,004	\$16,024	\$7,488	\$1,299	\$43,816
Property Damage & Loss	\$0	\$19,712	\$47,036	\$22,701	\$16,358	\$105,807
Subtotal (Monetary Cost)	\$0	\$245,434	\$209,754	\$99,025	\$20,562	\$574,795
Quality of Life	\$0	\$776,339	\$503,103	\$236,898	\$7,321	\$1,523,660
Total (Comprehensive Cost)	\$0	\$1,021,773	\$712,857	\$335,923	\$27,902	\$2,098,455

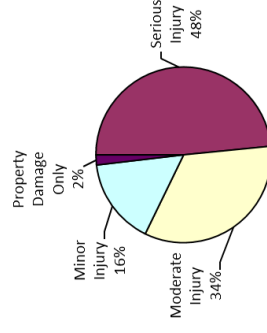
Non-motorcyclist Victim Costs in Motorcycle Crashes in Gratiot County (2015 dollars)						
	Fatal	Serious Injury	Moderate Injury	Minor Injury	Property Damage Only	Total
Medical Care	\$0	\$0	\$0	\$0	\$0	\$0
Future Earnings (Lost Wages)	\$0	\$0	\$0	\$0	\$354	\$354
Public Services	\$0	\$0	\$0	\$0	\$84	\$84
Adjudication & Sanctioning	\$0	\$0	\$0	\$0	\$0	\$0
Property Damage & Loss	\$0	\$0	\$0	\$0	\$10,900	\$10,900
Subtotal (Monetary Cost)	\$0	\$0	\$0	\$0	\$11,338	\$11,338
Quality of Life	\$0	\$0	\$0	\$0	\$0	\$0
Total (Comprehensive Cost)	\$0	\$0	\$0	\$0	\$11,338	\$11,338

Costs of Motorcycle Crashes in Gratiot County (2015 dollars)						
	Fatal	Serious Injury	Moderate Injury	Minor Injury	Property Damage Only	Total
Medical Care	\$0	\$83,566	\$54,220	\$25,818	\$968	\$164,563
Future Earnings (Lost Wages)	\$0	\$122,455	\$91,438	\$42,525	\$1,888	\$258,306
Public Services	\$0	\$707	\$1,036	\$493	\$505	\$2,740
Adjudication & Sanctioning	\$0	\$19,004	\$16,024	\$7,488	\$1,299	\$43,816
Property Damage & Loss	\$0	\$19,712	\$47,036	\$22,701	\$27,258	\$116,707
Subtotal (Monetary Cost)	\$0	\$245,434	\$209,754	\$99,025	\$31,919	\$586,133
Quality of Life	\$0	\$776,339	\$503,103	\$236,898	\$7,321	\$1,523,660
Total (Comprehensive Cost)	\$0	\$1,021,773	\$712,857	\$335,923	\$39,240	\$2,109,793

Motorcycle Crash Casualties



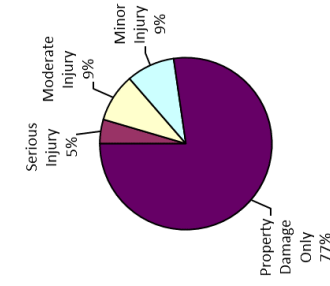
Motorcycle Crash Costs



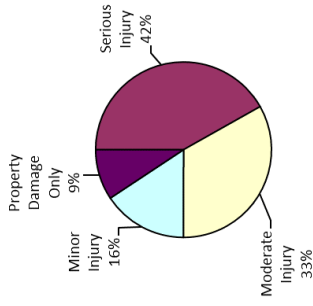
Gratiot County Medium/Large Truck Crashes

Crash Casualty Severity	Crash Casualties	Crash Costs
Fatal	0	\$0
Serious Injury	2	\$1,385,254
Moderate Injury	4	\$1,100,124
Minor Injury	4	\$518,016
Property Damage Only	34	\$308,380
Total	44	\$3,311,774
Average cost of crash casualty		\$75,268

Crash Casualties



Crash Costs



Costs of Medium/Large Truck Crashes in Gratiot County (2015 dollars)						
	Fatal	Serious Injury	Moderate Injury	Minor Injury	Property Damage Only	Total
Medical Care	\$0	\$83,494	\$71,220	\$32,660	\$12,716	\$200,090
Future Earnings (Lost Wages)	\$0	\$238,468	\$204,176	\$87,152	\$92,820	\$622,616
Public Services	\$0	\$644	\$704	\$772	\$1,598	\$3,718
Adjudication & Sanctioning	\$0	\$32,232	\$27,568	\$11,996	\$10,574	\$82,370
Property Damage & Loss	\$0	\$25,110	\$37,280	\$26,836	\$115,566	\$204,792
Subtotal (Monetary Cost)	\$0	\$379,948	\$340,948	\$159,416	\$233,274	\$1,113,586
Quality of Life	\$0	\$1,005,306	\$759,176	\$358,600	\$75,106	\$2,198,188
Total (Comprehensive Cost)	\$0	\$1,385,254	\$1,100,124	\$518,016	\$308,380	\$3,311,774

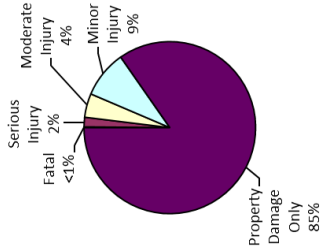
Hillsdale County Traffic Crashes and Crime

Index Crime Category	Number of Index Crimes	Index Crime Costs
Murder	1	\$7,288,808
Rape	44	\$17,632,650
Aggravated Assault	38	\$1,194,367
Robbery	2	\$68,358
Larceny	301	\$1,230,757
Burglary	118	\$526,194
Motor Vehicle Theft	14	\$127,902
Total	518	\$28,069,037
Average cost of index crime		\$54,187

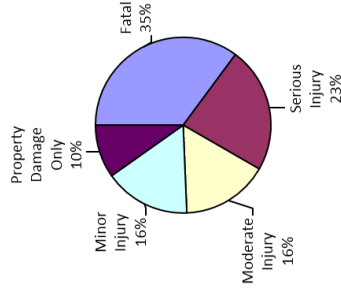
Traffic Crash Casualty Severity	Traffic Crash Casualties	Traffic Crash Costs
Fatal	3	\$26,626,174
Serious Injury	36	\$17,546,034
Moderate Injury	90	\$12,144,892
Minor Injury	179	\$12,028,855
Property Damage Only	1,705	\$7,412,388
Total	2,013	\$75,758,344
Average cost of traffic crash casualty		\$37,635

Costs of Traffic Crashes in Hillsdale County (2015 dollars)						
	Fatal	Serious Injury	Moderate Injury	Minor Injury	Property Damage Only	Total
Medical Care	\$35,792	\$947,962	\$566,596	\$1,027,364	\$443,697	\$3,021,411
Future Earnings (Lost Wages)	\$3,611,202	\$1,447,481	\$1,046,144	\$1,548,867	\$507,829	\$8,161,522
Public Services	\$2,700	\$6,269	\$6,892	\$10,377	\$37,351	\$63,588
Adjudication & Sanctioning	\$318,769	\$307,383	\$151,263	\$200,937	\$30,156	\$1,008,508
Property Damage & Loss	\$69,458	\$220,036	\$351,614	\$685,877	\$4,603,086	\$5,940,080
Subtotal (Monetary Cost)	\$4,037,921	\$2,839,131	\$2,122,509	\$3,473,421	\$5,622,128	\$18,195,110
Quality of Life	\$22,588,253	\$14,606,904	\$10,022,383	\$8,555,434	\$1,790,261	\$57,563,234
Total (Comprehensive Cost)	\$26,626,174	\$17,546,034	\$12,144,892	\$12,028,855	\$7,412,388	\$75,758,344

Traffic Crash Casualties

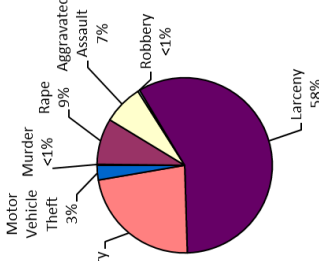


Traffic Crash Costs

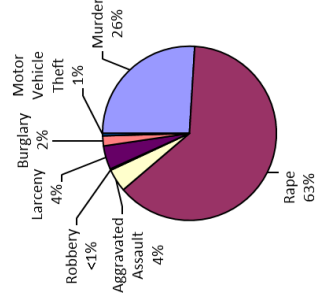


Costs of Index Crimes in Hillsdale County (2015 dollars)								
	Murder	Rape	Aggravated Assault	Robbery	Larceny	Burglary	Motor Vehicle Theft	Total
Medical Care	\$27,738	\$395,228	\$58,814	\$3,069	\$0	\$0	\$0	\$484,849
Future Earnings (Lost Wages)	\$918,589	\$246,603	\$41,570	\$3,163	\$7,901	\$3,900	\$1,388	\$1,223,094
Public Services	\$2,846	\$34,684	\$12,702	\$808	\$132,733	\$52,950	\$3,762	\$240,486
Adjudication & Sanctioning	\$394,370	\$1,063,507	\$449,927	\$11,266	\$613,016	\$91,597	\$24,838	\$2,668,541
Property Damage and Loss	\$175	\$6,893	\$2,654	\$2,281	\$281,123	\$301,894	\$89,728	\$684,746
Subtotal (Monetary Cost)	\$1,343,697	\$1,766,916	\$665,667	\$20,607	\$1,094,773	\$450,341	\$119,179	\$5,301,716
Quality of Life	\$5,945,111	\$15,865,734	\$628,700	\$47,752	\$1,955,894	\$75,853	\$8,187	\$22,767,320
Total (Comprehensive Costs)	\$7,288,808	\$17,632,650	\$1,194,367	\$68,358	\$1,230,757	\$526,194	\$127,902	\$28,069,037

Index Crimes



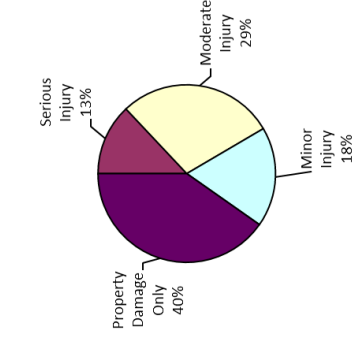
Index Crime Costs



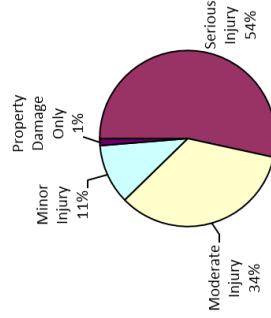
Hillsdale County Alcohol-Involved Crashes

Crash Casualty Severity	Crash Casualties	Crash Costs
Fatal	0	\$0
Serious Injury	10	\$5,847,574
Moderate Injury	22	\$3,750,783
Minor Injury	14	\$1,205,043
Property Damage Only	31	\$141,930
Total	77	\$10,945,330
Average cost of crash casualty		\$142,147

Crash Casualties



Crash Costs

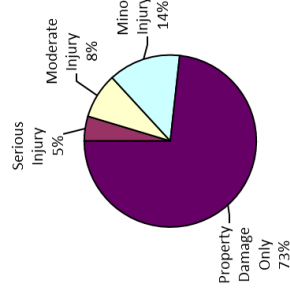


Costs of Alcohol-Involved Crashes in Hillsdale County (2015 dollars)						
	Fatal	Serious Injury	Moderate Injury	Minor Injury	Property Damage Only	Total
Medical Care	\$0	\$547,299	\$304,049	\$147,910	\$9,507	\$1,008,765
Future Earnings (Lost Wages)	\$0	\$847,229	\$562,857	\$222,526	\$10,588	\$1,643,200
Public Services	\$0	\$3,891	\$3,818	\$1,538	\$899	\$10,146
Adjudication & Sanctioning	\$0	\$128,956	\$77,136	\$30,438	\$1,487	\$238,017
Property Damage & Loss	\$0	\$112,896	\$163,846	\$87,732	\$84,950	\$449,424
Subtotal (Monetary Cost)	\$0	\$1,640,271	\$1,111,705	\$490,144	\$107,432	\$3,349,552
Quality of Life	\$0	\$4,207,303	\$2,639,078	\$714,899	\$34,498	\$7,595,778
Total (Comprehensive Cost)	\$0	\$5,847,574	\$3,750,783	\$1,205,043	\$141,930	\$10,945,330

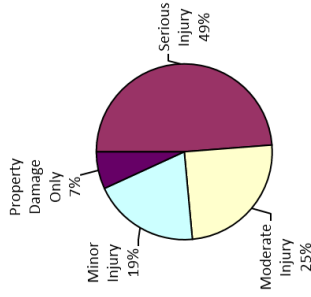
Hillsdale County Teen Driver Crashes

Crash Casualty Severity	Crash Casualties	Crash Costs
Fatal	0	\$0
Serious Injury	12	\$5,848,678
Moderate Injury	22	\$2,968,751
Minor Injury	35	\$2,352,011
Property Damage Only	189	\$821,667
Total	258	\$11,991,107
Average cost of crash casualty		\$46,477

Crash Casualties



Crash Costs



Costs of Teen Driver Crashes in Hillsdale County (2015 dollars)						
	Fatal	Serious Injury	Moderate Injury	Minor Injury	Property Damage Only	Total
Medical Care	\$0	\$315,987	\$138,501	\$200,881	\$49,184	\$704,554
Future Earnings (Lost Wages)	\$0	\$482,494	\$255,724	\$302,851	\$56,293	\$1,097,362
Public Services	\$0	\$2,090	\$1,685	\$2,029	\$4,140	\$9,944
Adjudication & Sanctioning	\$0	\$102,461	\$36,975	\$39,289	\$3,343	\$182,068
Property Damage & Loss	\$0	\$76,679	\$85,950	\$134,110	\$510,255	\$806,994
Subtotal (Monetary Cost)	\$0	\$979,710	\$518,835	\$679,161	\$623,215	\$2,800,922
Quality of Life	\$0	\$4,868,968	\$2,449,916	\$1,672,850	\$198,451	\$9,190,185
Total (Comprehensive Cost)	\$0	\$5,848,678	\$2,968,751	\$2,352,011	\$821,667	\$11,991,107

Hillsdale County Motorcycle Crashes

Injury Severity	Motorcyclist Crash Victims	Motorcyclist Victim Costs
Fatal	0	\$0
Serious Injury	4	\$2,043,546
Moderate Injury	6	\$712,857
Minor Injury	9	\$1,007,770
Property Damage Only	5	\$19,930
Total	24	\$3,784,103
Average cost of crash casualty		\$157,671

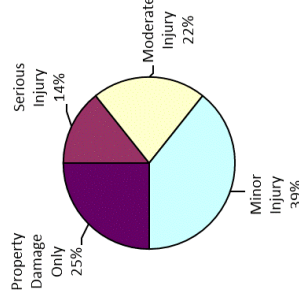
Injury Severity	Non-motorcyclist Crash Victims	Non-motorcyclist Victim Costs
Fatal	0	\$0
Serious Injury	0	\$0
Moderate injury	0	\$0
Minor Injury	2	\$134,401
Property Damage Only	2	\$5,669
Total	4	\$140,069
Average cost of crash casualty		\$35,017

Motorcyclist Victim Costs in Motorcycle Crashes in Hillsdale County (2015 dollars)						
	Fatal	Serious Injury	Moderate Injury	Minor Injury	Property Damage Only	Total
Medical Care	\$0	\$167,111	\$54,220	\$77,455	\$692	\$299,479
Future Earnings (Lost Wages)	\$0	\$244,910	\$91,438	\$127,575	\$1,096	\$465,019
Public Services	\$0	\$1,414	\$1,036	\$1,478	\$301	\$4,228
Adjudication & Sanctioning	\$0	\$38,008	\$16,024	\$22,465	\$928	\$77,425
Property Damage & Loss	\$0	\$39,423	\$47,036	\$68,104	\$11,685	\$166,248
Subtotal (Monetary Cost)	\$0	\$490,867	\$209,754	\$297,076	\$14,701	\$1,012,399
Quality of Life	\$0	\$1,552,679	\$503,103	\$710,694	\$5,229	\$2,771,704
Total (Comprehensive Cost)	\$0	\$2,043,546	\$712,857	\$1,007,770	\$19,930	\$3,784,103

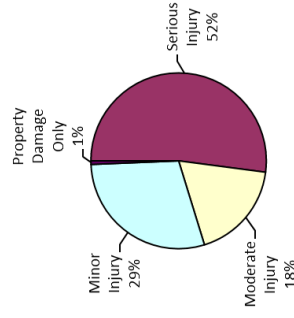
Non-motorcyclist Victim Costs in Motorcycle Crashes in Hillsdale County (2015 dollars)						
	Fatal	Serious Injury	Moderate Injury	Minor Injury	Property Damage Only	Total
Medical Care	\$0	\$0	\$0	\$11,479	\$0	\$11,479
Future Earnings (Lost Wages)	\$0	\$0	\$0	\$17,306	\$177	\$17,483
Public Services	\$0	\$0	\$0	\$116	\$42	\$158
Adjudication & Sanctioning	\$0	\$0	\$0	\$2,245	\$0	\$2,245
Property Damage & Loss	\$0	\$0	\$0	\$7,663	\$5,450	\$13,113
Subtotal (Monetary Cost)	\$0	\$0	\$0	\$38,809	\$5,669	\$44,478
Quality of Life	\$0	\$0	\$0	\$95,591	\$0	\$95,591
Total (Comprehensive Cost)	\$0	\$0	\$0	\$134,401	\$5,669	\$140,069

Costs of Motorcycle Crashes in Hillsdale County (2015 dollars)						
	Fatal	Serious Injury	Moderate Injury	Minor Injury	Property Damage Only	Total
Medical Care	\$0	\$167,111	\$54,220	\$88,934	\$692	\$310,958
Future Earnings (Lost Wages)	\$0	\$244,910	\$91,438	\$144,680	\$1,273	\$482,502
Public Services	\$0	\$1,414	\$1,036	\$1,594	\$343	\$4,386
Adjudication & Sanctioning	\$0	\$38,008	\$16,024	\$24,710	\$928	\$79,670
Property Damage & Loss	\$0	\$39,423	\$47,036	\$75,768	\$17,135	\$179,362
Subtotal (Monetary Cost)	\$0	\$490,867	\$209,754	\$335,896	\$20,370	\$1,056,877
Quality of Life	\$0	\$1,552,679	\$503,103	\$806,285	\$5,229	\$2,867,296
Total (Comprehensive Cost)	\$0	\$2,043,546	\$712,857	\$1,142,171	\$25,599	\$3,924,173

Motorcycle Crash Casualties



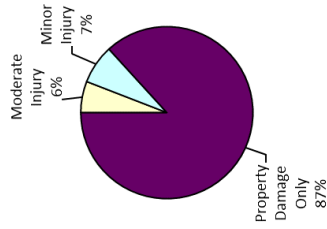
Motorcycle Crash Costs



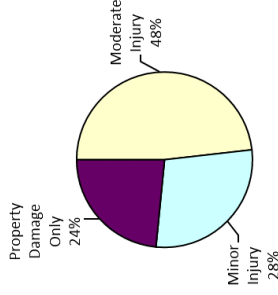
Hillsdale County Medium/Large Truck Crashes

Crash Casualty Severity	Crash Casualties	Crash Costs
Fatal	0	\$0
Serious Injury	0	\$0
Moderate Injury	4	\$1,100,124
Minor Injury	5	\$647,520
Property Damage Only	59	\$535,130
Total	68	\$2,282,774
Average cost of crash casualty		\$33,570

Crash Casualties



Crash Costs



Costs of Medium/Large Truck Crashes in Hillsdale County (2015 dollars)						
	Fatal	Serious Injury	Moderate Injury	Minor Injury	Property Damage Only	Total
Medical Care	\$0	\$0	\$71,220	\$40,825	\$22,066	\$134,111
Future Earnings (Lost Wages)	\$0	\$0	\$204,176	\$108,940	\$161,070	\$474,186
Public Services	\$0	\$0	\$704	\$965	\$2,773	\$4,442
Adjudication & Sanctioning	\$0	\$0	\$27,568	\$14,995	\$18,349	\$60,912
Property Damage & Loss	\$0	\$0	\$37,280	\$33,545	\$200,541	\$271,366
Subtotal (Monetary Cost)	\$0	\$0	\$340,948	\$199,270	\$404,799	\$945,017
Quality of Life	\$0	\$0	\$759,176	\$448,250	\$130,331	\$1,337,757
Total (Comprehensive Cost)	\$0	\$0	\$1,100,124	\$647,520	\$535,130	\$2,282,774

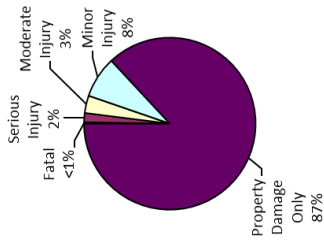
Houghton County Traffic Crashes and Crime

Index Crime Category	Number of Index Crimes	Index Crime Costs
Murder	1	\$7,288,808
Rape	21	\$8,415,583
Aggravated Assault	14	\$440,030
Robbery	2	\$68,358
Larceny	289	\$1,181,690
Burglary	60	\$267,566
Motor Vehicle Theft	11	\$100,495
Total	398	\$17,762,520
Average cost of index crime		\$44,629

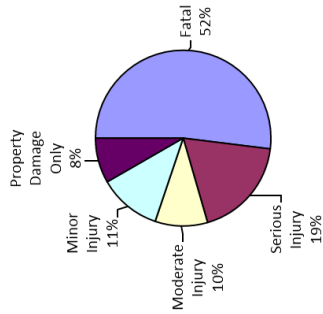
Traffic Crash Casualty Severity	Traffic Crash Casualties	Traffic Crash Costs
Fatal	4	\$35,501,566
Serious Injury	26	\$12,672,136
Moderate Injury	49	\$6,612,219
Minor Injury	117	\$7,862,436
Property Damage Only	1,305	\$5,673,412
Total	1,501	\$68,321,768
Average cost of traffic crash casualty		\$45,518

Costs of Traffic Crashes in Houghton County (2015 dollars)						
	Fatal	Serious Injury	Moderate Injury	Minor Injury	Property Damage Only	Total
Medical Care	\$47,723	\$884,640	\$308,480	\$871,517	\$338,603	\$2,051,963
Future Earnings (Lost Wages)	\$4,814,936	\$1,045,403	\$569,567	\$1,012,388	\$886,690	\$7,830,984
Public Services	\$3,600	\$4,528	\$3,752	\$6,783	\$28,588	\$47,251
Adjudication & Sanctioning	\$425,025	\$221,999	\$82,354	\$131,338	\$23,082	\$883,798
Property Damage and Loss	\$82,611	\$166,137	\$191,434	\$448,311	\$3,323,190	\$4,421,683
Subtotal (Monetary Cost)	\$5,383,895	\$2,122,705	\$1,185,598	\$2,270,337	\$4,303,154	\$15,235,679
Quality of Life	\$30,117,670	\$10,549,430	\$5,456,631	\$5,692,099	\$1,370,258	\$53,086,089
Total (Comprehensive Cost)	\$35,501,566	\$12,672,136	\$6,612,219	\$7,862,436	\$5,673,412	\$68,321,768

Traffic Crash Casualties

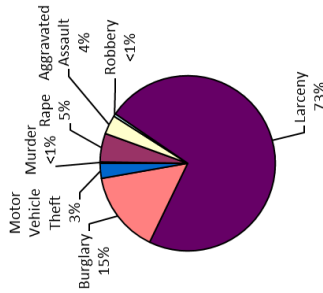


Traffic Crash Costs

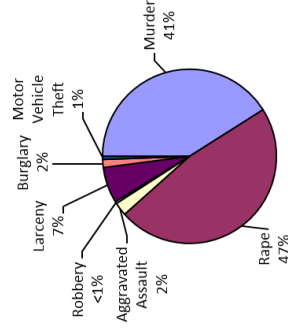


Costs of Index Crimes in Houghton County (2015 dollars)								
	Murder	Rape	Aggravated Assault	Robbery	Larceny	Burglary	Motor Vehicle Theft	Total
Medical Care	\$27,738	\$188,632	\$21,688	\$3,069	\$0	\$0	\$0	\$241,107
Future Earnings (Lost Wages)	\$918,589	\$117,697	\$15,315	\$3,163	\$7,586	\$1,983	\$1,091	\$1,085,404
Public Services	\$2,846	\$16,554	\$4,680	\$808	\$127,441	\$26,924	\$2,956	\$182,209
Adjudication & Sanctioning	\$394,370	\$517,128	\$165,762	\$11,286	\$588,577	\$46,575	\$19,515	\$1,743,214
Property Damage and Loss	\$175	\$3,290	\$978	\$2,281	\$289,916	\$153,505	\$70,488	\$500,643
Subtotal (Monetary Cost)	\$1,343,697	\$843,301	\$206,404	\$20,607	\$993,520	\$228,987	\$94,062	\$3,732,577
Quality of Life	\$5,945,111	\$7,572,282	\$231,626	\$47,752	\$188,171	\$38,569	\$6,433	\$14,029,943
Total (Comprehensive Costs)	\$7,288,808	\$8,415,583	\$440,030	\$68,358	\$1,181,690	\$267,566	\$100,495	\$17,762,520

Index Crimes



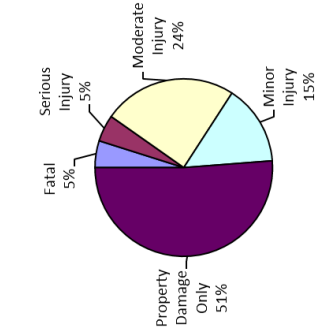
Index Crime Costs



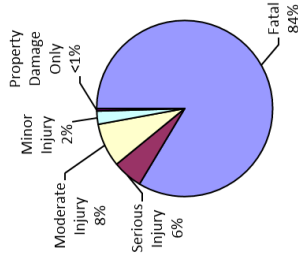
Houghton County Alcohol-Involved Crashes

Crash Casualty Severity	Crash Casualties	Crash Costs
Fatal	2	\$17,750,783
Serious Injury	2	\$1,169,515
Moderate Injury	10	\$1,704,901
Minor Injury	6	\$516,447
Property Damage Only	21	\$96,146
Total	41	\$21,237,792
Average cost of crash casualty		\$517,995

Crash Casualties



Crash Costs

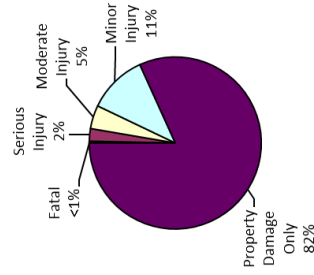


	Costs of Alcohol-Involved Crashes in Houghton County (2015 dollars)				Total	
	Fatal	Serious Injury	Moderate Injury	Minor Injury		Property Damage Only
Medical Care	\$23,861	\$109,460	\$138,204	\$63,390	\$6,440	\$341,356
Future Earnings (Lost Wages)	\$2,407,468	\$169,446	\$255,844	\$95,308	\$7,173	\$2,935,299
Public Services	\$1,800	\$778	\$1,735	\$659	\$609	\$5,582
Adjudication & Sanctioning	\$212,513	\$25,791	\$35,062	\$13,045	\$1,008	\$287,418
Property Damage & Loss	\$46,305	\$22,579	\$74,475	\$37,599	\$57,547	\$238,506
Subtotal (Monetary Cost)	\$2,691,948	\$328,054	\$505,320	\$210,062	\$72,776	\$3,808,160
Quality of Life	\$15,058,835	\$841,461	\$1,199,581	\$306,385	\$23,370	\$17,429,632
Total (Comprehensive Cost)	\$17,750,783	\$1,169,515	\$1,704,901	\$516,447	\$96,146	\$21,237,792

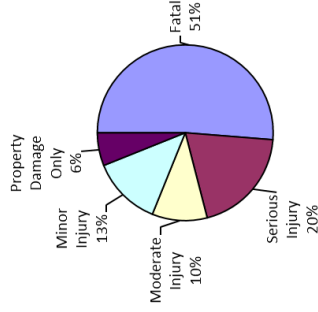
Houghton County Teen Driver Crashes

Crash Casualty Severity	Crash Casualties	Crash Costs
Fatal	1	\$8,875,391
Serious Injury	7	\$3,411,729
Moderate Injury	13	\$1,754,262
Minor Injury	33	\$2,217,610
Property Damage Only	242	\$1,052,081
Total	296	\$17,311,074
Average cost of crash casualty		\$58,483

Crash Casualties



Crash Costs



Costs of Teen Driver Crashes in Houghton County (2015 dollars)						
	Fatal	Serious Injury	Moderate Injury	Minor Injury	Property Damage Only	Total
Medical Care	\$11,931	\$184,326	\$81,842	\$189,402	\$62,976	\$530,477
Future Earnings (Lost Wages)	\$1,203,734	\$281,455	\$151,110	\$285,545	\$72,079	\$1,993,922
Public Services	\$900	\$1,219	\$995	\$1,913	\$5,301	\$10,329
Adjudication & Sanctioning	\$106,256	\$59,769	\$21,849	\$37,044	\$4,280	\$229,199
Property Damage & Loss	\$23,153	\$44,729	\$50,789	\$126,447	\$653,343	\$898,460
Subtotal (Monetary Cost)	\$1,345,974	\$571,498	\$306,585	\$640,351	\$797,979	\$3,662,387
Quality of Life	\$7,529,418	\$2,840,231	\$1,447,678	\$1,577,259	\$254,101	\$13,648,687
Total (Comprehensive Cost)	\$8,875,391	\$3,411,729	\$1,754,262	\$2,217,610	\$1,052,081	\$17,311,074

Houghton County Motorcycle Crashes

Injury Severity	Motorcyclist Crash Victims	Motorcyclist Victim Costs
Fatal	1	\$8,815,923
Serious Injury	2	\$1,021,773
Moderate Injury	3	\$356,428
Minor Injury	3	\$335,923
Property Damage Only	1	\$3,986
Total	10	\$10,534,034
Average cost of crash casualty		\$1,053,403

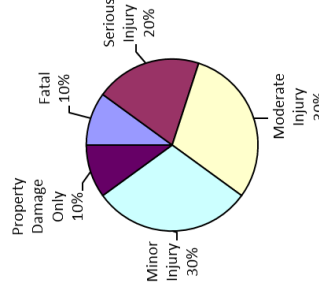
Injury Severity	Non-motorcyclist Crash Victims	Non-motorcyclist Victim Costs
Fatal	0	\$0
Serious Injury	0	\$0
Moderate Injury	0	\$0
Minor Injury	0	\$0
Property Damage Only	0	\$0
Total	0	\$0
Average cost of crash casualty		\$0

Motorcyclist Victim Costs in Motorcycle Crashes in Houghton County (2015 dollars)						
	Fatal	Serious Injury	Moderate Injury	Minor Injury	Property Damage Only	Total
Medical Care	\$11,931	\$83,566	\$27,110	\$25,818	\$138	\$148,553
Future Earnings (Lost Wages)	\$1,209,483	\$122,455	\$45,719	\$42,525	\$219	\$1,420,401
Public Services	\$788	\$707	\$518	\$493	\$60	\$2,566
Adjudication & Sanctioning	\$106,257	\$19,004	\$8,012	\$7,488	\$186	\$140,947
Property Damage & Loss	\$12,951	\$19,712	\$23,518	\$22,701	\$2,337	\$81,219
Subtotal (Monetary Cost)	\$1,341,410	\$245,434	\$104,877	\$99,025	\$2,940	\$1,793,686
Quality of Life	\$7,474,513	\$776,339	\$251,551	\$236,898	\$1,046	\$8,740,348
Total (Comprehensive Cost)	\$8,815,923	\$1,021,773	\$356,428	\$335,923	\$3,986	\$10,534,034

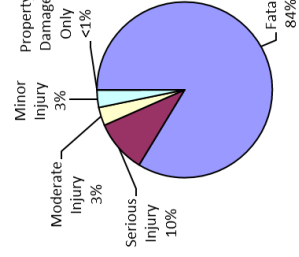
Non-motorcyclist Victim Costs in Motorcycle Crashes in Houghton County (2015 dollars)						
	Fatal	Serious Injury	Moderate Injury	Minor Injury	Property Damage Only	Total
Medical Care	\$0	\$0	\$0	\$0	\$0	\$0
Future Earnings (Lost Wages)	\$0	\$0	\$0	\$0	\$0	\$0
Public Services	\$0	\$0	\$0	\$0	\$0	\$0
Adjudication & Sanctioning	\$0	\$0	\$0	\$0	\$0	\$0
Property Damage & Loss	\$0	\$0	\$0	\$0	\$0	\$0
Subtotal (Monetary Cost)	\$0	\$0	\$0	\$0	\$0	\$0
Quality of Life	\$0	\$0	\$0	\$0	\$0	\$0
Total (Comprehensive Cost)	\$0	\$0	\$0	\$0	\$0	\$0

Costs of Motorcycle Crashes in Houghton County (2015 dollars)						
	Fatal	Serious Injury	Moderate Injury	Minor Injury	Property Damage Only	Total
Medical Care	\$11,931	\$83,566	\$27,110	\$25,818	\$138	\$148,553
Future Earnings (Lost Wages)	\$1,209,483	\$122,455	\$45,719	\$42,525	\$219	\$1,420,401
Public Services	\$788	\$707	\$518	\$493	\$60	\$2,566
Adjudication & Sanctioning	\$106,257	\$19,004	\$8,012	\$7,488	\$186	\$140,947
Property Damage & Loss	\$12,951	\$19,712	\$23,518	\$22,701	\$2,337	\$81,219
Subtotal (Monetary Cost)	\$1,341,410	\$245,434	\$104,877	\$99,025	\$2,940	\$1,793,686
Quality of Life	\$7,474,513	\$776,339	\$251,551	\$236,898	\$1,046	\$8,740,348
Total (Comprehensive Cost)	\$8,815,923	\$1,021,773	\$356,428	\$335,923	\$3,986	\$10,534,034

Motorcycle Crash Casualties



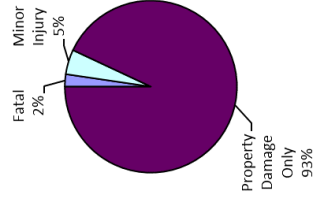
Motorcycle Crash Costs



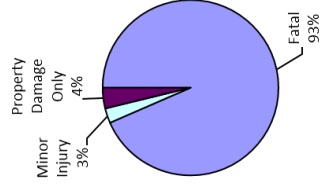
Houghton County Medium/Large Truck Crashes

Crash Casualty Severity	Crash Casualties	Crash Costs
Fatal	1	\$8,883,936
Serious Injury	0	\$0
Moderate Injury	0	\$0
Minor Injury	2	\$259,008
Property Damage Only	40	\$362,800
Total	43	\$9,505,744
Average cost of crash casualty		\$221,064

Crash Casualties



Crash Costs



Costs of Medium/Large Truck Crashes in Houghton County (2015 dollars)						
	Fatal	Serious Injury	Moderate Injury	Minor Injury	Property Damage Only	Total
Medical Care	\$11,931	\$0	\$0	\$16,330	\$14,960	\$43,221
Future Earnings (Lost Wages)	\$1,203,734	\$0	\$0	\$43,576	\$109,200	\$1,356,510
Public Services	\$900	\$0	\$0	\$386	\$1,880	\$3,166
Adjudication & Sanctioning	\$106,256	\$0	\$0	\$5,998	\$12,440	\$124,694
Property Damage & Loss	\$31,697	\$0	\$0	\$13,418	\$135,960	\$181,075
Subtotal (Monetary Cost)	\$1,354,518	\$0	\$0	\$79,708	\$274,440	\$1,708,666
Quality of Life	\$7,529,418	\$0	\$0	\$179,300	\$88,360	\$7,797,078
Total (Comprehensive Cost)	\$8,883,936	\$0	\$0	\$259,008	\$362,800	\$9,505,744

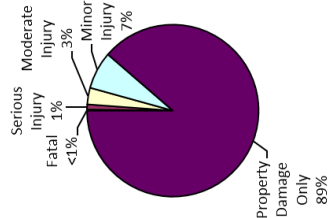
Huron County Traffic Crashes and Crime

Index Crime Category	Number of Index Crimes	Index Crime Costs
Murder	0	\$0
Rape	14	\$5,610,389
Aggravated Assault	24	\$754,337
Robbery	1	\$34,179
Larceny	195	\$797,334
Burglary	51	\$227,423
Motor Vehicle Theft	8	\$73,087
Total	293	\$7,496,749
Average cost of index crime		\$25,586

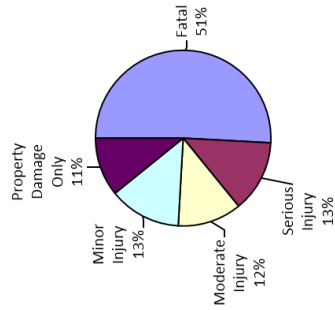
Traffic Crash Casualty Severity	Traffic Crash Casualties	Traffic Crash Costs
Fatal	4	\$35,501,566
Serious Injury	19	\$9,260,407
Moderate Injury	61	\$8,231,538
Minor Injury	138	\$9,273,643
Property Damage Only	1,736	\$7,547,159
Total	1,958	\$69,814,312
Average cost of traffic crash casualty		\$35,656

Costs of Traffic Crashes in Huron County (2015 dollars)						Total
	Fatal	Serious Injury	Moderate Injury	Minor Injury	Property Damage Only	
Medical Care	\$47,723	\$500,314	\$384,027	\$792,046	\$451,764	\$2,175,873
Future Earnings (Lost Wages)	\$4,814,936	\$763,948	\$709,053	\$1,194,088	\$517,082	\$7,999,097
Public Services	\$3,600	\$3,309	\$4,671	\$8,000	\$38,030	\$57,610
Adjudication & Sanctioning	\$425,025	\$162,230	\$102,523	\$154,912	\$30,705	\$675,395
Property Damage & Loss	\$92,611	\$121,408	\$238,316	\$528,777	\$4,886,788	\$5,667,899
Subtotal (Monetary Cost)	\$5,383,895	\$1,551,208	\$1,438,589	\$2,677,833	\$5,724,348	\$16,775,874
Quality of Life	\$30,117,670	\$7,709,199	\$6,792,849	\$6,595,809	\$1,822,811	\$53,038,438
Total (Comprehensive Cost)	\$35,501,566	\$9,260,407	\$8,231,538	\$9,273,643	\$7,547,159	\$69,814,312

Traffic Crash Casualties

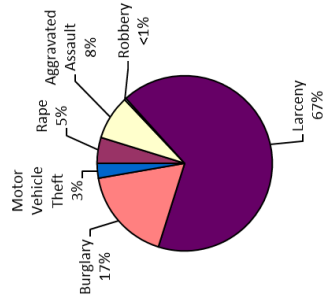


Traffic Crash Costs

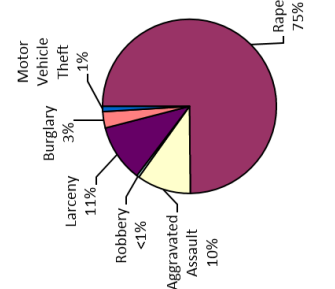


Costs of Index Crimes in Huron County (2015 dollars)							Total
	Murder	Rape	Aggravated Assault	Robbery	Larceny	Burglary	Motor Vehicle Theft
Medical Care	\$0	\$125,754	\$37,146	\$1,554	\$0	\$0	\$0
Future Earnings (Lost Wages)	\$0	\$78,465	\$26,255	\$1,581	\$5,119	\$1,686	\$793
Public Services	\$0	\$11,036	\$8,023	\$404	\$85,990	\$22,885	\$2,150
Adjudication & Sanctioning	\$0	\$344,752	\$284,164	\$397,137	\$5,643	\$39,589	\$14,193
Property Damage and Loss	\$0	\$2,193	\$1,676	\$1,141	\$182,123	\$130,480	\$51,272
Subtotal (Monetary Cost)	\$0	\$562,201	\$397,274	\$10,303	\$670,368	\$194,639	\$68,408
Quality of Life	\$0	\$5,048,188	\$397,073	\$23,876	\$126,966	\$32,784	\$4,679
Total (Comprehensive Costs)	\$0	\$5,610,389	\$754,337	\$34,179	\$797,334	\$227,423	\$73,087
Average cost of index crime							\$25,586

Index Crimes



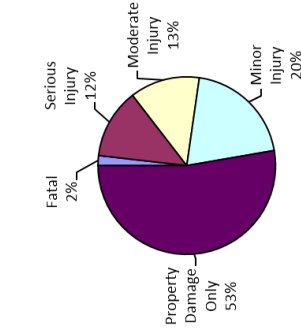
Index Crime Costs



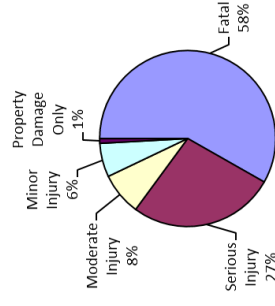
Huron County Alcohol-Involved Crashes

Crash Casualty Severity	Crash Casualties	Crash Costs
Fatal	1	\$8,875,391
Serious Injury	7	\$4,093,302
Moderate Injury	7	\$1,193,431
Minor Injury	11	\$946,819
Property Damage Only	29	\$132,773
Total	55	\$15,241,717
Average cost of crash casualty		\$277,122

Crash Casualties



Crash Costs

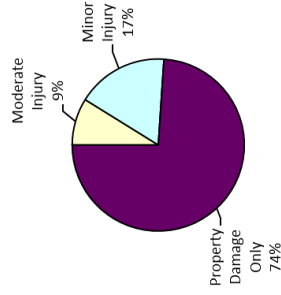


Costs of Alcohol-Involved Crashes in Huron County (2015 dollars)						
	Fatal	Serious Injury	Moderate Injury	Minor Injury	Property Damage Only	Total
Medical Care	\$11,931	\$383,109	\$96,743	\$116,215	\$8,894	\$616,891
Future Earnings (Lost Wages)	\$1,203,734	\$593,060	\$179,091	\$174,842	\$9,905	\$2,160,632
Public Services	\$900	\$2,724	\$1,215	\$1,209	\$841	\$6,888
Adjudication & Sanctioning	\$106,256	\$90,269	\$24,543	\$23,916	\$1,391	\$246,376
Property Damage & Loss	\$23,153	\$79,027	\$52,133	\$68,932	\$79,470	\$302,715
Subtotal (Monetary Cost)	\$1,345,974	\$1,148,190	\$353,724	\$385,113	\$100,501	\$3,333,502
Quality of Life	\$7,529,418	\$2,945,112	\$839,707	\$561,706	\$32,272	\$11,908,215
Total (Comprehensive Cost)	\$8,875,391	\$4,093,302	\$1,193,431	\$946,819	\$132,773	\$15,241,717

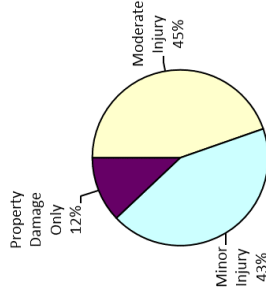
Huron County Teen Driver Crashes

Crash Casualty Severity	Crash Casualties	Crash Costs
Fatal	0	\$0
Serious Injury	0	\$0
Moderate Injury	19	\$2,563,922
Minor Injury	37	\$2,486,411
Property Damage Only	159	\$691,243
Total	215	\$5,741,576
Average cost of crash casualty		\$26,705

Crash Casualties



Crash Costs



Costs of Teen Driver Crashes in Huron County (2015 dollars)

	Fatal	Serious Injury	Moderate Injury	Minor Injury	Property Damage Only	Total
Medical Care	\$0	\$0	\$119,615	\$212,360	\$41,377	\$373,352
Future Earnings (Lost Wages)	\$0	\$0	\$220,853	\$320,157	\$47,358	\$588,367
Public Services	\$0	\$0	\$1,455	\$2,145	\$3,483	\$7,083
Adjudication & Sanctioning	\$0	\$0	\$31,933	\$41,534	\$2,812	\$76,280
Property Damage & Loss	\$0	\$0	\$74,230	\$141,773	\$429,262	\$645,265
Subtotal (Monetary Cost)	\$0	\$0	\$448,085	\$717,970	\$524,292	\$1,690,347
Quality of Life	\$0	\$0	\$2,115,836	\$1,768,442	\$166,951	\$4,051,229
Total (Comprehensive Cost)	\$0	\$0	\$2,563,922	\$2,486,411	\$691,243	\$5,741,576

Huron County Motorcycle Crashes

Injury Severity	Motorcyclist Crash Victims	Motorcyclist Victim Costs
Fatal	0	\$0
Serious Injury	3	\$1,532,660
Moderate Injury	8	\$950,476
Minor Injury	5	\$559,872
Property Damage Only	9	\$35,874
Total	25	\$3,078,882
Average cost of crash casualty		\$123,155

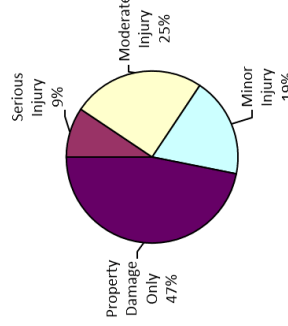
Injury Severity	Non-motorcyclist Crash Victims	Non-motorcyclist Victim Costs
Fatal	0	\$0
Serious Injury	0	\$0
Moderate Injury	0	\$0
Minor Injury	1	\$67,200
Property Damage Only	6	\$17,007
Total	7	\$84,207
Average cost of crash casualty		\$12,030

Motorcyclist Victim Costs in Motorcycle Crashes in Huron County (2015 dollars)						
	Fatal	Serious Injury	Moderate Injury	Minor Injury	Property Damage Only	Total
Medical Care	\$0	\$125,334	\$72,294	\$43,031	\$1,245	\$241,903
Future Earnings (Lost Wages)	\$0	\$183,683	\$121,917	\$70,875	\$1,973	\$378,448
Public Services	\$0	\$1,061	\$1,361	\$821	\$542	\$3,804
Adjudication & Sanctioning	\$0	\$28,506	\$21,366	\$12,480	\$1,670	\$64,022
Property Damage & Loss	\$0	\$29,568	\$62,715	\$37,836	\$21,032	\$151,150
Subtotal (Monetary Cost)	\$0	\$368,150	\$279,672	\$165,042	\$26,462	\$838,327
Quality of Life	\$0	\$1,164,509	\$670,803	\$394,830	\$9,412	\$2,239,555
Total (Comprehensive Cost)	\$0	\$1,532,660	\$950,476	\$559,872	\$35,874	\$3,078,882

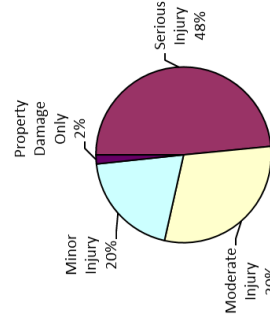
Non-motorcyclist Victim Costs in Motorcycle Crashes in Huron County (2015 dollars)						
	Fatal	Serious Injury	Moderate Injury	Minor Injury	Property Damage Only	Total
Medical Care	\$0	\$0	\$0	\$5,739	\$0	\$5,739
Future Earnings (Lost Wages)	\$0	\$0	\$0	\$8,653	\$531	\$9,184
Public Services	\$0	\$0	\$0	\$58	\$126	\$184
Adjudication & Sanctioning	\$0	\$0	\$0	\$1,123	\$0	\$1,123
Property Damage & Loss	\$0	\$0	\$0	\$3,832	\$16,350	\$20,182
Subtotal (Monetary Cost)	\$0	\$0	\$0	\$19,405	\$17,007	\$36,411
Quality of Life	\$0	\$0	\$0	\$47,796	\$0	\$47,796
Total (Comprehensive Cost)	\$0	\$0	\$0	\$67,200	\$17,007	\$84,207

Costs of Motorcycle Crashes in Huron County (2015 dollars)						
	Fatal	Serious Injury	Moderate Injury	Minor Injury	Property Damage Only	Total
Medical Care	\$0	\$125,334	\$72,294	\$48,770	\$1,245	\$247,643
Future Earnings (Lost Wages)	\$0	\$183,683	\$121,917	\$79,528	\$2,503	\$387,631
Public Services	\$0	\$1,061	\$1,361	\$879	\$667	\$3,988
Adjudication & Sanctioning	\$0	\$28,506	\$21,366	\$13,603	\$1,670	\$65,145
Property Damage & Loss	\$0	\$29,568	\$62,715	\$41,667	\$37,382	\$171,332
Subtotal (Monetary Cost)	\$0	\$368,150	\$279,672	\$164,447	\$43,469	\$855,738
Quality of Life	\$0	\$1,164,509	\$670,803	\$442,626	\$9,412	\$2,287,350
Total (Comprehensive Cost)	\$0	\$1,532,660	\$950,476	\$627,073	\$52,881	\$3,163,089

Motorcycle Crash Casualties



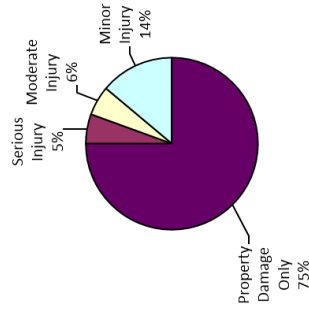
Motorcycle Crash Costs



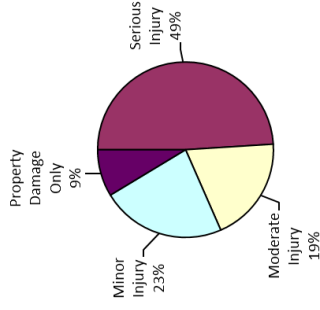
Huron County Medium/Large Truck Crashes

Crash Casualty Severity	Crash Casualties	Crash Costs
Fatal	0	\$0
Serious Injury	2	\$1,385,254
Moderate Injury	2	\$550,062
Minor Injury	5	\$647,520
Property Damage Only	27	\$244,890
Total	36	\$2,827,726
Average cost of crash casualty		\$78,548

Crash Casualties



Crash Costs



Costs of Medium/Large Truck Crashes in Huron County (2015 dollars)						
	Fatal	Serious Injury	Moderate Injury	Minor Injury	Property Damage Only	Total
Medical Care	\$0	\$83,494	\$35,610	\$40,825	\$10,098	\$170,027
Future Earnings (Lost Wages)	\$0	\$238,468	\$102,088	\$108,940	\$73,710	\$523,206
Public Services	\$0	\$644	\$352	\$965	\$1,269	\$3,230
Adjudication & Sanctioning	\$0	\$32,232	\$13,784	\$14,995	\$8,397	\$69,408
Property Damage & Loss	\$0	\$25,110	\$18,640	\$33,545	\$91,773	\$169,068
Subtotal (Monetary Cost)	\$0	\$379,948	\$170,474	\$199,270	\$185,247	\$934,939
Quality of Life	\$0	\$1,005,306	\$379,588	\$448,250	\$69,643	\$1,892,787
Total (Comprehensive Cost)	\$0	\$1,385,254	\$550,062	\$647,520	\$244,890	\$2,827,726

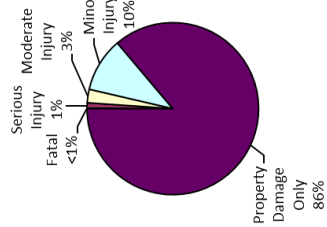
Ingham County Traffic Crashes and Crime

Index Crime Category	Number of Index Crimes	Index Crime Costs
Murder	12	\$87,465,696
Rape	225	\$90,166,961
Aggravated Assault	1,010	\$31,745,019
Robbery	293	\$10,014,508
Larceny	3,634	\$14,859,039
Burglary	1,517	\$6,764,713
Motor Vehicle Theft	548	\$5,006,458
Total	7,239	\$246,022,395
Average cost of index crime		\$33,986

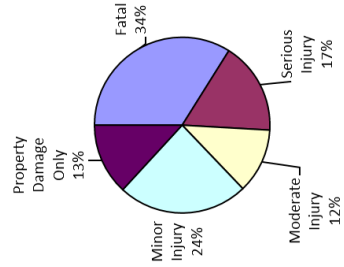
Traffic Crash Casualty Severity	Traffic Crash Casualties	Traffic Crash Costs
Fatal	18	\$159,757,045
Serious Injury	164	\$79,931,933
Moderate Injury	417	\$56,271,332
Minor Injury	1,682	\$113,030,918
Property Damage Only	14,233	\$61,877,141
Total	16,514	\$470,868,370
Average cost of traffic crash casualty		\$28,513

Costs of Traffic Crashes in Ingham County (2015 dollars)						
	Fatal	Serious Injury	Moderate Injury	Minor Injury	Property Damage Only	Total
Medical Care	\$214,753	\$4,318,496	\$2,625,230	\$9,653,776	\$3,705,890	\$20,516,145
Future Earnings (Lost Wages)	\$21,667,213	\$6,594,079	\$4,847,132	\$14,554,156	\$4,239,251	\$51,901,831
Public Services	\$16,201	\$28,559	\$31,931	\$97,508	\$311,796	\$485,995
Adjudication & Sanctioning	\$1,912,614	\$1,400,299	\$700,853	\$1,888,131	\$251,740	\$6,153,637
Property Damage & Loss	\$416,747	\$1,047,941	\$1,629,144	\$6,444,945	\$38,425,724	\$47,964,502
Subtotal (Monetary Cost)	\$24,227,529	\$13,389,373	\$9,834,291	\$32,638,516	\$46,932,402	\$127,022,110
Quality of Life	\$135,529,517	\$66,542,561	\$46,437,041	\$80,932,402	\$14,944,738	\$343,846,259
Total (Comprehensive Cost)	\$159,757,045	\$79,931,933	\$56,271,332	\$113,030,918	\$61,877,141	\$470,868,370

Traffic Crash Casualties

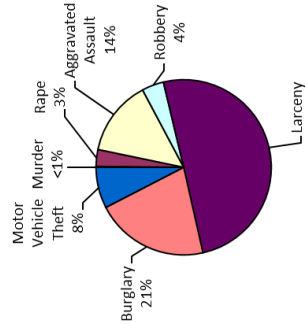


Traffic Crash Costs

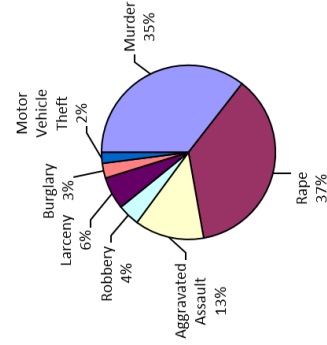


Costs of Index Crimes in Ingham County (2015 dollars)								
	Murder	Rape	Aggravated Assault	Robbery	Larceny	Burglary	Motor Vehicle Theft	Total
Medical Care	\$332,853	\$2,021,054	\$1,563,219	\$449,563	\$0	\$0	\$0	\$4,366,689
Future Earnings (Lost Wages)	\$11,022,828	\$1,261,039	\$1,104,891	\$463,307	\$95,388	\$50,143	\$54,341	\$14,051,938
Public Services	\$34,150	\$177,363	\$337,614	\$118,407	\$1,602,500	\$680,717	\$147,267	\$3,098,017
Adjudication & Sanctioning	\$4,732,442	\$5,540,662	\$11,968,576	\$1,653,452	\$7,400,996	\$1,177,566	\$972,226	\$33,435,919
Property Damage and Loss	\$2,095	\$35,248	\$70,546	\$334,170	\$3,394,024	\$3,881,126	\$3,512,146	\$11,229,357
Subtotal (Monetary Cost)	\$16,124,368	\$9,035,366	\$15,034,846	\$3,918,900	\$12,482,908	\$5,789,852	\$4,685,980	\$66,161,920
Quality of Life	\$71,341,329	\$81,131,594	\$16,710,173	\$6,995,609	\$2,366,131	\$975,161	\$320,478	\$179,840,475
Total (Comprehensive Costs)	\$87,465,696	\$90,166,961	\$31,745,019	\$10,014,508	\$14,859,039	\$6,764,713	\$5,006,458	\$246,022,395

Index Crimes



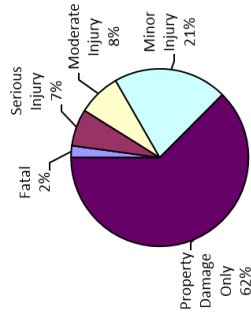
Index Crime Costs



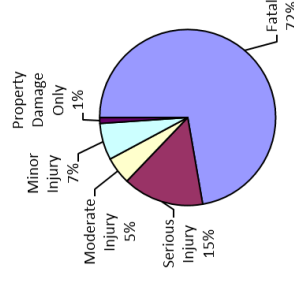
Ingham County Alcohol-Involved Crashes

Crash Casualty Severity	Crash Casualties	Crash Costs
Fatal	8	\$71,003,131
Serious Injury	25	\$14,618,935
Moderate Injury	29	\$4,944,214
Minor Injury	77	\$6,627,735
Property Damage Only	232	\$1,062,185
Total	371	\$98,256,201
Average cost of crash casualty		\$264,842

Crash Casualties



Crash Costs

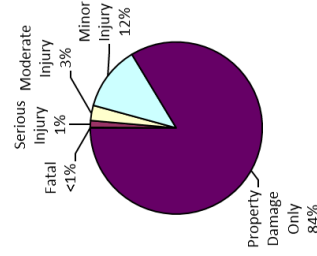


Costs of Alcohol-Involved Crashes in Ingham County (2015 dollars)						
	Fatal	Serious Injury	Moderate Injury	Minor Injury	Property Damage Only	Total
Medical Care	\$95,446	\$1,368,247	\$400,792	\$813,505	\$71,149	\$2,749,139
Future Earnings (Lost Wages)	\$9,629,872	\$2,118,073	\$741,947	\$1,223,893	\$79,242	\$13,793,027
Public Services	\$7,200	\$9,727	\$5,033	\$8,460	\$6,727	\$37,147
Adjudication & Sanctioning	\$850,051	\$322,389	\$101,679	\$167,409	\$11,132	\$1,452,660
Property Damage & Loss	\$185,221	\$282,241	\$215,978	\$482,525	\$635,757	\$1,801,722
Subtotal (Monetary Cost)	\$10,767,790	\$4,100,677	\$1,465,429	\$2,695,792	\$804,006	\$19,833,695
Quality of Life	\$60,235,341	\$10,518,258	\$3,478,785	\$3,931,943	\$258,179	\$78,422,506
Total (Comprehensive Cost)	\$71,003,131	\$14,618,935	\$4,944,214	\$6,627,735	\$1,062,185	\$98,256,201

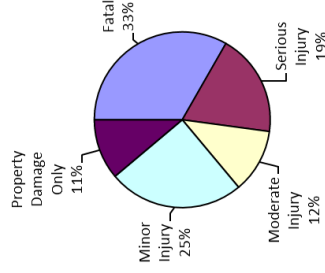
Ingham County Teen Driver Crashes

Crash Casualty Severity	Crash Casualties	Crash Costs
Fatal	3	\$26,626,174
Serious Injury	31	\$15,109,085
Moderate Injury	70	\$9,446,027
Minor Injury	297	\$19,958,492
Property Damage Only	2,050	\$8,912,256
Total	2,451	\$80,052,034
Average cost of crash casualty		\$32,661

Crash Casualties



Crash Costs



Costs of Teen Driver Crashes in Ingham County (2015 dollars)

	Fatal	Serious Injury	Moderate Injury	Minor Injury	Property Damage Only	Total
Medical Care	\$35,792	\$816,301	\$440,686	\$1,704,620	\$533,477	\$3,530,877
Future Earnings (Lost Wages)	\$3,611,202	\$1,246,442	\$813,667	\$2,569,907	\$610,586	\$8,851,804
Public Services	\$2,700	\$5,398	\$5,360	\$17,217	\$44,908	\$75,585
Adjudication & Sanctioning	\$318,769	\$264,691	\$117,649	\$333,398	\$36,259	\$1,070,765
Property Damage & Loss	\$69,458	\$198,086	\$273,477	\$1,138,019	\$5,534,514	\$7,213,555
Subtotal (Monetary Cost)	\$4,037,921	\$2,530,918	\$1,650,840	\$5,763,162	\$6,759,743	\$20,742,585
Quality of Life	\$22,588,253	\$12,578,167	\$7,795,187	\$14,195,329	\$2,162,513	\$59,309,448
Total (Comprehensive Cost)	\$26,626,174	\$15,109,085	\$9,446,027	\$19,958,492	\$8,912,256	\$80,052,034

Ingham County Motorcycle Crashes

Injury Severity	Motorcyclist Crash Victims	Motorcyclist Victim Costs
Fatal	3	\$26,447,770
Serious Injury	14	\$7,152,411
Moderate Injury	26	\$3,089,046
Minor Injury	14	\$1,567,642
Property Damage Only	54	\$215,246
Total	111	\$38,472,115
Average cost of crash casualty		\$346,596

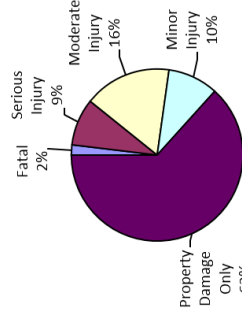
Injury Severity	Non-motorcyclist Crash Victims	Non-motorcyclist Victim Costs
Fatal	0	\$0
Serious Injury	0	\$0
Moderate Injury	0	\$0
Minor Injury	1	\$67,200
Property Damage Only	46	\$130,383
Total	47	\$197,584
Average cost of crash casualty		\$4,204

Motorcyclist Victim Costs in Motorcycle Crashes in Ingham County (2015 dollars)						
	Fatal	Serious Injury	Moderate Injury	Minor Injury	Property Damage Only	Total
Medical Care	\$35,792	\$584,890	\$234,955	\$120,486	\$7,471	\$983,594
Future Earnings (Lost Wages)	\$3,628,449	\$857,187	\$396,231	\$198,449	\$11,836	\$5,092,152
Public Services	\$2,365	\$4,950	\$4,487	\$2,298	\$3,250	\$17,351
Adjudication & Sanctioning	\$318,770	\$133,027	\$69,439	\$34,945	\$10,022	\$566,203
Property Damage & Loss	\$38,853	\$137,982	\$203,823	\$105,940	\$126,193	\$612,791
Subtotal (Monetary Cost)	\$4,024,230	\$1,716,035	\$908,955	\$462,119	\$158,772	\$7,272,091
Quality of Life	\$22,423,540	\$5,434,376	\$2,180,111	\$1,105,524	\$56,473	\$31,200,024
Total (Comprehensive Cost)	\$26,447,770	\$7,152,411	\$3,089,046	\$1,567,642	\$215,246	\$38,472,115

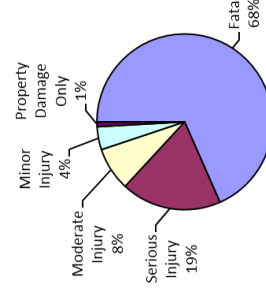
Non-motorcyclist Victim Costs in Motorcycle Crashes in Ingham County (2015 dollars)						
	Fatal	Serious Injury	Moderate Injury	Minor Injury	Property Damage Only	Total
Medical Care	\$0	\$0	\$0	\$5,739	\$0	\$5,739
Future Earnings (Lost Wages)	\$0	\$0	\$0	\$8,653	\$4,070	\$12,722
Public Services	\$0	\$0	\$0	\$58	\$964	\$1,022
Adjudication & Sanctioning	\$0	\$0	\$0	\$1,123	\$0	\$1,123
Property Damage & Loss	\$0	\$0	\$0	\$3,832	\$125,350	\$129,182
Subtotal (Monetary Cost)	\$0	\$0	\$0	\$19,405	\$130,383	\$149,788
Quality of Life	\$0	\$0	\$0	\$47,796	\$0	\$47,796
Total (Comprehensive Cost)	\$0	\$0	\$0	\$67,200	\$130,383	\$197,584

Costs of Motorcycle Crashes in Ingham County (2015 dollars)						
	Fatal	Serious Injury	Moderate Injury	Minor Injury	Property Damage Only	Total
Medical Care	\$35,792	\$584,890	\$234,955	\$126,225	\$7,471	\$989,334
Future Earnings (Lost Wages)	\$3,628,449	\$857,187	\$396,231	\$207,102	\$15,906	\$5,104,874
Public Services	\$2,365	\$4,950	\$4,487	\$2,356	\$4,214	\$18,373
Adjudication & Sanctioning	\$318,770	\$133,027	\$69,439	\$36,068	\$10,022	\$567,326
Property Damage & Loss	\$38,853	\$137,982	\$203,823	\$109,772	\$251,543	\$741,973
Subtotal (Monetary Cost)	\$4,024,230	\$1,716,035	\$908,955	\$481,523	\$289,156	\$7,421,879
Quality of Life	\$22,423,540	\$5,434,376	\$2,180,111	\$1,153,319	\$56,473	\$31,247,820
Total (Comprehensive Cost)	\$26,447,770	\$7,152,411	\$3,089,046	\$1,634,843	\$345,629	\$38,669,699

Motorcycle Crash Casualties



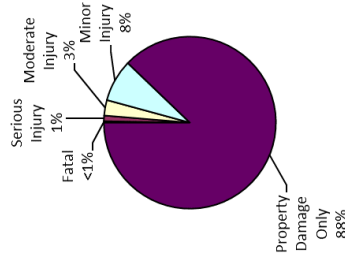
Motorcycle Crash Costs



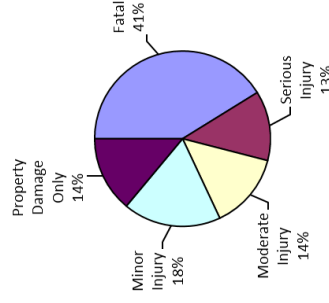
Ingham County Medium/Large Truck Crashes

Crash Casualty Severity	Crash Casualties	Crash Costs
Fatal	1	\$8,883,936
Serious Injury	4	\$2,770,508
Moderate Injury	11	\$3,025,341
Minor Injury	30	\$3,885,120
Property Damage Only	332	\$3,011,240
Total	378	\$21,576,145
Average cost of crash casualty		\$57,080

Crash Casualties



Crash Costs



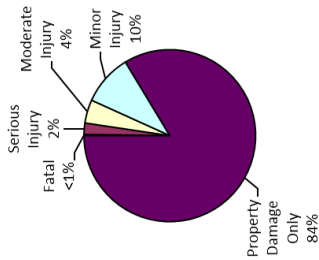
Costs of Medium/Large Truck Crashes in Ingham County (2015 dollars)						
	Fatal	Serious Injury	Moderate Injury	Minor Injury	Property Damage Only	Total
Medical Care	\$11,931	\$166,988	\$195,855	\$244,950	\$124,168	\$743,892
Future Earnings (Lost Wages)	\$1,203,734	\$476,936	\$561,484	\$653,640	\$906,360	\$3,802,154
Public Services	\$900	\$1,288	\$1,936	\$5,790	\$15,604	\$25,518
Adjudication & Sanctioning	\$106,256	\$64,464	\$75,812	\$89,970	\$103,252	\$439,754
Property Damage & Loss	\$31,697	\$50,220	\$102,520	\$201,270	\$1,128,468	\$1,514,175
Subtotal (Monetary Cost)	\$1,354,518	\$759,896	\$937,607	\$1,195,620	\$2,277,852	\$6,525,493
Quality of Life	\$7,529,418	\$2,010,612	\$2,087,734	\$2,689,500	\$733,388	\$15,050,652
Total (Comprehensive Cost)	\$8,883,936	\$2,770,508	\$3,025,341	\$3,885,120	\$3,011,240	\$21,576,145

Ionia County Traffic Crashes and Crime

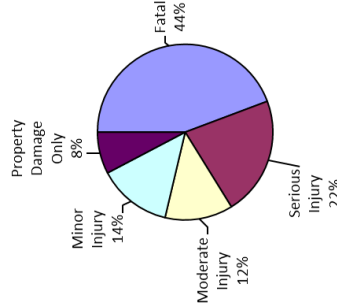
Traffic Crash Casualty Severity	Traffic Crash Casualties	Traffic Crash Costs
Fatal	5	\$44,376,957
Serious Injury	45	\$21,932,543
Moderate Injury	93	\$12,549,722
Minor Injury	203	\$13,641,663
Property Damage Only	1,771	\$7,699,320
Total	2,117	\$100,200,203
Average cost of traffic crash casualty		\$47,331

Costs of Traffic Crashes in Ionia County (2015 dollars)						Total
	Fatal	Serious Injury	Moderate Injury	Minor Injury	Property Damage Only	
Medical Care	\$59,654	\$1,184,953	\$585,483	\$1,165,111	\$460,872	\$3,456,073
Future Earnings (Lost Wages)	\$6,018,670	\$1,809,351	\$1,081,015	\$1,756,536	\$27,486	\$11,193,059
Public Services	\$4,500	\$7,836	\$7,121	\$11,768	\$38,797	\$70,023
Adjudication & Sanctioning	\$531,282	\$384,228	\$156,305	\$227,878	\$31,324	\$1,331,017
Property Damage & Loss	\$115,763	\$287,545	\$363,334	\$777,838	\$4,781,280	\$6,325,760
Subtotal (Monetary Cost)	\$6,729,869	\$3,673,913	\$2,193,259	\$3,938,131	\$5,639,759	\$22,375,931
Quality of Life	\$37,647,088	\$18,256,629	\$10,356,462	\$9,702,531	\$1,859,561	\$77,824,272
Total (Comprehensive Cost)	\$44,376,957	\$21,932,543	\$12,549,722	\$13,641,663	\$7,699,320	\$100,200,203

Traffic Crash Casualties



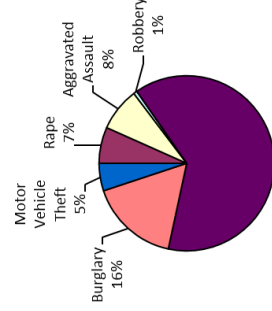
Traffic Crash Costs



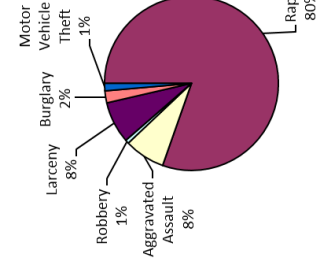
Index Crime Category	Number of Index Crimes	Index Crime Costs
Murder	0	\$0
Rape	50	\$20,037,102
Aggravated Assault	60	\$1,885,843
Robbery	5	\$170,896
Larceny	472	\$1,929,958
Burglary	124	\$552,950
Motor Vehicle Theft	38	\$347,163
Total	749	\$24,923,911
Average cost of index crime		\$33,276

Costs of Index Crimes in Ionia County (2015 dollars)								
	Murder	Rape	Aggravated Assault	Robbery	Larceny	Burglary	Motor Vehicle Theft	Total
Medical Care	\$0	\$449,123	\$92,864	\$7,672	\$0	\$0	\$0	\$549,659
Future Earnings (Lost Wages)	\$0	\$280,231	\$65,637	\$7,906	\$12,389	\$4,099	\$3,768	\$374,031
Public Services	\$0	\$39,414	\$20,056	\$2,021	\$208,140	\$56,642	\$10,212	\$335,485
Adjudication & Sanctioning	\$0	\$1,231,258	\$710,410	\$28,216	\$96,274	\$96,255	\$67,417	\$5,084,830
Property Damage and Loss	\$0	\$7,833	\$4,191	\$5,703	\$440,831	\$317,344	\$243,543	\$1,019,345
Subtotal (Monetary Cost)	\$0	\$2,007,859	\$893,199	\$51,517	\$1,622,634	\$473,240	\$324,940	\$6,373,349
Quality of Life	\$0	\$18,029,243	\$992,684	\$119,379	\$307,324	\$79,710	\$22,223	\$19,550,562
Total (Comprehensive Costs)	\$0	\$20,037,102	\$1,885,843	\$170,896	\$1,929,958	\$552,950	\$347,163	\$24,923,911

Index Crimes



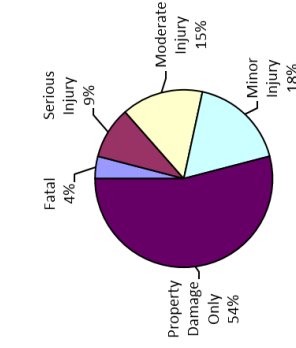
Index Crime Costs



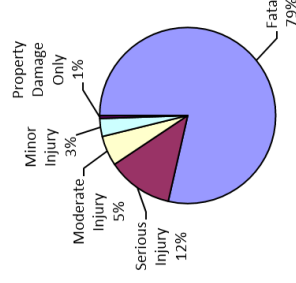
Ionia County Alcohol-Involved Crashes

Crash Casualty Severity	Crash Casualties	Crash Costs
Fatal	3	\$26,626,174
Serious Injury	7	\$4,093,302
Moderate Injury	11	\$1,875,391
Minor Injury	13	\$1,118,968
Property Damage Only	40	\$183,135
Total	74	\$33,896,971
Average cost of crash casualty		\$458,067

Crash Casualties



Crash Costs

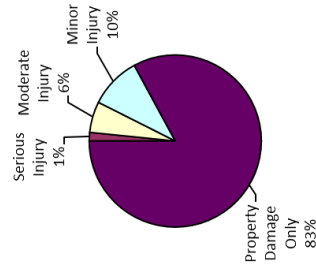


Costs of Alcohol-Involved Crashes in Ionia County (2015 dollars)						
	Fatal	Serious Injury	Moderate Injury	Minor Injury	Property Damage Only	Total
Medical Care	\$35,792	\$383,109	\$152,024	\$137,345	\$12,267	\$720,538
Future Earnings (Lost Wages)	\$3,611,202	\$593,060	\$281,428	\$206,631	\$13,662	\$4,705,984
Public Services	\$2,700	\$2,724	\$1,909	\$1,428	\$1,160	\$9,921
Adjudication & Sanctioning	\$318,769	\$90,269	\$38,568	\$28,264	\$1,919	\$477,789
Property Damage & Loss	\$69,458	\$79,027	\$81,923	\$81,465	\$109,613	\$421,487
Subtotal (Monetary Cost)	\$4,037,921	\$1,148,190	\$555,852	\$455,134	\$138,622	\$6,335,719
Quality of Life	\$22,588,253	\$2,945,112	\$1,319,539	\$663,835	\$44,514	\$27,561,252
Total (Comprehensive Cost)	\$26,626,174	\$4,093,302	\$1,875,391	\$1,118,968	\$183,135	\$33,896,971

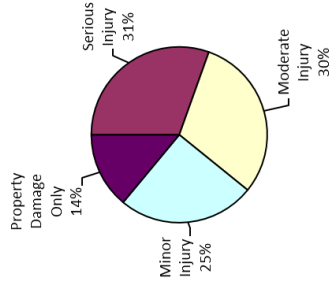
Ionia County Teen Driver Crashes

Crash Casualty Severity	Crash Casualties	Crash Costs
Fatal	0	\$0
Serious Injury	5	\$2,436,949
Moderate Injury	18	\$2,428,978
Minor Injury	30	\$2,016,009
Property Damage Only	257	\$1,117,293
Total	310	\$7,999,229
Average cost of crash casualty		\$25,804

Crash Casualties



Crash Costs



Costs of Teen Driver Crashes in Ionia County (2015 dollars)						
	Fatal	Serious Injury	Moderate Injury	Minor Injury	Property Damage Only	Total
Medical Care	\$0	\$13,1661	\$113,319	\$172,184	\$66,880	\$484,044
Future Earnings (Lost Wages)	\$0	\$20,1039	\$209,229	\$259,587	\$76,547	\$746,401
Public Services	\$0	\$871	\$1,378	\$1,739	\$5,630	\$9,618
Adjudication & Sanctioning	\$0	\$42,692	\$30,253	\$33,677	\$4,546	\$111,167
Property Damage & Loss	\$0	\$31,949	\$70,323	\$114,951	\$693,839	\$911,063
Subtotal (Monetary Cost)	\$0	\$408,213	\$424,502	\$582,138	\$847,441	\$2,262,293
Quality of Life	\$0	\$2,028,737	\$2,004,477	\$1,433,872	\$269,852	\$5,736,936
Total (Comprehensive Cost)	\$0	\$2,436,949	\$2,428,978	\$2,016,009	\$1,117,293	\$7,999,229

Ionia County Motorcycle Crashes

Injury Severity	Motorcyclist Crash Victims	Motorcyclist Victim Costs
Fatal	1	\$8,815,923
Serious Injury	8	\$4,087,092
Moderate Injury	7	\$831,666
Minor Injury	10	\$1,119,745
Property Damage Only	11	\$43,846
Total	37	\$14,898,272
Average cost of crash casualty		\$402,656

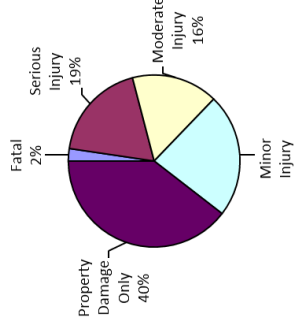
Injury Severity	Non-motorcyclist Crash Victims	Non-motorcyclist Victim Costs
Fatal	0	\$0
Serious Injury	0	\$0
Moderate Injury	0	\$0
Minor Injury	0	\$0
Property Damage Only	6	\$17,007
Total	6	\$17,007
Average cost of crash casualty		\$2,834

Motorcyclist Victim Costs in Motorcycle Crashes in Ionia County (2015 dollars)						
	Fatal	Serious Injury	Moderate Injury	Minor Injury	Property Damage Only	Total
Medical Care	\$11,931	\$334,223	\$63,257	\$86,061	\$1,522	\$496,984
Future Earnings (Lost Wages)	\$1,209,483	\$469,821	\$106,678	\$141,750	\$2,411	\$1,950,142
Public Services	\$788	\$2,829	\$1,208	\$1,642	\$662	\$7,129
Adjudication & Sanctioning	\$106,257	\$76,015	\$18,695	\$24,961	\$2,042	\$227,970
Property Damage & Loss	\$12,951	\$78,847	\$54,875	\$75,671	\$25,706	\$248,051
Subtotal (Monetary Cost)	\$1,341,410	\$981,734	\$244,713	\$330,085	\$32,342	\$2,930,285
Quality of Life	\$7,474,513	\$3,105,356	\$586,953	\$789,660	\$11,504	\$11,967,988
Total (Comprehensive Cost)	\$8,815,923	\$4,087,092	\$831,666	\$1,119,745	\$43,846	\$14,898,272

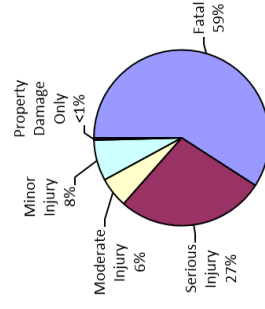
Non-motorcyclist Victim Costs in Motorcycle Crashes in Ionia County (2015 dollars)						
	Fatal	Serious Injury	Moderate Injury	Minor Injury	Property Damage Only	Total
Medical Care	\$0	\$0	\$0	\$0	\$0	\$0
Future Earnings (Lost Wages)	\$0	\$0	\$0	\$0	\$531	\$531
Public Services	\$0	\$0	\$0	\$0	\$126	\$126
Adjudication & Sanctioning	\$0	\$0	\$0	\$0	\$0	\$0
Property Damage & Loss	\$0	\$0	\$0	\$0	\$16,350	\$16,350
Subtotal (Monetary Cost)	\$0	\$0	\$0	\$0	\$17,007	\$17,007
Quality of Life	\$0	\$0	\$0	\$0	\$0	\$0
Total (Comprehensive Cost)	\$0	\$0	\$0	\$0	\$17,007	\$17,007

Costs of Motorcycle Crashes in Ionia County (2015 dollars)						
	Fatal	Serious Injury	Moderate Injury	Minor Injury	Property Damage Only	Total
Medical Care	\$11,931	\$334,223	\$63,257	\$86,061	\$1,522	\$496,984
Future Earnings (Lost Wages)	\$1,209,483	\$469,821	\$106,678	\$141,750	\$2,942	\$1,950,673
Public Services	\$788	\$2,829	\$1,208	\$1,642	\$788	\$7,255
Adjudication & Sanctioning	\$106,257	\$76,015	\$18,695	\$24,961	\$2,042	\$227,970
Property Damage & Loss	\$12,951	\$78,847	\$54,875	\$75,671	\$42,056	\$264,401
Subtotal (Monetary Cost)	\$1,341,410	\$981,734	\$244,713	\$330,085	\$49,349	\$2,947,291
Quality of Life	\$7,474,513	\$3,105,356	\$586,953	\$789,660	\$11,504	\$11,967,988
Total (Comprehensive Cost)	\$8,815,923	\$4,087,092	\$831,666	\$1,119,745	\$60,853	\$14,915,279

Motorcycle Crash Casualties



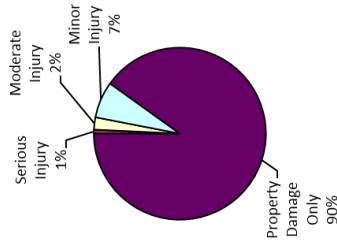
Motorcycle Crash Costs



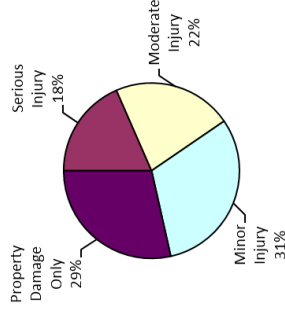
Ionia County Medium/Large Truck Crashes

Crash Casualty Severity	Crash Casualties	Crash Costs
Fatal	0	\$0
Serious Injury	1	\$692,627
Moderate Injury	3	\$825,093
Minor Injury	9	\$1,165,536
Property Damage Only	118	\$1,070,260
Total	131	\$3,753,516
Average cost of crash casualty		\$28,653

Crash Casualties



Crash Costs



Costs of Medium/Large Truck Crashes in Ionia County (2015 dollars)						
	Fatal	Serious Injury	Moderate Injury	Minor Injury	Property Damage Only	Total
Medical Care	\$0	\$41,747	\$53,415	\$73,485	\$44,132	\$212,779
Future Earnings (Lost Wages)	\$0	\$119,234	\$153,132	\$196,092	\$322,140	\$790,598
Public Services	\$0	\$322	\$528	\$1,737	\$5,546	\$8,133
Adjudication & Sanctioning	\$0	\$16,116	\$20,676	\$26,991	\$36,698	\$100,481
Property Damage & Loss	\$0	\$12,555	\$27,960	\$60,381	\$401,082	\$501,978
Subtotal (Monetary Cost)	\$0	\$189,974	\$255,711	\$358,686	\$809,598	\$1,613,969
Quality of Life	\$0	\$502,653	\$569,382	\$806,850	\$260,662	\$2,139,547
Total (Comprehensive Cost)	\$0	\$692,627	\$825,093	\$1,165,536	\$1,070,260	\$3,753,516

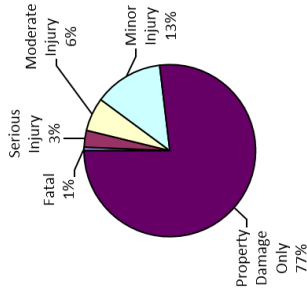
Iosco County Traffic Crashes and Crime

Index Crime Category	Number of Index Crimes	Index Crime Costs
Murder	0	\$0
Rape	13	\$5,209,647
Aggravated Assault	30	\$942,921
Robbery	1	\$34,179
Larceny	198	\$809,601
Burglary	125	\$557,409
Motor Vehicle Theft	17	\$155,310
Total	384	\$7,709,067
Average cost of index crime		\$20,076

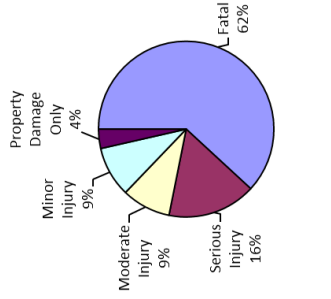
Traffic Crash Casualty Severity	Traffic Crash Casualties	Traffic Crash Costs
Fatal	5	\$44,376,957
Serious Injury	24	\$11,697,356
Moderate Injury	48	\$6,477,276
Minor Injury	99	\$6,652,831
Property Damage Only	586	\$2,547,601
Total	762	\$71,752,020
Average cost of traffic crash casualty		\$94,163

Costs of Traffic Crashes in Iosco County (2015 dollars)						Total
	Fatal	Serious Injury	Moderate Injury	Minor Injury	Property Damage Only	
Medical Care	\$89,654	\$631,975	\$302,185	\$868,207	\$152,496	\$1,714,517
Future Earnings (Lost Wages)	\$6,018,670	\$964,987	\$597,843	\$856,636	\$174,538	\$8,572,775
Public Services	\$4,500	\$4,179	\$3,676	\$5,739	\$12,837	\$30,931
Adjudication & Sanctioning	\$531,282	\$204,922	\$80,674	\$111,133	\$10,365	\$936,374
Property Damage & Loss	\$115,763	\$153,357	\$187,627	\$379,340	\$1,582,061	\$2,418,049
Subtotal (Monetary Cost)	\$6,729,869	\$1,959,420	\$1,132,005	\$1,921,054	\$1,832,297	\$13,674,646
Quality of Life	\$37,647,088	\$9,737,936	\$5,345,271	\$4,731,776	\$615,304	\$58,077,375
Total (Comprehensive Cost)	\$44,376,957	\$11,697,356	\$6,477,276	\$6,652,831	\$2,547,601	\$71,752,020

Traffic Crash Casualties

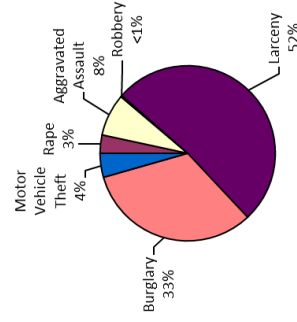


Traffic Crash Costs

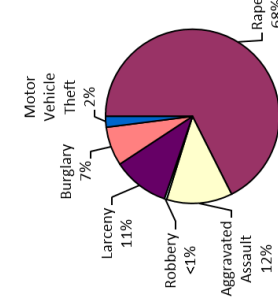


Costs of Index Crimes in Iosco County (2015 dollars)							Total
	Murder	Rape	Aggravated Assault	Robbery	Larceny	Burglary	Motor Vehicle Theft
Medical Care	\$0	\$116,772	\$46,432	\$1,554	\$0	\$0	\$0
Future Earnings (Lost Wages)	\$0	\$72,860	\$32,819	\$1,591	\$5,197	\$4,132	\$1,686
Public Services	\$0	\$10,248	\$10,028	\$404	\$87,313	\$56,091	\$4,568
Adjudication & Sanctioning	\$0	\$320,127	\$355,205	\$5,643	\$403,246	\$97,031	\$30,160
Property Damage and Loss	\$0	\$2,037	\$2,095	\$1,141	\$184,925	\$319,803	\$108,953
Subtotal (Monetary Cost)	\$0	\$522,043	\$446,580	\$10,303	\$680,681	\$477,066	\$145,368
Quality of Life	\$0	\$4,687,603	\$496,342	\$23,876	\$128,920	\$80,353	\$9,942
Total (Comprehensive Costs)	\$0	\$5,209,647	\$942,921	\$34,179	\$809,601	\$557,409	\$155,310
Average cost of index crime							\$20,076

Index Crimes



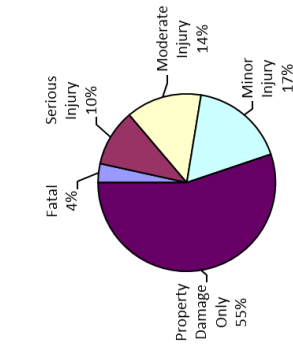
Index Crime Costs



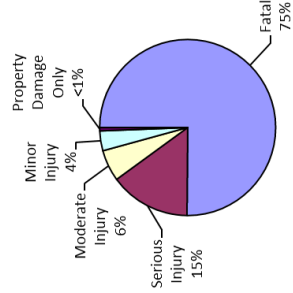
Iosco County Alcohol-Involved Crashes

Crash Casualty Severity	Crash Casualties	Crash Costs
Fatal	1	\$8,875,391
Serious Injury	3	\$1,754,272
Moderate Injury	4	\$681,961
Minor Injury	5	\$430,372
Property Damage Only	16	\$73,254
Total	29	\$11,815,251
Average cost of crash casualty		\$407,422

Crash Casualties



Crash Costs

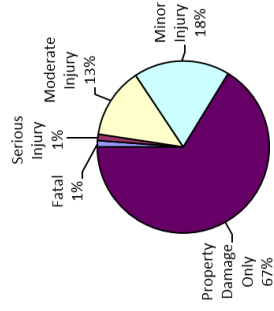


Costs of Alcohol-Involved Crashes in Iosco County (2015 dollars)						
	Fatal	Serious Injury	Moderate Injury	Minor Injury	Property Damage Only	Total
Medical Care	\$11,931	\$164,190	\$55,282	\$52,825	\$4,907	\$289,134
Future Earnings (Lost Wages)	\$1,203,734	\$254,169	\$102,338	\$79,474	\$5,465	\$1,645,179
Public Services	\$900	\$1,167	\$694	\$549	\$464	\$3,775
Adjudication & Sanctioning	\$106,256	\$38,687	\$14,025	\$10,871	\$768	\$170,606
Property Damage & Loss	\$23,153	\$33,869	\$29,790	\$31,333	\$43,845	\$161,990
Subtotal (Monetary Cost)	\$1,345,974	\$492,081	\$202,128	\$175,051	\$55,449	\$2,270,683
Quality of Life	\$7,529,418	\$1,262,191	\$479,832	\$255,321	\$17,805	\$9,544,567
Total (Comprehensive Cost)	\$8,875,391	\$1,754,272	\$681,961	\$430,372	\$73,254	\$11,815,251

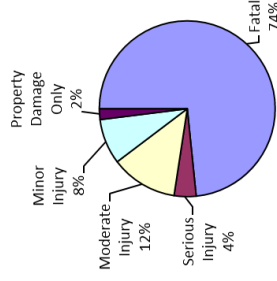
Iosco County Teen Driver Crashes

Crash Casualty Severity	Crash Casualties	Crash Costs
Fatal	1	\$8,875,391
Serious Injury	1	\$487,390
Moderate Injury	11	\$1,484,376
Minor Injury	15	\$1,008,005
Property Damage Only	55	\$239,109
Total	83	\$12,094,271
Average cost of crash casualty		\$145,714

Crash Casualties



Crash Costs



Costs of Teen Driver Crashes in Iosco County (2015 dollars)

	Fatal	Serious Injury	Moderate Injury	Minor Injury	Property Damage Only	Total
Medical Care	\$11,931	\$26,332	\$69,251	\$86,092	\$14,313	\$207,918
Future Earnings (Lost Wages)	\$1,203,734	\$40,208	\$127,862	\$129,793	\$16,382	\$1,517,979
Public Services	\$900	\$174	\$842	\$670	\$1,205	\$3,991
Adjudication & Sanctioning	\$106,256	\$8,538	\$18,488	\$16,838	\$973	\$151,094
Property Damage & Loss	\$23,153	\$6,390	\$42,975	\$57,476	\$148,487	\$278,480
Subtotal (Monetary Cost)	\$1,345,974	\$81,643	\$259,418	\$291,069	\$181,359	\$2,159,462
Quality of Life	\$7,529,418	\$405,747	\$1,224,958	\$716,936	\$57,750	\$9,934,809
Total (Comprehensive Cost)	\$8,875,391	\$487,390	\$1,484,376	\$1,008,005	\$239,109	\$12,094,271

Iosco County Motorcycle Crashes

Injury Severity	Motorcyclist Crash Victims	Motorcyclist Victim Costs
Fatal	1	\$8,815,923
Serious Injury	3	\$1,532,660
Moderate Injury	2	\$237,619
Minor Injury	1	\$111,974
Property Damage Only	0	\$0
Total	7	\$10,698,176
Average cost of crash casualty		\$1,528,311

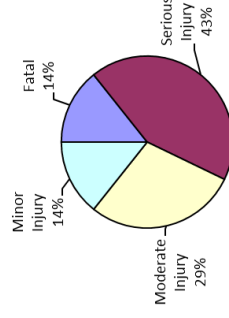
Injury Severity	Non-motorcyclist Crash Victims	Non-motorcyclist Victim Costs
Fatal	0	\$0
Serious Injury	0	\$0
Moderate Injury	0	\$0
Minor Injury	0	\$0
Property Damage Only	0	\$0
Total	0	\$0
Average cost of crash casualty		\$0

Motorcyclist Victim Costs in Motorcycle Crashes in Iosco County (2015 dollars)						
	Fatal	Serious Injury	Moderate Injury	Minor Injury	Property Damage Only	Total
Medical Care	\$11,931	\$125,334	\$18,073	\$8,606	\$0	\$163,944
Future Earnings (Lost Wages)	\$1,209,483	\$183,683	\$30,479	\$14,175	\$0	\$1,437,820
Public Services	\$788	\$1,061	\$345	\$164	\$0	\$2,358
Adjudication & Sanctioning	\$106,257	\$28,506	\$5,341	\$2,496	\$0	\$142,600
Property Damage & Loss	\$12,951	\$29,568	\$15,679	\$7,567	\$0	\$65,765
Subtotal (Monetary Cost)	\$1,341,410	\$368,150	\$69,918	\$33,008	\$0	\$1,812,487
Quality of Life	\$7,474,513	\$1,164,509	\$167,701	\$78,966	\$0	\$8,885,689
Total (Comprehensive Cost)	\$8,815,923	\$1,532,660	\$237,619	\$111,974	\$0	\$10,698,176

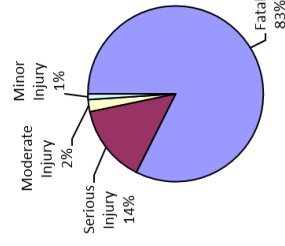
Non-motorcyclist Victim Costs in Motorcycle Crashes in Iosco County (2015 dollars)						
	Fatal	Serious Injury	Moderate Injury	Minor Injury	Property Damage Only	Total
Medical Care	\$0	\$0	\$0	\$0	\$0	\$0
Future Earnings (Lost Wages)	\$0	\$0	\$0	\$0	\$0	\$0
Public Services	\$0	\$0	\$0	\$0	\$0	\$0
Adjudication & Sanctioning	\$0	\$0	\$0	\$0	\$0	\$0
Property Damage & Loss	\$0	\$0	\$0	\$0	\$0	\$0
Subtotal (Monetary Cost)	\$0	\$0	\$0	\$0	\$0	\$0
Quality of Life	\$0	\$0	\$0	\$0	\$0	\$0
Total (Comprehensive Cost)	\$0	\$0	\$0	\$0	\$0	\$0

Costs of Motorcycle Crashes in Iosco County (2015 dollars)						
	Fatal	Serious Injury	Moderate Injury	Minor Injury	Property Damage Only	Total
Medical Care	\$11,931	\$125,334	\$18,073	\$8,606	\$0	\$163,944
Future Earnings (Lost Wages)	\$1,209,483	\$183,683	\$30,479	\$14,175	\$0	\$1,437,820
Public Services	\$788	\$1,061	\$345	\$164	\$0	\$2,358
Adjudication & Sanctioning	\$106,257	\$28,506	\$5,341	\$2,496	\$0	\$142,600
Property Damage & Loss	\$12,951	\$29,568	\$15,679	\$7,567	\$0	\$65,765
Subtotal (Monetary Cost)	\$1,341,410	\$368,150	\$69,918	\$33,008	\$0	\$1,812,487
Quality of Life	\$7,474,513	\$1,164,509	\$167,701	\$78,966	\$0	\$8,885,689
Total (Comprehensive Cost)	\$8,815,923	\$1,532,660	\$237,619	\$111,974	\$0	\$10,698,176

Motorcycle Crash Casualties



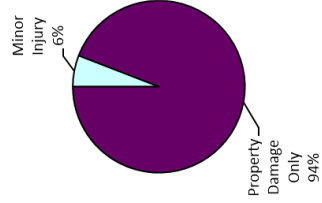
Motorcycle Crash Costs



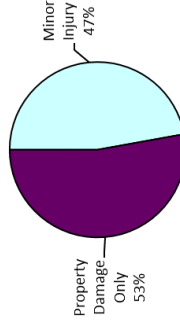
Iosco County Medium/Large Truck Crashes

Crash Casualty Severity	Crash Casualties	Crash Costs
Fatal	0	\$0
Serious Injury	0	\$0
Moderate Injury	0	\$0
Minor Injury	1	\$129,504
Property Damage Only	16	\$145,120
Total	17	\$274,624
Average cost of crash casualty		\$16,154

Crash Casualties



Crash Costs



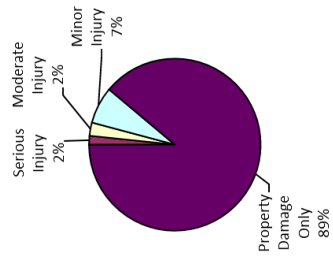
Costs of Medium/Large Truck Crashes in Iosco County (2015 dollars)						
	Fatal	Serious Injury	Moderate Injury	Minor Injury	Property Damage Only	Total
Medical Care	\$0	\$0	\$0	\$8,165	\$5,984	\$14,149
Future Earnings (Lost Wages)	\$0	\$0	\$0	\$21,788	\$43,680	\$65,468
Public Services	\$0	\$0	\$0	\$193	\$752	\$945
Adjudication & Sanctioning	\$0	\$0	\$0	\$2,999	\$4,976	\$7,975
Property Damage & Loss	\$0	\$0	\$0	\$6,709	\$54,384	\$61,093
Subtotal (Monetary Cost)	\$0	\$0	\$0	\$39,854	\$109,776	\$149,630
Quality of Life	\$0	\$0	\$0	\$89,650	\$35,344	\$124,994
Total (Comprehensive Cost)	\$0	\$0	\$0	\$129,504	\$145,120	\$274,624

Iron County Traffic Crashes and Crime

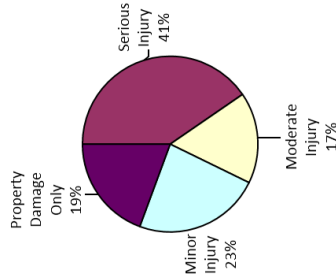
Traffic Crash Casualty Severity	Traffic Crash Casualties	Traffic Crash Costs
Fatal	0	\$0
Serious Injury	10	\$4,873,898
Moderate Injury	15	\$2,024,149
Minor Injury	42	\$2,822,413
Property Damage Only	537	\$2,334,576
Total	604	\$12,055,036
Average cost of traffic crash casualty		\$19,959

Costs of Traffic Crashes in Iron County (2015 dollars)						
	Fatal	Serious Injury	Moderate Injury	Minor Injury	Property Damage Only	Total
Medical Care	\$0	\$263,323	\$94,433	\$241,057	\$138,745	\$738,558
Future Earnings (Lost Wages)	\$0	\$402,078	\$174,357	\$363,421	\$159,944	\$1,099,800
Public Services	\$0	\$1,741	\$1,149	\$2,435	\$11,764	\$17,089
Adjudication & Sanctioning	\$0	\$65,384	\$25,211	\$47,147	\$9,498	\$167,240
Property Damage & Loss	\$0	\$63,899	\$58,602	\$160,932	\$1,445,773	\$1,733,206
Subtotal (Monetary Cost)	\$0	\$816,425	\$353,751	\$814,993	\$1,770,723	\$3,755,892
Quality of Life	\$0	\$4,057,473	\$1,670,397	\$2,007,420	\$563,853	\$8,299,144
Total (Comprehensive Cost)	\$0	\$4,873,898	\$2,024,149	\$2,822,413	\$2,334,576	\$12,055,036

Traffic Crash Casualties



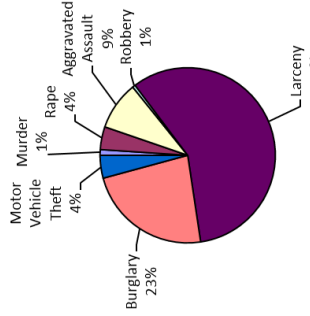
Traffic Crash Costs



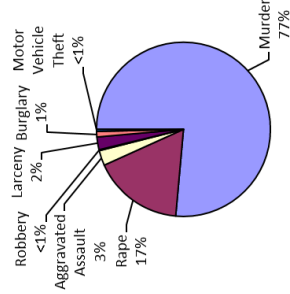
Index Crime Category	Number of Index Crimes	Index Crime Costs
Murder	2	\$14,577,616
Rape	8	\$3,205,936
Aggravated Assault	17	\$534,322
Robbery	1	\$34,179
Larceny	110	\$449,778
Burglary	44	\$196,208
Motor Vehicle Theft	8	\$73,087
Total	190	\$19,071,127
Average cost of index crime		\$100,374

Costs of Index Crimes in Iron County (2015 dollars)								
	Murder	Rape	Aggravated Assault	Robbery	Larceny	Burglary	Motor Vehicle Theft	Total
Medical Care	\$55,475	\$71,860	\$26,312	\$1,554	\$0	\$0	\$0	\$155,181
Future Earnings (Lost Wages)	\$1,837,138	\$44,837	\$18,597	\$1,591	\$2,887	\$1,454	\$793	\$1,907,288
Public Services	\$5,692	\$6,306	\$5,683	\$404	\$48,507	\$19,744	\$2,150	\$88,486
Adjudication & Sanctioning	\$785,740	\$197,001	\$201,283	\$5,643	\$224,026	\$34,155	\$14,193	\$1,465,041
Property Damage and Loss	\$349	\$1,253	\$1,187	\$1,141	\$102,736	\$112,571	\$51,272	\$270,509
Subtotal (Monetary Cost)	\$2,687,395	\$321,257	\$253,062	\$10,303	\$78,196	\$167,924	\$68,408	\$3,866,506
Quality of Life	\$11,890,221	\$2,894,679	\$281,260	\$23,876	\$71,622	\$28,284	\$4,679	\$15,184,621
Total (Comprehensive Costs)	\$14,577,616	\$3,205,936	\$534,322	\$34,179	\$449,778	\$196,208	\$73,087	\$19,071,127

Index Crimes



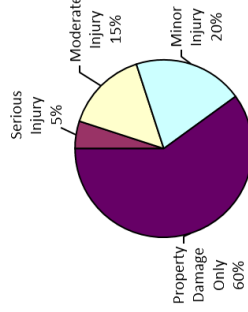
Index Crime Costs



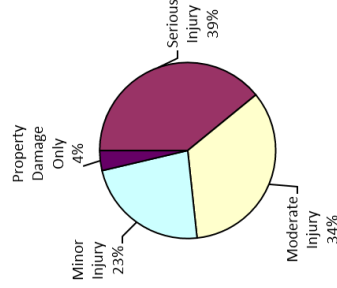
Iron County Alcohol-Involved Crashes

Crash Casualty Severity	Crash Casualties	Crash Costs
Fatal	0	\$0
Serious Injury	1	\$584,757
Moderate Injury	3	\$511,470
Minor Injury	4	\$344,298
Property Damage Only	12	\$54,941
Total	20	\$1,495,466
Average cost of crash casualty		\$74,773

Crash Casualties



Crash Costs

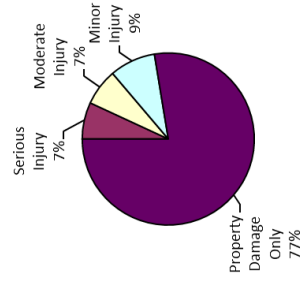


Costs of Alcohol-Involved Crashes in Iron County (2015 dollars)						
	Fatal	Serious Injury	Moderate Injury	Minor Injury	Property Damage Only	Total
Medical Care	\$0	\$54,730	\$41,461	\$42,260	\$3,680	\$142,131
Future Earnings (Lost Wages)	\$0	\$84,723	\$76,753	\$63,579	\$4,099	\$229,154
Public Services	\$0	\$389	\$521	\$439	\$348	\$1,697
Adjudication & Sanctioning	\$0	\$12,896	\$10,519	\$8,697	\$576	\$32,686
Property Damage & Loss	\$0	\$11,290	\$22,343	\$25,066	\$32,884	\$91,582
Subtotal (Monetary Cost)	\$0	\$164,027	\$151,596	\$140,041	\$41,587	\$497,251
Quality of Life	\$0	\$420,730	\$359,874	\$204,257	\$13,354	\$998,215
Total (Comprehensive Cost)	\$0	\$584,757	\$511,470	\$344,298	\$54,941	\$1,495,466

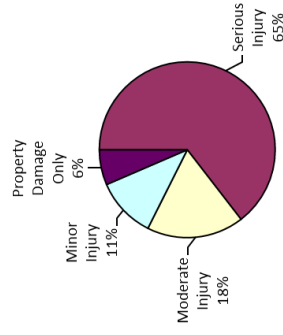
Iron County Teen Driver Crashes

Crash Casualty Severity	Crash Casualties	Crash Costs
Fatal	0	\$0
Serious Injury	4	\$1,949,559
Moderate Injury	4	\$539,773
Minor Injury	5	\$336,002
Property Damage Only	45	\$195,635
Total	58	\$3,020,969
Average cost of crash casualty		\$52,086

Crash Casualties



Crash Costs



Costs of Teen Driver Crashes in Iron County (2015 dollars)						
	Fatal	Serious Injury	Moderate Injury	Minor Injury	Property Damage Only	Total
Medical Care	\$0	\$105,329	\$25,182	\$28,697	\$11,710	\$170,919
Future Earnings (Lost Wages)	\$0	\$160,831	\$46,495	\$43,264	\$13,403	\$263,994
Public Services	\$0	\$697	\$306	\$290	\$986	\$2,279
Adjudication & Sanctioning	\$0	\$34,154	\$6,723	\$5,613	\$796	\$47,285
Property Damage & Loss	\$0	\$25,560	\$15,627	\$19,159	\$121,489	\$181,835
Subtotal (Monetary Cost)	\$0	\$326,570	\$94,334	\$97,023	\$148,385	\$666,311
Quality of Life	\$0	\$1,622,989	\$445,439	\$238,979	\$47,250	\$2,354,657
Total (Comprehensive Cost)	\$0	\$1,949,559	\$539,773	\$336,002	\$195,635	\$3,020,969

Iron County Motorcycle Crashes

Injury Severity	Motorcyclist Crash Victims	Motorcyclist Victim Costs
Fatal	0	\$0
Serious Injury	2	\$1,021,773
Moderate Injury	0	\$0
Minor Injury	0	\$0
Property Damage Only	2	\$7,972
Total	4	\$1,029,745
Average cost of crash casualty \$257,436		

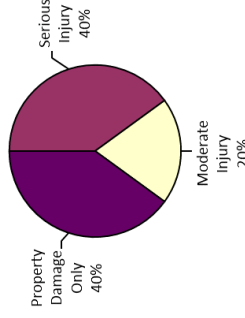
Injury Severity	Non-motorcyclist Crash Victims	Non-motorcyclist Victim Costs
Fatal	0	\$0
Serious Injury	0	\$0
Moderate injury	1	\$134,943
Minor Injury	0	\$0
Property Damage Only	0	\$0
Total	1	\$134,943
Average cost of crash casualty \$134,943		

Motorcyclist Victim Costs in Motorcycle Crashes in Iron County (2015 dollars)						
	Fatal	Serious Injury	Moderate Injury	Minor Injury	Property Damage Only	Total
Medical Care	\$0	\$83,566	\$0	\$0	\$277	\$83,832
Future Earnings (Lost Wages)	\$0	\$122,465	\$0	\$0	\$438	\$122,894
Public Services	\$0	\$707	\$0	\$0	\$120	\$828
Adjudication & Sanctioning	\$0	\$19,004	\$0	\$0	\$371	\$19,375
Property Damage & Loss	\$0	\$19,712	\$0	\$0	\$4,674	\$24,386
Subtotal (Monetary Cost)	\$0	\$245,434	\$0	\$0	\$5,880	\$251,314
Quality of Life	\$0	\$776,339	\$0	\$0	\$2,092	\$778,431
Total (Comprehensive Cost)	\$0	\$1,021,773	\$0	\$0	\$7,972	\$1,029,745

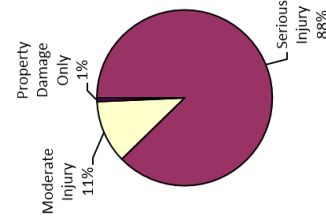
Non-motorcyclist Victim Costs in Motorcycle Crashes in Iron County (2015 dollars)						
	Fatal	Serious Injury	Moderate Injury	Minor Injury	Property Damage Only	Total
Medical Care	\$0	\$0	\$6,296	\$0	\$0	\$6,296
Future Earnings (Lost Wages)	\$0	\$0	\$11,624	\$0	\$0	\$11,624
Public Services	\$0	\$0	\$77	\$0	\$0	\$77
Adjudication & Sanctioning	\$0	\$0	\$1,681	\$0	\$0	\$1,681
Property Damage & Loss	\$0	\$0	\$3,907	\$0	\$0	\$3,907
Subtotal (Monetary Cost)	\$0	\$0	\$23,583	\$0	\$0	\$23,583
Quality of Life	\$0	\$0	\$111,360	\$0	\$0	\$111,360
Total (Comprehensive Cost)	\$0	\$0	\$134,943	\$0	\$0	\$134,943

Costs of Motorcycle Crashes in Iron County (2015 dollars)						
	Fatal	Serious Injury	Moderate Injury	Minor Injury	Property Damage Only	Total
Medical Care	\$0	\$83,566	\$6,296	\$0	\$277	\$90,128
Future Earnings (Lost Wages)	\$0	\$122,465	\$11,624	\$0	\$438	\$134,517
Public Services	\$0	\$707	\$77	\$0	\$120	\$904
Adjudication & Sanctioning	\$0	\$19,004	\$1,681	\$0	\$371	\$21,056
Property Damage & Loss	\$0	\$19,712	\$3,907	\$0	\$4,674	\$28,292
Subtotal (Monetary Cost)	\$0	\$245,434	\$23,583	\$0	\$5,880	\$274,897
Quality of Life	\$0	\$776,339	\$111,360	\$0	\$2,092	\$889,791
Total (Comprehensive Cost)	\$0	\$1,021,773	\$134,943	\$0	\$7,972	\$1,164,688

Motorcycle Crash Casualties



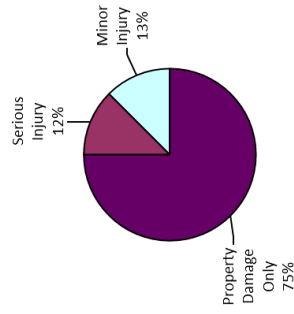
Motorcycle Crash Costs



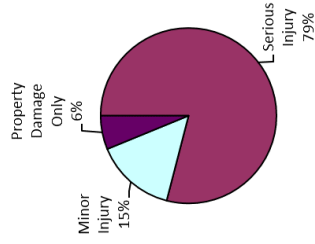
Iron County Medium/Large Truck Crashes

Crash Casualty Severity	Crash Casualties	Crash Costs
Fatal	0	\$0
Serious Injury	1	\$692,627
Moderate Injury	0	\$0
Minor Injury	1	\$129,504
Property Damage Only	6	\$54,420
Total	8	\$876,551
Average cost of crash casualty		\$109,569

Crash Casualties



Crash Costs



	Costs of Medium/Large Truck Crashes in Iron County (2015 dollars)					Total
	Fatal	Serious Injury	Moderate Injury	Minor Injury	Property Damage Only	
Medical Care	\$0	\$41,747	\$0	\$8,165	\$2,244	\$52,156
Future Earnings (Lost Wages)	\$0	\$119,234	\$0	\$21,788	\$16,380	\$157,402
Public Services	\$0	\$322	\$0	\$193	\$282	\$797
Adjudication & Sanctioning	\$0	\$16,116	\$0	\$2,999	\$1,866	\$20,981
Property Damage & Loss	\$0	\$12,555	\$0	\$6,709	\$20,394	\$39,658
Subtotal (Monetary Cost)	\$0	\$189,974	\$0	\$39,854	\$41,166	\$270,994
Quality of Life	\$0	\$502,653	\$0	\$89,650	\$13,254	\$605,557
Total (Comprehensive Cost)	\$0	\$692,627	\$0	\$129,504	\$54,420	\$876,551

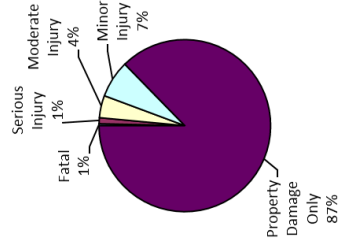
Isabella County Traffic Crashes and Crime

Index Crime Category	Number of Index Crimes	Index Crime Costs
Murder	1	\$7,288,808
Rape	40	\$16,029,682
Aggravated Assault	70	\$2,200,150
Robbery	12	\$410,151
Larceny	512	\$2,093,513
Burglary	156	\$695,646
Motor Vehicle Theft	34	\$310,620
Total	825	\$29,028,570
Average cost of index crime		\$35,186

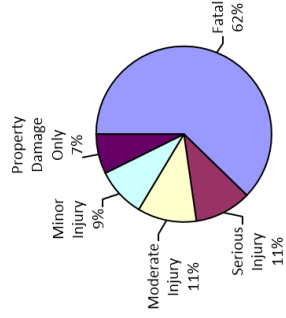
Traffic Crash Casualty Severity	Traffic Crash Casualties	Traffic Crash Costs
Fatal	16	\$142,006,262
Serious Injury	49	\$23,882,102
Moderate Injury	184	\$24,829,557
Minor Injury	308	\$20,697,695
Property Damage Only	3,840	\$16,694,177
Total	4,397	\$228,109,793
Average cost of traffic crash casualty		\$51,879

Costs of Traffic Crashes in Isabella County (2015 dollars)						
	Fatal	Serious Injury	Moderate Injury	Minor Injury	Property Damage Only	Total
Medical Care	\$190,892	\$1,290,282	\$1,188,375	\$1,767,754	\$995,293	\$5,406,597
Future Earnings (Lost Wages)	\$19,259,745	\$1,970,182	\$2,138,782	\$2,665,089	\$1,143,731	\$27,177,530
Public Services	\$14,401	\$8,533	\$14,090	\$17,855	\$84,121	\$138,999
Adjudication & Sanctioning	\$1,700,101	\$418,382	\$309,249	\$345,746	\$67,918	\$2,841,397
Property Damage & Loss	\$370,442	\$313,104	\$718,855	\$1,180,188	\$10,367,089	\$12,949,659
Subtotal (Monetary Cost)	\$21,535,581	\$4,000,463	\$4,339,351	\$5,976,613	\$12,667,153	\$48,514,162
Quality of Life	\$120,470,681	\$19,881,619	\$20,490,205	\$14,721,082	\$4,032,024	\$179,595,611
Total (Comprehensive Cost)	\$142,006,262	\$23,882,102	\$24,829,557	\$20,697,695	\$16,694,177	\$228,109,793

Traffic Crash Casualties

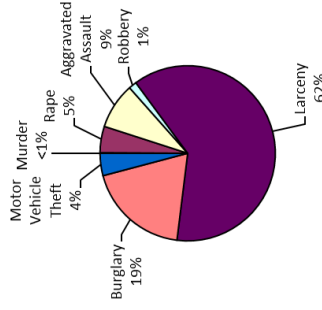


Traffic Crash Costs

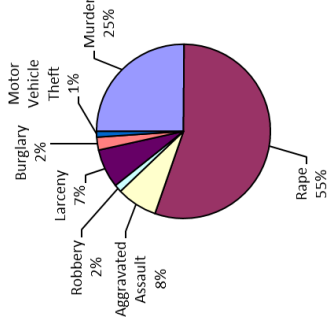


Costs of Index Crimes in Isabella County (2015 dollars)								
	Murder	Rape	Aggravated Assault	Robbery	Larceny	Burglary	Motor Vehicle Theft	Total
Medical Care	\$27,738	\$359,299	\$106,342	\$18,412	\$0	\$0	\$0	\$513,790
Future Earnings (Lost Wages)	\$918,569	\$224,185	\$76,577	\$18,975	\$13,439	\$5,156	\$3,372	\$1,260,273
Public Services	\$2,846	\$31,531	\$23,399	\$4,849	\$225,779	\$70,001	\$9,137	\$367,542
Adjudication & Sanctioning	\$394,370	\$985,006	\$828,812	\$67,718	\$1,042,738	\$121,094	\$60,321	\$5,500,060
Property Damage and Loss	\$175	\$6,266	\$4,889	\$13,686	\$478,189	\$399,114	\$217,907	\$1,120,227
Subtotal (Monetary Cost)	\$1,343,697	\$1,606,287	\$1,042,019	\$123,641	\$1,760,146	\$895,366	\$290,736	\$6,761,892
Quality of Life	\$5,945,111	\$14,423,395	\$1,158,131	\$296,510	\$333,368	\$100,280	\$19,884	\$22,266,677
Total (Comprehensive Costs)	\$7,288,808	\$16,029,682	\$2,200,150	\$410,151	\$2,093,513	\$695,646	\$310,620	\$29,028,570

Index Crimes



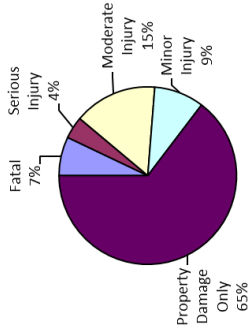
Index Crime Costs



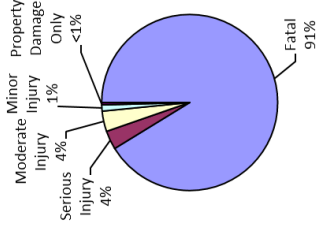
Isabella County Alcohol-Involved Crashes

Crash Casualty Severity	Crash Casualties	Crash Costs
Fatal	7	\$62,127,740
Serious Injury	4	\$2,339,030
Moderate Injury	15	\$2,557,352
Minor Injury	9	\$774,670
Property Damage Only	64	\$293,017
Total	99	\$68,091,808
Average cost of crash casualty		\$687,796

Crash Casualties



Crash Costs

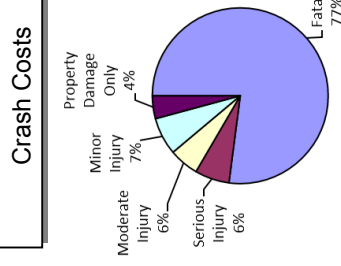
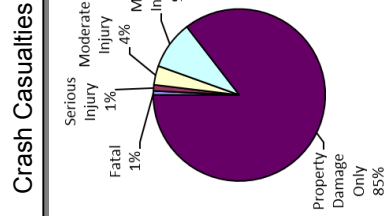


Costs of Alcohol-Involved Crashes in Isabella County (2015 dollars)

	Fatal	Serious Injury	Moderate Injury	Minor Injury	Property Damage Only	Total
Medical Care	\$83,515	\$218,920	\$207,306	\$95,085	\$19,627	\$624,453
Future Earnings (Lost Wages)	\$8,426,138	\$338,892	\$383,766	\$143,052	\$21,860	\$9,313,708
Public Services	\$6,300	\$1,556	\$2,603	\$989	\$1,856	\$13,304
Adjudication & Sanctioning	\$743,794	\$51,582	\$52,593	\$19,567	\$3,071	\$870,607
Property Damage & Loss	\$162,068	\$45,159	\$111,713	\$56,399	\$175,381	\$550,720
Subtotal (Monetary Cost)	\$9,421,817	\$656,108	\$757,981	\$315,093	\$221,795	\$11,372,793
Quality of Life	\$52,705,923	\$1,682,921	\$1,799,371	\$459,578	\$71,222	\$56,719,015
Total (Comprehensive Cost)	\$62,127,740	\$2,339,030	\$2,557,352	\$774,670	\$293,017	\$68,091,808

Isabella County Teen Driver Crashes

Crash Casualty Severity	Crash Casualties	Crash Costs
Fatal	6	\$53,252,348
Serious Injury	9	\$4,386,509
Moderate Injury	28	\$3,778,411
Minor Injury	71	\$4,771,222
Property Damage Only	669	\$2,908,439
Total	783	\$69,096,928
Average cost of crash casualty		\$88,246



Costs of Teen Driver Crashes in Isabella County (2015 dollars)

	Fatal	Serious Injury	Moderate Injury	Minor Injury	Property Damage Only	Total
Medical Care	\$71,584	\$236,991	\$176,274	\$407,502	\$174,096	\$1,066,447
Future Earnings (Lost Wages)	\$7,222,404	\$361,870	\$325,467	\$614,355	\$199,259	\$8,723,356
Public Services	\$5,400	\$1,567	\$2,144	\$4,116	\$14,655	\$27,883
Adjudication & Sanctioning	\$637,538	\$76,846	\$47,060	\$79,701	\$11,833	\$852,977
Property Damage & Loss	\$138,916	\$57,509	\$109,391	\$272,052	\$1,806,141	\$2,384,009
Subtotal (Monetary Cost)	\$8,075,843	\$734,783	\$660,336	\$1,377,726	\$2,205,984	\$13,054,672
Quality of Life	\$45,176,506	\$3,651,726	\$3,118,075	\$3,393,496	\$702,454	\$56,042,256
Total (Comprehensive Cost)	\$53,252,348	\$4,386,509	\$3,778,411	\$4,771,222	\$2,908,439	\$69,096,928

Isabella County Motorcycle Crashes

Injury Severity	Motorcyclist Crash Victims	Motorcyclist Victim Costs
Fatal	0	\$0
Serious Injury	5	\$2,554,433
Moderate Injury	9	\$1,069,285
Minor Injury	7	\$783,821
Property Damage Only	4	\$15,944
Total	25	\$4,423,483
Average cost of crash casualty		\$176,939

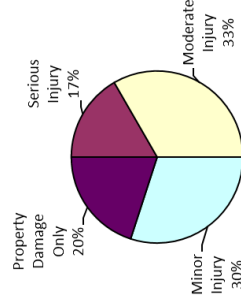
Injury Severity	Non-motorcyclist Crash Victims	Non-motorcyclist Victim Costs
Fatal	0	\$0
Serious Injury	0	\$0
Moderate Injury	1	\$134,943
Minor Injury	2	\$134,401
Property Damage Only	2	\$5,669
Total	5	\$275,013
Average cost of crash casualty		\$55,003

Motorcyclist Victim Costs in Motorcycle Crashes in Isabella County (2015 dollars)						
	Fatal	Serious Injury	Moderate Injury	Minor Injury	Property Damage Only	Total
Medical Care	\$0	\$208,889	\$81,331	\$60,243	\$553	\$351,016
Future Earnings (Lost Wages)	\$0	\$306,138	\$137,157	\$99,225	\$877	\$543,396
Public Services	\$0	\$1,768	\$1,553	\$1,149	\$241	\$4,711
Adjudication & Sanctioning	\$0	\$47,510	\$24,037	\$17,473	\$742	\$89,761
Property Damage & Loss	\$0	\$49,279	\$70,554	\$52,970	\$9,348	\$182,151
Subtotal (Monetary Cost)	\$0	\$613,584	\$314,631	\$231,059	\$11,761	\$1,171,036
Quality of Life	\$0	\$1,940,849	\$754,654	\$552,762	\$4,183	\$3,252,447
Total (Comprehensive Cost)	\$0	\$2,554,433	\$1,069,285	\$783,821	\$15,944	\$4,423,483

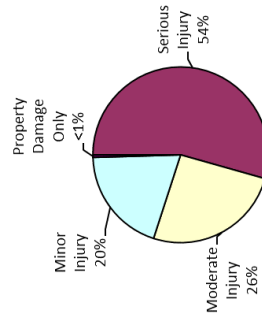
Non-motorcyclist Victim Costs in Motorcycle Crashes in Isabella County (2015 dollars)						
	Fatal	Serious Injury	Moderate Injury	Minor Injury	Property Damage Only	Total
Medical Care	\$0	\$0	\$6,296	\$11,479	\$0	\$17,774
Future Earnings (Lost Wages)	\$0	\$0	\$11,624	\$17,306	\$177	\$29,107
Public Services	\$0	\$0	\$77	\$116	\$42	\$234
Adjudication & Sanctioning	\$0	\$0	\$1,681	\$2,245	\$0	\$3,926
Property Damage & Loss	\$0	\$0	\$3,907	\$7,663	\$5,450	\$17,020
Subtotal (Monetary Cost)	\$0	\$0	\$23,583	\$38,809	\$5,669	\$68,061
Quality of Life	\$0	\$0	\$111,360	\$95,591	\$0	\$206,951
Total (Comprehensive Cost)	\$0	\$0	\$134,943	\$134,401	\$5,669	\$275,013

Costs of Motorcycle Crashes in Isabella County (2015 dollars)						
	Fatal	Serious Injury	Moderate Injury	Minor Injury	Property Damage Only	Total
Medical Care	\$0	\$208,889	\$87,626	\$71,722	\$553	\$368,791
Future Earnings (Lost Wages)	\$0	\$306,138	\$148,781	\$116,530	\$1,054	\$572,503
Public Services	\$0	\$1,768	\$1,630	\$1,265	\$283	\$4,946
Adjudication & Sanctioning	\$0	\$47,510	\$25,717	\$19,718	\$742	\$93,687
Property Damage & Loss	\$0	\$49,279	\$74,461	\$60,633	\$14,798	\$198,171
Subtotal (Monetary Cost)	\$0	\$613,584	\$338,215	\$289,869	\$17,430	\$1,239,097
Quality of Life	\$0	\$1,940,849	\$866,014	\$648,353	\$4,183	\$3,459,399
Total (Comprehensive Cost)	\$0	\$2,554,433	\$1,204,228	\$918,222	\$21,613	\$4,698,496

Motorcycle Crash Casualties



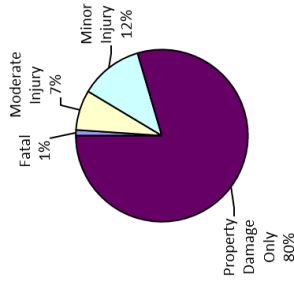
Motorcycle Crash Costs



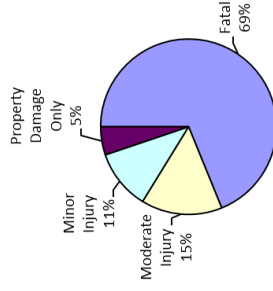
Isabella County Medium/Large Truck Crashes

Crash Casualty Severity	Crash Casualties	Crash Costs
Fatal	1	\$8,883,936
Serious Injury	0	\$0
Moderate Injury	7	\$1,925,217
Minor Injury	11	\$1,424,544
Property Damage Only	74	\$671,180
Total	93	\$12,904,877
Average cost of crash casualty		\$138,762

Crash Casualties



Crash Costs



Costs of Medium/Large Truck Crashes in Isabella County (2015 dollars)						
	Fatal	Serious Injury	Moderate Injury	Minor Injury	Property Damage Only	Total
Medical Care	\$11,931	\$0	\$124,635	\$89,815	\$27,676	\$254,057
Future Earnings (Lost Wages)	\$1,203,734	\$0	\$357,308	\$239,668	\$202,020	\$2,002,730
Public Services	\$900	\$0	\$1,232	\$2,123	\$3,478	\$7,733
Adjudication & Sanctioning	\$106,256	\$0	\$48,244	\$32,989	\$23,014	\$210,503
Property Damage & Loss	\$31,697	\$0	\$65,240	\$73,799	\$251,526	\$422,262
Subtotal (Monetary Cost)	\$1,354,518	\$0	\$596,659	\$438,394	\$507,714	\$2,897,285
Quality of Life	\$7,529,418	\$0	\$1,328,558	\$986,150	\$163,466	\$10,007,592
Total (Comprehensive Cost)	\$8,883,936	\$0	\$1,925,217	\$1,424,544	\$671,180	\$12,904,877

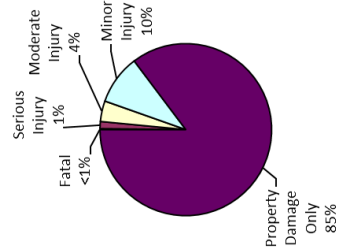
Jackson County Traffic Crashes and Crime

Index Crime Category	Number of Index Crimes	Index Crime Costs
Murder	6	\$43,732,848
Rape	134	\$53,699,434
Aggravated Assault	381	\$11,975,101
Robbery	105	\$3,588,817
Larceny	1,930	\$7,891,564
Burglary	588	\$2,622,051
Motor Vehicle Theft	128	\$1,169,392
Total	3,272	\$124,679,208
Average cost of index crime		\$38,105

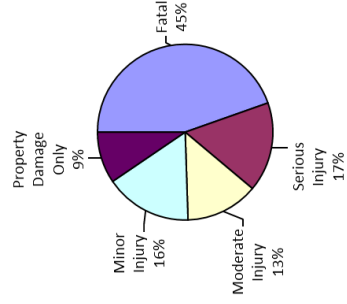
Traffic Crash Casualty Severity	Traffic Crash Casualties	Traffic Crash Costs
Fatal	15	\$133,130,871
Serious Injury	101	\$49,226,374
Moderate Injury	296	\$39,943,200
Minor Injury	712	\$47,846,619
Property Damage Only	6,511	\$28,306,194
Total	7,635	\$298,453,258
Average cost of traffic crash casualty		\$39,090

Costs of Traffic Crashes in Jackson County (2015, dollars)						
	Fatal	Serious Injury	Moderate Injury	Minor Injury	Property Damage Only	Total
Medical Care	\$178,961	\$2,659,561	\$1,863,473	\$4,086,497	\$1,694,374	\$10,482,867
Future Earnings (Lost Wages)	\$18,056,011	\$4,060,987	\$3,440,650	\$6,160,856	\$1,939,280	\$33,657,783
Public Services	\$13,501	\$17,588	\$22,666	\$41,276	\$142,634	\$237,664
Adjudication & Sanctioning	\$1,593,845	\$862,379	\$497,488	\$799,256	\$115,161	\$3,668,129
Property Damage & Loss	\$347,289	\$845,378	\$1,156,419	\$2,728,181	\$17,578,156	\$22,455,424
Subtotal (Monetary Cost)	\$20,189,607	\$8,245,894	\$6,980,696	\$13,816,068	\$21,469,804	\$70,701,867
Quality of Life	\$112,941,264	\$40,980,480	\$32,962,504	\$34,030,553	\$6,836,590	\$227,751,391
Total (Comprehensive Cost)	\$133,130,871	\$49,226,374	\$39,943,200	\$47,846,619	\$28,306,194	\$298,453,258

Traffic Crash Casualties

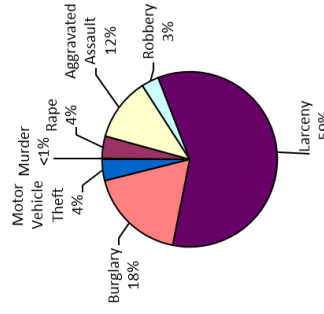


Traffic Crash Costs

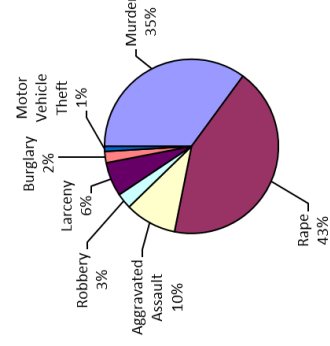


Costs of Index Crimes in Jackson County (2015 dollars)								
	Murder	Rape	Aggravated Assault	Robbery	Larceny	Burglary	Motor Vehicle Theft	Total
Medical Care	\$168,426	\$1,203,650	\$589,689	\$161,106	\$0	\$0	\$0	\$2,120,872
Future Earnings (Lost Wages)	\$5,511,414	\$751,019	\$416,796	\$166,031	\$50,660	\$19,436	\$12,693	\$6,928,049
Public Services	\$17,075	\$105,630	\$127,357	\$42,432	\$851,080	\$263,851	\$34,398	\$1,441,823
Adjudication & Sanctioning	\$2,369,221	\$3,299,772	\$4,511,106	\$592,534	\$3,930,634	\$456,433	\$227,089	\$15,383,769
Property Damage and Loss	\$1,048	\$20,992	\$26,612	\$19,754	\$1,802,650	\$1,504,352	\$820,356	\$4,295,663
Subtotal (Monetary Cost)	\$8,062,184	\$5,381,068	\$5,671,961	\$1,081,868	\$6,694,924	\$2,244,071	\$1,094,938	\$30,170,196
Quality of Life	\$35,670,664	\$48,318,372	\$6,303,541	\$2,506,959	\$1,256,641	\$377,980	\$74,856	\$94,509,012
Total (Comprehensive Costs)	\$43,732,848	\$53,699,434	\$11,975,101	\$3,588,817	\$7,891,564	\$2,622,051	\$1,169,392	\$124,679,208

Index Crimes



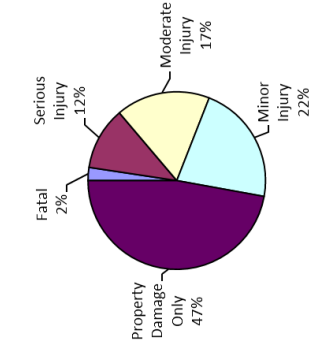
Index Crime Costs



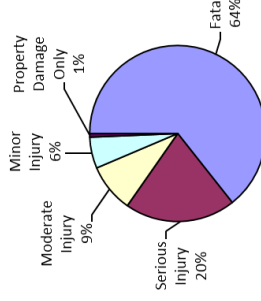
Jackson County Alcohol-Involved Crashes

Crash Casualty Severity	Crash Casualties	Crash Costs
Fatal	5	\$44,376,957
Serious Injury	24	\$14,034,178
Moderate Injury	36	\$6,137,645
Minor Injury	46	\$3,959,426
Property Damage Only	99	\$453,260
Total	210	\$68,961,466
Average cost of crash casualty		\$328,388

Crash Casualties



Crash Costs

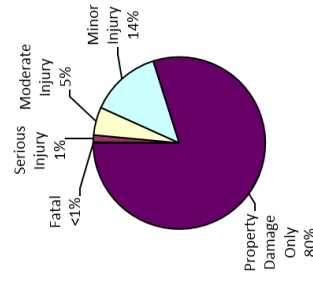


Costs of Alcohol-Involved Crashes in Jackson County (2015 dollars)						
	Fatal	Serious Injury	Moderate Injury	Minor Injury	Property Damage Only	Total
Medical Care	\$59,654	\$1,313,517	\$497,535	\$485,990	\$30,361	\$2,387,057
Future Earnings (Lost Wages)	\$6,018,670	\$2,033,350	\$921,038	\$731,157	\$33,814	\$9,738,029
Public Services	\$4,500	\$9,338	\$6,247	\$5,054	\$2,871	\$28,010
Adjudication & Sanctioning	\$531,282	\$309,494	\$126,222	\$100,010	\$4,750	\$1,071,759
Property Damage & Loss	\$115,763	\$270,951	\$268,111	\$288,262	\$271,293	\$1,214,380
Subtotal (Monetary Cost)	\$6,729,869	\$3,936,650	\$1,819,153	\$1,610,473	\$343,089	\$14,439,235
Quality of Life	\$37,647,088	\$10,097,528	\$4,318,491	\$2,348,953	\$110,171	\$54,522,231
Total (Comprehensive Cost)	\$44,376,957	\$14,034,178	\$6,137,645	\$3,959,426	\$453,260	\$68,961,466

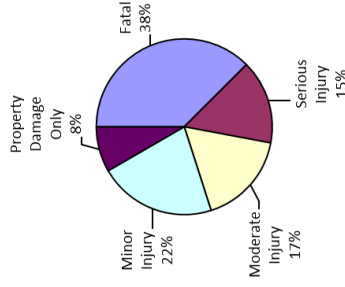
Jackson County Teen Driver Crashes

Crash Casualty Severity	Crash Casualties	Crash Costs
Fatal	2	\$17,750,783
Serious Injury	15	\$7,310,848
Moderate Injury	60	\$8,096,595
Minor Injury	152	\$10,214,447
Property Damage Only	910	\$3,956,172
Total	1,139	\$47,328,844
Average cost of crash casualty		\$41,553

Crash Casualties



Crash Costs



Costs of Teen Driver Crashes in Jackson County (2015 dollars)

	Fatal	Serious Injury	Moderate Injury	Minor Injury	Property Damage Only	Total
Medical Care	\$23,861	\$394,984	\$377,731	\$872,398	\$236,812	\$1,905,787
Future Earnings (Lost Wages)	\$2,407,468	\$603,117	\$697,429	\$1,315,239	\$271,040	\$5,294,293
Public Services	\$1,800	\$2,612	\$4,594	\$8,812	\$19,935	\$37,753
Adjudication & Sanctioning	\$212,513	\$128,076	\$100,842	\$170,628	\$16,095	\$628,154
Property Damage & Loss	\$46,305	\$95,848	\$234,409	\$582,421	\$2,456,784	\$3,415,768
Subtotal (Monetary Cost)	\$2,691,948	\$1,224,638	\$1,415,006	\$2,949,497	\$3,000,666	\$11,281,755
Quality of Life	\$15,058,835	\$6,086,210	\$6,681,589	\$7,264,950	\$955,506	\$36,047,089
Total (Comprehensive Cost)	\$17,750,783	\$7,310,848	\$8,096,595	\$10,214,447	\$3,956,172	\$47,328,844

Jackson County Motorcycle Crashes

Injury Severity	Motorcyclist Crash Victims	Motorcyclist Victim Costs
Fatal	3	\$26,447,770
Serious Injury	12	\$6,130,638
Moderate Injury	20	\$2,376,189
Minor Injury	22	\$2,463,438
Property Damage Only	32	\$127,553
Total	89	\$37,545,588
Average cost of crash casualty		\$421,861

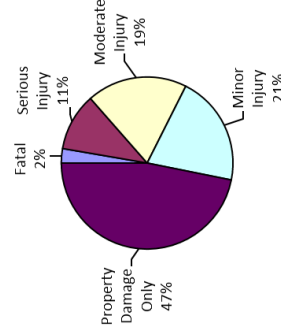
Injury Severity	Non-motorcyclist Crash Victims	Non-motorcyclist Victim Costs
Fatal	0	\$0
Serious Injury	0	\$0
Moderate Injury	1	\$134,943
Minor Injury	1	\$67,200
Property Damage Only	20	\$56,688
Total	22	\$258,832
Average cost of crash casualty		\$11,765

Motorcyclist Victim Costs in Motorcycle Crashes in Jackson County (2015 dollars)						
	Fatal	Serious Injury	Moderate Injury	Minor Injury	Property Damage Only	Total
Medical Care	\$35,792	\$501,334	\$180,735	\$189,335	\$4,427	\$911,623
Future Earnings (Lost Wages)	\$3,628,449	\$734,731	\$304,793	\$311,849	\$7,014	\$4,986,836
Public Services	\$2,365	\$4,243	\$3,452	\$3,612	\$1,926	\$15,597
Adjudication & Sanctioning	\$318,770	\$114,023	\$53,415	\$54,914	\$5,939	\$547,061
Property Damage & Loss	\$38,853	\$118,270	\$166,787	\$166,477	\$74,781	\$655,168
Subtotal (Monetary Cost)	\$4,024,230	\$1,472,601	\$699,181	\$726,187	\$94,087	\$7,016,286
Quality of Life	\$22,423,540	\$4,658,037	\$1,677,008	\$1,737,251	\$33,466	\$30,529,302
Total (Comprehensive Cost)	\$26,447,770	\$6,130,638	\$2,376,189	\$2,463,438	\$127,553	\$37,545,588

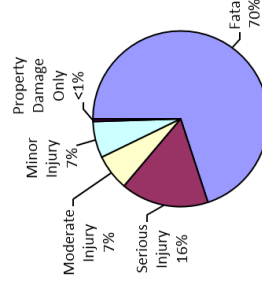
Non-motorcyclist Victim Costs in Motorcycle Crashes in Jackson County (2015 dollars)						
	Fatal	Serious Injury	Moderate Injury	Minor Injury	Property Damage Only	Total
Medical Care	\$0	\$0	\$6,296	\$5,739	\$0	\$12,035
Future Earnings (Lost Wages)	\$0	\$0	\$11,624	\$8,653	\$1,769	\$22,046
Public Services	\$0	\$0	\$77	\$58	\$419	\$554
Adjudication & Sanctioning	\$0	\$0	\$1,681	\$1,123	\$0	\$2,803
Property Damage & Loss	\$0	\$0	\$3,907	\$3,832	\$54,500	\$62,239
Subtotal (Monetary Cost)	\$0	\$0	\$23,583	\$19,405	\$56,688	\$98,676
Quality of Life	\$0	\$0	\$111,360	\$47,796	\$0	\$159,156
Total (Comprehensive Cost)	\$0	\$0	\$134,943	\$67,200	\$56,688	\$258,832

Costs of Motorcycle Crashes in Jackson County (2015 dollars)						
	Fatal	Serious Injury	Moderate Injury	Minor Injury	Property Damage Only	Total
Medical Care	\$35,792	\$501,334	\$187,030	\$195,074	\$4,427	\$923,656
Future Earnings (Lost Wages)	\$3,628,449	\$734,731	\$316,417	\$320,502	\$8,783	\$5,008,882
Public Services	\$2,365	\$4,243	\$3,528	\$3,670	\$2,345	\$16,151
Adjudication & Sanctioning	\$318,770	\$114,023	\$55,095	\$56,036	\$5,939	\$549,864
Property Damage & Loss	\$38,853	\$118,270	\$160,693	\$170,309	\$129,281	\$617,407
Subtotal (Monetary Cost)	\$4,024,230	\$1,472,601	\$722,764	\$745,591	\$150,776	\$7,115,963
Quality of Life	\$22,423,540	\$4,658,037	\$1,788,368	\$1,785,047	\$33,466	\$30,685,456
Total (Comprehensive Cost)	\$26,447,770	\$6,130,638	\$2,511,133	\$2,530,638	\$184,241	\$37,804,420

Motorcycle Crash Casualties



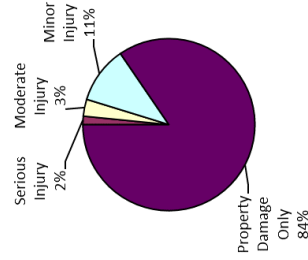
Motorcycle Crash Costs



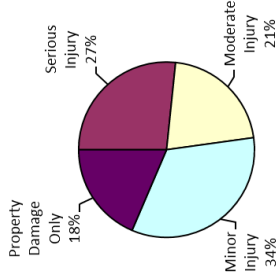
Jackson County Medium/Large Truck Crashes

Crash Casualty Severity	Crash Casualties	Crash Costs
Fatal	0	\$0
Serious Injury	4	\$2,770,508
Moderate Injury	8	\$2,200,248
Minor Injury	27	\$3,496,608
Property Damage Only	213	\$1,931,910
Total	252	\$10,399,274
Average cost of crash casualty		\$41,267

Crash Casualties



Crash Costs



	Costs of Medium/Large Truck Crashes in Jackson County (2015 dollars)					Total
	Fatal	Serious Injury	Moderate Injury	Minor Injury	Property Damage Only	
Medical Care	\$0	\$166,988	\$142,440	\$220,455	\$79,662	\$609,545
Future Earnings (Lost Wages)	\$0	\$476,936	\$408,352	\$588,276	\$581,490	\$2,055,054
Public Services	\$0	\$1,288	\$1,408	\$5,211	\$10,011	\$17,918
Adjudication & Sanctioning	\$0	\$64,464	\$55,136	\$80,973	\$66,243	\$266,816
Property Damage & Loss	\$0	\$50,220	\$74,560	\$181,143	\$723,987	\$1,029,910
Subtotal (Monetary Cost)	\$0	\$759,896	\$681,896	\$1,076,058	\$1,461,393	\$3,979,243
Quality of Life	\$0	\$2,010,612	\$1,518,352	\$2,420,550	\$470,517	\$6,420,031
Total (Comprehensive Cost)	\$0	\$2,770,508	\$2,200,248	\$3,496,608	\$1,931,910	\$10,399,274

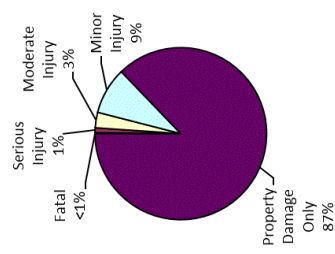
Kalamazoo County Traffic Crashes and Crime

Index Crime Category	Number of Index Crimes	Index Crime Costs
Murder	9	\$65,599,272
Rape	204	\$81,751,378
Aggravated Assault	723	\$22,724,405
Robbery	253	\$8,647,340
Larceny	3,563	\$14,568,727
Burglary	1,456	\$6,492,698
Motor Vehicle Theft	341	\$3,115,333
Total	6,549	\$202,899,152
Average cost of index crime		\$30,982

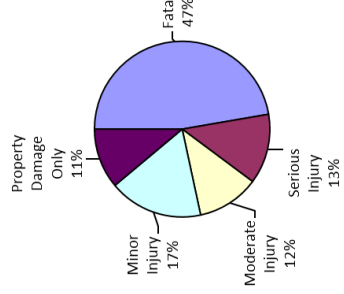
Traffic Crash Casualty Severity	Traffic Crash Casualties	Traffic Crash Costs
Fatal	27	\$239,635,568
Serious Injury	134	\$65,310,238
Moderate Injury	430	\$58,025,594
Minor Injury	1,305	\$87,696,402
Property Damage Only	12,906	\$56,108,085
Total	14,802	\$506,775,888
Average cost of traffic crash casualty		\$34,237

Costs of Traffic Crashes in Kalamazoo County (2015 dollars)						
	Fatal	Serious Injury	Moderate Injury	Minor Injury	Property Damage Only	Total
Medical Care	\$322,130	\$3,528,527	\$2,707,072	\$7,489,989	\$3,368,561	\$17,406,289
Future Earnings (Lost Wages)	\$32,500,820	\$5,387,845	\$4,998,241	\$11,292,018	\$3,844,009	\$58,022,932
Public Services	\$24,301	\$23,335	\$32,927	\$75,653	\$282,726	\$438,941
Adjudication & Sanctioning	\$2,868,921	\$1,144,147	\$722,702	\$1,464,929	\$228,270	\$6,428,968
Property Damage & Loss	\$625,121	\$866,244	\$1,679,833	\$5,000,388	\$4,843,139	\$43,004,826
Subtotal (Monetary Cost)	\$36,341,293	\$10,940,097	\$10,140,875	\$25,322,987	\$42,866,705	\$125,301,957
Quality of Life	\$203,294,275	\$54,370,141	\$47,884,719	\$62,373,416	\$13,551,380	\$381,473,931
Total (Comprehensive Cost)	\$239,635,568	\$65,310,238	\$58,025,594	\$87,696,402	\$56,108,085	\$506,775,888

Traffic Crash Casualties

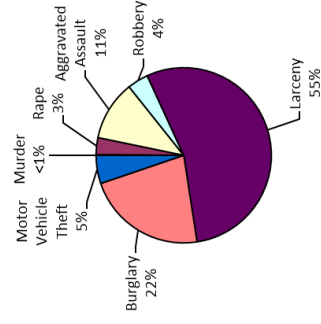


Traffic Crash Costs

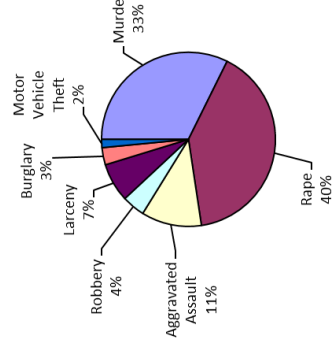


Costs of Index Crimes in Kalamazoo County (2015 dollars)								
	Murder	Rape	Aggravated Assault	Robbery	Larceny	Burglary	Motor Vehicle Theft	Total
Medical Care	\$248,640	\$1,832,422	\$1,119,017	\$388,169	\$0	\$0	\$0	\$3,589,268
Future Earnings (Lost Wages)	\$8,267,121	\$1,143,342	\$790,927	\$400,957	\$93,525	\$48,127	\$33,814	\$10,776,913
Public Services	\$25,612	\$160,809	\$24,1678	\$102,242	\$1,571,190	\$653,345	\$91,639	\$2,846,515
Adjudication & Sanctioning	\$3,549,331	\$5,023,533	\$8,560,446	\$1,427,725	\$7,256,398	\$1,130,215	\$604,980	\$27,552,628
Property Damage and Loss	\$1,572	\$31,958	\$50,500	\$288,550	\$3,327,713	\$3,725,062	\$2,185,478	\$9,610,832
Subtotal (Monetary Cost)	\$12,093,276	\$8,192,066	\$10,762,968	\$2,606,763	\$12,248,625	\$5,596,748	\$2,915,911	\$54,376,197
Quality of Life	\$53,505,997	\$73,559,312	\$11,961,837	\$6,040,577	\$2,319,902	\$935,949	\$199,422	\$148,522,995
Total (Comprehensive Costs)	\$65,599,272	\$81,751,378	\$22,724,405	\$8,647,340	\$14,568,727	\$6,492,698	\$3,115,333	\$202,899,152

Index Crimes



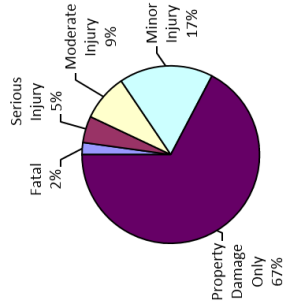
Index Crime Costs



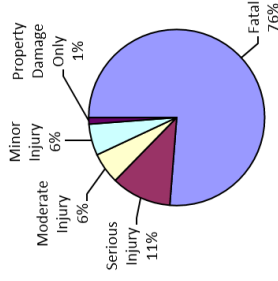
Kalamazoo County Alcohol-Involved Crashes

Crash Casualty Severity	Crash Casualties	Crash Costs
Fatal	10	\$88,753,914
Serious Injury	22	\$12,864,663
Moderate Injury	39	\$6,649,115
Minor Injury	78	\$6,713,810
Property Damage Only	307	\$1,405,564
Total	456	\$116,387,066
Average cost of crash casualty		\$255,235

Crash Casualties



Crash Costs

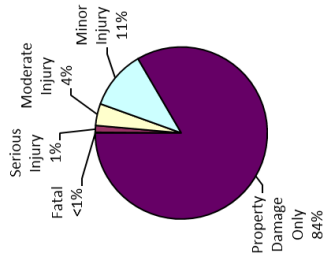


Costs of Alcohol-Involved Crashes in Kalamazoo County (2015 dollars)						
	Fatal	Serious Injury	Moderate Injury	Minor Injury	Property Damage Only	Total
Medical Care	\$119,307	\$1,204,058	\$538,996	\$824,070	\$94,150	\$2,780,581
Future Earnings (Lost Wages)	\$12,037,341	\$1,863,904	\$997,791	\$1,239,788	\$104,858	\$16,243,682
Public Services	\$9,000	\$8,560	\$6,768	\$8,570	\$8,901	\$41,799
Adjudication & Sanctioning	\$1,062,563	\$283,703	\$136,741	\$169,583	\$14,730	\$1,667,320
Property Damage & Loss	\$231,526	\$248,372	\$290,453	\$488,792	\$841,282	\$2,100,425
Subtotal (Monetary Cost)	\$13,459,738	\$3,608,596	\$1,970,749	\$2,730,803	\$1,063,922	\$22,833,808
Quality of Life	\$75,294,176	\$9,256,067	\$4,678,366	\$3,983,007	\$341,642	\$93,553,258
Total (Comprehensive Cost)	\$88,753,914	\$12,864,663	\$6,649,115	\$6,713,810	\$1,405,564	\$116,387,066

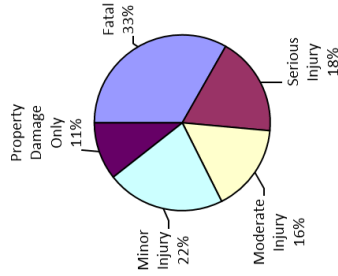
Kalamazoo County Teen Driver Crashes

Crash Casualty Severity	Crash Casualties	Crash Costs
Fatal	3	\$26,626,174
Serious Injury	30	\$14,621,695
Moderate Injury	96	\$12,954,551
Minor Injury	260	\$17,472,080
Property Damage Only	1,955	\$8,499,249
Total	2,344	\$80,173,750
Average cost of crash casualty		\$34,204

Crash Casualties



Crash Costs



Costs of Teen Driver Crashes in Kalamazoo County (2015 dollars)

	Fatal	Serious Injury	Moderate Injury	Minor Injury	Property Damage Only	Total
Medical Care	\$35,792	\$789,969	\$604,370	\$1,492,260	\$508,755	\$3,431,145
Future Earnings (Lost Wages)	\$3,611,202	\$1,206,234	\$1,115,886	\$2,249,751	\$582,290	\$8,765,363
Public Services	\$2,700	\$5,224	\$7,351	\$15,073	\$42,827	\$73,175
Adjudication & Sanctioning	\$318,769	\$256,152	\$161,347	\$291,863	\$34,578	\$1,062,710
Property Damage & Loss	\$69,458	\$191,696	\$375,055	\$996,246	\$5,278,036	\$6,910,492
Subtotal (Monetary Cost)	\$4,037,921	\$2,449,275	\$2,264,009	\$5,045,193	\$6,446,487	\$20,242,886
Quality of Life	\$22,588,253	\$12,172,420	\$10,690,542	\$12,426,887	\$2,062,762	\$59,930,864
Total (Comprehensive Cost)	\$26,626,174	\$14,621,695	\$12,954,551	\$17,472,080	\$8,499,249	\$80,173,750

Kalamazoo County Motorcycle Crashes

Injury Severity	Motorcyclist Crash Victims	Motorcyclist Victim Costs
Fatal	5	\$44,079,616
Serious Injury	15	\$7,663,298
Moderate Injury	30	\$3,564,284
Minor Injury	31	\$3,471,208
Property Damage Only	27	\$107,623
Total	108	\$58,886,029
Average cost of crash casualty		\$545,241

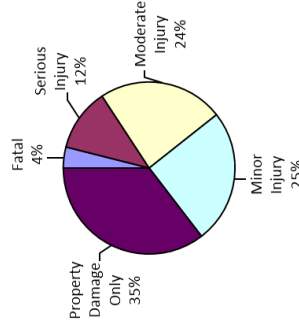
Injury Severity	Non-motorcyclist Crash Victims	Non-motorcyclist Victim Costs
Fatal	0	\$0
Serious Injury	0	\$0
Moderate Injury	0	\$0
Minor Injury	1	\$67,200
Property Damage Only	18	\$51,020
Total	19	\$118,220
Average cost of crash casualty		\$6,222

Motorcyclist Victim Costs in Motorcycle Crashes in Kalamazoo County (2015 dollars)						
	Fatal	Serious Injury	Moderate Injury	Minor Injury	Property Damage Only	Total
Medical Care	\$59,654	\$626,688	\$271,102	\$266,790	\$3,736	\$1,227,949
Future Earnings (Lost Wages)	\$6,047,415	\$918,414	\$457,190	\$439,424	\$5,918	\$7,868,360
Public Services	\$3,941	\$5,304	\$5,178	\$5,090	\$1,625	\$21,137
Adjudication & Sanctioning	\$531,284	\$142,529	\$80,122	\$77,378	\$5,011	\$836,324
Property Damage & Loss	\$64,756	\$147,838	\$235,180	\$234,581	\$63,096	\$745,451
Subtotal (Monetary Cost)	\$6,707,050	\$1,840,752	\$1,048,772	\$1,023,263	\$79,386	\$10,689,222
Quality of Life	\$37,372,567	\$5,822,546	\$2,515,513	\$2,447,945	\$26,237	\$48,186,807
Total (Comprehensive Cost)	\$44,079,616	\$7,663,298	\$3,564,284	\$3,471,208	\$107,623	\$58,886,029

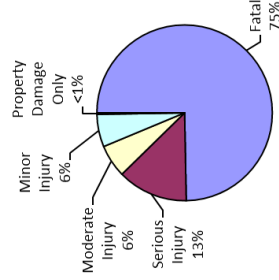
Non-motorcyclist Victim Costs in Motorcycle Crashes in Kalamazoo County (2015 dollars)						
	Fatal	Serious Injury	Moderate Injury	Minor Injury	Property Damage Only	Total
Medical Care	\$0	\$0	\$0	\$5,739	\$0	\$5,739
Future Earnings (Lost Wages)	\$0	\$0	\$0	\$8,653	\$1,592	\$10,245
Public Services	\$0	\$0	\$0	\$58	\$377	\$435
Adjudication & Sanctioning	\$0	\$0	\$0	\$1,123	\$0	\$1,123
Property Damage & Loss	\$0	\$0	\$0	\$3,832	\$49,050	\$52,882
Subtotal (Monetary Cost)	\$0	\$0	\$0	\$19,405	\$51,020	\$70,424
Quality of Life	\$0	\$0	\$0	\$47,796	\$0	\$47,796
Total (Comprehensive Cost)	\$0	\$0	\$0	\$67,200	\$51,020	\$118,220

Costs of Motorcycle Crashes in Kalamazoo County (2015 dollars)						
	Fatal	Serious Injury	Moderate Injury	Minor Injury	Property Damage Only	Total
Medical Care	\$59,654	\$626,688	\$271,102	\$272,530	\$3,736	\$1,233,689
Future Earnings (Lost Wages)	\$6,047,415	\$918,414	\$457,190	\$448,077	\$7,510	\$7,878,605
Public Services	\$3,941	\$5,304	\$5,178	\$5,148	\$2,002	\$21,572
Adjudication & Sanctioning	\$531,284	\$142,529	\$80,122	\$78,501	\$5,011	\$837,447
Property Damage & Loss	\$64,756	\$147,838	\$235,180	\$238,413	\$112,146	\$798,333
Subtotal (Monetary Cost)	\$6,707,050	\$1,840,752	\$1,048,772	\$1,042,668	\$130,406	\$10,769,648
Quality of Life	\$37,372,567	\$5,822,546	\$2,515,513	\$2,495,741	\$26,237	\$48,234,602
Total (Comprehensive Cost)	\$44,079,616	\$7,663,298	\$3,564,284	\$3,538,408	\$158,642	\$59,004,249

Motorcycle Crash Casualties



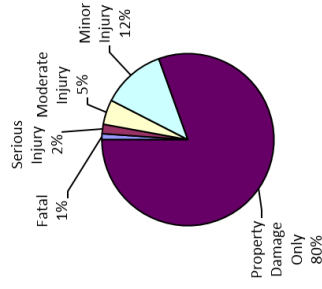
Motorcycle Crash Costs



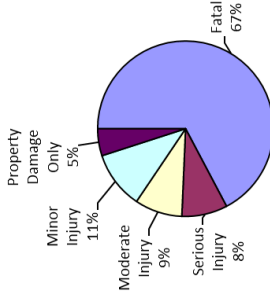
Kalamazoo County Medium/Large Truck Crashes

Crash Casualty Severity	Crash Casualties	Crash Costs
Fatal	5	\$44,419,679
Serious Injury	8	\$5,541,016
Moderate Injury	21	\$5,775,651
Minor Injury	54	\$6,993,216
Property Damage Only	363	\$3,292,410
Total	451	\$66,021,972
Average cost of crash casualty		\$146,390

Crash Casualties



Crash Costs

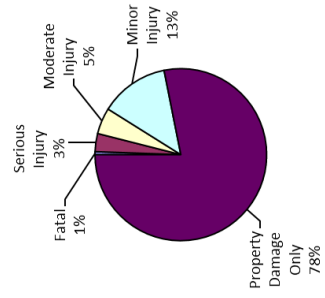


Costs of Medium/Large Truck Crashes in Kalamazoo County (2015 dollars)						
	Fatal	Serious Injury	Moderate Injury	Minor Injury	Property Damage Only	Total
Medical Care	\$59,654	\$333,976	\$373,905	\$440,910	\$135,762	\$1,344,207
Future Earnings (Lost Wages)	\$6,018,670	\$953,872	\$1,071,924	\$1,176,552	\$990,990	\$10,212,008
Public Services	\$4,500	\$2,576	\$3,696	\$10,422	\$17,061	\$38,255
Adjudication & Sanctioning	\$531,282	\$128,928	\$144,732	\$161,946	\$112,893	\$1,079,781
Property Damage & Loss	\$158,485	\$100,440	\$195,720	\$362,286	\$1,233,837	\$2,050,768
Subtotal (Monetary Cost)	\$6,772,591	\$1,519,792	\$1,789,977	\$2,152,116	\$2,490,543	\$14,725,019
Quality of Life	\$37,647,088	\$4,021,224	\$3,985,674	\$4,841,100	\$801,867	\$51,296,953
Total (Comprehensive Cost)	\$44,419,679	\$5,541,016	\$5,775,651	\$6,993,216	\$3,292,410	\$66,021,972

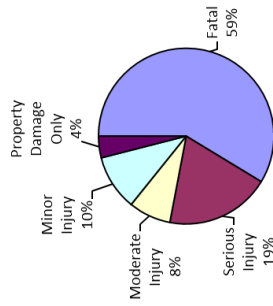
Kalkaska County Traffic Crashes and Crime

Traffic Crash Casualty Severity	Traffic Crash Casualties	Traffic Crash Costs
Fatal	4	\$35,501,566
Serious Injury	24	\$11,697,356
Moderate Injury	35	\$4,723,013
Minor Injury	92	\$6,182,428
Property Damage Only	554	\$2,408,483
Total	709	\$60,512,846
Average cost of traffic crash casualty		\$85,350

Traffic Crash Casualties



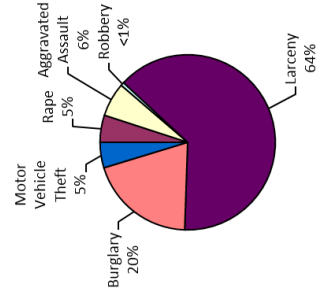
Traffic Crash Costs



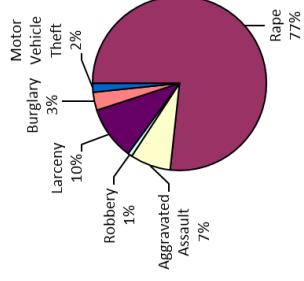
Costs of Traffic Crashes in Kalkaska County (2015 dollars)						
	Fatal	Serious Injury	Moderate Injury	Minor Injury	Property Damage Only	Total
Medical Care	\$47,723	\$631,975	\$220,343	\$828,031	\$144,169	\$1,572,240
Future Earnings (Lost Wages)	\$4,814,936	\$964,987	\$406,834	\$796,066	\$165,007	\$7,147,830
Public Services	\$3,600	\$4,179	\$2,680	\$5,333	\$12,136	\$27,929
Adjudication & Sanctioning	\$425,025	\$204,922	\$58,825	\$103,275	\$9,799	\$607,845
Property Damage & Loss	\$82,611	\$153,357	\$136,739	\$352,518	\$1,495,689	\$2,230,893
Subtotal (Monetary Cost)	\$5,383,895	\$1,959,420	\$825,420	\$1,785,222	\$1,826,779	\$11,780,737
Quality of Life	\$30,117,670	\$9,737,936	\$3,897,593	\$4,397,206	\$81,703	\$48,732,109
Total (Comprehensive Cost)	\$35,501,566	\$11,697,356	\$4,723,013	\$6,182,428	\$2,408,483	\$60,512,846

Index Crime Category	Number of Index Crimes	Index Crime Costs
Murder	0	\$0
Rape	16	\$6,411,873
Aggravated Assault	20	\$628,614
Robbery	2	\$68,358
Larceny	203	\$830,045
Burglary	63	\$280,934
Motor Vehicle Theft	15	\$137,038
Total	319	\$8,356,863
Average cost of index crime		\$26,197

Index Crimes



Index Crime Costs

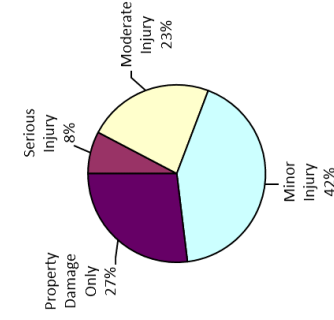


Costs of Index Crimes in Kalkaska County (2015 dollars)								
	Murder	Rape	Aggravated Assault	Robbery	Larceny	Burglary	Motor Vehicle Theft	Total
Medical Care	\$0	\$143,719	\$30,955	\$3,069	\$0	\$0	\$0	\$177,743
Future Earnings (Lost Wages)	\$0	\$69,674	\$21,879	\$3,163	\$5,329	\$2,082	\$1,487	\$123,614
Public Services	\$0	\$12,613	\$6,685	\$808	\$89,518	\$28,270	\$4,031	\$141,925
Adjudication & Sanctioning	\$0	\$394,003	\$236,803	\$11,266	\$413,429	\$48,904	\$26,612	\$1,131,037
Property Damage and Loss	\$0	\$2,507	\$1,397	\$2,281	\$189,595	\$161,181	\$96,136	\$463,095
Subtotal (Monetary Cost)	\$0	\$642,515	\$297,720	\$20,607	\$697,870	\$240,456	\$128,266	\$2,027,414
Quality of Life	\$0	\$5,769,358	\$330,895	\$47,752	\$132,175	\$40,498	\$8,772	\$6,329,449
Total (Comprehensive Costs)	\$0	\$6,411,873	\$628,614	\$68,358	\$830,045	\$280,934	\$137,038	\$8,356,863

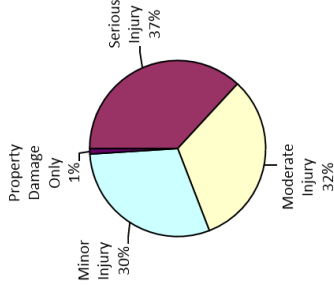
Kalkaska County Alcohol-Involved Crashes

Crash Casualty Severity	Crash Casualties	Crash Costs
Fatal	0	\$0
Serious Injury	2	\$1,169,515
Moderate Injury	6	\$1,022,941
Minor Injury	11	\$946,819
Property Damage Only	7	\$32,049
Total	26	\$3,171,324
Average cost of crash casualty		\$121,974

Crash Casualties



Crash Costs

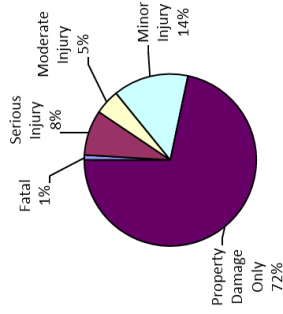


Costs of Alcohol-Involved Crashes in Kalkaska County (2015 dollars)						
	Fatal	Serious Injury	Moderate Injury	Minor Injury	Property Damage Only	Total
Medical Care	\$0	\$109,460	\$82,922	\$116,215	\$2,147	\$310,744
Future Earnings (Lost Wages)	\$0	\$169,446	\$153,506	\$174,842	\$2,391	\$500,185
Public Services	\$0	\$778	\$1,041	\$1,209	\$203	\$3,231
Adjudication & Sanctioning	\$0	\$25,791	\$21,037	\$23,916	\$336	\$71,080
Property Damage & Loss	\$0	\$22,579	\$44,685	\$68,932	\$19,182	\$155,379
Subtotal (Monetary Cost)	\$0	\$328,054	\$303,192	\$385,113	\$24,259	\$1,040,618
Quality of Life	\$0	\$841,461	\$719,749	\$561,706	\$7,790	\$2,130,705
Total (Comprehensive Cost)	\$0	\$1,169,515	\$1,022,941	\$946,819	\$32,049	\$3,171,324

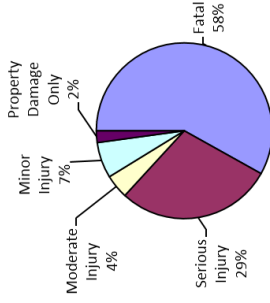
Kalkaska County Teen Driver Crashes

Crash Casualty Severity	Crash Casualties	Crash Costs
Fatal	1	\$8,875,391
Serious Injury	9	\$4,386,509
Moderate Injury	5	\$674,716
Minor Injury	15	\$1,008,005
Property Damage Only	76	\$330,406
Total	106	\$15,275,026
Average cost of crash casualty		\$144,104

Crash Casualties



Crash Costs



Costs of Teen Driver Crashes in Kalkaska County (2015 dollars)

	Fatal	Serious Injury	Moderate Injury	Minor Injury	Property Damage Only	Total
Medical Care	\$11,931	\$236,991	\$31,478	\$86,092	\$19,778	\$386,269
Future Earnings (Lost Wages)	\$1,203,734	\$361,870	\$58,119	\$129,793	\$22,636	\$1,776,153
Public Services	\$900	\$1,567	\$383	\$870	\$1,665	\$5,385
Adjudication & Sanctioning	\$106,256	\$76,846	\$8,404	\$16,838	\$1,344	\$209,688
Property Damage & Loss	\$23,153	\$57,509	\$19,534	\$57,476	\$205,182	\$362,853
Subtotal (Monetary Cost)	\$1,345,974	\$734,783	\$117,917	\$291,069	\$250,605	\$2,740,348
Quality of Life	\$7,529,418	\$3,651,726	\$556,799	\$716,936	\$79,800	\$12,534,679
Total (Comprehensive Cost)	\$8,875,391	\$4,386,509	\$674,716	\$1,008,005	\$330,406	\$15,275,026

Kalkaska County Motorcycle Crashes

Injury Severity	Motorcyclist Crash Victims	Motorcyclist Victim Costs
Fatal	0	\$0
Serious Injury	1	\$510,887
Moderate Injury	3	\$356,428
Minor Injury	3	\$335,923
Property Damage Only	5	\$19,930
Total	12	\$1,223,168
Average cost of crash casualty		\$101,931

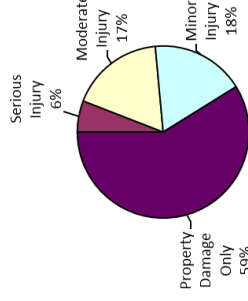
Injury Severity	Non-motorcyclist Crash Victims	Non-motorcyclist Victim Costs
Fatal	0	\$0
Serious Injury	0	\$0
Moderate Injury	0	\$0
Minor Injury	0	\$0
Property Damage Only	5	\$14,172
Total	5	\$14,172
Average cost of crash casualty		\$2,834

Motorcyclist Victim Costs in Motorcycle Crashes in Kalkaska County (2015 dollars)						
	Fatal	Serious Injury	Moderate Injury	Minor Injury	Property Damage Only	Total
Medical Care	\$0	\$41,778	\$27,110	\$25,818	\$692	\$95,398
Future Earnings (Lost Wages)	\$0	\$61,228	\$45,719	\$42,525	\$1,096	\$150,567
Public Services	\$0	\$354	\$518	\$493	\$301	\$1,665
Adjudication & Sanctioning	\$0	\$9,502	\$8,012	\$7,488	\$928	\$25,930
Property Damage & Loss	\$0	\$9,856	\$23,518	\$22,701	\$11,685	\$67,760
Subtotal (Monetary Cost)	\$0	\$122,717	\$104,877	\$99,025	\$14,701	\$341,321
Quality of Life	\$0	\$388,170	\$251,551	\$236,898	\$5,229	\$881,848
Total (Comprehensive Cost)	\$0	\$510,887	\$356,428	\$335,923	\$19,930	\$1,223,168

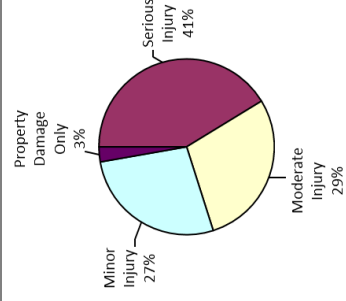
Non-motorcyclist Victim Costs in Motorcycle Crashes in Kalkaska County (2015 dollars)						
	Fatal	Serious Injury	Moderate Injury	Minor Injury	Property Damage Only	Total
Medical Care	\$0	\$0	\$0	\$0	\$0	\$0
Future Earnings (Lost Wages)	\$0	\$0	\$0	\$0	\$442	\$442
Public Services	\$0	\$0	\$0	\$0	\$105	\$105
Adjudication & Sanctioning	\$0	\$0	\$0	\$0	\$0	\$0
Property Damage & Loss	\$0	\$0	\$0	\$0	\$13,625	\$13,625
Subtotal (Monetary Cost)	\$0	\$0	\$0	\$0	\$14,172	\$14,172
Quality of Life	\$0	\$0	\$0	\$0	\$0	\$0
Total (Comprehensive Cost)	\$0	\$0	\$0	\$0	\$14,172	\$14,172

Costs of Motorcycle Crashes in Kalkaska County (2015 dollars)						
	Fatal	Serious Injury	Moderate Injury	Minor Injury	Property Damage Only	Total
Medical Care	\$0	\$41,778	\$27,110	\$25,818	\$692	\$95,398
Future Earnings (Lost Wages)	\$0	\$61,228	\$45,719	\$42,525	\$1,538	\$151,010
Public Services	\$0	\$354	\$518	\$493	\$406	\$1,770
Adjudication & Sanctioning	\$0	\$9,502	\$8,012	\$7,488	\$928	\$25,930
Property Damage & Loss	\$0	\$9,856	\$23,518	\$22,701	\$25,310	\$81,385
Subtotal (Monetary Cost)	\$0	\$122,717	\$104,877	\$99,025	\$28,873	\$355,493
Quality of Life	\$0	\$388,170	\$251,551	\$236,898	\$5,229	\$881,848
Total (Comprehensive Cost)	\$0	\$510,887	\$356,428	\$335,923	\$34,102	\$1,237,341

Motorcycle Crash Casualties



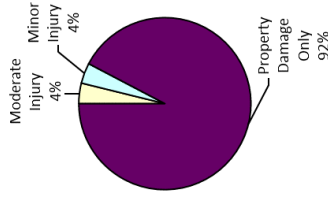
Motorcycle Crash Costs



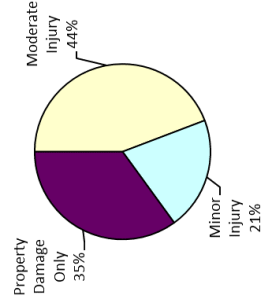
Kalkaska County Medium/Large Truck Crashes

Crash Casualty Severity	Crash Casualties	Crash Costs
Fatal	0	\$0
Serious Injury	0	\$0
Moderate Injury	1	\$275,031
Minor Injury	1	\$129,504
Property Damage Only	24	\$217,680
Total	26	\$622,215
Average cost of crash casualty		\$23,931

Crash Casualties



Crash Costs

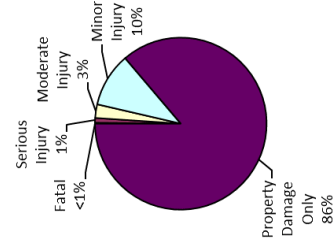


Costs of Medium/Large Truck Crashes in Kalkaska County (2015 dollars)						
	Fatal	Serious Injury	Moderate Injury	Minor Injury	Property Damage Only	Total
Medical Care	\$0	\$0	\$17,805	\$8,165	\$8,976	\$34,946
Future Earnings (Lost Wages)	\$0	\$0	\$51,044	\$21,788	\$65,520	\$138,352
Public Services	\$0	\$0	\$176	\$193	\$1,128	\$1,497
Adjudication & Sanctioning	\$0	\$0	\$6,892	\$2,999	\$7,464	\$17,355
Property Damage & Loss	\$0	\$0	\$9,320	\$6,709	\$81,576	\$97,605
Subtotal (Monetary Cost)	\$0	\$0	\$85,237	\$39,854	\$164,664	\$289,755
Quality of Life	\$0	\$0	\$189,794	\$89,650	\$63,016	\$332,460
Total (Comprehensive Cost)	\$0	\$0	\$275,031	\$129,504	\$217,680	\$622,215

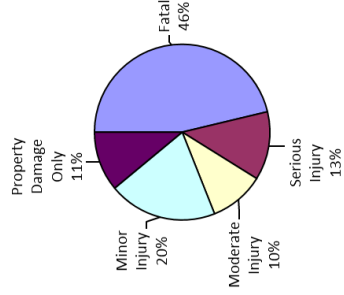
Kent County Traffic Crashes and Crime

Traffic Crash Casualty Severity	Traffic Crash Casualties	Traffic Crash Costs
Fatal	66	\$585,775,832
Serious Injury	327	\$159,376,477
Moderate Injury	950	\$128,196,080
Minor Injury	3,771	\$253,412,362
Property Damage Only	32,045	\$139,313,776
Total	37,159	\$1,266,074,528
Average cost of traffic crash casualty		\$34,072

Traffic Crash Casualties



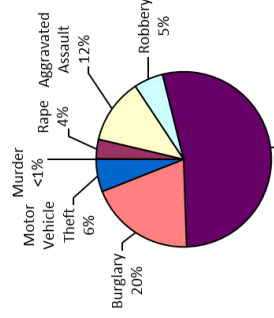
Traffic Crash Costs



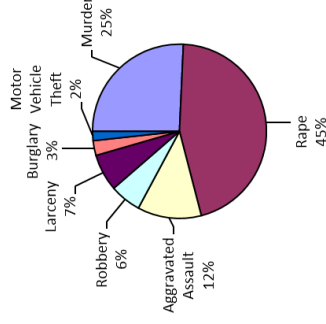
Costs of Traffic Crashes in Kent County (2015 dollars)						
	Fatal	Serious Injury	Moderate Injury	Minor Injury	Property Damage Only	Total
Medical Care	\$787,429	\$8,610,659	\$5,980,741	\$21,643,513	\$8,339,153	\$45,361,495
Future Earnings (Lost Wages)	\$79,446,448	\$13,147,949	\$11,042,626	\$32,630,037	\$9,544,496	\$145,811,557
Public Services	\$59,402	\$56,943	\$72,745	\$218,610	\$701,996	\$1,109,697
Adjudication & Sanctioning	\$7,012,918	\$2,792,059	\$1,596,667	\$4,233,140	\$666,763	\$16,201,588
Property Damage & Loss	\$1,528,074	\$2,089,492	\$3,711,480	\$4,449,399	\$86,513,900	\$108,292,344
Subtotal (Monetary Cost)	\$88,834,271	\$26,697,103	\$22,404,259	\$73,174,699	\$105,866,327	\$316,776,660
Quality of Life	\$496,941,561	\$132,679,374	\$105,791,821	\$180,237,663	\$33,647,449	\$949,297,868
Total (Comprehensive Cost)	\$585,775,832	\$159,376,477	\$128,196,080	\$253,412,362	\$139,313,776	\$1,266,074,528

Index Crime Category	Number of Index Crimes	Index Crime Costs
Murder	12	\$87,465,696
Rape	384	\$153,884,946
Aggravated Assault	1,286	\$40,419,896
Robbery	579	\$19,789,762
Larceny	5,718	\$23,380,293
Burglary	2,094	\$9,337,712
Motor Vehicle Theft	642	\$5,865,230
Total	10,715	\$340,143,535
Average cost of index crime		\$31,745

Index Crimes



Index Crime Costs

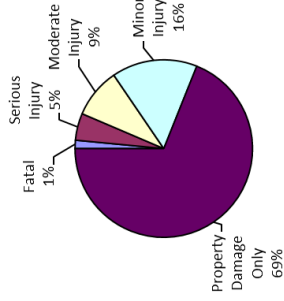


Costs of Index Crimes in Kent County (2015 dollars)								
	Murder	Rape	Aggravated Assault	Robbery	Larceny	Burglary	Motor Vehicle Theft	Total
Medical Care	\$332,853	\$3,449,266	\$1,990,395	\$988,366	\$0	\$0	\$0	\$6,860,900
Future Earnings (Lost Wages)	\$11,022,828	\$2,152,174	\$1,406,822	\$915,545	\$150,091	\$69,215	\$63,662	\$15,780,337
Public Services	\$34,150	\$302,700	\$429,873	\$233,965	\$2,521,489	\$939,632	\$172,528	\$4,634,356
Adjudication & Sanctioning	\$4,732,442	\$9,456,062	\$15,226,464	\$3,267,403	\$11,645,266	\$1,625,460	\$1,138,995	\$47,092,091
Property Damage and Loss	\$2,095	\$60,157	\$59,824	\$60,357	\$5,340,404	\$5,357,935	\$4,114,568	\$15,624,768
Subtotal (Monetary Cost)	\$16,124,368	\$15,420,359	\$19,145,378	\$5,965,676	\$19,667,291	\$7,991,642	\$5,489,780	\$88,792,482
Quality of Life	\$71,341,329	\$138,464,587	\$21,276,518	\$13,824,086	\$3,723,042	\$1,346,070	\$375,451	\$250,351,083
Total (Comprehensive Costs)	\$87,465,696	\$153,884,946	\$40,419,896	\$19,789,762	\$23,380,293	\$9,337,712	\$5,865,230	\$340,143,535

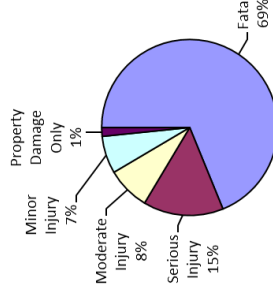
Kent County Alcohol-Involved Crashes

Crash Casualty Severity	Crash Casualties	Crash Costs
Fatal	20	\$177,507,828
Serious Injury	65	\$38,009,232
Moderate Injury	120	\$20,458,816
Minor Injury	206	\$17,731,344
Property Damage Only	912	\$4,175,485
Total	1,323	\$257,882,705
Average cost of crash casualty		\$194,923

Crash Casualties



Crash Costs

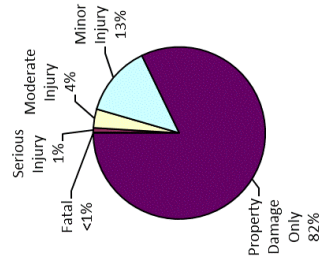


Costs of Alcohol-Involved Crashes in Kent County (2015 dollars)						
	Fatal	Serious Injury	Moderate Injury	Minor Injury	Property Damage Only	Total
Medical Care	\$238,615	\$3,557,443	\$1,658,448	\$2,176,390	\$279,689	\$7,910,586
Future Earnings (Lost Wages)	\$24,074,681	\$5,506,989	\$3,070,127	\$3,274,311	\$311,501	\$36,237,610
Public Services	\$18,001	\$25,290	\$20,824	\$22,634	\$26,444	\$113,192
Adjudication & Sanctioning	\$2,125,127	\$838,213	\$420,741	\$447,873	\$43,759	\$3,875,713
Property Damage & Loss	\$463,053	\$733,826	\$893,703	\$1,290,912	\$2,499,182	\$5,880,676
Subtotal (Monetary Cost)	\$26,919,476	\$10,661,761	\$6,063,844	\$7,212,120	\$3,160,575	\$54,017,776
Quality of Life	\$150,588,352	\$27,347,471	\$14,394,972	\$10,519,224	\$1,014,910	\$203,864,929
Total (Comprehensive Cost)	\$177,507,828	\$38,009,232	\$20,458,816	\$17,731,344	\$4,175,485	\$257,882,705

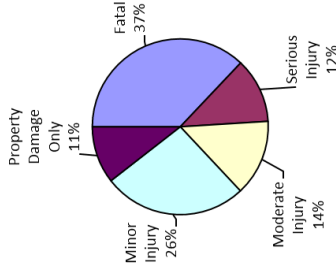
Kent County Teen Driver Crashes

Crash Casualty Severity	Crash Casualties	Crash Costs
Fatal	8	\$71,003,131
Serious Injury	47	\$22,907,322
Moderate Injury	199	\$26,853,705
Minor Injury	754	\$50,669,032
Property Damage Only	4,644	\$20,189,520
Total	5,652	\$191,622,711
Average cost of crash casualty		\$33,904

Crash Casualties



Crash Costs



Costs of Teen Driver Crashes in Kent County (2015 dollars)

	Fatal	Serious Injury	Moderate Injury	Minor Injury	Property Damage Only	Total
Medical Care	\$95,446	\$1,237,618	\$1,252,808	\$4,327,555	\$1,208,520	\$8,121,946
Future Earnings (Lost Wages)	\$9,629,872	\$1,889,766	\$2,313,140	\$6,524,277	\$1,383,200	\$21,740,255
Public Services	\$7,200	\$8,185	\$15,238	\$43,710	\$101,734	\$176,068
Adjudication & Sanctioning	\$850,051	\$401,305	\$334,460	\$846,404	\$82,139	\$2,514,358
Property Damage & Loss	\$185,221	\$300,325	\$777,457	\$2,889,113	\$12,537,699	\$16,689,815
Subtotal (Monetary Cost)	\$10,767,790	\$3,837,198	\$4,693,103	\$14,631,059	\$15,313,291	\$49,242,442
Quality of Life	\$60,235,341	\$19,070,124	\$22,160,603	\$36,037,973	\$4,876,229	\$142,380,270
Total (Comprehensive Cost)	\$71,003,131	\$22,907,322	\$26,853,705	\$50,669,032	\$20,189,520	\$191,622,711

Kent County Motorcycle Crashes

Injury Severity	Motorcyclist Crash Victims	Motorcyclist Victim Costs
Fatal	7	\$61,711,463
Serious Injury	38	\$19,413,687
Moderate Injury	64	\$7,603,806
Minor Injury	74	\$8,286,109
Property Damage Only	111	\$442,450
Total	294	\$97,457,515
Average cost of crash casualty		\$331,488

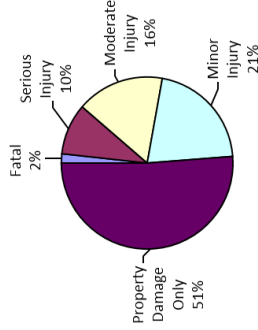
Injury Severity	Non-motorcyclist Crash Victims	Non-motorcyclist Victim Costs
Fatal	0	\$0
Serious Injury	1	\$487,390
Moderate Injury	3	\$404,830
Minor Injury	11	\$739,203
Property Damage Only	97	\$274,939
Total	112	\$1,906,362
Average cost of crash casualty		\$17,021

Motorcyclist Victim Costs in Motorcycle Crashes in Kent County (2015 dollars)						
	Fatal	Serious Injury	Moderate Injury	Minor Injury	Property Damage Only	Total
Medical Care	\$83,515	\$1,587,568	\$578,351	\$636,854	\$15,357	\$2,901,636
Future Earnings (Lost Wages)	\$8,486,380	\$2,326,649	\$975,338	\$1,048,947	\$24,330	\$12,841,644
Public Services	\$5,518	\$13,436	\$11,046	\$12,149	\$6,690	\$48,829
Adjudication & Sanctioning	\$743,798	\$361,073	\$170,927	\$184,710	\$20,601	\$1,481,108
Property Damage & Loss	\$90,658	\$374,523	\$501,717	\$559,968	\$259,396	\$1,786,262
Subtotal (Monetary Cost)	\$9,389,869	\$4,663,238	\$2,237,379	\$2,442,628	\$326,365	\$19,059,480
Quality of Life	\$52,321,593	\$14,750,449	\$5,366,427	\$5,843,482	\$116,084	\$78,398,035
Total (Comprehensive Cost)	\$61,711,463	\$19,413,687	\$7,603,806	\$8,286,109	\$442,450	\$97,457,515

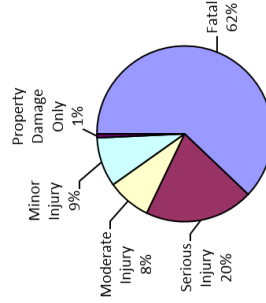
Non-motorcyclist Victim Costs in Motorcycle Crashes in Kent County (2015 dollars)						
	Fatal	Serious Injury	Moderate Injury	Minor Injury	Property Damage Only	Total
Medical Care	\$0	\$26,332	\$18,887	\$63,134	\$0	\$108,353
Future Earnings (Lost Wages)	\$0	\$40,208	\$34,871	\$95,182	\$8,581	\$178,842
Public Services	\$0	\$174	\$230	\$638	\$2,033	\$3,074
Adjudication & Sanctioning	\$0	\$8,538	\$5,042	\$12,348	\$0	\$25,929
Property Damage & Loss	\$0	\$6,390	\$11,720	\$42,149	\$264,325	\$324,584
Subtotal (Monetary Cost)	\$0	\$81,643	\$70,750	\$213,450	\$274,939	\$640,782
Quality of Life	\$0	\$405,747	\$334,079	\$525,753	\$0	\$1,265,580
Total (Comprehensive Cost)	\$0	\$487,390	\$404,830	\$739,203	\$274,939	\$1,906,362

Costs of Motorcycle Crashes in Kent County (2015 dollars)						
	Fatal	Serious Injury	Moderate Injury	Minor Injury	Property Damage Only	Total
Medical Care	\$83,515	\$1,613,890	\$597,238	\$699,988	\$15,357	\$3,009,989
Future Earnings (Lost Wages)	\$8,486,380	\$2,366,857	\$1,010,209	\$1,144,129	\$32,911	\$13,020,487
Public Services	\$5,518	\$13,610	\$11,276	\$12,787	\$6,713	\$51,903
Adjudication & Sanctioning	\$743,798	\$369,611	\$175,969	\$197,058	\$20,601	\$1,507,037
Property Damage & Loss	\$90,658	\$380,913	\$513,438	\$602,117	\$523,721	\$2,110,847
Subtotal (Monetary Cost)	\$9,389,869	\$4,744,881	\$2,308,129	\$2,696,078	\$601,304	\$19,700,262
Quality of Life	\$52,321,593	\$15,156,197	\$5,700,506	\$6,369,235	\$116,084	\$79,663,615
Total (Comprehensive Cost)	\$61,711,463	\$19,901,077	\$8,008,636	\$9,025,313	\$717,389	\$99,363,877

Motorcycle Crash Casualties



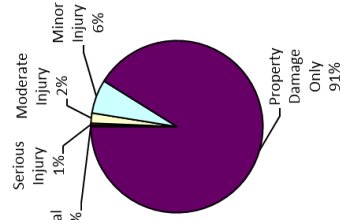
Motorcycle Crash Costs



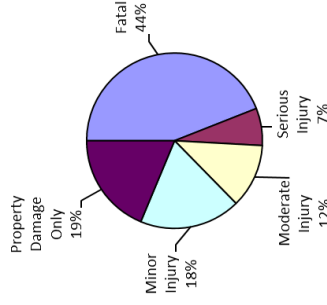
Kent County Medium/Large Truck Crashes

Crash Casualty Severity	Crash Casualties	Crash Costs
Fatal	3	\$26,651,807
Serious Injury	6	\$4,155,762
Moderate Injury	26	\$7,150,806
Minor Injury	87	\$11,266,848
Property Damage Only	1,250	\$11,337,500
Total	1,372	\$60,562,723
Average cost of crash casualty		\$44,142

Crash Casualties



Crash Costs



	Costs of Medium/Large Truck Crashes in Kent County (2015 dollars)				Total
	Fatal	Serious Injury	Moderate Injury	Minor Injury	
Medical Care	\$35,792	\$250,482	\$462,930	\$710,355	\$1,927,059
Future Earnings (Lost Wages)	\$3,611,202	\$715,404	\$1,327,144	\$1,895,556	\$10,961,806
Public Services	\$2,700	\$1,932	\$4,576	\$16,791	\$84,749
Adjudication & Sanctioning	\$318,769	\$96,696	\$179,192	\$260,913	\$1,244,320
Property Damage & Loss	\$95,091	\$75,330	\$242,320	\$583,683	\$5,245,174
Subtotal (Monetary Cost)	\$4,063,555	\$1,139,844	\$2,216,162	\$3,467,298	\$19,463,109
Quality of Life	\$22,588,253	\$3,015,918	\$4,934,644	\$7,799,550	\$41,099,615
Total (Comprehensive Cost)	\$26,651,807	\$4,155,762	\$7,150,806	\$11,266,848	\$60,562,723

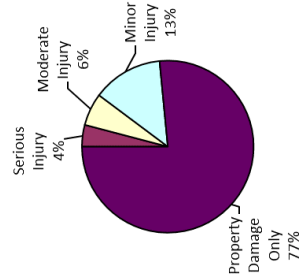
Keweenaw County Traffic Crashes and Crime

Index Crime Category	Number of Index Crimes	Index Crime Costs
Murder	0	\$0
Rape	1	\$400,742
Aggravated Assault	0	\$0
Robbery	0	\$0
Larceny	24	\$98,133
Burglary	12	\$53,511
Motor Vehicle Theft	2	\$18,272
Total	39	\$570,658
Average cost of index crime		\$14,632

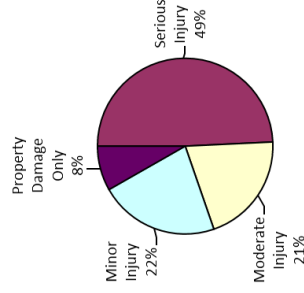
Traffic Crash Casualty Severity	Traffic Crash Casualties	Traffic Crash Costs
Fatal	0	\$0
Serious Injury	4	\$1,949,559
Moderate Injury	6	\$809,659
Minor Injury	13	\$873,604
Property Damage Only	75	\$326,058
Total	98	\$3,958,881
Average cost of traffic crash casualty		\$40,397

Costs of Traffic Crashes in Keweenaw County (2015 dollars)						
	Fatal	Serious Injury	Moderate Injury	Minor Injury	Property Damage Only	Total
Medical Care	\$0	\$105,329	\$37,773	\$74,613	\$19,517	\$237,233
Future Earnings (Lost Wages)	\$0	\$160,831	\$69,743	\$112,488	\$22,338	\$365,400
Public Services	\$0	\$697	\$459	\$754	\$1,643	\$3,553
Adjudication & Sanctioning	\$0	\$34,154	\$10,084	\$14,593	\$1,327	\$60,158
Property Damage & Loss	\$0	\$25,560	\$23,441	\$49,812	\$202,482	\$301,295
Subtotal (Monetary Cost)	\$0	\$326,570	\$141,501	\$252,260	\$247,308	\$967,638
Quality of Life	\$0	\$1,622,989	\$668,159	\$621,344	\$78,750	\$2,991,243
Total (Comprehensive Cost)	\$0	\$1,949,559	\$809,659	\$873,604	\$326,058	\$3,958,881

Traffic Crash Casualties

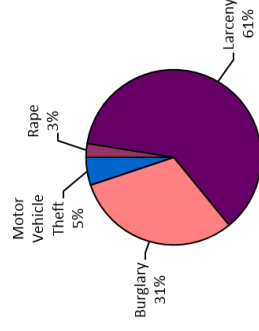


Traffic Crash Costs

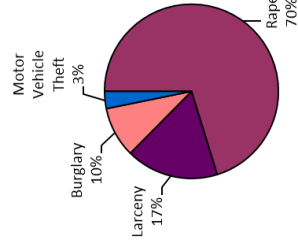


Costs of Index Crimes in Keweenaw County (2015 dollars)								
	Murder	Rape	Aggravated Assault	Robbery	Larceny	Burglary	Motor Vehicle Theft	Total
Medical Care	\$0	\$8,982	\$0	\$0	\$0	\$0	\$0	\$8,982
Future Earnings (Lost Wages)	\$0	\$5,605	\$0	\$0	\$630	\$397	\$198	\$6,830
Public Services	\$0	\$788	\$0	\$0	\$10,683	\$5,385	\$537	\$17,294
Adjudication & Sanctioning	\$0	\$24,625	\$0	\$0	\$48,878	\$9,315	\$3,548	\$86,367
Property Damage and Loss	\$0	\$157	\$0	\$0	\$22,415	\$30,701	\$12,518	\$66,091
Subtotal (Monetary Cost)	\$0	\$40,157	\$0	\$0	\$82,507	\$45,797	\$17,102	\$185,964
Quality of Life	\$0	\$360,585	\$0	\$0	\$15,627	\$7,714	\$1,170	\$385,095
Total (Comprehensive Costs)	\$0	\$400,742	\$0	\$0	\$98,133	\$53,511	\$18,272	\$570,658

Index Crimes



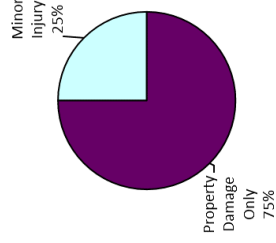
Index Crime Costs



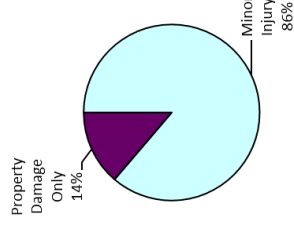
Keweenaw County Alcohol-Involved Crashes

Crash Casualty Severity	Crash Casualties	Crash Costs
Fatal	0	\$0
Serious Injury	0	\$0
Moderate Injury	0	\$0
Minor Injury	1	\$86,074
Property Damage Only	3	\$13,735
Total	4	\$99,810
Average cost of crash casualty		\$24,952

Crash Casualties



Crash Costs



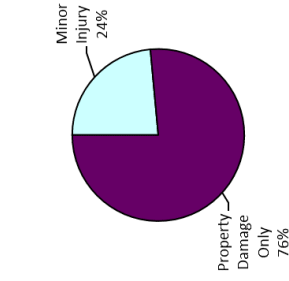
Costs of Alcohol-Involved Crashes in Keweenaw County (2015 dollars)

	Fatal	Serious Injury	Moderate Injury	Minor Injury	Property Damage Only	Total
Medical Care	\$0	\$0	\$0	\$10,565	\$920	\$11,485
Future Earnings (Lost Wages)	\$0	\$0	\$0	\$15,895	\$1,025	\$16,919
Public Services	\$0	\$0	\$0	\$110	\$87	\$197
Adjudication & Sanctioning	\$0	\$0	\$0	\$2,174	\$144	\$2,318
Property Damage & Loss	\$0	\$0	\$0	\$6,267	\$8,221	\$14,488
Subtotal (Monetary Cost)	\$0	\$0	\$0	\$35,010	\$10,397	\$45,407
Quality of Life	\$0	\$0	\$0	\$51,064	\$3,339	\$54,403
Total (Comprehensive Cost)	\$0	\$0	\$0	\$86,074	\$13,735	\$99,810

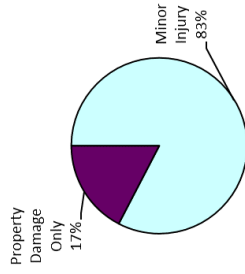
Keweenaw County Teen Driver Crashes

Crash Casualty Severity	Crash Casualties	Crash Costs
Fatal	0	\$0
Serious Injury	0	\$0
Moderate Injury	0	\$0
Minor Injury	4	\$268,801
Property Damage Only	13	\$56,517
Total	17	\$325,318
Average cost of crash casualty		\$19,136

Crash Casualties



Crash Costs



Costs of Teen Driver Crashes in Keweenaw County (2015 dollars)

	Fatal	Serious Injury	Moderate Injury	Minor Injury	Property Damage Only	Total
Medical Care	\$0	\$0	\$0	\$22,958	\$3,383	\$26,341
Future Earnings (Lost Wages)	\$0	\$0	\$0	\$34,612	\$3,872	\$38,484
Public Services	\$0	\$0	\$0	\$232	\$285	\$517
Adjudication & Sanctioning	\$0	\$0	\$0	\$4,490	\$230	\$4,720
Property Damage & Loss	\$0	\$0	\$0	\$15,327	\$35,097	\$50,424
Subtotal (Monetary Cost)	\$0	\$0	\$0	\$77,618	\$42,867	\$120,485
Quality of Life	\$0	\$0	\$0	\$191,183	\$13,650	\$204,833
Total (Comprehensive Cost)	\$0	\$0	\$0	\$268,801	\$56,517	\$325,318

Keweenaw County Motorcycle Crashes

Injury Severity	Motorcyclist Crash Victims	Motorcyclist Victim Costs
Fatal	0	\$0
Serious Injury	1	\$510,887
Moderate Injury	0	\$0
Minor Injury	1	\$111,974
Property Damage Only	0	\$0
Total	2	\$622,861
Average cost of crash casualty \$311,430		

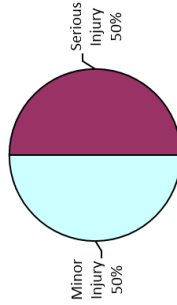
Injury Severity	Non-motorcyclist Crash Victims	Non-motorcyclist Victim Costs
Fatal	0	\$0
Serious Injury	0	\$0
Moderate Injury	0	\$0
Minor Injury	0	\$0
Property Damage Only	0	\$0
Total	0	\$0
Average cost of crash casualty \$0		

Motorcyclist Victim Costs in Motorcycle Crashes in Keweenaw County (2015 dollars)						
	Fatal	Serious Injury	Moderate Injury	Minor Injury	Property Damage Only	Total
Medical Care	\$0	\$41,778	\$0	\$8,606	\$0	\$50,384
Future Earnings (Lost Wages)	\$0	\$61,228	\$0	\$14,175	\$0	\$75,403
Public Services	\$0	\$354	\$0	\$164	\$0	\$518
Adjudication & Sanctioning	\$0	\$9,502	\$0	\$2,496	\$0	\$11,998
Property Damage & Loss	\$0	\$9,866	\$0	\$7,567	\$0	\$17,423
Subtotal (Monetary Cost)	\$0	\$122,717	\$0	\$33,008	\$0	\$155,725
Quality of Life	\$0	\$388,170	\$0	\$78,966	\$0	\$467,136
Total (Comprehensive Cost)	\$0	\$510,887	\$0	\$111,974	\$0	\$622,861

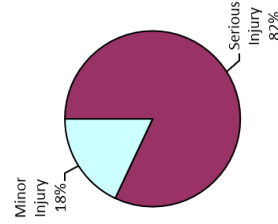
Non-motorcyclist Victim Costs in Motorcycle Crashes in Keweenaw County (2015 dollars)						
	Fatal	Serious Injury	Moderate Injury	Minor Injury	Property Damage Only	Total
Medical Care	\$0	\$0	\$0	\$0	\$0	\$0
Future Earnings (Lost Wages)	\$0	\$0	\$0	\$0	\$0	\$0
Public Services	\$0	\$0	\$0	\$0	\$0	\$0
Adjudication & Sanctioning	\$0	\$0	\$0	\$0	\$0	\$0
Property Damage & Loss	\$0	\$0	\$0	\$0	\$0	\$0
Subtotal (Monetary Cost)	\$0	\$0	\$0	\$0	\$0	\$0
Quality of Life	\$0	\$0	\$0	\$0	\$0	\$0
Total (Comprehensive Cost)	\$0	\$0	\$0	\$0	\$0	\$0

Costs of Motorcycle Crashes in Keweenaw County (2015 dollars)						
	Fatal	Serious Injury	Moderate Injury	Minor Injury	Property Damage Only	Total
Medical Care	\$0	\$41,778	\$0	\$8,606	\$0	\$50,384
Future Earnings (Lost Wages)	\$0	\$61,228	\$0	\$14,175	\$0	\$75,403
Public Services	\$0	\$354	\$0	\$164	\$0	\$518
Adjudication & Sanctioning	\$0	\$9,502	\$0	\$2,496	\$0	\$11,998
Property Damage & Loss	\$0	\$9,866	\$0	\$7,567	\$0	\$17,423
Subtotal (Monetary Cost)	\$0	\$122,717	\$0	\$33,008	\$0	\$155,725
Quality of Life	\$0	\$388,170	\$0	\$78,966	\$0	\$467,136
Total (Comprehensive Cost)	\$0	\$510,887	\$0	\$111,974	\$0	\$622,861

Motorcycle Crash Casualties



Motorcycle Crash Costs



Keweenaw County Medium/Large Truck Crashes

Crash Casualty Severity	Crash Casualties	Crash Costs
Fatal	0	\$0
Serious Injury	0	\$0
Moderate Injury	0	\$0
Minor Injury	0	\$0
Property Damage Only	0	\$0
Total	0	\$0
Average cost of crash casualty		\$0

Crash Casualties

Crash Costs

**No Medium/Large
Truck Crashes**

**Medium/Large Truck
Crash Costs = \$0**

Costs of Medium/Large Truck Crashes in Keweenaw County (2015 dollars)						
	Fatal	Serious Injury	Moderate Injury	Minor Injury	Property Damage Only	Total
Medical Care	\$0	\$0	\$0	\$0	\$0	\$0
Future Earnings (Lost Wages)	\$0	\$0	\$0	\$0	\$0	\$0
Public Services	\$0	\$0	\$0	\$0	\$0	\$0
Adjudication & Sanctioning	\$0	\$0	\$0	\$0	\$0	\$0
Property Damage & Loss	\$0	\$0	\$0	\$0	\$0	\$0
Subtotal (Monetary Cost)	\$0	\$0	\$0	\$0	\$0	\$0
Quality of Life	\$0	\$0	\$0	\$0	\$0	\$0
Total (Comprehensive Cost)	\$0	\$0	\$0	\$0	\$0	\$0

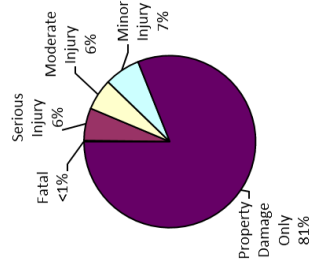
Lake County Traffic Crashes and Crime

Index Crime Category	Number of Index Crimes	Index Crime Costs
Murder	0	\$0
Rape	9	\$3,606,678
Aggravated Assault	17	\$534,322
Robbery	2	\$68,358
Larceny	98	\$400,712
Burglary	86	\$383,497
Motor Vehicle Theft	5	\$45,679
Total	217	\$5,039,247
Average cost of index crime		\$23,222

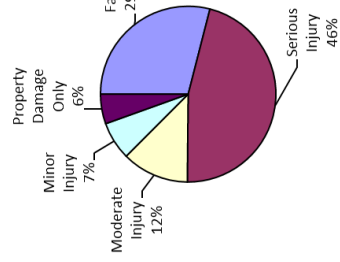
Traffic Crash Casualty Severity	Traffic Crash Casualties	Traffic Crash Costs
Fatal	1	\$8,875,391
Serious Injury	29	\$14,134,305
Moderate Injury	28	\$3,778,411
Minor Injury	32	\$2,150,410
Property Damage Only	385	\$1,673,765
Total	475	\$30,612,282
Average cost of traffic crash casualty		\$64,447

Costs of Traffic Crashes in Lake County (2015 dollars)						
	Fatal	Serious Injury	Moderate Injury	Minor Injury	Property Damage Only	Total
Medical Care	\$11,931	\$763,636	\$176,274	\$183,663	\$100,190	\$1,235,694
Future Earnings (Lost Wages)	\$1,203,734	\$1,166,026	\$325,467	\$276,892	\$114,671	\$3,086,790
Public Services	\$900	\$5,050	\$2,144	\$1,855	\$8,434	\$18,383
Adjudication & Sanctioning	\$106,256	\$247,614	\$47,060	\$35,922	\$6,810	\$443,661
Property Damage & Loss	\$23,153	\$185,307	\$109,391	\$122,615	\$1,039,409	\$1,479,874
Subtotal (Monetary Cost)	\$1,345,974	\$2,387,633	\$660,336	\$620,947	\$1,269,573	\$6,264,402
Quality of Life	\$7,529,418	\$11,766,672	\$3,118,075	\$1,529,463	\$404,252	\$24,347,880
Total (Comprehensive Cost)	\$8,875,391	\$14,134,305	\$3,778,411	\$2,150,410	\$1,673,765	\$30,612,282

Traffic Crash Casualties

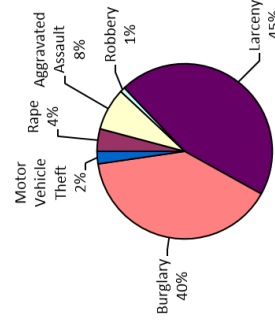


Traffic Crash Costs

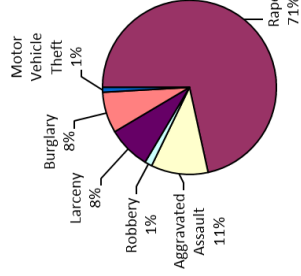


Costs of Index Crimes in Lake County (2015 dollars)								
	Murder	Rape	Aggravated Assault	Robbery	Larceny	Burglary	Motor Vehicle Theft	Total
Medical Care	\$0	\$60,842	\$26,312	\$3,069	\$0	\$0	\$0	\$110,222
Future Earnings (Lost Wages)	\$0	\$50,442	\$18,597	\$3,163	\$2,572	\$2,843	\$496	\$78,112
Public Services	\$0	\$7,095	\$5,683	\$808	\$43,215	\$38,590	\$1,344	\$96,735
Adjudication & Sanctioning	\$0	\$221,626	\$201,283	\$11,266	\$199,587	\$66,757	\$8,871	\$709,410
Property Damage and Loss	\$0	\$1,410	\$1,187	\$2,281	\$91,528	\$220,024	\$32,045	\$348,476
Subtotal (Monetary Cost)	\$0	\$814,415	\$253,062	\$20,607	\$336,903	\$328,215	\$42,755	\$1,342,956
Quality of Life	\$0	\$3,245,264	\$281,260	\$47,752	\$63,809	\$55,283	\$2,924	\$3,696,291
Total (Comprehensive Costs)	\$0	\$3,606,678	\$534,322	\$68,358	\$400,712	\$383,497	\$45,679	\$5,039,247

Index Crimes



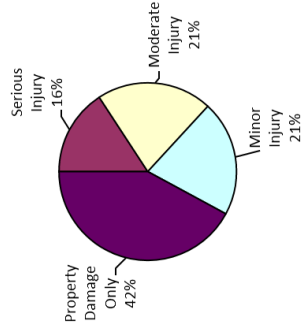
Index Crime Costs



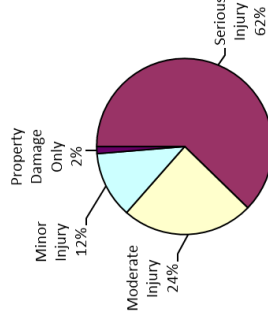
Lake County Alcohol-Involved Crashes

Crash Casualty Severity	Crash Casualties	Crash Costs
Fatal	0	\$0
Serious Injury	3	\$1,754,272
Moderate Injury	4	\$681,961
Minor Injury	4	\$344,298
Property Damage Only	8	\$36,627
Total	19	\$2,817,158
Average cost of crash casualty		\$148,271

Crash Casualties



Crash Costs

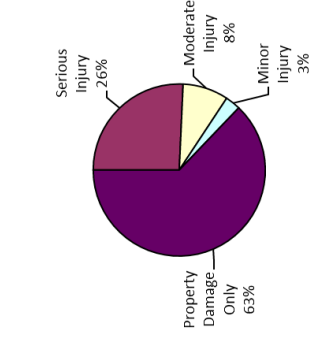


Costs of Alcohol-Involved Crashes in Lake County (2015 dollars)						
	Fatal	Serious Injury	Moderate Injury	Minor Injury	Property Damage Only	Total
Medical Care	\$0	\$164,190	\$55,282	\$42,260	\$2,453	\$264,185
Future Earnings (Lost Wages)	\$0	\$254,169	\$102,338	\$63,579	\$2,732	\$422,818
Public Services	\$0	\$1,167	\$694	\$439	\$232	\$2,533
Adjudication & Sanctioning	\$0	\$38,687	\$14,025	\$8,697	\$384	\$61,792
Property Damage & Loss	\$0	\$33,869	\$29,790	\$25,066	\$21,923	\$110,648
Subtotal (Monetary Cost)	\$0	\$492,081	\$202,128	\$140,041	\$27,724	\$861,975
Quality of Life	\$0	\$1,262,191	\$479,832	\$204,257	\$8,903	\$1,955,183
Total (Comprehensive Cost)	\$0	\$1,754,272	\$681,961	\$344,298	\$36,627	\$2,817,158

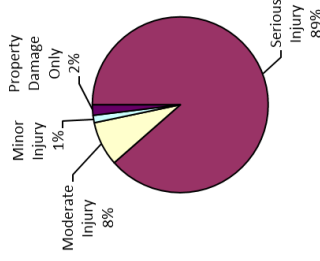
Lake County Teen Driver Crashes

Crash Casualty Severity	Crash Casualties	Crash Costs
Fatal	0	\$0
Serious Injury	9	\$4,386,509
Moderate Injury	3	\$404,830
Minor Injury	1	\$67,200
Property Damage Only	22	\$95,644
Total	35	\$4,954,182
Average cost of crash casualty		\$141,548

Crash Casualties



Crash Costs



Costs of Teen Driver Crashes in Lake County (2015 dollars)

	Fatal	Serious Injury	Moderate Injury	Minor Injury	Property Damage Only	Total
Medical Care	\$0	\$236,991	\$18,887	\$5,739	\$5,725	\$267,342
Future Earnings (Lost Wages)	\$0	\$361,870	\$34,871	\$8,653	\$6,553	\$411,947
Public Services	\$0	\$1,567	\$230	\$58	\$482	\$2,337
Adjudication & Sanctioning	\$0	\$76,846	\$5,042	\$1,123	\$389	\$83,399
Property Damage & Loss	\$0	\$57,509	\$11,720	\$3,832	\$59,395	\$132,456
Subtotal (Monetary Cost)	\$0	\$734,783	\$70,750	\$19,405	\$72,544	\$897,481
Quality of Life	\$0	\$3,651,726	\$334,079	\$47,796	\$23,100	\$4,056,701
Total (Comprehensive Cost)	\$0	\$4,386,509	\$404,830	\$67,200	\$95,644	\$4,954,182

Lake County Motorcycle Crashes

Injury Severity	Motorcyclist Crash Victims	Motorcyclist Victim Costs
Fatal	1	\$8,815,923
Serious Injury	3	\$1,532,660
Moderate Injury	3	\$356,428
Minor Injury	2	\$223,949
Property Damage Only	1	\$3,986
Total	10	\$10,932,946
Average cost of crash casualty		\$1,093,295

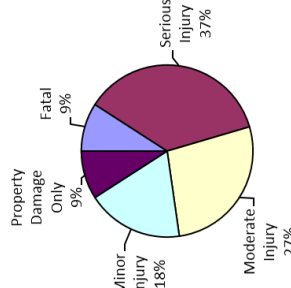
Injury Severity	Non-motorcyclist Crash Victims	Non-motorcyclist Victim Costs
Fatal	0	\$0
Serious Injury	1	\$487,390
Moderate Injury	0	\$0
Minor Injury	0	\$0
Property Damage Only	0	\$0
Total	1	\$487,390
Average cost of crash casualty		\$487,390

Motorcyclist Victim Costs in Motorcycle Crashes in Lake County (2015 dollars)						
	Fatal	Serious Injury	Moderate Injury	Minor Injury	Property Damage Only	Total
Medical Care	\$11,931	\$125,334	\$27,110	\$17,212	\$138	\$181,725
Future Earnings (Lost Wages)	\$1,209,483	\$183,683	\$45,719	\$28,350	\$219	\$1,467,454
Public Services	\$788	\$1,061	\$518	\$328	\$60	\$2,755
Adjudication & Sanctioning	\$106,257	\$28,506	\$8,012	\$4,992	\$186	\$147,952
Property Damage & Loss	\$12,951	\$29,568	\$23,518	\$15,134	\$2,337	\$83,508
Subtotal (Monetary Cost)	\$1,341,410	\$368,150	\$104,877	\$66,017	\$2,940	\$1,883,395
Quality of Life	\$7,474,513	\$1,164,509	\$251,551	\$157,932	\$1,046	\$9,049,551
Total (Comprehensive Cost)	\$8,815,923	\$1,532,660	\$356,428	\$223,949	\$3,986	\$10,932,946

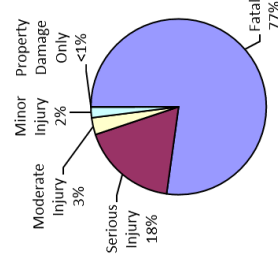
Non-motorcyclist Victim Costs in Motorcycle Crashes in Lake County (2015 dollars)						
	Fatal	Serious Injury	Moderate Injury	Minor Injury	Property Damage Only	Total
Medical Care	\$0	\$26,332	\$0	\$0	\$0	\$26,332
Future Earnings (Lost Wages)	\$0	\$40,208	\$0	\$0	\$0	\$40,208
Public Services	\$0	\$174	\$0	\$0	\$0	\$174
Adjudication & Sanctioning	\$0	\$8,538	\$0	\$0	\$0	\$8,538
Property Damage & Loss	\$0	\$6,390	\$0	\$0	\$0	\$6,390
Subtotal (Monetary Cost)	\$0	\$81,643	\$0	\$0	\$0	\$81,643
Quality of Life	\$0	\$405,747	\$0	\$0	\$0	\$405,747
Total (Comprehensive Cost)	\$0	\$487,390	\$0	\$0	\$0	\$487,390

Costs of Motorcycle Crashes in Lake County (2015 dollars)						
	Fatal	Serious Injury	Moderate Injury	Minor Injury	Property Damage Only	Total
Medical Care	\$11,931	\$151,666	\$27,110	\$17,212	\$138	\$208,057
Future Earnings (Lost Wages)	\$1,209,483	\$223,891	\$45,719	\$28,350	\$219	\$1,507,662
Public Services	\$788	\$1,235	\$518	\$328	\$60	\$2,929
Adjudication & Sanctioning	\$106,257	\$37,044	\$8,012	\$4,992	\$186	\$156,491
Property Damage & Loss	\$12,951	\$35,957	\$23,518	\$15,134	\$2,337	\$89,898
Subtotal (Monetary Cost)	\$1,341,410	\$448,793	\$104,877	\$66,017	\$2,940	\$1,965,037
Quality of Life	\$7,474,513	\$1,570,256	\$251,551	\$157,932	\$1,046	\$9,455,299
Total (Comprehensive Cost)	\$8,815,923	\$2,020,049	\$356,428	\$223,949	\$3,986	\$11,420,336

Motorcycle Crash Casualties



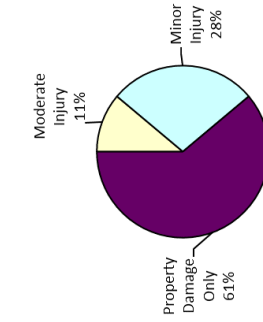
Motorcycle Crash Costs



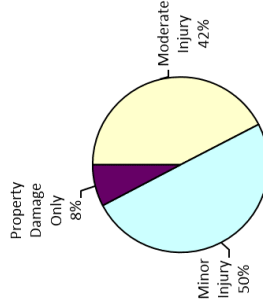
Lake County Medium/Large Truck Crashes

Crash Casualty Severity	Crash Casualties	Crash Costs
Fatal	0	\$0
Serious Injury	0	\$0
Moderate Injury	2	\$550,062
Minor Injury	5	\$647,520
Property Damage Only	11	\$99,770
Total	18	\$1,297,352
Average cost of crash casualty		\$72,075

Crash Casualties



Crash Costs



Costs of Medium/Large Truck Crashes in Lake County (2015 dollars)						
	Fatal	Serious Injury	Moderate Injury	Minor Injury	Property Damage Only	Total
Medical Care	\$0	\$0	\$35,610	\$40,825	\$4,114	\$80,549
Future Earnings (Lost Wages)	\$0	\$0	\$102,088	\$108,940	\$30,030	\$241,058
Public Services	\$0	\$0	\$352	\$965	\$517	\$1,834
Adjudication & Sanctioning	\$0	\$0	\$13,784	\$14,995	\$3,421	\$32,200
Property Damage & Loss	\$0	\$0	\$18,640	\$33,545	\$37,389	\$89,574
Subtotal (Monetary Cost)	\$0	\$0	\$170,474	\$199,270	\$75,471	\$445,215
Quality of Life	\$0	\$0	\$379,588	\$448,250	\$24,299	\$852,137
Total (Comprehensive Cost)	\$0	\$0	\$550,062	\$647,520	\$99,770	\$1,297,352

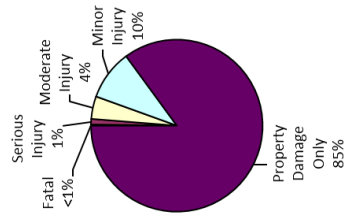
Lapeer County Traffic Crashes and Crime

Index Crime Category	Number of Index Crimes	Index Crime Costs
Murder	0	\$0
Rape	53	\$21,239,328
Aggravated Assault	95	\$2,985,918
Robbery	3	\$102,538
Larceny	517	\$2,113,958
Burglary	204	\$909,691
Motor Vehicle Theft	36	\$328,891
Total	908	\$27,680,324
Average cost of index crime		\$30,485

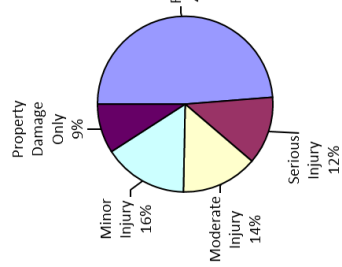
Traffic Crash Casualty Severity	Traffic Crash Casualties	Traffic Crash Costs
Fatal	9	\$79,878,523
Serious Injury	42	\$20,470,373
Moderate Injury	171	\$23,075,294
Minor Injury	380	\$25,536,117
Property Damage Only	3,427	\$14,898,683
Total	4,029	\$163,858,991
Average cost of traffic crash casualty		\$40,670

Costs of Traffic Crashes in Lapeer County (2015 dollars)						Total
	Fatal	Serious Injury	Moderate Injury	Minor Injury	Property Damage Only	
Medical Care	\$107,377	\$1,105,966	\$1,076,533	\$2,180,996	\$891,817	\$5,362,679
Future Earnings (Lost Wages)	\$10,833,607	\$1,688,727	\$1,987,673	\$3,288,097	\$1,020,721	\$18,818,824
Public Services	\$8,100	\$7,314	\$13,094	\$22,029	\$75,074	\$125,611
Adjudication & Sanctioning	\$956,307	\$368,613	\$287,400	\$426,569	\$60,614	\$2,089,503
Property Damage & Loss	\$208,374	\$268,375	\$688,068	\$1,456,062	\$9,252,087	\$11,852,954
Subtotal (Monetary Cost)	\$12,113,764	\$3,428,966	\$4,032,767	\$7,373,743	\$11,300,372	\$38,249,572
Quality of Life	\$67,764,758	\$17,041,388	\$19,042,528	\$18,162,374	\$3,698,371	\$125,609,419
Total (Comprehensive Cost)	\$79,878,523	\$20,470,373	\$23,075,294	\$25,536,117	\$14,898,683	\$163,858,991

Traffic Crash Casualties

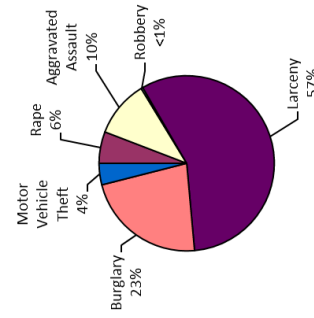


Traffic Crash Costs

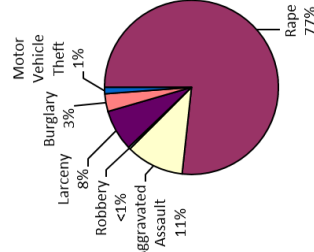


Costs of Index Crimes in Lapeer County (2015 dollars)							Total
	Murder	Rape	Aggravated Assault	Robbery	Larceny	Burglary	Motor Vehicle Theft
Medical Care	\$0	\$476,071	\$147,036	\$4,603	\$0	\$0	\$0
Future Earnings (Lost Wages)	\$0	\$287,045	\$103,925	\$4,744	\$13,571	\$6,743	\$3,570
Public Services	\$0	\$41,779	\$31,756	\$1,212	\$227,984	\$91,540	\$9,574
Adjudication & Sanctioning	\$0	\$1,305,134	\$1,124,817	\$16,930	\$1,052,921	\$158,354	\$63,869
Property Damage and Loss	\$0	\$8,303	\$6,636	\$3,422	\$482,859	\$521,918	\$230,726
Subtotal (Monetary Cost)	\$0	\$2,128,331	\$1,414,169	\$30,910	\$1,777,334	\$778,955	\$307,638
Quality of Life	\$0	\$19,110,998	\$1,571,749	\$71,627	\$336,623	\$131,136	\$21,053
Total (Comprehensive Costs)	\$0	\$21,239,328	\$2,985,918	\$102,538	\$2,113,958	\$909,691	\$328,891
							\$27,680,324

Index Crimes



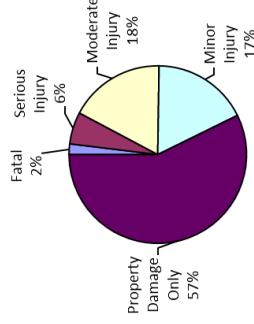
Index Crime Costs



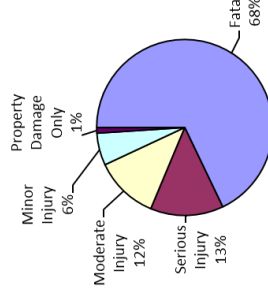
Lapeer County Alcohol-Involved Crashes

Crash Casualty Severity	Crash Casualties	Crash Costs
Fatal	2	\$17,750,783
Serious Injury	6	\$3,508,545
Moderate Injury	18	\$3,068,822
Minor Injury	18	\$1,549,341
Property Damage Only	59	\$270,125
Total	103	\$26,147,615
Average cost of crash casualty		\$253,860

Crash Casualties



Crash Costs

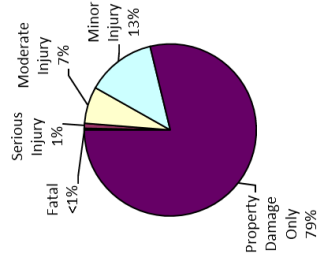


Costs of Alcohol-Involved Crashes in Lapeer County (2015 dollars)						
	Fatal	Serious Injury	Moderate Injury	Minor Injury	Property Damage Only	Total
Medical Care	\$23,861	\$328,379	\$248,767	\$190,170	\$18,094	\$809,272
Future Earnings (Lost Wages)	\$2,407,468	\$508,337	\$460,519	\$286,105	\$20,152	\$3,682,581
Public Services	\$1,800	\$2,334	\$3,124	\$1,978	\$1,711	\$10,947
Adjudication & Sanctioning	\$212,513	\$77,373	\$63,111	\$39,135	\$2,831	\$394,963
Property Damage & Loss	\$46,305	\$67,738	\$134,055	\$112,798	\$161,680	\$522,576
Subtotal (Monetary Cost)	\$2,691,948	\$984,163	\$909,577	\$630,185	\$204,467	\$5,420,339
Quality of Life	\$15,058,835	\$2,524,382	\$2,159,246	\$919,155	\$65,658	\$20,727,276
Total (Comprehensive Cost)	\$17,750,783	\$3,508,545	\$3,068,822	\$1,549,341	\$270,125	\$26,147,615

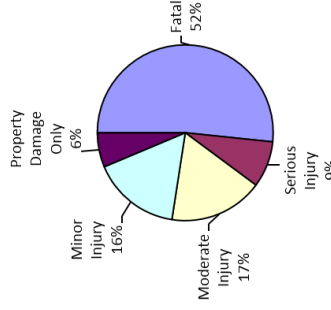
Lapeer County Teen Driver Crashes

Crash Casualty Severity	Crash Casualties	Crash Costs
Fatal	2	\$17,750,783
Serious Injury	6	\$2,924,339
Moderate Injury	44	\$5,937,503
Minor Injury	83	\$5,577,626
Property Damage Only	501	\$2,178,068
Total	636	\$34,368,318
Average cost of crash casualty		\$54,038

Crash Casualties



Crash Costs



Costs of Teen Driver Crashes in Lapeer County (2015 dollars)

	Fatal	Serious Injury	Moderate Injury	Minor Injury	Property Damage Only	Total
Medical Care	\$23,861	\$157,994	\$277,003	\$476,375	\$130,377	\$1,065,610
Future Earnings (Lost Wages)	\$2,407,468	\$241,247	\$511,448	\$718,190	\$149,221	\$4,027,574
Public Services	\$1,800	\$1,045	\$3,369	\$4,812	\$10,975	\$22,001
Adjudication & Sanctioning	\$212,513	\$51,230	\$73,951	\$93,172	\$8,861	\$439,727
Property Damage & Loss	\$46,305	\$38,339	\$171,900	\$318,032	\$1,352,581	\$1,927,158
Subtotal (Monetary Cost)	\$2,691,948	\$489,855	\$1,037,671	\$1,610,581	\$1,652,015	\$7,482,070
Quality of Life	\$15,058,835	\$2,434,484	\$4,899,832	\$3,967,045	\$526,053	\$26,886,249
Total (Comprehensive Cost)	\$17,750,783	\$2,924,339	\$5,937,503	\$5,577,626	\$2,178,068	\$34,368,318

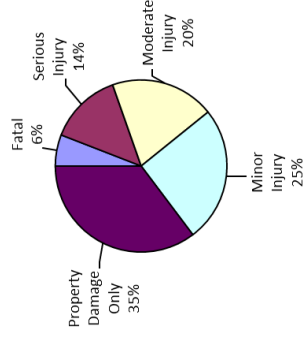
Lapeer County Motorcycle Crashes

Injury Severity	Motorcyclist Crash Victims	Motorcyclist Victim Costs
Fatal	2	\$17,631,846
Serious Injury	7	\$3,576,206
Moderate Injury	9	\$1,069,285
Minor Injury	12	\$1,343,693
Property Damage Only	10	\$39,860
Total	40	\$23,660,891
Average cost of crash casualty		\$591,522

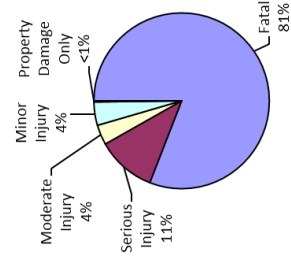
Injury Severity	Non-motorcyclist Crash Victims	Non-motorcyclist Victim Costs
Fatal	1	\$8,875,391
Serious Injury	0	\$0
Moderate Injury	1	\$134,943
Minor Injury	1	\$67,200
Property Damage Only	8	\$22,675
Total	11	\$9,100,210
Average cost of crash casualty		\$827,292

Motorcyclist Victim Costs in Motorcycle Crashes in Lapeer County (2015 dollars)						
	Fatal	Serious Injury	Moderate Injury	Minor Injury	Property Damage Only	Total
Medical Care	\$23,861	\$292,445	\$81,331	\$103,274	\$1,384	\$502,294
Future Earnings (Lost Wages)	\$2,418,966	\$428,593	\$137,157	\$170,099	\$2,192	\$3,157,007
Public Services	\$1,577	\$2,475	\$1,553	\$1,970	\$602	\$8,177
Adjudication & Sanctioning	\$212,514	\$66,513	\$24,037	\$29,953	\$1,856	\$334,872
Property Damage & Loss	\$25,902	\$68,991	\$70,554	\$90,806	\$23,369	\$279,622
Subtotal (Monetary Cost)	\$2,682,820	\$859,018	\$314,651	\$396,102	\$29,402	\$4,281,973
Quality of Life	\$14,949,027	\$2,717,188	\$754,654	\$947,592	\$10,458	\$19,378,918
Total (Comprehensive Cost)	\$17,631,846	\$3,576,206	\$1,069,285	\$1,343,693	\$39,860	\$23,660,891

Motorcycle Crash Casualties



Motorcycle Crash Costs



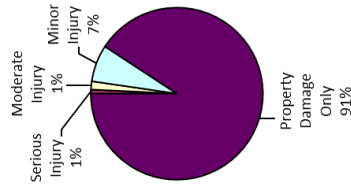
Non-motorcyclist Victim Costs in Motorcycle Crashes in Lapeer County (2015 dollars)						
	Fatal	Serious Injury	Moderate Injury	Minor Injury	Property Damage Only	Total
Medical Care	\$11,931	\$0	\$6,296	\$5,739	\$0	\$23,966
Future Earnings (Lost Wages)	\$1,203,734	\$0	\$11,624	\$8,653	\$708	\$1,224,719
Public Services	\$900	\$0	\$77	\$58	\$168	\$1,202
Adjudication & Sanctioning	\$106,256	\$0	\$1,681	\$1,123	\$0	\$109,060
Property Damage & Loss	\$23,153	\$0	\$3,907	\$3,832	\$21,800	\$52,691
Subtotal (Monetary Cost)	\$1,345,974	\$0	\$23,563	\$19,405	\$22,675	\$1,411,637
Quality of Life	\$7,529,418	\$0	\$111,360	\$47,796	\$0	\$7,688,573
Total (Comprehensive Cost)	\$8,875,391	\$0	\$134,943	\$67,200	\$22,675	\$9,100,210

Costs of Motorcycle Crashes in Lapeer County (2015 dollars)						
	Fatal	Serious Injury	Moderate Injury	Minor Injury	Property Damage Only	Total
Medical Care	\$35,792	\$292,445	\$87,626	\$109,013	\$1,384	\$526,260
Future Earnings (Lost Wages)	\$3,622,700	\$428,593	\$148,781	\$178,752	\$2,900	\$4,381,726
Public Services	\$2,477	\$2,475	\$1,630	\$2,028	\$769	\$9,379
Adjudication & Sanctioning	\$318,770	\$66,513	\$25,717	\$31,076	\$1,856	\$443,932
Property Damage & Loss	\$49,055	\$68,991	\$74,461	\$94,637	\$45,169	\$332,313
Subtotal (Monetary Cost)	\$4,028,794	\$859,018	\$338,215	\$415,506	\$52,078	\$5,693,610
Quality of Life	\$22,478,444	\$2,717,188	\$866,014	\$995,387	\$10,458	\$27,067,491
Total (Comprehensive Cost)	\$26,507,238	\$3,576,206	\$1,204,228	\$1,410,894	\$62,536	\$32,761,101

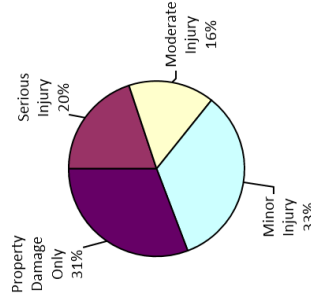
Lapeer County Medium/Large Truck Crashes

Crash Casualty Severity	Crash Casualties	Crash Costs
Fatal	0	\$0
Serious Injury	1	\$692,627
Moderate Injury	2	\$550,062
Minor Injury	9	\$1,165,536
Property Damage Only	118	\$1,070,260
Total	130	\$3,478,485
Average cost of crash casualty		\$26,758

Crash Casualties



Crash Costs



Costs of Medium/Large Truck Crashes in Lapeer County (2015 dollars)						
	Fatal	Serious Injury	Moderate Injury	Minor Injury	Property Damage Only	Total
Medical Care	\$0	\$41,747	\$35,610	\$73,485	\$44,132	\$194,974
Future Earnings (Lost Wages)	\$0	\$119,234	\$102,088	\$196,092	\$322,140	\$739,554
Public Services	\$0	\$322	\$352	\$1,737	\$5,546	\$7,957
Adjudication & Sanctioning	\$0	\$16,116	\$13,784	\$26,991	\$36,698	\$93,589
Property Damage & Loss	\$0	\$12,555	\$18,640	\$60,381	\$401,082	\$492,658
Subtotal (Monetary Cost)	\$0	\$189,974	\$170,474	\$358,686	\$809,598	\$1,528,732
Quality of Life	\$0	\$502,653	\$379,588	\$806,850	\$260,662	\$1,949,753
Total (Comprehensive Cost)	\$0	\$692,627	\$550,062	\$1,165,536	\$1,070,260	\$3,478,485

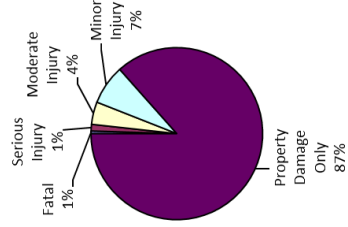
Leelanau County Traffic Crashes and Crime

Index Crime Category	Number of Index Crimes	Index Crime Costs
Murder	0	\$0
Rape	6	\$2,404,452
Aggravated Assault	5	\$157,154
Robbery	0	\$0
Larceny	58	\$237,156
Burglary	15	\$66,889
Motor Vehicle Theft	3	\$27,408
Total	87	\$2,893,058
Average cost of index crime		\$33,254

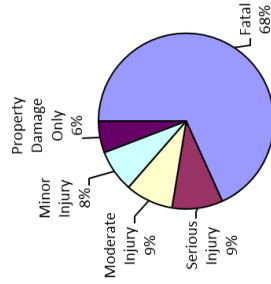
Traffic Crash Casualty Severity	Traffic Crash Casualties	Traffic Crash Costs
Fatal	4	\$35,501,566
Serious Injury	10	\$4,873,898
Moderate Injury	34	\$4,588,070
Minor Injury	60	\$4,032,018
Property Damage Only	697	\$3,030,167
Total	805	\$52,025,720
Average cost of traffic crash casualty		\$64,628

Costs of Traffic Crashes in Leelanau County (2015 dollars)						Total
	Fatal	Serious Injury	Moderate Injury	Minor Injury	Property Damage Only	
Medical Care	\$47,723	\$263,323	\$214,048	\$344,368	\$181,362	\$1,050,843
Future Earnings (Lost Wages)	\$4,814,936	\$402,078	\$395,210	\$519,173	\$207,599	\$6,338,996
Public Services	\$3,600	\$1,741	\$2,604	\$3,478	\$15,269	\$26,692
Adjudication & Sanctioning	\$425,025	\$65,384	\$57,144	\$67,353	\$12,328	\$647,234
Property Damage & Loss	\$82,611	\$63,899	\$132,832	\$229,903	\$1,881,735	\$2,400,979
Subtotal (Monetary Cost)	\$5,383,895	\$816,425	\$801,837	\$1,164,275	\$2,296,313	\$10,464,745
Quality of Life	\$30,117,670	\$4,057,473	\$3,786,234	\$2,867,743	\$731,854	\$41,560,975
Total (Comprehensive Cost)	\$35,501,566	\$4,873,898	\$4,588,070	\$4,032,018	\$3,030,167	\$52,025,720

Traffic Crash Casualties

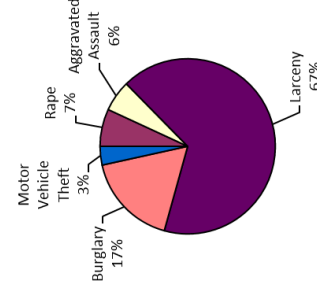


Traffic Crash Costs

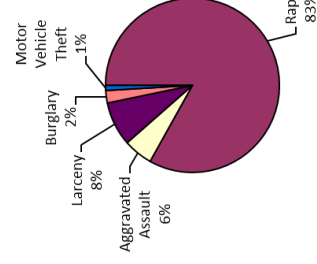


Costs of Index Crimes in Leelanau County (2015 dollars)							Total
	Murder	Rape	Aggravated Assault	Robbery	Larceny	Burglary	Motor Vehicle Theft
Medical Care	\$0	\$53,895	\$7,739	\$0	\$0	\$0	\$0
Future Earnings (Lost Wages)	\$0	\$33,628	\$5,470	\$0	\$1,522	\$496	\$297
Public Services	\$0	\$4,730	\$1,671	\$0	\$25,576	\$6,731	\$606
Adjudication & Sanctioning	\$0	\$147,751	\$59,201	\$0	\$118,123	\$11,644	\$5,322
Property Damage and Loss	\$0	\$940	\$349	\$0	\$54,170	\$38,376	\$19,227
Subtotal (Monetary Cost)	\$0	\$240,943	\$74,430	\$0	\$199,391	\$97,247	\$25,653
Quality of Life	\$0	\$2,163,509	\$82,724	\$0	\$37,764	\$9,642	\$1,754
Total (Comprehensive Costs)	\$0	\$2,404,452	\$157,154	\$0	\$237,156	\$66,889	\$27,408
Average cost of index crime							\$33,254

Index Crimes



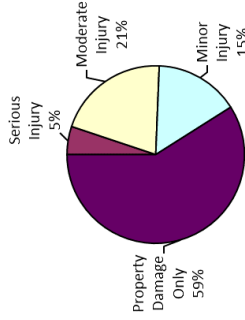
Index Crime Costs



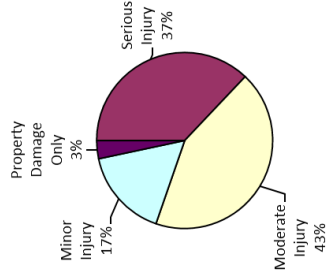
Leelanau County Alcohol-Involved Crashes

Crash Casualty Severity	Crash Casualties	Crash Costs
Fatal	0	\$0
Serious Injury	2	\$1,169,515
Moderate Injury	8	\$1,363,921
Minor Injury	6	\$516,447
Property Damage Only	23	\$105,303
Total	39	\$3,155,186
Average cost of crash casualty		\$80,902

Crash Casualties



Crash Costs

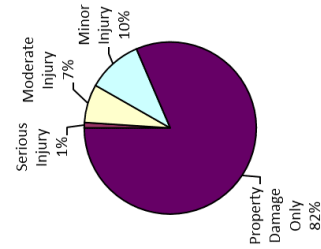


Costs of Alcohol-Involved Crashes in Leelanau County (2015 dollars)						
	Fatal	Serious Injury	Moderate Injury	Minor Injury	Property Damage Only	Total
Medical Care	\$0	\$109,460	\$110,563	\$63,390	\$7,054	\$290,467
Future Earnings (Lost Wages)	\$0	\$169,446	\$204,675	\$95,368	\$7,856	\$477,345
Public Services	\$0	\$778	\$1,388	\$659	\$667	\$3,493
Adjudication & Sanctioning	\$0	\$25,791	\$28,049	\$13,045	\$1,104	\$67,989
Property Damage & Loss	\$0	\$22,579	\$59,580	\$37,599	\$63,028	\$182,786
Subtotal (Monetary Cost)	\$0	\$328,054	\$404,256	\$210,062	\$79,707	\$1,022,080
Quality of Life	\$0	\$841,461	\$959,665	\$306,385	\$25,595	\$2,133,106
Total (Comprehensive Cost)	\$0	\$1,169,515	\$1,363,921	\$516,447	\$105,303	\$3,155,186

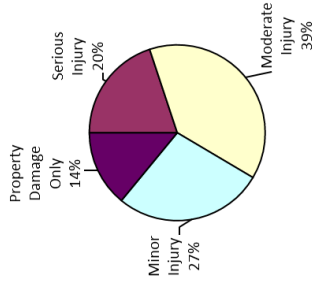
Leelanau County Teen Driver Crashes

Crash Casualty Severity	Crash Casualties	Crash Costs
Fatal	0	\$0
Serious Injury	1	\$487,390
Moderate Injury	7	\$944,603
Minor Injury	10	\$672,003
Property Damage Only	79	\$343,448
Total	97	\$2,447,444
Average cost of crash casualty		\$25,231

Crash Casualties



Crash Costs



Costs of Teen Driver Crashes in Leelanau County (2015 dollars)						
	Fatal	Serious Injury	Moderate Injury	Minor Injury	Property Damage Only	Total
Medical Care	\$0	\$26,332	\$44,069	\$57,395	\$20,558	\$148,354
Future Earnings (Lost Wages)	\$0	\$40,208	\$81,367	\$86,529	\$23,530	\$231,633
Public Services	\$0	\$174	\$536	\$580	\$1,731	\$3,020
Adjudication & Sanctioning	\$0	\$8,538	\$11,765	\$11,226	\$1,397	\$32,926
Property Damage & Loss	\$0	\$6,390	\$27,348	\$38,317	\$213,281	\$285,336
Subtotal (Monetary Cost)	\$0	\$81,643	\$165,084	\$194,046	\$260,497	\$701,270
Quality of Life	\$0	\$405,747	\$779,519	\$477,957	\$82,950	\$1,746,174
Total (Comprehensive Cost)	\$0	\$487,390	\$944,603	\$672,003	\$343,448	\$2,447,444

Leelanau County Motorcycle Crashes

Injury Severity	Motorcyclist Crash Victims	Motorcyclist Victim Costs
Fatal	1	\$8,815,923
Serious Injury	3	\$1,532,660
Moderate Injury	2	\$237,619
Minor Injury	3	\$335,923
Property Damage Only	3	\$11,958
Total	12	\$10,934,083
Average cost of crash casualty \$911,174		

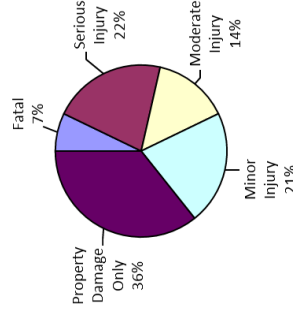
Injury Severity	Non-motorcyclist Crash Victims	Non-motorcyclist Victim Costs
Fatal	0	\$0
Serious Injury	0	\$0
Moderate Injury	0	\$0
Minor Injury	0	\$0
Property Damage Only	2	\$5,669
Total	2	\$5,669
Average cost of crash casualty \$2,834		

Motorcyclist Victim Costs in Motorcycle Crashes in Leelanau County (2015 dollars)						
	Fatal	Serious Injury	Moderate Injury	Minor Injury	Property Damage Only	Total
Medical Care	\$11,931	\$125,334	\$18,073	\$25,818	\$415	\$181,571
Future Earnings (Lost Wages)	\$1,209,483	\$183,683	\$30,479	\$42,525	\$658	\$1,466,827
Public Services	\$788	\$1,061	\$345	\$493	\$181	\$2,867
Adjudication & Sanctioning	\$106,257	\$28,506	\$5,341	\$7,488	\$557	\$148,149
Property Damage & Loss	\$12,951	\$29,568	\$15,679	\$22,701	\$7,011	\$87,910
Subtotal (Monetary Cost)	\$1,341,410	\$368,150	\$69,918	\$99,025	\$8,621	\$1,887,325
Quality of Life	\$7,474,513	\$1,164,509	\$167,701	\$236,898	\$3,137	\$9,046,759
Total (Comprehensive Cost)	\$8,815,923	\$1,532,660	\$237,619	\$335,923	\$11,958	\$10,934,083

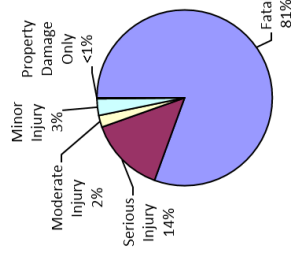
Non-motorcyclist Victim Costs in Motorcycle Crashes in Leelanau County (2015 dollars)						
	Fatal	Serious Injury	Moderate Injury	Minor Injury	Property Damage Only	Total
Medical Care	\$0	\$0	\$0	\$0	\$0	\$0
Future Earnings (Lost Wages)	\$0	\$0	\$0	\$0	\$177	\$177
Public Services	\$0	\$0	\$0	\$0	\$42	\$42
Adjudication & Sanctioning	\$0	\$0	\$0	\$0	\$0	\$0
Property Damage & Loss	\$0	\$0	\$0	\$0	\$5,450	\$5,450
Subtotal (Monetary Cost)	\$0	\$0	\$0	\$0	\$5,669	\$5,669
Quality of Life	\$0	\$0	\$0	\$0	\$0	\$0
Total (Comprehensive Cost)	\$0	\$0	\$0	\$0	\$5,669	\$5,669

Costs of Motorcycle Crashes in Leelanau County (2015 dollars)						
	Fatal	Serious Injury	Moderate Injury	Minor Injury	Property Damage Only	Total
Medical Care	\$11,931	\$125,334	\$18,073	\$25,818	\$415	\$181,571
Future Earnings (Lost Wages)	\$1,209,483	\$183,683	\$30,479	\$42,525	\$654	\$1,467,004
Public Services	\$788	\$1,061	\$345	\$493	\$222	\$2,909
Adjudication & Sanctioning	\$106,257	\$28,506	\$5,341	\$7,488	\$557	\$148,149
Property Damage & Loss	\$12,951	\$29,568	\$15,679	\$22,701	\$12,461	\$93,360
Subtotal (Monetary Cost)	\$1,341,410	\$368,150	\$69,918	\$99,025	\$14,490	\$1,892,993
Quality of Life	\$7,474,513	\$1,164,509	\$167,701	\$236,898	\$3,137	\$9,046,759
Total (Comprehensive Cost)	\$8,815,923	\$1,532,660	\$237,619	\$335,923	\$17,627	\$10,939,752

Motorcycle Crash Casualties



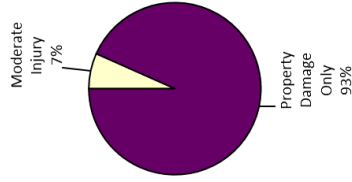
Motorcycle Crash Costs



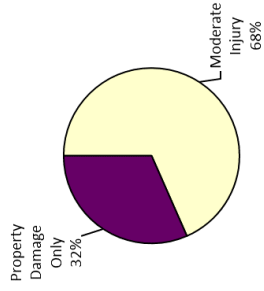
Leelanau County Medium/Large Truck Crashes

Crash Casualty Severity	Crash Casualties	Crash Costs
Fatal	0	\$0
Serious Injury	0	\$0
Moderate Injury	1	\$275,031
Minor Injury	0	\$0
Property Damage Only	14	\$126,980
Total	15	\$402,011
Average cost of crash casualty		\$26,801

Crash Casualties



Crash Costs



Costs of Medium/Large Truck Crashes in Leelanau County (2015 dollars)						
	Fatal	Serious Injury	Moderate Injury	Minor Injury	Property Damage Only	Total
Medical Care	\$0	\$0	\$17,805	\$0	\$5,236	\$23,041
Future Earnings (Lost Wages)	\$0	\$0	\$51,044	\$0	\$38,220	\$89,264
Public Services	\$0	\$0	\$176	\$0	\$658	\$834
Adjudication & Sanctioning	\$0	\$0	\$6,892	\$0	\$4,354	\$11,246
Property Damage & Loss	\$0	\$0	\$9,320	\$0	\$47,586	\$56,906
Subtotal (Monetary Cost)	\$0	\$0	\$85,237	\$0	\$96,054	\$181,291
Quality of Life	\$0	\$0	\$189,794	\$0	\$30,926	\$220,720
Total (Comprehensive Cost)	\$0	\$0	\$275,031	\$0	\$126,980	\$402,011

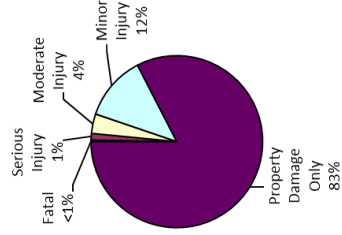
Lenawee County Traffic Crashes and Crime

Index Crime Category	Number of Index Crimes	Index Crime Costs
Murder	1	\$7,288,808
Rape	54	\$21,640,071
Aggravated Assault	108	\$3,394,517
Robbery	11	\$375,971
Larceny	545	\$2,228,447
Burglary	235	\$1,047,929
Motor Vehicle Theft	38	\$347,163
Total	992	\$36,322,905
Average cost of index crime		\$36,616

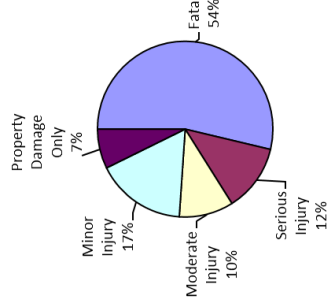
Traffic Crash Casualty Severity	Traffic Crash Casualties	Traffic Crash Costs
Fatal	11	\$97,629,305
Serious Injury	46	\$22,419,933
Moderate Injury	135	\$18,217,338
Minor Injury	450	\$30,240,139
Property Damage Only	3,042	\$13,224,918
Total	3,684	\$181,731,633
Average cost of traffic crash casualty		\$49,330

Costs of Traffic Crashes in Lenawee County (2015 dollars)						
	Fatal	Serious Injury	Moderate Injury	Minor Injury	Property Damage Only	Total
Medical Care	\$131,238	\$1,211,285	\$949,895	\$2,862,798	\$791,627	\$5,866,804
Future Earnings (Lost Wages)	\$13,241,075	\$1,849,559	\$1,569,215	\$3,893,799	\$906,050	\$21,459,697
Public Services	\$9,900	\$8,010	\$10,338	\$26,087	\$66,640	\$120,975
Adjudication & Sanctioning	\$1,168,820	\$392,767	\$226,895	\$505,148	\$53,804	\$2,347,433
Property Damage & Loss	\$254,679	\$293,935	\$527,421	\$1,724,272	\$8,212,679	\$11,012,985
Subtotal (Monetary Cost)	\$14,805,712	\$3,755,556	\$3,183,763	\$8,732,064	\$10,030,799	\$40,507,895
Quality of Life	\$82,823,593	\$18,664,377	\$15,033,575	\$21,508,074	\$3,194,119	\$141,223,738
Total (Comprehensive Cost)	\$97,629,305	\$22,419,933	\$18,217,338	\$30,240,139	\$13,224,918	\$181,731,633

Traffic Crash Casualties

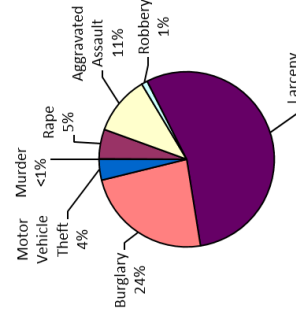


Traffic Crash Costs

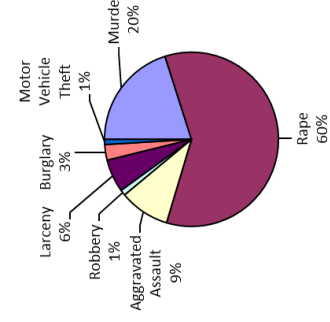


Costs of Index Crimes in Lenawee County (2015 dollars)								
	Murder	Rape	Aggravated Assault	Robbery	Larceny	Burglary	Motor Vehicle Theft	Total
Medical Care	\$27,738	\$485,053	\$167,196	\$16,878	\$0	\$0	\$0	\$696,825
Future Earnings (Lost Wages)	\$918,589	\$302,649	\$118,147	\$17,394	\$14,306	\$7,768	\$3,768	\$1,382,600
Public Services	\$2,846	\$42,567	\$36,101	\$4,445	\$240,331	\$105,451	\$10,212	\$441,953
Adjudication & Sanctioning	\$394,370	\$1,329,759	\$1,278,739	\$62,075	\$1,109,946	\$182,418	\$67,417	\$4,424,724
Property Damage and Loss	\$175	\$8,460	\$7,544	\$12,546	\$509,010	\$801,229	\$243,543	\$1,382,506
Subtotal (Monetary Cost)	\$1,343,697	\$2,168,488	\$1,607,686	\$113,338	\$1,873,992	\$896,865	\$324,940	\$6,328,607
Quality of Life	\$5,945,111	\$19,471,583	\$1,786,830	\$262,634	\$354,854	\$151,063	\$22,223	\$27,994,298
Total (Comprehensive Costs)	\$7,288,808	\$21,640,071	\$3,394,517	\$375,971	\$2,228,447	\$1,047,929	\$347,163	\$36,322,905

Index Crimes



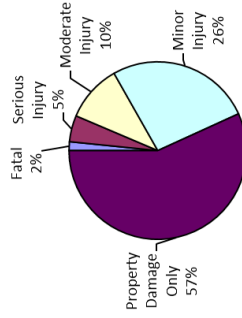
Index Crime Costs



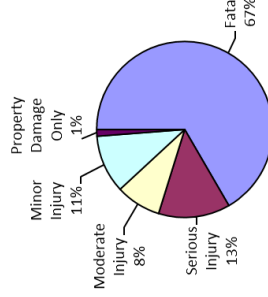
Lenawee County Alcohol-Involved Crashes

Crash Casualty Severity	Crash Casualties	Crash Costs
Fatal	2	\$17,750,783
Serious Injury	6	\$3,508,545
Moderate Injury	13	\$2,216,372
Minor Injury	33	\$2,840,458
Property Damage Only	71	\$325,065
Total	125	\$26,641,222
Average cost of crash casualty		\$213,130

Crash Casualties



Crash Costs

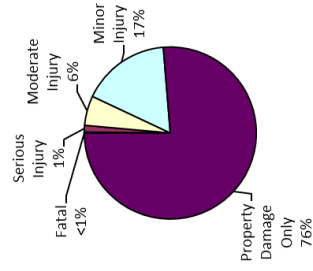


Costs of Alcohol-Involved Crashes in Lenawee County (2015 dollars)						
	Fatal	Serious Injury	Moderate Injury	Minor Injury	Property Damage Only	Total
Medical Care	\$23,861	\$328,379	\$179,665	\$348,645	\$21,774	\$902,325
Future Earnings (Lost Wages)	\$2,407,468	\$508,337	\$332,597	\$524,526	\$24,251	\$3,797,179
Public Services	\$1,800	\$2,334	\$2,256	\$3,626	\$2,059	\$12,075
Adjudication & Sanctioning	\$212,513	\$77,373	\$45,580	\$71,747	\$3,407	\$410,620
Property Damage & Loss	\$46,305	\$67,738	\$96,818	\$206,797	\$194,564	\$612,221
Subtotal (Monetary Cost)	\$2,691,948	\$984,163	\$656,916	\$1,155,340	\$246,054	\$5,734,420
Quality of Life	\$15,058,835	\$2,524,382	\$1,559,455	\$1,685,118	\$79,012	\$20,906,802
Total (Comprehensive Cost)	\$17,750,783	\$3,508,545	\$2,216,372	\$2,840,458	\$325,065	\$26,641,222

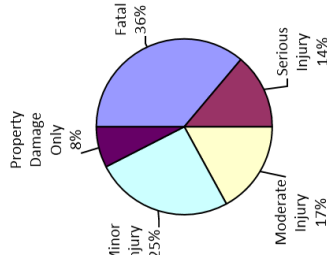
Lenawee County Teen Driver Crashes

Crash Casualty Severity	Crash Casualties	Crash Costs
Fatal	1	\$8,875,391
Serious Injury	7	\$3,411,729
Moderate Injury	31	\$4,183,241
Minor Injury	93	\$6,249,629
Property Damage Only	425	\$1,847,663
Total	557	\$24,567,652
Average cost of crash casualty		\$44,107

Crash Casualties



Crash Costs



Costs of Teen Driver Crashes in Lenawee County (2015 dollars)

	Fatal	Serious Injury	Moderate Injury	Minor Injury	Property Damage Only	Total
Medical Care	\$11,931	\$184,326	\$195,161	\$533,770	\$110,599	\$1,035,787
Future Earnings (Lost Wages)	\$1,203,734	\$281,455	\$360,338	\$804,718	\$126,585	\$2,776,830
Public Services	\$900	\$1,219	\$2,374	\$5,391	\$9,310	\$19,194
Adjudication & Sanctioning	\$106,256	\$59,769	\$52,102	\$104,397	\$7,517	\$330,041
Property Damage & Loss	\$23,153	\$44,729	\$121,111	\$356,350	\$1,147,399	\$1,692,742
Subtotal (Monetary Cost)	\$1,345,974	\$571,498	\$731,086	\$1,804,627	\$1,401,410	\$5,854,595
Quality of Life	\$7,529,418	\$2,840,231	\$3,452,154	\$4,445,002	\$446,253	\$18,713,058
Total (Comprehensive Cost)	\$8,875,391	\$3,411,729	\$4,183,241	\$6,249,629	\$1,847,663	\$24,567,652

Lenawee County Motorcycle Crashes

Injury Severity	Motorcyclist Crash Victims	Motorcyclist Victim Costs
Fatal	1	\$8,815,923
Serious Injury	6	\$3,065,319
Moderate Injury	16	\$1,900,952
Minor Injury	14	\$1,567,642
Property Damage Only	16	\$63,777
Total	53	\$15,413,613
Average cost of crash casualty		\$290,823

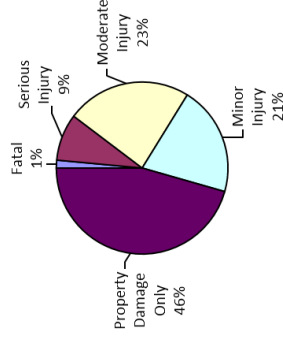
Injury Severity	Non-motorcyclist Crash Victims	Non-motorcyclist Victim Costs
Fatal	0	\$0
Serious Injury	0	\$0
Moderate Injury	0	\$0
Minor Injury	0	\$0
Property Damage Only	15	\$42,516
Total	15	\$42,516
Average cost of crash casualty		\$2,834

Motorcyclist Victim Costs in Motorcycle Crashes in Lenawee County (2015 dollars)						
	Fatal	Serious Injury	Moderate Injury	Minor Injury	Property Damage Only	Total
Medical Care	\$11,931	\$250,667	\$144,588	\$120,486	\$2,214	\$529,885
Future Earnings (Lost Wages)	\$1,209,483	\$367,366	\$243,894	\$198,449	\$3,507	\$2,022,699
Public Services	\$788	\$2,121	\$2,762	\$2,298	\$963	\$8,933
Adjudication & Sanctioning	\$106,257	\$57,011	\$42,732	\$34,945	\$2,970	\$243,915
Property Damage & Loss	\$12,951	\$59,135	\$125,429	\$105,940	\$37,390	\$340,846
Subtotal (Monetary Cost)	\$1,341,410	\$736,301	\$559,345	\$462,119	\$47,044	\$3,146,218
Quality of Life	\$7,474,513	\$2,329,018	\$1,341,607	\$1,105,524	\$16,733	\$12,267,395
Total (Comprehensive Cost)	\$8,815,923	\$3,065,319	\$1,900,952	\$1,567,642	\$63,777	\$15,413,613

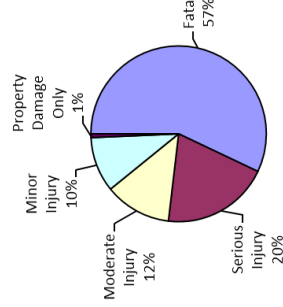
Non-motorcyclist Victim Costs in Motorcycle Crashes in Lenawee County (2015 dollars)						
	Fatal	Serious Injury	Moderate Injury	Minor Injury	Property Damage Only	Total
Medical Care	\$0	\$0	\$0	\$0	\$0	\$0
Future Earnings (Lost Wages)	\$0	\$0	\$0	\$0	\$1,327	\$1,327
Public Services	\$0	\$0	\$0	\$0	\$314	\$314
Adjudication & Sanctioning	\$0	\$0	\$0	\$0	\$0	\$0
Property Damage & Loss	\$0	\$0	\$0	\$0	\$40,875	\$40,875
Subtotal (Monetary Cost)	\$0	\$0	\$0	\$0	\$42,516	\$42,516
Quality of Life	\$0	\$0	\$0	\$0	\$0	\$0
Total (Comprehensive Cost)	\$0	\$0	\$0	\$0	\$42,516	\$42,516

Costs of Motorcycle Crashes in Lenawee County (2015 dollars)						
	Fatal	Serious Injury	Moderate Injury	Minor Injury	Property Damage Only	Total
Medical Care	\$11,931	\$250,667	\$144,588	\$120,486	\$2,214	\$529,885
Future Earnings (Lost Wages)	\$1,209,483	\$367,366	\$243,894	\$198,449	\$4,834	\$2,023,967
Public Services	\$788	\$2,121	\$2,762	\$2,298	\$1,277	\$9,247
Adjudication & Sanctioning	\$106,257	\$57,011	\$42,732	\$34,945	\$2,970	\$243,915
Property Damage & Loss	\$12,951	\$59,135	\$125,429	\$105,940	\$78,265	\$381,721
Subtotal (Monetary Cost)	\$1,341,410	\$736,301	\$559,345	\$462,119	\$89,560	\$3,188,734
Quality of Life	\$7,474,513	\$2,329,018	\$1,341,607	\$1,105,524	\$16,733	\$12,267,395
Total (Comprehensive Cost)	\$8,815,923	\$3,065,319	\$1,900,952	\$1,567,642	\$106,293	\$15,456,129

Motorcycle Crash Casualties



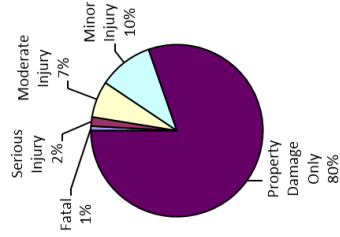
Motorcycle Crash Costs



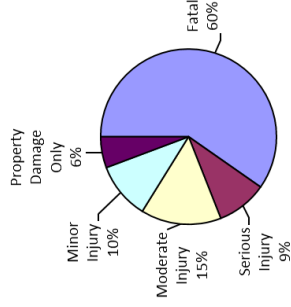
Lenawee County Medium/Large Truck Crashes

Crash Casualty Severity	Crash Casualties	Crash Costs
Fatal	1	\$8,883,936
Serious Injury	2	\$1,385,254
Moderate Injury	8	\$2,200,248
Minor Injury	12	\$1,554,048
Property Damage Only	94	\$852,580
Total	117	\$14,876,066
Average cost of crash casualty		\$127,146

Crash Casualties



Crash Costs



Costs of Medium/Large Truck Crashes in Lenawee County (2015 dollars)						
	Fatal	Serious Injury	Moderate Injury	Minor Injury	Property Damage Only	Total
Medical Care	\$11,931	\$83,494	\$142,440	\$97,980	\$35,156	\$371,001
Future Earnings (Lost Wages)	\$1,203,734	\$238,468	\$408,352	\$261,456	\$256,620	\$2,368,630
Public Services	\$900	\$644	\$1,408	\$2,316	\$4,418	\$9,686
Adjudication & Sanctioning	\$106,256	\$32,232	\$55,136	\$35,988	\$29,234	\$258,846
Property Damage & Loss	\$31,697	\$25,110	\$74,560	\$80,508	\$319,506	\$531,381
Subtotal (Monetary Cost)	\$1,354,518	\$379,948	\$681,896	\$478,248	\$644,934	\$3,539,544
Quality of Life	\$7,529,418	\$1,005,306	\$1,518,352	\$1,075,800	\$207,646	\$11,336,522
Total (Comprehensive Cost)	\$8,883,936	\$1,385,254	\$2,200,248	\$1,554,048	\$852,580	\$14,876,066

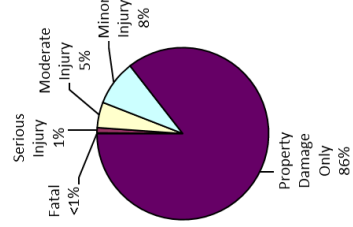
Livingston County Traffic Crashes and Crime

Index Crime Category	Number of Index Crimes	Index Crime Costs
Murder	0	\$0
Rape	71	\$28,452,685
Aggravated Assault	89	\$2,797,333
Robbery	8	\$273,434
Larceny	673	\$2,751,825
Burglary	192	\$856,180
Motor Vehicle Theft	62	\$566,424
Total	1,095	\$35,697,882
Average cost of index crime		\$32,601

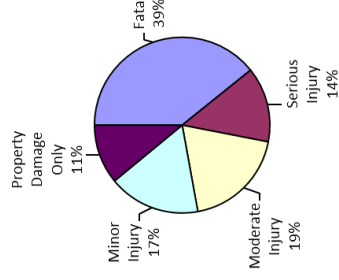
Traffic Crash Casualty Severity	Traffic Crash Casualties	Traffic Crash Costs
Fatal	12	\$106,504,697
Serious Injury	77	\$37,529,018
Moderate Injury	384	\$51,818,205
Minor Injury	683	\$45,897,810
Property Damage Only	6,840	\$29,736,503
Total	7,996	\$271,486,233
Average cost of traffic crash casualty		\$33,953

Costs of Traffic Crashes in Livingston County (2015 dollars)						Total
	Fatal	Serious Injury	Moderate Injury	Minor Injury	Property Damage Only	
Medical Care	\$143,169	\$2,027,586	\$2,417,478	\$3,820,063	\$1,719,991	\$10,286,277
Future Earnings (Lost Wages)	\$14,444,809	\$3,096,000	\$4,463,546	\$5,909,922	\$2,037,271	\$29,951,548
Public Services	\$10,800	\$13,409	\$29,404	\$149,841	\$149,841	\$243,049
Adjudication & Sanctioning	\$1,275,076	\$657,457	\$645,390	\$766,702	\$120,980	\$3,465,605
Property Damage & Loss	\$277,832	\$492,021	\$1,500,219	\$2,617,062	\$18,466,378	\$23,353,511
Subtotal (Monetary Cost)	\$16,151,686	\$6,286,474	\$9,086,037	\$13,253,333	\$22,854,460	\$67,301,990
Quality of Life	\$80,353,011	\$31,242,544	\$42,762,168	\$32,644,477	\$7,182,042	\$204,184,242
Total (Comprehensive Cost)	\$106,504,697	\$37,529,018	\$51,818,205	\$45,897,810	\$29,736,503	\$271,486,233

Traffic Crash Casualties

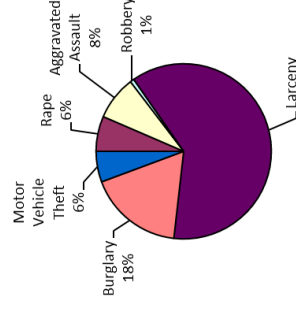


Traffic Crash Costs

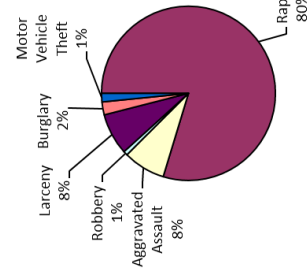


Costs of Index Crimes in Livingston County (2015 dollars)							Total
	Murder	Rape	Aggravated Assault	Robbery	Larceny	Burglary	Motor Vehicle Theft
Medical Care	\$0	\$637,755	\$137,749	\$12,275	\$0	\$0	\$0
Future Earnings (Lost Wages)	\$0	\$397,928	\$97,362	\$12,650	\$17,665	\$6,346	\$6,148
Public Services	\$0	\$55,968	\$29,750	\$3,233	\$296,776	\$86,155	\$16,662
Adjudication & Sanctioning	\$0	\$1,748,387	\$1,053,776	\$45,145	\$1,370,630	\$149,039	\$109,996
Property Damage & Loss	\$0	\$11,123	\$6,216	\$9,124	\$628,558	\$491,217	\$397,360
Subtotal (Monetary Cost)	\$0	\$2,851,160	\$1,524,853	\$82,427	\$2,313,629	\$732,158	\$530,166
Quality of Life	\$0	\$25,601,525	\$1,472,481	\$191,006	\$438,196	\$123,422	\$36,258
Total (Comprehensive Costs)	\$0	\$28,452,685	\$2,797,333	\$273,434	\$2,751,825	\$856,180	\$566,424

Index Crimes



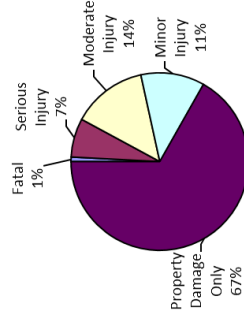
Index Crime Costs



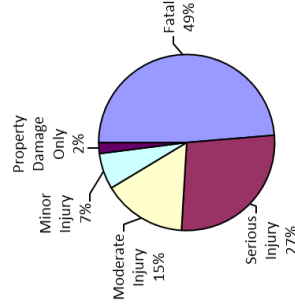
Livingston County Alcohol-Involved Crashes

Crash Casualty Severity	Crash Casualties	Crash Costs
Fatal	2	\$17,750,783
Serious Injury	17	\$9,940,876
Moderate Injury	33	\$5,626,174
Minor Injury	28	\$2,410,086
Property Damage Only	161	\$737,120
Total	241	\$36,465,038
Average cost of crash casualty		\$151,307

Crash Casualties



Crash Costs

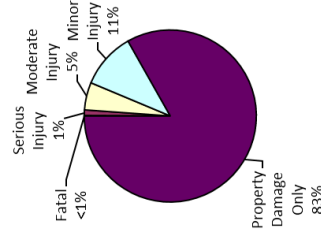


Costs of Alcohol-Involved Crashes in Livingston County (2015 dollars)						
	Fatal	Serious Injury	Moderate Injury	Minor Injury	Property Damage Only	Total
Medical Care	\$23,861	\$930,408	\$456,073	\$295,820	\$49,375	\$1,755,538
Future Earnings (Lost Wages)	\$2,407,468	\$1,440,289	\$844,285	\$445,052	\$54,991	\$5,192,085
Public Services	\$1,800	\$6,614	\$5,727	\$3,076	\$4,668	\$21,886
Adjudication & Sanctioning	\$212,513	\$219,225	\$115,704	\$60,876	\$7,725	\$616,042
Property Damage & Loss	\$46,305	\$191,924	\$245,768	\$175,464	\$441,193	\$1,100,654
Subtotal (Monetary Cost)	\$2,691,948	\$2,788,461	\$1,667,557	\$980,288	\$557,952	\$8,686,206
Quality of Life	\$15,058,835	\$7,152,416	\$3,958,617	\$1,429,797	\$179,167	\$27,778,833
Total (Comprehensive Cost)	\$17,750,783	\$9,940,876	\$5,626,174	\$2,410,086	\$737,120	\$36,465,038

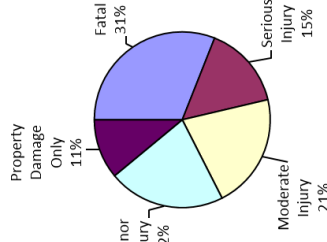
Livingston County Teen Driver Crashes

Crash Casualty Severity	Crash Casualties	Crash Costs
Fatal	2	\$17,750,783
Serious Injury	18	\$8,773,017
Moderate Injury	90	\$12,144,892
Minor Injury	183	\$12,297,656
Property Damage Only	1,449	\$6,299,443
Total	1,742	\$57,265,791
Average cost of crash casualty		\$32,874

Crash Casualties



Crash Costs



Costs of Teen Driver Crashes in Livingston County (2015 dollars)

	Fatal	Serious Injury	Moderate Injury	Minor Injury	Property Damage Only	Total
Medical Care	\$23,861	\$473,981	\$566,596	\$1,050,322	\$377,077	\$2,491,838
Future Earnings (Lost Wages)	\$2,407,468	\$723,740	\$1,046,144	\$1,583,478	\$431,580	\$6,192,410
Public Services	\$1,800	\$3,135	\$6,892	\$10,609	\$31,743	\$54,178
Adjudication & Sanctioning	\$212,513	\$153,691	\$151,263	\$205,427	\$25,629	\$748,523
Property Damage & Loss	\$46,305	\$115,018	\$351,614	\$701,204	\$3,911,956	\$5,126,097
Subtotal (Monetary Cost)	\$2,691,948	\$1,469,565	\$2,122,509	\$3,551,040	\$4,777,984	\$14,613,046
Quality of Life	\$15,058,835	\$7,303,452	\$10,022,383	\$8,746,617	\$1,521,459	\$42,652,746
Total (Comprehensive Cost)	\$17,750,783	\$8,773,017	\$12,144,892	\$12,297,656	\$6,299,443	\$57,265,791

Livingston County Motorcycle Crashes

Injury Severity	Motorcyclist Crash Victims	Motorcyclist Victim Costs
Fatal	5	\$44,079,616
Serious Injury	4	\$2,043,546
Moderate Injury	29	\$3,445,475
Minor Injury	10	\$1,119,745
Property Damage Only	16	\$63,777
Total	64	\$50,752,158
Average cost of crash casualty		\$793,002

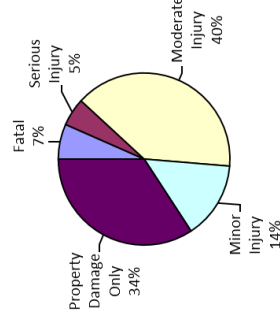
Injury Severity	Non-motorcyclist Crash Victims	Non-motorcyclist Victim Costs
Fatal	0	\$0
Serious Injury	0	\$0
Moderate Injury	1	\$134,943
Minor Injury	1	\$67,200
Property Damage Only	10	\$28,344
Total	12	\$230,488
Average cost of crash casualty		\$19,207

Motorcyclist Victim Costs in Motorcycle Crashes in Livingston County (2015 dollars)						
	Fatal	Serious Injury	Moderate Injury	Minor Injury	Property Damage Only	Total
Medical Care	\$59,654	\$167,111	\$262,065	\$86,061	\$2,214	\$577,106
Future Earnings (Lost Wages)	\$6,047,415	\$244,910	\$441,950	\$141,750	\$3,507	\$6,879,532
Public Services	\$3,941	\$1,414	\$5,005	\$1,642	\$963	\$12,966
Adjudication & Sanctioning	\$531,284	\$38,008	\$77,451	\$24,961	\$2,970	\$674,673
Property Damage & Loss	\$64,756	\$39,423	\$227,341	\$75,671	\$37,300	\$444,582
Subtotal (Monetary Cost)	\$6,707,050	\$490,867	\$1,013,812	\$330,085	\$47,044	\$8,588,858
Quality of Life	\$37,372,567	\$1,552,679	\$2,431,662	\$789,660	\$16,733	\$42,163,300
Total (Comprehensive Cost)	\$44,079,616	\$2,043,546	\$3,445,475	\$1,119,745	\$63,777	\$50,752,158

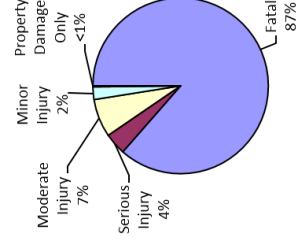
Non-motorcyclist Victim Costs in Motorcycle Crashes in Livingston County (2015 dollars)						
	Fatal	Serious Injury	Moderate Injury	Minor Injury	Property Damage Only	Total
Medical Care	\$0	\$0	\$6,296	\$5,739	\$0	\$12,035
Future Earnings (Lost Wages)	\$0	\$0	\$11,624	\$8,653	\$885	\$21,161
Public Services	\$0	\$0	\$77	\$58	\$210	\$344
Adjudication & Sanctioning	\$0	\$0	\$1,681	\$1,123	\$0	\$2,803
Property Damage & Loss	\$0	\$0	\$3,907	\$3,832	\$27,250	\$34,989
Subtotal (Monetary Cost)	\$0	\$0	\$23,583	\$19,405	\$28,344	\$71,332
Quality of Life	\$0	\$0	\$11,360	\$47,796	\$0	\$159,156
Total (Comprehensive Cost)	\$0	\$0	\$134,943	\$67,200	\$28,344	\$230,488

Costs of Motorcycle Crashes in Livingston County (2015 dollars)						
	Fatal	Serious Injury	Moderate Injury	Minor Injury	Property Damage Only	Total
Medical Care	\$59,654	\$167,111	\$268,361	\$91,801	\$2,214	\$589,140
Future Earnings (Lost Wages)	\$6,047,415	\$244,910	\$453,574	\$150,402	\$4,392	\$6,900,693
Public Services	\$3,941	\$1,414	\$5,092	\$1,700	\$1,172	\$13,310
Adjudication & Sanctioning	\$531,284	\$38,008	\$79,132	\$26,083	\$2,970	\$677,476
Property Damage & Loss	\$64,756	\$39,423	\$231,247	\$79,503	\$64,640	\$479,570
Subtotal (Monetary Cost)	\$6,707,050	\$490,867	\$1,037,396	\$349,489	\$75,388	\$8,660,190
Quality of Life	\$37,372,567	\$1,552,679	\$2,543,022	\$837,455	\$16,733	\$42,322,456
Total (Comprehensive Cost)	\$44,079,616	\$2,043,546	\$3,580,418	\$1,186,945	\$92,121	\$50,982,646

Motorcycle Crash Casualties



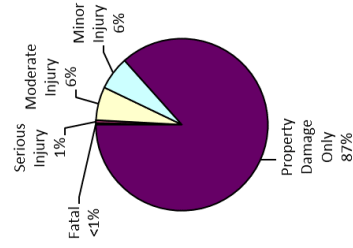
Motorcycle Crash Costs



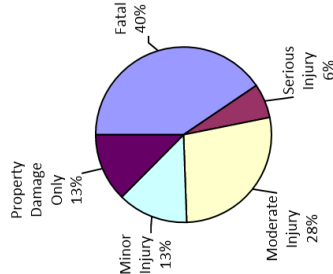
Livingston County Medium/Large Truck Crashes

Crash Casualty Severity	Crash Casualties	Crash Costs
Fatal	1	\$8,883,936
Serious Injury	2	\$1,385,254
Moderate Injury	22	\$6,050,682
Minor Injury	22	\$2,849,088
Property Damage Only	304	\$2,757,280
Total	351	\$21,926,240
Average cost of crash casualty		\$62,468

Crash Casualties



Crash Costs

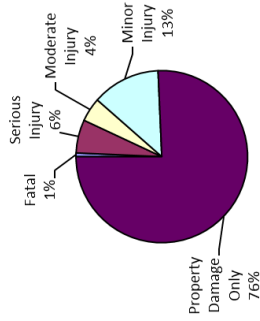


Costs of Medium/Large Truck Crashes in Livingston County (2015 dollars)						
	Fatal	Serious Injury	Moderate Injury	Minor Injury	Property Damage Only	Total
Medical Care	\$11,931	\$83,494	\$391,710	\$179,630	\$113,696	\$780,461
Future Earnings (Lost Wages)	\$1,203,734	\$238,468	\$1,122,968	\$479,336	\$829,920	\$3,874,426
Public Services	\$900	\$644	\$3,872	\$4,246	\$14,288	\$23,950
Adjudication & Sanctioning	\$106,256	\$32,232	\$151,624	\$65,978	\$94,544	\$450,634
Property Damage & Loss	\$31,697	\$25,110	\$205,040	\$147,598	\$1,033,296	\$1,442,741
Subtotal (Monetary Cost)	\$1,354,518	\$379,948	\$1,875,214	\$876,788	\$2,085,744	\$6,572,212
Quality of Life	\$7,529,418	\$1,005,306	\$4,175,468	\$1,972,300	\$671,536	\$15,354,028
Total (Comprehensive Cost)	\$8,883,936	\$1,385,254	\$6,050,682	\$2,849,088	\$2,757,280	\$21,926,240

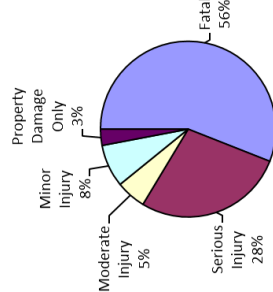
Luce County Traffic Crashes and Crime

Traffic Crash Casualty Severity	Traffic Crash Casualties	Traffic Crash Costs
Fatal	2	\$17,750,783
Serious Injury	18	\$8,773,017
Moderate Injury	13	\$1,754,262
Minor Injury	37	\$2,486,411
Property Damage Only	218	\$947,742
Total	288	\$31,712,216
Average cost of traffic crash casualty		\$110,112

Traffic Crash Casualties



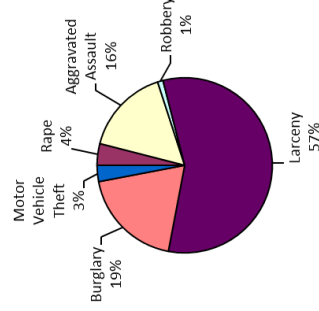
Traffic Crash Costs



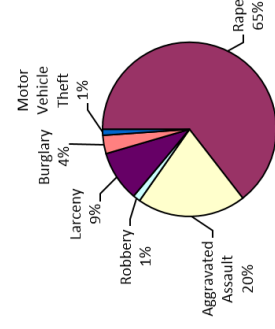
Costs of Traffic Crashes in Luce County (2015 dollars)						
	Fatal	Serious Injury	Moderate Injury	Minor Injury	Property Damage Only	Total
Medical Care	\$23,861	\$473,981	\$81,842	\$212,360	\$56,731	\$848,775
Future Earnings (Lost Wages)	\$2,407,468	\$723,740	\$151,110	\$320,157	\$64,931	\$3,667,405
Public Services	\$1,800	\$3,135	\$995	\$2,145	\$4,776	\$12,851
Adjudication & Sanctioning	\$212,513	\$153,691	\$21,849	\$41,534	\$3,856	\$433,443
Property Damage & Loss	\$46,305	\$115,018	\$20,789	\$141,773	\$89,548	\$942,434
Subtotal (Monetary Cost)	\$2,691,948	\$1,469,565	\$306,685	\$717,970	\$116,841	\$5,904,908
Quality of Life	\$15,058,835	\$7,303,452	\$1,447,678	\$1,768,442	\$228,901	\$25,807,308
Total (Comprehensive Cost)	\$17,750,783	\$8,773,017	\$1,754,262	\$2,486,411	\$947,742	\$31,712,216

Index Crime Category	Number of Index Crimes	Index Crime Costs
Murder	0	\$0
Rape	4	\$1,602,968
Aggravated Assault	16	\$502,891
Robbery	1	\$34,179
Larceny	57	\$233,067
Burglary	19	\$84,726
Motor Vehicle Theft	3	\$27,408
Total	100	\$2,485,239
Average cost of index crime		\$24,852

Index Crimes



Index Crime Costs

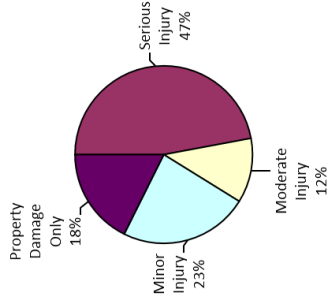


Costs of Index Crimes in Luce County (2015 dollars)								
	Murder	Rape	Aggravated Assault	Robbery	Larceny	Burglary	Motor Vehicle Theft	Total
Medical Care	\$0	\$35,930	\$24,764	\$1,554	\$0	\$0	\$0	\$62,228
Future Earnings (Lost Wages)	\$0	\$22,418	\$17,503	\$1,591	\$1,496	\$628	\$297	\$43,925
Public Services	\$0	\$3,153	\$5,348	\$404	\$25,136	\$8,528	\$606	\$43,373
Adjudication & Sanctioning	\$0	\$98,501	\$189,443	\$5,643	\$116,086	\$14,749	\$5,322	\$429,744
Property Damage and Loss	\$0	\$627	\$1,118	\$1,141	\$53,236	\$48,610	\$19,227	\$123,958
Subtotal (Monetary Cost)	\$0	\$160,629	\$238,176	\$10,303	\$195,994	\$72,913	\$25,653	\$703,227
Quality of Life	\$0	\$1,442,339	\$264,716	\$23,876	\$37,113	\$12,214	\$1,754	\$1,782,012
Total (Comprehensive Costs)	\$0	\$1,602,968	\$502,891	\$34,179	\$233,067	\$84,726	\$27,408	\$2,485,239

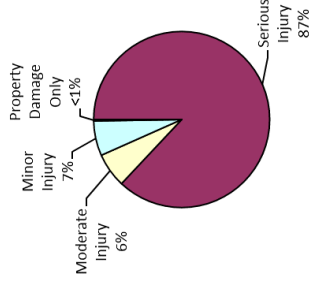
Luce County Alcohol-Involved Crashes

Crash Casualty Severity	Crash Casualties	Crash Costs
Fatal	0	\$0
Serious Injury	8	\$4,678,059
Moderate Injury	2	\$340,980
Minor Injury	4	\$344,298
Property Damage Only	3	\$13,735
Total	17	\$5,377,073
Average cost of crash casualty		\$316,298

Crash Casualties



Crash Costs

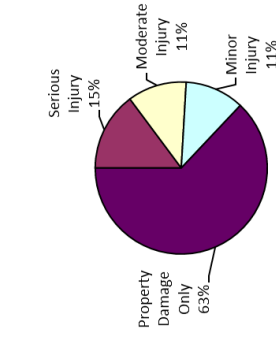


Costs of Alcohol-Involved Crashes in Luce County (2015 dollars)						
	Fatal	Serious Injury	Moderate Injury	Minor Injury	Property Damage Only	Total
Medical Care	\$0	\$437,839	\$27,641	\$42,260	\$920	\$508,660
Future Earnings (Lost Wages)	\$0	\$677,783	\$51,169	\$63,579	\$1,025	\$793,556
Public Services	\$0	\$3,113	\$347	\$439	\$87	\$3,986
Adjudication & Sanctioning	\$0	\$103,165	\$7,012	\$8,697	\$144	\$119,018
Property Damage & Loss	\$0	\$90,317	\$14,895	\$25,066	\$8,221	\$138,499
Subtotal (Monetary Cost)	\$0	\$1,312,217	\$101,064	\$140,041	\$10,397	\$1,563,719
Quality of Life	\$0	\$3,365,843	\$239,916	\$204,257	\$3,339	\$3,813,354
Total (Comprehensive Cost)	\$0	\$4,678,059	\$340,980	\$344,298	\$13,735	\$5,377,073

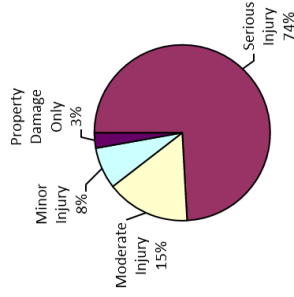
Luce County Teen Driver Crashes

Crash Casualty Severity	Crash Casualties	Crash Costs
Fatal	0	\$0
Serious Injury	4	\$1,949,559
Moderate Injury	3	\$404,830
Minor Injury	3	\$201,601
Property Damage Only	17	\$73,907
Total	27	\$2,629,897
Average cost of crash casualty		\$97,404

Crash Casualties



Crash Costs



Costs of Teen Driver Crashes in Luce County (2015 dollars)

	Fatal	Serious Injury	Moderate Injury	Minor Injury	Property Damage Only	Total
Medical Care	\$0	\$105,329	\$18,887	\$17,218	\$4,424	\$145,858
Future Earnings (Lost Wages)	\$0	\$160,831	\$34,871	\$25,959	\$5,063	\$226,725
Public Services	\$0	\$697	\$230	\$174	\$372	\$1,473
Adjudication & Sanctioning	\$0	\$34,154	\$5,042	\$3,368	\$301	\$42,864
Property Damage & Loss	\$0	\$25,560	\$11,720	\$11,495	\$45,896	\$94,671
Subtotal (Monetary Cost)	\$0	\$326,570	\$70,750	\$58,214	\$56,056	\$511,591
Quality of Life	\$0	\$1,622,989	\$334,079	\$143,387	\$17,850	\$2,118,306
Total (Comprehensive Cost)	\$0	\$1,949,559	\$404,830	\$201,601	\$73,907	\$2,629,897

Luce County Motorcycle Crashes

Injury Severity	Motorcyclist Crash Victims	Motorcyclist Victim Costs
Fatal	0	\$0
Serious Injury	0	\$0
Moderate Injury	0	\$0
Minor Injury	2	\$223,949
Property Damage Only	1	\$3,986
Total	3	\$227,935
Average cost of crash casualty		\$75,978

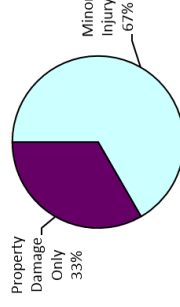
Injury Severity	Non-motorcyclist Crash Victims	Non-motorcyclist Victim Costs
Fatal	0	\$0
Serious Injury	0	\$0
Moderate Injury	0	\$0
Minor Injury	0	\$0
Property Damage Only	0	\$0
Total	0	\$0
Average cost of crash casualty		\$0

Motorcyclist Victim Costs in Motorcycle Crashes in Luce County (2015 dollars)						
	Fatal	Serious Injury	Moderate Injury	Minor Injury	Property Damage Only	Total
Medical Care	\$0	\$0	\$0	\$17,212	\$138	\$17,351
Future Earnings (Lost Wages)	\$0	\$0	\$0	\$28,350	\$219	\$28,569
Public Services	\$0	\$0	\$0	\$328	\$60	\$389
Adjudication & Sanctioning	\$0	\$0	\$0	\$4,992	\$186	\$5,178
Property Damage & Loss	\$0	\$0	\$0	\$15,134	\$2,337	\$17,471
Subtotal (Monetary Cost)	\$0	\$0	\$0	\$66,017	\$2,940	\$68,957
Quality of Life	\$0	\$0	\$0	\$157,932	\$1,046	\$158,978
Total (Comprehensive Cost)	\$0	\$0	\$0	\$223,949	\$3,986	\$227,935

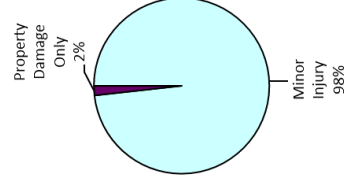
Non-motorcyclist Victim Costs in Motorcycle Crashes in Luce County (2015 dollars)						
	Fatal	Serious Injury	Moderate Injury	Minor Injury	Property Damage Only	Total
Medical Care	\$0	\$0	\$0	\$0	\$0	\$0
Future Earnings (Lost Wages)	\$0	\$0	\$0	\$0	\$0	\$0
Public Services	\$0	\$0	\$0	\$0	\$0	\$0
Adjudication & Sanctioning	\$0	\$0	\$0	\$0	\$0	\$0
Property Damage & Loss	\$0	\$0	\$0	\$0	\$0	\$0
Subtotal (Monetary Cost)	\$0	\$0	\$0	\$0	\$0	\$0
Quality of Life	\$0	\$0	\$0	\$0	\$0	\$0
Total (Comprehensive Cost)	\$0	\$0	\$0	\$0	\$0	\$0

Costs of Motorcycle Crashes in Luce County (2015 dollars)						
	Fatal	Serious Injury	Moderate Injury	Minor Injury	Property Damage Only	Total
Medical Care	\$0	\$0	\$0	\$17,212	\$138	\$17,351
Future Earnings (Lost Wages)	\$0	\$0	\$0	\$28,350	\$219	\$28,569
Public Services	\$0	\$0	\$0	\$328	\$60	\$389
Adjudication & Sanctioning	\$0	\$0	\$0	\$4,992	\$186	\$5,178
Property Damage & Loss	\$0	\$0	\$0	\$15,134	\$2,337	\$17,471
Subtotal (Monetary Cost)	\$0	\$0	\$0	\$66,017	\$2,940	\$68,957
Quality of Life	\$0	\$0	\$0	\$157,932	\$1,046	\$158,978
Total (Comprehensive Cost)	\$0	\$0	\$0	\$223,949	\$3,986	\$227,935

Motorcycle Crash Casualties



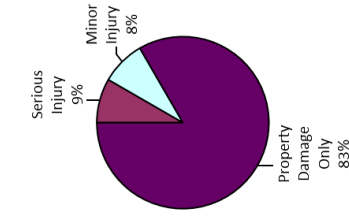
Motorcycle Crash Costs



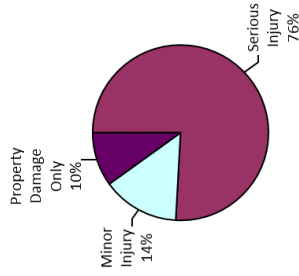
Luce County Medium/Large Truck Crashes

Crash Casualty Severity	Crash Casualties	Crash Costs
Fatal	0	\$0
Serious Injury	1	\$692,627
Moderate Injury	0	\$0
Minor Injury	1	\$129,504
Property Damage Only	10	\$90,700
Total	12	\$912,831
Average cost of crash casualty		\$76,069

Crash Casualties



Crash Costs



	Costs of Medium/Large Truck Crashes in Luce County (2015 dollars)					Total
	Fatal	Serious Injury	Moderate Injury	Minor Injury	Property Damage Only	
Medical Care	\$0	\$41,747	\$0	\$8,165	\$3,740	\$53,652
Future Earnings (Lost Wages)	\$0	\$119,234	\$0	\$21,788	\$27,300	\$168,322
Public Services	\$0	\$322	\$0	\$193	\$470	\$985
Adjudication & Sanctioning	\$0	\$16,116	\$0	\$2,999	\$3,110	\$22,225
Property Damage & Loss	\$0	\$12,555	\$0	\$6,709	\$33,990	\$53,254
Subtotal (Monetary Cost)	\$0	\$189,974	\$0	\$39,854	\$68,610	\$298,438
Quality of Life	\$0	\$502,653	\$0	\$89,650	\$22,090	\$614,393
Total (Comprehensive Cost)	\$0	\$692,627	\$0	\$129,504	\$90,700	\$912,831

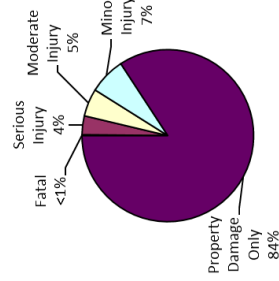
Mackinac County Traffic Crashes and Crime

Index Crime Category	Number of Index Crimes	Index Crime Costs
Murder	0	\$0
Rape	10	\$4,007,420
Aggravated Assault	9	\$282,876
Robbery	0	\$0
Larceny	283	\$1,157,157
Burglary	35	\$156,074
Motor Vehicle Theft	5	\$45,679
Total	342	\$5,649,208
Average cost of index crime		\$16,518

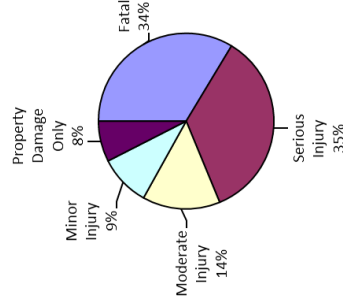
Traffic Crash Casualty Severity	Traffic Crash Casualties	Traffic Crash Costs
Fatal	1	\$8,875,391
Serious Injury	19	\$9,260,407
Moderate Injury	28	\$3,778,411
Minor Injury	37	\$2,486,411
Property Damage Only	454	\$1,973,739
Total	539	\$26,374,359
Average cost of traffic crash casualty		\$48,932

Costs of Traffic Crashes in Mackinac County (2015 dollars)						Total
	Fatal	Serious Injury	Moderate Injury	Minor Injury	Property Damage Only	
Medical Care	\$11,931	\$500,314	\$176,274	\$212,360	\$116,146	\$1,019,024
Future Earnings (Lost Wages)	\$1,203,734	\$763,948	\$325,467	\$320,157	\$135,222	\$2,748,528
Public Services	\$900	\$3,309	\$2,144	\$2,145	\$9,946	\$18,443
Adjudication & Sanctioning	\$106,256	\$162,230	\$47,060	\$41,534	\$6,030	\$365,110
Property Damage & Loss	\$23,153	\$121,408	\$109,391	\$141,773	\$1,225,682	\$1,621,417
Subtotal (Monetary Cost)	\$1,345,974	\$1,551,208	\$660,336	\$717,970	\$1,497,036	\$5,772,523
Quality of Life	\$7,529,418	\$7,709,199	\$3,118,075	\$1,768,442	\$476,703	\$20,601,836
Total (Comprehensive Cost)	\$8,875,391	\$9,260,407	\$3,778,411	\$2,486,411	\$1,973,739	\$26,374,359

Traffic Crash Casualties

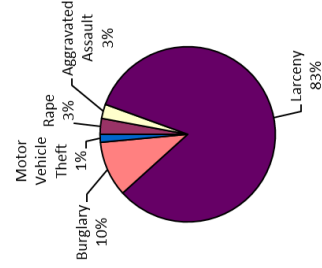


Traffic Crash Costs

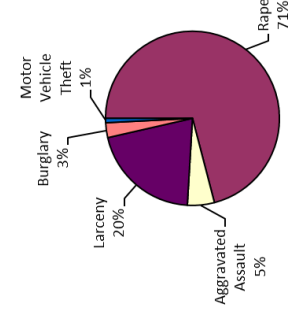


Costs of Index Crimes in Mackinac County (2015 dollars)								Total
	Murder	Rape	Aggravated Assault	Robbery	Larceny	Burglary	Motor Vehicle Theft	
Medical Care	\$0	\$69,825	\$13,930	\$0	\$0	\$0	\$0	\$103,754
Future Earnings (Lost Wages)	\$0	\$56,046	\$9,846	\$0	\$7,428	\$1,157	\$496	\$74,973
Public Services	\$0	\$7,883	\$3,008	\$0	\$124,796	\$15,705	\$1,344	\$152,736
Adjudication & Sanctioning	\$0	\$246,252	\$106,562	\$0	\$576,357	\$27,169	\$8,871	\$965,210
Property Damage and Loss	\$0	\$1,557	\$629	\$0	\$264,312	\$69,545	\$32,045	\$368,097
Subtotal (Monetary Cost)	\$0	\$401,572	\$133,974	\$0	\$972,893	\$133,976	\$42,755	\$1,664,770
Quality of Life	\$0	\$3,605,849	\$145,903	\$0	\$184,264	\$22,499	\$2,924	\$3,964,438
Total (Comprehensive Costs)	\$0	\$4,007,420	\$282,876	\$0	\$1,157,157	\$156,074	\$45,679	\$5,649,208

Index Crimes



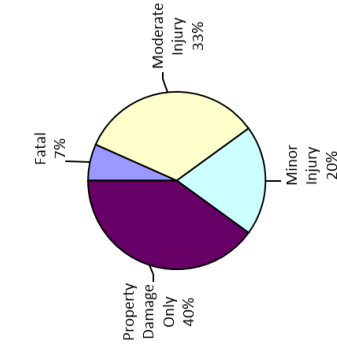
Index Crime Costs



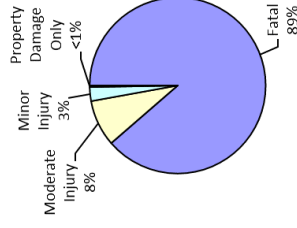
Mackinac County Alcohol-Involved Crashes

Crash Casualty Severity	Crash Casualties	Crash Costs
Fatal	1	\$8,875,391
Serious Injury	0	\$0
Moderate Injury	5	\$852,451
Minor Injury	3	\$258,223
Property Damage Only	6	\$27,470
Total	15	\$10,013,536
Average cost of crash casualty		\$667,569

Crash Casualties



Crash Costs

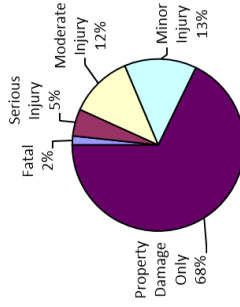


Costs of Alcohol-Involved Crashes in Mackinac County (2015 dollars)						
	Fatal	Serious Injury	Moderate Injury	Minor Injury	Property Damage Only	Total
Medical Care	\$11,931	\$0	\$69,102	\$31,695	\$1,840	\$114,568
Future Earnings (Lost Wages)	\$1,203,734	\$0	\$127,922	\$47,684	\$2,049	\$1,381,390
Public Services	\$900	\$0	\$868	\$330	\$174	\$2,271
Adjudication & Sanctioning	\$106,256	\$0	\$17,531	\$6,522	\$288	\$130,598
Property Damage & Loss	\$23,153	\$0	\$37,238	\$18,800	\$16,442	\$95,632
Subtotal (Monetary Cost)	\$1,345,974	\$0	\$252,660	\$105,031	\$20,793	\$1,724,458
Quality of Life	\$7,529,418	\$0	\$599,790	\$153,193	\$6,677	\$8,289,078
Total (Comprehensive Cost)	\$8,875,391	\$0	\$852,451	\$258,223	\$27,470	\$10,013,536

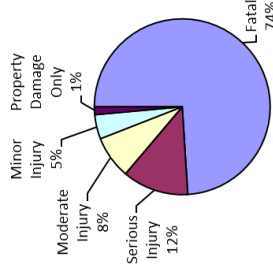
Mackinac County Teen Driver Crashes

Crash Casualty Severity	Crash Casualties	Crash Costs
Fatal	1	\$8,875,391
Serious Injury	3	\$1,462,170
Moderate Injury	7	\$944,603
Minor Injury	8	\$537,602
Property Damage Only	40	\$173,898
Total	59	\$11,993,664
Average cost of crash casualty		\$203,282

Crash Casualties



Crash Costs



Costs of Teen Driver Crashes in Mackinac County (2015 dollars)

	Fatal	Serious Injury	Moderate Injury	Minor Injury	Property Damage Only	Total
Medical Care	\$11,931	\$78,997	\$44,069	\$45,916	\$10,409	\$191,321
Future Earnings (Lost Wages)	\$1,203,734	\$120,623	\$81,367	\$69,223	\$11,914	\$1,486,861
Public Services	\$900	\$522	\$536	\$464	\$876	\$3,299
Adjudication & Sanctioning	\$106,256	\$25,615	\$11,765	\$8,980	\$707	\$153,324
Property Damage & Loss	\$23,153	\$19,170	\$27,348	\$30,654	\$107,991	\$208,314
Subtotal (Monetary Cost)	\$1,345,974	\$244,928	\$165,084	\$155,237	\$131,897	\$2,043,119
Quality of Life	\$7,529,418	\$1,217,242	\$779,519	\$382,366	\$42,000	\$9,950,544
Total (Comprehensive Cost)	\$8,875,391	\$1,462,170	\$944,603	\$537,602	\$173,898	\$11,993,664

Mackinac County Motorcycle Crashes

Injury Severity	Motorcyclist Crash Victims	Motorcyclist Victim Costs
Fatal	0	\$0
Serious Injury	2	\$1,021,773
Moderate Injury	4	\$475,238
Minor Injury	1	\$111,974
Property Damage Only	5	\$19,930
Total	12	\$1,628,916
Average cost of crash casualty \$135,743		

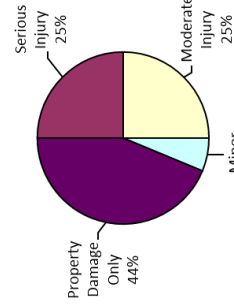
Injury Severity	Non-motorcyclist Crash Victims	Non-motorcyclist Victim Costs
Fatal	0	\$0
Serious Injury	2	\$974,780
Moderate Injury	0	\$0
Minor Injury	0	\$0
Property Damage Only	2	\$5,669
Total	4	\$980,449
Average cost of crash casualty \$245,112		

Motorcyclist Victim Costs in Motorcycle Crashes in Mackinac County (2015 dollars)						
	Fatal	Serious Injury	Moderate Injury	Minor Injury	Property Damage Only	Total
Medical Care	\$0	\$83,566	\$36,147	\$8,606	\$692	\$129,001
Future Earnings (Lost Wages)	\$0	\$122,455	\$60,959	\$14,175	\$1,096	\$198,685
Public Services	\$0	\$707	\$690	\$164	\$301	\$1,863
Adjudication & Sanctioning	\$0	\$19,004	\$10,683	\$2,496	\$928	\$33,111
Property Damage & Loss	\$0	\$19,712	\$31,357	\$7,567	\$11,685	\$70,321
Subtotal (Monetary Cost)	\$0	\$245,454	\$139,896	\$33,008	\$14,701	\$432,979
Quality of Life	\$0	\$776,339	\$335,402	\$78,966	\$5,229	\$1,195,936
Total (Comprehensive Cost)	\$0	\$1,021,773	\$475,238	\$111,974	\$19,930	\$1,628,916

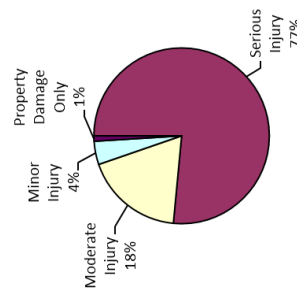
Non-motorcyclist Victim Costs in Motorcycle Crashes in Mackinac County (2015 dollars)						
	Fatal	Serious Injury	Moderate Injury	Minor Injury	Property Damage Only	Total
Medical Care	\$0	\$52,665	\$0	\$0	\$0	\$52,665
Future Earnings (Lost Wages)	\$0	\$80,416	\$0	\$0	\$177	\$80,593
Public Services	\$0	\$348	\$0	\$0	\$42	\$390
Adjudication & Sanctioning	\$0	\$17,077	\$0	\$0	\$0	\$17,077
Property Damage & Loss	\$0	\$12,780	\$0	\$0	\$5,450	\$18,230
Subtotal (Monetary Cost)	\$0	\$165,285	\$0	\$0	\$5,669	\$168,954
Quality of Life	\$0	\$811,495	\$0	\$0	\$0	\$811,495
Total (Comprehensive Cost)	\$0	\$974,780	\$0	\$0	\$5,669	\$980,449

Costs of Motorcycle Crashes in Mackinac County (2015 dollars)						
	Fatal	Serious Injury	Moderate Injury	Minor Injury	Property Damage Only	Total
Medical Care	\$0	\$136,220	\$36,147	\$8,606	\$692	\$181,665
Future Earnings (Lost Wages)	\$0	\$202,871	\$60,959	\$14,175	\$1,273	\$279,277
Public Services	\$0	\$1,055	\$690	\$164	\$343	\$2,253
Adjudication & Sanctioning	\$0	\$36,081	\$10,683	\$2,496	\$928	\$50,188
Property Damage & Loss	\$0	\$32,491	\$31,357	\$7,567	\$17,135	\$88,550
Subtotal (Monetary Cost)	\$0	\$408,719	\$139,896	\$33,008	\$20,370	\$601,993
Quality of Life	\$0	\$1,587,834	\$335,402	\$78,966	\$5,229	\$2,007,431
Total (Comprehensive Cost)	\$0	\$1,996,553	\$475,238	\$111,974	\$25,599	\$2,609,364

Motorcycle Crash Casualties



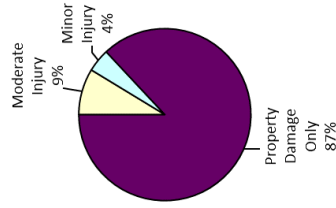
Motorcycle Crash Costs



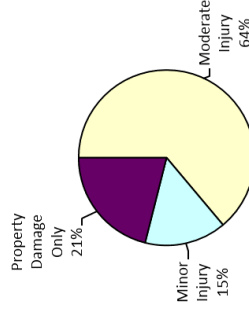
Mackinac County Medium/Large Truck Crashes

Crash Casualty Severity	Crash Casualties	Crash Costs
Fatal	0	\$0
Serious Injury	0	\$0
Moderate Injury	2	\$550,062
Minor Injury	1	\$129,504
Property Damage Only	20	\$181,400
Total	23	\$860,966
Average cost of crash casualty		\$37,433

Crash Casualties



Crash Costs



Costs of Medium/Large Truck Crashes in Mackinac County (2015 dollars)						
	Fatal	Serious Injury	Moderate Injury	Minor Injury	Property Damage Only	Total
Medical Care	\$0	\$0	\$35,610	\$8,165	\$7,480	\$51,255
Future Earnings (Lost Wages)	\$0	\$0	\$102,088	\$21,788	\$54,600	\$178,476
Public Services	\$0	\$0	\$352	\$193	\$940	\$1,485
Adjudication & Sanctioning	\$0	\$0	\$13,784	\$2,999	\$6,220	\$23,003
Property Damage & Loss	\$0	\$0	\$18,640	\$6,709	\$67,980	\$93,329
Subtotal (Monetary Cost)	\$0	\$0	\$170,474	\$39,854	\$137,220	\$347,548
Quality of Life	\$0	\$0	\$379,588	\$89,650	\$44,180	\$513,418
Total (Comprehensive Cost)	\$0	\$0	\$550,062	\$129,504	\$181,400	\$860,966

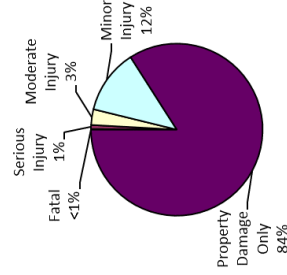
Macomb County Traffic Crashes and Crime

Index Crime Category	Number of Index Crimes	Index Crime Costs
Murder	15	\$109,332,121
Rape	380	\$152,281,978
Aggravated Assault	1,418	\$44,568,750
Robbery	433	\$14,799,598
Larceny	8,164	\$33,381,726
Burglary	2,190	\$9,765,802
Motor Vehicle Theft	1,461	\$13,347,510
Total	14,061	\$377,477,484
Average cost of index crime		\$26,846

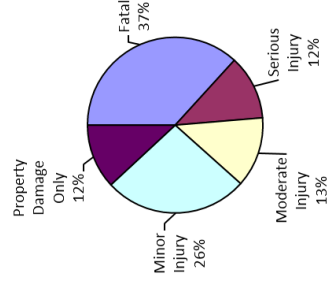
Traffic Crash Casualty Severity	Traffic Crash Casualties	Traffic Crash Costs
Fatal	61	\$541,398,875
Serious Injury	359	\$174,972,952
Moderate Injury	1,410	\$190,269,972
Minor Injury	5,807	\$390,232,190
Property Damage Only	40,253	\$174,997,579
Total	47,890	\$1,471,871,568
Average cost of traffic crash casualty		\$30,734

Costs of Traffic Crashes in Macomb County (2015 dollars)						
	Fatal	Serious Injury	Moderate Injury	Minor Injury	Property Damage Only	Total
Medical Care	\$727,776	\$9,453,292	\$8,876,678	\$3,328,069	\$10,475,141	\$62,861,946
Future Earnings (Lost Wages)	\$73,427,778	\$14,434,599	\$16,389,582	\$50,247,315	\$11,989,222	\$166,488,496
Public Services	\$54,902	\$62,516	\$107,970	\$338,639	\$881,805	\$1,443,832
Adjudication & Sanctioning	\$6,481,636	\$3,065,288	\$2,369,790	\$6,518,654	\$711,958	\$19,447,328
Property Damage and Loss	\$1,412,310	\$2,293,968	\$5,508,617	\$22,250,772	\$108,673,553	\$140,139,220
Subtotal (Monetary Cost)	\$82,104,402	\$29,309,663	\$33,252,638	\$112,682,439	\$132,731,679	\$990,080,822
Quality of Life	\$459,294,473	\$145,663,289	\$157,017,334	\$277,549,750	\$42,265,899	\$1,081,790,746
Total (Comprehensive Cost)	\$541,398,875	\$174,972,952	\$190,269,972	\$390,232,190	\$174,997,579	\$1,471,871,568

Traffic Crash Casualties

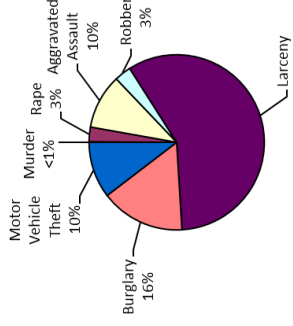


Traffic Crash Costs

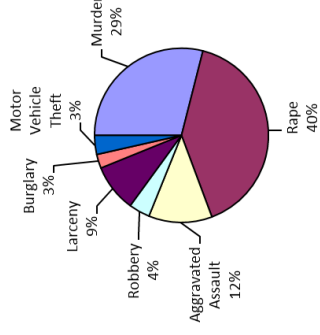


Costs of Index Crimes in Macomb County (2015 dollars)								
	Murder	Rape	Aggravated Assault	Robbery	Larceny	Burglary	Motor Vehicle Theft	Total
Medical Care	\$416,068	\$3,413,336	\$2,194,697	\$684,371	\$0	\$0	\$0	\$6,688,471
Future Earnings (Lost Wages)	\$13,778,536	\$2,129,755	\$1,551,224	\$684,692	\$214,296	\$72,389	\$144,876	\$18,575,756
Public Services	\$42,687	\$299,547	\$473,997	\$174,963	\$3,600,112	\$982,709	\$392,622	\$5,986,657
Adjudication & Sanctioning	\$5,915,552	\$9,357,562	\$16,789,367	\$2,443,498	\$16,626,784	\$1,699,979	\$2,592,011	\$55,424,753
Property Damage and Loss	\$2,619	\$69,530	\$69,044	\$483,842	\$7,624,879	\$5,602,944	\$9,363,588	\$23,246,447
Subtotal (Monetary Cost)	\$20,155,460	\$15,289,730	\$21,106,328	\$4,461,377	\$28,066,071	\$8,358,021	\$12,493,098	\$109,902,084
Quality of Life	\$89,176,661	\$137,022,248	\$23,460,421	\$5,315,655	\$5,315,655	\$1,407,781	\$854,414	\$267,575,400
Total (Comprehensive Costs)	\$109,332,121	\$152,281,978	\$44,568,750	\$14,799,598	\$33,381,726	\$9,765,802	\$13,347,510	\$377,477,484

Index Crimes



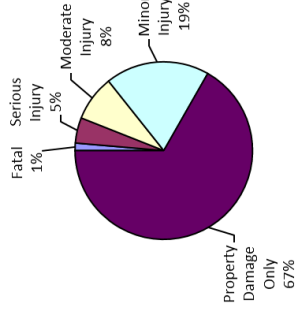
Index Crime Costs



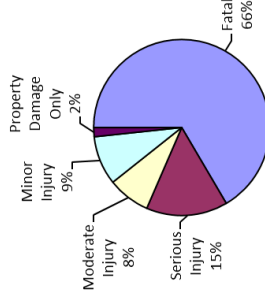
Macomb County Alcohol-Involved Crashes

Crash Casualty Severity	Crash Casualties	Crash Costs
Fatal	17	\$150,881,654
Serious Injury	58	\$33,915,930
Moderate Injury	104	\$17,730,974
Minor Injury	237	\$20,399,653
Property Damage Only	835	\$3,822,950
Total	1,251	\$226,751,160
Average cost of crash casualty		\$181,256

Crash Casualties



Crash Costs

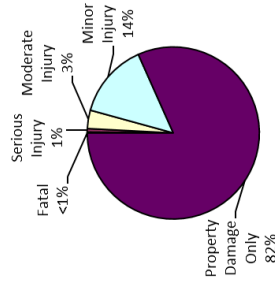


Costs of Alcohol-Involved Crashes in Macomb County (2015 dollars)						
	Fatal	Serious Injury	Moderate Injury	Minor Injury	Property Damage Only	Total
Medical Care	\$202,823	\$3,174,333	\$1,437,322	\$2,503,905	\$256,075	\$7,574,459
Future Earnings (Lost Wages)	\$20,463,479	\$4,913,929	\$2,660,777	\$3,767,047	\$285,201	\$32,090,433
Public Services	\$15,301	\$22,567	\$18,048	\$26,040	\$24,211	\$106,165
Adjudication & Sanctioning	\$1,806,358	\$747,944	\$364,643	\$515,271	\$40,065	\$3,474,280
Property Damage & Loss	\$393,595	\$654,799	\$774,543	\$1,485,175	\$2,288,177	\$5,596,288
Subtotal (Monetary Cost)	\$22,881,555	\$9,513,571	\$5,255,332	\$8,297,439	\$2,893,728	\$48,841,625
Quality of Life	\$128,000,099	\$24,402,359	\$12,475,642	\$12,102,214	\$929,221	\$177,909,535
Total (Comprehensive Cost)	\$150,881,654	\$33,915,930	\$17,730,974	\$20,399,653	\$3,822,950	\$226,751,160

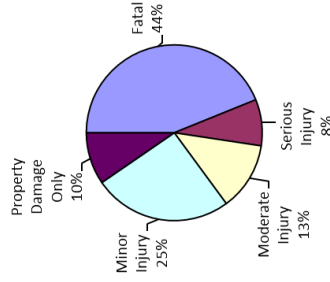
Macomb County Teen Driver Crashes

Crash Casualty Severity	Crash Casualties	Crash Costs
Fatal	15	\$133,130,871
Serious Injury	53	\$25,831,661
Moderate Injury	282	\$38,053,994
Minor Injury	1,151	\$77,347,555
Property Damage Only	6,688	\$29,075,691
Total	8,189	\$303,439,773
Average cost of crash casualty		\$37,055

Crash Casualties



Crash Costs



Costs of Teen Driver Crashes in Macomb County (2015 dollars)

	Fatal	Serious Injury	Moderate Injury	Minor Injury	Property Damage Only	Total
Medical Care	\$178,961	\$1,395,611	\$1,775,336	\$6,606,121	\$1,740,435	\$11,696,465
Future Earnings (Lost Wages)	\$18,056,011	\$2,131,013	\$3,277,916	\$9,959,473	\$1,991,998	\$35,416,412
Public Services	\$13,501	\$9,229	\$21,594	\$66,725	\$146,511	\$257,560
Adjudication & Sanctioning	\$1,593,845	\$452,536	\$473,958	\$1,292,056	\$118,291	\$3,930,686
Property Damage & Loss	\$347,289	\$338,664	\$1,101,723	\$4,410,304	\$18,056,014	\$24,253,995
Subtotal (Monetary Cost)	\$20,189,607	\$4,327,053	\$6,650,528	\$22,334,680	\$22,053,250	\$75,555,118
Quality of Life	\$112,941,264	\$21,504,608	\$31,403,467	\$55,012,875	\$7,022,441	\$227,884,655
Total (Comprehensive Cost)	\$133,130,871	\$25,831,661	\$38,053,994	\$77,347,555	\$29,075,691	\$303,439,773

Macomb County Motorcycle Crashes

Injury Severity	Motorcyclist Crash Victims	Motorcyclist Victim Costs
Fatal	8	\$70,527,386
Serious Injury	45	\$22,989,893
Moderate Injury	92	\$10,930,471
Minor Injury	65	\$7,278,339
Property Damage Only	90	\$358,743
Total	300	\$112,084,832
Average cost of crash casualty		\$373,616

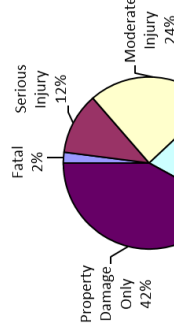
Injury Severity	Non-motorcyclist Crash Victims	Non-motorcyclist Victim Costs
Fatal	0	\$0
Serious Injury	1	\$487,390
Moderate Injury	5	\$674,716
Minor Injury	14	\$940,804
Property Damage Only	77	\$218,251
Total	97	\$2,321,161
Average cost of crash casualty		\$23,929

Motorcyclist Victim Costs in Motorcycle Crashes in Macomb County (2015 dollars)						
	Fatal	Serious Injury	Moderate Injury	Minor Injury	Property Damage Only	Total
Medical Care	\$95,446	\$1,880,003	\$831,380	\$559,399	\$12,452	\$3,378,679
Future Earnings (Lost Wages)	\$9,675,963	\$2,755,243	\$1,402,048	\$921,372	\$19,727	\$14,774,253
Public Services	\$6,306	\$15,911	\$15,879	\$10,672	\$5,417	\$54,184
Adjudication & Sanctioning	\$850,055	\$427,586	\$245,707	\$162,245	\$16,704	\$1,702,296
Property Damage & Loss	\$103,609	\$443,514	\$721,218	\$491,864	\$210,321	\$1,970,527
Subtotal (Monetary Cost)	\$10,731,279	\$5,522,256	\$3,216,233	\$2,145,551	\$264,620	\$21,879,939
Quality of Life	\$59,796,106	\$17,467,637	\$7,714,239	\$5,132,768	\$94,122	\$90,204,893
Total (Comprehensive Cost)	\$70,527,386	\$22,989,893	\$10,930,471	\$7,278,339	\$358,743	\$112,084,832

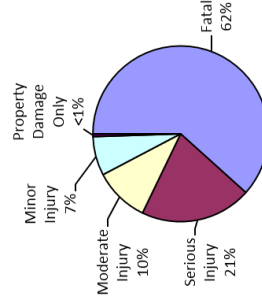
Non-motorcyclist Victim Costs in Motorcycle Crashes in Macomb County (2015 dollars)						
	Fatal	Serious Injury	Moderate Injury	Minor Injury	Property Damage Only	Total
Medical Care	\$0	\$26,332	\$31,478	\$80,352	\$0	\$138,162
Future Earnings (Lost Wages)	\$0	\$40,208	\$58,119	\$121,140	\$6,812	\$226,279
Public Services	\$0	\$174	\$383	\$812	\$1,613	\$2,982
Adjudication & Sanctioning	\$0	\$8,538	\$8,404	\$15,716	\$0	\$32,658
Property Damage & Loss	\$0	\$6,390	\$19,534	\$53,644	\$209,825	\$289,393
Subtotal (Monetary Cost)	\$0	\$81,643	\$117,917	\$271,684	\$218,251	\$689,474
Quality of Life	\$0	\$405,747	\$556,799	\$669,140	\$0	\$1,631,686
Total (Comprehensive Cost)	\$0	\$487,390	\$674,716	\$940,804	\$218,251	\$2,321,161

Costs of Motorcycle Crashes in Macomb County (2015 dollars)						
	Fatal	Serious Injury	Moderate Injury	Minor Injury	Property Damage Only	Total
Medical Care	\$95,446	\$1,906,335	\$862,857	\$639,751	\$12,452	\$3,516,842
Future Earnings (Lost Wages)	\$9,675,963	\$2,795,450	\$1,460,167	\$1,042,513	\$26,539	\$15,000,533
Public Services	\$6,306	\$16,085	\$16,262	\$11,483	\$7,030	\$57,166
Adjudication & Sanctioning	\$850,055	\$436,124	\$254,111	\$177,961	\$16,704	\$1,734,954
Property Damage & Loss	\$103,609	\$449,904	\$740,753	\$545,508	\$420,146	\$2,259,920
Subtotal (Monetary Cost)	\$10,731,279	\$5,603,888	\$3,334,150	\$2,417,216	\$482,871	\$22,569,414
Quality of Life	\$59,796,106	\$17,873,385	\$17,467,637	\$5,801,928	\$94,122	\$91,836,579
Total (Comprehensive Cost)	\$70,527,386	\$23,477,283	\$11,605,187	\$8,219,144	\$576,993	\$114,405,993

Motorcycle Crash Casualties



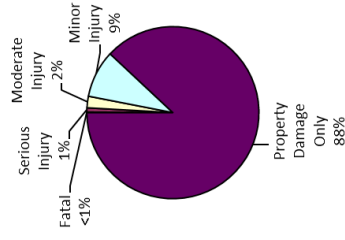
Motorcycle Crash Costs



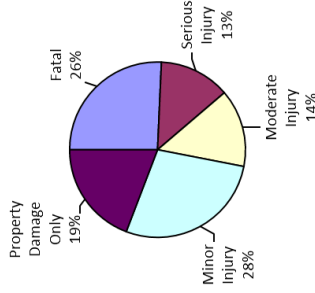
Macomb County Medium/Large Truck Crashes

Crash Casualty Severity	Crash Casualties	Crash Costs
Fatal	2	\$17,767,872
Serious Injury	13	\$9,004,151
Moderate Injury	36	\$9,901,116
Minor Injury	148	\$19,166,592
Property Damage Only	1,463	\$13,269,410
Total	1,662	\$69,109,141
Average cost of crash casualty		\$41,582

Crash Casualties



Crash Costs



	Costs of Medium/Large Truck Crashes in Macomb County (2015 dollars)					Total
	Fatal	Serious Injury	Moderate Injury	Minor Injury	Property Damage Only	
Medical Care	\$23,861	\$542,711	\$640,980	\$1,208,420	\$547,162	\$2,963,134
Future Earnings (Lost Wages)	\$2,407,468	\$1,550,042	\$1,837,584	\$3,224,624	\$3,993,990	\$13,013,708
Public Services	\$1,800	\$4,186	\$6,336	\$28,564	\$68,761	\$109,647
Adjudication & Sanctioning	\$212,513	\$209,508	\$248,112	\$443,852	\$454,993	\$1,568,978
Property Damage & Loss	\$63,394	\$163,215	\$335,520	\$992,932	\$4,972,737	\$6,527,798
Subtotal (Monetary Cost)	\$2,709,036	\$2,469,662	\$3,068,532	\$5,898,392	\$10,037,643	\$24,183,265
Quality of Life	\$15,058,835	\$6,534,489	\$6,832,584	\$13,288,200	\$3,231,767	\$44,925,875
Total (Comprehensive Cost)	\$17,767,872	\$9,004,151	\$9,901,116	\$19,166,592	\$13,269,410	\$69,109,141

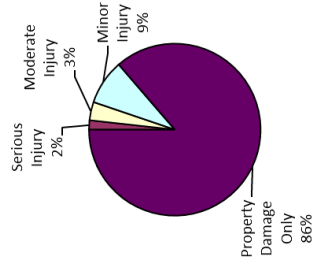
Manistee County Traffic Crashes and Crime

Index Crime Category	Number of Index Crimes	Index Crime Costs
Murder	0	\$0
Rape	15	\$6,011,131
Aggravated Assault	26	\$817,199
Robbery	0	\$0
Larceny	184	\$752,356
Burglary	48	\$214,045
Motor Vehicle Theft	11	\$100,495
Total	284	\$7,895,225
Average cost of index crime		\$27,800

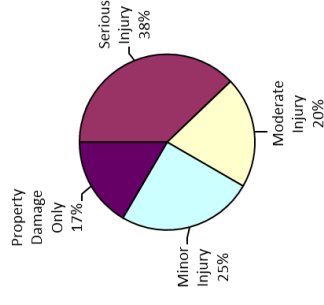
Traffic Crash Casualty Severity	Traffic Crash Casualties	Traffic Crash Costs
Fatal	0	\$0
Serious Injury	21	\$10,235,187
Moderate Injury	41	\$5,532,673
Minor Injury	101	\$6,787,231
Property Damage Only	1,030	\$4,477,865
Total	1,193	\$27,032,956
Average cost of traffic crash casualty		\$22,660

Costs of Traffic Crashes in Manistee County (2015 dollars)						
	Fatal	Serious Injury	Moderate Injury	Minor Injury	Property Damage Only	Total
Medical Care	\$0	\$552,978	\$258,116	\$878,686	\$265,040	\$1,658,820
Future Earnings (Lost Wages)	\$0	\$844,364	\$476,577	\$873,942	\$906,782	\$2,501,664
Public Services	\$0	\$3,657	\$3,140	\$5,655	\$22,564	\$35,215
Adjudication & Sanctioning	\$0	\$179,307	\$68,909	\$113,378	\$18,218	\$379,811
Property Damage & Loss	\$0	\$134,188	\$160,180	\$387,003	\$2,780,756	\$3,462,126
Subtotal (Monetary Cost)	\$0	\$1,714,493	\$966,921	\$1,958,863	\$3,986,359	\$8,037,636
Quality of Life	\$0	\$8,520,694	\$4,565,752	\$4,827,368	\$1,081,506	\$18,995,320
Total (Comprehensive Cost)	\$0	\$10,235,187	\$5,532,673	\$6,787,231	\$4,477,865	\$27,032,956

Traffic Crash Casualties

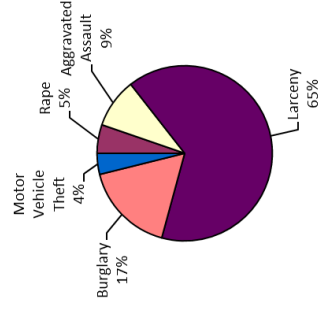


Traffic Crash Costs

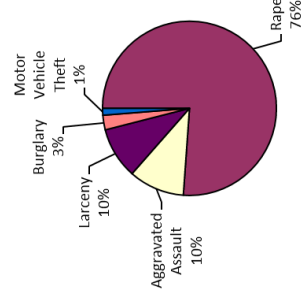


Costs of Index Crimes in Manistee County (2015 dollars)								
	Murder	Rape	Aggravated Assault	Robbery	Larceny	Burglary	Motor Vehicle Theft	Total
Medical Care	\$0	\$134,737	\$40,241	\$0	\$0	\$0	\$0	\$174,978
Future Earnings (Lost Wages)	\$0	\$84,069	\$28,443	\$0	\$4,830	\$1,587	\$1,091	\$120,019
Public Services	\$0	\$11,824	\$8,691	\$0	\$81,139	\$21,539	\$2,956	\$126,149
Adjudication & Sanctioning	\$0	\$369,377	\$307,845	\$0	\$374,734	\$37,260	\$19,515	\$1,108,731
Property Damage and Loss	\$0	\$2,350	\$1,816	\$0	\$171,849	\$122,804	\$70,488	\$369,319
Subtotal (Monetary Cost)	\$0	\$602,358	\$387,036	\$0	\$632,592	\$183,190	\$94,062	\$1,899,197
Quality of Life	\$0	\$5,408,773	\$430,163	\$0	\$119,804	\$30,855	\$6,433	\$6,996,028
Total (Comprehensive Costs)	\$0	\$6,011,131	\$817,199	\$0	\$752,356	\$214,045	\$100,495	\$7,895,225

Index Crimes



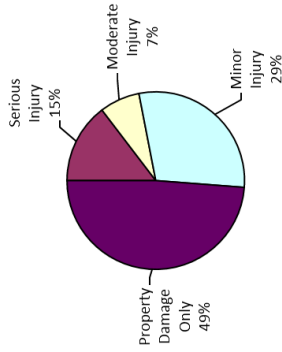
Index Crime Costs



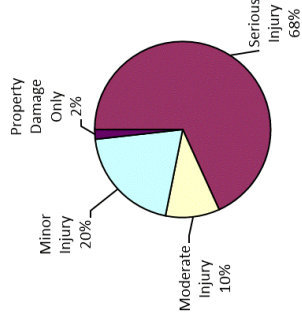
Manistee County Alcohol-Involved Crashes

Crash Casualty Severity	Crash Casualties	Crash Costs
Fatal	0	\$0
Serious Injury	6	\$3,508,545
Moderate Injury	3	\$511,470
Minor Injury	12	\$1,032,894
Property Damage Only	20	\$91,568
Total	41	\$5,144,476
Average cost of crash casualty		\$125,475

Crash Casualties



Crash Costs

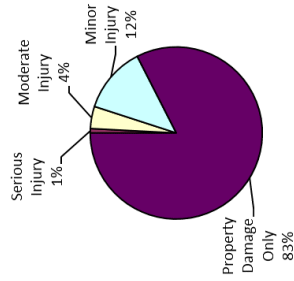


Costs of Alcohol-Involved Crashes in Manistee County (2015 dollars)						
	Fatal	Serious Injury	Moderate Injury	Minor Injury	Property Damage Only	Total
Medical Care	\$0	\$328,379	\$41,461	\$126,780	\$6,134	\$502,754
Future Earnings (Lost Wages)	\$0	\$508,337	\$76,753	\$190,737	\$6,831	\$782,658
Public Services	\$0	\$2,334	\$521	\$1,318	\$580	\$4,753
Adjudication & Sanctioning	\$0	\$77,373	\$10,519	\$26,090	\$960	\$114,941
Property Damage & Loss	\$0	\$67,738	\$22,343	\$75,199	\$54,807	\$220,086
Subtotal (Monetary Cost)	\$0	\$984,163	\$151,596	\$420,123	\$69,311	\$1,625,193
Quality of Life	\$0	\$2,524,382	\$359,874	\$612,770	\$22,257	\$3,519,283
Total (Comprehensive Cost)	\$0	\$3,508,545	\$511,470	\$1,032,894	\$91,568	\$5,144,476

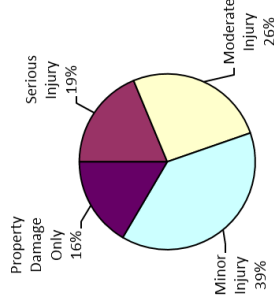
Manistee County Teen Driver Crashes

Crash Casualty Severity	Crash Casualties	Crash Costs
Fatal	0	\$0
Serious Injury	1	\$487,390
Moderate Injury	5	\$674,716
Minor Injury	15	\$1,008,005
Property Damage Only	99	\$430,397
Total	120	\$2,600,507
Average cost of crash casualty		\$21,671

Crash Casualties



Crash Costs



Costs of Teen Driver Crashes in Manistee County (2015 dollars)

	Fatal	Serious Injury	Moderate Injury	Minor Injury	Property Damage Only	Total
Medical Care	\$0	\$26,332	\$31,478	\$86,092	\$25,763	\$169,665
Future Earnings (Lost Wages)	\$0	\$40,208	\$58,119	\$129,793	\$29,487	\$257,607
Public Services	\$0	\$174	\$383	\$870	\$2,169	\$3,595
Adjudication & Sanctioning	\$0	\$8,538	\$8,404	\$16,838	\$1,751	\$35,531
Property Damage & Loss	\$0	\$6,390	\$19,534	\$57,476	\$267,277	\$350,676
Subtotal (Monetary Cost)	\$0	\$81,643	\$117,917	\$291,069	\$326,446	\$817,075
Quality of Life	\$0	\$405,747	\$556,799	\$716,936	\$103,951	\$1,783,433
Total (Comprehensive Cost)	\$0	\$487,390	\$674,716	\$1,008,005	\$430,397	\$2,600,507

Manistee County Motorcycle Crashes

Injury Severity	Motorcyclist Crash Victims	Motorcyclist Victim Costs
Fatal	0	\$0
Serious Injury	1	\$510,887
Moderate Injury	4	\$475,238
Minor Injury	5	\$559,872
Property Damage Only	0	\$0
Total	10	\$1,545,997
Average cost of crash casualty		\$154,600

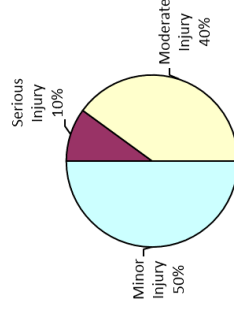
Injury Severity	Non-motorcyclist Crash Victims	Non-motorcyclist Victim Costs
Fatal	0	\$0
Serious Injury	0	\$0
Moderate Injury	0	\$0
Minor Injury	0	\$0
Property Damage Only	0	\$0
Total	0	\$0
Average cost of crash casualty		\$0

Motorcyclist Victim Costs in Motorcycle Crashes in Manistee County (2015 dollars)						
	Fatal	Serious Injury	Moderate Injury	Minor Injury	Property Damage Only	Total
Medical Care	\$0	\$41,778	\$36,147	\$43,031	\$0	\$120,955
Future Earnings (Lost Wages)	\$0	\$61,228	\$60,959	\$70,875	\$0	\$193,061
Public Services	\$0	\$354	\$690	\$821	\$0	\$1,865
Adjudication & Sanctioning	\$0	\$9,502	\$10,683	\$12,480	\$0	\$32,665
Property Damage & Loss	\$0	\$9,856	\$31,357	\$37,836	\$0	\$79,049
Subtotal (Monetary Cost)	\$0	\$122,717	\$139,896	\$165,042	\$0	\$427,595
Quality of Life	\$0	\$388,170	\$335,402	\$394,830	\$0	\$1,118,401
Total (Comprehensive Cost)	\$0	\$510,887	\$475,238	\$559,872	\$0	\$1,545,997

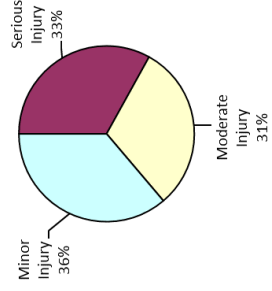
Non-motorcyclist Victim Costs in Motorcycle Crashes in Manistee County (2015 dollars)						
	Fatal	Serious Injury	Moderate Injury	Minor Injury	Property Damage Only	Total
Medical Care	\$0	\$0	\$0	\$0	\$0	\$0
Future Earnings (Lost Wages)	\$0	\$0	\$0	\$0	\$0	\$0
Public Services	\$0	\$0	\$0	\$0	\$0	\$0
Adjudication & Sanctioning	\$0	\$0	\$0	\$0	\$0	\$0
Property Damage & Loss	\$0	\$0	\$0	\$0	\$0	\$0
Subtotal (Monetary Cost)	\$0	\$0	\$0	\$0	\$0	\$0
Quality of Life	\$0	\$0	\$0	\$0	\$0	\$0
Total (Comprehensive Cost)	\$0	\$0	\$0	\$0	\$0	\$0

Costs of Motorcycle Crashes in Manistee County (2015 dollars)						
	Fatal	Serious Injury	Moderate Injury	Minor Injury	Property Damage Only	Total
Medical Care	\$0	\$41,778	\$36,147	\$43,031	\$0	\$120,955
Future Earnings (Lost Wages)	\$0	\$61,228	\$60,959	\$70,875	\$0	\$193,061
Public Services	\$0	\$354	\$690	\$821	\$0	\$1,865
Adjudication & Sanctioning	\$0	\$9,502	\$10,683	\$12,480	\$0	\$32,665
Property Damage & Loss	\$0	\$9,856	\$31,357	\$37,836	\$0	\$79,049
Subtotal (Monetary Cost)	\$0	\$122,717	\$139,896	\$165,042	\$0	\$427,595
Quality of Life	\$0	\$388,170	\$335,402	\$394,830	\$0	\$1,118,401
Total (Comprehensive Cost)	\$0	\$510,887	\$475,238	\$559,872	\$0	\$1,545,997

Motorcycle Crash Casualties



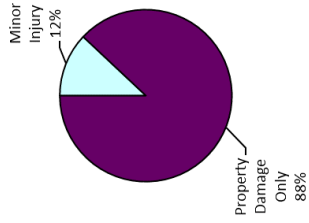
Motorcycle Crash Costs



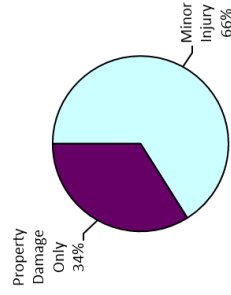
Manistee County Medium/Large Truck Crashes

Crash Casualty Severity	Crash Casualties	Crash Costs
Fatal	0	\$0
Serious Injury	0	\$0
Moderate Injury	0	\$0
Minor Injury	3	\$388,512
Property Damage Only	22	\$199,540
Total	25	\$588,052
Average cost of crash casualty		\$23,522

Crash Casualties



Crash Costs



Costs of Medium/Large Truck Crashes in Manistee County (2015 dollars)						
	Fatal	Serious Injury	Moderate Injury	Minor Injury	Property Damage Only	Total
Medical Care	\$0	\$0	\$0	\$24,495	\$8,228	\$32,723
Future Earnings (Lost Wages)	\$0	\$0	\$0	\$65,364	\$60,060	\$125,424
Public Services	\$0	\$0	\$0	\$579	\$1,034	\$1,613
Adjudication & Sanctioning	\$0	\$0	\$0	\$8,997	\$6,842	\$15,839
Property Damage & Loss	\$0	\$0	\$0	\$20,127	\$74,778	\$94,905
Subtotal (Monetary Cost)	\$0	\$0	\$0	\$119,562	\$150,942	\$270,504
Quality of Life	\$0	\$0	\$0	\$268,950	\$48,598	\$317,548
Total (Comprehensive Cost)	\$0	\$0	\$0	\$388,512	\$199,540	\$588,052

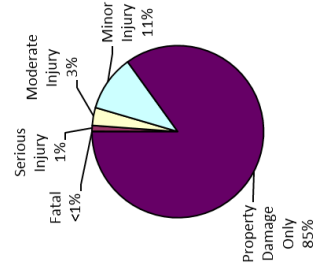
Marquette County Traffic Crashes and Crime

Index Crime Category	Number of Index Crimes	Index Crime Costs
Murder	1	\$7,288,808
Rape	55	\$22,040,813
Aggravated Assault	88	\$2,765,903
Robbery	9	\$307,613
Larceny	592	\$2,420,625
Burglary	135	\$602,001
Motor Vehicle Theft	36	\$328,891
Total	916	\$35,754,654
Average cost of index crime		\$39,033

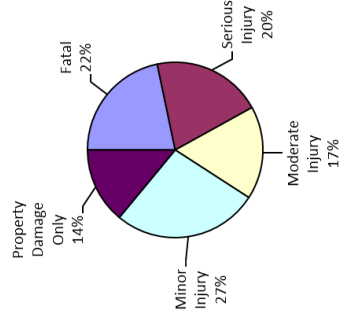
Traffic Crash Casualty Severity	Traffic Crash Casualties	Traffic Crash Costs
Fatal	2	\$17,750,783
Serious Injury	34	\$16,571,254
Moderate Injury	104	\$14,034,097
Minor Injury	327	\$21,974,501
Property Damage Only	2,632	\$11,442,467
Total	3,099	\$81,773,102
Average cost of traffic crash casualty		\$26,387

Costs of Traffic Crashes in Marquette County (2015 dollars)						
	Fatal	Serious Injury	Moderate Injury	Minor Injury	Property Damage Only	Total
Medical Care	\$23,861	\$895,298	\$654,734	\$1,876,804	\$684,932	\$4,135,629
Future Earnings (Lost Wages)	\$2,407,468	\$1,367,065	\$1,208,877	\$2,829,494	\$783,932	\$8,596,837
Public Services	\$1,800	\$5,921	\$7,964	\$18,957	\$57,658	\$92,299
Adjudication & Sanctioning	\$212,513	\$290,306	\$174,793	\$367,074	\$46,552	\$1,091,238
Property Damage & Loss	\$46,305	\$217,256	\$406,309	\$1,252,971	\$7,105,776	\$9,028,617
Subtotal (Monetary Cost)	\$2,691,948	\$2,775,848	\$2,452,677	\$6,345,300	\$8,678,851	\$22,944,621
Quality of Life	\$15,058,835	\$13,795,409	\$11,581,420	\$15,629,201	\$2,763,616	\$58,828,482
Total (Comprehensive Cost)	\$17,750,783	\$16,571,254	\$14,034,097	\$21,974,501	\$11,442,467	\$81,773,102

Traffic Crash Casualties

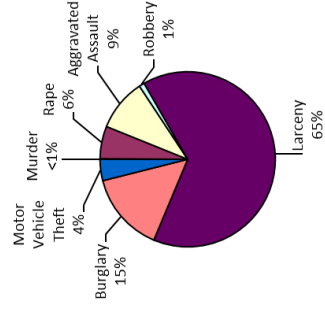


Traffic Crash Costs

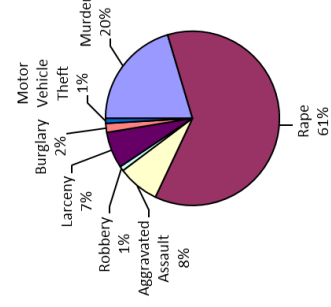


Costs of Index Crimes in Marquette County (2015 dollars)								
	Murder	Rape	Aggravated Assault	Robbery	Larceny	Burglary	Motor Vehicle Theft	Total
Medical Care	\$27,738	\$484,035	\$136,201	\$13,809	\$0	\$0	\$0	\$671,784
Future Earnings (Lost Wages)	\$918,589	\$308,254	\$96,268	\$14,231	\$15,539	\$4,462	\$3,570	\$1,360,894
Public Services	\$2,846	\$43,355	\$29,416	\$3,637	\$281,057	\$60,578	\$9,674	\$410,563
Adjudication & Sanctioning	\$394,370	\$1,354,384	\$1,041,935	\$50,789	\$1,205,666	\$104,793	\$63,869	\$4,215,806
Property Damage and Loss	\$175	\$8,616	\$6,147	\$10,265	\$552,906	\$345,987	\$230,725	\$1,154,220
Subtotal (Monetary Cost)	\$1,543,697	\$2,208,645	\$1,509,967	\$92,731	\$2,035,168	\$815,220	\$307,838	\$7,813,267
Quality of Life	\$5,945,111	\$19,832,167	\$1,455,936	\$214,892	\$395,457	\$66,781	\$21,053	\$27,941,387
Total (Comprehensive Costs)	\$7,288,808	\$22,040,813	\$2,765,903	\$307,613	\$2,420,625	\$602,001	\$328,891	\$35,754,654

Index Crimes



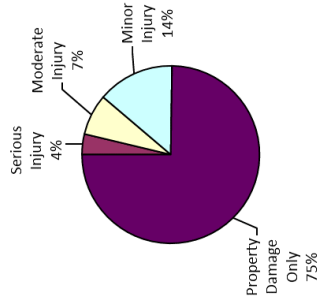
Index Crime Costs



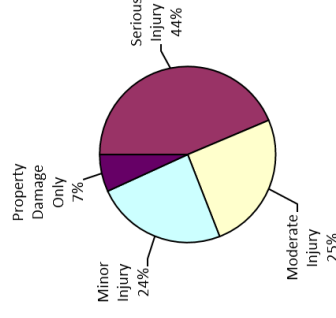
Marquette County Alcohol-Involved Crashes

Crash Casualty Severity	Crash Casualties	Crash Costs
Fatal	0	\$0
Serious Injury	4	\$2,339,030
Moderate Injury	8	\$1,363,921
Minor Injury	15	\$1,291,117
Property Damage Only	80	\$366,271
Total	107	\$5,360,339
Average cost of crash casualty		\$50,097

Crash Casualties



Crash Costs

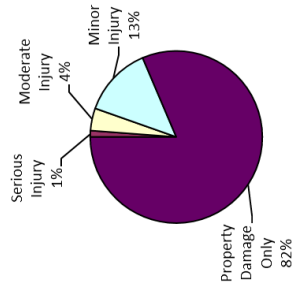


Costs of Alcohol-Involved Crashes in Marquette County (2015 dollars)						
	Fatal	Serious Injury	Moderate Injury	Minor Injury	Property Damage Only	Total
Medical Care	\$0	\$218,920	\$110,563	\$158,475	\$24,534	\$512,492
Future Earnings (Lost Wages)	\$0	\$338,892	\$204,675	\$238,421	\$27,325	\$809,312
Public Services	\$0	\$1,556	\$1,388	\$1,648	\$2,320	\$6,912
Adjudication & Sanctioning	\$0	\$51,582	\$28,049	\$32,612	\$3,839	\$116,082
Property Damage & Loss	\$0	\$45,159	\$59,580	\$93,998	\$219,227	\$417,964
Subtotal (Monetary Cost)	\$0	\$656,108	\$404,256	\$525,154	\$277,243	\$1,862,762
Quality of Life	\$0	\$1,682,921	\$959,665	\$765,963	\$89,027	\$3,497,576
Total (Comprehensive Cost)	\$0	\$2,339,030	\$1,363,921	\$1,291,117	\$366,271	\$5,360,339

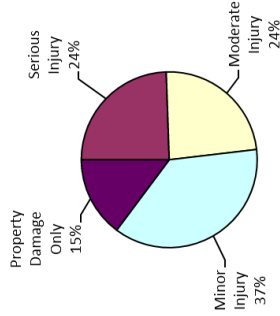
Marquette County Teen Driver Crashes

Crash Casualty Severity	Crash Casualties	Crash Costs
Fatal	0	\$0
Serious Injury	6	\$2,924,339
Moderate Injury	21	\$2,833,808
Minor Injury	66	\$4,435,220
Property Damage Only	407	\$1,769,409
Total	500	\$11,962,776
Average cost of crash casualty		\$23,926

Crash Casualties



Crash Costs



Costs of Teen Driver Crashes in Marquette County (2015 dollars)

	Fatal	Serious Injury	Moderate Injury	Minor Injury	Property Damage Only	Total
Medical Care	\$0	\$157,994	\$132,206	\$378,805	\$105,915	\$774,919
Future Earnings (Lost Wages)	\$0	\$241,247	\$244,100	\$571,091	\$121,224	\$1,177,661
Public Services	\$0	\$1,045	\$1,608	\$3,826	\$8,916	\$15,395
Adjudication & Sanctioning	\$0	\$51,230	\$35,295	\$74,088	\$7,199	\$167,812
Property Damage & Loss	\$0	\$38,339	\$82,043	\$252,893	\$1,098,803	\$1,472,079
Subtotal (Monetary Cost)	\$0	\$489,855	\$495,252	\$1,280,703	\$1,342,056	\$3,607,866
Quality of Life	\$0	\$2,434,484	\$2,338,556	\$3,154,518	\$427,353	\$8,354,910
Total (Comprehensive Cost)	\$0	\$2,924,339	\$2,833,808	\$4,435,220	\$1,769,409	\$11,962,776

Marquette County Motorcycle Crashes

Injury Severity	Motorcyclist Crash Victims	Motorcyclist Victim Costs
Fatal	0	\$0
Serious Injury	3	\$1,532,660
Moderate Injury	3	\$356,428
Minor Injury	6	\$671,847
Property Damage Only	8	\$31,888
Total	20	\$2,592,823
Average cost of crash casualty		\$129,641

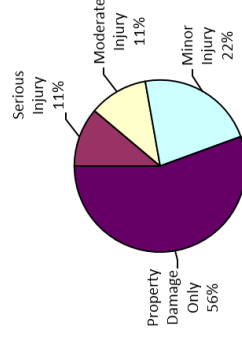
Injury Severity	Non-motorcyclist Crash Victims	Non-motorcyclist Victim Costs
Fatal	0	\$0
Serious Injury	0	\$0
Moderate injury	0	\$0
Minor Injury	0	\$0
Property Damage Only	7	\$19,841
Total	7	\$19,841
Average cost of crash casualty		\$2,834

Motorcyclist Victim Costs in Motorcycle Crashes in Marquette County (2015 dollars)						
	Fatal	Serious Injury	Moderate Injury	Minor Injury	Property Damage Only	Total
Medical Care	\$0	\$125,334	\$27,110	\$51,637	\$1,107	\$205,187
Future Earnings (Lost Wages)	\$0	\$183,683	\$45,719	\$85,050	\$1,753	\$316,205
Public Services	\$0	\$1,061	\$518	\$985	\$481	\$3,045
Adjudication & Sanctioning	\$0	\$28,506	\$8,012	\$14,976	\$1,485	\$52,979
Property Damage & Loss	\$0	\$29,568	\$23,518	\$45,403	\$18,695	\$117,184
Subtotal (Monetary Cost)	\$0	\$368,150	\$104,877	\$198,051	\$23,522	\$694,600
Quality of Life	\$0	\$1,164,509	\$251,551	\$473,796	\$6,366	\$1,896,223
Total (Comprehensive Cost)	\$0	\$1,532,660	\$356,428	\$671,847	\$31,888	\$2,592,823

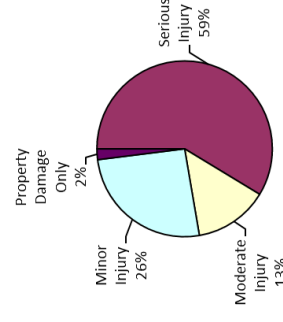
Non-motorcyclist Victim Costs in Motorcycle Crashes in Marquette County (2015 dollars)						
	Fatal	Serious Injury	Moderate Injury	Minor Injury	Property Damage Only	Total
Medical Care	\$0	\$0	\$0	\$0	\$0	\$0
Future Earnings (Lost Wages)	\$0	\$0	\$0	\$0	\$619	\$619
Public Services	\$0	\$0	\$0	\$0	\$147	\$147
Adjudication & Sanctioning	\$0	\$0	\$0	\$0	\$0	\$0
Property Damage & Loss	\$0	\$0	\$0	\$0	\$19,075	\$19,075
Subtotal (Monetary Cost)	\$0	\$0	\$0	\$0	\$19,841	\$19,841
Quality of Life	\$0	\$0	\$0	\$0	\$0	\$0
Total (Comprehensive Cost)	\$0	\$0	\$0	\$0	\$19,841	\$19,841

Costs of Motorcycle Crashes in Marquette County (2015 dollars)						
	Fatal	Serious Injury	Moderate Injury	Minor Injury	Property Damage Only	Total
Medical Care	\$0	\$125,334	\$27,110	\$51,637	\$1,107	\$205,187
Future Earnings (Lost Wages)	\$0	\$183,683	\$45,719	\$85,050	\$2,373	\$316,824
Public Services	\$0	\$1,061	\$518	\$985	\$628	\$3,192
Adjudication & Sanctioning	\$0	\$28,506	\$8,012	\$14,976	\$1,485	\$52,979
Property Damage & Loss	\$0	\$29,568	\$23,518	\$45,403	\$37,770	\$136,259
Subtotal (Monetary Cost)	\$0	\$368,150	\$104,877	\$198,051	\$43,363	\$714,441
Quality of Life	\$0	\$1,164,509	\$251,551	\$473,796	\$6,366	\$1,896,223
Total (Comprehensive Cost)	\$0	\$1,532,660	\$356,428	\$671,847	\$51,729	\$2,612,664

Motorcycle Crash Casualties



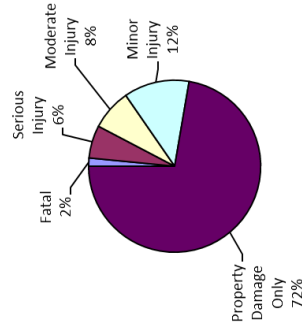
Motorcycle Crash Costs



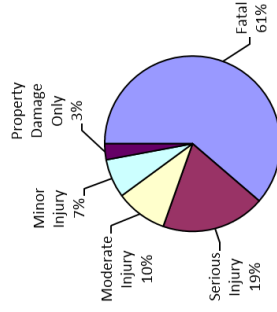
Marquette County Medium/Large Truck Crashes

Crash Casualty Severity	Crash Casualties	Crash Costs
Fatal	1	\$8,883,936
Serious Injury	4	\$2,770,508
Moderate Injury	5	\$1,375,155
Minor Injury	8	\$1,036,032
Property Damage Only	47	\$426,290
Total	65	\$14,491,921
Average cost of crash casualty		\$222,953

Crash Casualties



Crash Costs



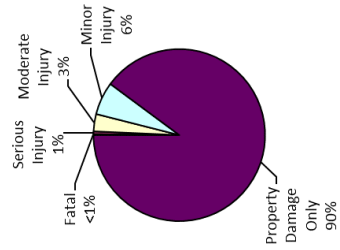
Costs of Medium/Large Truck Crashes in Marquette County (2015 dollars)						
	Fatal	Serious Injury	Moderate Injury	Minor Injury	Property Damage Only	Total
Medical Care	\$11,931	\$166,988	\$89,025	\$65,320	\$17,578	\$350,842
Future Earnings (Lost Wages)	\$1,203,734	\$476,936	\$255,220	\$174,304	\$128,310	\$2,238,504
Public Services	\$900	\$1,288	\$880	\$1,544	\$2,209	\$6,821
Adjudication & Sanctioning	\$106,256	\$64,464	\$34,460	\$23,992	\$14,617	\$243,789
Property Damage & Loss	\$31,697	\$50,220	\$46,600	\$53,672	\$159,753	\$341,942
Subtotal (Monetary Cost)	\$1,354,518	\$759,896	\$426,185	\$318,832	\$322,467	\$3,181,898
Quality of Life	\$7,529,418	\$2,010,612	\$948,970	\$717,200	\$103,823	\$11,310,023
Total (Comprehensive Cost)	\$8,883,936	\$2,770,508	\$1,375,155	\$1,036,032	\$426,290	\$14,491,921

Mason County Traffic Crashes and Crime

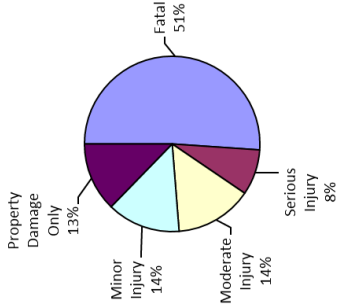
Traffic Crash Casualty Severity	Traffic Crash Casualties	Traffic Crash Costs
Fatal	3	\$26,626,174
Serious Injury	9	\$4,386,509
Moderate Injury	55	\$7,421,878
Minor Injury	105	\$7,056,032
Property Damage Only	1,525	\$6,629,849
Total	1,697	\$52,120,442
Average cost of traffic crash casualty		\$30,713

Costs of Traffic Crashes in Mason County (2015 dollars)						Total
	Fatal	Serious Injury	Moderate Injury	Minor Injury	Property Damage Only	
Medical Care	\$35,792	\$236,991	\$346,253	\$602,644	\$96,855	\$1,618,534
Future Earnings (Lost Wages)	\$3,611,202	\$361,870	\$639,310	\$908,553	\$454,216	\$5,975,152
Public Services	\$2,700	\$1,567	\$4,212	\$6,087	\$33,408	\$47,973
Adjudication & Sanctioning	\$318,769	\$76,846	\$92,439	\$117,868	\$26,973	\$632,894
Property Damage & Loss	\$69,458	\$57,509	\$214,875	\$402,330	\$4,117,138	\$4,861,310
Subtotal (Monetary Cost)	\$4,037,621	\$734,763	\$1,297,089	\$2,037,462	\$5,028,589	\$13,135,864
Quality of Life	\$22,588,253	\$3,651,726	\$6,124,790	\$5,018,551	\$1,601,259	\$38,984,578
Total (Comprehensive Cost)	\$26,626,174	\$4,386,509	\$7,421,878	\$7,056,032	\$6,629,849	\$52,120,442

Traffic Crash Casualties



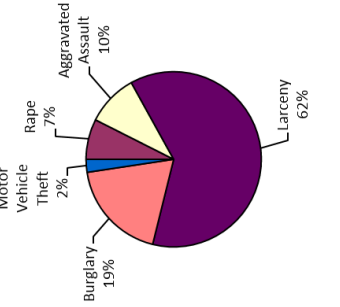
Traffic Crash Costs



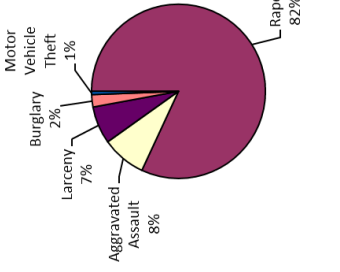
Index Crime Category	Number of Index Crimes	Index Crime Costs
Murder	0	\$0
Rape	25	\$10,018,551
Aggravated Assault	32	\$1,005,783
Robbery	0	\$0
Larceny	208	\$850,490
Burglary	63	\$280,934
Motor Vehicle Theft	8	\$73,087
Total	336	\$12,228,845
Average cost of index crime		\$36,395

Costs of Index Crimes in Mason County (2015 dollars)								Total
	Murder	Rape	Aggravated Assault	Robbery	Larceny	Burglary	Motor Vehicle Theft	
Medical Care	\$0	\$224,562	\$49,528	\$0	\$0	\$0	\$0	\$274,089
Future Earnings (Lost Wages)	\$0	\$140,115	\$35,006	\$0	\$5,460	\$2,082	\$793	\$183,457
Public Services	\$0	\$19,707	\$10,697	\$0	\$91,723	\$28,270	\$2,150	\$152,546
Adjudication & Sanctioning	\$0	\$615,629	\$378,886	\$0	\$423,612	\$48,904	\$14,193	\$1,481,224
Property Damage and Loss	\$0	\$3,916	\$2,235	\$0	\$194,264	\$161,181	\$51,272	\$442,869
Subtotal (Monetary Cost)	\$0	\$1,003,930	\$476,352	\$0	\$715,059	\$240,456	\$68,408	\$2,594,185
Quality of Life	\$0	\$9,014,622	\$29,431	\$0	\$135,431	\$40,498	\$4,679	\$9,724,660
Total (Comprehensive Costs)	\$0	\$10,018,551	\$1,005,783	\$0	\$850,490	\$280,934	\$73,087	\$12,228,845

Index Crimes



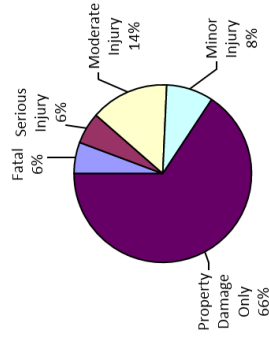
Index Crime Costs



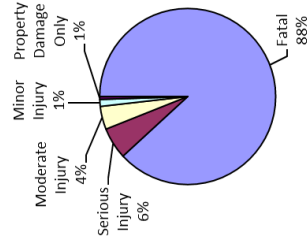
Mason County Alcohol-Involved Crashes

Crash Casualty Severity	Crash Casualties	Crash Costs
Fatal	2	\$17,750,783
Serious Injury	2	\$1,169,515
Moderate Injury	5	\$852,451
Minor Injury	3	\$258,223
Property Damage Only	23	\$105,303
Total	35	\$20,136,275
Average cost of crash casualty		\$575,322

Crash Casualties



Crash Costs

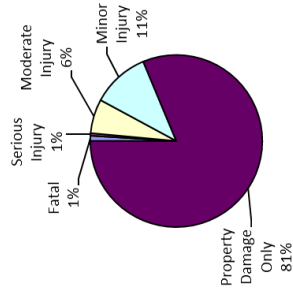


Costs of Alcohol-Involved Crashes in Mason County (2015 dollars)						
	Fatal	Serious Injury	Moderate Injury	Minor Injury	Property Damage Only	Total
Medical Care	\$23,861	\$109,460	\$69,102	\$31,695	\$7,054	\$241,172
Future Earnings (Lost Wages)	\$2,407,468	\$169,446	\$127,922	\$47,684	\$7,856	\$2,760,376
Public Services	\$1,800	\$778	\$868	\$330	\$667	\$4,442
Adjudication & Sanctioning	\$212,513	\$25,791	\$17,531	\$6,522	\$1,104	\$263,461
Property Damage & Loss	\$46,305	\$22,579	\$37,238	\$18,800	\$63,028	\$187,949
Subtotal (Monetary Cost)	\$2,691,948	\$328,054	\$252,660	\$105,031	\$79,707	\$3,457,400
Quality of Life	\$15,058,835	\$841,461	\$599,790	\$153,193	\$25,595	\$16,678,874
Total (Comprehensive Cost)	\$17,750,783	\$1,169,515	\$852,451	\$258,223	\$105,303	\$20,136,275

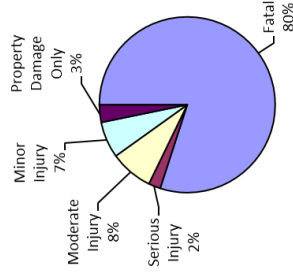
Mason County Teen Driver Crashes

Crash Casualty Severity	Crash Casualties	Crash Costs
Fatal	2	\$17,750,783
Serious Injury	1	\$487,390
Moderate Injury	13	\$1,754,262
Minor Injury	22	\$1,478,407
Property Damage Only	165	\$717,328
Total	203	\$22,188,169
Average cost of crash casualty		\$109,301

Crash Casualties



Crash Costs



Costs of Teen Driver Crashes in Mason County (2015 dollars)

	Fatal	Serious Injury	Moderate Injury	Minor Injury	Property Damage Only	Total
Medical Care	\$23,861	\$26,332	\$81,842	\$126,268	\$42,938	\$301,242
Future Earnings (Lost Wages)	\$2,407,468	\$40,208	\$151,110	\$190,364	\$49,145	\$2,838,294
Public Services	\$1,800	\$174	\$995	\$1,275	\$3,615	\$7,860
Adjudication & Sanctioning	\$212,513	\$8,538	\$21,849	\$24,696	\$2,918	\$270,515
Property Damage & Loss	\$46,305	\$6,390	\$50,789	\$84,298	\$445,461	\$633,242
Subtotal (Monetary Cost)	\$2,691,948	\$81,643	\$306,585	\$426,901	\$544,077	\$4,051,153
Quality of Life	\$15,058,835	\$405,747	\$1,447,678	\$1,051,506	\$173,251	\$18,137,017
Total (Comprehensive Cost)	\$17,750,783	\$487,390	\$1,754,262	\$1,478,407	\$717,328	\$22,188,169

Mason County Motorcycle Crashes

Injury Severity	Motorcyclist Crash Victims	Motorcyclist Victim Costs
Fatal	3	\$26,447,770
Serious Injury	3	\$1,532,660
Moderate Injury	7	\$831,666
Minor Injury	3	\$335,923
Property Damage Only	8	\$31,888
Total	24	\$29,179,907
Average cost of crash casualty		\$1,215,829

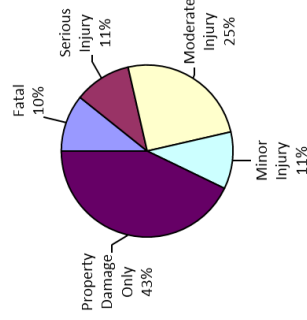
Injury Severity	Non-motorcyclist Crash Victims	Non-motorcyclist Victim Costs
Fatal	0	\$0
Serious Injury	0	\$0
Moderate Injury	0	\$0
Minor Injury	0	\$0
Property Damage Only	4	\$11,338
Total	4	\$11,338
Average cost of crash casualty		\$2,834

Motorcyclist Victim Costs in Motorcycle Crashes in Mason County (2015 dollars)						
	Fatal	Serious Injury	Moderate Injury	Minor Injury	Property Damage Only	Total
Medical Care	\$35,792	\$125,334	\$63,257	\$25,818	\$1,107	\$251,308
Future Earnings (Lost Wages)	\$3,628,449	\$183,683	\$106,678	\$42,525	\$1,753	\$3,963,088
Public Services	\$2,365	\$1,061	\$1,208	\$493	\$481	\$5,608
Adjudication & Sanctioning	\$318,770	\$28,506	\$18,695	\$7,488	\$1,485	\$374,944
Property Damage & Loss	\$38,853	\$29,568	\$54,875	\$22,701	\$18,695	\$164,693
Subtotal (Monetary Cost)	\$4,024,230	\$368,150	\$244,713	\$99,025	\$23,522	\$4,759,641
Quality of Life	\$22,423,540	\$1,164,509	\$586,953	\$236,898	\$6,366	\$24,420,266
Total (Comprehensive Cost)	\$26,447,770	\$1,532,660	\$831,666	\$335,923	\$31,888	\$29,179,907

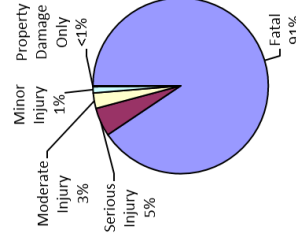
Non-motorcyclist Victim Costs in Motorcycle Crashes in Mason County (2015 dollars)						
	Fatal	Serious Injury	Moderate Injury	Minor Injury	Property Damage Only	Total
Medical Care	\$0	\$0	\$0	\$0	\$0	\$0
Future Earnings (Lost Wages)	\$0	\$0	\$0	\$0	\$354	\$354
Public Services	\$0	\$0	\$0	\$0	\$84	\$84
Adjudication & Sanctioning	\$0	\$0	\$0	\$0	\$0	\$0
Property Damage & Loss	\$0	\$0	\$0	\$0	\$10,900	\$10,900
Subtotal (Monetary Cost)	\$0	\$0	\$0	\$0	\$11,338	\$11,338
Quality of Life	\$0	\$0	\$0	\$0	\$0	\$0
Total (Comprehensive Cost)	\$0	\$0	\$0	\$0	\$11,338	\$11,338

Costs of Motorcycle Crashes in Mason County (2015 dollars)						
	Fatal	Serious Injury	Moderate Injury	Minor Injury	Property Damage Only	Total
Medical Care	\$35,792	\$125,334	\$63,257	\$25,818	\$1,107	\$251,308
Future Earnings (Lost Wages)	\$3,628,449	\$183,683	\$106,678	\$42,525	\$2,107	\$3,963,441
Public Services	\$2,365	\$1,061	\$1,208	\$493	\$493	\$5,692
Adjudication & Sanctioning	\$318,770	\$28,506	\$18,695	\$7,488	\$1,485	\$374,944
Property Damage & Loss	\$38,853	\$29,568	\$54,875	\$22,701	\$29,595	\$175,593
Subtotal (Monetary Cost)	\$4,024,230	\$368,150	\$244,713	\$99,025	\$34,860	\$4,770,978
Quality of Life	\$22,423,540	\$1,164,509	\$586,953	\$236,898	\$6,366	\$24,420,266
Total (Comprehensive Cost)	\$26,447,770	\$1,532,660	\$831,666	\$335,923	\$43,226	\$29,191,245

Motorcycle Crash Casualties



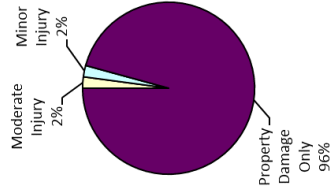
Motorcycle Crash Costs



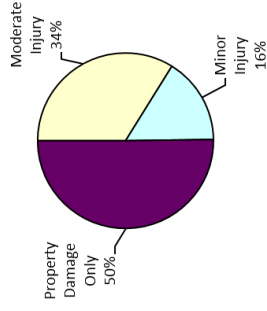
Mason County Medium/Large Truck Crashes

Crash Casualty Severity	Crash Casualties	Crash Costs
Fatal	0	\$0
Serious Injury	0	\$0
Moderate Injury	1	\$275,031
Minor Injury	1	\$129,504
Property Damage Only	45	\$408,150
Total	47	\$812,685
Average cost of crash casualty		\$17,291

Crash Casualties



Crash Costs



	Costs of Medium/Large Truck Crashes in Mason County (2015 dollars)					Total
	Fatal	Serious Injury	Moderate Injury	Minor Injury	Property Damage Only	
Medical Care	\$0	\$0	\$17,805	\$8,165	\$16,830	\$42,800
Future Earnings (Lost Wages)	\$0	\$0	\$51,044	\$21,788	\$122,850	\$195,682
Public Services	\$0	\$0	\$176	\$193	\$2,115	\$2,484
Adjudication & Sanctioning	\$0	\$0	\$6,892	\$2,999	\$13,995	\$23,886
Property Damage & Loss	\$0	\$0	\$9,320	\$6,709	\$152,955	\$168,984
Subtotal (Monetary Cost)	\$0	\$0	\$85,237	\$39,854	\$308,745	\$433,836
Quality of Life	\$0	\$0	\$189,794	\$89,650	\$99,405	\$378,849
Total (Comprehensive Cost)	\$0	\$0	\$275,031	\$129,504	\$408,150	\$812,685

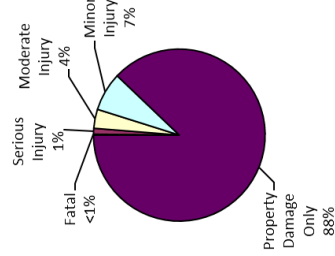
Mecosta County Traffic Crashes and Crime

Index Crime Category	Number of Index Crimes	Index Crime Costs
Murder	0	\$0
Rape	26	\$10,419,293
Aggravated Assault	163	\$5,123,206
Robbery	0	\$0
Larceny	437	\$1,786,846
Burglary	179	\$798,209
Motor Vehicle Theft	21	\$191,853
Total	826	\$18,319,408
Average cost of index crime		\$22,178

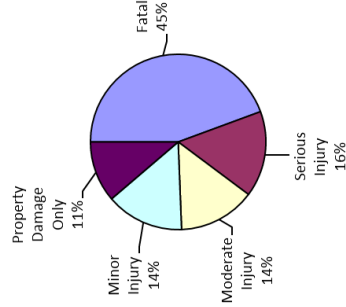
Traffic Crash Casualty Severity	Traffic Crash Casualties	Traffic Crash Costs
Fatal	4	\$35,501,566
Serious Injury	26	\$12,672,136
Moderate Injury	84	\$11,335,232
Minor Injury	171	\$11,491,253
Property Damage Only	2,069	\$8,994,857
Total	2,354	\$79,995,044
Average cost of traffic crash casualty		\$33,983

Costs of Traffic Crashes in Mecosta County (2015 dollars)						
	Fatal	Serious Injury	Moderate Injury	Minor Injury	Property Damage Only	Total
Medical Care	\$47,723	\$684,640	\$528,823	\$981,448	\$536,421	\$2,781,055
Future Earnings (Lost Wages)	\$4,814,936	\$1,045,403	\$976,401	\$1,479,644	\$616,325	\$8,932,628
Public Services	\$3,600	\$4,528	\$6,432	\$9,913	\$45,325	\$69,798
Adjudication & Sanctioning	\$425,025	\$221,999	\$141,179	\$191,956	\$36,595	\$1,016,754
Property Damage and Loss	\$92,611	\$166,137	\$328,173	\$655,223	\$5,565,809	\$6,827,953
Subtotal (Monetary Cost)	\$5,383,895	\$2,122,705	\$1,981,008	\$3,318,164	\$6,827,394	\$19,628,168
Quality of Life	\$30,117,670	\$10,549,430	\$9,354,224	\$8,173,088	\$2,172,463	\$60,366,856
Total (Comprehensive Cost)	\$35,501,566	\$12,672,136	\$11,335,232	\$11,491,253	\$8,994,857	\$79,995,044

Traffic Crash Casualties

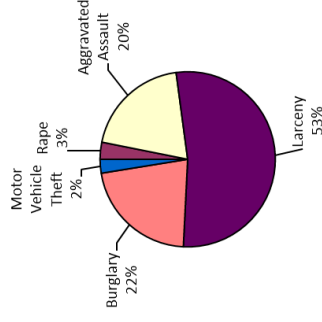


Traffic Crash Costs

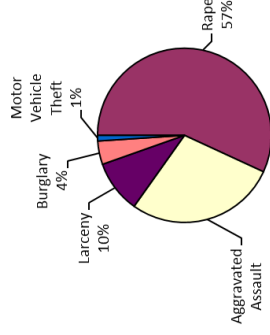


Costs of Index Crimes in Mecosta County (2015 dollars)								
	Murder	Rape	Aggravated Assault	Robbery	Larceny	Burglary	Motor Vehicle Theft	Total
Medical Care	\$0	\$233,544	\$252,282	\$0	\$0	\$0	\$0	\$485,826
Future Earnings (Lost Wages)	\$0	\$145,720	\$176,314	\$0	\$11,471	\$5,917	\$2,082	\$343,504
Public Services	\$0	\$20,495	\$54,486	\$0	\$192,706	\$80,322	\$5,643	\$353,653
Adjudication & Sanctioning	\$0	\$640,254	\$1,929,948	\$0	\$889,993	\$138,948	\$37,257	\$3,636,401
Property Damage and Loss	\$0	\$4,073	\$11,385	\$0	\$408,142	\$457,958	\$134,590	\$1,016,147
Subtotal (Monetary Cost)	\$0	\$1,044,087	\$2,426,416	\$0	\$1,502,312	\$683,144	\$179,572	\$5,855,531
Quality of Life	\$0	\$9,375,206	\$2,696,790	\$0	\$294,535	\$115,065	\$12,281	\$12,483,878
Total (Comprehensive Costs)	\$0	\$10,419,293	\$5,123,206	\$0	\$1,786,846	\$798,209	\$191,853	\$18,319,408

Index Crimes



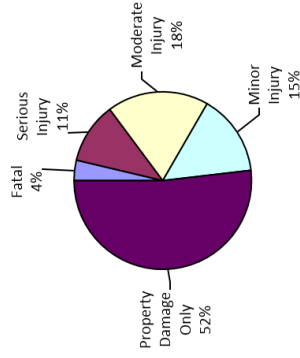
Index Crime Costs



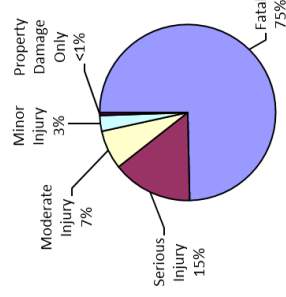
Mecosta County Alcohol-Involved Crashes

Crash Casualty Severity	Crash Casualties	Crash Costs
Fatal	4	\$35,501,566
Serious Injury	12	\$7,017,089
Moderate Injury	20	\$3,409,803
Minor Injury	16	\$1,377,192
Property Damage Only	56	\$256,389
Total	108	\$47,562,038
Average cost of crash casualty		\$440,389

Crash Casualties



Crash Costs

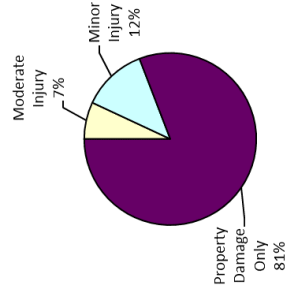


Costs of Alcohol-Involved Crashes in Mecosta County (2015 dollars)						
	Fatal	Serious Injury	Moderate Injury	Minor Injury	Property Damage Only	Total
Medical Care	\$47,723	\$656,759	\$276,408	\$169,040	\$17,174	\$1,167,104
Future Earnings (Lost Wages)	\$4,814,936	\$1,016,675	\$511,688	\$254,315	\$19,127	\$6,616,742
Public Services	\$3,600	\$4,669	\$3,471	\$1,758	\$1,624	\$15,121
Adjudication & Sanctioning	\$425,025	\$154,747	\$70,124	\$34,786	\$2,687	\$687,369
Property Damage & Loss	\$92,611	\$135,476	\$148,950	\$100,265	\$153,459	\$630,760
Subtotal (Monetary Cost)	\$5,383,895	\$1,968,325	\$1,010,641	\$560,165	\$194,070	\$9,117,096
Quality of Life	\$30,117,670	\$5,048,764	\$2,399,162	\$817,027	\$62,319	\$38,444,942
Total (Comprehensive Cost)	\$35,501,566	\$7,017,089	\$3,409,803	\$1,377,192	\$256,389	\$47,562,038

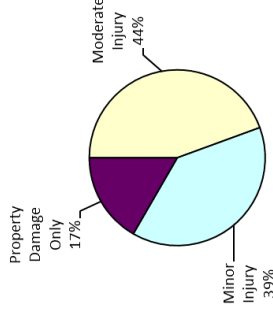
Mecosta County Teen Driver Crashes

Crash Casualty Severity	Crash Casualties	Crash Costs
Fatal	0	\$0
Serious Injury	0	\$0
Moderate Injury	25	\$3,373,581
Minor Injury	44	\$2,956,814
Property Damage Only	291	\$1,265,106
Total	360	\$7,595,500
Average cost of crash casualty		\$21,099

Crash Casualties



Crash Costs



Costs of Teen Driver Crashes in Mecosta County (2015 dollars)						
	Fatal	Serious Injury	Moderate Injury	Minor Injury	Property Damage Only	Total
Medical Care	\$0	\$0	\$157,388	\$252,536	\$75,728	\$485,652
Future Earnings (Lost Wages)	\$0	\$0	\$290,595	\$380,727	\$86,673	\$757,996
Public Services	\$0	\$0	\$1,914	\$2,551	\$6,375	\$10,840
Adjudication & Sanctioning	\$0	\$0	\$42,018	\$49,392	\$5,147	\$96,557
Property Damage & Loss	\$0	\$0	\$97,671	\$168,595	\$785,631	\$1,051,897
Subtotal (Monetary Cost)	\$0	\$0	\$589,586	\$853,802	\$959,554	\$2,402,941
Quality of Life	\$0	\$0	\$2,783,995	\$2,103,012	\$305,552	\$5,192,559
Total (Comprehensive Cost)	\$0	\$0	\$3,373,581	\$2,956,814	\$1,265,106	\$7,595,500

Mecosta County Motorcycle Crashes

Injury Severity	Motorcyclist Crash Victims	Motorcyclist Victim Costs
Fatal	0	\$0
Serious Injury	2	\$1,021,773
Moderate Injury	4	\$475,238
Minor Injury	5	\$559,872
Property Damage Only	4	\$15,944
Total	15	\$2,072,827
Average cost of crash casualty		\$138,188

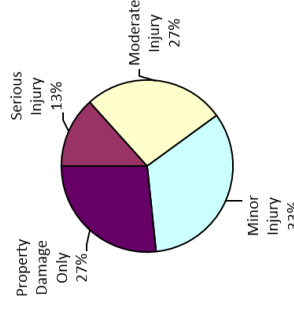
Injury Severity	Non-motorcyclist Crash Victims	Non-motorcyclist Victim Costs
Fatal	0	\$0
Serious Injury	0	\$0
Moderate Injury	0	\$0
Minor Injury	0	\$0
Property Damage Only	0	\$0
Total	0	\$0
Average cost of crash casualty		\$0

Motorcyclist Victim Costs in Motorcycle Crashes in Mecosta County (2015 dollars)						
	Fatal	Serious Injury	Moderate Injury	Minor Injury	Property Damage Only	Total
Medical Care	\$0	\$83,566	\$36,147	\$43,031	\$553	\$163,287
Future Earnings (Lost Wages)	\$0	\$122,455	\$60,959	\$70,875	\$877	\$255,165
Public Services	\$0	\$707	\$690	\$821	\$241	\$2,459
Adjudication & Sanctioning	\$0	\$19,004	\$10,683	\$12,480	\$742	\$42,910
Property Damage & Loss	\$0	\$19,712	\$31,357	\$37,836	\$9,348	\$98,252
Subtotal (Monetary Cost)	\$0	\$245,434	\$139,896	\$165,042	\$11,761	\$562,073
Quality of Life	\$0	\$776,339	\$335,402	\$394,830	\$4,183	\$1,510,754
Total (Comprehensive Cost)	\$0	\$1,021,773	\$475,238	\$559,872	\$15,944	\$2,072,827

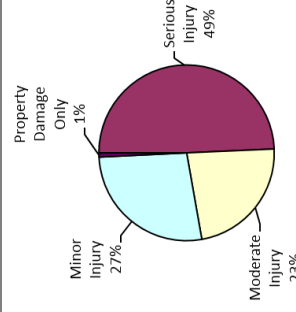
Non-motorcyclist Victim Costs in Motorcycle Crashes in Mecosta County (2015 dollars)						
	Fatal	Serious Injury	Moderate Injury	Minor Injury	Property Damage Only	Total
Medical Care	\$0	\$0	\$0	\$0	\$0	\$0
Future Earnings (Lost Wages)	\$0	\$0	\$0	\$0	\$0	\$0
Public Services	\$0	\$0	\$0	\$0	\$0	\$0
Adjudication & Sanctioning	\$0	\$0	\$0	\$0	\$0	\$0
Property Damage & Loss	\$0	\$0	\$0	\$0	\$0	\$0
Subtotal (Monetary Cost)	\$0	\$0	\$0	\$0	\$0	\$0
Quality of Life	\$0	\$0	\$0	\$0	\$0	\$0
Total (Comprehensive Cost)	\$0	\$0	\$0	\$0	\$0	\$0

Costs of Motorcycle Crashes in Mecosta County (2015 dollars)						
	Fatal	Serious Injury	Moderate Injury	Minor Injury	Property Damage Only	Total
Medical Care	\$0	\$83,566	\$36,147	\$43,031	\$553	\$163,287
Future Earnings (Lost Wages)	\$0	\$122,455	\$60,959	\$70,875	\$877	\$255,165
Public Services	\$0	\$707	\$690	\$821	\$241	\$2,459
Adjudication & Sanctioning	\$0	\$19,004	\$10,683	\$12,480	\$742	\$42,910
Property Damage & Loss	\$0	\$19,712	\$31,357	\$37,836	\$9,348	\$98,252
Subtotal (Monetary Cost)	\$0	\$245,434	\$139,896	\$165,042	\$11,761	\$562,073
Quality of Life	\$0	\$776,339	\$335,402	\$394,830	\$4,183	\$1,510,754
Total (Comprehensive Cost)	\$0	\$1,021,773	\$475,238	\$559,872	\$15,944	\$2,072,827

Motorcycle Crash Casualties



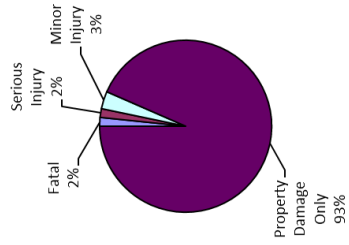
Motorcycle Crash Costs



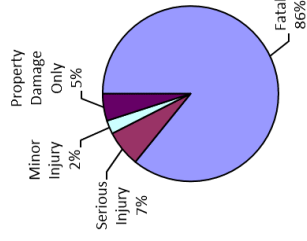
Mecosta County Medium/Large Truck Crashes

Crash Casualty Severity	Crash Casualties	Crash Costs
Fatal	1	\$8,883,936
Serious Injury	1	\$692,627
Moderate Injury	0	\$0
Minor Injury	2	\$259,008
Property Damage Only	57	\$516,990
Total	61	\$10,352,561
Average cost of crash casualty		\$169,714

Crash Casualties



Crash Costs



Costs of Medium/Large Truck Crashes in Mecosta County (2015 dollars)						
	Fatal	Serious Injury	Moderate Injury	Minor Injury	Property Damage Only	Total
Medical Care	\$11,931	\$41,747	\$0	\$16,330	\$21,318	\$91,326
Future Earnings (Lost Wages)	\$1,203,734	\$119,234	\$0	\$43,576	\$155,610	\$1,522,154
Public Services	\$900	\$322	\$0	\$386	\$2,679	\$4,287
Adjudication & Sanctioning	\$106,256	\$16,116	\$0	\$5,998	\$17,727	\$146,097
Property Damage & Loss	\$31,697	\$12,555	\$0	\$13,418	\$193,743	\$251,413
Subtotal (Monetary Cost)	\$1,354,518	\$189,974	\$0	\$79,708	\$391,077	\$2,015,277
Quality of Life	\$7,529,418	\$502,653	\$0	\$179,300	\$125,913	\$8,337,284
Total (Comprehensive Cost)	\$8,883,936	\$692,627	\$0	\$259,008	\$516,990	\$10,352,561

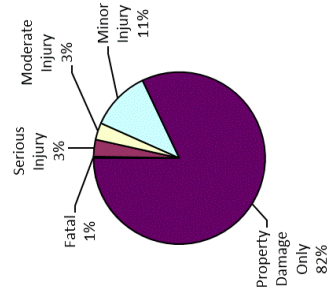
Menominee County Traffic Crashes and Crime

Index Crime Category	Number of Index Crimes	Index Crime Costs
Murder	1	\$7,288,808
Rape	7	\$2,805,194
Aggravated Assault	23	\$722,906
Robbery	2	\$68,358
Larceny	145	\$592,890
Burglary	67	\$298,771
Motor Vehicle Theft	8	\$73,087
Total	253	\$11,850,015
Average cost of index crime		\$46,838

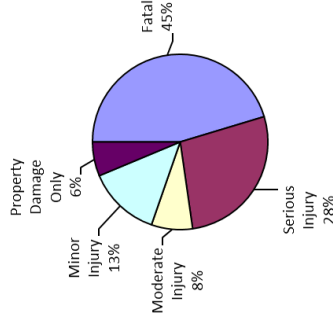
Traffic Crash Casualty Severity	Traffic Crash Casualties	Traffic Crash Costs
Fatal	2	\$17,750,783
Serious Injury	22	\$10,722,576
Moderate Injury	22	\$2,968,751
Minor Injury	78	\$5,241,624
Property Damage Only	567	\$2,465,000
Total	691	\$39,148,734
Average cost of traffic crash casualty		\$56,655

Costs of Traffic Crashes in Menominee County (2015 dollars)						
	Fatal	Serious Injury	Moderate Injury	Minor Injury	Property Damage Only	Total
Medical Care	\$23,861	\$79,310	\$138,501	\$447,678	\$147,552	\$1,336,903
Future Earnings (Lost Wages)	\$2,407,468	\$884,572	\$255,724	\$674,925	\$166,879	\$4,391,568
Public Services	\$1,800	\$3,831	\$1,685	\$4,522	\$12,421	\$24,259
Adjudication & Sanctioning	\$212,513	\$187,845	\$36,975	\$87,559	\$10,029	\$534,921
Property Damage & Loss	\$46,305	\$140,577	\$85,950	\$298,874	\$1,550,766	\$2,102,472
Subtotal (Monetary Cost)	\$2,691,948	\$1,796,135	\$518,635	\$1,513,558	\$1,869,646	\$8,390,122
Quality of Life	\$15,058,835	\$8,926,441	\$2,449,916	\$3,728,066	\$695,354	\$30,758,612
Total (Comprehensive Cost)	\$17,750,783	\$10,722,576	\$2,968,751	\$5,241,624	\$2,465,000	\$39,148,734

Traffic Crash Casualties

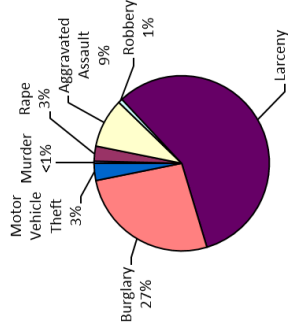


Traffic Crash Costs

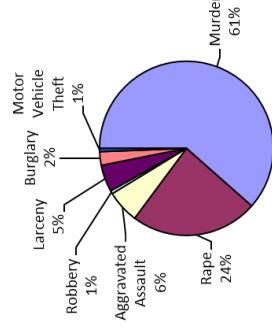


Costs of Index Crimes in Menominee County (2015 dollars)								
	Murder	Rape	Aggravated Assault	Robbery	Larceny	Burglary	Motor Vehicle Theft	Total
Medical Care	\$27,738	\$62,877	\$35,598	\$3,069	\$0	\$0	\$0	\$129,282
Future Earnings (Lost Wages)	\$918,589	\$39,232	\$25,161	\$3,163	\$3,806	\$2,215	\$793	\$992,939
Public Services	\$2,846	\$5,518	\$7,688	\$808	\$63,941	\$30,065	\$2,150	\$113,016
Adjudication & Sanctioning	\$394,370	\$172,376	\$272,324	\$11,266	\$295,307	\$52,008	\$14,193	\$1,211,865
Property Damage and Loss	\$175	\$1,097	\$1,606	\$2,281	\$135,425	\$171,414	\$51,272	\$363,270
Subtotal (Monetary Cost)	\$1,343,697	\$281,100	\$342,378	\$20,607	\$498,479	\$255,702	\$68,408	\$2,810,371
Quality of Life	\$5,945,111	\$2,524,094	\$380,529	\$47,752	\$94,411	\$43,069	\$4,679	\$9,039,644
Total (Comprehensive Costs)	\$7,288,808	\$2,805,194	\$722,906	\$68,358	\$592,890	\$298,771	\$73,087	\$11,850,015

Index Crimes



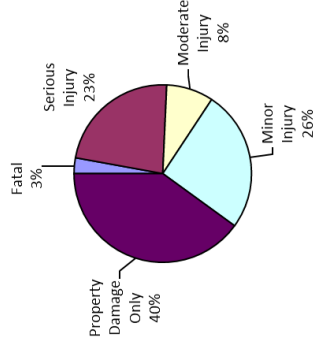
Index Crime Costs



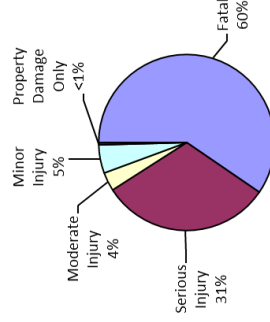
Menominee County Alcohol-Involved Crashes

Crash Casualty Severity	Crash Casualties	Crash Costs
Fatal	1	\$8,875,391
Serious Injury	8	\$4,678,059
Moderate Injury	3	\$511,470
Minor Injury	9	\$774,670
Property Damage Only	14	\$64,097
Total	35	\$14,903,689
Average cost of crash casualty		\$425,820

Crash Casualties



Crash Costs

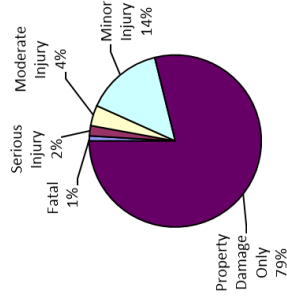


Costs of Alcohol-Involved Crashes in Menominee County (2015 dollars)						
	Fatal	Serious Injury	Moderate Injury	Minor Injury	Property Damage Only	Total
Medical Care	\$11,931	\$437,839	\$41,461	\$95,085	\$4,293	\$590,610
Future Earnings (Lost Wages)	\$1,203,734	\$677,783	\$76,753	\$143,052	\$4,782	\$2,106,105
Public Services	\$900	\$3,113	\$521	\$989	\$406	\$5,928
Adjudication & Sanctioning	\$106,256	\$103,165	\$10,519	\$19,567	\$672	\$240,179
Property Damage & Loss	\$23,153	\$90,317	\$22,343	\$56,399	\$38,365	\$230,576
Subtotal (Monetary Cost)	\$1,345,974	\$1,312,217	\$151,596	\$315,093	\$48,518	\$3,173,397
Quality of Life	\$7,529,418	\$3,365,843	\$359,874	\$459,578	\$15,580	\$11,730,292
Total (Comprehensive Cost)	\$8,875,391	\$4,678,059	\$511,470	\$774,670	\$64,097	\$14,903,689

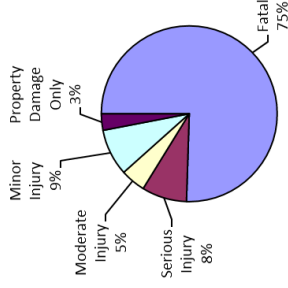
Menominee County Teen Driver Crashes

Crash Casualty Severity	Crash Casualties	Crash Costs
Fatal	1	\$8,875,391
Serious Injury	2	\$974,780
Moderate Injury	4	\$539,773
Minor Injury	15	\$1,008,005
Property Damage Only	82	\$356,490
Total	104	\$11,754,439
Average cost of crash casualty		\$113,023

Crash Casualties



Crash Costs



Costs of Teen Driver Crashes in Menominee County (2015 dollars)

	Fatal	Serious Injury	Moderate Injury	Minor Injury	Property Damage Only	Total
Medical Care	\$11,931	\$52,665	\$25,182	\$86,092	\$21,339	\$197,208
Future Earnings (Lost Wages)	\$1,203,734	\$80,416	\$46,495	\$129,793	\$24,423	\$1,484,862
Public Services	\$900	\$348	\$306	\$870	\$1,796	\$4,221
Adjudication & Sanctioning	\$106,256	\$17,077	\$6,723	\$16,838	\$1,450	\$148,345
Property Damage & Loss	\$23,153	\$12,780	\$15,627	\$57,476	\$221,381	\$330,416
Subtotal (Monetary Cost)	\$1,345,974	\$163,285	\$94,334	\$291,069	\$270,390	\$2,165,051
Quality of Life	\$7,529,418	\$811,495	\$445,439	\$716,936	\$86,101	\$9,589,388
Total (Comprehensive Cost)	\$8,875,391	\$974,780	\$539,773	\$1,008,005	\$356,490	\$11,754,439

Menominee County Motorcycle Crashes

Injury Severity	Motorcyclist Crash Victims	Motorcyclist Victim Costs
Fatal	0	\$0
Serious Injury	0	\$0
Moderate Injury	4	\$475,238
Minor Injury	3	\$335,923
Property Damage Only	6	\$23,916
Total	13	\$835,077
Average cost of crash casualty		\$64,237

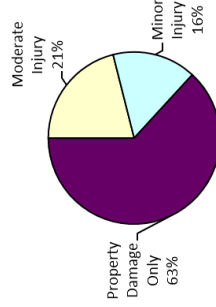
Injury Severity	Non-motorcyclist Crash Victims	Non-motorcyclist Victim Costs
Fatal	0	\$0
Serious Injury	0	\$0
Moderate Injury	0	\$0
Minor Injury	0	\$0
Property Damage Only	6	\$17,007
Total	6	\$17,007
Average cost of crash casualty		\$2,834

Motorcyclist Victim Costs in Motorcycle Crashes in Menominee County (2015 dollars)						
	Fatal	Serious Injury	Moderate Injury	Minor Injury	Property Damage Only	Total
Medical Care	\$0	\$0	\$36,147	\$25,818	\$830	\$62,795
Future Earnings (Lost Wages)	\$0	\$0	\$60,959	\$42,525	\$1,315	\$104,799
Public Services	\$0	\$0	\$690	\$493	\$361	\$1,544
Adjudication & Sanctioning	\$0	\$0	\$10,683	\$7,488	\$1,114	\$19,285
Property Damage & Loss	\$0	\$0	\$31,357	\$22,701	\$14,021	\$68,080
Subtotal (Monetary Cost)	\$0	\$0	\$139,896	\$99,025	\$17,641	\$256,563
Quality of Life	\$0	\$0	\$335,402	\$236,898	\$6,275	\$578,574
Total (Comprehensive Cost)	\$0	\$0	\$475,238	\$335,923	\$23,916	\$835,077

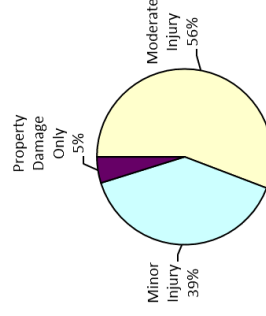
Non-motorcyclist Victim Costs in Motorcycle Crashes in Menominee County (2015 dollars)						
	Fatal	Serious Injury	Moderate Injury	Minor Injury	Property Damage Only	Total
Medical Care	\$0	\$0	\$0	\$0	\$0	\$0
Future Earnings (Lost Wages)	\$0	\$0	\$0	\$0	\$531	\$531
Public Services	\$0	\$0	\$0	\$0	\$126	\$126
Adjudication & Sanctioning	\$0	\$0	\$0	\$0	\$0	\$0
Property Damage & Loss	\$0	\$0	\$0	\$0	\$16,350	\$16,350
Subtotal (Monetary Cost)	\$0	\$0	\$0	\$0	\$17,007	\$17,007
Quality of Life	\$0	\$0	\$0	\$0	\$0	\$0
Total (Comprehensive Cost)	\$0	\$0	\$0	\$0	\$17,007	\$17,007

Costs of Motorcycle Crashes in Menominee County (2015 dollars)						
	Fatal	Serious Injury	Moderate Injury	Minor Injury	Property Damage Only	Total
Medical Care	\$0	\$0	\$36,147	\$25,818	\$830	\$62,795
Future Earnings (Lost Wages)	\$0	\$0	\$60,959	\$42,525	\$1,846	\$105,329
Public Services	\$0	\$0	\$690	\$493	\$487	\$1,670
Adjudication & Sanctioning	\$0	\$0	\$10,683	\$7,488	\$1,114	\$19,285
Property Damage & Loss	\$0	\$0	\$31,357	\$22,701	\$30,371	\$84,430
Subtotal (Monetary Cost)	\$0	\$0	\$139,896	\$99,025	\$34,648	\$273,570
Quality of Life	\$0	\$0	\$335,402	\$236,898	\$6,275	\$578,574
Total (Comprehensive Cost)	\$0	\$0	\$475,238	\$335,923	\$40,923	\$852,084

Motorcycle Crash Casualties



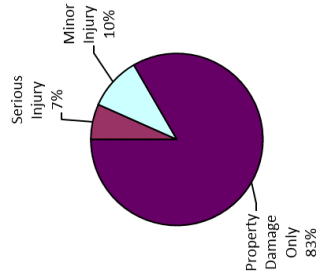
Motorcycle Crash Costs



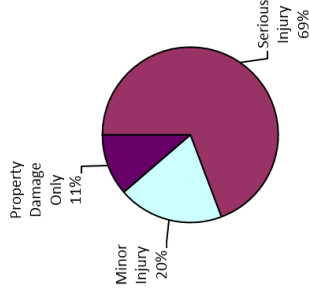
Menominee County Medium/Large Truck Crashes

Crash Casualty Severity	Crash Casualties	Crash Costs
Fatal	0	\$0
Serious Injury	2	\$1,385,254
Moderate Injury	0	\$0
Minor Injury	3	\$388,512
Property Damage Only	25	\$226,750
Total	30	\$2,000,516
Average cost of crash casualty		\$66,684

Crash Casualties



Crash Costs



Costs of Medium/Large Truck Crashes in Menominee County (2015 dollars)

	Fatal	Serious Injury	Moderate Injury	Minor Injury	Property Damage Only	Total
Medical Care	\$0	\$83,494	\$0	\$24,495	\$9,350	\$117,339
Future Earnings (Lost Wages)	\$0	\$238,468	\$0	\$65,364	\$66,250	\$372,082
Public Services	\$0	\$644	\$0	\$579	\$1,175	\$2,398
Adjudication & Sanctioning	\$0	\$32,232	\$0	\$8,997	\$7,775	\$49,004
Property Damage & Loss	\$0	\$25,110	\$0	\$20,127	\$84,975	\$130,212
Subtotal (Monetary Cost)	\$0	\$379,948	\$0	\$119,562	\$171,525	\$671,035
Quality of Life	\$0	\$1,005,306	\$0	\$268,950	\$55,225	\$1,329,481
Total (Comprehensive Cost)	\$0	\$1,385,254	\$0	\$388,512	\$226,750	\$2,000,516

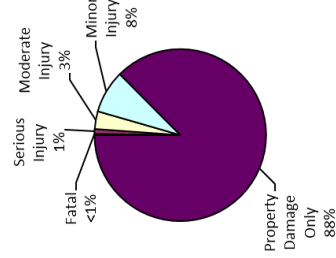
Midland County Traffic Crashes and Crime

Index Crime Category	Number of Index Crimes	Index Crime Costs
Murder	2	\$14,577,616
Rape	51	\$20,437,844
Aggravated Assault	49	\$1,540,105
Robbery	3	\$102,538
Larceny	585	\$2,392,003
Burglary	132	\$588,624
Motor Vehicle Theft	18	\$164,446
Total	840	\$39,803,175
Average cost of index crime		\$47,385

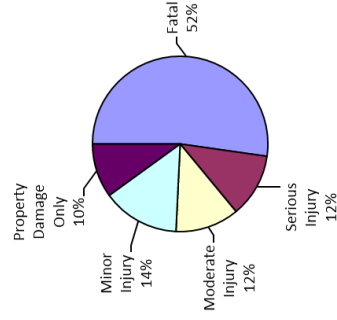
Traffic Crash Casualty Severity	Traffic Crash Casualties	Traffic Crash Costs
Fatal	10	\$88,753,914
Serious Injury	41	\$19,982,983
Moderate Injury	148	\$19,971,600
Minor Injury	360	\$24,192,111
Property Damage Only	3,901	\$16,959,371
Total	4,460	\$169,859,979
Average cost of traffic crash casualty		\$38,085

Costs of Traffic Crashes in Midland County (2015 dollars)						
	Fatal	Serious Injury	Moderate Injury	Minor Injury	Property Damage Only	Total
Medical Care	\$119,307	\$1,079,624	\$931,736	\$2,066,206	\$1,016,167	\$5,212,042
Future Earnings (Lost Wages)	\$12,037,341	\$1,648,520	\$1,720,325	\$3,115,039	\$1,161,900	\$19,683,124
Public Services	\$9,000	\$7,140	\$11,333	\$20,870	\$85,458	\$133,800
Adjudication & Sanctioning	\$1,062,563	\$350,075	\$248,744	\$404,118	\$66,987	\$2,134,498
Property Damage & Loss	\$231,526	\$261,985	\$578,209	\$1,378,418	\$10,531,775	\$12,982,913
Subtotal (Monetary Cost)	\$13,489,738	\$3,347,343	\$3,480,348	\$6,985,651	\$12,865,297	\$40,146,377
Quality of Life	\$75,294,176	\$16,635,640	\$16,481,252	\$17,208,459	\$4,096,074	\$129,713,602
Total (Comprehensive Cost)	\$88,753,914	\$19,982,983	\$19,971,600	\$24,192,111	\$16,959,371	\$169,859,979

Traffic Crash Casualties

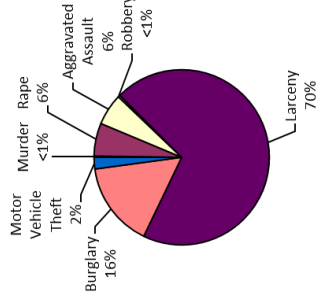


Traffic Crash Costs

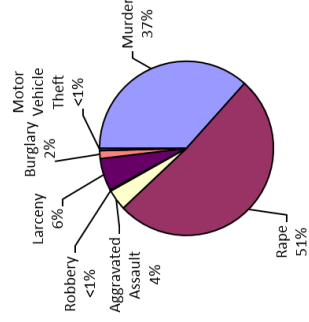


Costs of Index Crimes in Midland County (2015 dollars)								
	Murder	Rape	Aggravated Assault	Robbery	Larceny	Burglary	Motor Vehicle Theft	Total
Medical Care	\$55,475	\$488,106	\$75,839	\$4,603	\$0	\$0	\$0	\$594,023
Future Earnings (Lost Wages)	\$1,837,138	\$285,836	\$53,604	\$4,744	\$15,356	\$4,363	\$1,785	\$2,202,825
Public Services	\$5,692	\$40,202	\$16,379	\$1,212	\$257,970	\$59,232	\$4,837	\$385,524
Adjudication & Sanctioning	\$789,740	\$1,255,883	\$580,169	\$16,930	\$1,191,410	\$102,465	\$31,934	\$3,967,530
Property Damage and Loss	\$349	\$7,990	\$3,423	\$3,422	\$546,369	\$337,712	\$115,962	\$1,014,626
Subtotal (Monetary Cost)	\$2,687,395	\$2,048,016	\$729,413	\$30,910	\$2,011,104	\$603,771	\$153,919	\$8,164,929
Quality of Life	\$11,890,221	\$18,389,828	\$810,692	\$71,627	\$390,899	\$84,853	\$10,527	\$31,638,646
Total (Comprehensive Costs)	\$14,577,616	\$20,437,844	\$1,540,105	\$102,538	\$2,392,003	\$588,624	\$164,446	\$39,803,175

Index Crimes



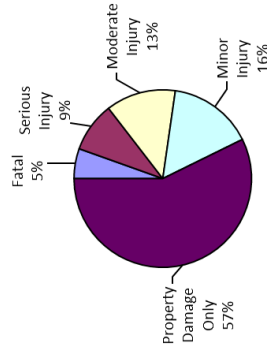
Index Crime Costs



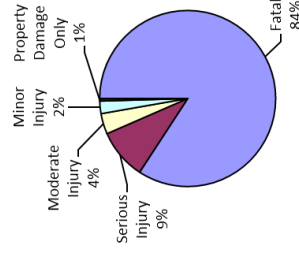
Midland County Alcohol-Involved Crashes

Crash Casualty Severity	Crash Casualties	Crash Costs
Fatal	6	\$53,252,348
Serious Injury	10	\$5,847,574
Moderate Injury	14	\$2,386,862
Minor Injury	17	\$1,463,266
Property Damage Only	63	\$288,438
Total	110	\$63,238,489
Average cost of crash casualty		\$574,895

Crash Casualties



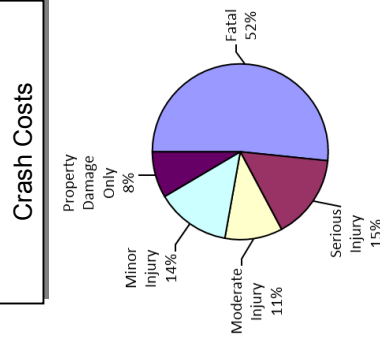
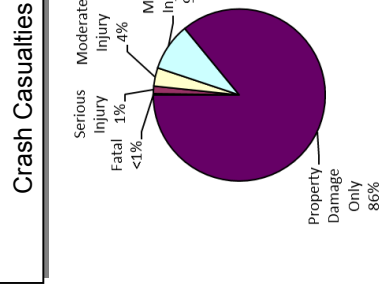
Crash Costs



Costs of Alcohol-Involved Crashes in Midland County (2015 dollars)						
	Fatal	Serious Injury	Moderate Injury	Minor Injury	Property Damage Only	Total
Medical Care	\$71,584	\$547,299	\$193,486	\$179,605	\$19,321	\$1,011,295
Future Earnings (Lost Wages)	\$7,222,404	\$847,229	\$358,181	\$270,210	\$21,518	\$8,719,543
Public Services	\$5,400	\$3,891	\$2,430	\$1,868	\$1,827	\$15,415
Adjudication & Sanctioning	\$637,538	\$128,956	\$49,087	\$36,960	\$3,023	\$855,564
Property Damage & Loss	\$138,916	\$112,896	\$104,265	\$106,532	\$172,641	\$635,250
Subtotal (Monetary Cost)	\$8,075,843	\$1,640,271	\$707,448	\$595,175	\$218,329	\$11,237,066
Quality of Life	\$45,176,506	\$4,207,303	\$1,679,413	\$868,091	\$70,109	\$52,001,422
Total (Comprehensive Cost)	\$53,252,348	\$5,847,574	\$2,386,862	\$1,463,266	\$288,438	\$63,238,489

Midland County Teen Driver Crashes

Crash Casualty Severity	Crash Casualties	Crash Costs
Fatal	2	\$17,750,783
Serious Injury	11	\$5,361,288
Moderate Injury	27	\$3,643,468
Minor Injury	70	\$4,704,022
Property Damage Only	672	\$2,921,481
Total	782	\$34,381,041
Average cost of crash casualty		\$43,966



Costs of Teen Driver Crashes in Midland County (2015 dollars)

	Fatal	Serious Injury	Moderate Injury	Minor Injury	Property Damage Only	Total
Medical Care	\$23,861	\$289,655	\$169,979	\$401,762	\$174,876	\$1,060,134
Future Earnings (Lost Wages)	\$2,407,468	\$442,286	\$313,843	\$605,702	\$200,153	\$3,969,452
Public Services	\$1,800	\$1,916	\$2,068	\$4,058	\$14,721	\$24,562
Adjudication & Sanctioning	\$212,513	\$93,922	\$45,379	\$78,579	\$11,886	\$442,278
Property Damage & Loss	\$46,305	\$70,289	\$105,484	\$268,220	\$1,814,241	\$2,304,539
Subtotal (Monetary Cost)	\$2,691,948	\$898,068	\$936,753	\$1,358,321	\$2,215,877	\$7,800,966
Quality of Life	\$15,058,835	\$4,463,221	\$3,006,715	\$3,345,700	\$705,604	\$26,580,075
Total (Comprehensive Cost)	\$17,750,783	\$5,361,288	\$3,643,468	\$4,704,022	\$2,921,481	\$34,381,041

Midland County Motorcycle Crashes

Injury Severity	Motorcyclist Crash Victims	Motorcyclist Victim Costs
Fatal	0	\$0
Serious Injury	1	\$510,887
Moderate Injury	12	\$1,425,714
Minor Injury	4	\$447,898
Property Damage Only	15	\$59,790
Total	32	\$2,444,288
Average cost of crash casualty		\$76,384

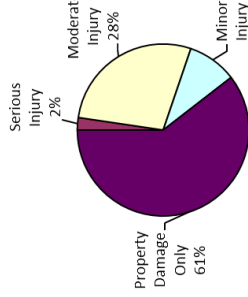
Injury Severity	Non-motorcyclist Crash Victims	Non-motorcyclist Victim Costs
Fatal	0	\$0
Serious Injury	0	\$0
Moderate Injury	0	\$0
Minor Injury	0	\$0
Property Damage Only	11	\$31,179
Total	11	\$31,179
Average cost of crash casualty		\$2,834

Motorcyclist Victim Costs in Motorcycle Crashes in Midland County (2015 dollars)						
	Fatal	Serious Injury	Moderate Injury	Minor Injury	Property Damage Only	Total
Medical Care	\$0	\$41,778	\$108,441	\$34,425	\$2,075	\$186,719
Future Earnings (Lost Wages)	\$0	\$61,228	\$182,876	\$56,700	\$3,288	\$304,091
Public Services	\$0	\$354	\$2,071	\$657	\$903	\$3,984
Adjudication & Sanctioning	\$0	\$9,502	\$32,049	\$9,984	\$2,784	\$54,319
Property Damage & Loss	\$0	\$9,866	\$94,072	\$30,269	\$35,054	\$169,250
Subtotal (Monetary Cost)	\$0	\$122,717	\$419,509	\$132,034	\$44,103	\$718,363
Quality of Life	\$0	\$388,170	\$1,006,205	\$315,864	\$15,687	\$1,725,926
Total (Comprehensive Cost)	\$0	\$510,887	\$1,425,714	\$447,898	\$59,790	\$2,444,288

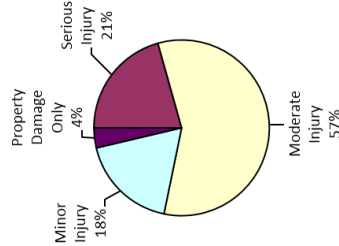
Non-motorcyclist Victim Costs in Motorcycle Crashes in Midland County (2015 dollars)						
	Fatal	Serious Injury	Moderate Injury	Minor Injury	Property Damage Only	Total
Medical Care	\$0	\$0	\$0	\$0	\$0	\$0
Future Earnings (Lost Wages)	\$0	\$0	\$0	\$0	\$973	\$973
Public Services	\$0	\$0	\$0	\$0	\$230	\$230
Adjudication & Sanctioning	\$0	\$0	\$0	\$0	\$0	\$0
Property Damage & Loss	\$0	\$0	\$0	\$0	\$29,975	\$29,975
Subtotal (Monetary Cost)	\$0	\$0	\$0	\$0	\$31,179	\$31,179
Quality of Life	\$0	\$0	\$0	\$0	\$0	\$0
Total (Comprehensive Cost)	\$0	\$0	\$0	\$0	\$31,179	\$31,179

Costs of Motorcycle Crashes in Midland County (2015 dollars)						
	Fatal	Serious Injury	Moderate Injury	Minor Injury	Property Damage Only	Total
Medical Care	\$0	\$41,778	\$108,441	\$34,425	\$2,075	\$186,719
Future Earnings (Lost Wages)	\$0	\$61,228	\$182,876	\$56,700	\$4,261	\$305,064
Public Services	\$0	\$354	\$2,071	\$657	\$1,133	\$4,215
Adjudication & Sanctioning	\$0	\$9,502	\$32,049	\$9,984	\$2,784	\$54,319
Property Damage & Loss	\$0	\$9,866	\$94,072	\$30,269	\$65,029	\$199,225
Subtotal (Monetary Cost)	\$0	\$122,717	\$419,509	\$132,034	\$75,282	\$749,541
Quality of Life	\$0	\$388,170	\$1,006,205	\$315,864	\$15,687	\$1,725,926
Total (Comprehensive Cost)	\$0	\$510,887	\$1,425,714	\$447,898	\$90,969	\$2,475,467

Motorcycle Crash Casualties



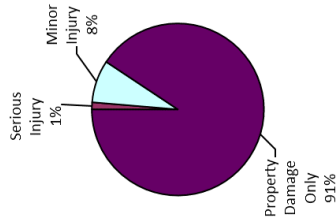
Motorcycle Crash Costs



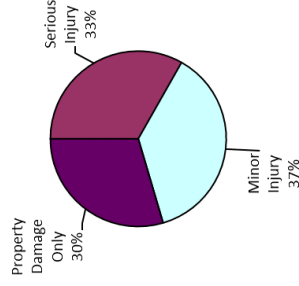
Midland County Medium/Large Truck Crashes

Crash Casualty Severity	Crash Casualties	Crash Costs
Fatal	0	\$0
Serious Injury	1	\$692,627
Moderate Injury	0	\$0
Minor Injury	6	\$777,024
Property Damage Only	68	\$616,760
Total	75	\$2,086,411
Average cost of crash casualty		\$27,819

Crash Casualties



Crash Costs



	Costs of Medium/Large Truck Crashes in Midland County (2015 dollars)					Total
	Fatal	Serious Injury	Moderate Injury	Minor Injury	Property Damage Only	
Medical Care	\$0	\$41,747	\$0	\$48,990	\$25,432	\$116,169
Future Earnings (Lost Wages)	\$0	\$119,234	\$0	\$130,728	\$185,640	\$435,602
Public Services	\$0	\$322	\$0	\$1,158	\$3,196	\$4,676
Adjudication & Sanctioning	\$0	\$16,116	\$0	\$17,994	\$21,148	\$55,258
Property Damage & Loss	\$0	\$12,555	\$0	\$40,254	\$231,132	\$283,941
Subtotal (Monetary Cost)	\$0	\$189,974	\$0	\$239,124	\$466,548	\$895,646
Quality of Life	\$0	\$502,653	\$0	\$537,900	\$150,212	\$1,190,765
Total (Comprehensive Cost)	\$0	\$692,627	\$0	\$777,024	\$616,760	\$2,086,411

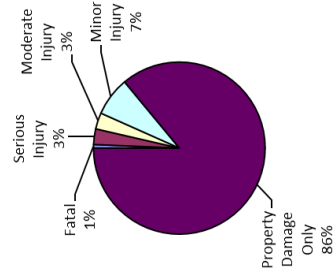
Missaukee County Traffic Crashes and Crime

Index Crime Category	Number of Index Crimes	Index Crime Costs
Murder	0	\$0
Rape	10	\$4,007,420
Aggravated Assault	9	\$282,876
Robbery	0	\$0
Larceny	87	\$355,734
Burglary	37	\$164,993
Motor Vehicle Theft	4	\$36,543
Total	147	\$4,847,567
Average cost of index crime		\$32,977

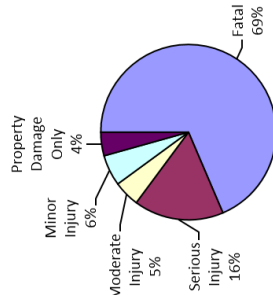
Traffic Crash Casualty Severity	Traffic Crash Casualties	Traffic Crash Costs
Fatal	5	\$44,376,957
Serious Injury	22	\$10,722,576
Moderate Injury	23	\$3,103,695
Minor Injury	55	\$3,696,017
Property Damage Only	646	\$2,808,447
Total	751	\$64,707,692
Average cost of traffic crash casualty		\$86,162

Costs of Traffic Crashes in Missaukee County (2015 dollars)						Total
	Fatal	Serious Injury	Moderate Injury	Minor Injury	Property Damage Only	
Medical Care	\$59,654	\$79,310	\$144,797	\$315,670	\$168,110	\$1,267,542
Future Earnings (Lost Wages)	\$6,018,670	\$884,572	\$267,348	\$475,909	\$192,409	\$7,838,907
Public Services	\$4,500	\$3,831	\$1,761	\$3,188	\$14,152	\$27,433
Adjudication & Sanctioning	\$531,282	\$187,845	\$38,656	\$61,740	\$11,426	\$630,949
Property Damage & Loss	\$115,763	\$140,577	\$89,857	\$210,744	\$1,744,047	\$2,300,989
Subtotal (Monetary Cost)	\$6,729,869	\$1,796,135	\$542,419	\$1,067,252	\$2,130,143	\$12,265,819
Quality of Life	\$37,647,088	\$8,926,441	\$2,561,276	\$2,628,765	\$678,304	\$52,441,873
Total (Comprehensive Cost)	\$44,376,957	\$10,722,576	\$3,103,695	\$3,696,017	\$2,808,447	\$64,707,692

Traffic Crash Casualties

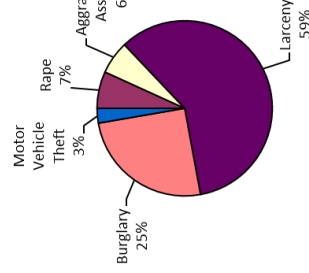


Traffic Crash Costs

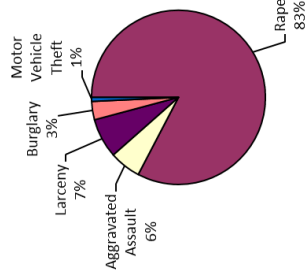


Costs of Index Crimes in Missaukee County (2015 dollars)							Total
	Murder	Rape	Aggravated Assault	Robbery	Larceny	Burglary	Motor Vehicle Theft
Medical Care	\$0	\$89,825	\$13,930	\$0	\$0	\$0	\$0
Future Earnings (Lost Wages)	\$0	\$56,046	\$9,846	\$0	\$2,284	\$1,223	\$397
Public Services	\$0	\$7,883	\$3,008	\$0	\$38,365	\$16,603	\$1,075
Adjudication & Sanctioning	\$0	\$246,252	\$106,562	\$0	\$177,184	\$28,721	\$7,097
Property Damage and Loss	\$0	\$1,567	\$629	\$0	\$81,255	\$94,662	\$25,636
Subtotal (Monetary Cost)	\$0	\$401,572	\$133,974	\$0	\$299,087	\$141,209	\$34,204
Quality of Life	\$0	\$3,605,849	\$148,903	\$0	\$56,646	\$23,784	\$2,339
Total (Comprehensive Costs)	\$0	\$4,007,420	\$282,876	\$0	\$355,734	\$164,993	\$36,543

Index Crimes



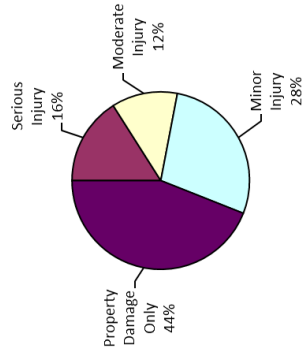
Index Crime Costs



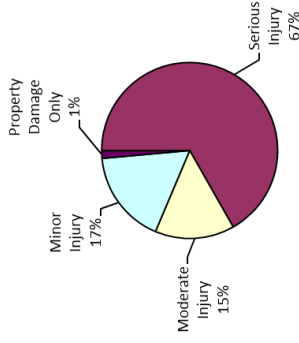
Missaukee County Alcohol-Involved Crashes

Crash Casualty Severity	Crash Casualties	Crash Costs
Fatal	0	\$0
Serious Injury	4	\$2,339,030
Moderate Injury	3	\$511,470
Minor Injury	7	\$602,521
Property Damage Only	11	\$50,362
Total	25	\$3,503,384
Average cost of crash casualty		\$140,135

Crash Casualties



Crash Costs

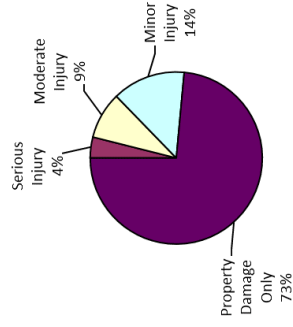


Costs of Alcohol-Involved Crashes in Missaukee County (2015 dollars)						
	Fatal	Serious Injury	Moderate Injury	Minor Injury	Property Damage Only	Total
Medical Care	\$0	\$218,920	\$41,461	\$73,955	\$3,373	\$337,709
Future Earnings (Lost Wages)	\$0	\$338,892	\$76,753	\$111,263	\$3,757	\$530,665
Public Services	\$0	\$1,556	\$521	\$769	\$319	\$3,165
Adjudication & Sanctioning	\$0	\$51,582	\$10,519	\$15,219	\$528	\$77,848
Property Damage & Loss	\$0	\$45,159	\$22,343	\$43,866	\$30,144	\$141,511
Subtotal (Monetary Cost)	\$0	\$656,108	\$151,596	\$245,072	\$38,121	\$1,090,897
Quality of Life	\$0	\$1,682,921	\$359,874	\$357,449	\$12,241	\$2,412,486
Total (Comprehensive Cost)	\$0	\$2,339,030	\$511,470	\$602,521	\$50,362	\$3,503,384

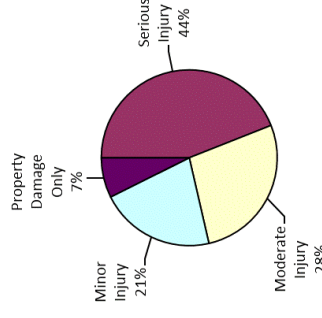
Missaukee County Teen Driver Crashes

Crash Casualty Severity	Crash Casualties	Crash Costs
Fatal	0	\$0
Serious Injury	4	\$1,949,559
Moderate Injury	9	\$1,214,489
Minor Injury	14	\$940,804
Property Damage Only	75	\$326,058
Total	102	\$4,430,911
Average cost of crash casualty		\$43,440

Crash Casualties



Crash Costs



Costs of Teen Driver Crashes in Missaukee County (2015 dollars)						
	Fatal	Serious Injury	Moderate Injury	Minor Injury	Property Damage Only	Total
Medical Care	\$0	\$105,329	\$56,660	\$80,352	\$19,517	\$261,859
Future Earnings (Lost Wages)	\$0	\$160,831	\$104,614	\$121,140	\$22,338	\$408,924
Public Services	\$0	\$697	\$689	\$612	\$1,643	\$3,840
Adjudication & Sanctioning	\$0	\$34,154	\$15,126	\$15,716	\$1,327	\$66,322
Property Damage & Loss	\$0	\$25,560	\$35,161	\$53,644	\$202,482	\$316,847
Subtotal (Monetary Cost)	\$0	\$326,570	\$212,251	\$271,664	\$247,308	\$1,057,793
Quality of Life	\$0	\$1,622,989	\$1,002,238	\$669,140	\$78,750	\$3,373,118
Total (Comprehensive Cost)	\$0	\$1,949,559	\$1,214,489	\$940,804	\$326,058	\$4,430,911

Missaukee County Motorcycle Crashes

Injury Severity	Motorcyclist Crash Victims	Motorcyclist Victim Costs
Fatal	0	\$0
Serious Injury	6	\$3,065,319
Moderate Injury	3	\$356,428
Minor Injury	0	\$0
Property Damage Only	2	\$7,972
Total	11	\$3,429,720
Average cost of crash casualty		\$311,793

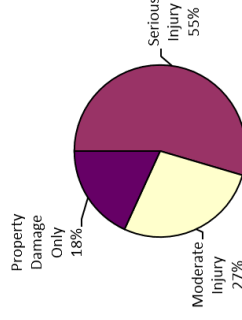
Injury Severity	Non-motorcyclist Crash Victims	Non-motorcyclist Victim Costs
Fatal	0	\$0
Serious Injury	0	\$0
Moderate Injury	0	\$0
Minor Injury	0	\$0
Property Damage Only	0	\$0
Total	0	\$0
Average cost of crash casualty		\$0

Motorcyclist Victim Costs in Motorcycle Crashes in Missaukee County (2015 dollars)						
	Fatal	Serious Injury	Moderate Injury	Minor Injury	Property Damage Only	Total
Medical Care	\$0	\$250,667	\$27,110	\$0	\$277	\$278,054
Future Earnings (Lost Wages)	\$0	\$367,366	\$45,719	\$0	\$438	\$413,523
Public Services	\$0	\$2,121	\$518	\$0	\$120	\$2,760
Adjudication & Sanctioning	\$0	\$57,011	\$8,012	\$0	\$371	\$65,395
Property Damage & Loss	\$0	\$59,135	\$23,518	\$0	\$4,674	\$87,327
Subtotal (Monetary Cost)	\$0	\$736,301	\$104,877	\$0	\$5,880	\$847,058
Quality of Life	\$0	\$2,329,018	\$251,551	\$0	\$2,092	\$2,582,661
Total (Comprehensive Cost)	\$0	\$3,065,319	\$356,428	\$0	\$7,972	\$3,429,720

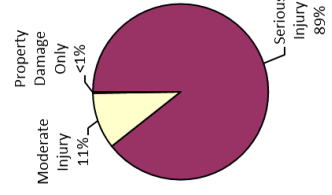
Non-motorcyclist Victim Costs in Motorcycle Crashes in Missaukee County (2015 dollars)						
	Fatal	Serious Injury	Moderate Injury	Minor Injury	Property Damage Only	Total
Medical Care	\$0	\$0	\$0	\$0	\$0	\$0
Future Earnings (Lost Wages)	\$0	\$0	\$0	\$0	\$0	\$0
Public Services	\$0	\$0	\$0	\$0	\$0	\$0
Adjudication & Sanctioning	\$0	\$0	\$0	\$0	\$0	\$0
Property Damage & Loss	\$0	\$0	\$0	\$0	\$0	\$0
Subtotal (Monetary Cost)	\$0	\$0	\$0	\$0	\$0	\$0
Quality of Life	\$0	\$0	\$0	\$0	\$0	\$0
Total (Comprehensive Cost)	\$0	\$0	\$0	\$0	\$0	\$0

Costs of Motorcycle Crashes in Missaukee County (2015 dollars)						
	Fatal	Serious Injury	Moderate Injury	Minor Injury	Property Damage Only	Total
Medical Care	\$0	\$250,667	\$27,110	\$0	\$277	\$278,054
Future Earnings (Lost Wages)	\$0	\$367,366	\$45,719	\$0	\$438	\$413,523
Public Services	\$0	\$2,121	\$518	\$0	\$120	\$2,760
Adjudication & Sanctioning	\$0	\$57,011	\$8,012	\$0	\$371	\$65,395
Property Damage & Loss	\$0	\$59,135	\$23,518	\$0	\$4,674	\$87,327
Subtotal (Monetary Cost)	\$0	\$736,301	\$104,877	\$0	\$5,880	\$847,058
Quality of Life	\$0	\$2,329,018	\$251,551	\$0	\$2,092	\$2,582,661
Total (Comprehensive Cost)	\$0	\$3,065,319	\$356,428	\$0	\$7,972	\$3,429,720

Motorcycle Crash Casualties



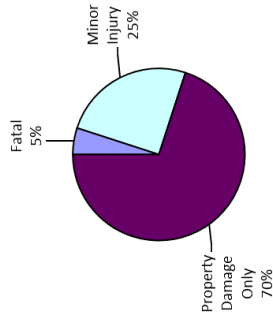
Motorcycle Crash Costs



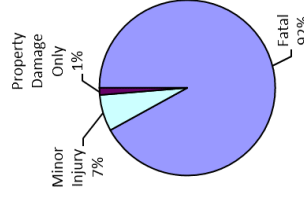
Missaukee County Medium/Large Truck Crashes

Crash Casualty Severity	Crash Casualties	Crash Costs
Fatal	1	\$8,883,936
Serious Injury	0	\$0
Moderate Injury	0	\$0
Minor Injury	5	\$647,520
Property Damage Only	14	\$126,980
Total	20	\$9,658,436
Average cost of crash casualty		\$482,922

Crash Casualties



Crash Costs



Costs of Medium/Large Truck Crashes in Missaukee County (2015 dollars)						
	Fatal	Serious Injury	Moderate Injury	Minor Injury	Property Damage Only	Total
Medical Care	\$11,931	\$0	\$0	\$40,825	\$5,236	\$57,992
Future Earnings (Lost Wages)	\$1,203,734	\$0	\$0	\$108,940	\$38,220	\$1,350,894
Public Services	\$900	\$0	\$0	\$965	\$658	\$2,523
Adjudication & Sanctioning	\$106,256	\$0	\$0	\$14,995	\$4,354	\$125,605
Property Damage & Loss	\$31,697	\$0	\$0	\$33,545	\$47,586	\$112,828
Subtotal (Monetary Cost)	\$1,354,518	\$0	\$0	\$199,270	\$96,054	\$1,649,842
Quality of Life	\$7,529,418	\$0	\$0	\$448,250	\$30,926	\$8,008,594
Total (Comprehensive Cost)	\$8,883,936	\$0	\$0	\$647,520	\$126,980	\$9,658,436

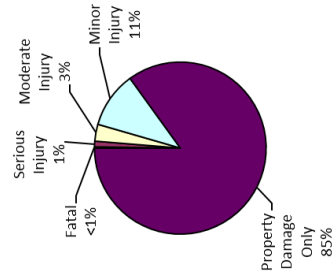
Monroe County Traffic Crashes and Crime

Index Crime Category	Number of Index Crimes	Index Crime Costs
Murder	3	\$21,866,424
Rape	101	\$40,474,947
Aggravated Assault	178	\$5,594,667
Robbery	43	\$1,469,706
Larceny	1,382	\$5,650,851
Burglary	614	\$2,737,992
Motor Vehicle Theft	127	\$1,160,256
Total	2,448	\$78,954,842
Average cost of index crime		\$32,253

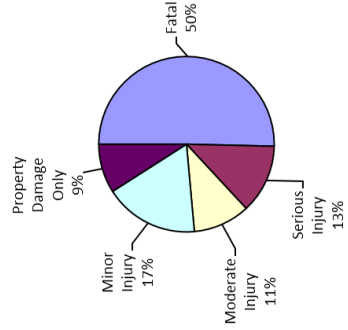
Traffic Crash Casualty Severity	Traffic Crash Casualties	Traffic Crash Costs
Fatal	15	\$133,130,871
Serious Injury	69	\$33,629,899
Moderate Injury	205	\$27,663,365
Minor Injury	684	\$45,965,011
Property Damage Only	5,499	\$23,906,583
Total	6,472	\$264,295,728
Average cost of traffic crash casualty		\$40,837

Costs of Traffic Crashes in Monroe County (2015 dollars)						
	Fatal	Serious Injury	Moderate Injury	Minor Injury	Property Damage Only	Total
Medical Care	\$178,961	\$1,816,928	\$1,290,681	\$3,925,792	\$1,431,019	\$8,643,281
Future Earnings (Lost Wages)	\$18,056,011	\$2,774,338	\$2,382,883	\$5,918,575	\$1,637,859	\$30,769,666
Public Services	\$13,501	\$12,016	\$15,698	\$39,652	\$120,464	\$201,330
Adjudication & Sanctioning	\$1,593,845	\$589,150	\$344,544	\$767,825	\$97,261	\$3,392,625
Property Damage & Loss	\$347,289	\$440,902	\$800,898	\$2,620,893	\$14,845,996	\$19,055,979
Subtotal (Monetary Cost)	\$20,189,607	\$5,633,334	\$4,834,603	\$13,272,738	\$18,132,999	\$62,062,861
Quality of Life	\$112,941,264	\$27,996,565	\$22,828,761	\$32,692,273	\$5,773,984	\$202,232,848
Total (Comprehensive Cost)	\$133,130,871	\$33,629,899	\$27,663,365	\$45,965,011	\$23,906,583	\$264,295,728

Traffic Crash Casualties

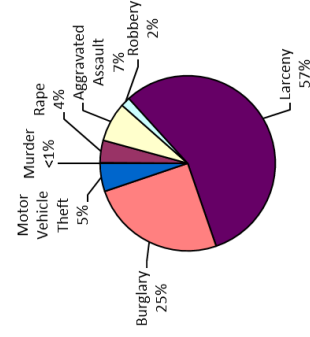


Traffic Crash Costs

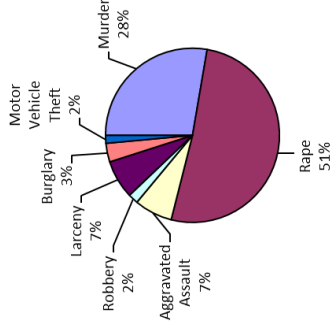


Costs of Index Crimes in Monroe County (2015 dollars)								
	Murder	Rape	Aggravated Assault	Robbery	Larceny	Burglary	Motor Vehicle Theft	Total
Medical Care	\$83,213	\$907,229	\$275,498	\$65,977	\$0	\$0	\$0	\$1,331,917
Future Earnings (Lost Wages)	\$2,755,707	\$566,067	\$194,723	\$67,994	\$36,276	\$20,295	\$12,594	\$3,653,656
Public Services	\$8,537	\$79,616	\$59,500	\$17,377	\$609,426	\$275,518	\$34,129	\$1,084,104
Adjudication & Sanctioning	\$1,183,110	\$2,487,141	\$2,107,551	\$242,667	\$2,814,578	\$476,615	\$225,315	\$9,536,968
Property Damage and Loss	\$524	\$15,823	\$12,433	\$49,042	\$1,290,738	\$1,570,871	\$813,946	\$3,753,376
Subtotal (Monetary Cost)	\$4,031,092	\$4,085,876	\$2,649,706	\$443,047	\$4,751,018	\$2,343,299	\$1,085,984	\$19,360,021
Quality of Life	\$17,835,332	\$36,419,071	\$2,944,106	\$1,026,659	\$999,833	\$394,693	\$74,271	\$59,594,821
Total (Comprehensive Costs)	\$21,866,424	\$40,474,947	\$5,594,667	\$1,469,706	\$5,650,851	\$2,737,992	\$1,160,256	\$78,954,842

Index Crimes



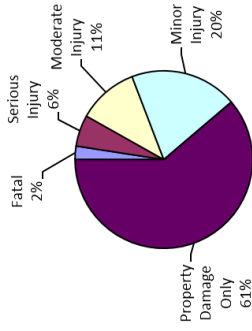
Index Crime Costs



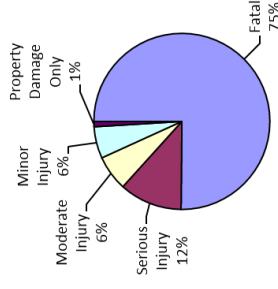
Monroe County Alcohol-Involved Crashes

Crash Casualty Severity	Crash Casualties	Crash Costs
Fatal	6	\$53,252,348
Serious Injury	14	\$8,186,604
Moderate Injury	27	\$4,603,234
Minor Injury	48	\$4,131,575
Property Damage Only	150	\$686,757
Total	245	\$70,860,518
Average cost of crash casualty		\$289,227

Crash Casualties



Crash Costs

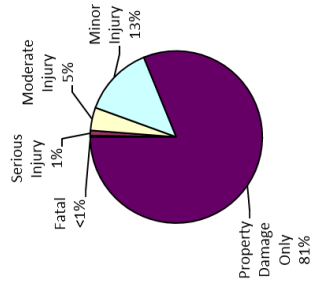


Costs of Alcohol-Involved Crashes in Monroe County (2015 dollars)						
	Fatal	Serious Injury	Moderate Injury	Minor Injury	Property Damage Only	Total
Medical Care	\$71,584	\$766,218	\$373,151	\$507,120	\$46,002	\$1,764,075
Future Earnings (Lost Wages)	\$7,222,404	\$1,186,121	\$690,779	\$762,946	\$51,234	\$9,913,484
Public Services	\$5,400	\$5,447	\$4,685	\$5,274	\$4,349	\$25,156
Adjudication & Sanctioning	\$637,538	\$180,538	\$94,667	\$104,359	\$7,197	\$1,024,299
Property Damage & Loss	\$138,916	\$158,055	\$201,083	\$300,795	\$411,050	\$1,209,898
Subtotal (Monetary Cost)	\$8,075,843	\$2,296,379	\$1,364,365	\$1,680,494	\$519,831	\$13,936,912
Quality of Life	\$45,176,506	\$5,890,225	\$3,238,869	\$2,451,081	\$166,926	\$56,923,606
Total (Comprehensive Cost)	\$53,252,348	\$8,186,604	\$4,603,234	\$4,131,575	\$686,757	\$70,860,518

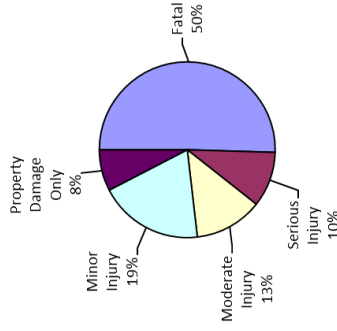
Monroe County Teen Driver Crashes

Crash Casualty Severity	Crash Casualties	Crash Costs
Fatal	3	\$26,626,174
Serious Injury	11	\$5,361,288
Moderate Injury	49	\$6,612,219
Minor Injury	151	\$10,147,247
Property Damage Only	922	\$4,008,341
Total	1,136	\$52,755,269
Average cost of crash casualty		\$46,439

Crash Casualties



Crash Costs



Costs of Teen Driver Crashes in Monroe County (2015 dollars)

	Fatal	Serious Injury	Moderate Injury	Minor Injury	Property Damage Only	Total
Medical Care	\$35,792	\$289,655	\$308,480	\$866,659	\$239,934	\$1,740,521
Future Earnings (Lost Wages)	\$3,611,202	\$442,286	\$569,567	\$1,306,586	\$274,615	\$6,204,256
Public Services	\$2,700	\$1,916	\$3,752	\$8,754	\$20,198	\$37,319
Adjudication & Sanctioning	\$318,769	\$93,922	\$82,354	\$169,505	\$16,307	\$680,859
Property Damage & Loss	\$69,458	\$70,289	\$191,434	\$578,589	\$2,489,181	\$3,398,951
Subtotal (Monetary Cost)	\$4,037,921	\$898,068	\$1,155,588	\$2,930,093	\$3,040,236	\$12,061,906
Quality of Life	\$22,588,253	\$4,463,221	\$5,456,631	\$7,217,154	\$968,106	\$40,693,364
Total (Comprehensive Cost)	\$26,626,174	\$5,361,288	\$6,612,219	\$10,147,247	\$4,008,341	\$52,755,269

Monroe County Motorcycle Crashes

Injury Severity	Motorcyclist Crash Victims	Motorcyclist Victim Costs
Fatal	3	\$26,447,770
Serious Injury	5	\$2,554,433
Moderate Injury	15	\$1,782,142
Minor Injury	14	\$1,567,642
Property Damage Only	26	\$103,637
Total	63	\$32,455,623
Average cost of crash casualty		\$515,169

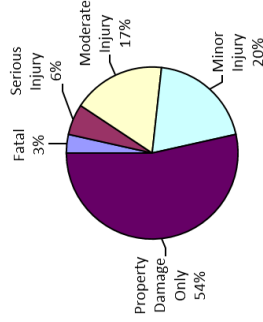
Injury Severity	Non-motorcyclist Crash Victims	Non-motorcyclist Victim Costs
Fatal	0	\$0
Serious Injury	0	\$0
Moderate Injury	0	\$0
Minor Injury	3	\$201,601
Property Damage Only	20	\$56,688
Total	23	\$258,289
Average cost of crash casualty		\$11,230

Motorcyclist Victim Costs in Motorcycle Crashes in Monroe County (2015 dollars)						
	Fatal	Serious Injury	Moderate Injury	Minor Injury	Property Damage Only	Total
Medical Care	\$35,792	\$208,889	\$135,551	\$120,486	\$3,597	\$504,316
Future Earnings (Lost Wages)	\$3,628,449	\$306,138	\$228,595	\$198,449	\$5,699	\$4,367,330
Public Services	\$2,365	\$1,768	\$2,589	\$2,298	\$1,565	\$10,585
Adjudication & Sanctioning	\$318,770	\$47,510	\$40,061	\$34,945	\$4,825	\$446,112
Property Damage & Loss	\$38,853	\$49,279	\$117,590	\$105,940	\$60,760	\$372,422
Subtotal (Monetary Cost)	\$4,024,230	\$613,584	\$524,386	\$462,119	\$76,446	\$5,700,764
Quality of Life	\$22,423,540	\$1,940,849	\$1,257,756	\$1,105,524	\$27,191	\$26,754,859
Total (Comprehensive Cost)	\$26,447,770	\$2,554,433	\$1,782,142	\$1,567,642	\$103,637	\$32,455,623

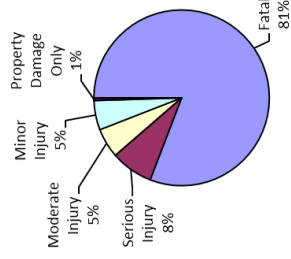
Non-motorcyclist Victim Costs in Motorcycle Crashes in Monroe County (2015 dollars)						
	Fatal	Serious Injury	Moderate Injury	Minor Injury	Property Damage Only	Total
Medical Care	\$0	\$0	\$0	\$17,218	\$0	\$17,218
Future Earnings (Lost Wages)	\$0	\$0	\$0	\$25,959	\$1,769	\$27,728
Public Services	\$0	\$0	\$0	\$174	\$419	\$593
Adjudication & Sanctioning	\$0	\$0	\$0	\$3,368	\$0	\$3,368
Property Damage & Loss	\$0	\$0	\$0	\$11,495	\$54,500	\$65,995
Subtotal (Monetary Cost)	\$0	\$0	\$0	\$58,214	\$56,688	\$114,902
Quality of Life	\$0	\$0	\$0	\$143,387	\$0	\$143,387
Total (Comprehensive Cost)	\$0	\$0	\$0	\$201,601	\$56,688	\$258,289

Costs of Motorcycle Crashes in Monroe County (2015 dollars)						
	Fatal	Serious Injury	Moderate Injury	Minor Injury	Property Damage Only	Total
Medical Care	\$35,792	\$208,889	\$135,551	\$137,704	\$3,597	\$521,534
Future Earnings (Lost Wages)	\$3,628,449	\$306,138	\$228,595	\$224,408	\$7,468	\$4,395,058
Public Services	\$2,365	\$1,768	\$2,589	\$2,472	\$1,984	\$11,178
Adjudication & Sanctioning	\$318,770	\$47,510	\$40,061	\$38,313	\$4,825	\$449,479
Property Damage & Loss	\$38,853	\$49,279	\$117,590	\$117,435	\$115,260	\$438,417
Subtotal (Monetary Cost)	\$4,024,230	\$613,584	\$524,386	\$520,333	\$133,134	\$5,815,666
Quality of Life	\$22,423,540	\$1,940,849	\$1,257,756	\$1,248,911	\$27,191	\$26,895,246
Total (Comprehensive Cost)	\$26,447,770	\$2,554,433	\$1,782,142	\$1,769,243	\$160,325	\$32,713,913

Motorcycle Crash Casualties



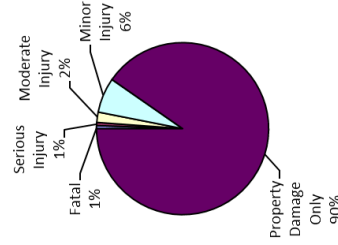
Motorcycle Crash Costs



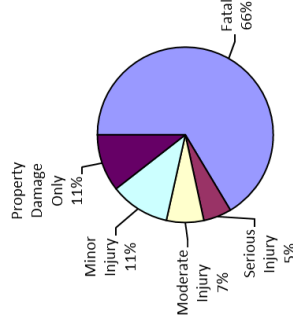
Monroe County Medium/Large Truck Crashes

Crash Casualty Severity	Crash Casualties	Crash Costs
Fatal	3	\$26,651,807
Serious Injury	3	\$2,077,881
Moderate Injury	10	\$2,750,310
Minor Injury	34	\$4,403,136
Property Damage Only	467	\$4,235,690
Total	517	\$40,118,824
Average cost of crash casualty		\$77,599

Crash Casualties



Crash Costs



Costs of Medium/Large Truck Crashes in Monroe County (2015 dollars)						
	Fatal	Serious Injury	Moderate Injury	Minor Injury	Property Damage Only	Total
Medical Care	\$35,792	\$125,241	\$178,050	\$277,610	\$174,658	\$791,351
Future Earnings (Lost Wages)	\$3,611,202	\$357,702	\$510,440	\$740,792	\$1,274,910	\$6,495,046
Public Services	\$2,700	\$966	\$1,760	\$6,562	\$21,949	\$33,937
Adjudication & Sanctioning	\$318,769	\$48,348	\$68,920	\$101,966	\$145,237	\$683,240
Property Damage & Loss	\$95,091	\$37,665	\$93,200	\$228,106	\$1,587,333	\$2,041,395
Subtotal (Monetary Cost)	\$4,063,555	\$569,922	\$852,370	\$1,355,036	\$3,204,087	\$10,044,970
Quality of Life	\$22,588,253	\$1,507,959	\$1,897,940	\$3,048,100	\$1,031,603	\$30,073,855
Total (Comprehensive Cost)	\$26,651,807	\$2,077,881	\$2,750,310	\$4,403,136	\$4,235,690	\$40,118,824

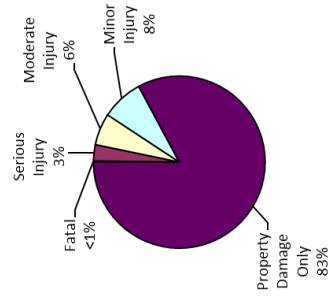
Montcalm County Traffic Crashes and Crime

Index Crime Category	Number of Index Crimes	Index Crime Costs
Murder	1	\$7,288,808
Rape	84	\$33,662,332
Aggravated Assault	99	\$3,111,640
Robbery	3	\$102,538
Larceny	519	\$2,122,136
Burglary	205	\$914,150
Motor Vehicle Theft	40	\$365,435
Total	951	\$47,567,039
Average cost of index crime		\$50,018

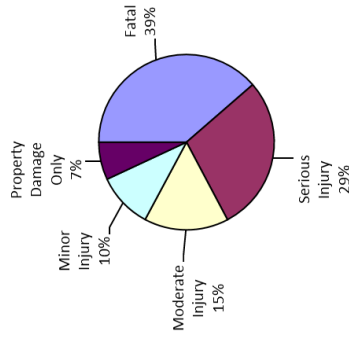
Traffic Crash Casualty Severity	Traffic Crash Casualties	Traffic Crash Costs
Fatal	6	\$53,252,348
Serious Injury	81	\$39,478,577
Moderate Injury	159	\$21,455,976
Minor Injury	210	\$14,112,065
Property Damage Only	2,203	\$9,577,415
Total	2,659	\$137,876,380
Average cost of traffic crash casualty		\$51,853

Costs of Traffic Crashes in Montcalm County (2015 dollars)						
	Fatal	Serious Injury	Moderate Injury	Minor Injury	Property Damage Only	Total
Medical Care	\$71,584	\$2,132,916	\$1,000,987	\$1,205,287	\$73,292	\$4,984,067
Future Earnings (Lost Wages)	\$7,222,404	\$3,256,831	\$1,848,187	\$1,817,106	\$665,156	\$14,800,685
Public Services	\$5,400	\$14,105	\$12,175	\$12,174	\$48,280	\$92,115
Adjudication & Sanctioning	\$637,538	\$691,611	\$267,232	\$235,736	\$38,965	\$1,877,081
Property Damage & Loss	\$138,916	\$517,581	\$621,184	\$804,660	\$5,397,577	\$8,023,919
Subtotal (Monetary Cost)	\$8,075,643	\$6,613,044	\$3,749,766	\$4,074,963	\$7,264,251	\$29,777,668
Quality of Life	\$45,176,506	\$32,865,533	\$17,706,210	\$10,037,101	\$2,313,164	\$108,098,514
Total (Comprehensive Cost)	\$53,252,348	\$39,478,577	\$21,455,976	\$14,112,065	\$9,577,415	\$137,876,380

Traffic Crash Casualties

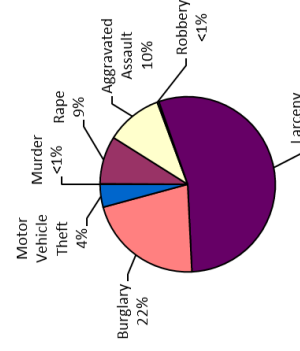


Traffic Crash Costs

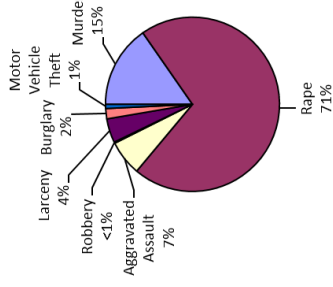


Costs of Index Crimes in Montcalm County (2015 dollars)								
	Murder	Rape	Aggravated Assault	Robbery	Larceny	Burglary	Motor Vehicle Theft	Total
Medical Care	\$27,738	\$754,527	\$153,228	\$4,603	\$0	\$0	\$0	\$940,094
Future Earnings (Lost Wages)	\$918,589	\$470,788	\$108,301	\$4,744	\$13,623	\$6,776	\$3,966	\$1,526,768
Public Services	\$2,846	\$66,216	\$33,093	\$1,212	\$228,866	\$91,989	\$10,749	\$434,970
Adjudication & Sanctioning	\$394,370	\$2,068,514	\$1,172,177	\$16,930	\$1,056,994	\$159,130	\$70,965	\$4,939,081
Property Damage and Loss	\$175	\$13,159	\$6,915	\$3,422	\$484,727	\$524,476	\$256,361	\$1,289,235
Subtotal (Monetary Cost)	\$1,343,697	\$3,373,203	\$1,473,713	\$30,910	\$1,784,210	\$782,372	\$342,042	\$9,150,748
Quality of Life	\$5,945,111	\$30,289,128	\$1,637,928	\$71,627	\$337,926	\$131,779	\$23,393	\$38,436,891
Total (Comprehensive Costs)	\$7,288,808	\$33,662,332	\$3,111,640	\$102,538	\$2,122,136	\$914,150	\$365,435	\$47,567,039

Index Crimes

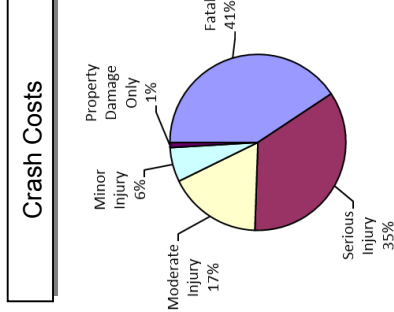
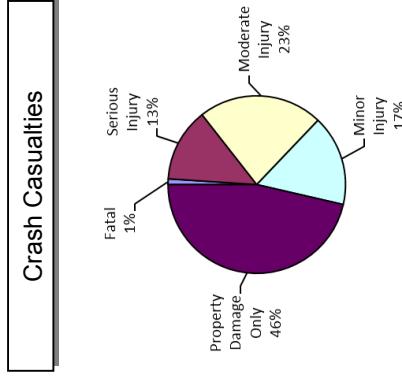


Index Crime Costs



Montcalm County Alcohol-Involved Crashes

Crash Casualty Severity	Crash Casualties	Crash Costs
Fatal	1	\$8,875,391
Serious Injury	13	\$7,601,846
Moderate Injury	22	\$3,750,783
Minor Injury	16	\$1,377,192
Property Damage Only	45	\$206,027
Total	97	\$21,811,240
Average cost of crash casualty		\$224,858



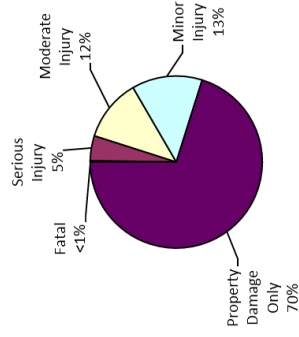
Costs of Alcohol-Involved Crashes in Montcalm County (2015 dollars)

	Fatal	Serious Injury	Moderate Injury	Minor Injury	Property Damage Only	Total
Medical Care	\$11,931	\$711,489	\$304,049	\$169,040	\$13,800	\$1,210,309
Future Earnings (Lost Wages)	\$1,203,734	\$1,101,398	\$562,857	\$254,315	\$15,370	\$3,137,674
Public Services	\$900	\$5,058	\$3,818	\$1,758	\$1,305	\$12,839
Adjudication & Sanctioning	\$106,256	\$167,643	\$77,136	\$34,786	\$2,159	\$387,980
Property Damage & Loss	\$23,153	\$146,765	\$163,846	\$100,265	\$123,315	\$557,343
Subtotal (Monetary Cost)	\$1,345,974	\$2,132,352	\$1,111,705	\$560,165	\$155,949	\$5,306,145
Quality of Life	\$7,529,418	\$5,469,494	\$2,639,078	\$817,027	\$50,078	\$16,505,095
Total (Comprehensive Cost)	\$8,875,391	\$7,601,846	\$3,750,783	\$1,377,192	\$206,027	\$21,811,240

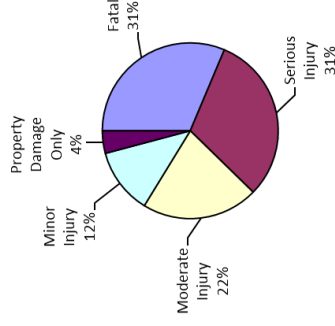
Montcalm County Teen Driver Crashes

Crash Casualty Severity	Crash Casualties	Crash Costs
Fatal	1	\$8,875,391
Serious Injury	18	\$8,773,017
Moderate Injury	45	\$6,072,446
Minor Injury	51	\$3,427,216
Property Damage Only	270	\$1,173,809
Total	385	\$28,321,879
Average cost of crash casualty		\$73,563

Crash Casualties



Crash Costs



Costs of Teen Driver Crashes in Montcalm County (2015 dollars)						
	Fatal	Serious Injury	Moderate Injury	Minor Injury	Property Damage Only	Total
Medical Care	\$11,931	\$473,981	\$283,298	\$292,713	\$70,263	\$1,132,186
Future Earnings (Lost Wages)	\$1,203,734	\$723,740	\$523,072	\$441,297	\$80,419	\$2,972,262
Public Services	\$900	\$3,135	\$3,446	\$2,957	\$5,915	\$16,352
Adjudication & Sanctioning	\$106,256	\$153,691	\$75,632	\$57,250	\$4,776	\$397,605
Property Damage & Loss	\$23,153	\$115,018	\$175,807	\$195,417	\$728,936	\$1,238,331
Subtotal (Monetary Cost)	\$1,345,974	\$1,469,565	\$1,061,254	\$989,634	\$890,308	\$5,756,735
Quality of Life	\$7,529,418	\$7,303,452	\$5,011,192	\$2,437,582	\$283,502	\$22,565,144
Total (Comprehensive Cost)	\$8,875,391	\$8,773,017	\$6,072,446	\$3,427,216	\$1,173,809	\$28,321,879

Montcalm County Motorcycle Crashes

Injury Severity	Motorcyclist Crash Victims	Motorcyclist Victim Costs
Fatal	2	\$17,631,846
Serious Injury	12	\$6,130,638
Moderate Injury	6	\$712,857
Minor Injury	3	\$335,923
Property Damage Only	5	\$19,930
Total	28	\$24,831,195
Average cost of crash casualty		\$886,828

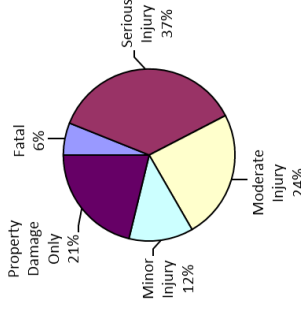
Injury Severity	Non-motorcyclist Crash Victims	Non-motorcyclist Victim Costs
Fatal	0	\$0
Serious Injury	0	\$0
Moderate Injury	2	\$269,886
Minor Injury	1	\$67,200
Property Damage Only	2	\$5,669
Total	5	\$342,756
Average cost of crash casualty		\$68,551

Motorcyclist Victim Costs in Motorcycle Crashes in Montcalm County (2015 dollars)						
	Fatal	Serious Injury	Moderate Injury	Minor Injury	Property Damage Only	Total
Medical Care	\$23,861	\$501,334	\$54,220	\$25,818	\$692	\$605,926
Future Earnings (Lost Wages)	\$2,418,966	\$734,731	\$91,438	\$42,525	\$1,096	\$3,288,756
Public Services	\$1,577	\$4,243	\$1,036	\$493	\$301	\$7,648
Adjudication & Sanctioning	\$212,514	\$114,023	\$16,024	\$7,488	\$928	\$350,977
Property Damage & Loss	\$25,902	\$118,270	\$47,036	\$22,701	\$11,685	\$225,595
Subtotal (Monetary Cost)	\$2,682,820	\$1,472,601	\$209,754	\$99,025	\$14,701	\$4,478,902
Quality of Life	\$14,949,027	\$4,658,037	\$503,103	\$236,898	\$5,229	\$20,352,293
Total (Comprehensive Cost)	\$17,631,846	\$6,130,638	\$712,857	\$335,923	\$19,930	\$24,831,195

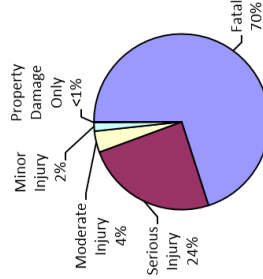
Non-motorcyclist Victim Costs in Motorcycle Crashes in Montcalm County (2015 dollars)						
	Fatal	Serious Injury	Moderate Injury	Minor Injury	Property Damage Only	Total
Medical Care	\$0	\$0	\$12,591	\$5,739	\$0	\$18,330
Future Earnings (Lost Wages)	\$0	\$0	\$23,248	\$8,653	\$177	\$32,077
Public Services	\$0	\$0	\$153	\$58	\$42	\$253
Adjudication & Sanctioning	\$0	\$0	\$3,361	\$1,123	\$0	\$4,484
Property Damage & Loss	\$0	\$0	\$7,814	\$3,832	\$5,450	\$17,095
Subtotal (Monetary Cost)	\$0	\$0	\$47,167	\$19,405	\$5,669	\$72,240
Quality of Life	\$0	\$0	\$222,720	\$47,796	\$0	\$270,515
Total (Comprehensive Cost)	\$0	\$0	\$269,886	\$67,200	\$5,669	\$342,756

Costs of Motorcycle Crashes in Montcalm County (2015 dollars)						
	Fatal	Serious Injury	Moderate Injury	Minor Injury	Property Damage Only	Total
Medical Care	\$23,861	\$501,334	\$66,811	\$31,558	\$692	\$624,257
Future Earnings (Lost Wages)	\$2,418,966	\$734,731	\$114,686	\$51,178	\$1,273	\$3,320,833
Public Services	\$1,577	\$4,243	\$1,189	\$551	\$343	\$7,901
Adjudication & Sanctioning	\$212,514	\$114,023	\$19,386	\$8,611	\$928	\$355,461
Property Damage & Loss	\$25,902	\$118,270	\$54,850	\$26,533	\$17,135	\$242,690
Subtotal (Monetary Cost)	\$2,682,820	\$1,472,601	\$256,921	\$118,430	\$20,370	\$4,551,143
Quality of Life	\$14,949,027	\$4,658,037	\$725,822	\$284,694	\$5,229	\$20,622,808
Total (Comprehensive Cost)	\$17,631,846	\$6,130,638	\$982,743	\$403,124	\$25,599	\$25,173,951

Motorcycle Crash Casualties



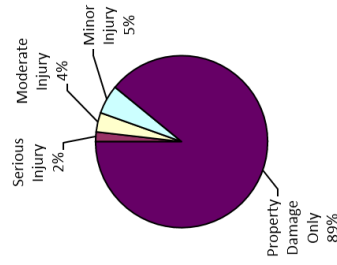
Motorcycle Crash Costs



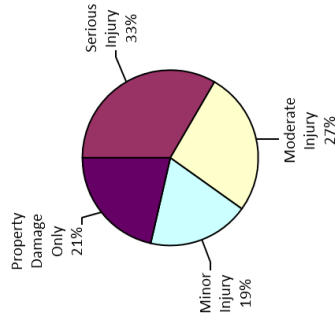
Montcalm County Medium/Large Truck Crashes

Crash Casualty Severity	Crash Casualties	Crash Costs
Fatal	0	\$0
Serious Injury	1	\$692,627
Moderate Injury	2	\$550,062
Minor Injury	3	\$388,512
Property Damage Only	49	\$444,430
Total	55	\$2,075,631
Average cost of crash casualty		\$37,739

Crash Casualties



Crash Costs

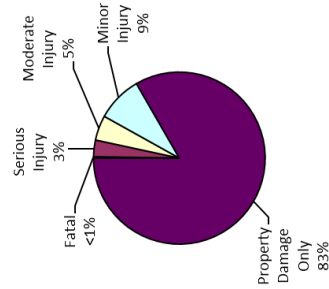


Costs of Medium/Large Truck Crashes in Montcalm County (2015 dollars)						
	Fatal	Serious Injury	Moderate Injury	Minor Injury	Property Damage Only	Total
Medical Care	\$0	\$41,747	\$35,610	\$24,495	\$18,326	\$120,178
Future Earnings (Lost Wages)	\$0	\$119,234	\$102,088	\$65,364	\$133,770	\$420,456
Public Services	\$0	\$322	\$352	\$579	\$2,303	\$3,556
Adjudication & Sanctioning	\$0	\$16,116	\$13,784	\$8,997	\$15,239	\$54,136
Property Damage & Loss	\$0	\$12,555	\$18,640	\$20,127	\$166,551	\$217,873
Subtotal (Monetary Cost)	\$0	\$189,974	\$170,474	\$119,562	\$336,189	\$816,199
Quality of Life	\$0	\$502,653	\$379,588	\$268,950	\$108,241	\$1,259,432
Total (Comprehensive Cost)	\$0	\$692,627	\$550,062	\$388,512	\$444,430	\$2,075,631

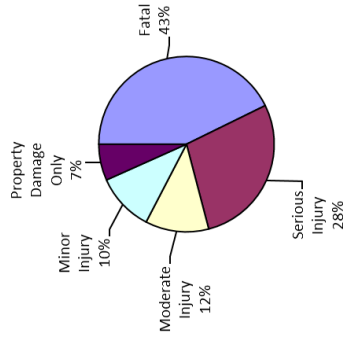
Montmorency County Traffic Crashes and Crime

Traffic Crash Casualty Severity	Traffic Crash Casualties	Traffic Crash Costs
Fatal	1	\$8,875,391
Serious Injury	12	\$5,848,678
Moderate Injury	18	\$2,428,978
Minor Injury	33	\$2,217,610
Property Damage Only	320	\$1,391,181
Total	384	\$20,761,839
Average cost of traffic crash casualty		\$54,067

Traffic Crash Casualties



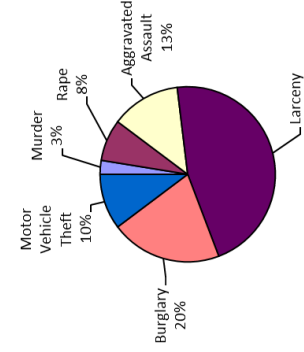
Traffic Crash Costs



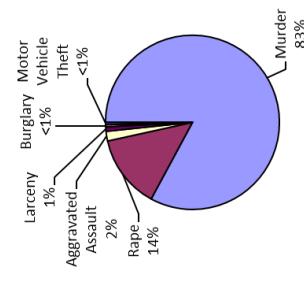
Costs of Traffic Crashes in Montmorency County (2015 dollars)						
	Fatal	Serious Injury	Moderate Injury	Minor Injury	Property Damage Only	Total
Medical Care	\$11,931	\$315,987	\$113,319	\$189,402	\$63,274	\$713,914
Future Earnings (Lost Wages)	\$1,203,734	\$482,494	\$209,229	\$285,546	\$95,311	\$2,276,313
Public Services	\$900	\$2,090	\$1,378	\$1,913	\$7,010	\$13,291
Adjudication & Sanctioning	\$106,256	\$102,461	\$30,253	\$37,044	\$5,660	\$281,674
Property Damage & Loss	\$23,153	\$76,679	\$70,323	\$126,447	\$863,924	\$1,160,525
Subtotal (Monetary Cost)	\$1,345,974	\$978,710	\$424,502	\$640,351	\$1,065,179	\$4,445,717
Quality of Life	\$7,529,418	\$4,866,968	\$2,004,477	\$1,577,259	\$336,002	\$16,316,123
Total (Comprehensive Cost)	\$8,875,391	\$5,848,678	\$2,428,978	\$2,217,610	\$1,391,181	\$20,761,839

Index Crime Category	Number of Index Crimes	Index Crime Costs
Murder	1	\$7,288,808
Rape	3	\$1,202,226
Aggravated Assault	5	\$157,154
Robbery	0	\$0
Larceny	18	\$73,600
Burglary	8	\$35,674
Motor Vehicle Theft	4	\$36,543
Total	39	\$8,794,005
Average cost of index crime		\$225,487

Index Crimes



Index Crime Costs

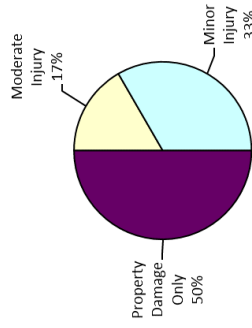


Costs of Index Crimes in Montmorency County (2015 dollars)								
	Murder	Rape	Aggravated Assault	Robbery	Larceny	Burglary	Motor Vehicle Theft	Total
Medical Care	\$27,738	\$26,947	\$7,739	\$0	\$0	\$0	\$0	\$62,424
Future Earnings (Lost Wages)	\$918,589	\$16,814	\$5,470	\$0	\$472	\$264	\$397	\$941,986
Public Services	\$2,846	\$2,365	\$1,671	\$0	\$7,938	\$3,590	\$1,075	\$19,484
Adjudication & Sanctioning	\$394,370	\$73,875	\$59,201	\$0	\$36,659	\$6,210	\$7,097	\$577,412
Property Damage and Loss	\$175	\$470	\$349	\$0	\$16,811	\$20,467	\$25,636	\$63,909
Subtotal (Monetary Cost)	\$1,343,697	\$120,472	\$74,430	\$0	\$61,880	\$30,832	\$34,204	\$1,665,215
Quality of Life	\$5,945,111	\$1,081,755	\$82,724	\$0	\$11,720	\$5,143	\$2,338	\$7,128,791
Total (Comprehensive Costs)	\$7,288,808	\$1,202,226	\$157,154	\$0	\$73,600	\$35,674	\$36,543	\$8,794,005

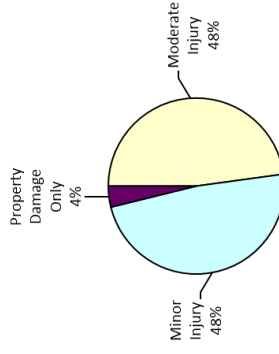
Montmorency County Alcohol-Involved Crashes

Crash Casualty Severity	Crash Casualties	Crash Costs
Fatal	0	\$0
Serious Injury	0	\$0
Moderate Injury	1	\$170,490
Minor Injury	2	\$172,149
Property Damage Only	3	\$13,735
Total	6	\$356,374
Average cost of crash casualty		\$59,396

Crash Casualties



Crash Costs

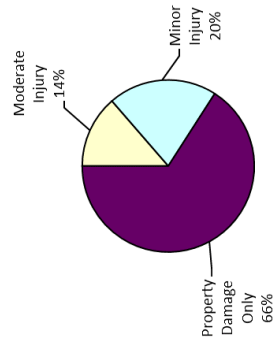


Costs of Alcohol-Involved Crashes in Montmorency County (2015 dollars)						
	Fatal	Serious Injury	Moderate Injury	Minor Injury	Property Damage Only	Total
Medical Care	\$0	\$0	\$13,820	\$21,130	\$920	\$35,870
Future Earnings (Lost Wages)	\$0	\$0	\$25,584	\$31,789	\$1,025	\$58,398
Public Services	\$0	\$0	\$174	\$220	\$87	\$480
Adjudication & Sanctioning	\$0	\$0	\$3,506	\$4,348	\$144	\$7,998
Property Damage & Loss	\$0	\$0	\$7,448	\$12,533	\$8,221	\$28,202
Subtotal (Monetary Cost)	\$0	\$0	\$50,532	\$70,021	\$10,397	\$130,949
Quality of Life	\$0	\$0	\$119,958	\$102,128	\$3,339	\$225,425
Total (Comprehensive Cost)	\$0	\$0	\$170,490	\$172,149	\$13,735	\$356,374

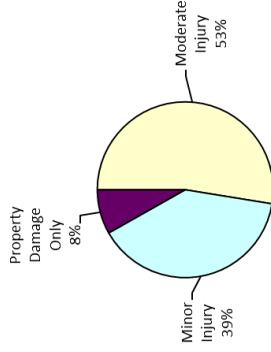
Montmorency County Teen Driver Crashes

Crash Casualty Severity	Crash Casualties	Crash Costs
Fatal	0	\$0
Serious Injury	0	\$0
Moderate Injury	6	\$809,659
Minor Injury	9	\$604,803
Property Damage Only	29	\$126,076
Total	44	\$1,540,538
Average cost of crash casualty		\$35,012

Crash Casualties



Crash Costs



Costs of Teen Driver Crashes in Montmorency County (2015 dollars)						
	Fatal	Serious Injury	Moderate Injury	Minor Injury	Property Damage Only	Total
Medical Care	\$0	\$0	\$37,773	\$51,655	\$7,547	\$96,975
Future Earnings (Lost Wages)	\$0	\$0	\$69,743	\$77,876	\$8,638	\$156,256
Public Services	\$0	\$0	\$459	\$522	\$635	\$1,616
Adjudication & Sanctioning	\$0	\$0	\$10,084	\$10,103	\$513	\$20,700
Property Damage & Loss	\$0	\$0	\$23,441	\$34,485	\$78,293	\$136,219
Subtotal (Monetary Cost)	\$0	\$0	\$141,501	\$174,641	\$95,626	\$411,768
Quality of Life	\$0	\$0	\$668,159	\$430,161	\$30,450	\$1,128,771
Total (Comprehensive Cost)	\$0	\$0	\$809,659	\$604,803	\$126,076	\$1,540,538

Montmorency County Motorcycle Crashes

Injury Severity	Motorcyclist Crash Victims	Motorcyclist Victim Costs
Fatal	0	\$0
Serious Injury	1	\$510,887
Moderate Injury	3	\$356,428
Minor Injury	0	\$0
Property Damage Only	1	\$3,986
Total	5	\$871,301
Average cost of crash casualty		\$174,260

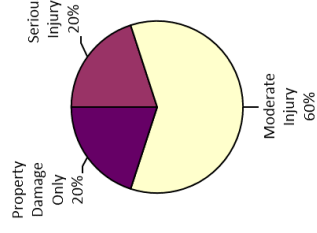
Injury Severity	Non-motorcyclist Crash Victims	Non-motorcyclist Victim Costs
Fatal	0	\$0
Serious Injury	0	\$0
Moderate Injury	0	\$0
Minor Injury	0	\$0
Property Damage Only	0	\$0
Total	0	\$0
Average cost of crash casualty		\$0

Motorcyclist Victim Costs in Motorcycle Crashes in Montmorency County (2015 dollars)						
	Fatal	Serious Injury	Moderate Injury	Minor Injury	Property Damage Only	Total
Medical Care	\$0	\$41,778	\$27,110	\$0	\$138	\$69,026
Future Earnings (Lost Wages)	\$0	\$61,228	\$45,719	\$0	\$219	\$107,166
Public Services	\$0	\$354	\$518	\$0	\$60	\$932
Adjudication & Sanctioning	\$0	\$9,502	\$8,012	\$0	\$186	\$17,700
Property Damage & Loss	\$0	\$9,866	\$23,518	\$0	\$2,337	\$35,711
Subtotal (Monetary Cost)	\$0	\$122,717	\$104,877	\$0	\$2,940	\$230,534
Quality of Life	\$0	\$388,170	\$251,551	\$0	\$1,046	\$640,767
Total (Comprehensive Cost)	\$0	\$510,887	\$356,428	\$0	\$3,986	\$871,301

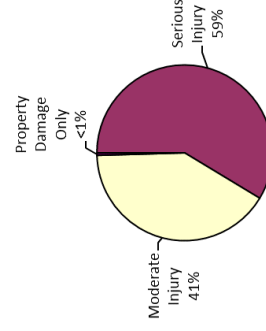
Non-motorcyclist Victim Costs in Motorcycle Crashes in Montmorency County (2015 dollars)						
	Fatal	Serious Injury	Moderate Injury	Minor Injury	Property Damage Only	Total
Medical Care	\$0	\$0	\$0	\$0	\$0	\$0
Future Earnings (Lost Wages)	\$0	\$0	\$0	\$0	\$0	\$0
Public Services	\$0	\$0	\$0	\$0	\$0	\$0
Adjudication & Sanctioning	\$0	\$0	\$0	\$0	\$0	\$0
Property Damage & Loss	\$0	\$0	\$0	\$0	\$0	\$0
Subtotal (Monetary Cost)	\$0	\$0	\$0	\$0	\$0	\$0
Quality of Life	\$0	\$0	\$0	\$0	\$0	\$0
Total (Comprehensive Cost)	\$0	\$0	\$0	\$0	\$0	\$0

Costs of Motorcycle Crashes in Montmorency County (2015 dollars)						
	Fatal	Serious Injury	Moderate Injury	Minor Injury	Property Damage Only	Total
Medical Care	\$0	\$41,778	\$27,110	\$0	\$138	\$69,026
Future Earnings (Lost Wages)	\$0	\$61,228	\$45,719	\$0	\$219	\$107,166
Public Services	\$0	\$354	\$518	\$0	\$60	\$932
Adjudication & Sanctioning	\$0	\$9,502	\$8,012	\$0	\$186	\$17,700
Property Damage & Loss	\$0	\$9,866	\$23,518	\$0	\$2,337	\$35,711
Subtotal (Monetary Cost)	\$0	\$122,717	\$104,877	\$0	\$2,940	\$230,534
Quality of Life	\$0	\$388,170	\$251,551	\$0	\$1,046	\$640,767
Total (Comprehensive Cost)	\$0	\$510,887	\$356,428	\$0	\$3,986	\$871,301

Motorcycle Crash Casualties



Motorcycle Crash Costs




Montmorency County Medium/Large Truck Crashes

Crash Casualty Severity	Crash Casualties	Crash Costs
Fatal	0	\$0
Serious Injury	0	\$0
Moderate Injury	0	\$0
Minor Injury	0	\$0
Property Damage Only	11	\$99,770
Total	11	\$99,770
Average cost of crash casualty		\$9,070


Crash Casualties

Property
Damage
Only
100%



Crash Costs

Property
Damage
Only
100%

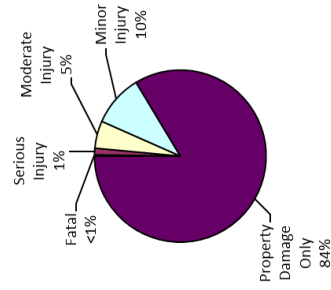


Costs of Medium/Large Truck Crashes in Montmorency County (2015 dollars)						
	Fatal	Serious Injury	Moderate Injury	Minor Injury	Property Damage Only	Total
Medical Care	\$0	\$0	\$0	\$0	\$4,114	\$4,114
Future Earnings (Lost Wages)	\$0	\$0	\$0	\$0	\$30,030	\$30,030
Public Services	\$0	\$0	\$0	\$0	\$517	\$517
Adjudication & Sanctioning	\$0	\$0	\$0	\$0	\$3,421	\$3,421
Property Damage & Loss	\$0	\$0	\$0	\$0	\$37,389	\$37,389
Subtotal (Monetary Cost)	\$0	\$0	\$0	\$0	\$75,471	\$75,471
Quality of Life	\$0	\$0	\$0	\$0	\$24,299	\$24,299
Total (Comprehensive Cost)	\$0	\$0	\$0	\$0	\$99,770	\$99,770

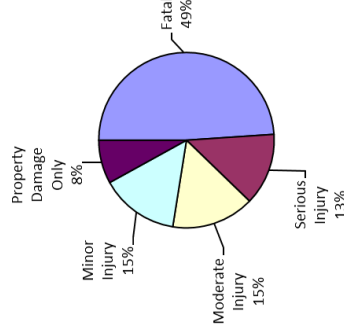
Muskegon County Traffic Crashes and Crime

Traffic Crash Casualty Severity	Traffic Crash Casualties	Traffic Crash Costs
Fatal	19	\$168,632,437
Serious Injury	94	\$45,814,645
Moderate Injury	390	\$52,627,865
Minor Injury	742	\$49,862,629
Property Damage Only	6,357	\$27,636,688
Total	7,602	\$344,574,263
Average cost of traffic crash casualty		\$45,327

Traffic Crash Casualties



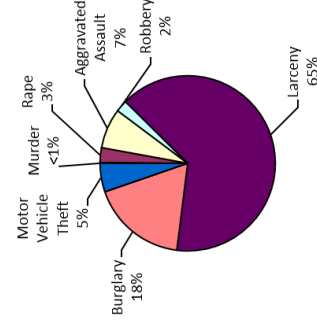
Traffic Crash Costs



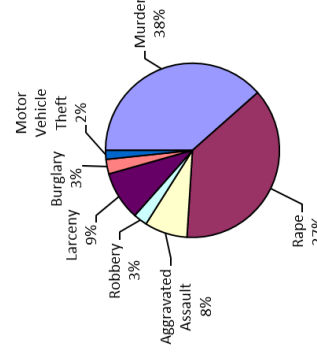
Costs of Traffic Crashes in Muskegon County (2015 dollars)						
	Fatal	Serious Injury	Moderate Injury	Minor Injury	Property Damage Only	Total
Medical Care	\$226,684	\$2,475,235	\$2,485,251	\$4,258,681	\$1,854,298	\$11,070,151
Future Earnings (Lost Wages)	\$22,870,947	\$3,779,533	\$4,533,289	\$6,420,442	\$1,893,411	\$39,497,622
Public Services	\$17,101	\$16,369	\$29,864	\$43,015	\$139,260	\$245,609
Adjudication & Sanctioning	\$2,018,870	\$802,610	\$655,474	\$932,933	\$112,437	\$4,422,324
Property Damage & Loss	\$439,900	\$800,649	\$1,523,660	\$2,843,133	\$17,162,392	\$22,569,734
Subtotal (Monetary Cost)	\$26,573,502	\$7,674,397	\$9,197,538	\$14,998,204	\$20,967,799	\$77,905,440
Quality of Life	\$143,058,934	\$38,140,248	\$43,430,327	\$35,464,425	\$6,674,889	\$266,768,823
Total (Comprehensive Cost)	\$168,632,437	\$45,814,645	\$52,627,865	\$49,862,629	\$27,636,688	\$344,574,263

Index Crime Category	Number of Index Crimes	Index Crime Costs
Murder	8	\$58,310,464
Rape	142	\$56,905,371
Aggravated Assault	384	\$12,069,393
Robbery	114	\$3,896,430
Larceny	3,363	\$13,750,949
Burglary	924	\$4,120,366
Motor Vehicle Theft	275	\$2,512,365
Total	5,210	\$151,565,338
Average cost of index crime		\$29,091

Index Crimes



Index Crime Costs

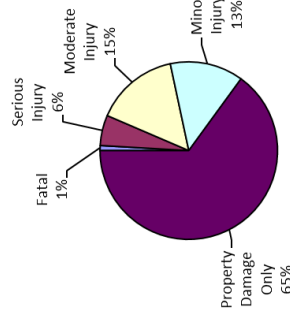


Costs of Index Crimes in Muskegon County (2015 dollars)								
	Murder	Rape	Aggravated Assault	Robbery	Larceny	Burglary	Motor Vehicle Theft	Total
Medical Care	\$221,902	\$1,275,510	\$594,333	\$174,915	\$0	\$0	\$0	\$2,266,660
Future Earnings (Lost Wages)	\$7,348,552	\$795,856	\$420,077	\$180,263	\$88,275	\$30,542	\$27,270	\$8,890,835
Public Services	\$22,766	\$111,936	\$128,360	\$46,070	\$1,482,996	\$414,623	\$73,902	\$2,280,652
Adjudication & Sanctioning	\$3,154,961	\$3,496,773	\$4,546,627	\$643,323	\$6,849,078	\$717,652	\$487,887	\$19,895,901
Property Damage and Loss	\$1,397	\$22,245	\$26,822	\$130,019	\$3,140,920	\$2,363,982	\$1,762,482	\$7,447,866
Subtotal (Monetary Cost)	\$10,749,578	\$5,702,320	\$5,716,219	\$1,741,589	\$11,561,289	\$3,526,368	\$2,351,541	\$40,781,914
Quality of Life	\$47,560,886	\$51,203,050	\$6,353,175	\$2,721,641	\$2,189,690	\$593,368	\$160,824	\$110,783,424
Total (Comprehensive Costs)	\$58,310,464	\$56,905,371	\$12,069,393	\$3,896,430	\$13,750,949	\$4,120,366	\$2,512,365	\$151,565,338

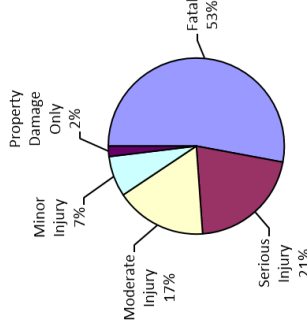
Muskegon County Alcohol-Involved Crashes

Crash Casualty Severity	Crash Casualties	Crash Costs
Fatal	2	\$17,750,783
Serious Injury	12	\$7,017,089
Moderate Injury	33	\$5,626,174
Minor Injury	29	\$2,496,160
Property Damage Only	141	\$645,552
Total	217	\$33,535,758
Average cost of crash casualty		\$154,543

Crash Casualties



Crash Costs

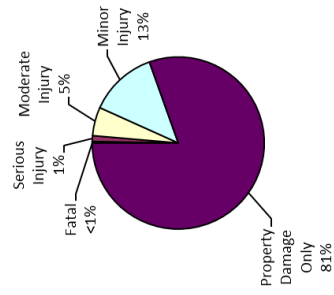


Costs of Alcohol-Involved Crashes in Muskegon County (2015 dollars)						
	Fatal	Serious Injury	Moderate Injury	Minor Injury	Property Damage Only	Total
Medical Care	\$23,861	\$656,759	\$456,073	\$306,385	\$43,241	\$1,486,320
Future Earnings (Lost Wages)	\$2,407,468	\$1,016,675	\$844,285	\$460,947	\$48,160	\$4,777,534
Public Services	\$1,800	\$4,669	\$5,727	\$3,186	\$4,088	\$19,470
Adjudication & Sanctioning	\$212,513	\$154,747	\$115,704	\$63,050	\$6,765	\$552,779
Property Damage & Loss	\$46,305	\$135,476	\$245,768	\$181,730	\$386,387	\$995,666
Subtotal (Monetary Cost)	\$2,691,948	\$1,968,325	\$1,667,557	\$1,015,298	\$488,642	\$7,831,770
Quality of Life	\$15,058,835	\$5,048,764	\$3,958,617	\$1,480,862	\$156,910	\$25,703,988
Total (Comprehensive Cost)	\$17,750,783	\$7,017,089	\$5,626,174	\$2,496,160	\$645,552	\$33,535,758

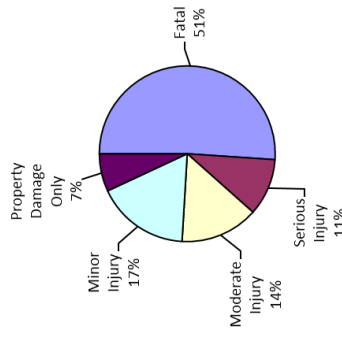
Muskegon County Teen Driver Crashes

Crash Casualty Severity	Crash Casualties	Crash Costs
Fatal	4	\$35,501,566
Serious Injury	15	\$7,310,848
Moderate Injury	74	\$9,985,800
Minor Injury	177	\$11,894,455
Property Damage Only	1,111	\$4,830,008
Total	1,381	\$69,522,676
Average cost of crash casualty		\$50,342

Crash Casualties



Crash Costs



Costs of Teen Driver Crashes in Muskegon County (2015 dollars)						
	Fatal	Serious Injury	Moderate Injury	Minor Injury	Property Damage Only	Total
Medical Care	\$47,723	\$394,984	\$465,868	\$1,015,885	\$289,118	\$2,213,579
Future Earnings (Lost Wages)	\$4,814,936	\$603,117	\$860,162	\$1,531,561	\$330,908	\$8,140,684
Public Services	\$3,600	\$2,612	\$5,666	\$10,261	\$24,338	\$46,478
Adjudication & Sanctioning	\$425,025	\$128,076	\$124,372	\$198,692	\$19,650	\$895,815
Property Damage & Loss	\$92,611	\$95,848	\$289,105	\$678,214	\$2,999,436	\$4,155,214
Subtotal (Monetary Cost)	\$5,383,895	\$1,224,638	\$1,745,174	\$3,434,612	\$3,663,451	\$15,451,770
Quality of Life	\$30,117,670	\$6,086,210	\$8,240,626	\$8,459,843	\$1,166,557	\$54,070,906
Total (Comprehensive Cost)	\$35,501,566	\$7,310,848	\$9,985,800	\$11,894,455	\$4,830,008	\$69,522,676

Muskegon County Motorcycle Crashes

Injury Severity	Motorcyclist Crash Victims	Motorcyclist Victim Costs
Fatal	0	\$0
Serious Injury	14	\$7,152,411
Moderate Injury	32	\$3,801,903
Minor Injury	11	\$1,231,719
Property Damage Only	34	\$135,525
Total	91	\$12,321,558
Average cost of crash casualty		\$135,402

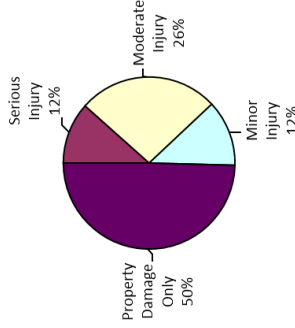
Injury Severity	Non-motorcyclist Crash Victims	Non-motorcyclist Victim Costs
Fatal	0	\$0
Serious Injury	0	\$0
Moderate injury	0	\$0
Minor Injury	4	\$268,801
Property Damage Only	26	\$73,695
Total	30	\$342,496
Average cost of crash casualty		\$11,417

Motorcyclist Victim Costs in Motorcycle Crashes in Muskegon County (2015 dollars)						
	Fatal	Serious Injury	Moderate Injury	Minor Injury	Property Damage Only	Total
Medical Care	\$0	\$584,890	\$289,176	\$94,667	\$4,704	\$973,437
Future Earnings (Lost Wages)	\$0	\$857,187	\$487,669	\$155,925	\$7,452	\$1,508,232
Public Services	\$0	\$4,950	\$5,523	\$1,806	\$2,046	\$14,325
Adjudication & Sanctioning	\$0	\$133,027	\$85,463	\$27,457	\$6,310	\$252,257
Property Damage & Loss	\$0	\$137,982	\$250,889	\$83,238	\$79,455	\$551,534
Subtotal (Monetary Cost)	\$0	\$1,718,035	\$1,118,690	\$363,093	\$99,968	\$3,298,786
Quality of Life	\$0	\$5,434,376	\$2,683,213	\$868,626	\$35,557	\$9,021,773
Total (Comprehensive Cost)	\$0	\$7,152,411	\$3,801,903	\$1,231,719	\$135,525	\$12,321,558

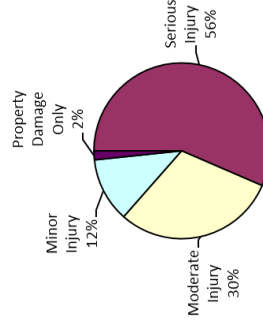
Non-motorcyclist Victim Costs in Motorcycle Crashes in Muskegon County (2015 dollars)						
	Fatal	Serious Injury	Moderate Injury	Minor Injury	Property Damage Only	Total
Medical Care	\$0	\$0	\$0	\$22,958	\$0	\$22,958
Future Earnings (Lost Wages)	\$0	\$0	\$0	\$34,612	\$2,300	\$36,912
Public Services	\$0	\$0	\$0	\$232	\$545	\$777
Adjudication & Sanctioning	\$0	\$0	\$0	\$4,490	\$0	\$4,490
Property Damage & Loss	\$0	\$0	\$0	\$15,327	\$70,850	\$86,177
Subtotal (Monetary Cost)	\$0	\$0	\$0	\$77,618	\$73,695	\$151,313
Quality of Life	\$0	\$0	\$0	\$191,183	\$0	\$191,183
Total (Comprehensive Cost)	\$0	\$0	\$0	\$268,801	\$73,695	\$342,496

Costs of Motorcycle Crashes in Muskegon County (2015 dollars)						
	Fatal	Serious Injury	Moderate Injury	Minor Injury	Property Damage Only	Total
Medical Care	\$0	\$584,890	\$289,176	\$117,625	\$4,704	\$996,395
Future Earnings (Lost Wages)	\$0	\$857,187	\$487,669	\$190,536	\$9,753	\$1,545,144
Public Services	\$0	\$4,950	\$5,523	\$2,038	\$2,591	\$15,102
Adjudication & Sanctioning	\$0	\$133,027	\$85,463	\$31,947	\$6,310	\$256,747
Property Damage & Loss	\$0	\$137,982	\$250,889	\$98,565	\$150,305	\$637,711
Subtotal (Monetary Cost)	\$0	\$1,718,035	\$1,118,690	\$440,712	\$173,663	\$3,451,099
Quality of Life	\$0	\$5,434,376	\$2,683,213	\$1,059,809	\$35,557	\$9,212,955
Total (Comprehensive Cost)	\$0	\$7,152,411	\$3,801,903	\$1,500,520	\$209,220	\$12,664,054

Motorcycle Crash Casualties



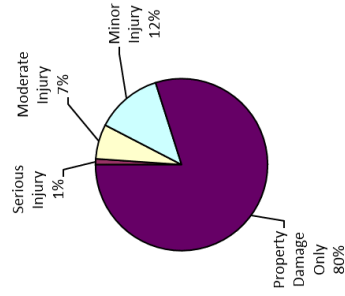
Motorcycle Crash Costs



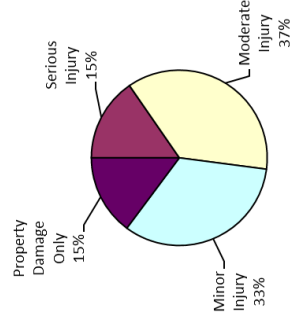
Muskegon County Medium/Large Truck Crashes

Crash Casualty Severity	Crash Casualties	Crash Costs
Fatal	0	\$0
Serious Injury	2	\$1,385,254
Moderate Injury	12	\$3,300,372
Minor Injury	23	\$2,978,592
Property Damage Only	147	\$1,333,290
Total	184	\$8,997,508
Average cost of crash casualty		\$48,900

Crash Casualties



Crash Costs



Costs of Medium/Large Truck Crashes in Muskegon County (2015 dollars)						
	Fatal	Serious Injury	Moderate Injury	Minor Injury	Property Damage Only	Total
Medical Care	\$0	\$83,494	\$213,660	\$187,795	\$54,978	\$539,927
Future Earnings (Lost Wages)	\$0	\$238,468	\$612,528	\$501,124	\$401,310	\$1,753,430
Public Services	\$0	\$644	\$2,112	\$4,439	\$6,909	\$14,104
Adjudication & Sanctioning	\$0	\$32,232	\$82,704	\$68,977	\$45,717	\$229,630
Property Damage & Loss	\$0	\$25,110	\$111,840	\$154,307	\$499,653	\$790,910
Subtotal (Monetary Cost)	\$0	\$379,948	\$1,022,844	\$916,642	\$1,008,567	\$3,328,001
Quality of Life	\$0	\$1,005,306	\$2,277,528	\$2,061,950	\$324,723	\$5,669,507
Total (Comprehensive Cost)	\$0	\$1,385,254	\$3,300,372	\$2,978,592	\$1,333,290	\$8,997,508

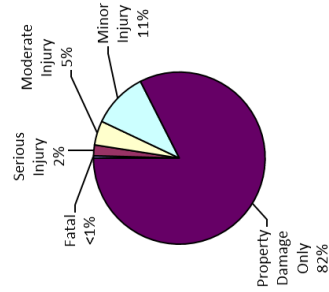
Newaygo County Traffic Crashes and Crime

Index Crime Category	Number of Index Crimes	Index Crime Costs
Murder	1	\$7,288,808
Rape	44	\$17,632,650
Aggravated Assault	57	\$1,791,551
Robbery	0	\$0
Larceny	405	\$1,656,002
Burglary	146	\$651,053
Motor Vehicle Theft	13	\$118,766
Total	666	\$29,138,830
Average cost of index crime		\$43,752

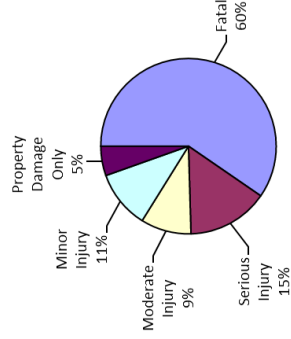
Traffic Crash Casualty Severity	Traffic Crash Casualties	Traffic Crash Costs
Fatal	7	\$62,127,740
Serious Injury	32	\$15,596,475
Moderate Injury	72	\$9,715,913
Minor Injury	166	\$11,155,251
Property Damage Only	1,304	\$5,669,064
Total	1,581	\$104,264,443
Average cost of traffic crash casualty		\$65,948

Costs of Traffic Crashes in Newaygo County (2015 dollars)						
	Fatal	Serious Injury	Moderate Injury	Minor Injury	Property Damage Only	Total
Medical Care	\$83,515	\$842,633	\$453,277	\$852,751	\$39,343	\$2,671,520
Future Earnings (Lost Wages)	\$8,426,138	\$1,286,649	\$836,915	\$1,436,379	\$88,392	\$12,374,474
Public Services	\$6,300	\$5,572	\$5,513	\$9,623	\$23,566	\$55,575
Adjudication & Sanctioning	\$743,794	\$273,229	\$121,011	\$186,343	\$23,064	\$1,347,441
Property Damage & Loss	\$162,068	\$204,476	\$281,291	\$636,065	\$3,520,491	\$4,804,391
Subtotal (Monetary Cost)	\$9,421,817	\$2,612,561	\$1,698,007	\$3,221,162	\$4,299,856	\$21,253,402
Quality of Life	\$52,705,923	\$12,963,914	\$8,017,906	\$7,934,090	\$1,369,208	\$83,011,042
Total (Comprehensive Cost)	\$62,127,740	\$15,596,475	\$9,715,913	\$11,155,251	\$5,669,064	\$104,264,443

Traffic Crash Casualties

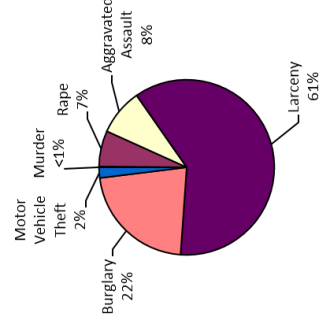


Traffic Crash Costs

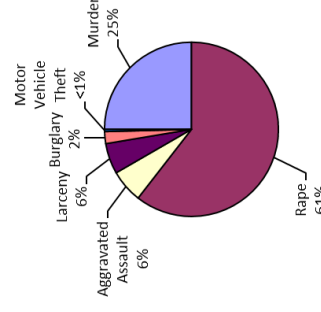


Costs of Index Crimes in Newaygo County (2015 dollars)								
	Murder	Rape	Aggravated Assault	Robbery	Larceny	Burglary	Motor Vehicle Theft	Total
Medical Care	\$27,738	\$395,228	\$96,221	\$0	\$0	\$0	\$0	\$511,187
Future Earnings (Lost Wages)	\$918,589	\$246,603	\$62,355	\$0	\$10,631	\$4,826	\$1,289	\$1,244,273
Public Services	\$2,846	\$34,684	\$19,053	\$0	\$178,594	\$65,514	\$3,494	\$304,186
Adjudication & Sanctioning	\$394,370	\$1,063,507	\$674,890	\$0	\$824,822	\$113,332	\$23,064	\$3,113,985
Property Damage and Loss	\$175	\$6,893	\$3,981	\$0	\$378,255	\$373,530	\$63,317	\$846,151
Subtotal (Monetary Cost)	\$1,343,697	\$1,766,916	\$846,501	\$0	\$1,382,303	\$857,201	\$111,164	\$6,019,782
Quality of Life	\$5,945,111	\$15,865,734	\$943,049	\$0	\$283,699	\$93,852	\$7,603	\$23,119,048
Total (Comprehensive Costs)	\$7,288,808	\$17,632,650	\$1,791,551	\$0	\$1,656,002	\$651,053	\$118,766	\$29,138,830

Index Crimes



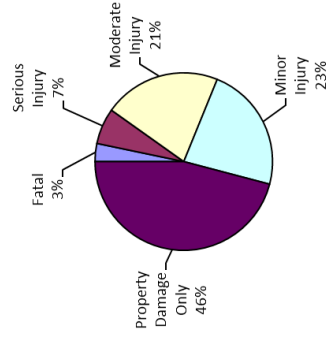
Index Crime Costs



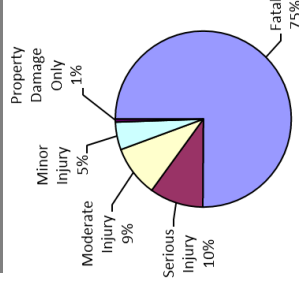
Newaygo County Alcohol-Involved Crashes

Crash Casualty Severity	Crash Casualties	Crash Costs
Fatal	2	\$17,750,783
Serious Injury	4	\$2,339,030
Moderate Injury	13	\$2,216,372
Minor Injury	14	\$1,205,043
Property Damage Only	28	\$128,195
Total	61	\$23,639,422
Average cost of crash casualty		\$387,532

Crash Casualties



Crash Costs

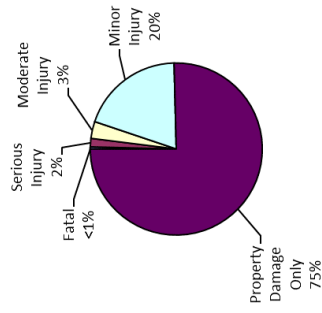


Costs of Alcohol-Involved Crashes in Newaygo County (2015 dollars)						
	Fatal	Serious Injury	Moderate Injury	Minor Injury	Property Damage Only	Total
Medical Care	\$23,861	\$218,920	\$179,665	\$147,910	\$8,587	\$578,943
Future Earnings (Lost Wages)	\$2,407,468	\$338,892	\$332,597	\$222,526	\$9,564	\$3,311,046
Public Services	\$1,800	\$1,556	\$2,256	\$1,538	\$812	\$7,962
Adjudication & Sanctioning	\$212,513	\$51,582	\$45,580	\$30,438	\$1,343	\$341,457
Property Damage & Loss	\$46,305	\$45,159	\$96,818	\$87,732	\$76,729	\$352,743
Subtotal (Monetary Cost)	\$2,691,948	\$656,108	\$656,916	\$490,144	\$97,035	\$4,592,152
Quality of Life	\$15,058,835	\$1,682,921	\$1,559,455	\$714,899	\$31,160	\$19,047,270
Total (Comprehensive Cost)	\$17,750,783	\$2,339,030	\$2,216,372	\$1,205,043	\$128,195	\$23,639,422

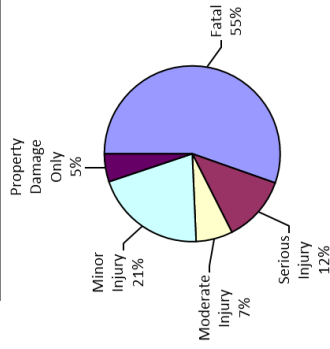
Newaygo County Teen Driver Crashes

Crash Casualty Severity	Crash Casualties	Crash Costs
Fatal	1	\$8,875,391
Serious Injury	4	\$1,949,559
Moderate Injury	8	\$1,079,546
Minor Injury	49	\$3,292,815
Property Damage Only	190	\$826,014
Total	252	\$16,023,326
Average cost of crash casualty		\$63,585

Crash Casualties



Crash Costs



Costs of Teen Driver Crashes in Newaygo County (2015 dollars)

	Fatal	Serious Injury	Moderate Injury	Minor Injury	Property Damage Only	Total
Medical Care	\$11,931	\$105,329	\$50,364	\$281,234	\$49,444	\$498,302
Future Earnings (Lost Wages)	\$1,203,734	\$160,831	\$92,991	\$423,991	\$56,591	\$1,938,138
Public Services	\$900	\$697	\$613	\$2,841	\$4,162	\$9,212
Adjudication & Sanctioning	\$106,256	\$34,154	\$13,446	\$55,005	\$3,361	\$212,221
Property Damage & Loss	\$23,153	\$25,560	\$31,255	\$187,754	\$512,955	\$780,676
Subtotal (Monetary Cost)	\$1,345,974	\$326,570	\$188,667	\$950,825	\$626,513	\$3,438,549
Quality of Life	\$7,529,418	\$1,622,989	\$890,878	\$2,341,990	\$199,501	\$12,584,777
Total (Comprehensive Cost)	\$8,875,391	\$1,949,559	\$1,079,546	\$3,292,815	\$826,014	\$16,023,326

Newaygo County Motorcycle Crashes

Injury Severity	Motorcyclist Crash Victims	Motorcyclist Victim Costs
Fatal	1	\$8,815,923
Serious Injury	10	\$5,108,865
Moderate Injury	5	\$594,047
Minor Injury	9	\$1,007,770
Property Damage Only	2	\$7,972
Total	27	\$15,534,578
Average cost of crash casualty		\$575,355

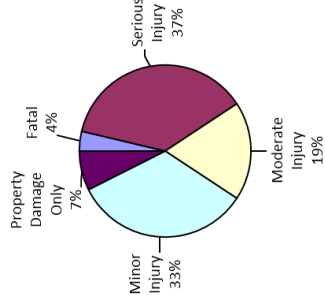
Injury Severity	Non-motorcyclist Crash Victims	Non-motorcyclist Victim Costs
Fatal	0	\$0
Serious Injury	0	\$0
Moderate Injury	0	\$0
Minor Injury	0	\$0
Property Damage Only	0	\$0
Total	0	\$0
Average cost of crash casualty		\$0

Motorcyclist Victim Costs in Motorcycle Crashes in Newaygo County (2015 dollars)						
	Fatal	Serious Injury	Moderate Injury	Minor Injury	Property Damage Only	Total
Medical Care	\$11,931	\$417,778	\$45,184	\$77,455	\$277	\$552,625
Future Earnings (Lost Wages)	\$1,209,483	\$612,276	\$76,198	\$127,575	\$438	\$2,025,970
Public Services	\$788	\$3,536	\$863	\$1,478	\$120	\$6,785
Adjudication & Sanctioning	\$106,257	\$95,019	\$13,354	\$22,465	\$371	\$237,465
Property Damage & Loss	\$12,951	\$98,569	\$39,197	\$68,104	\$4,674	\$223,484
Subtotal (Monetary Cost)	\$1,341,410	\$1,227,168	\$174,795	\$297,076	\$5,880	\$3,046,330
Quality of Life	\$7,474,513	\$3,881,697	\$419,252	\$710,694	\$2,092	\$12,488,248
Total (Comprehensive Cost)	\$8,815,923	\$5,108,865	\$594,047	\$1,007,770	\$7,972	\$15,534,578

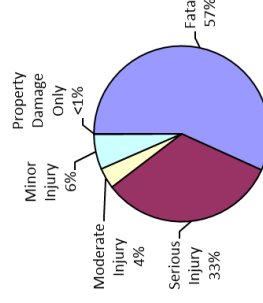
Non-motorcyclist Victim Costs in Motorcycle Crashes in Newaygo County (2015 dollars)						
	Fatal	Serious Injury	Moderate Injury	Minor Injury	Property Damage Only	Total
Medical Care	\$0	\$0	\$0	\$0	\$0	\$0
Future Earnings (Lost Wages)	\$0	\$0	\$0	\$0	\$0	\$0
Public Services	\$0	\$0	\$0	\$0	\$0	\$0
Adjudication & Sanctioning	\$0	\$0	\$0	\$0	\$0	\$0
Property Damage & Loss	\$0	\$0	\$0	\$0	\$0	\$0
Subtotal (Monetary Cost)	\$0	\$0	\$0	\$0	\$0	\$0
Quality of Life	\$0	\$0	\$0	\$0	\$0	\$0
Total (Comprehensive Cost)	\$0	\$0	\$0	\$0	\$0	\$0

Costs of Motorcycle Crashes in Newaygo County (2015 dollars)						
	Fatal	Serious Injury	Moderate Injury	Minor Injury	Property Damage Only	Total
Medical Care	\$11,931	\$417,778	\$45,184	\$77,455	\$277	\$552,625
Future Earnings (Lost Wages)	\$1,209,483	\$612,276	\$76,198	\$127,575	\$438	\$2,025,970
Public Services	\$788	\$3,536	\$863	\$1,478	\$120	\$6,785
Adjudication & Sanctioning	\$106,257	\$95,019	\$13,354	\$22,465	\$371	\$237,465
Property Damage & Loss	\$12,951	\$98,569	\$39,197	\$68,104	\$4,674	\$223,484
Subtotal (Monetary Cost)	\$1,341,410	\$1,227,168	\$174,795	\$297,076	\$5,880	\$3,046,330
Quality of Life	\$7,474,513	\$3,881,697	\$419,252	\$710,694	\$2,092	\$12,488,248
Total (Comprehensive Cost)	\$8,815,923	\$5,108,865	\$594,047	\$1,007,770	\$7,972	\$15,534,578

Motorcycle Crash Casualties



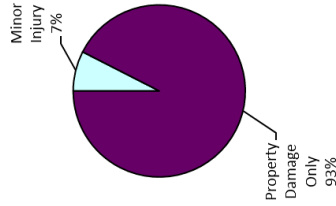
Motorcycle Crash Costs



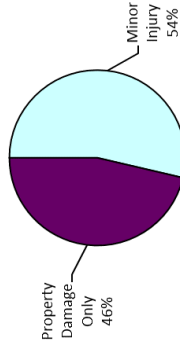
Newaygo County Medium/Large Truck Crashes

Crash Casualty Severity	Crash Casualties	Crash Costs
Fatal	0	\$0
Serious Injury	0	\$0
Moderate Injury	0	\$0
Minor Injury	3	\$388,512
Property Damage Only	37	\$335,590
Total	40	\$724,102
Average cost of crash casualty		\$18,103

Crash Casualties



Crash Costs



Costs of Medium/Large Truck Crashes in Newaygo County (2015 dollars)						
	Fatal	Serious Injury	Moderate Injury	Minor Injury	Property Damage Only	Total
Medical Care	\$0	\$0	\$0	\$24,495	\$13,838	\$38,333
Future Earnings (Lost Wages)	\$0	\$0	\$0	\$65,364	\$101,010	\$166,374
Public Services	\$0	\$0	\$0	\$579	\$1,739	\$2,318
Adjudication & Sanctioning	\$0	\$0	\$0	\$8,997	\$11,507	\$20,504
Property Damage & Loss	\$0	\$0	\$0	\$20,127	\$125,763	\$145,890
Subtotal (Monetary Cost)	\$0	\$0	\$0	\$119,562	\$253,857	\$373,419
Quality of Life	\$0	\$0	\$0	\$268,950	\$81,733	\$350,683
Total (Comprehensive Cost)	\$0	\$0	\$0	\$388,512	\$335,590	\$724,102

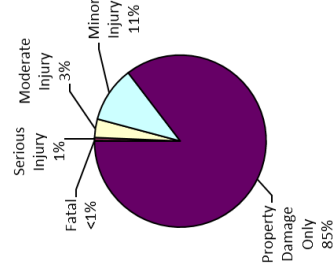
Oakland County Traffic Crashes and Crime

Index Crime Category	Number of Index Crimes	Index Crime Costs
Murder	21	\$153,064,969
Rape	302	\$121,024,098
Aggravated Assault	1,122	\$35,265,259
Robbery	374	\$12,783,024
Larceny	9,530	\$38,967,155
Burglary	2,792	\$12,450,283
Motor Vehicle Theft	1,185	\$10,826,009
Total	15,326	\$384,380,797
Average cost of index crime		\$25,080

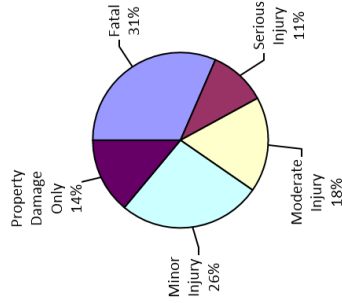
Traffic Crash Casualty Severity	Traffic Crash Casualties	Traffic Crash Costs
Fatal	68	\$603,526,615
Serious Injury	414	\$201,779,393
Moderate Injury	2,494	\$336,548,447
Minor Injury	7,531	\$506,085,521
Property Damage Only	61,386	\$266,872,069
Total	71,893	\$1,914,812,044
Average cost of traffic crash casualty		\$26,634

Costs of Traffic Crashes in Oakland County (2015 dollars)						
	Fatal	Serious Injury	Moderate Injury	Minor Injury	Property Damage Only	Total
Medical Care	\$811,291	\$10,901,568	\$15,701,018	\$43,223,892	\$15,974,636	\$86,612,406
Future Earnings (Lost Wages)	\$81,853,916	\$16,646,028	\$28,989,800	\$65,164,893	\$18,283,615	\$210,938,251
Public Services	\$61,203	\$72,094	\$190,976	\$436,582	\$1,344,757	\$2,105,610
Adjudication & Sanctioning	\$7,225,430	\$3,554,901	\$4,191,672	\$8,453,933	\$1,085,740	\$24,491,675
Property Damage & Loss	\$1,574,379	\$2,845,412	\$9,743,611	\$28,856,649	\$165,727,641	\$208,947,691
Subtotal (Monetary Cost)	\$91,526,219	\$33,900,002	\$58,817,077	\$146,135,948	\$202,416,388	\$532,695,633
Quality of Life	\$512,000,396	\$167,979,391	\$277,731,370	\$359,949,573	\$64,455,680	\$1,382,116,411
Total (Comprehensive Cost)	\$603,526,615	\$201,779,393	\$336,548,447	\$506,085,521	\$266,872,069	\$1,914,812,044

Traffic Crash Casualties

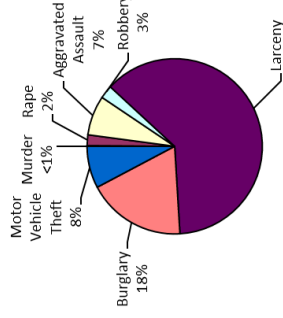


Traffic Crash Costs

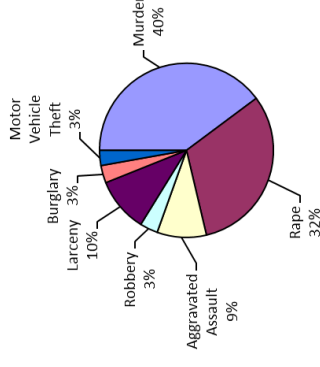


Costs of Index Crimes in Oakland County (2015 dollars)								
	Murder	Rape	Aggravated Assault	Robbery	Larceny	Burglary	Motor Vehicle Theft	Total
Medical Care	\$892,493	\$2,712,704	\$1,736,566	\$573,845	\$0	\$0	\$0	\$5,605,607
Future Earnings (Lost Wages)	\$19,289,949	\$1,692,595	\$1,227,414	\$591,398	\$250,152	\$92,287	\$117,507	\$23,281,292
Public Services	\$59,762	\$238,061	\$375,052	\$151,140	\$4,202,482	\$1,252,842	\$318,451	\$6,597,791
Adjudication & Sanctioning	\$8,281,773	\$7,436,799	\$13,284,675	\$2,110,150	\$19,408,776	\$2,167,980	\$2,102,950	\$54,792,204
Property Damage and Loss	\$3,667	\$47,311	\$78,369	\$426,552	\$8,900,674	\$7,143,114	\$7,594,686	\$24,194,383
Subtotal (Monetary Cost)	\$28,217,643	\$12,127,470	\$16,702,076	\$3,853,476	\$32,762,084	\$10,656,523	\$10,193,004	\$14,461,277
Quality of Life	\$124,847,325	\$108,896,628	\$18,563,183	\$8,929,548	\$6,205,070	\$1,794,760	\$693,005	\$269,929,520
Total (Comprehensive Costs)	\$153,064,969	\$121,024,098	\$35,265,259	\$12,783,024	\$38,967,155	\$12,450,283	\$10,826,009	\$384,380,797

Index Crimes



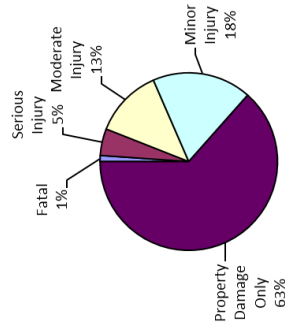
Index Crime Costs



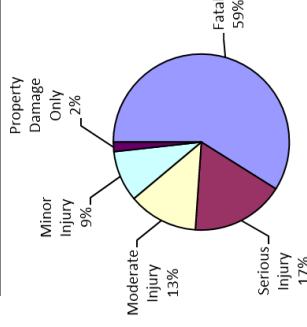
Oakland County Alcohol-Involved Crashes

Crash Casualty Severity	Crash Casualties	Crash Costs
Fatal	19	\$168,632,437
Serious Injury	84	\$49,119,623
Moderate Injury	215	\$36,655,378
Minor Injury	311	\$26,769,164
Property Damage Only	1,092	\$4,999,594
Total	1,721	\$286,176,196
Average cost of crash casualty		\$166,285

Crash Casualties



Crash Costs

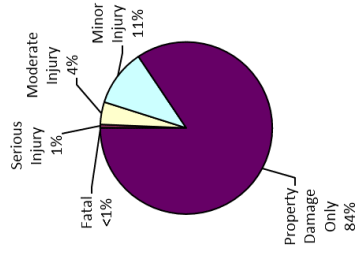


Costs of Alcohol-Involved Crashes in Oakland County (2015 dollars)						
	Fatal	Serious Injury	Moderate Injury	Minor Injury	Property Damage Only	Total
Medical Care	\$226,684	\$4,597,311	\$2,971,387	\$3,285,716	\$334,891	\$11,415,988
Future Earnings (Lost Wages)	\$22,870,947	\$7,116,724	\$5,500,644	\$4,943,256	\$372,982	\$40,804,554
Public Services	\$17,101	\$32,683	\$37,310	\$34,170	\$31,663	\$152,926
Adjudication & Sanctioning	\$2,018,870	\$1,083,229	\$753,829	\$676,158	\$52,396	\$4,584,481
Property Damage & Loss	\$439,900	\$948,330	\$1,601,218	\$1,948,900	\$2,992,442	\$7,930,790
Subtotal (Monetary Cost)	\$25,573,502	\$13,778,276	\$10,864,387	\$10,888,200	\$3,784,373	\$64,888,738
Quality of Life	\$143,058,934	\$35,341,348	\$25,790,991	\$15,880,964	\$1,215,221	\$221,287,458
Total (Comprehensive Cost)	\$168,632,437	\$49,119,623	\$36,655,378	\$26,769,164	\$4,999,594	\$286,176,196

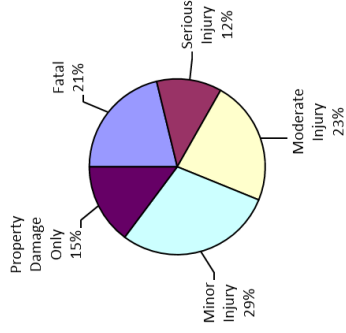
Oakland County Teen Driver Crashes

Crash Casualty Severity	Crash Casualties	Crash Costs
Fatal	7	\$62,127,740
Serious Injury	72	\$35,092,068
Moderate Injury	498	\$67,201,735
Minor Injury	1,266	\$85,075,590
Property Damage Only	9,967	\$43,330,953
Total	11,810	\$292,828,086
Average cost of crash casualty		\$24,795

Crash Casualties



Crash Costs



Costs of Teen Driver Crashes in Oakland County (2015 dollars)						
	Fatal	Serious Injury	Moderate Injury	Minor Injury	Property Damage Only	Total
Medical Care	\$83,515	\$1,895,925	\$3,135,167	\$7,266,160	\$2,593,738	\$14,974,505
Future Earnings (Lost Wages)	\$8,426,138	\$2,894,961	\$5,788,661	\$10,954,555	\$2,968,638	\$31,032,953
Public Services	\$6,300	\$12,538	\$38,134	\$73,392	\$218,343	\$348,707
Adjudication & Sanctioning	\$743,794	\$614,765	\$836,990	\$1,421,150	\$176,287	\$3,792,986
Property Damage & Loss	\$162,068	\$460,072	\$1,945,597	\$4,850,952	\$26,908,536	\$34,327,225
Subtotal (Monetary Cost)	\$9,421,817	\$5,878,261	\$11,744,549	\$24,566,208	\$32,865,542	\$84,476,376
Quality of Life	\$52,705,923	\$29,213,807	\$55,457,186	\$60,509,382	\$10,465,412	\$208,351,711
Total (Comprehensive Cost)	\$62,127,740	\$35,092,068	\$67,201,735	\$85,075,590	\$43,330,953	\$292,828,086

Oakland County Motorcycle Crashes

Injury Severity	Motorcyclist Crash Victims	Motorcyclist Victim Costs
Fatal	7	\$61,711,463
Serious Injury	35	\$17,881,028
Moderate Injury	103	\$12,237,375
Minor Injury	61	\$6,830,442
Property Damage Only	102	\$406,575
Total	308	\$99,066,883
Average cost of crash casualty		\$321,646

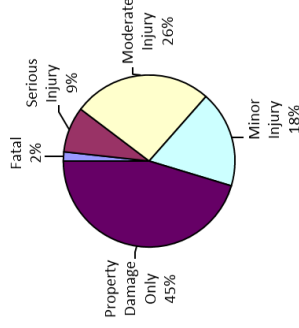
Injury Severity	Non-motorcyclist Crash Victims	Non-motorcyclist Victim Costs
Fatal	0	\$0
Serious Injury	0	\$0
Moderate Injury	4	\$539,773
Minor Injury	13	\$873,604
Property Damage Only	83	\$235,257
Total	100	\$1,648,634
Average cost of crash casualty		\$16,486

Motorcyclist Victim Costs in Motorcycle Crashes in Oakland County (2015 dollars)						
	Fatal	Serious Injury	Moderate Injury	Minor Injury	Property Damage Only	Total
Medical Care	\$83,515	\$1,462,224	\$930,794	\$524,974	\$14,112	\$3,015,610
Future Earnings (Lost Wages)	\$8,486,380	\$2,142,966	\$1,569,685	\$864,672	\$22,357	\$13,066,061
Public Services	\$5,518	\$12,375	\$17,777	\$10,015	\$6,139	\$51,824
Adjudication & Sanctioning	\$743,798	\$332,567	\$275,085	\$152,261	\$18,931	\$1,522,641
Property Damage & Loss	\$90,658	\$344,955	\$807,451	\$461,595	\$238,364	\$1,943,024
Subtotal (Monetary Cost)	\$9,389,869	\$4,295,088	\$3,600,782	\$2,013,517	\$299,903	\$19,599,160
Quality of Life	\$52,321,593	\$13,585,940	\$8,636,593	\$4,816,924	\$106,672	\$79,467,723
Total (Comprehensive Cost)	\$61,711,463	\$17,881,028	\$12,237,375	\$6,830,442	\$406,575	\$99,066,883

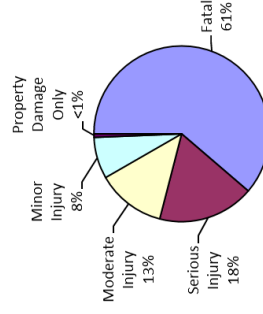
Non-motorcyclist Victim Costs in Motorcycle Crashes in Oakland County (2015 dollars)						
	Fatal	Serious Injury	Moderate Injury	Minor Injury	Property Damage Only	Total
Medical Care	\$0	\$25,182	\$0	\$74,613	\$0	\$99,795
Future Earnings (Lost Wages)	\$0	\$0	\$46,495	\$112,488	\$7,343	\$166,326
Public Services	\$0	\$0	\$306	\$754	\$1,739	\$2,799
Adjudication & Sanctioning	\$0	\$0	\$6,723	\$14,593	\$0	\$21,316
Property Damage & Loss	\$0	\$15,627	\$49,812	\$226,175	\$0	\$291,615
Subtotal (Monetary Cost)	\$0	\$94,304	\$252,260	\$252,260	\$235,257	\$881,850
Quality of Life	\$0	\$0	\$445,439	\$621,344	\$0	\$1,066,784
Total (Comprehensive Cost)	\$0	\$539,773	\$873,604	\$235,257	\$1,648,634	

Costs of Motorcycle Crashes in Oakland County (2015 dollars)						
	Fatal	Serious Injury	Moderate Injury	Minor Injury	Property Damage Only	Total
Medical Care	\$83,515	\$1,462,224	\$955,966	\$599,587	\$14,112	\$3,115,405
Future Earnings (Lost Wages)	\$8,486,380	\$2,142,966	\$1,616,180	\$977,160	\$29,700	\$13,232,387
Public Services	\$5,518	\$12,375	\$18,094	\$10,769	\$7,878	\$54,623
Adjudication & Sanctioning	\$743,798	\$332,567	\$281,808	\$166,854	\$18,931	\$1,543,957
Property Damage & Loss	\$90,658	\$344,955	\$823,078	\$511,407	\$464,539	\$2,234,638
Subtotal (Monetary Cost)	\$9,389,869	\$4,295,088	\$3,695,116	\$2,265,777	\$535,160	\$20,181,010
Quality of Life	\$52,321,593	\$13,585,940	\$9,082,032	\$5,438,269	\$106,672	\$80,534,506
Total (Comprehensive Cost)	\$61,711,463	\$17,881,028	\$12,777,148	\$7,704,046	\$641,832	\$100,715,517

Motorcycle Crash Casualties



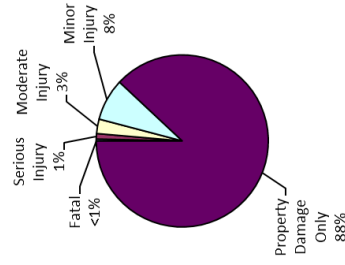
Motorcycle Crash Costs



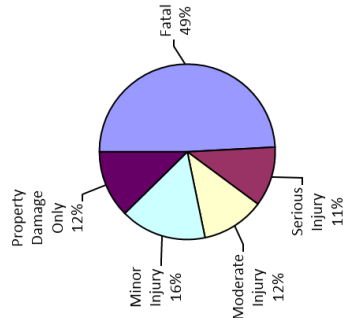
Oakland County Medium/Large Truck Crashes

Crash Casualty Severity	Crash Casualties	Crash Costs
Fatal	8	\$71,071,486
Serious Injury	23	\$15,930,421
Moderate Injury	61	\$16,776,891
Minor Injury	177	\$22,922,208
Property Damage Only	1,976	\$17,922,320
Total	2,245	\$144,623,326
Average cost of crash casualty		\$64,420

Crash Casualties



Crash Costs



Costs of Medium/Large Truck Crashes in Oakland County (2015 dollars)						
	Fatal	Serious Injury	Moderate Injury	Minor Injury	Property Damage Only	Total
Medical Care	\$95,446	\$960,181	\$1,086,105	\$1,445,205	\$739,024	\$4,325,961
Future Earnings (Lost Wages)	\$9,629,872	\$2,742,382	\$3,113,684	\$3,856,476	\$5,394,480	\$24,736,894
Public Services	\$7,200	\$7,406	\$10,736	\$34,161	\$92,872	\$152,375
Adjudication & Sanctioning	\$850,051	\$370,668	\$420,412	\$530,823	\$614,536	\$2,786,490
Property Damage & Loss	\$253,576	\$288,765	\$568,520	\$1,187,493	\$6,716,424	\$9,014,778
Subtotal (Monetary Cost)	\$10,836,145	\$4,369,402	\$5,199,457	\$7,054,158	\$13,557,336	\$41,016,498
Quality of Life	\$60,235,341	\$11,561,019	\$11,577,434	\$15,868,050	\$4,364,984	\$103,606,828
Total (Comprehensive Cost)	\$71,071,486	\$15,930,421	\$16,776,891	\$22,922,208	\$17,922,320	\$144,623,326

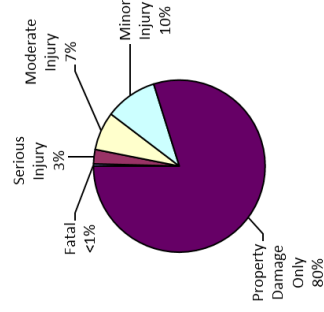
Oceana County Traffic Crashes and Crime

Index Crime Category	Number of Index Crimes	Index Crime Costs
Murder	0	\$0
Rape	22	\$8,816,325
Aggravated Assault	36	\$1,131,506
Robbery	2	\$68,358
Larceny	339	\$1,386,135
Burglary	98	\$437,008
Motor Vehicle Theft	11	\$100,495
Total	508	\$11,939,827
Average cost of index crime		\$23,504

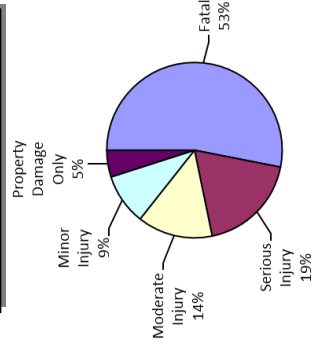
Traffic Crash Casualty Severity	Traffic Crash Casualties	Traffic Crash Costs
Fatal	5	\$44,376,957
Serious Injury	32	\$15,596,475
Moderate Injury	86	\$11,605,119
Minor Injury	117	\$7,862,436
Property Damage Only	950	\$4,130,070
Total	1,190	\$83,571,057
Average cost of traffic crash casualty		\$70,228

Costs of Traffic Crashes in Oceana County (2015 dollars)						
	Fatal	Serious Injury	Moderate Injury	Minor Injury	Property Damage Only	Total
Medical Care	\$59,654	\$842,633	\$541,414	\$671,517	\$247,221	\$2,362,440
Future Earnings (Lost Wages)	\$6,018,670	\$1,286,649	\$999,648	\$1,012,388	\$282,954	\$9,600,310
Public Services	\$4,500	\$5,572	\$6,585	\$6,783	\$20,811	\$44,252
Adjudication & Sanctioning	\$531,282	\$273,229	\$144,540	\$131,338	\$16,803	\$1,097,192
Property Damage & Loss	\$115,763	\$204,476	\$335,987	\$448,311	\$2,564,775	\$3,660,311
Subtotal (Monetary Cost)	\$6,729,869	\$2,612,961	\$2,028,175	\$2,270,337	\$3,132,954	\$16,773,905
Quality of Life	\$37,647,088	\$12,963,914	\$9,576,944	\$5,692,099	\$997,506	\$66,797,551
Total (Comprehensive Cost)	\$44,376,957	\$15,596,475	\$11,605,119	\$7,862,436	\$4,130,070	\$83,571,057

Traffic Crash Casualties

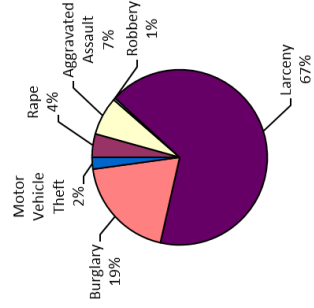


Traffic Crash Costs

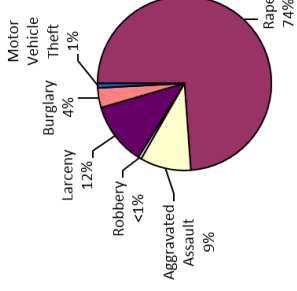


Costs of Index Crimes in Oceana County (2015 dollars)								
	Murder	Rape	Aggravated Assault	Robbery	Larceny	Burglary	Motor Vehicle Theft	Total
Medical Care	\$0	\$197,614	\$55,719	\$3,069	\$0	\$0	\$0	\$256,402
Future Earnings (Lost Wages)	\$0	\$123,302	\$39,382	\$3,163	\$8,898	\$3,239	\$1,091	\$179,075
Public Services	\$0	\$17,342	\$12,034	\$808	\$149,490	\$43,975	\$2,956	\$226,606
Adjudication & Sanctioning	\$0	\$541,754	\$426,246	\$11,266	\$690,407	\$76,072	\$19,515	\$1,765,280
Property Damage and Loss	\$0	\$3,446	\$2,515	\$2,281	\$316,614	\$250,725	\$70,498	\$646,080
Subtotal (Monetary Cost)	\$0	\$883,458	\$535,696	\$20,607	\$1,165,409	\$374,012	\$94,062	\$3,073,443
Quality of Life	\$0	\$7,932,867	\$595,610	\$47,752	\$220,726	\$62,997	\$6,433	\$8,866,384
Total (Comprehensive Costs)	\$0	\$8,816,325	\$1,131,506	\$68,358	\$1,386,135	\$437,008	\$100,495	\$11,939,827

Index Crimes



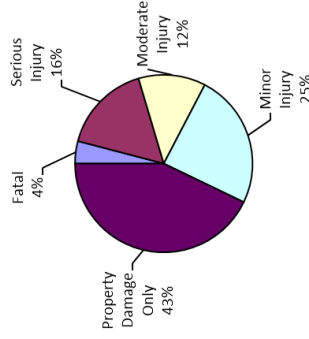
Index Crime Costs



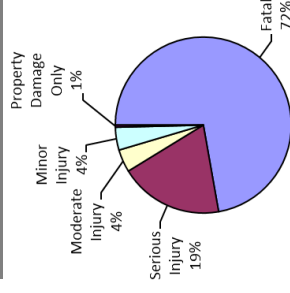
Oceana County Alcohol-Involved Crashes

Crash Casualty Severity	Crash Casualties	Crash Costs
Fatal	2	\$17,750,783
Serious Injury	8	\$4,678,059
Moderate Injury	6	\$1,022,941
Minor Injury	12	\$1,032,894
Property Damage Only	21	\$96,146
Total	49	\$24,580,823
Average cost of crash casualty		\$501,649

Crash Casualties



Crash Costs

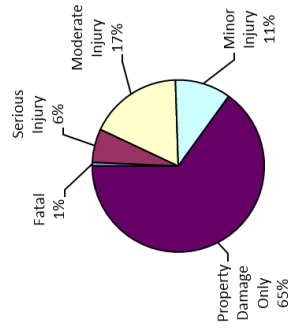


Costs of Alcohol-Involved Crashes in Oceana County (2015 dollars)						
	Fatal	Serious Injury	Moderate Injury	Minor Injury	Property Damage Only	Total
Medical Care	\$23,861	\$437,839	\$82,922	\$126,780	\$6,440	\$677,843
Future Earnings (Lost Wages)	\$2,407,468	\$677,783	\$153,506	\$190,737	\$7,173	\$3,436,667
Public Services	\$1,800	\$3,113	\$1,041	\$1,318	\$609	\$7,881
Adjudication & Sanctioning	\$212,513	\$103,165	\$21,037	\$26,090	\$1,008	\$363,812
Property Damage & Loss	\$46,305	\$90,317	\$44,685	\$75,199	\$57,547	\$314,053
Subtotal (Monetary Cost)	\$2,691,948	\$1,312,217	\$303,192	\$420,123	\$72,776	\$4,800,256
Quality of Life	\$15,058,835	\$3,365,843	\$719,749	\$612,770	\$23,370	\$19,780,566
Total (Comprehensive Cost)	\$17,750,783	\$4,678,059	\$1,022,941	\$1,032,894	\$96,146	\$24,580,823

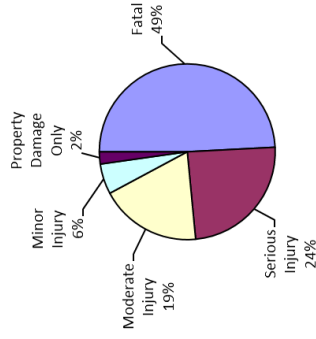
Oceana County Teen Driver Crashes

Crash Casualty Severity	Crash Casualties	Crash Costs
Fatal	1	\$8,875,391
Serious Injury	9	\$4,386,509
Moderate Injury	25	\$3,373,581
Minor Injury	15	\$1,008,005
Property Damage Only	93	\$404,312
Total	143	\$18,047,798
Average cost of crash casualty		\$126,208

Crash Casualties



Crash Costs



Costs of Teen Driver Crashes in Oceana County (2015 dollars)

	Fatal	Serious Injury	Moderate Injury	Minor Injury	Property Damage Only	Total
Medical Care	\$11,931	\$236,991	\$157,388	\$86,092	\$24,202	\$516,603
Future Earnings (Lost Wages)	\$1,203,734	\$361,870	\$290,595	\$129,793	\$27,700	\$2,013,693
Public Services	\$900	\$1,567	\$1,914	\$870	\$2,037	\$7,289
Adjudication & Sanctioning	\$106,256	\$76,846	\$42,018	\$16,838	\$1,645	\$243,603
Property Damage & Loss	\$23,153	\$57,509	\$97,671	\$57,476	\$251,078	\$486,886
Subtotal (Monetary Cost)	\$1,345,974	\$734,783	\$589,586	\$291,069	\$306,662	\$3,268,073
Quality of Life	\$7,529,418	\$3,651,726	\$2,783,995	\$716,936	\$97,651	\$14,779,725
Total (Comprehensive Cost)	\$8,875,391	\$4,386,509	\$3,373,581	\$1,008,005	\$404,312	\$18,047,798

Oceana County Motorcycle Crashes

Injury Severity	Motorcyclist Crash Victims	Motorcyclist Victim Costs
Fatal	1	\$8,815,923
Serious Injury	4	\$2,043,546
Moderate Injury	5	\$594,047
Minor Injury	1	\$111,974
Property Damage Only	0	\$0
Total	11	\$11,565,491
Average cost of crash casualty		\$1,051,408

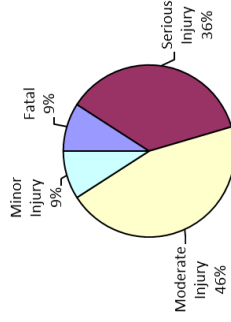
Injury Severity	Non-motorcyclist Crash Victims	Non-motorcyclist Victim Costs
Fatal	0	\$0
Serious Injury	0	\$0
Moderate Injury	0	\$0
Minor Injury	0	\$0
Property Damage Only	0	\$0
Total	0	\$0
Average cost of crash casualty		\$0

Motorcyclist Victim Costs in Motorcycle Crashes in Oceana County (2015 dollars)						
	Fatal	Serious Injury	Moderate Injury	Minor Injury	Property Damage Only	Total
Medical Care	\$11,931	\$167,111	\$45,184	\$8,606	\$0	\$232,832
Future Earnings (Lost Wages)	\$1,209,483	\$244,910	\$76,198	\$14,175	\$0	\$1,544,767
Public Services	\$788	\$1,414	\$863	\$164	\$0	\$3,230
Adjudication & Sanctioning	\$106,257	\$38,008	\$13,354	\$2,496	\$0	\$160,114
Property Damage & Loss	\$12,951	\$39,423	\$39,197	\$7,567	\$0	\$99,138
Subtotal (Monetary Cost)	\$1,341,410	\$490,867	\$174,795	\$33,008	\$0	\$2,040,081
Quality of Life	\$7,474,513	\$1,552,679	\$419,252	\$78,966	\$0	\$9,525,410
Total (Comprehensive Cost)	\$8,815,923	\$2,043,546	\$594,047	\$111,974	\$0	\$11,565,491

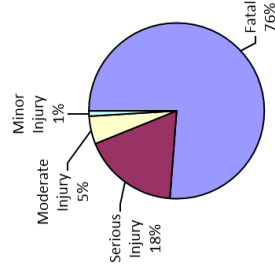
Non-motorcyclist Victim Costs in Motorcycle Crashes in Oceana County (2015 dollars)						
	Fatal	Serious Injury	Moderate Injury	Minor Injury	Property Damage Only	Total
Medical Care	\$0	\$0	\$0	\$0	\$0	\$0
Future Earnings (Lost Wages)	\$0	\$0	\$0	\$0	\$0	\$0
Public Services	\$0	\$0	\$0	\$0	\$0	\$0
Adjudication & Sanctioning	\$0	\$0	\$0	\$0	\$0	\$0
Property Damage & Loss	\$0	\$0	\$0	\$0	\$0	\$0
Subtotal (Monetary Cost)	\$0	\$0	\$0	\$0	\$0	\$0
Quality of Life	\$0	\$0	\$0	\$0	\$0	\$0
Total (Comprehensive Cost)	\$0	\$0	\$0	\$0	\$0	\$0

Costs of Motorcycle Crashes in Oceana County (2015 dollars)						
	Fatal	Serious Injury	Moderate Injury	Minor Injury	Property Damage Only	Total
Medical Care	\$11,931	\$167,111	\$45,184	\$8,606	\$0	\$232,832
Future Earnings (Lost Wages)	\$1,209,483	\$244,910	\$76,198	\$14,175	\$0	\$1,544,767
Public Services	\$788	\$1,414	\$863	\$164	\$0	\$3,230
Adjudication & Sanctioning	\$106,257	\$38,008	\$13,354	\$2,496	\$0	\$160,114
Property Damage & Loss	\$12,951	\$39,423	\$39,197	\$7,567	\$0	\$99,138
Subtotal (Monetary Cost)	\$1,341,410	\$490,867	\$174,795	\$33,008	\$0	\$2,040,081
Quality of Life	\$7,474,513	\$1,552,679	\$419,252	\$78,966	\$0	\$9,525,410
Total (Comprehensive Cost)	\$8,815,923	\$2,043,546	\$594,047	\$111,974	\$0	\$11,565,491

Motorcycle Crash Casualties



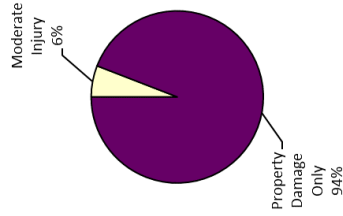
Motorcycle Crash Costs



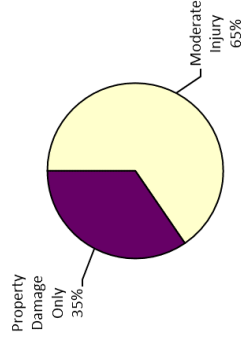
Oceana County Medium/Large Truck Crashes

Crash Casualty Severity	Crash Casualties	Crash Costs
Fatal	0	\$0
Serious Injury	0	\$0
Moderate Injury	1	\$275,031
Minor Injury	0	\$0
Property Damage Only	16	\$145,120
Total	17	\$420,151
Average cost of crash casualty		\$24,715

Crash Casualties



Crash Costs



Costs of Medium/Large Truck Crashes in Oceana County (2015 dollars)						
	Fatal	Serious Injury	Moderate Injury	Minor Injury	Property Damage Only	Total
Medical Care	\$0	\$0	\$17,805	\$0	\$5,984	\$23,789
Future Earnings (Lost Wages)	\$0	\$0	\$51,044	\$0	\$43,680	\$94,724
Public Services	\$0	\$0	\$176	\$0	\$752	\$928
Adjudication & Sanctioning	\$0	\$0	\$6,892	\$0	\$4,976	\$11,868
Property Damage & Loss	\$0	\$0	\$9,320	\$0	\$54,384	\$63,704
Subtotal (Monetary Cost)	\$0	\$0	\$85,237	\$0	\$109,776	\$195,013
Quality of Life	\$0	\$0	\$189,794	\$0	\$35,344	\$225,138
Total (Comprehensive Cost)	\$0	\$0	\$275,031	\$0	\$145,120	\$420,151

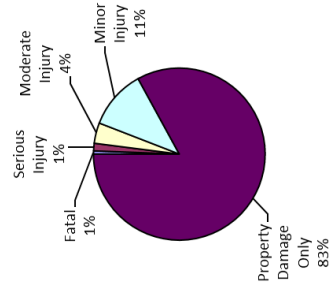
Ogemaw County Traffic Crashes and Crime

Index Crime Category	Number of Index Crimes	Index Crime Costs
Murder	0	\$0
Rape	12	\$4,808,905
Aggravated Assault	31	\$974,352
Robbery	0	\$0
Larceny	118	\$482,489
Burglary	79	\$352,282
Motor Vehicle Theft	9	\$82,223
Total	249	\$6,700,251
Average cost of index crime		\$26,909

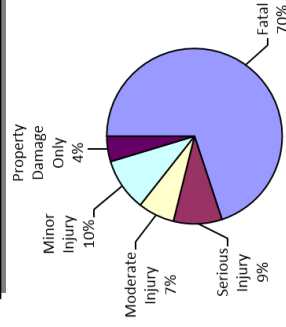
Traffic Crash Casualty Severity	Traffic Crash Casualties	Traffic Crash Costs
Fatal	6	\$53,252,348
Serious Injury	14	\$6,823,458
Moderate Injury	38	\$5,127,843
Minor Injury	110	\$7,392,034
Property Damage Only	819	\$3,560,555
Total	987	\$76,156,238
Average cost of traffic crash casualty		\$77,159

Costs of Traffic Crashes in Ogemaw County (2015 dollars)						
	Fatal	Serious Injury	Moderate Injury	Minor Injury	Property Damage Only	Total
Medical Care	\$71,584	\$368,652	\$239,230	\$631,341	\$213,150	\$1,523,938
Future Earnings (Lost Wages)	\$7,222,404	\$562,909	\$441,705	\$951,818	\$243,936	\$9,422,773
Public Services	\$5,400	\$2,438	\$2,910	\$6,377	\$17,941	\$35,066
Adjudication & Sanctioning	\$637,538	\$119,538	\$63,867	\$123,481	\$14,486	\$958,909
Property Damage & Loss	\$138,916	\$69,458	\$148,459	\$421,489	\$2,211,106	\$3,009,428
Subtotal (Monetary Cost)	\$8,075,843	\$1,142,995	\$896,170	\$2,134,505	\$2,700,600	\$14,950,113
Quality of Life	\$45,176,506	\$5,680,463	\$4,231,673	\$5,257,529	\$659,955	\$61,206,125
Total (Comprehensive Cost)	\$53,252,348	\$6,823,458	\$5,127,843	\$7,392,034	\$3,560,555	\$76,156,238

Traffic Crash Casualties

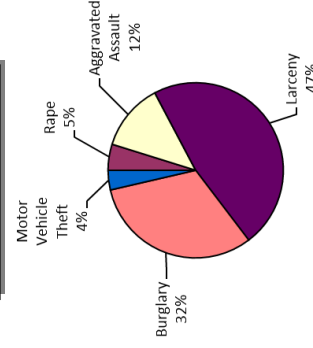


Traffic Crash Costs

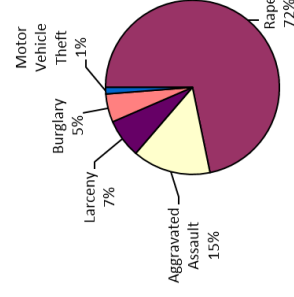


Costs of Index Crimes in Ogemaw County (2015 dollars)								
	Murder	Rape	Aggravated Assault	Robbery	Larceny	Burglary	Motor Vehicle Theft	Total
Medical Care	\$0	\$107,790	\$47,980	\$0	\$0	\$0	\$0	\$155,770
Future Earnings (Lost Wages)	\$0	\$67,255	\$33,913	\$0	\$3,097	\$2,611	\$692	\$107,769
Public Services	\$0	\$9,459	\$10,362	\$0	\$52,035	\$35,449	\$2,419	\$109,725
Adjudication & Sanctioning	\$0	\$295,502	\$367,045	\$0	\$240,319	\$61,323	\$15,967	\$980,157
Property Damage and Loss	\$0	\$1,880	\$2,165	\$0	\$110,208	\$202,115	\$57,881	\$374,049
Subtotal (Monetary Cost)	\$0	\$461,886	\$461,466	\$0	\$405,659	\$307,499	\$76,980	\$1,727,469
Quality of Life	\$0	\$4,327,018	\$512,887	\$0	\$76,831	\$50,783	\$5,263	\$4,972,782
Total (Comprehensive Costs)	\$0	\$4,808,905	\$974,352	\$0	\$482,489	\$352,282	\$82,223	\$6,700,251

Index Crimes



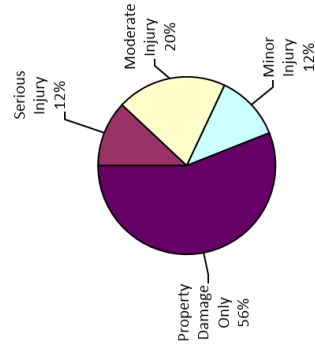
Index Crime Costs



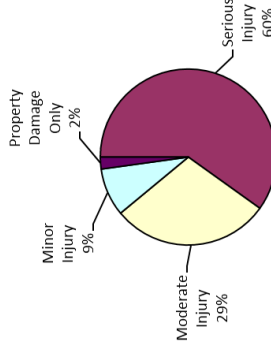
Ogemaw County Alcohol-Involved Crashes

Crash Casualty Severity	Crash Casualties	Crash Costs
Fatal	0	\$0
Serious Injury	3	\$1,754,272
Moderate Injury	5	\$852,451
Minor Injury	3	\$258,223
Property Damage Only	14	\$64,097
Total	25	\$2,929,044
Average cost of crash casualty		\$117,162

Crash Casualties



Crash Costs



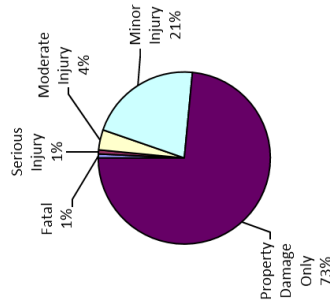
Costs of Alcohol-Involved Crashes in Ogemaw County (2015 dollars)

	Fatal	Serious Injury	Moderate Injury	Minor Injury	Property Damage Only	Total
Medical Care	\$0	\$164,190	\$69,102	\$31,695	\$4,293	\$269,280
Future Earnings (Lost Wages)	\$0	\$254,169	\$127,922	\$47,684	\$4,782	\$434,557
Public Services	\$0	\$1,167	\$868	\$330	\$406	\$2,770
Adjudication & Sanctioning	\$0	\$38,687	\$17,531	\$6,522	\$672	\$63,412
Property Damage & Loss	\$0	\$33,869	\$37,238	\$18,800	\$38,365	\$128,271
Subtotal (Monetary Cost)	\$0	\$492,081	\$252,660	\$105,031	\$48,518	\$898,290
Quality of Life	\$0	\$1,262,191	\$599,790	\$153,193	\$15,580	\$2,030,754
Total (Comprehensive Cost)	\$0	\$1,754,272	\$852,451	\$258,223	\$64,097	\$2,929,044

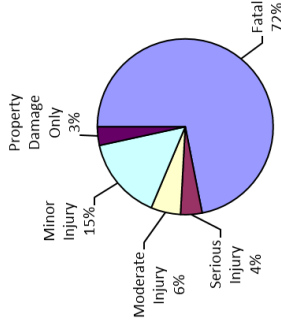
Ogemaw County Teen Driver Crashes

Crash Casualty Severity	Crash Casualties	Crash Costs
Fatal	1	\$8,875,391
Serious Injury	1	\$487,390
Moderate Injury	5	\$674,716
Minor Injury	28	\$1,881,609
Property Damage Only	97	\$421,702
Total	132	\$12,340,808
Average cost of crash casualty		\$93,491

Crash Casualties



Crash Costs



Costs of Teen Driver Crashes in Ogemaw County (2015 dollars)

	Fatal	Serious Injury	Moderate Injury	Minor Injury	Property Damage Only	Total
Medical Care	\$11,931	\$26,332	\$31,478	\$160,705	\$25,243	\$255,688
Future Earnings (Lost Wages)	\$1,203,734	\$40,208	\$58,119	\$242,281	\$28,891	\$1,573,233
Public Services	\$900	\$174	\$383	\$1,623	\$2,125	\$5,205
Adjudication & Sanctioning	\$106,256	\$8,538	\$8,404	\$31,431	\$1,716	\$156,345
Property Damage & Loss	\$23,153	\$6,390	\$19,534	\$107,288	\$261,877	\$418,242
Subtotal (Monetary Cost)	\$1,345,974	\$81,643	\$117,917	\$543,328	\$319,851	\$2,408,713
Quality of Life	\$7,529,418	\$405,747	\$556,799	\$1,338,280	\$101,851	\$9,932,095
Total (Comprehensive Cost)	\$8,875,391	\$487,390	\$674,716	\$1,881,609	\$421,702	\$12,340,808

Ogemaw County Motorcycle Crashes

Injury Severity	Motorcyclist Crash Victims	Motorcyclist Victim Costs
Fatal	2	\$17,631,846
Serious Injury	1	\$510,887
Moderate Injury	2	\$237,619
Minor Injury	2	\$223,949
Property Damage Only	5	\$19,930
Total	12	\$18,624,231
Average cost of crash casualty		\$1,552,019

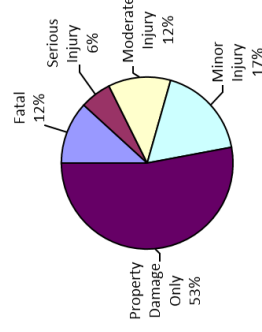
Injury Severity	Non-motorcyclist Crash Victims	Non-motorcyclist Victim Costs
Fatal	0	\$0
Serious Injury	0	\$0
Moderate Injury	0	\$0
Minor Injury	1	\$67,200
Property Damage Only	4	\$11,338
Total	5	\$78,538
Average cost of crash casualty		\$15,708

Motorcyclist Victim Costs in Motorcycle Crashes in Ogemaw County (2015 dollars)						
	Fatal	Serious Injury	Moderate Injury	Minor Injury	Property Damage Only	Total
Medical Care	\$23,861	\$41,778	\$18,073	\$17,212	\$692	\$101,617
Future Earnings (Lost Wages)	\$2,418,966	\$61,228	\$30,479	\$28,350	\$1,096	\$2,540,119
Public Services	\$1,577	\$354	\$345	\$328	\$301	\$2,905
Adjudication & Sanctioning	\$212,514	\$9,502	\$5,341	\$4,992	\$928	\$233,277
Property Damage & Loss	\$25,902	\$9,856	\$15,679	\$15,134	\$11,685	\$78,256
Subtotal (Monetary Cost)	\$2,682,820	\$122,717	\$69,918	\$66,017	\$14,701	\$2,956,173
Quality of Life	\$14,949,027	\$388,170	\$167,701	\$157,932	\$5,229	\$15,668,058
Total (Comprehensive Cost)	\$17,631,846	\$510,887	\$237,619	\$223,949	\$19,930	\$18,624,231

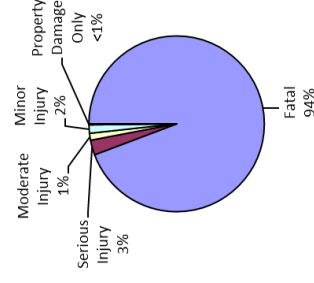
Non-motorcyclist Victim Costs in Motorcycle Crashes in Ogemaw County (2015 dollars)						
	Fatal	Serious Injury	Moderate Injury	Minor Injury	Property Damage Only	Total
Medical Care	\$0	\$0	\$0	\$5,739	\$0	\$5,739
Future Earnings (Lost Wages)	\$0	\$0	\$0	\$8,653	\$354	\$9,007
Public Services	\$0	\$0	\$0	\$58	\$84	\$142
Adjudication & Sanctioning	\$0	\$0	\$0	\$1,123	\$0	\$1,123
Property Damage & Loss	\$0	\$0	\$0	\$3,832	\$10,900	\$14,732
Subtotal (Monetary Cost)	\$0	\$0	\$0	\$19,405	\$11,338	\$30,742
Quality of Life	\$0	\$0	\$0	\$47,796	\$0	\$47,796
Total (Comprehensive Cost)	\$0	\$0	\$0	\$67,200	\$11,338	\$78,538

Costs of Motorcycle Crashes in Ogemaw County (2015 dollars)						
	Fatal	Serious Injury	Moderate Injury	Minor Injury	Property Damage Only	Total
Medical Care	\$23,861	\$41,778	\$18,073	\$22,952	\$692	\$107,356
Future Earnings (Lost Wages)	\$2,418,966	\$61,228	\$30,479	\$37,003	\$1,450	\$2,549,125
Public Services	\$1,577	\$354	\$345	\$386	\$385	\$3,046
Adjudication & Sanctioning	\$212,514	\$9,502	\$5,341	\$6,115	\$928	\$234,400
Property Damage & Loss	\$25,902	\$9,856	\$15,679	\$18,966	\$22,585	\$92,987
Subtotal (Monetary Cost)	\$2,682,820	\$122,717	\$69,918	\$85,422	\$26,039	\$2,986,915
Quality of Life	\$14,949,027	\$388,170	\$167,701	\$205,728	\$5,229	\$15,715,854
Total (Comprehensive Cost)	\$17,631,846	\$510,887	\$237,619	\$291,149	\$31,268	\$18,702,769

Motorcycle Crash Casualties



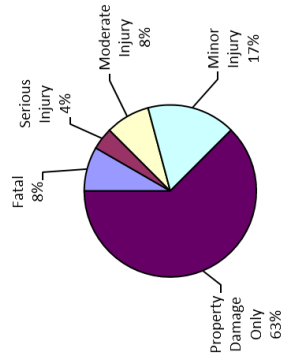
Motorcycle Crash Costs



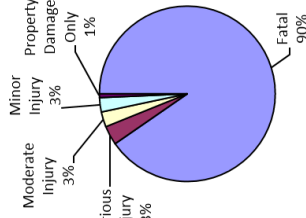
Ogemaw County Medium/Large Truck Crashes

Crash Casualty Severity	Crash Casualties	Crash Costs
Fatal	2	\$17,767,872
Serious Injury	1	\$692,627
Moderate Injury	2	\$550,062
Minor Injury	4	\$518,016
Property Damage Only	15	\$136,050
Total	24	\$19,664,627
Average cost of crash casualty		\$819,359

Crash Casualties



Crash Costs

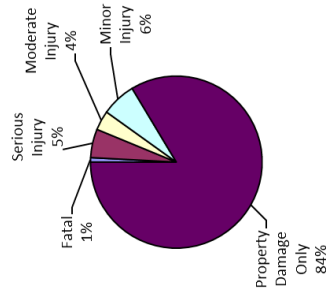


Costs of Medium/Large Truck Crashes in Ogemaw County (2015 dollars)						
	Fatal	Serious Injury	Moderate Injury	Minor Injury	Property Damage Only	Total
Medical Care	\$23,861	\$41,747	\$35,610	\$32,660	\$5,610	\$139,488
Future Earnings (Lost Wages)	\$2,407,468	\$119,234	\$102,088	\$87,152	\$40,950	\$2,756,892
Public Services	\$1,800	\$322	\$352	\$772	\$705	\$3,951
Adjudication & Sanctioning	\$212,513	\$16,116	\$13,784	\$11,996	\$4,665	\$259,074
Property Damage & Loss	\$63,394	\$12,555	\$18,640	\$26,836	\$50,985	\$172,410
Subtotal (Monetary Cost)	\$2,709,036	\$189,974	\$170,474	\$159,416	\$102,915	\$3,331,815
Quality of Life	\$15,058,835	\$502,653	\$379,588	\$358,600	\$33,135	\$16,332,811
Total (Comprehensive Cost)	\$17,767,872	\$692,627	\$550,062	\$518,016	\$136,050	\$19,664,627

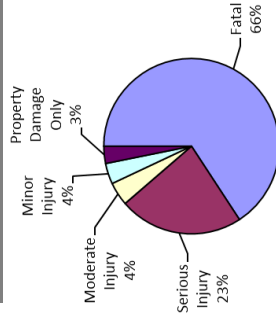
Ontonagon County Traffic Crashes and Crime

Traffic Crash Casualty Severity	Traffic Crash Casualties	Traffic Crash Costs
Fatal	3	\$26,626,174
Serious Injury	19	\$9,260,407
Moderate Injury	13	\$1,754,262
Minor Injury	23	\$1,545,607
Property Damage Only	296	\$1,286,843
Total	354	\$40,473,293
Average cost of traffic crash casualty		\$114,331

Traffic Crash Casualties



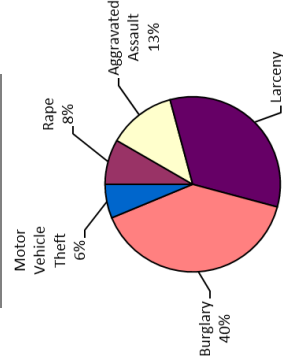
Traffic Crash Costs



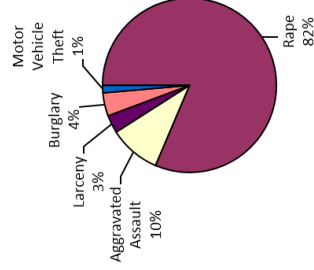
Costs of Traffic Crashes in Ontonagon County (2015 dollars)						Total
	Fatal	Serious Injury	Moderate Injury	Minor Injury	Property Damage Only	
Medical Care	\$35,792	\$500,314	\$81,842	\$132,008	\$71,029	\$826,984
Future Earnings (Lost Wages)	\$3,611,202	\$763,948	\$151,110	\$199,016	\$68,163	\$4,813,439
Public Services	\$2,700	\$3,309	\$995	\$1,333	\$6,484	\$14,822
Adjudication & Sanctioning	\$318,769	\$162,230	\$21,849	\$25,819	\$5,235	\$533,902
Property Damage & Loss	\$69,458	\$121,408	\$50,789	\$88,129	\$795,130	\$1,128,914
Subtotal (Monetary Cost)	\$4,037,921	\$1,551,208	\$306,585	\$446,306	\$876,041	\$7,318,060
Quality of Life	\$22,588,253	\$7,709,199	\$1,447,678	\$1,099,302	\$310,802	\$33,155,233
Total (Comprehensive Cost)	\$26,626,174	\$9,260,407	\$1,754,262	\$1,545,607	\$1,286,843	\$40,473,293

Index Crime Category	Number of Index Crimes	Index Crime Costs
Murder	0	\$0
Rape	4	\$1,602,968
Aggravated Assault	6	\$188,584
Robbery	0	\$0
Larceny	16	\$65,422
Burglary	19	\$84,726
Motor Vehicle Theft	3	\$27,408
Total	48	\$1,969,109
Average cost of index crime		\$41,023

Index Crimes



Index Crime Costs

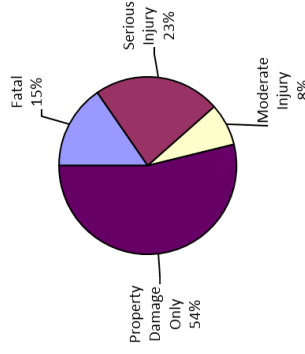


Costs of Index Crimes in Ontonagon County (2015 dollars)								Total
	Murder	Rape	Aggravated Assault	Robbery	Larceny	Burglary	Motor Vehicle Theft	
Medical Care	\$0	\$35,930	\$9,286	\$0	\$0	\$0	\$0	\$45,216
Future Earnings (Lost Wages)	\$0	\$22,418	\$6,564	\$0	\$420	\$628	\$297	\$30,328
Public Services	\$0	\$3,153	\$2,006	\$0	\$7,056	\$8,528	\$606	\$21,546
Adjudication & Sanctioning	\$0	\$68,501	\$71,041	\$0	\$32,686	\$14,749	\$5,322	\$222,198
Property Damage and Loss	\$0	\$627	\$419	\$0	\$14,943	\$48,610	\$19,227	\$83,826
Subtotal (Monetary Cost)	\$0	\$160,629	\$89,316	\$0	\$85,006	\$72,913	\$25,653	\$403,115
Quality of Life	\$0	\$1,442,339	\$93,268	\$0	\$10,418	\$12,214	\$1,754	\$1,565,994
Total (Comprehensive Costs)	\$0	\$1,602,968	\$188,584	\$0	\$95,422	\$84,726	\$27,408	\$1,969,109

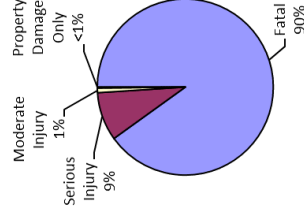
Ontonagon County Alcohol-Involved Crashes

Crash Casualty Severity	Crash Casualties	Crash Costs
Fatal	2	\$17,750,783
Serious Injury	3	\$1,754,272
Moderate Injury	1	\$170,490
Minor Injury	0	\$0
Property Damage Only	7	\$32,049
Total	13	\$19,707,594
Average cost of crash casualty		\$1,515,969

Crash Casualties



Crash Costs

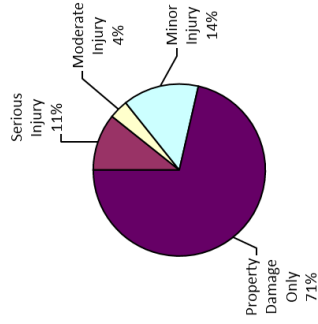


Costs of Alcohol-Involved Crashes in Ontonagon County (2015 dollars)						
	Fatal	Serious Injury	Moderate Injury	Minor Injury	Property Damage Only	Total
Medical Care	\$23,861	\$164,190	\$13,820	\$0	\$2,147	\$204,018
Future Earnings (Lost Wages)	\$2,407,468	\$254,169	\$25,584	\$0	\$2,391	\$2,689,612
Public Services	\$1,800	\$1,167	\$174	\$0	\$203	\$3,344
Adjudication & Sanctioning	\$212,513	\$38,687	\$3,506	\$0	\$336	\$255,041
Property Damage & Loss	\$46,305	\$33,869	\$7,448	\$0	\$19,182	\$106,804
Subtotal (Monetary Cost)	\$2,691,948	\$492,081	\$50,532	\$0	\$24,259	\$3,258,820
Quality of Life	\$15,058,835	\$1,262,191	\$119,958	\$0	\$7,790	\$16,448,774
Total (Comprehensive Cost)	\$17,750,783	\$1,754,272	\$170,490	\$0	\$32,049	\$19,707,594

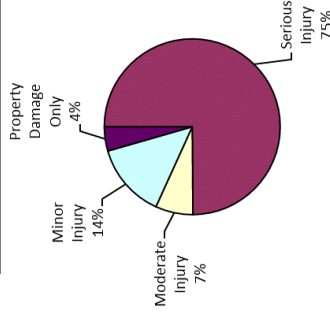
Ontonagon County Teen Driver Crashes

Crash Casualty Severity	Crash Casualties	Crash Costs
Fatal	0	\$0
Serious Injury	3	\$1,462,170
Moderate Injury	1	\$134,943
Minor Injury	4	\$268,801
Property Damage Only	20	\$86,949
Total	28	\$1,952,863
Average cost of crash casualty		\$69,745

Crash Casualties



Crash Costs



Costs of Teen Driver Crashes in Ontonagon County (2015 dollars)

	Fatal	Serious Injury	Moderate Injury	Minor Injury	Property Damage Only	Total
Medical Care	\$0	\$78,997	\$6,296	\$22,958	\$5,205	\$113,455
Future Earnings (Lost Wages)	\$0	\$120,623	\$11,624	\$34,612	\$5,957	\$172,816
Public Services	\$0	\$522	\$77	\$232	\$438	\$1,269
Adjudication & Sanctioning	\$0	\$25,615	\$1,681	\$4,490	\$354	\$32,140
Property Damage & Loss	\$0	\$19,170	\$3,907	\$15,327	\$53,995	\$92,399
Subtotal (Monetary Cost)	\$0	\$244,928	\$23,583	\$77,618	\$65,949	\$412,078
Quality of Life	\$0	\$1,217,242	\$111,360	\$191,183	\$21,000	\$1,540,785
Total (Comprehensive Cost)	\$0	\$1,462,170	\$134,943	\$268,801	\$86,949	\$1,952,863

Ontonagon County Motorcycle Crashes

Injury Severity	Motorcyclist Crash Victims	Motorcyclist Victim Costs
Fatal	1	\$8,815,923
Serious Injury	2	\$1,021,773
Moderate Injury	2	\$237,619
Minor Injury	0	\$0
Property Damage Only	0	\$0
Total	5	\$10,075,315
Average cost of crash casualty \$2,015,063		

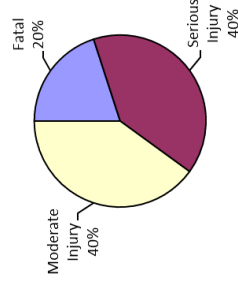
Injury Severity	Non-motorcyclist Crash Victims	Non-motorcyclist Victim Costs
Fatal	0	\$0
Serious Injury	0	\$0
Moderate Injury	0	\$0
Minor Injury	0	\$0
Property Damage Only	0	\$0
Total	0	\$0
Average cost of crash casualty \$0		

Motorcyclist Victim Costs in Motorcycle Crashes in Ontonagon County (2015 dollars)						
	Fatal	Serious Injury	Moderate Injury	Minor Injury	Property Damage Only	Total
Medical Care	\$11,931	\$83,566	\$18,073	\$0	\$0	\$113,560
Future Earnings (Lost Wages)	\$1,209,483	\$122,465	\$30,479	\$0	\$0	\$1,362,417
Public Services	\$788	\$707	\$345	\$0	\$0	\$1,841
Adjudication & Sanctioning	\$106,257	\$19,004	\$5,341	\$0	\$0	\$130,602
Property Damage & Loss	\$12,951	\$19,712	\$15,679	\$0	\$0	\$48,342
Subtotal (Monetary Cost)	\$1,341,410	\$245,434	\$69,918	\$0	\$0	\$1,656,762
Quality of Life	\$7,474,513	\$776,339	\$167,701	\$0	\$0	\$8,418,554
Total (Comprehensive Cost)	\$8,815,923	\$1,021,773	\$237,619	\$0	\$0	\$10,075,315

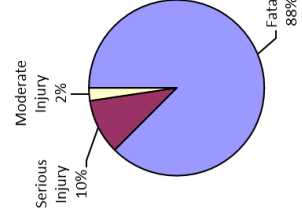
Non-motorcyclist Victim Costs in Motorcycle Crashes in Ontonagon County (2015 dollars)						
	Fatal	Serious Injury	Moderate Injury	Minor Injury	Property Damage Only	Total
Medical Care	\$0	\$0	\$0	\$0	\$0	\$0
Future Earnings (Lost Wages)	\$0	\$0	\$0	\$0	\$0	\$0
Public Services	\$0	\$0	\$0	\$0	\$0	\$0
Adjudication & Sanctioning	\$0	\$0	\$0	\$0	\$0	\$0
Property Damage & Loss	\$0	\$0	\$0	\$0	\$0	\$0
Subtotal (Monetary Cost)	\$0	\$0	\$0	\$0	\$0	\$0
Quality of Life	\$0	\$0	\$0	\$0	\$0	\$0
Total (Comprehensive Cost)	\$0	\$0	\$0	\$0	\$0	\$0

Costs of Motorcycle Crashes in Ontonagon County (2015 dollars)						
	Fatal	Serious Injury	Moderate Injury	Minor Injury	Property Damage Only	Total
Medical Care	\$11,931	\$83,566	\$18,073	\$0	\$0	\$113,560
Future Earnings (Lost Wages)	\$1,209,483	\$122,465	\$30,479	\$0	\$0	\$1,362,417
Public Services	\$788	\$707	\$345	\$0	\$0	\$1,841
Adjudication & Sanctioning	\$106,257	\$19,004	\$5,341	\$0	\$0	\$130,602
Property Damage & Loss	\$12,951	\$19,712	\$15,679	\$0	\$0	\$48,342
Subtotal (Monetary Cost)	\$1,341,410	\$245,434	\$69,918	\$0	\$0	\$1,656,762
Quality of Life	\$7,474,513	\$776,339	\$167,701	\$0	\$0	\$8,418,554
Total (Comprehensive Cost)	\$8,815,923	\$1,021,773	\$237,619	\$0	\$0	\$10,075,315

Motorcycle Crash Casualties



Motorcycle Crash Costs




Ontonagon County Medium/Large Truck Crashes

Crash Casualty Severity	Crash Casualties	Crash Costs
Fatal	0	\$0
Serious Injury	0	\$0
Moderate Injury	0	\$0
Minor Injury	0	\$0
Property Damage Only	16	\$145,120
Total	16	\$145,120
Average cost of crash casualty		\$9,070


Crash Casualties

Property
Damage
Only
100%



Crash Costs

Property
Damage
Only
100%



Costs of Medium/Large Truck Crashes in Ontonagon County (2015 dollars)						
	Fatal	Serious Injury	Moderate Injury	Minor Injury	Property Damage Only	Total
Medical Care	\$0	\$0	\$0	\$0	\$5,984	\$5,984
Future Earnings (Lost Wages)	\$0	\$0	\$0	\$0	\$43,680	\$43,680
Public Services	\$0	\$0	\$0	\$0	\$752	\$752
Adjudication & Sanctioning	\$0	\$0	\$0	\$0	\$4,976	\$4,976
Property Damage & Loss	\$0	\$0	\$0	\$0	\$54,384	\$54,384
Subtotal (Monetary Cost)	\$0	\$0	\$0	\$0	\$109,776	\$109,776
Quality of Life	\$0	\$0	\$0	\$0	\$35,344	\$35,344
Total (Comprehensive Cost)	\$0	\$0	\$0	\$0	\$145,120	\$145,120

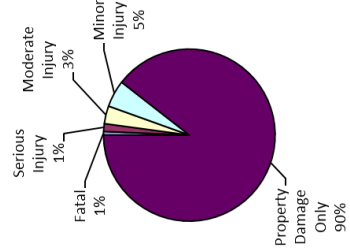
Osceola County Traffic Crashes and Crime

Index Crime Category	Number of Index Crimes	Index Crime Costs
Murder	0	\$0
Rape	24	\$9,617,809
Aggravated Assault	30	\$942,921
Robbery	0	\$0
Larceny	236	\$964,979
Burglary	71	\$316,608
Motor Vehicle Theft	9	\$82,223
Total	370	\$11,924,540
Average cost of index crime		\$32,228

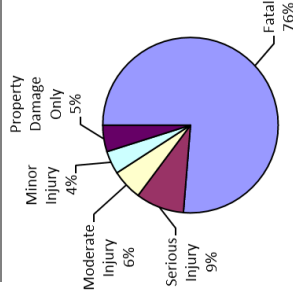
Traffic Crash Casualty Severity	Traffic Crash Casualties	Traffic Crash Costs
Fatal	8	\$71,003,131
Serious Injury	17	\$8,285,627
Moderate Injury	39	\$5,262,786
Minor Injury	59	\$3,964,818
Property Damage Only	1,045	\$4,543,077
Total	1,168	\$93,059,440
Average cost of traffic crash casualty		\$79,674

Costs of Traffic Crashes in Osceola County (2015 dollars)						
	Fatal	Serious Injury	Moderate Injury	Minor Injury	Property Damage Only	Total
Medical Care	\$95,446	\$477,649	\$245,625	\$338,628	\$271,943	\$1,389,191
Future Earnings (Lost Wages)	\$9,629,872	\$683,533	\$453,329	\$510,520	\$311,250	\$11,588,504
Public Services	\$7,200	\$2,960	\$2,986	\$3,420	\$2,892	\$39,460
Adjudication & Sanctioning	\$650,051	\$145,153	\$65,547	\$66,231	\$18,483	\$1,145,464
Property Damage and Loss	\$185,221	\$105,628	\$152,366	\$226,071	\$2,821,252	\$3,493,538
Subtotal (Monetary Cost)	\$10,767,790	\$1,387,923	\$919,754	\$1,144,871	\$3,445,820	\$17,666,198
Quality of Life	\$60,235,341	\$6,897,704	\$4,343,033	\$2,819,948	\$1,097,256	\$75,393,282
Total (Comprehensive Cost)	\$71,003,131	\$8,285,627	\$5,262,786	\$3,964,818	\$4,543,077	\$93,059,440

Traffic Crash Casualties

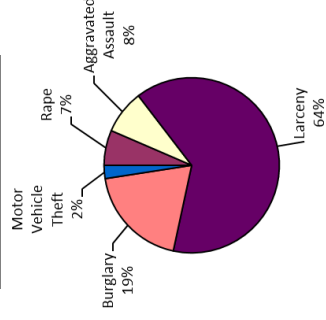


Traffic Crash Costs

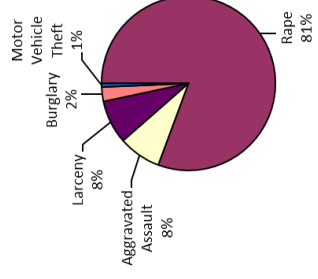


Costs of Index Crimes in Osceola County (2015 dollars)								
	Murder	Rape	Aggravated Assault	Robbery	Larceny	Burglary	Motor Vehicle Theft	Total
Medical Care	\$0	\$215,579	\$46,432	\$0	\$0	\$0	\$0	\$262,011
Future Earnings (Lost Wages)	\$0	\$134,511	\$32,819	\$0	\$6,195	\$2,347	\$692	\$176,763
Public Services	\$0	\$18,919	\$10,028	\$0	\$104,070	\$31,860	\$2,419	\$167,295
Adjudication & Sanctioning	\$0	\$591,004	\$355,205	\$0	\$480,637	\$55,113	\$15,967	\$1,497,927
Property Damage and Loss	\$0	\$3,760	\$2,095	\$0	\$220,415	\$181,648	\$57,681	\$465,600
Subtotal (Monetary Cost)	\$0	\$963,772	\$446,590	\$0	\$811,317	\$270,968	\$76,960	\$2,969,996
Quality of Life	\$0	\$8,654,037	\$496,342	\$0	\$153,662	\$45,640	\$5,253	\$9,354,944
Total (Comprehensive Costs)	\$0	\$9,617,809	\$942,921	\$0	\$964,979	\$316,608	\$82,223	\$11,924,540

Index Crimes



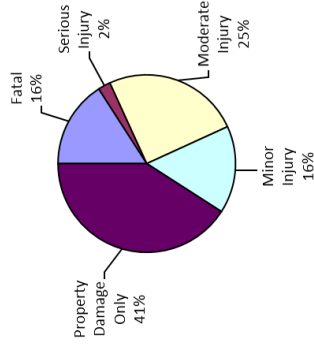
Index Crime Costs



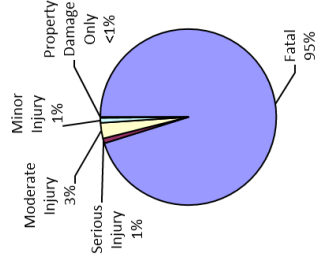
Osceola County Alcohol-Involved Crashes

Crash Casualty Severity	Crash Casualties	Crash Costs
Fatal	7	\$62,127,740
Serious Injury	1	\$584,757
Moderate Injury	11	\$1,875,391
Minor Injury	7	\$602,521
Property Damage Only	18	\$82,411
Total	44	\$65,272,821
Average cost of crash casualty		\$1,483,473

Crash Casualties



Crash Costs

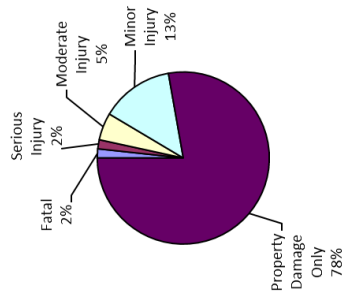


Costs of Alcohol-Involved Crashes in Osceola County (2015 dollars)						
	Fatal	Serious Injury	Moderate Injury	Minor Injury	Property Damage Only	Total
Medical Care	\$83,515	\$54,730	\$152,024	\$73,955	\$5,520	\$369,745
Future Earnings (Lost Wages)	\$8,426,138	\$84,723	\$281,428	\$11,203	\$6,148	\$8,909,701
Public Services	\$6,300	\$389	\$1,909	\$769	\$522	\$9,889
Adjudication & Sanctioning	\$743,794	\$12,896	\$38,568	\$15,219	\$864	\$811,341
Property Damage & Loss	\$162,068	\$11,290	\$81,923	\$43,866	\$49,326	\$348,473
Subtotal (Monetary Cost)	\$9,421,817	\$164,027	\$555,852	\$245,072	\$62,380	\$10,449,148
Quality of Life	\$52,705,923	\$420,730	\$1,319,539	\$357,449	\$20,031	\$54,823,673
Total (Comprehensive Cost)	\$62,127,740	\$584,757	\$1,875,391	\$602,521	\$82,411	\$65,272,821

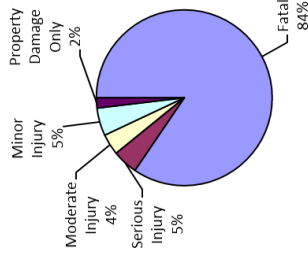
Osceola County Teen Driver Crashes

Crash Casualty Severity	Crash Casualties	Crash Costs
Fatal	2	\$17,750,783
Serious Injury	2	\$974,780
Moderate Injury	6	\$809,659
Minor Injury	16	\$1,075,205
Property Damage Only	91	\$395,617
Total	117	\$21,006,044
Average cost of crash casualty		\$179,539

Crash Casualties



Crash Costs



Costs of Teen Driver Crashes in Osceola County (2015 dollars)

	Fatal	Serious Injury	Moderate Injury	Minor Injury	Property Damage Only	Total
Medical Care	\$23,861	\$52,665	\$37,773	\$91,831	\$23,681	\$229,812
Future Earnings (Lost Wages)	\$2,407,468	\$80,416	\$69,743	\$138,446	\$27,104	\$2,723,177
Public Services	\$1,800	\$348	\$459	\$928	\$1,993	\$5,529
Adjudication & Sanctioning	\$212,513	\$17,077	\$10,084	\$17,961	\$1,610	\$259,244
Property Damage & Loss	\$46,305	\$12,780	\$23,441	\$61,307	\$245,678	\$389,512
Subtotal (Monetary Cost)	\$2,691,948	\$163,285	\$141,501	\$310,473	\$300,067	\$3,607,273
Quality of Life	\$15,058,835	\$811,495	\$668,159	\$764,732	\$95,551	\$17,398,771
Total (Comprehensive Cost)	\$17,750,783	\$974,780	\$809,659	\$1,075,205	\$395,617	\$21,006,044

Osceola County Motorcycle Crashes

Injury Severity	Motorcyclist Crash Victims	Motorcyclist Victim Costs
Fatal	0	\$0
Serious Injury	0	\$0
Moderate Injury	1	\$118,809
Minor Injury	0	\$0
Property Damage Only	3	\$11,958
Total	4	\$130,768
Average cost of crash casualty		\$32,692

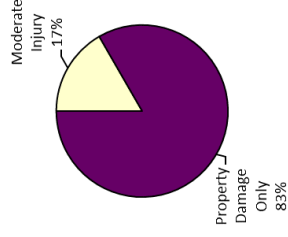
Injury Severity	Non-motorcyclist Crash Victims	Non-motorcyclist Victim Costs
Fatal	0	\$0
Serious Injury	0	\$0
Moderate Injury	0	\$0
Minor Injury	0	\$0
Property Damage Only	2	\$5,669
Total	2	\$5,669
Average cost of crash casualty		\$2,834

Motorcyclist Victim Costs in Motorcycle Crashes in Osceola County (2015 dollars)						
	Fatal	Serious Injury	Moderate Injury	Minor Injury	Property Damage Only	Total
Medical Care	\$0	\$0	\$9,037	\$0	\$415	\$9,452
Future Earnings (Lost Wages)	\$0	\$0	\$15,240	\$0	\$658	\$15,897
Public Services	\$0	\$0	\$173	\$0	\$181	\$353
Adjudication & Sanctioning	\$0	\$0	\$2,671	\$0	\$557	\$3,228
Property Damage & Loss	\$0	\$0	\$7,839	\$0	\$7,011	\$14,850
Subtotal (Monetary Cost)	\$0	\$0	\$34,959	\$0	\$8,821	\$43,780
Quality of Life	\$0	\$0	\$83,850	\$0	\$3,137	\$86,988
Total (Comprehensive Cost)	\$0	\$0	\$118,809	\$0	\$11,958	\$130,768

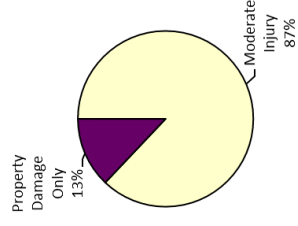
Non-motorcyclist Victim Costs in Motorcycle Crashes in Osceola County (2015 dollars)						
	Fatal	Serious Injury	Moderate Injury	Minor Injury	Property Damage Only	Total
Medical Care	\$0	\$0	\$0	\$0	\$0	\$0
Future Earnings (Lost Wages)	\$0	\$0	\$0	\$0	\$177	\$177
Public Services	\$0	\$0	\$0	\$0	\$42	\$42
Adjudication & Sanctioning	\$0	\$0	\$0	\$0	\$0	\$0
Property Damage & Loss	\$0	\$0	\$0	\$0	\$5,450	\$5,450
Subtotal (Monetary Cost)	\$0	\$0	\$0	\$0	\$5,669	\$5,669
Quality of Life	\$0	\$0	\$0	\$0	\$0	\$0
Total (Comprehensive Cost)	\$0	\$0	\$0	\$0	\$5,669	\$5,669

Costs of Motorcycle Crashes in Osceola County (2015 dollars)						
	Fatal	Serious Injury	Moderate Injury	Minor Injury	Property Damage Only	Total
Medical Care	\$0	\$0	\$9,037	\$0	\$415	\$9,452
Future Earnings (Lost Wages)	\$0	\$0	\$15,240	\$0	\$834	\$16,074
Public Services	\$0	\$0	\$173	\$0	\$222	\$395
Adjudication & Sanctioning	\$0	\$0	\$2,671	\$0	\$557	\$3,228
Property Damage & Loss	\$0	\$0	\$7,839	\$0	\$12,461	\$20,300
Subtotal (Monetary Cost)	\$0	\$0	\$34,959	\$0	\$14,490	\$49,449
Quality of Life	\$0	\$0	\$83,850	\$0	\$3,137	\$86,988
Total (Comprehensive Cost)	\$0	\$0	\$118,809	\$0	\$17,627	\$136,436

Motorcycle Crash Casualties



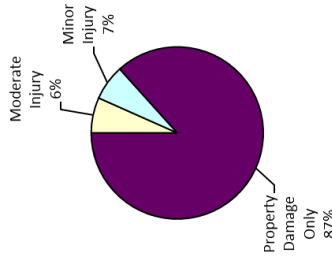
Motorcycle Crash Costs



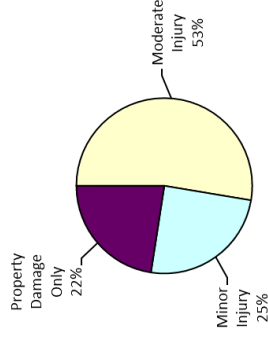
Osceola County Medium/Large Truck Crashes

Crash Casualty Severity	Crash Casualties	Crash Costs
Fatal	0	\$0
Serious Injury	0	\$0
Moderate Injury	2	\$550,062
Minor Injury	2	\$259,008
Property Damage Only	26	\$235,820
Total	30	\$1,044,890
Average cost of crash casualty		\$34,830

Crash Casualties



Crash Costs



Costs of Medium/Large Truck Crashes in Osceola County (2015 dollars)						
	Fatal	Serious Injury	Moderate Injury	Minor Injury	Property Damage Only	Total
Medical Care	\$0	\$0	\$35,610	\$16,330	\$9,724	\$61,664
Future Earnings (Lost Wages)	\$0	\$0	\$102,088	\$43,576	\$70,980	\$216,644
Public Services	\$0	\$0	\$352	\$386	\$1,222	\$1,960
Adjudication & Sanctioning	\$0	\$0	\$13,784	\$5,998	\$8,086	\$27,868
Property Damage & Loss	\$0	\$0	\$18,640	\$13,418	\$88,374	\$120,432
Subtotal (Monetary Cost)	\$0	\$0	\$170,474	\$79,708	\$178,386	\$428,568
Quality of Life	\$0	\$0	\$379,588	\$179,300	\$57,434	\$616,322
Total (Comprehensive Cost)	\$0	\$0	\$550,062	\$259,008	\$235,820	\$1,044,890

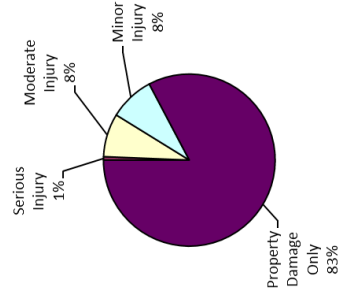
Oscoda County Traffic Crashes and Crime

Index Crime Category	Number of Index Crimes	Index Crime Costs
Murder	1	\$7,288,808
Rape	9	\$3,606,678
Aggravated Assault	12	\$377,169
Robbery	0	\$0
Larceny	69	\$282,134
Burglary	42	\$187,289
Motor Vehicle Theft	2	\$18,272
Total	135	\$11,760,350
Average cost of index crime		\$87,114

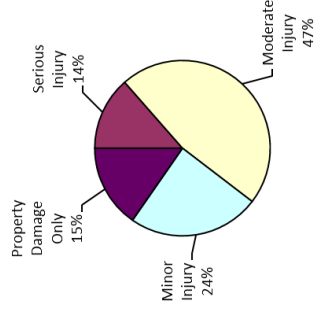
Traffic Crash Casualty Severity	Traffic Crash Casualties	Traffic Crash Costs
Fatal	0	\$0
Serious Injury	2	\$974,780
Moderate Injury	25	\$3,373,581
Minor Injury	26	\$1,747,208
Property Damage Only	254	\$1,104,250
Total	307	\$7,199,819
Average cost of traffic crash casualty		\$23,452

Costs of Traffic Crashes in Oscoda County (2015 dollars)						
	Fatal	Serious Injury	Moderate Injury	Minor Injury	Property Damage Only	Total
Medical Care	\$0	\$52,665	\$157,388	\$148,226	\$66,099	\$425,378
Future Earnings (Lost Wages)	\$0	\$80,416	\$290,695	\$224,975	\$75,663	\$671,639
Public Services	\$0	\$348	\$1,914	\$1,507	\$5,564	\$9,334
Adjudication & Sanctioning	\$0	\$17,077	\$42,018	\$29,186	\$4,493	\$92,773
Property Damage and Loss	\$0	\$12,780	\$97,671	\$99,625	\$685,740	\$895,815
Subtotal (Monetary Cost)	\$0	\$163,285	\$589,696	\$504,519	\$837,549	\$2,094,939
Quality of Life	\$0	\$817,495	\$2,783,995	\$1,242,689	\$266,702	\$5,104,880
Total (Comprehensive Cost)	\$0	\$974,780	\$3,373,581	\$1,747,208	\$1,104,250	\$7,199,819

Traffic Crash Casualties

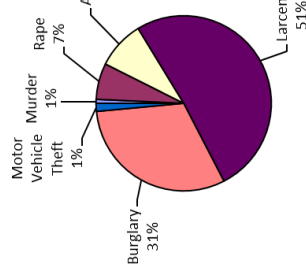


Traffic Crash Costs

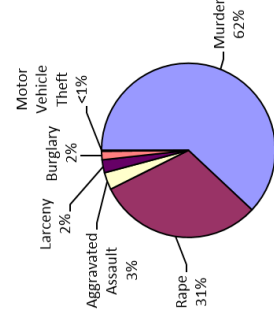


Costs of Index Crimes in Oscoda County (2015 dollars)								
	Murder	Rape	Aggravated Assault	Robbery	Larceny	Burglary	Motor Vehicle Theft	Total
Medical Care	\$27,738	\$60,842	\$18,573	\$0	\$0	\$0	\$0	\$127,153
Future Earnings (Lost Wages)	\$918,589	\$50,442	\$13,127	\$0	\$1,811	\$1,388	\$0	\$985,536
Public Services	\$2,846	\$7,095	\$4,011	\$0	\$30,427	\$18,846	\$637	\$63,763
Adjudication & Sanctioning	\$394,370	\$221,626	\$142,082	\$0	\$140,625	\$32,602	\$3,548	\$934,755
Property Damage and Loss	\$175	\$1,410	\$838	\$0	\$64,443	\$107,454	\$12,518	\$187,138
Subtotal (Monetary Cost)	\$1,343,697	\$861,415	\$178,632	\$0	\$237,207	\$160,291	\$17,102	\$2,298,344
Quality of Life	\$5,945,111	\$3,245,264	\$198,537	\$0	\$44,927	\$26,999	\$1,170	\$9,462,006
Total (Comprehensive Costs)	\$7,288,808	\$3,606,678	\$377,169	\$0	\$282,134	\$187,289	\$18,272	\$11,760,350

Index Crimes



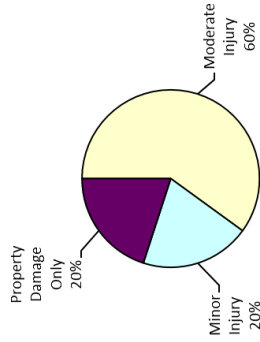
Index Crime Costs



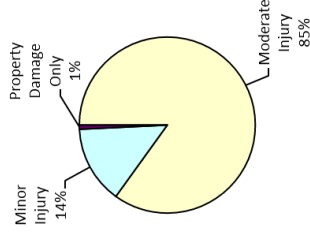
Oscoda County Alcohol-Involved Crashes

Crash Casualty Severity	Crash Casualties	Crash Costs
Fatal	0	\$0
Serious Injury	0	\$0
Moderate Injury	3	\$511,470
Minor Injury	1	\$86,074
Property Damage Only	1	\$4,578
Total	5	\$602,123
Average cost of crash casualty		\$120,425

Crash Casualties



Crash Costs

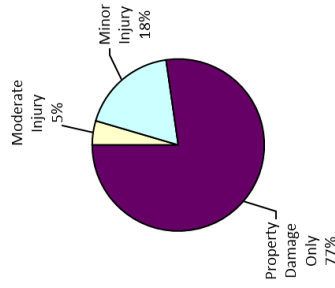


	Costs of Alcohol-Involved Crashes in Oscoda County (2015 dollars)					
	Fatal	Serious Injury	Moderate Injury	Minor Injury	Property Damage Only	Total
Medical Care	\$0	\$0	\$41,461	\$10,565	\$307	\$52,333
Future Earnings (Lost Wages)	\$0	\$0	\$76,753	\$15,895	\$342	\$92,989
Public Services	\$0	\$0	\$521	\$110	\$29	\$659
Adjudication & Sanctioning	\$0	\$0	\$10,519	\$2,174	\$48	\$12,741
Property Damage & Loss	\$0	\$0	\$22,343	\$6,267	\$2,740	\$31,349
Subtotal (Monetary Cost)	\$0	\$0	\$151,596	\$35,010	\$3,466	\$190,072
Quality of Life	\$0	\$0	\$359,874	\$51,064	\$1,113	\$412,051
Total (Comprehensive Cost)	\$0	\$0	\$511,470	\$86,074	\$4,578	\$602,123

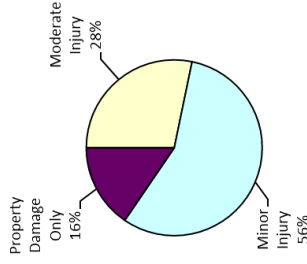
Oscoda County Teen Driver Crashes

Crash Casualty Severity	Crash Casualties	Crash Costs
Fatal	0	\$0
Serious Injury	0	\$0
Moderate Injury	1	\$134,943
Minor Injury	4	\$268,801
Property Damage Only	17	\$73,907
Total	22	\$477,651
Average cost of crash casualty		\$21,711

Crash Casualties



Crash Costs



Costs of Teen Driver Crashes in Oscoda County (2015 dollars)

	Fatal	Serious Injury	Moderate Injury	Minor Injury	Property Damage Only	Total
Medical Care	\$0	\$0	\$6,296	\$22,958	\$4,424	\$33,677
Future Earnings (Lost Wages)	\$0	\$0	\$11,624	\$34,612	\$5,063	\$51,299
Public Services	\$0	\$0	\$77	\$232	\$372	\$681
Adjudication & Sanctioning	\$0	\$0	\$1,681	\$4,490	\$301	\$6,472
Property Damage & Loss	\$0	\$0	\$3,907	\$15,327	\$45,896	\$65,130
Subtotal (Monetary Cost)	\$0	\$0	\$23,583	\$77,618	\$56,056	\$157,258
Quality of Life	\$0	\$0	\$111,360	\$191,183	\$17,850	\$320,393
Total (Comprehensive Cost)	\$0	\$0	\$134,943	\$268,801	\$73,907	\$477,651

Oscoda County Motorcycle Crashes

Injury Severity	Motorcyclist Crash Victims	Motorcyclist Victim Costs
Fatal	0	\$0
Serious Injury	0	\$0
Moderate Injury	0	\$0
Minor Injury	2	\$223,949
Property Damage Only	0	\$0
Total	2	\$223,949
Average cost of crash casualty		\$111,974

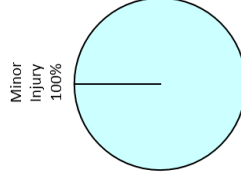
Injury Severity	Non-motorcyclist Crash Victims	Non-motorcyclist Victim Costs
Fatal	0	\$0
Serious Injury	0	\$0
Moderate Injury	0	\$0
Minor Injury	0	\$0
Property Damage Only	0	\$0
Total	0	\$0
Average cost of crash casualty		\$0

Motorcyclist Victim Costs in Motorcycle Crashes in Oscoda County (2015 dollars)						
	Fatal	Serious Injury	Moderate Injury	Minor Injury	Property Damage Only	Total
Medical Care	\$0	\$0	\$0	\$17,212	\$0	\$17,212
Future Earnings (Lost Wages)	\$0	\$0	\$0	\$28,350	\$0	\$28,350
Public Services	\$0	\$0	\$0	\$328	\$0	\$328
Adjudication & Sanctioning	\$0	\$0	\$0	\$4,992	\$0	\$4,992
Property Damage & Loss	\$0	\$0	\$0	\$15,134	\$0	\$15,134
Subtotal (Monetary Cost)	\$0	\$0	\$0	\$66,017	\$0	\$66,017
Quality of Life	\$0	\$0	\$0	\$157,932	\$0	\$157,932
Total (Comprehensive Cost)	\$0	\$0	\$0	\$223,949	\$0	\$223,949

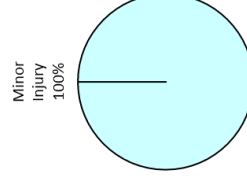
Non-motorcyclist Victim Costs in Motorcycle Crashes in Oscoda County (2015 dollars)						
	Fatal	Serious Injury	Moderate Injury	Minor Injury	Property Damage Only	Total
Medical Care	\$0	\$0	\$0	\$0	\$0	\$0
Future Earnings (Lost Wages)	\$0	\$0	\$0	\$0	\$0	\$0
Public Services	\$0	\$0	\$0	\$0	\$0	\$0
Adjudication & Sanctioning	\$0	\$0	\$0	\$0	\$0	\$0
Property Damage & Loss	\$0	\$0	\$0	\$0	\$0	\$0
Subtotal (Monetary Cost)	\$0	\$0	\$0	\$0	\$0	\$0
Quality of Life	\$0	\$0	\$0	\$0	\$0	\$0
Total (Comprehensive Cost)	\$0	\$0	\$0	\$0	\$0	\$0

Costs of Motorcycle Crashes in Oscoda County (2015 dollars)						
	Fatal	Serious Injury	Moderate Injury	Minor Injury	Property Damage Only	Total
Medical Care	\$0	\$0	\$0	\$17,212	\$0	\$17,212
Future Earnings (Lost Wages)	\$0	\$0	\$0	\$28,350	\$0	\$28,350
Public Services	\$0	\$0	\$0	\$328	\$0	\$328
Adjudication & Sanctioning	\$0	\$0	\$0	\$4,992	\$0	\$4,992
Property Damage & Loss	\$0	\$0	\$0	\$15,134	\$0	\$15,134
Subtotal (Monetary Cost)	\$0	\$0	\$0	\$66,017	\$0	\$66,017
Quality of Life	\$0	\$0	\$0	\$157,932	\$0	\$157,932
Total (Comprehensive Cost)	\$0	\$0	\$0	\$223,949	\$0	\$223,949

Motorcycle Crash Casualties



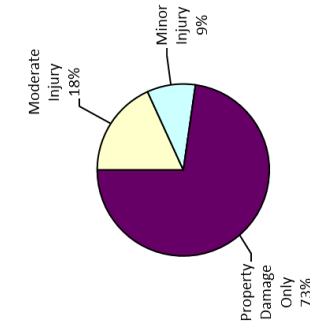
Motorcycle Crash Costs



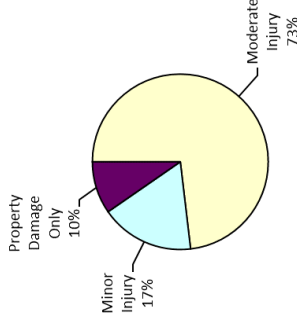
Oscoda County Medium/Large Truck Crashes

Crash Casualty Severity	Crash Casualties	Crash Costs
Fatal	0	\$0
Serious Injury	0	\$0
Moderate Injury	2	\$550,062
Minor Injury	1	\$129,504
Property Damage Only	8	\$72,560
Total	11	\$752,126
Average cost of crash casualty		\$68,375

Crash Casualties



Crash Costs



Costs of Medium/Large Truck Crashes in Oscoda County (2015 dollars)						
	Fatal	Serious Injury	Moderate Injury	Minor Injury	Property Damage Only	Total
Medical Care	\$0	\$0	\$35,610	\$8,165	\$2,992	\$46,767
Future Earnings (Lost Wages)	\$0	\$0	\$102,088	\$21,788	\$21,840	\$145,716
Public Services	\$0	\$0	\$352	\$193	\$376	\$921
Adjudication & Sanctioning	\$0	\$0	\$13,784	\$2,999	\$2,488	\$19,271
Property Damage & Loss	\$0	\$0	\$18,640	\$6,709	\$27,192	\$52,541
Subtotal (Monetary Cost)	\$0	\$0	\$170,474	\$39,854	\$54,888	\$265,216
Quality of Life	\$0	\$0	\$379,588	\$89,650	\$17,672	\$486,910
Total (Comprehensive Cost)	\$0	\$0	\$550,062	\$129,504	\$72,560	\$752,126

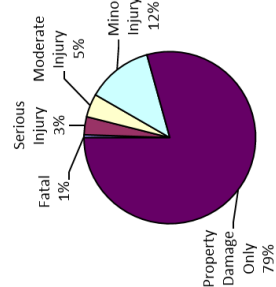
Otsego County Traffic Crashes and Crime

Index Crime Category	Number of Index Crimes	Index Crime Costs
Murder	0	\$0
Rape	20	\$8,014,841
Aggravated Assault	18	\$565,753
Robbery	0	\$0
Larceny	171	\$699,201
Burglary	66	\$294,312
Motor Vehicle Theft	15	\$137,038
Total	290	\$9,711,144
Average cost of index crime		\$33,487

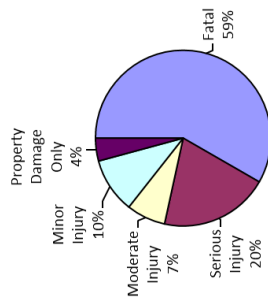
Traffic Crash Casualty Severity	Traffic Crash Casualties	Traffic Crash Costs
Fatal	7	\$62,127,740
Serious Injury	44	\$21,445,153
Moderate Injury	57	\$7,691,765
Minor Injury	161	\$10,819,250
Property Damage Only	1,031	\$4,482,213
Total	1,300	\$106,566,120
Average cost of traffic crash casualty		\$81,974

Costs of Traffic Crashes in Otsego County (2015 dollars)						Total
	Fatal	Serious Injury	Moderate Injury	Minor Injury	Property Damage Only	
Medical Care	\$83,515	\$1,158,621	\$388,844	\$824,063	\$266,300	\$2,793,334
Future Earnings (Lost Wages)	\$8,426,138	\$1,769,143	\$662,558	\$1,393,115	\$307,080	\$12,558,034
Public Services	\$6,300	\$7,662	\$4,365	\$9,333	\$22,586	\$50,246
Adjudication & Sanctioning	\$743,794	\$375,690	\$95,800	\$180,731	\$18,235	\$1,414,250
Property Damage & Loss	\$162,068	\$281,155	\$222,689	\$616,906	\$2,783,455	\$4,066,274
Subtotal (Monetary Cost)	\$9,421,817	\$3,592,271	\$1,344,256	\$3,124,139	\$3,989,656	\$20,882,138
Quality of Life	\$52,705,923	\$17,852,882	\$6,347,509	\$7,695,111	\$1,082,556	\$85,683,982
Total (Comprehensive Cost)	\$62,127,740	\$21,445,153	\$7,691,765	\$10,819,250	\$4,482,213	\$106,566,120

Traffic Crash Casualties

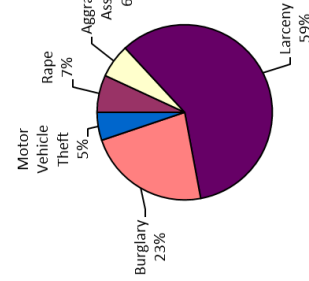


Traffic Crash Costs

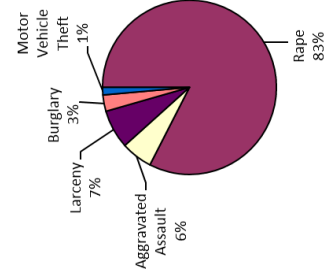


Costs of Index Crimes in Otsego County (2015 dollars)								Total
	Murder	Rape	Aggravated Assault	Robbery	Larceny	Burglary	Motor Vehicle Theft	
Medical Care	\$0	\$179,649	\$27,859	\$0	\$0	\$0	\$0	\$207,509
Future Earnings (Lost Wages)	\$0	\$112,092	\$19,691	\$0	\$4,489	\$2,182	\$1,487	\$139,941
Public Services	\$0	\$15,766	\$6,017	\$0	\$75,407	\$29,616	\$4,031	\$130,836
Adjudication & Sanctioning	\$0	\$482,503	\$213,123	\$0	\$348,258	\$51,232	\$26,612	\$1,131,729
Property Damage and Loss	\$0	\$3,133	\$1,257	\$0	\$159,708	\$168,858	\$96,136	\$429,089
Subtotal (Monetary Cost)	\$0	\$803,144	\$287,948	\$0	\$587,861	\$251,866	\$128,266	\$2,089,104
Quality of Life	\$0	\$7,211,697	\$297,805	\$0	\$111,340	\$42,426	\$8,772	\$7,672,040
Total (Comprehensive Costs)	\$0	\$8,014,841	\$565,753	\$0	\$699,201	\$294,312	\$137,038	\$9,711,144

Index Crimes



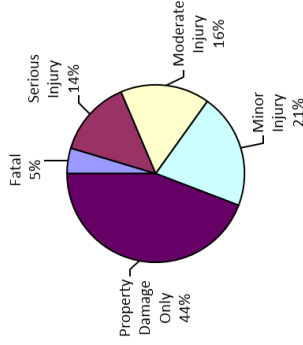
Index Crime Costs



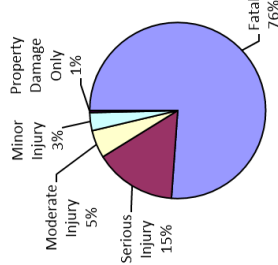
Otsego County Alcohol-Involved Crashes

Crash Casualty Severity	Crash Casualties	Crash Costs
Fatal	2	\$17,750,783
Serious Injury	6	\$3,508,545
Moderate Injury	7	\$1,193,431
Minor Injury	9	\$774,670
Property Damage Only	19	\$86,989
Total	43	\$23,314,418
Average cost of crash casualty		\$542,196

Crash Casualties



Crash Costs

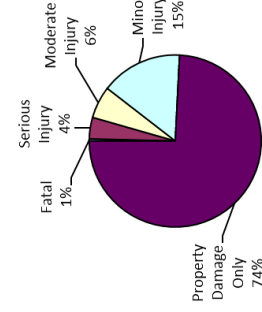


Costs of Alcohol-Involved Crashes in Otsego County (2015 dollars)						
	Fatal	Serious Injury	Moderate Injury	Minor Injury	Property Damage Only	Total
Medical Care	\$23,861	\$328,379	\$96,743	\$95,085	\$5,827	\$549,896
Future Earnings (Lost Wages)	\$2,407,468	\$508,337	\$179,091	\$143,052	\$6,490	\$3,244,438
Public Services	\$1,800	\$2,334	\$1,215	\$989	\$551	\$6,889
Adjudication & Sanctioning	\$212,513	\$77,373	\$24,543	\$19,567	\$912	\$334,908
Property Damage & Loss	\$46,305	\$67,738	\$52,133	\$56,399	\$52,066	\$274,641
Subtotal (Monetary Cost)	\$2,691,948	\$984,163	\$353,724	\$315,093	\$65,845	\$4,410,772
Quality of Life	\$15,058,835	\$2,524,382	\$839,707	\$459,578	\$21,144	\$18,903,646
Total (Comprehensive Cost)	\$17,750,783	\$3,508,545	\$1,193,431	\$774,670	\$86,989	\$23,314,418

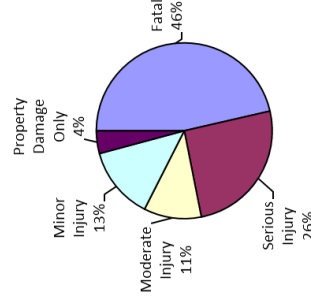
Otsego County Teen Driver Crashes

Crash Casualty Severity	Crash Casualties	Crash Costs
Fatal	1	\$8,875,391
Serious Injury	10	\$4,873,898
Moderate Injury	15	\$2,024,149
Minor Injury	38	\$2,553,612
Property Damage Only	184	\$799,929
Total	248	\$19,126,979
Average cost of crash casualty		\$77,125

Crash Casualties



Crash Costs



Costs of Teen Driver Crashes in Otsego County (2015 dollars)						
	Fatal	Serious Injury	Moderate Injury	Minor Injury	Property Damage Only	Total
Medical Care	\$11,931	\$263,323	\$94,433	\$218,100	\$47,883	\$635,669
Future Earnings (Lost Wages)	\$1,203,734	\$402,078	\$174,357	\$328,810	\$54,804	\$2,163,783
Public Services	\$900	\$1,741	\$1,149	\$2,203	\$4,031	\$10,024
Adjudication & Sanctioning	\$106,256	\$85,384	\$25,211	\$42,657	\$3,254	\$262,762
Property Damage & Loss	\$23,153	\$63,899	\$58,602	\$145,605	\$496,756	\$788,015
Subtotal (Monetary Cost)	\$1,345,974	\$816,425	\$353,751	\$737,374	\$606,728	\$3,860,293
Quality of Life	\$7,529,418	\$4,057,473	\$1,670,397	\$1,816,237	\$193,201	\$15,266,727
Total (Comprehensive Cost)	\$8,875,391	\$4,873,898	\$2,024,149	\$2,553,612	\$799,929	\$19,126,979

Otsego County Motorcycle Crashes

Injury Severity	Motorcyclist Crash Victims	Motorcyclist Victim Costs
Fatal	1	\$8,815,923
Serious Injury	5	\$2,554,433
Moderate Injury	4	\$475,238
Minor Injury	2	\$223,949
Property Damage Only	6	\$23,916
Total	18	\$12,093,459
Average cost of crash casualty		\$671,859

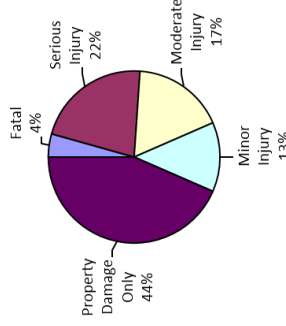
Injury Severity	Non-motorcyclist Crash Victims	Non-motorcyclist Victim Costs
Fatal	0	\$0
Serious Injury	0	\$0
Moderate Injury	0	\$0
Minor Injury	1	\$67,200
Property Damage Only	4	\$11,338
Total	5	\$78,538
Average cost of crash casualty		\$15,708

Motorcyclist Victim Costs in Motorcycle Crashes in Otsego County (2015 dollars)						
	Fatal	Serious Injury	Moderate Injury	Minor Injury	Property Damage Only	Total
Medical Care	\$11,931	\$208,889	\$36,147	\$17,212	\$830	\$275,009
Future Earnings (Lost Wages)	\$1,209,483	\$306,138	\$60,959	\$28,350	\$1,315	\$1,606,245
Public Services	\$788	\$1,768	\$690	\$328	\$361	\$3,936
Adjudication & Sanctioning	\$106,257	\$47,510	\$10,683	\$4,992	\$1,114	\$170,555
Property Damage & Loss	\$12,951	\$49,279	\$31,357	\$15,134	\$14,021	\$122,743
Subtotal (Monetary Cost)	\$1,341,410	\$613,584	\$139,896	\$66,017	\$17,641	\$2,178,488
Quality of Life	\$7,474,513	\$1,940,849	\$335,402	\$157,832	\$6,275	\$9,914,970
Total (Comprehensive Cost)	\$8,815,923	\$2,554,433	\$475,238	\$223,949	\$23,916	\$12,093,459

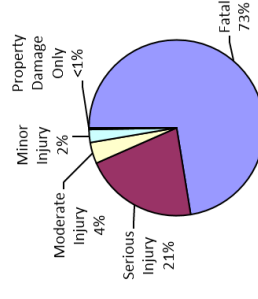
Non-motorcyclist Victim Costs in Motorcycle Crashes in Otsego County (2015 dollars)						
	Fatal	Serious Injury	Moderate Injury	Minor Injury	Property Damage Only	Total
Medical Care	\$0	\$0	\$0	\$5,739	\$0	\$5,739
Future Earnings (Lost Wages)	\$0	\$0	\$0	\$8,653	\$354	\$9,007
Public Services	\$0	\$0	\$0	\$58	\$142	\$142
Adjudication & Sanctioning	\$0	\$0	\$0	\$1,123	\$0	\$1,123
Property Damage & Loss	\$0	\$0	\$0	\$3,832	\$10,900	\$14,732
Subtotal (Monetary Cost)	\$0	\$0	\$0	\$19,405	\$11,338	\$30,742
Quality of Life	\$0	\$0	\$0	\$47,796	\$0	\$47,796
Total (Comprehensive Cost)	\$0	\$0	\$0	\$67,200	\$11,338	\$78,538

Costs of Motorcycle Crashes in Otsego County (2015 dollars)						
	Fatal	Serious Injury	Moderate Injury	Minor Injury	Property Damage Only	Total
Medical Care	\$11,931	\$208,889	\$36,147	\$22,952	\$830	\$280,749
Future Earnings (Lost Wages)	\$1,209,483	\$306,138	\$60,959	\$37,003	\$1,669	\$1,615,251
Public Services	\$788	\$1,768	\$690	\$386	\$445	\$4,078
Adjudication & Sanctioning	\$106,257	\$47,510	\$10,683	\$6,115	\$1,114	\$171,678
Property Damage & Loss	\$12,951	\$49,279	\$31,357	\$18,966	\$24,921	\$137,475
Subtotal (Monetary Cost)	\$1,341,410	\$613,584	\$139,896	\$85,422	\$28,979	\$2,209,231
Quality of Life	\$7,474,513	\$1,940,849	\$335,402	\$205,728	\$6,275	\$9,962,766
Total (Comprehensive Cost)	\$8,815,923	\$2,554,433	\$475,238	\$291,149	\$35,254	\$12,171,997

Motorcycle Crash Casualties



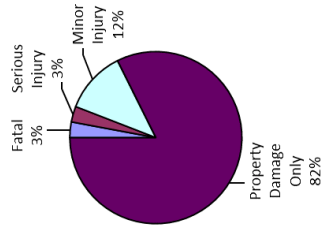
Motorcycle Crash Costs



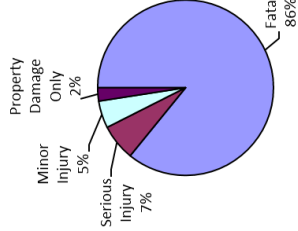
Otsego County Medium/Large Truck Crashes

Crash Casualty Severity	Crash Casualties	Crash Costs
Fatal	1	\$8,883,936
Serious Injury	1	\$692,627
Moderate Injury	0	\$0
Minor Injury	4	\$518,016
Property Damage Only	28	\$253,960
Total	34	\$10,348,539
Average cost of crash casualty		\$304,369

Crash Casualties



Crash Costs



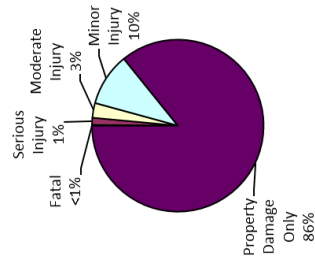
Costs of Medium/Large Truck Crashes in Otsego County (2015 dollars)						
	Fatal	Serious Injury	Moderate Injury	Minor Injury	Property Damage Only	Total
Medical Care	\$11,931	\$41,747	\$0	\$32,660	\$10,472	\$96,810
Future Earnings (Lost Wages)	\$1,203,734	\$119,234	\$0	\$87,152	\$76,440	\$1,486,560
Public Services	\$900	\$322	\$0	\$772	\$1,316	\$3,310
Adjudication & Sanctioning	\$106,256	\$16,116	\$0	\$11,996	\$8,708	\$143,076
Property Damage & Loss	\$31,697	\$12,555	\$0	\$26,836	\$95,172	\$166,260
Subtotal (Monetary Cost)	\$1,354,518	\$189,974	\$0	\$159,416	\$192,108	\$1,896,016
Quality of Life	\$7,529,418	\$502,653	\$0	\$358,600	\$61,852	\$8,452,523
Total (Comprehensive Cost)	\$8,883,936	\$692,627	\$0	\$518,016	\$253,960	\$10,348,539

Ottawa County Traffic Crashes and Crime

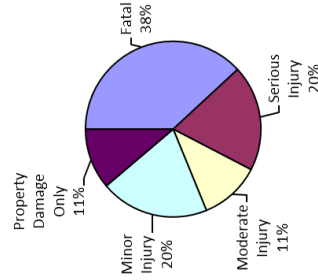
Traffic Crash Casualty Severity	Traffic Crash Casualties	Traffic Crash Costs
Fatal	19	\$168,632,437
Serious Injury	177	\$86,268,001
Moderate Injury	367	\$49,524,170
Minor Injury	1,317	\$88,502,806
Property Damage Only	11,383	\$49,486,931
Total	13,263	\$442,414,345
Average cost of traffic crash casualty		\$33,357

Costs of Traffic Crashes in Ottawa County (2015 dollars)						
	Fatal	Serious Injury	Moderate Injury	Minor Injury	Property Damage Only	Total
Medical Care	\$226,684	\$4,860,815	\$2,310,455	\$7,558,872	\$2,962,227	\$17,719,064
Future Earnings (Lost Wages)	\$22,870,947	\$7,116,780	\$4,265,841	\$11,395,852	\$3,390,389	\$49,039,909
Public Services	\$17,101	\$30,823	\$28,103	\$76,348	\$249,362	\$401,737
Adjudication & Sanctioning	\$2,018,870	\$1,511,298	\$616,818	\$1,478,400	\$201,332	\$5,826,718
Property Damage and Loss	\$439,900	\$1,131,009	\$1,433,803	\$5,046,369	\$30,731,400	\$38,782,482
Subtotal (Monetary Cost)	\$25,573,502	\$14,460,725	\$9,655,119	\$25,558,842	\$37,534,711	\$111,769,899
Quality of Life	\$143,058,934	\$71,817,276	\$40,869,051	\$62,946,964	\$11,952,221	\$330,644,446
Total (Comprehensive Cost)	\$168,632,437	\$86,268,001	\$49,524,170	\$88,502,806	\$49,486,931	\$442,414,345

Traffic Crash Casualties



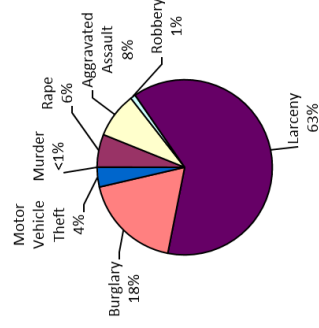
Traffic Crash Costs



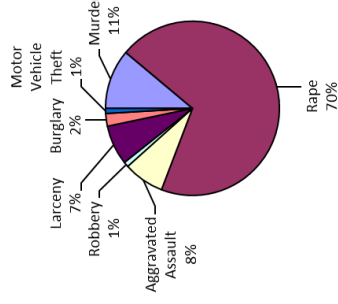
Index Crime Category	Number of Index Crimes	Index Crime Costs
Murder	2	\$14,577,616
Rape	229	\$91,769,929
Aggravated Assault	317	\$9,963,536
Robbery	36	\$1,230,452
Larceny	2,375	\$9,711,122
Burglary	693	\$3,090,274
Motor Vehicle Theft	137	\$1,251,615
Total	3,789	\$131,594,543
Average cost of index crime		\$34,731

Costs of Index Crimes in Ottawa County (2015 dollars)								
	Murder	Rape	Aggravated Assault	Robbery	Larceny	Burglary	Motor Vehicle Theft	Total
Medical Care	\$55,475	\$2,066,894	\$490,634	\$55,236	\$0	\$0	\$0	\$2,668,330
Future Earnings (Lost Wages)	\$1,837,138	\$1,283,458	\$346,783	\$56,925	\$62,341	\$22,907	\$13,565	\$3,623,136
Public Services	\$5,692	\$180,516	\$105,964	\$14,548	\$1,047,313	\$310,967	\$36,817	\$1,701,817
Adjudication & Sanctioning	\$789,740	\$5,639,162	\$3,753,335	\$203,155	\$4,836,920	\$637,939	\$243,056	\$16,002,307
Property Damage and Loss	\$349	\$35,875	\$22,142	\$41,058	\$2,218,164	\$1,772,968	\$878,037	\$4,966,611
Subtotal (Monetary Cost)	\$2,687,396	\$9,195,996	\$4,716,868	\$370,923	\$8,164,738	\$2,644,798	\$1,177,498	\$28,964,201
Quality of Life	\$11,890,221	\$82,573,934	\$5,244,678	\$859,529	\$1,546,384	\$445,476	\$80,120	\$102,640,341
Total (Comprehensive Costs)	\$14,577,616	\$91,769,929	\$9,963,536	\$1,230,452	\$9,711,122	\$3,090,274	\$1,251,615	\$131,594,543

Index Crimes



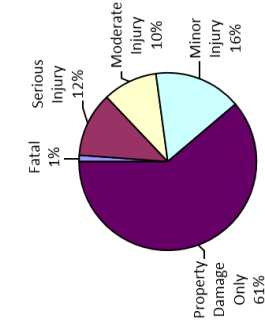
Index Crime Costs



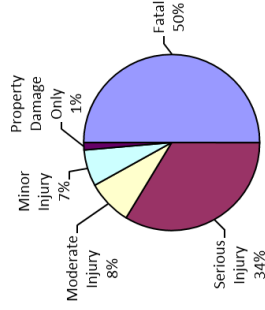
Ottawa County Alcohol-Involved Crashes

Crash Casualty Severity	Crash Casualties	Crash Costs
Fatal	5	\$44,376,957
Serious Injury	51	\$29,822,628
Moderate Injury	43	\$7,331,076
Minor Injury	69	\$5,939,139
Property Damage Only	265	\$1,213,272
Total	433	\$88,683,072
Average cost of crash casualty		\$204,811

Crash Casualties



Crash Costs

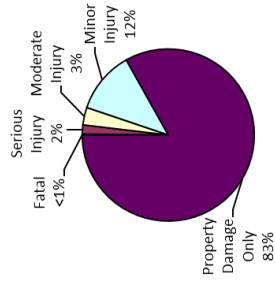


Costs of Alcohol-Involved Crashes in Ottawa County (2015 dollars)						
	Fatal	Serious Injury	Moderate Injury	Minor Injury	Property Damage Only	Total
Medical Care	\$59,654	\$2,791,224	\$594,277	\$728,985	\$81,269	\$4,255,410
Future Earnings (Lost Wages)	\$6,018,670	\$4,320,868	\$1,100,129	\$1,096,735	\$90,513	\$12,626,916
Public Services	\$4,500	\$19,843	\$7,462	\$7,581	\$7,684	\$47,070
Adjudication & Sanctioning	\$531,282	\$657,675	\$150,766	\$150,016	\$12,715	\$1,502,453
Property Damage & Loss	\$115,763	\$575,772	\$320,244	\$432,393	\$726,188	\$2,170,359
Subtotal (Monetary Cost)	\$6,729,869	\$8,365,382	\$2,172,877	\$2,415,710	\$918,369	\$20,602,207
Quality of Life	\$37,647,088	\$21,457,247	\$5,158,198	\$3,523,429	\$294,903	\$68,080,865
Total (Comprehensive Cost)	\$44,376,957	\$29,822,628	\$7,331,076	\$5,939,139	\$1,213,272	\$88,683,072

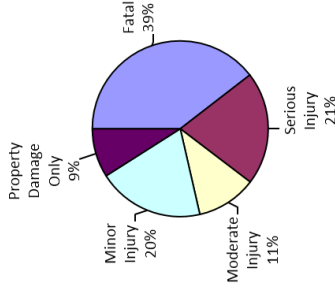
Ottawa County Teen Driver Crashes

Crash Casualty Severity	Crash Casualties	Crash Costs
Fatal	5	\$44,376,957
Serious Injury	48	\$23,394,712
Moderate Injury	92	\$12,414,778
Minor Injury	327	\$21,974,501
Property Damage Only	2,326	\$10,112,150
Total	2,798	\$112,273,098
Average cost of crash casualty		\$40,126

Crash Casualties



Crash Costs



Costs of Teen Driver Crashes in Ottawa County (2015 dollars)						
	Fatal	Serious Injury	Moderate Injury	Minor Injury	Property Damage Only	Total
Medical Care	\$59,654	\$1,263,950	\$579,188	\$1,876,804	\$605,301	\$4,384,896
Future Earnings (Lost Wages)	\$6,018,670	\$1,929,974	\$1,069,391	\$2,829,494	\$692,791	\$12,540,321
Public Services	\$4,500	\$8,359	\$7,045	\$18,957	\$50,955	\$89,815
Adjudication & Sanctioning	\$531,282	\$409,844	\$154,625	\$367,074	\$41,140	\$1,503,964
Property Damage & Loss	\$115,763	\$306,714	\$359,428	\$1,252,971	\$6,279,648	\$8,314,524
Subtotal (Monetary Cost)	\$6,729,869	\$3,918,841	\$2,169,676	\$6,345,300	\$7,669,835	\$26,833,521
Quality of Life	\$37,647,088	\$19,475,871	\$10,245,103	\$15,629,201	\$2,442,314	\$85,439,577
Total (Comprehensive Cost)	\$44,376,957	\$23,394,712	\$12,414,778	\$21,974,501	\$10,112,150	\$112,273,098

Ottawa County Motorcycle Crashes

Injury Severity	Motorcyclist Crash Victims	Motorcyclist Victim Costs
Fatal	2	\$17,631,846
Serious Injury	16	\$8,174,184
Moderate Injury	31	\$3,683,094
Minor Injury	14	\$1,567,642
Property Damage Only	31	\$123,567
Total	94	\$31,180,333
Average cost of crash casualty		\$331,706

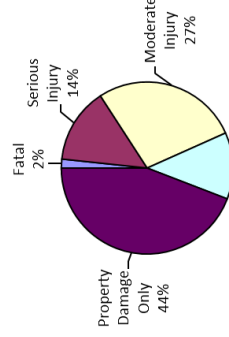
Injury Severity	Non-motorcyclist Crash Victims	Non-motorcyclist Victim Costs
Fatal	0	\$0
Serious Injury	1	\$487,390
Moderate Injury	2	\$269,886
Minor Injury	1	\$67,200
Property Damage Only	22	\$62,357
Total	26	\$886,834
Average cost of crash casualty		\$34,109

Motorcyclist Victim Costs in Motorcycle Crashes in Ottawa County (2015 dollars)						
	Fatal	Serious Injury	Moderate Injury	Minor Injury	Property Damage Only	Total
Medical Care	\$23,861	\$668,445	\$280,139	\$120,486	\$4,289	\$1,097,221
Future Earnings (Lost Wages)	\$2,418,966	\$979,642	\$472,429	\$198,449	\$6,795	\$4,076,281
Public Services	\$1,577	\$5,657	\$5,350	\$2,298	\$1,866	\$16,748
Adjudication & Sanctioning	\$212,514	\$152,031	\$82,793	\$34,945	\$5,753	\$488,035
Property Damage & Loss	\$25,902	\$157,684	\$243,019	\$105,940	\$72,444	\$604,989
Subtotal (Monetary Cost)	\$2,682,820	\$1,963,469	\$1,063,731	\$462,119	\$91,147	\$6,283,285
Quality of Life	\$14,949,027	\$6,210,715	\$2,599,363	\$1,105,524	\$32,420	\$24,897,049
Total (Comprehensive Cost)	\$17,631,846	\$8,174,184	\$3,683,094	\$1,567,642	\$123,567	\$31,180,333

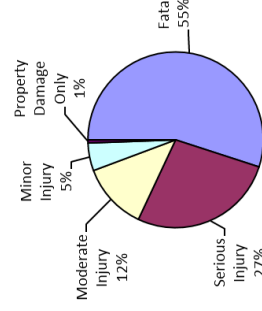
Non-motorcyclist Victim Costs in Motorcycle Crashes in Ottawa County (2015 dollars)						
	Fatal	Serious Injury	Moderate Injury	Minor Injury	Property Damage Only	Total
Medical Care	\$0	\$26,332	\$12,591	\$5,739	\$0	\$44,663
Future Earnings (Lost Wages)	\$0	\$40,208	\$23,248	\$8,653	\$1,946	\$74,055
Public Services	\$0	\$174	\$153	\$58	\$461	\$846
Adjudication & Sanctioning	\$0	\$8,538	\$3,361	\$1,123	\$0	\$13,022
Property Damage & Loss	\$0	\$6,390	\$7,814	\$3,832	\$59,950	\$77,985
Subtotal (Monetary Cost)	\$0	\$81,643	\$47,167	\$19,405	\$62,357	\$210,571
Quality of Life	\$0	\$405,747	\$222,720	\$47,796	\$0	\$676,263
Total (Comprehensive Cost)	\$0	\$487,390	\$269,886	\$67,200	\$62,357	\$886,834

Costs of Motorcycle Crashes in Ottawa County (2015 dollars)						
	Fatal	Serious Injury	Moderate Injury	Minor Injury	Property Damage Only	Total
Medical Care	\$23,861	\$694,778	\$292,730	\$126,225	\$4,289	\$1,141,883
Future Earnings (Lost Wages)	\$2,418,966	\$1,019,850	\$495,677	\$207,102	\$8,741	\$4,150,336
Public Services	\$1,577	\$5,831	\$5,504	\$2,356	\$2,327	\$17,595
Adjudication & Sanctioning	\$212,514	\$160,569	\$86,154	\$36,068	\$5,753	\$501,058
Property Damage & Loss	\$25,902	\$164,084	\$250,833	\$109,772	\$132,394	\$682,985
Subtotal (Monetary Cost)	\$2,682,820	\$2,045,111	\$1,130,897	\$481,523	\$153,504	\$6,493,856
Quality of Life	\$14,949,027	\$6,616,463	\$2,822,083	\$1,153,319	\$32,420	\$25,573,311
Total (Comprehensive Cost)	\$17,631,846	\$8,661,574	\$3,952,980	\$1,634,843	\$185,924	\$32,067,167

Motorcycle Crash Casualties



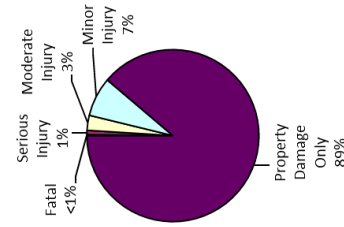
Motorcycle Crash Costs



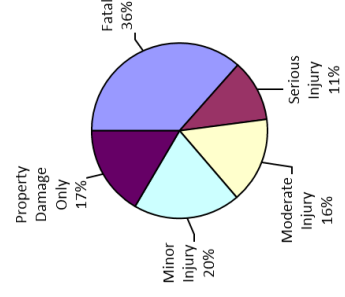
Ottawa County Medium/Large Truck Crashes

Crash Casualty Severity	Crash Casualties	Crash Costs
Fatal	1	\$8,883,936
Serious Injury	4	\$2,770,508
Moderate Injury	14	\$3,850,434
Minor Injury	37	\$4,791,648
Property Damage Only	444	\$4,027,080
Total	500	\$24,323,606
Average cost of crash casualty		\$48,647

Crash Casualties



Crash Costs



Costs of Medium/Large Truck Crashes in Ottawa County (2015 dollars)						
	Fatal	Serious Injury	Moderate Injury	Minor Injury	Property Damage Only	Total
Medical Care	\$11,931	\$166,988	\$249,270	\$302,105	\$166,056	\$896,350
Future Earnings (Lost Wages)	\$1,203,734	\$476,936	\$714,616	\$806,156	\$1,212,120	\$4,413,562
Public Services	\$900	\$1,288	\$2,464	\$7,141	\$20,868	\$32,661
Adjudication & Sanctioning	\$106,256	\$64,464	\$96,488	\$110,963	\$138,084	\$516,255
Property Damage & Loss	\$31,697	\$50,220	\$130,480	\$248,233	\$1,509,156	\$1,969,786
Subtotal (Monetary Cost)	\$1,354,518	\$759,896	\$1,193,318	\$1,474,598	\$3,046,284	\$7,828,614
Quality of Life	\$7,529,418	\$2,010,612	\$2,657,116	\$3,317,050	\$980,796	\$16,494,992
Total (Comprehensive Cost)	\$8,883,936	\$2,770,508	\$3,850,434	\$4,791,648	\$4,027,080	\$24,323,606

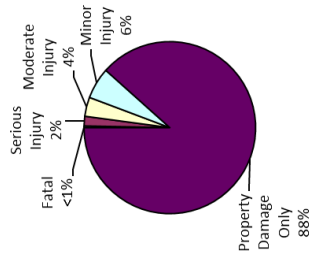
Presque Isle County Traffic Crashes and Crime

Index Crime Category	Number of Index Crimes	Index Crime Costs
Murder	0	\$0
Rape	6	\$2,404,452
Aggravated Assault	6	\$188,584
Robbery	0	\$0
Larceny	51	\$208,534
Burglary	23	\$102,563
Motor Vehicle Theft	2	\$18,272
Total	88	\$2,922,405
Average cost of index crime		\$33,209

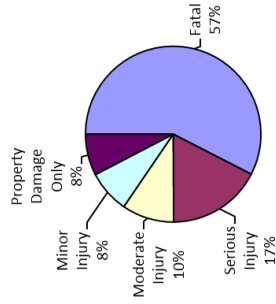
Traffic Crash Casualty Severity	Traffic Crash Casualties	Traffic Crash Costs
Fatal	2	\$17,750,783
Serious Injury	11	\$5,361,288
Moderate Injury	22	\$2,968,751
Minor Injury	36	\$2,419,211
Property Damage Only	541	\$2,351,966
Total	612	\$30,852,000
Average cost of traffic crash casualty		\$50,412

Costs of Traffic Crashes in Presque Isle County (2015 dollars)						Total
	Fatal	Serious Injury	Moderate Injury	Minor Injury	Property Damage Only	
Medical Care	\$23,861	\$289,655	\$138,501	\$206,621	\$140,786	\$799,425
Future Earnings (Lost Wages)	\$2,407,468	\$442,286	\$255,724	\$311,504	\$161,135	\$3,578,117
Public Services	\$1,800	\$1,916	\$1,685	\$2,087	\$11,851	\$19,339
Adjudication & Sanctioning	\$212,513	\$93,922	\$36,975	\$40,412	\$9,569	\$393,391
Property Damage & Loss	\$46,305	\$70,289	\$85,950	\$137,942	\$1,460,572	\$1,801,057
Subtotal (Monetary Cost)	\$2,691,948	\$898,068	\$518,635	\$698,565	\$1,785,973	\$6,591,329
Quality of Life	\$15,058,835	\$4,463,221	\$2,449,916	\$1,720,646	\$668,053	\$24,260,671
Total (Comprehensive Cost)	\$17,750,783	\$5,361,288	\$2,968,751	\$2,419,211	\$2,351,966	\$30,852,000

Traffic Crash Casualties

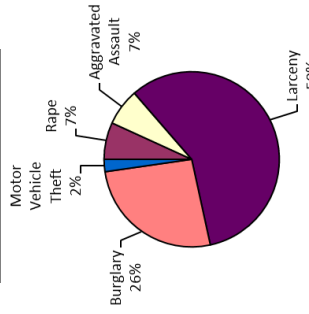


Traffic Crash Costs

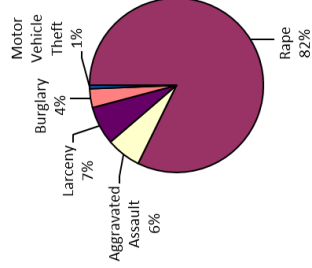


Costs of Index Crimes in Presque Isle County (2015 dollars)							Total
	Murder	Rape	Aggravated Assault	Robbery	Larceny	Burglary	Motor Vehicle Theft
Medical Care	\$0	\$53,895	\$9,286	\$0	\$0	\$0	\$0
Future Earnings (Lost Wages)	\$0	\$33,628	\$6,564	\$0	\$1,339	\$760	\$196
Public Services	\$0	\$4,730	\$2,006	\$0	\$22,490	\$10,321	\$537
Adjudication & Sanctioning	\$0	\$147,751	\$71,041	\$0	\$103,866	\$17,854	\$3,548
Property Damage and Loss	\$0	\$940	\$940	\$0	\$47,632	\$58,844	\$12,518
Subtotal (Monetary Cost)	\$0	\$240,943	\$89,316	\$0	\$175,327	\$87,778	\$17,102
Quality of Life	\$0	\$2,163,509	\$93,268	\$0	\$33,207	\$14,785	\$1,170
Total (Comprehensive Costs)	\$0	\$2,404,452	\$188,584	\$0	\$208,534	\$102,563	\$18,272
Average cost of index crime							\$33,209

Index Crimes



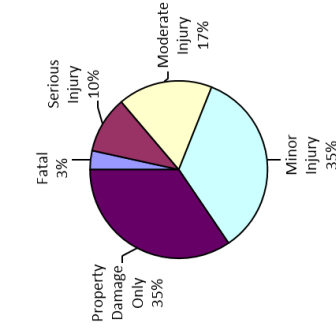
Index Crime Costs



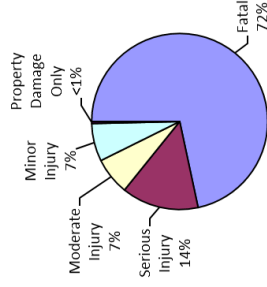
Presque Isle County Alcohol-Involved Crashes

Crash Casualty Severity	Crash Casualties	Crash Costs
Fatal	1	\$8,875,391
Serious Injury	3	\$1,754,272
Moderate Injury	5	\$852,451
Minor Injury	10	\$860,745
Property Damage Only	10	\$45,784
Total	29	\$12,388,643
Average cost of crash casualty		\$427,195

Crash Casualties



Crash Costs

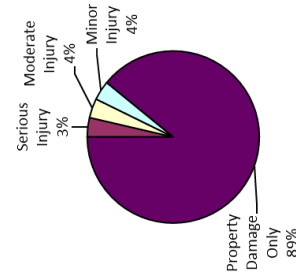


	Costs of Alcohol-Involved Crashes in Presque Isle County (2015 dollars)					Total
	Fatal	Serious Injury	Moderate Injury	Minor Injury	Property Damage Only	
Medical Care	\$11,931	\$164,190	\$69,102	\$105,650	\$3,067	\$353,939
Future Earnings (Lost Wages)	\$1,203,734	\$254,169	\$127,922	\$158,947	\$3,416	\$1,748,187
Public Services	\$900	\$1,167	\$868	\$1,099	\$290	\$4,324
Adjudication & Sanctioning	\$106,256	\$38,687	\$17,531	\$21,741	\$480	\$184,695
Property Damage & Loss	\$23,153	\$33,869	\$37,238	\$62,666	\$27,403	\$184,328
Subtotal (Monetary Cost)	\$1,345,974	\$492,081	\$252,660	\$350,103	\$34,655	\$2,475,474
Quality of Life	\$7,529,418	\$1,262,191	\$599,790	\$510,642	\$11,128	\$9,913,169
Total (Comprehensive Cost)	\$8,875,391	\$1,754,272	\$852,451	\$860,745	\$45,784	\$12,388,643

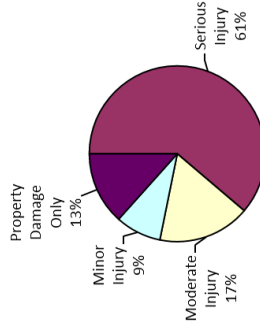
Presque Isle County Teen Driver Crashes

Crash Casualty Severity	Crash Casualties	Crash Costs
Fatal	0	\$0
Serious Injury	2	\$974,780
Moderate Injury	2	\$269,886
Minor Injury	2	\$134,401
Property Damage Only	49	\$213,025
Total	55	\$1,592,091
Average cost of crash casualty		\$28,947

Crash Casualties



Crash Costs



Costs of Teen Driver Crashes in Presque Isle County (2015 dollars)

	Fatal	Serious Injury	Moderate Injury	Minor Injury	Property Damage Only	Total
Medical Care	\$0	\$52,665	\$12,591	\$11,479	\$12,751	\$89,486
Future Earnings (Lost Wages)	\$0	\$80,416	\$23,248	\$17,306	\$14,594	\$135,563
Public Services	\$0	\$348	\$153	\$116	\$1,073	\$1,691
Adjudication & Sanctioning	\$0	\$17,077	\$3,361	\$2,245	\$867	\$23,550
Property Damage & Loss	\$0	\$12,780	\$7,814	\$7,663	\$132,288	\$160,545
Subtotal (Monetary Cost)	\$0	\$163,285	\$47,167	\$38,809	\$161,574	\$410,835
Quality of Life	\$0	\$811,495	\$222,720	\$95,591	\$51,450	\$1,181,256
Total (Comprehensive Cost)	\$0	\$974,780	\$269,886	\$134,401	\$213,025	\$1,592,091

Presque Isle County Motorcycle Crashes

Injury Severity	Motorcyclist Crash Victims	Motorcyclist Victim Costs
Fatal	0	\$0
Serious Injury	2	\$1,021,773
Moderate Injury	3	\$356,428
Minor Injury	2	\$223,949
Property Damage Only	0	\$0
Total	7	\$1,602,150
Average cost of crash casualty		\$228,879

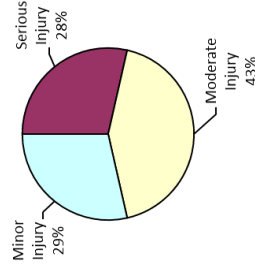
Injury Severity	Non-motorcyclist Crash Victims	Non-motorcyclist Victim Costs
Fatal	0	\$0
Serious Injury	0	\$0
Moderate Injury	0	\$0
Minor Injury	0	\$0
Property Damage Only	0	\$0
Total	0	\$0
Average cost of crash casualty		\$0

Motorcyclist Victim Costs in Motorcycle Crashes in Presque Isle County (2015 dollars)						
	Fatal	Serious Injury	Moderate Injury	Minor Injury	Property Damage Only	Total
Medical Care	\$0	\$83,566	\$27,110	\$17,212	\$0	\$127,878
Future Earnings (Lost Wages)	\$0	\$122,465	\$45,719	\$28,350	\$0	\$196,524
Public Services	\$0	\$707	\$518	\$328	\$0	\$1,553
Adjudication & Sanctioning	\$0	\$19,004	\$8,012	\$4,992	\$0	\$32,008
Property Damage & Loss	\$0	\$19,712	\$23,518	\$15,134	\$0	\$58,364
Subtotal (Monetary Cost)	\$0	\$245,434	\$104,877	\$66,017	\$0	\$416,328
Quality of Life	\$0	\$776,339	\$251,551	\$157,832	\$0	\$1,185,823
Total (Comprehensive Cost)	\$0	\$1,021,773	\$356,428	\$223,949	\$0	\$1,602,150

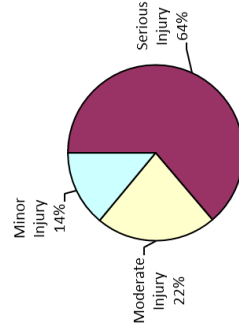
Non-motorcyclist Victim Costs in Motorcycle Crashes in Presque Isle County (2015 dollars)						
	Fatal	Serious Injury	Moderate Injury	Minor Injury	Property Damage Only	Total
Medical Care	\$0	\$0	\$0	\$0	\$0	\$0
Future Earnings (Lost Wages)	\$0	\$0	\$0	\$0	\$0	\$0
Public Services	\$0	\$0	\$0	\$0	\$0	\$0
Adjudication & Sanctioning	\$0	\$0	\$0	\$0	\$0	\$0
Property Damage & Loss	\$0	\$0	\$0	\$0	\$0	\$0
Subtotal (Monetary Cost)	\$0	\$0	\$0	\$0	\$0	\$0
Quality of Life	\$0	\$0	\$0	\$0	\$0	\$0
Total (Comprehensive Cost)	\$0	\$0	\$0	\$0	\$0	\$0

Costs of Motorcycle Crashes in Presque Isle County (2015 dollars)						
	Fatal	Serious Injury	Moderate Injury	Minor Injury	Property Damage Only	Total
Medical Care	\$0	\$83,566	\$27,110	\$17,212	\$0	\$127,878
Future Earnings (Lost Wages)	\$0	\$122,465	\$45,719	\$28,350	\$0	\$196,524
Public Services	\$0	\$707	\$518	\$328	\$0	\$1,553
Adjudication & Sanctioning	\$0	\$19,004	\$8,012	\$4,992	\$0	\$32,008
Property Damage & Loss	\$0	\$19,712	\$23,518	\$15,134	\$0	\$58,364
Subtotal (Monetary Cost)	\$0	\$245,434	\$104,877	\$66,017	\$0	\$416,328
Quality of Life	\$0	\$776,339	\$251,551	\$157,832	\$0	\$1,185,823
Total (Comprehensive Cost)	\$0	\$1,021,773	\$356,428	\$223,949	\$0	\$1,602,150

Motorcycle Crash Casualties



Motorcycle Crash Costs

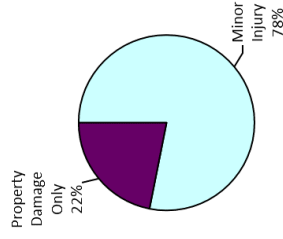
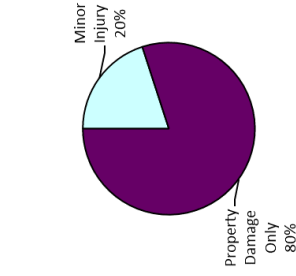


Presque Isle County Medium/Large Truck Crashes

Crash Casualty Severity	Crash Casualties	Crash Costs
Fatal	0	\$0
Serious Injury	0	\$0
Moderate Injury	0	\$0
Minor Injury	1	\$129,504
Property Damage Only	4	\$36,280
Total	5	\$165,784
Average cost of crash casualty		\$33,157

Crash Casualties

Crash Costs



Costs of Medium/Large Truck Crashes in Presque Isle County (2015 dollars)						
	Fatal	Serious Injury	Moderate Injury	Minor Injury	Property Damage Only	Total
Medical Care	\$0	\$0	\$0	\$8,165	\$1,496	\$9,661
Future Earnings (Lost Wages)	\$0	\$0	\$0	\$21,788	\$10,920	\$32,708
Public Services	\$0	\$0	\$0	\$193	\$188	\$381
Adjudication & Sanctioning	\$0	\$0	\$0	\$2,999	\$1,244	\$4,243
Property Damage & Loss	\$0	\$0	\$0	\$6,709	\$13,596	\$20,305
Subtotal (Monetary Cost)	\$0	\$0	\$0	\$39,854	\$27,444	\$67,298
Quality of Life	\$0	\$0	\$0	\$89,650	\$8,836	\$98,486
Total (Comprehensive Cost)	\$0	\$0	\$0	\$129,504	\$36,280	\$165,784

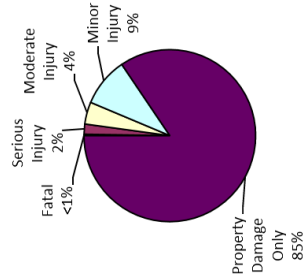
Roscommon County Traffic Crashes and Crime

Index Crime Category	Number of Index Crimes	Index Crime Costs
Murder	1	\$7,288,808
Rape	26	\$10,419,293
Aggravated Assault	27	\$848,629
Robbery	0	\$0
Larceny	212	\$866,845
Burglary	111	\$494,979
Motor Vehicle Theft	19	\$173,582
Total	396	\$20,092,136
Average cost of index crime		\$50,738

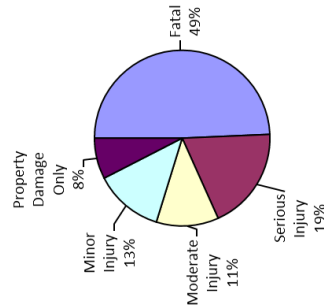
Traffic Crash Casualty Severity	Traffic Crash Casualties	Traffic Crash Costs
Fatal	3	\$26,626,174
Serious Injury	21	\$10,235,187
Moderate Injury	46	\$6,207,389
Minor Injury	102	\$6,854,431
Property Damage Only	935	\$4,064,858
Total	1,107	\$53,988,040
Average cost of traffic crash casualty		\$48,770

Costs of Traffic Crashes in Roscommon County (2015 dollars)						Total
	Fatal	Serious Injury	Moderate Injury	Minor Injury	Property Damage Only	
Medical Care	\$35,792	\$552,978	\$289,694	\$685,425	\$245,317	\$1,707,107
Future Earnings (Lost Wages)	\$3,611,202	\$844,364	\$534,696	\$682,594	\$276,487	\$6,151,343
Public Services	\$2,700	\$3,657	\$3,657	\$5,913	\$20,483	\$36,275
Adjudication & Sanctioning	\$318,769	\$179,307	\$77,312	\$14,500	\$16,537	\$706,426
Property Damage and Loss	\$69,458	\$134,188	\$179,714	\$390,835	\$2,524,278	\$3,298,472
Subtotal (Monetary Cost)	\$4,037,921	\$1,714,493	\$1,084,638	\$1,978,268	\$3,083,102	\$11,899,622
Quality of Life	\$22,588,253	\$8,520,694	\$5,122,551	\$4,875,164	\$981,756	\$42,088,417
Total (Comprehensive Cost)	\$26,626,174	\$10,235,187	\$6,207,389	\$6,854,431	\$4,064,858	\$53,988,040

Traffic Crash Casualties

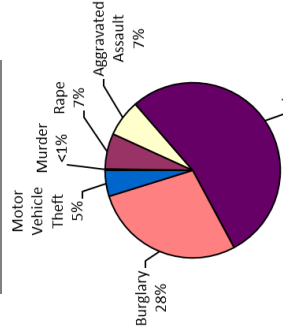


Traffic Crash Costs

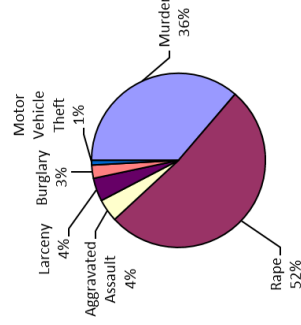


Costs of Index Crimes in Roscommon County (2015 dollars)								Total
	Murder	Rape	Aggravated Assault	Robbery	Larceny	Burglary	Motor Vehicle Theft	
Medical Care	\$27,738	\$233,544	\$41,789	\$0	\$0	\$0	\$0	\$303,071
Future Earnings (Lost Wages)	\$918,589	\$145,720	\$29,537	\$0	\$5,565	\$3,689	\$1,884	\$1,104,944
Public Services	\$2,846	\$20,495	\$9,025	\$0	\$93,486	\$49,609	\$5,106	\$180,767
Adjudication & Sanctioning	\$394,370	\$640,254	\$319,685	\$0	\$431,759	\$86,163	\$33,709	\$1,905,940
Property Damage and Loss	\$175	\$4,073	\$1,886	\$0	\$198,000	\$283,985	\$121,772	\$609,890
Subtotal (Monetary Cost)	\$1,343,697	\$1,044,087	\$401,922	\$0	\$728,610	\$423,626	\$162,470	\$4,104,612
Quality of Life	\$5,945,111	\$9,375,206	\$446,708	\$0	\$138,035	\$71,353	\$11,111	\$15,987,525
Total (Comprehensive Costs)	\$7,288,808	\$10,419,293	\$848,629	\$0	\$886,845	\$494,979	\$173,582	\$20,092,136

Index Crimes



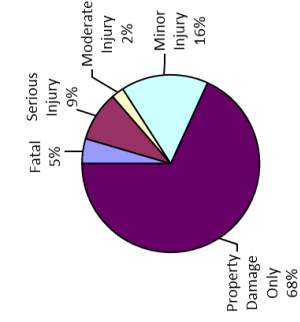
Index Crime Costs



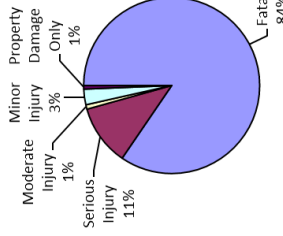
Roscommon County Alcohol-Involved Crashes

Crash Casualty Severity	Crash Casualties	Crash Costs
Fatal	2	\$17,750,783
Serious Injury	4	\$2,339,030
Moderate Injury	1	\$170,490
Minor Injury	7	\$602,521
Property Damage Only	30	\$137,351
Total	44	\$21,000,175
Average cost of crash casualty		\$477,277

Crash Casualties



Crash Costs

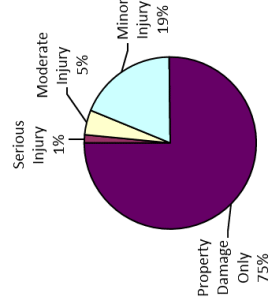


Costs of Alcohol-Involved Crashes in Roscommon County (2015 dollars)						
	Fatal	Serious Injury	Moderate Injury	Minor Injury	Property Damage Only	Total
Medical Care	\$23,861	\$218,920	\$13,820	\$73,955	\$9,200	\$339,757
Future Earnings (Lost Wages)	\$2,407,468	\$338,892	\$25,584	\$11,263	\$10,247	\$2,893,454
Public Services	\$1,800	\$1,556	\$174	\$769	\$870	\$5,169
Adjudication & Sanctioning	\$212,513	\$51,582	\$3,506	\$15,219	\$1,439	\$284,260
Property Damage & Loss	\$46,305	\$45,159	\$7,448	\$43,866	\$82,210	\$224,987
Subtotal (Monetary Cost)	\$2,691,948	\$656,108	\$50,532	\$245,072	\$103,966	\$3,747,626
Quality of Life	\$15,058,835	\$1,682,921	\$119,958	\$357,449	\$33,385	\$17,252,549
Total (Comprehensive Cost)	\$17,750,783	\$2,339,030	\$170,490	\$602,521	\$137,351	\$21,000,175

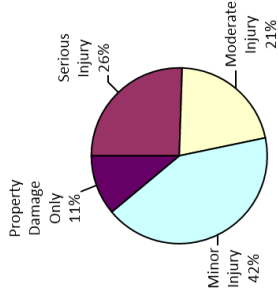
Roscommon County Teen Driver Crashes

Crash Casualty Severity	Crash Casualties	Crash Costs
Fatal	0	\$0
Serious Injury	2	\$974,780
Moderate Injury	6	\$809,659
Minor Injury	24	\$1,612,807
Property Damage Only	97	\$421,702
Total	129	\$3,818,948
Average cost of crash casualty		\$29,604

Crash Casualties



Crash Costs



Costs of Teen Driver Crashes in Roscommon County (2015 dollars)

	Fatal	Serious Injury	Moderate Injury	Minor Injury	Property Damage Only	Total
Medical Care	\$0	\$52,665	\$37,773	\$137,747	\$25,243	\$253,427
Future Earnings (Lost Wages)	\$0	\$80,416	\$69,743	\$207,669	\$28,891	\$386,719
Public Services	\$0	\$348	\$459	\$1,391	\$2,125	\$4,324
Adjudication & Sanctioning	\$0	\$17,077	\$10,084	\$26,941	\$1,716	\$55,818
Property Damage & Loss	\$0	\$12,780	\$23,441	\$91,961	\$261,877	\$390,059
Subtotal (Monetary Cost)	\$0	\$163,285	\$141,501	\$465,710	\$319,851	\$1,090,347
Quality of Life	\$0	\$811,495	\$668,159	\$1,147,097	\$101,851	\$2,728,601
Total (Comprehensive Cost)	\$0	\$974,780	\$809,659	\$1,612,807	\$421,702	\$3,818,948

Roscommon County Motorcycle Crashes

Injury Severity	Motorcyclist Crash Victims	Motorcyclist Victim Costs
Fatal	0	\$0
Serious Injury	1	\$510,887
Moderate Injury	1	\$118,809
Minor Injury	3	\$335,923
Property Damage Only	1	\$3,986
Total	6	\$969,605
Average cost of crash casualty		\$161,601

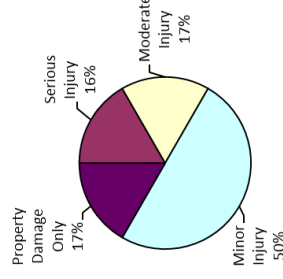
Injury Severity	Non-motorcyclist Crash Victims	Non-motorcyclist Victim Costs
Fatal	0	\$0
Serious Injury	0	\$0
Moderate Injury	0	\$0
Minor Injury	0	\$0
Property Damage Only	0	\$0
Total	0	\$0
Average cost of crash casualty		\$0

Motorcyclist Victim Costs in Motorcycle Crashes in Roscommon County (2015 dollars)									
	Fatal	Serious Injury	Moderate Injury	Minor Injury	Property Damage Only	Total			
Medical Care	\$0	\$41,778	\$9,037	\$25,818	\$138	\$76,771			
Future Earnings (Lost Wages)	\$0	\$61,228	\$15,240	\$42,525	\$219	\$119,211			
Public Services	\$0	\$354	\$173	\$493	\$60	\$1,079			
Adjudication & Sanctioning	\$0	\$9,502	\$2,671	\$7,488	\$186	\$19,846			
Property Damage & Loss	\$0	\$9,856	\$7,839	\$22,701	\$2,337	\$42,733			
Subtotal (Monetary Cost)	\$0	\$122,717	\$34,959	\$99,025	\$2,940	\$258,642			
Quality of Life	\$0	\$388,170	\$83,850	\$236,898	\$1,046	\$709,984			
Total (Comprehensive Cost)	\$0	\$510,887	\$118,809	\$335,923	\$3,986	\$969,605			

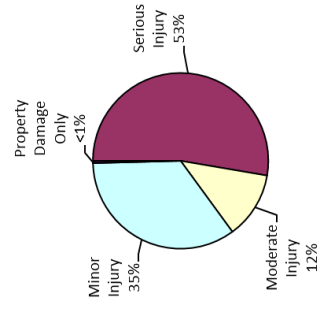
Non-motorcyclist Victim Costs in Motorcycle Crashes in Roscommon County (2015 dollars)									
	Fatal	Serious Injury	Moderate Injury	Minor Injury	Property Damage Only	Total			
Medical Care	\$0	\$0	\$0	\$0	\$0	\$0			
Future Earnings (Lost Wages)	\$0	\$0	\$0	\$0	\$0	\$0			
Public Services	\$0	\$0	\$0	\$0	\$0	\$0			
Adjudication & Sanctioning	\$0	\$0	\$0	\$0	\$0	\$0			
Property Damage & Loss	\$0	\$0	\$0	\$0	\$0	\$0			
Subtotal (Monetary Cost)	\$0	\$0	\$0	\$0	\$0	\$0			
Quality of Life	\$0	\$0	\$0	\$0	\$0	\$0			
Total (Comprehensive Cost)	\$0	\$0	\$0	\$0	\$0	\$0			

Costs of Motorcycle Crashes in Roscommon County (2015 dollars)									
	Fatal	Serious Injury	Moderate Injury	Minor Injury	Property Damage Only	Total			
Medical Care	\$0	\$41,778	\$9,037	\$25,818	\$138	\$76,771			
Future Earnings (Lost Wages)	\$0	\$61,228	\$15,240	\$42,525	\$219	\$119,211			
Public Services	\$0	\$354	\$173	\$493	\$60	\$1,079			
Adjudication & Sanctioning	\$0	\$9,502	\$2,671	\$7,488	\$186	\$19,846			
Property Damage & Loss	\$0	\$9,856	\$7,839	\$22,701	\$2,337	\$42,733			
Subtotal (Monetary Cost)	\$0	\$122,717	\$34,959	\$99,025	\$2,940	\$258,642			
Quality of Life	\$0	\$388,170	\$83,850	\$236,898	\$1,046	\$709,984			
Total (Comprehensive Cost)	\$0	\$510,887	\$118,809	\$335,923	\$3,986	\$969,605			

Motorcycle Crash Casualties



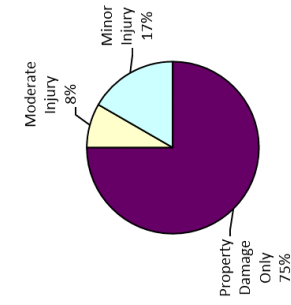
Motorcycle Crash Costs



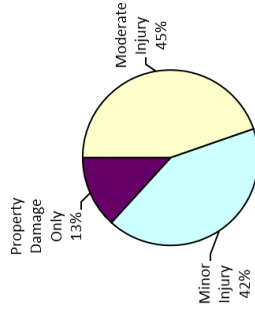
Roscommon County Medium/Large Truck Crashes

Crash Casualty Severity	Crash Casualties	Crash Costs
Fatal	0	\$0
Serious Injury	0	\$0
Moderate Injury	2	\$550,062
Minor Injury	4	\$518,016
Property Damage Only	18	\$163,260
Total	24	\$1,231,338
Average cost of crash casualty		\$51,306

Crash Casualties



Crash Costs



Costs of Medium/Large Truck Crashes in Roscommon County (2015 dollars)						
	Fatal	Serious Injury	Moderate Injury	Minor Injury	Property Damage Only	Total
Medical Care	\$0	\$0	\$35,610	\$32,660	\$6,732	\$75,002
Future Earnings (Lost Wages)	\$0	\$0	\$102,088	\$87,152	\$49,140	\$238,380
Public Services	\$0	\$0	\$352	\$772	\$846	\$1,970
Adjudication & Sanctioning	\$0	\$0	\$13,784	\$11,996	\$5,598	\$31,378
Property Damage & Loss	\$0	\$0	\$18,640	\$26,836	\$61,182	\$106,658
Subtotal (Monetary Cost)	\$0	\$0	\$170,474	\$159,416	\$123,498	\$453,388
Quality of Life	\$0	\$0	\$379,588	\$358,600	\$39,762	\$777,950
Total (Comprehensive Cost)	\$0	\$0	\$550,062	\$518,016	\$163,260	\$1,231,338

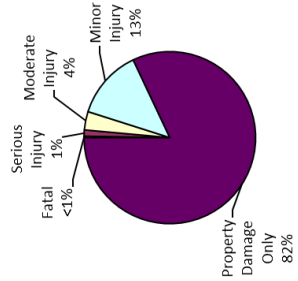
Saginaw County Traffic Crashes and Crime

Index Crime Category	Number of Index Crimes	Index Crime Costs
Murder	8	\$58,310,464
Rape	156	\$62,515,759
Aggravated Assault	667	\$20,964,285
Robbery	141	\$4,819,268
Larceny	1,891	\$7,732,098
Burglary	1,016	\$4,530,619
Motor Vehicle Theft	195	\$1,781,495
Total	4,074	\$160,653,988
Average cost of index crime		\$39,434

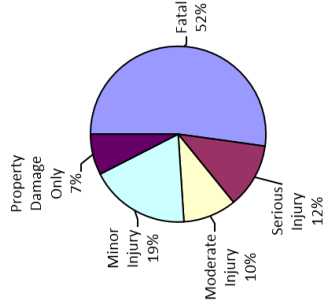
Traffic Crash Casualty Severity	Traffic Crash Casualties	Traffic Crash Costs
Fatal	24	\$213,009,394
Serious Injury	100	\$48,738,984
Moderate Injury	297	\$40,078,143
Minor Injury	1,125	\$75,600,347
Property Damage Only	7,056	\$30,675,550
Total	8,602	\$408,102,417
Average cost of traffic crash casualty		\$47,443

Costs of Traffic Crashes in Saginaw County (2015 dollars)						
	Fatal	Serious Injury	Moderate Injury	Minor Injury	Property Damage Only	Total
Medical Care	\$286,338	\$2,633,229	\$1,869,768	\$6,456,895	\$1,836,201	\$13,082,432
Future Earnings (Lost Wages)	\$28,889,617	\$4,020,780	\$3,452,274	\$9,734,498	\$2,101,606	\$48,198,775
Public Services	\$21,601	\$17,414	\$22,743	\$65,218	\$154,573	\$281,548
Adjudication & Sanctioning	\$2,550,152	\$653,841	\$499,169	\$1,262,870	\$124,800	\$5,290,831
Property Damage & Loss	\$555,663	\$639,988	\$1,180,328	\$4,310,680	\$19,049,526	\$25,715,184
Subtotal (Monetary Cost)	\$32,303,371	\$8,164,252	\$7,004,279	\$21,830,161	\$23,266,706	\$92,568,769
Quality of Life	\$180,706,022	\$40,574,732	\$33,073,864	\$53,770,186	\$7,408,844	\$315,533,648
Total (Comprehensive Cost)	\$213,009,394	\$48,738,984	\$40,078,143	\$75,600,347	\$30,675,550	\$408,102,417

Traffic Crash Casualties

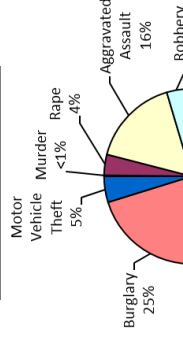


Traffic Crash Costs

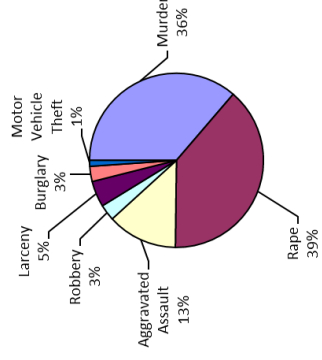


Costs of Index Crimes in Saginaw County (2015 dollars)								
	Murder	Rape	Aggravated Assault	Robbery	Larceny	Burglary	Motor Vehicle Theft	Total
Medical Care	\$221,902	\$1,401,264	\$1,032,343	\$216,343	\$0	\$0	\$0	\$2,871,852
Future Earnings (Lost Wages)	\$7,348,552	\$874,321	\$729,666	\$222,957	\$49,637	\$33,583	\$19,337	\$9,278,051
Public Services	\$22,766	\$122,972	\$222,959	\$56,961	\$833,882	\$455,905	\$52,403	\$1,767,868
Adjudication & Sanctioning	\$3,154,961	\$3,841,525	\$7,897,396	\$795,669	\$3,851,206	\$788,666	\$345,956	\$20,675,400
Property Damage and Loss	\$1,397	\$24,439	\$46,588	\$160,812	\$1,766,125	\$2,599,357	\$1,249,760	\$5,848,479
Subtotal (Monetary Cost)	\$10,749,578	\$6,264,521	\$9,928,953	\$1,492,761	\$6,500,890	\$3,877,911	\$1,667,456	\$40,441,651
Quality of Life	\$47,560,886	\$56,251,239	\$11,035,332	\$3,366,487	\$1,231,247	\$653,107	\$114,039	\$120,212,338
Total (Comprehensive Costs)	\$58,310,464	\$62,515,759	\$20,964,285	\$4,819,268	\$7,732,098	\$4,530,619	\$1,781,495	\$160,653,988

Index Crimes



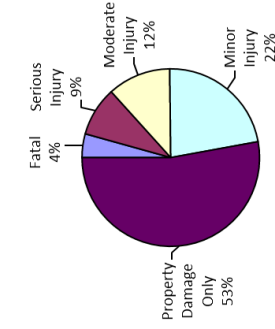
Index Crime Costs



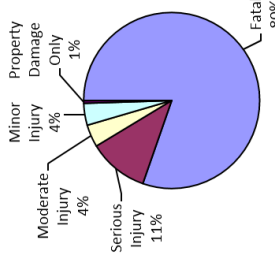
Saginaw County Alcohol-Involved Crashes

Crash Casualty Severity	Crash Casualties	Crash Costs
Fatal	12	\$106,504,697
Serious Injury	25	\$14,618,935
Moderate Injury	32	\$5,455,684
Minor Injury	62	\$5,336,618
Property Damage Only	147	\$673,022
Total	278	\$132,588,957
Average cost of crash casualty		\$476,939

Crash Casualties



Crash Costs

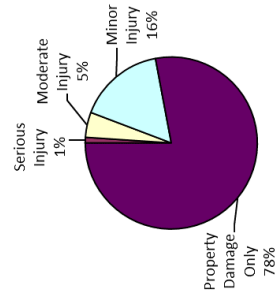


Costs of Alcohol-Involved Crashes in Saginaw County (2015 dollars)						
	Fatal	Serious Injury	Moderate Injury	Minor Injury	Property Damage Only	Total
Medical Care	\$143,169	\$1,368,247	\$442,253	\$655,030	\$45,081	\$2,653,781
Future Earnings (Lost Wages)	\$14,444,809	\$2,118,073	\$818,701	\$985,472	\$50,209	\$18,417,263
Public Services	\$10,800	\$9,727	\$5,553	\$6,812	\$4,262	\$37,155
Adjudication & Sanctioning	\$1,275,076	\$322,389	\$112,198	\$134,797	\$7,053	\$1,851,513
Property Damage & Loss	\$277,832	\$282,241	\$238,321	\$388,527	\$402,829	\$1,589,749
Subtotal (Monetary Cost)	\$16,151,686	\$4,100,677	\$1,617,025	\$2,170,638	\$509,435	\$24,549,461
Quality of Life	\$90,353,011	\$10,518,258	\$3,838,659	\$3,165,980	\$163,587	\$108,039,496
Total (Comprehensive Cost)	\$106,504,697	\$14,618,935	\$5,455,684	\$5,336,618	\$673,022	\$132,588,957

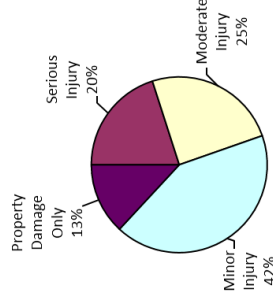
Saginaw County Teen Driver Crashes

Crash Casualty Severity	Crash Casualties	Crash Costs
Fatal	0	\$0
Serious Injury	14	\$6,823,458
Moderate Injury	62	\$8,366,481
Minor Injury	214	\$14,380,866
Property Damage Only	1,025	\$4,456,128
Total	1,315	\$34,026,933
Average cost of crash casualty		\$25,876

Crash Casualties



Crash Costs



Costs of Teen Driver Crashes in Saginaw County (2015 dollars)

	Fatal	Serious Injury	Moderate Injury	Minor Injury	Property Damage Only	Total
Medical Care	\$0	\$368,652	\$390,322	\$1,228,245	\$266,738	\$2,253,957
Future Earnings (Lost Wages)	\$0	\$562,909	\$720,677	\$1,851,718	\$305,293	\$3,440,596
Public Services	\$0	\$2,438	\$4,748	\$12,406	\$22,454	\$42,046
Adjudication & Sanctioning	\$0	\$119,538	\$104,204	\$240,226	\$18,129	\$482,096
Property Damage & Loss	\$0	\$89,458	\$242,223	\$819,987	\$2,767,257	\$3,918,925
Subtotal (Monetary Cost)	\$0	\$1,142,995	\$1,462,173	\$4,152,582	\$3,379,872	\$10,137,621
Quality of Life	\$0	\$5,680,463	\$6,904,308	\$10,228,284	\$1,076,256	\$23,889,311
Total (Comprehensive Cost)	\$0	\$6,823,458	\$8,366,481	\$14,380,866	\$4,456,128	\$34,026,933

Saginaw County Motorcycle Crashes

Injury Severity	Motorcyclist Crash Victims	Motorcyclist Victim Costs
Fatal	6	\$52,895,539
Serious Injury	15	\$7,663,298
Moderate Injury	24	\$2,851,427
Minor Injury	22	\$2,463,438
Property Damage Only	15	\$59,790
Total	82	\$65,933,493
Average cost of crash casualty		\$804,067

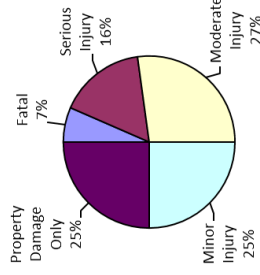
Injury Severity	Non-motorcyclist Crash Victims	Non-motorcyclist Victim Costs
Fatal	0	\$0
Serious Injury	0	\$0
Moderate Injury	1	\$134,943
Minor Injury	1	\$67,200
Property Damage Only	8	\$22,675
Total	10	\$224,819
Average cost of crash casualty		\$22,482

	Motorcyclist Victim Costs in Motorcycle Crashes in Saginaw County (2015 dollars)					Total
	Fatal	Serious Injury	Moderate Injury	Minor Injury	Property Damage Only	
Medical Care	\$71,584	\$626,668	\$216,882	\$189,335	\$2,075	\$1,106,544
Future Earnings (Lost Wages)	\$7,256,898	\$918,414	\$365,752	\$311,849	\$3,288	\$8,856,200
Public Services	\$4,730	\$5,304	\$4,142	\$3,612	\$903	\$18,690
Adjudication & Sanctioning	\$637,541	\$142,529	\$64,098	\$54,914	\$2,784	\$901,865
Property Damage & Loss	\$77,707	\$147,838	\$188,144	\$166,477	\$35,054	\$615,219
Subtotal (Monetary Cost)	\$8,048,460	\$1,840,752	\$839,017	\$726,187	\$44,103	\$11,498,519
Quality of Life	\$44,847,080	\$5,822,546	\$2,012,410	\$1,737,251	\$15,687	\$54,434,974
Total (Comprehensive Cost)	\$52,895,539	\$7,663,298	\$2,851,427	\$2,463,438	\$59,790	\$65,933,493

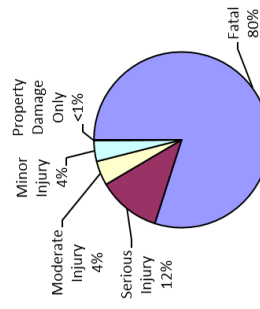
	Non-motorcyclist Victim Costs in Motorcycle Crashes in Saginaw County (2015 dollars)					Total
	Fatal	Serious Injury	Moderate Injury	Minor Injury	Property Damage Only	
Medical Care	\$0	\$0	\$6,296	\$5,739	\$0	\$12,035
Future Earnings (Lost Wages)	\$0	\$0	\$11,624	\$8,653	\$708	\$20,984
Public Services	\$0	\$0	\$77	\$58	\$168	\$302
Adjudication & Sanctioning	\$0	\$0	\$1,681	\$1,123	\$0	\$2,803
Property Damage & Loss	\$0	\$0	\$3,907	\$3,832	\$21,800	\$29,539
Subtotal (Monetary Cost)	\$0	\$0	\$23,583	\$19,405	\$22,675	\$65,663
Quality of Life	\$0	\$0	\$111,360	\$47,796	\$0	\$159,156
Total (Comprehensive Cost)	\$0	\$0	\$134,943	\$67,200	\$22,675	\$224,819

	Costs of Motorcycle Crashes in Saginaw County (2015 dollars)					Total
	Fatal	Serious Injury	Moderate Injury	Minor Injury	Property Damage Only	
Medical Care	\$71,584	\$626,668	\$223,177	\$195,074	\$2,075	\$1,118,579
Future Earnings (Lost Wages)	\$7,256,898	\$918,414	\$377,376	\$320,502	\$3,996	\$8,877,185
Public Services	\$4,730	\$5,304	\$4,219	\$3,670	\$1,070	\$18,992
Adjudication & Sanctioning	\$637,541	\$142,529	\$65,778	\$56,036	\$2,784	\$904,668
Property Damage & Loss	\$77,707	\$147,838	\$192,051	\$170,309	\$56,854	\$644,758
Subtotal (Monetary Cost)	\$8,048,460	\$1,840,752	\$862,601	\$745,591	\$66,779	\$11,564,182
Quality of Life	\$44,847,080	\$5,822,546	\$2,123,770	\$1,785,047	\$15,687	\$54,594,130
Total (Comprehensive Cost)	\$52,895,539	\$7,663,298	\$2,986,371	\$2,530,638	\$82,466	\$66,158,312

Motorcycle Crash Casualties



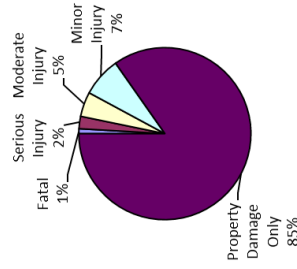
Motorcycle Crash Costs



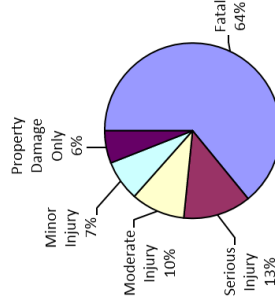
Saginaw County Medium/Large Truck Crashes

Crash Casualty Severity	Crash Casualties	Crash Costs
Fatal	2	\$17,767,872
Serious Injury	5	\$3,463,135
Moderate Injury	10	\$2,750,310
Minor Injury	16	\$2,072,064
Property Damage Only	183	\$1,659,810
Total	216	\$27,713,191
Average cost of crash casualty		\$128,302

Crash Casualties



Crash Costs



Costs of Medium/Large Truck Crashes in Saginaw County (2015 dollars)						
	Fatal	Serious Injury	Moderate Injury	Minor Injury	Property Damage Only	Total
Medical Care	\$23,861	\$208,735	\$178,050	\$130,640	\$68,442	\$609,728
Future Earnings (Lost Wages)	\$2,407,468	\$596,170	\$510,440	\$348,608	\$499,590	\$4,362,276
Public Services	\$1,800	\$1,610	\$1,760	\$3,088	\$8,601	\$16,859
Adjudication & Sanctioning	\$212,513	\$80,580	\$68,920	\$47,984	\$56,913	\$466,910
Property Damage & Loss	\$63,394	\$62,775	\$93,200	\$107,344	\$622,017	\$948,730
Subtotal (Monetary Cost)	\$2,709,036	\$949,870	\$852,370	\$637,664	\$1,255,563	\$6,404,503
Quality of Life	\$15,058,835	\$2,513,265	\$1,897,940	\$1,434,400	\$404,247	\$21,308,687
Total (Comprehensive Cost)	\$17,767,872	\$3,463,135	\$2,750,310	\$2,072,064	\$1,659,810	\$27,713,191

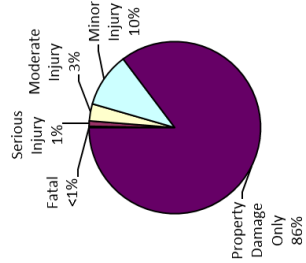
St. Clair County Traffic Crashes and Crime

Index Crime Category	Number of Index Crimes	Index Crime Costs
Murder	3	\$21,866,424
Rape	90	\$36,066,784
Aggravated Assault	295	\$9,272,060
Robbery	43	\$1,469,706
Larceny	1,290	\$5,274,673
Burglary	543	\$2,421,384
Motor Vehicle Theft	117	\$1,068,897
Total	2,381	\$77,439,928
Average cost of index crime		\$32,524

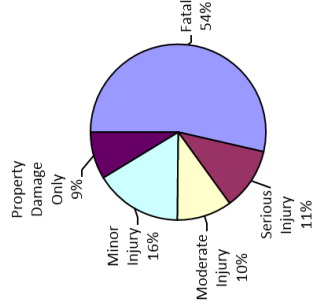
Traffic Crash Casualty Severity	Traffic Crash Casualties	Traffic Crash Costs
Fatal	18	\$169,757,045
Serious Injury	70	\$34,117,289
Moderate Injury	224	\$30,227,286
Minor Injury	716	\$48,115,421
Property Damage Only	5,959	\$25,906,406
Total	6,987	\$298,123,447
Average cost of traffic crash casualty		\$42,668

Costs of Traffic Crashes in St. Clair County (2015 dollars)						Total
	Fatal	Serious Injury	Moderate Injury	Minor Injury	Property Damage Only	
Medical Care	\$214,753	\$1,843,260	\$1,410,196	\$4,108,455	\$1,560,726	\$9,128,391
Future Earnings (Lost Wages)	\$21,697,213	\$2,814,546	\$2,603,735	\$6,195,467	\$1,774,868	\$35,055,829
Public Services	\$16,201	\$12,190	\$17,153	\$41,507	\$130,541	\$217,592
Adjudication & Sanctioning	\$1,912,614	\$597,689	\$376,477	\$903,747	\$1,053,397	\$3,785,924
Property Damage and Loss	\$416,747	\$447,292	\$875,128	\$2,743,508	\$16,087,887	\$20,570,562
Subtotal (Monetary Cost)	\$24,227,529	\$5,714,976	\$5,282,689	\$13,893,685	\$19,649,419	\$68,766,297
Quality of Life	\$135,529,517	\$28,402,313	\$24,944,598	\$34,221,736	\$6,256,987	\$229,355,150
Total (Comprehensive Cost)	\$159,757,045	\$34,117,289	\$30,227,286	\$48,115,421	\$25,906,406	\$298,123,447

Traffic Crash Casualties

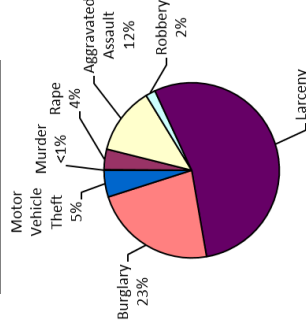


Traffic Crash Costs

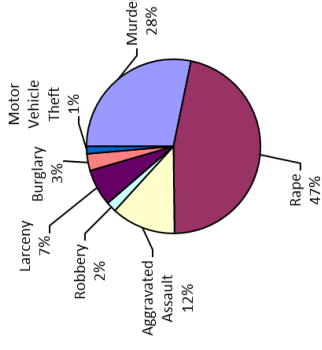


Costs of Index Crimes in Saint Clair County (2015 dollars)							Total
	Murder	Rape	Aggravated Assault	Robbery	Larceny	Burglary	Motor Vehicle Theft
Medical Care	\$83,213	\$808,422	\$456,584	\$65,977	\$0	\$0	\$0
Future Earnings (Lost Wages)	\$2,755,707	\$504,416	\$322,716	\$67,994	\$33,861	\$17,948	\$11,602
Public Services	\$8,537	\$70,945	\$98,610	\$17,377	\$588,856	\$243,668	\$31,442
Adjudication & Sanctioning	\$1,183,110	\$2,216,265	\$3,492,851	\$242,667	\$2,627,211	\$421,502	\$207,574
Property Damage and Loss	\$524	\$14,099	\$20,605	\$49,042	\$1,204,813	\$1,389,223	\$749,566
Subtotal (Monetary Cost)	\$4,031,092	\$3,614,147	\$4,391,366	\$443,331	\$4,494,742	\$2,072,331	\$1,000,474
Quality of Life	\$17,835,332	\$32,452,638	\$4,880,684	\$1,026,659	\$639,931	\$349,053	\$68,423
Total (Comprehensive Costs)	\$21,866,424	\$36,066,784	\$9,272,060	\$1,469,706	\$5,274,673	\$2,421,384	\$1,068,897
Average cost of index crime							\$32,524

Index Crimes



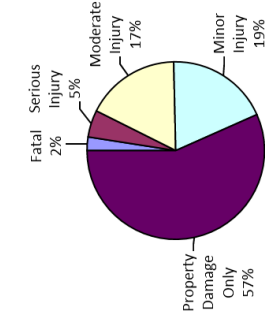
Index Crime Costs



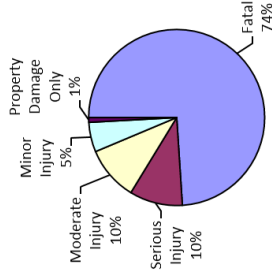
St. Clair County Alcohol-Involved Crashes

Crash Casualty Severity	Crash Casualties	Crash Costs
Fatal	5	\$44,376,957
Serious Injury	10	\$5,847,574
Moderate Injury	35	\$5,967,155
Minor Injury	38	\$3,270,830
Property Damage Only	115	\$526,514
Total	203	\$59,989,030
Average cost of crash casualty		\$295,512

Crash Casualties



Crash Costs

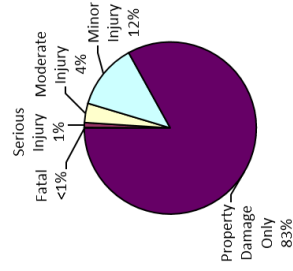


Costs of Alcohol-Involved Crashes in St. Clair County (2015 dollars)						
	Fatal	Serious Injury	Moderate Injury	Minor Injury	Property Damage Only	Total
Medical Care	\$59,654	\$547,299	\$483,714	\$401,470	\$35,268	\$1,527,405
Future Earnings (Lost Wages)	\$6,018,670	\$847,229	\$895,454	\$603,999	\$39,279	\$8,404,631
Public Services	\$4,500	\$3,891	\$6,074	\$4,175	\$3,334	\$21,974
Adjudication & Sanctioning	\$531,282	\$128,956	\$122,716	\$82,617	\$5,518	\$871,089
Property Damage & Loss	\$115,763	\$112,896	\$260,663	\$238,129	\$315,138	\$1,042,590
Subtotal (Monetary Cost)	\$6,729,869	\$1,640,271	\$1,768,621	\$1,330,391	\$398,537	\$11,867,690
Quality of Life	\$37,647,088	\$4,207,303	\$4,198,533	\$1,940,439	\$127,977	\$48,121,341
Total (Comprehensive Cost)	\$44,376,957	\$5,847,574	\$5,967,155	\$3,270,830	\$526,514	\$59,989,030

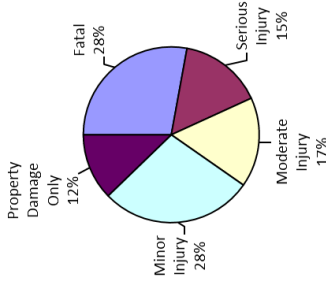
St. Clair County Teen Driver Crashes

Crash Casualty Severity	Crash Casualties	Crash Costs
Fatal	1	\$8,875,391
Serious Injury	10	\$4,873,898
Moderate Injury	39	\$5,262,786
Minor Injury	133	\$8,937,641
Property Damage Only	896	\$3,895,308
Total	1,079	\$31,845,025
Average cost of crash casualty		\$29,513

Crash Casualties



Crash Costs



Costs of Teen Driver Crashes in St. Clair County (2015 dollars)

	Fatal	Serious Injury	Moderate Injury	Minor Injury	Property Damage Only	Total
Medical Care	\$11,931	\$263,323	\$245,525	\$763,349	\$233,168	\$1,517,296
Future Earnings (Lost Wages)	\$1,203,734	\$402,078	\$453,329	\$1,150,834	\$266,871	\$3,476,845
Public Services	\$900	\$1,741	\$2,986	\$7,710	\$19,628	\$32,966
Adjudication & Sanctioning	\$106,256	\$85,384	\$65,547	\$149,299	\$15,848	\$422,335
Property Damage & Loss	\$23,153	\$63,899	\$152,366	\$509,618	\$2,418,987	\$3,168,023
Subtotal (Monetary Cost)	\$1,345,974	\$816,425	\$919,754	\$2,580,810	\$2,954,502	\$8,617,465
Quality of Life	\$7,529,418	\$4,057,473	\$4,343,033	\$6,356,831	\$940,806	\$23,227,560
Total (Comprehensive Cost)	\$8,875,391	\$4,873,898	\$5,262,786	\$8,937,641	\$3,895,308	\$31,845,025

St. Clair County Motorcycle Crashes

Injury Severity	Motorcyclist Crash Victims	Motorcyclist Victim Costs
Fatal	4	\$35,263,693
Serious Injury	9	\$4,597,979
Moderate Injury	15	\$1,782,142
Minor Injury	20	\$2,239,489
Property Damage Only	15	\$59,790
Total	63	\$43,943,093
Average cost of crash casualty		\$697,509

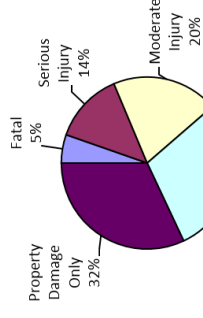
Injury Severity	Non-motorcyclist Crash Victims	Non-motorcyclist Victim Costs
Fatal	0	\$0
Serious Injury	1	\$487,390
Moderate Injury	0	\$0
Minor Injury	2	\$134,401
Property Damage Only	9	\$25,510
Total	12	\$647,300
Average cost of crash casualty		\$53,942

Motorcyclist Victim Costs in Motorcycle Crashes in St. Clair County (2015 dollars)						
	Fatal	Serious Injury	Moderate Injury	Minor Injury	Property Damage Only	Total
Medical Care	\$47,723	\$376,001	\$135,551	\$172,123	\$2,075	\$733,473
Future Earnings (Lost Wages)	\$4,637,932	\$551,049	\$228,595	\$283,499	\$3,288	\$5,904,362
Public Services	\$3,153	\$3,182	\$2,589	\$3,284	\$903	\$13,111
Adjudication & Sanctioning	\$425,027	\$85,517	\$40,061	\$49,922	\$2,784	\$603,311
Property Damage & Loss	\$51,905	\$88,703	\$117,590	\$151,343	\$35,054	\$444,484
Subtotal (Monetary Cost)	\$5,365,640	\$1,104,451	\$524,386	\$660,170	\$44,103	\$7,686,750
Quality of Life	\$29,898,053	\$3,493,527	\$1,257,756	\$1,579,319	\$15,687	\$36,244,343
Total (Comprehensive Cost)	\$35,263,693	\$4,597,979	\$1,782,142	\$2,239,489	\$59,790	\$43,943,093

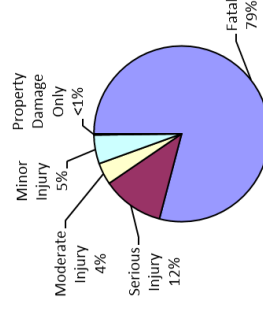
Non-motorcyclist Victim Costs in Motorcycle Crashes in St. Clair County (2015 dollars)						
	Fatal	Serious Injury	Moderate Injury	Minor Injury	Property Damage Only	Total
Medical Care	\$0	\$26,332	\$0	\$11,479	\$0	\$37,811
Future Earnings (Lost Wages)	\$0	\$40,208	\$0	\$17,306	\$796	\$58,310
Public Services	\$0	\$174	\$0	\$116	\$189	\$479
Adjudication & Sanctioning	\$0	\$8,538	\$0	\$2,245	\$0	\$10,784
Property Damage & Loss	\$0	\$6,390	\$0	\$7,663	\$24,525	\$38,578
Subtotal (Monetary Cost)	\$0	\$81,643	\$0	\$38,809	\$25,510	\$145,961
Quality of Life	\$0	\$405,747	\$0	\$95,591	\$0	\$501,339
Total (Comprehensive Cost)	\$0	\$487,390	\$0	\$134,401	\$25,510	\$647,300

Costs of Motorcycle Crashes in St. Clair County (2015 dollars)						
	Fatal	Serious Injury	Moderate Injury	Minor Injury	Property Damage Only	Total
Medical Care	\$47,723	\$402,333	\$135,551	\$183,602	\$2,075	\$771,284
Future Earnings (Lost Wages)	\$4,637,932	\$591,256	\$228,595	\$300,805	\$4,084	\$5,962,672
Public Services	\$3,153	\$3,356	\$2,589	\$3,400	\$1,091	\$13,589
Adjudication & Sanctioning	\$425,027	\$94,056	\$40,061	\$52,167	\$2,784	\$614,094
Property Damage & Loss	\$51,905	\$95,093	\$117,590	\$159,006	\$59,579	\$483,072
Subtotal (Monetary Cost)	\$5,365,640	\$1,186,094	\$524,386	\$698,979	\$89,613	\$7,844,711
Quality of Life	\$29,898,053	\$3,899,275	\$1,257,756	\$1,674,911	\$15,687	\$36,745,682
Total (Comprehensive Cost)	\$35,263,693	\$5,085,368	\$1,782,142	\$2,373,890	\$85,300	\$44,590,393

Motorcycle Crash Casualties



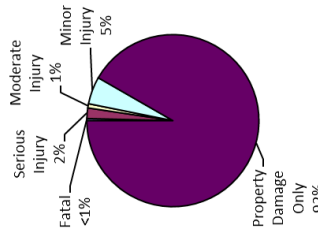
Motorcycle Crash Costs



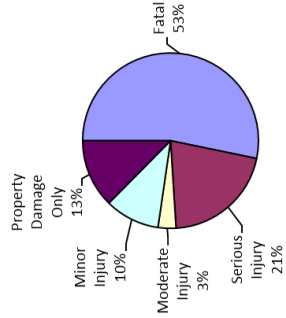
St. Clair County Medium/Large Truck Crashes

Crash Casualty Severity	Crash Casualties	Crash Costs
Fatal	1	\$8,883,936
Serious Injury	5	\$3,463,135
Moderate Injury	2	\$550,062
Minor Injury	13	\$1,683,552
Property Damage Only	232	\$2,104,240
Total	253	\$16,684,925
Average cost of crash casualty		\$65,948

Crash Casualties



Crash Costs



Costs of Medium/Large Truck Crashes in St. Clair County (2015 dollars)						
	Fatal	Serious Injury	Moderate Injury	Minor Injury	Property Damage Only	Total
Medical Care	\$11,931	\$208,735	\$35,610	\$106,145	\$86,768	\$449,189
Future Earnings (Lost Wages)	\$1,203,734	\$596,170	\$102,088	\$283,244	\$633,360	\$2,818,596
Public Services	\$900	\$1,610	\$352	\$2,509	\$10,904	\$16,275
Adjudication & Sanctioning	\$106,256	\$80,580	\$13,784	\$38,987	\$72,152	\$311,759
Property Damage & Loss	\$31,697	\$62,775	\$18,640	\$87,217	\$788,568	\$988,897
Subtotal (Monetary Cost)	\$1,354,518	\$949,870	\$170,474	\$518,102	\$1,591,752	\$4,584,716
Quality of Life	\$7,529,418	\$2,513,265	\$379,588	\$1,165,450	\$512,488	\$12,100,209
Total (Comprehensive Cost)	\$8,883,936	\$3,463,135	\$550,062	\$1,683,552	\$2,104,240	\$16,684,925

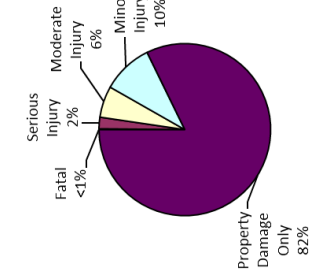
St. Joseph County Traffic Crashes and Crime

Index Crime Category	Number of Index Crimes	Index Crime Costs
Murder	5	\$36,444,040
Rape	41	\$16,430,424
Aggravated Assault	115	\$3,614,532
Robbery	5	\$170,896
Larceny	525	\$2,146,669
Burglary	162	\$722,402
Motor Vehicle Theft	62	\$566,424
Total	915	\$60,095,387
Average cost of index crime		\$65,678

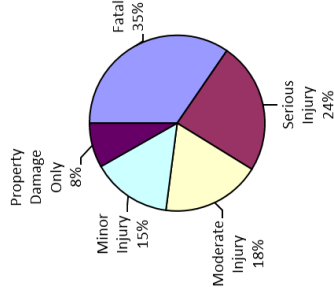
Traffic Crash Casualty Severity	Traffic Crash Casualties	Traffic Crash Costs
Fatal	4	\$35,501,566
Serious Injury	51	\$24,856,882
Moderate Injury	139	\$18,757,111
Minor Injury	225	\$15,120,069
Property Damage Only	1,941	\$8,438,385
Total	2,360	\$102,674,012
Average cost of traffic crash casualty		\$43,506

Costs of Traffic Crashes in St. Joseph County (2015 dollars)						
	Fatal	Serious Injury	Moderate Injury	Minor Injury	Property Damage Only	Total
Medical Care	\$47,723	\$1,342,947	\$875,077	\$1,291,379	\$95,111	\$4,062,237
Future Earnings (Lost Wages)	\$4,814,936	\$2,050,588	\$1,615,711	\$1,946,900	\$578,120	\$11,006,264
Public Services	\$3,600	\$8,881	\$10,644	\$13,044	\$42,521	\$78,689
Adjudication & Sanctioning	\$425,025	\$435,459	\$233,618	\$252,574	\$34,331	\$1,381,006
Property Damage & Loss	\$82,611	\$25,884	\$543,048	\$862,136	\$5,240,240	\$7,063,919
Subtotal (Monetary Cost)	\$5,383,895	\$4,763,768	\$3,278,097	\$4,366,032	\$6,400,323	\$23,892,115
Quality of Life	\$30,117,670	\$20,893,113	\$15,479,014	\$10,754,037	\$2,039,062	\$79,081,897
Total (Comprehensive Cost)	\$35,501,566	\$24,856,882	\$18,757,111	\$15,120,069	\$8,438,385	\$102,674,012

Traffic Crash Casualties

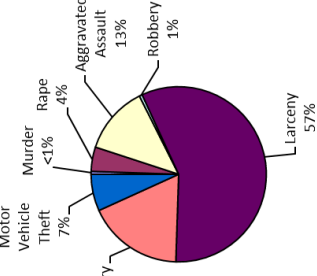


Traffic Crash Costs

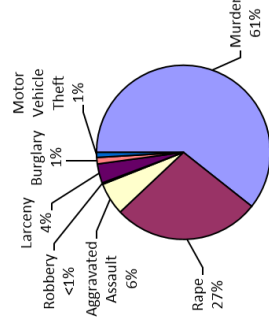


Costs of Index Crimes in Saint Joseph County (2015 dollars)								
	Murder	Rape	Aggravated Assault	Robbery	Larceny	Burglary	Motor Vehicle Theft	Total
Medical Care	\$138,689	\$368,281	\$177,990	\$7,672	\$0	\$0	\$0	\$692,632
Future Earnings (Lost Wages)	\$4,592,845	\$229,789	\$125,804	\$7,906	\$13,781	\$5,355	\$6,148	\$4,981,629
Public Services	\$14,229	\$32,320	\$38,441	\$2,021	\$231,511	\$72,694	\$16,662	\$407,877
Adjudication & Sanctioning	\$1,971,851	\$1,009,632	\$1,361,620	\$28,216	\$1,069,214	\$125,752	\$109,996	\$5,676,280
Property Damage and Loss	\$873	\$6,423	\$8,032	\$5,703	\$490,331	\$414,464	\$397,360	\$1,323,186
Subtotal (Monetary Cost)	\$6,718,487	\$1,646,445	\$1,711,888	\$51,517	\$1,804,837	\$618,265	\$530,168	\$13,081,603
Quality of Life	\$29,725,554	\$14,783,979	\$1,902,643	\$119,379	\$341,832	\$104,137	\$36,258	\$47,013,784
Total (Comprehensive Costs)	\$36,444,040	\$16,430,424	\$3,614,532	\$170,896	\$2,146,669	\$722,402	\$566,424	\$60,095,387

Index Crimes



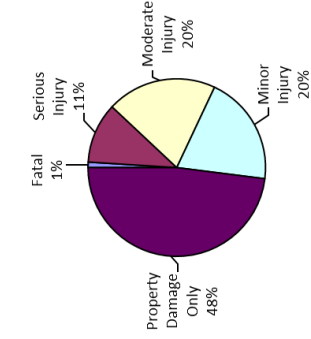
Index Crime Costs



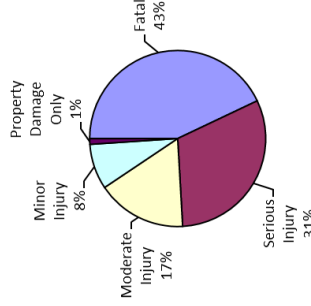
St. Joseph County Alcohol-Involved Crashes

Crash Casualty Severity	Crash Casualties	Crash Costs
Fatal	1	\$8,875,391
Serious Injury	11	\$6,432,332
Moderate Injury	20	\$3,409,803
Minor Injury	20	\$1,721,490
Property Damage Only	48	\$219,762
Total	100	\$20,658,778
Average cost of crash casualty		\$206,588

Crash Casualties



Crash Costs

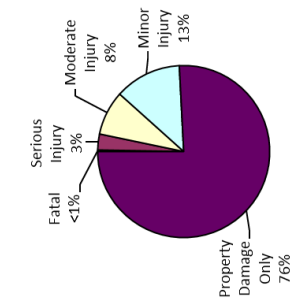


Costs of Alcohol-Involved Crashes in St. Joseph County (2015 dollars)						
	Fatal	Serious Injury	Moderate Injury	Minor Injury	Property Damage Only	Total
Medical Care	\$11,931	\$602,029	\$276,408	\$211,300	\$14,720	\$1,116,388
Future Earnings (Lost Wages)	\$1,203,734	\$931,952	\$511,688	\$317,894	\$16,395	\$2,981,663
Public Services	\$900	\$4,280	\$3,471	\$2,197	\$1,392	\$12,240
Adjudication & Sanctioning	\$106,256	\$141,851	\$70,124	\$43,483	\$2,303	\$364,017
Property Damage & Loss	\$23,153	\$124,186	\$148,950	\$125,331	\$131,536	\$553,156
Subtotal (Monetary Cost)	\$1,345,974	\$1,804,298	\$1,010,641	\$700,206	\$166,346	\$5,027,464
Quality of Life	\$7,529,418	\$4,628,034	\$2,399,162	\$1,021,284	\$53,416	\$15,631,313
Total (Comprehensive Cost)	\$8,875,391	\$6,432,332	\$3,409,803	\$1,721,490	\$219,762	\$20,658,778

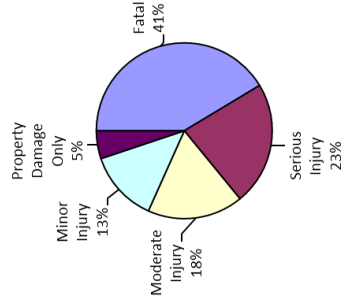
St. Joseph County Teen Driver Crashes

Crash Casualty Severity	Crash Casualties	Crash Costs
Fatal	1	\$8,875,391
Serious Injury	10	\$4,873,898
Moderate Injury	28	\$3,778,411
Minor Injury	42	\$2,822,413
Property Damage Only	254	\$1,104,250
Total	335	\$21,454,364
Average cost of crash casualty		\$64,043

Crash Casualties



Crash Costs



Costs of Teen Driver Crashes in St. Joseph County (2015 dollars)						
	Fatal	Serious Injury	Moderate Injury	Minor Injury	Property Damage Only	Total
Medical Care	\$11,931	\$263,323	\$176,274	\$241,057	\$66,099	\$758,685
Future Earnings (Lost Wages)	\$1,203,734	\$402,078	\$325,467	\$363,421	\$75,653	\$2,370,353
Public Services	\$900	\$1,741	\$2,144	\$2,435	\$5,564	\$12,785
Adjudication & Sanctioning	\$106,256	\$85,384	\$47,060	\$47,147	\$4,493	\$290,340
Property Damage & Loss	\$23,153	\$63,899	\$109,391	\$160,932	\$685,740	\$1,043,114
Subtotal (Monetary Cost)	\$1,345,974	\$816,425	\$660,336	\$814,993	\$837,549	\$4,475,276
Quality of Life	\$7,529,418	\$4,057,473	\$3,118,075	\$2,007,420	\$266,702	\$16,979,087
Total (Comprehensive Cost)	\$8,875,391	\$4,873,898	\$3,778,411	\$2,822,413	\$1,104,250	\$21,454,364

St. Joseph County Motorcycle Crashes

Injury Severity	Motorcyclist Crash Victims	Motorcyclist Victim Costs
Fatal	1	\$8,815,923
Serious Injury	7	\$3,576,206
Moderate Injury	15	\$1,782,142
Minor Injury	1	\$111,974
Property Damage Only	11	\$43,846
Total	35	\$14,330,092
Average cost of crash casualty		\$409,431

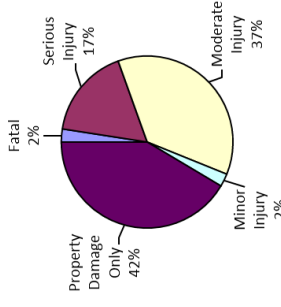
Injury Severity	Non-motorcyclist Crash Victims	Non-motorcyclist Victim Costs
Fatal	0	\$0
Serious Injury	0	\$0
Moderate Injury	0	\$0
Minor Injury	0	\$0
Property Damage Only	6	\$17,007
Total	6	\$17,007
Average cost of crash casualty		\$2,834

Motorcyclist Victim Costs in Motorcycle Crashes in St. Joseph County (2015 dollars)						
	Fatal	Serious Injury	Moderate Injury	Minor Injury	Property Damage Only	Total
Medical Care	\$11,931	\$292,445	\$135,551	\$8,606	\$1,522	\$460,055
Future Earnings (Lost Wages)	\$1,209,483	\$428,593	\$228,595	\$14,175	\$2,411	\$1,883,257
Public Services	\$788	\$2,475	\$2,589	\$164	\$662	\$6,678
Adjudication & Sanctioning	\$106,257	\$66,513	\$40,061	\$2,496	\$2,042	\$217,369
Property Damage & Loss	\$12,951	\$68,991	\$117,590	\$7,567	\$25,706	\$232,805
Subtotal (Monetary Cost)	\$1,341,410	\$859,018	\$524,386	\$33,008	\$32,342	\$2,790,164
Quality of Life	\$7,474,513	\$2,717,188	\$1,257,756	\$78,966	\$11,504	\$11,539,927
Total (Comprehensive Cost)	\$8,815,923	\$3,576,206	\$1,782,142	\$111,974	\$43,846	\$14,330,092

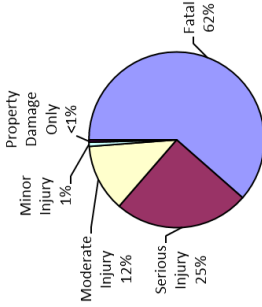
Non-motorcyclist Victim Costs in Motorcycle Crashes in St. Joseph County (2015 dollars)						
	Fatal	Serious Injury	Moderate Injury	Minor Injury	Property Damage Only	Total
Medical Care	\$0	\$0	\$0	\$0	\$0	\$0
Future Earnings (Lost Wages)	\$0	\$0	\$0	\$0	\$531	\$531
Public Services	\$0	\$0	\$0	\$0	\$126	\$126
Adjudication & Sanctioning	\$0	\$0	\$0	\$0	\$0	\$0
Property Damage & Loss	\$0	\$0	\$0	\$0	\$16,350	\$16,350
Subtotal (Monetary Cost)	\$0	\$0	\$0	\$0	\$17,007	\$17,007
Quality of Life	\$0	\$0	\$0	\$0	\$0	\$0
Total (Comprehensive Cost)	\$0	\$0	\$0	\$0	\$17,007	\$17,007

Costs of Motorcycle Crashes in St. Joseph County (2015 dollars)						
	Fatal	Serious Injury	Moderate Injury	Minor Injury	Property Damage Only	Total
Medical Care	\$11,931	\$292,445	\$135,551	\$8,606	\$1,522	\$460,055
Future Earnings (Lost Wages)	\$1,209,483	\$428,593	\$228,595	\$14,175	\$2,942	\$1,883,788
Public Services	\$788	\$2,475	\$2,589	\$164	\$788	\$6,804
Adjudication & Sanctioning	\$106,257	\$66,513	\$40,061	\$2,496	\$2,042	\$217,369
Property Damage & Loss	\$12,951	\$68,991	\$117,590	\$7,567	\$42,056	\$249,155
Subtotal (Monetary Cost)	\$1,341,410	\$859,018	\$524,386	\$33,008	\$49,349	\$2,807,171
Quality of Life	\$7,474,513	\$2,717,188	\$1,257,756	\$78,966	\$11,504	\$11,539,927
Total (Comprehensive Cost)	\$8,815,923	\$3,576,206	\$1,782,142	\$111,974	\$60,853	\$14,347,098

Motorcycle Crash Casualties



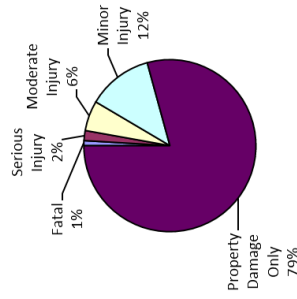
Motorcycle Crash Costs



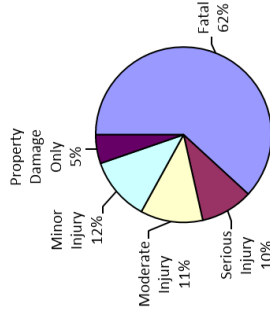
St. Joseph County Medium/Large Truck Crashes

Crash Casualty Severity	Crash Casualties	Crash Costs
Fatal	1	\$8,883,936
Serious Injury	2	\$1,385,254
Moderate Injury	6	\$1,650,186
Minor Injury	13	\$1,683,552
Property Damage Only	84	\$761,880
Total	106	\$14,364,808
Average cost of crash casualty		\$135,517

Crash Casualties



Crash Costs



Costs of Medium/Large Truck Crashes in St. Joseph County (2015 dollars)						
	Fatal	Serious Injury	Moderate Injury	Minor Injury	Property Damage Only	Total
Medical Care	\$11,931	\$83,494	\$106,830	\$106,145	\$31,416	\$339,816
Future Earnings (Lost Wages)	\$1,203,734	\$238,468	\$306,264	\$283,244	\$229,320	\$2,261,030
Public Services	\$900	\$644	\$1,056	\$2,509	\$3,948	\$9,057
Adjudication & Sanctioning	\$106,256	\$32,232	\$41,352	\$38,987	\$26,124	\$244,951
Property Damage & Loss	\$31,697	\$25,110	\$55,920	\$87,217	\$285,516	\$485,460
Subtotal (Monetary Cost)	\$1,354,518	\$379,948	\$511,422	\$518,102	\$576,324	\$3,340,314
Quality of Life	\$7,529,418	\$1,005,306	\$1,138,764	\$1,165,450	\$185,556	\$11,024,494
Total (Comprehensive Cost)	\$8,883,936	\$1,385,254	\$1,650,186	\$1,683,552	\$761,880	\$14,364,808

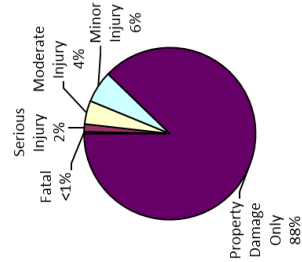
Sanilac County Traffic Crashes and Crime

Index Crime Category	Number of Index Crimes	Index Crime Costs
Murder	0	\$0
Rape	24	\$9,617,809
Aggravated Assault	62	\$1,948,704
Robbery	1	\$34,179
Larceny	241	\$985,423
Burglary	98	\$437,008
Motor Vehicle Theft	16	\$146,174
Total	442	\$13,169,298
Average cost of index crime		\$29,795

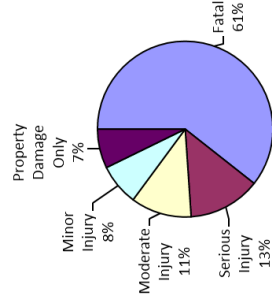
Traffic Crash Casualty Severity	Traffic Crash Casualties	Traffic Crash Costs
Fatal	6	\$53,252,348
Serious Injury	24	\$11,697,356
Moderate Injury	73	\$9,850,857
Minor Injury	100	\$6,720,031
Property Damage Only	1,459	\$6,342,918
Total	1,662	\$87,863,510
Average cost of traffic crash casualty		\$52,866

Costs of Traffic Crashes in Sanilac County (2015 dollars)						
	Fatal	Serious Injury	Moderate Injury	Minor Injury	Property Damage Only	Total
Medical Care	\$71,584	\$631,975	\$489,573	\$873,946	\$719,679	\$2,116,758
Future Earnings (Lost Wages)	\$7,222,404	\$864,987	\$848,539	\$665,289	\$434,568	\$10,335,777
Public Services	\$5,400	\$4,179	\$5,690	\$5,797	\$31,962	\$52,928
Adjudication & Sanctioning	\$637,538	\$204,922	\$122,691	\$112,255	\$25,805	\$1,103,212
Property Damage & Loss	\$138,916	\$153,357	\$285,198	\$383,172	\$3,868,954	\$4,899,596
Subtotal (Monetary Cost)	\$8,075,843	\$1,959,420	\$1,721,690	\$1,940,459	\$4,810,959	\$18,508,271
Quality of Life	\$45,176,506	\$9,737,936	\$8,129,266	\$4,779,572	\$1,531,959	\$69,355,231
Total (Comprehensive Cost)	\$53,252,348	\$11,697,356	\$9,850,857	\$6,720,031	\$6,342,918	\$87,863,510

Traffic Crash Casualties

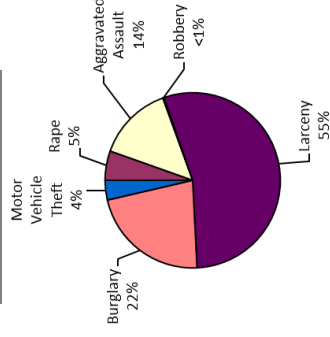


Traffic Crash Costs

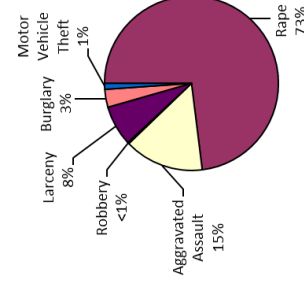


Costs of Index Crimes in Sanilac County (2015 dollars)								
	Murder	Rape	Aggravated Assault	Robbery	Larceny	Burglary	Motor Vehicle Theft	Total
Medical Care	\$0	\$215,579	\$95,960	\$1,554	\$0	\$0	\$0	\$313,073
Future Earnings (Lost Wages)	\$0	\$134,511	\$67,825	\$1,581	\$6,326	\$3,239	\$1,587	\$215,069
Public Services	\$0	\$18,919	\$20,725	\$404	\$106,275	\$43,975	\$4,300	\$194,597
Adjudication & Sanctioning	\$0	\$591,004	\$734,091	\$5,643	\$490,820	\$76,072	\$28,386	\$1,926,016
Property Damage and Loss	\$0	\$3,760	\$4,331	\$1,141	\$225,085	\$250,725	\$102,544	\$587,586
Subtotal (Monetary Cost)	\$0	\$963,772	\$922,931	\$10,303	\$628,506	\$374,012	\$136,617	\$3,236,342
Quality of Life	\$0	\$8,654,037	\$1,025,773	\$23,876	\$156,917	\$62,997	\$9,357	\$9,932,956
Total (Comprehensive Costs)	\$0	\$9,617,809	\$1,948,704	\$34,179	\$985,423	\$437,008	\$146,174	\$13,169,298

Index Crimes



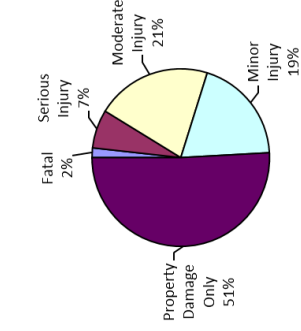
Index Crime Costs



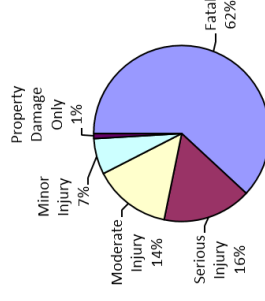
Sanilac County Alcohol-Involved Crashes

Crash Casualty Severity	Crash Casualties	Crash Costs
Fatal	1	\$8,875,391
Serious Injury	4	\$2,339,030
Moderate Injury	12	\$2,045,882
Minor Injury	11	\$946,819
Property Damage Only	29	\$132,773
Total	57	\$14,339,895
Average cost of crash casualty		\$251,577

Crash Casualties



Crash Costs

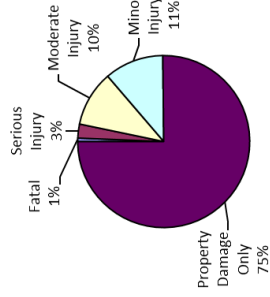


Costs of Alcohol-Involved Crashes in Sanilac County (2015 dollars)						
	Fatal	Serious Injury	Moderate Injury	Minor Injury	Property Damage Only	Total
Medical Care	\$11,931	\$218,920	\$165,845	\$116,215	\$8,894	\$521,804
Future Earnings (Lost Wages)	\$1,203,734	\$338,892	\$307,013	\$174,842	\$9,905	\$2,034,385
Public Services	\$900	\$1,556	\$2,082	\$1,209	\$841	\$6,588
Adjudication & Sanctioning	\$106,256	\$51,582	\$42,074	\$23,916	\$1,391	\$225,220
Property Damage & Loss	\$23,153	\$45,159	\$89,370	\$68,932	\$79,470	\$306,083
Subtotal (Monetary Cost)	\$1,345,974	\$656,108	\$606,384	\$385,113	\$100,501	\$3,094,081
Quality of Life	\$7,529,418	\$1,682,921	\$1,439,497	\$561,706	\$32,272	\$11,245,815
Total (Comprehensive Cost)	\$8,875,391	\$2,339,030	\$2,045,882	\$946,819	\$132,773	\$14,339,895

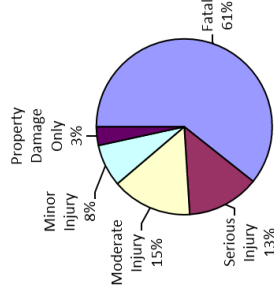
Sanilac County Teen Driver Crashes

Crash Casualty Severity	Crash Casualties	Crash Costs
Fatal	1	\$8,875,391
Serious Injury	4	\$1,949,559
Moderate Injury	16	\$2,159,092
Minor Injury	17	\$1,142,405
Property Damage Only	115	\$499,956
Total	153	\$14,626,404
Average cost of crash casualty		\$95,597

Crash Casualties



Crash Costs



Costs of Teen Driver Crashes in Sanilac County (2015 dollars)

	Fatal	Serious Injury	Moderate Injury	Minor Injury	Property Damage Only	Total
Medical Care	\$11,931	\$105,329	\$100,728	\$97,571	\$29,927	\$345,486
Future Earnings (Lost Wages)	\$1,203,734	\$160,831	\$185,981	\$147,099	\$34,252	\$1,731,898
Public Services	\$900	\$697	\$1,225	\$986	\$2,519	\$6,327
Adjudication & Sanctioning	\$106,256	\$34,154	\$26,891	\$19,083	\$2,034	\$188,419
Property Damage & Loss	\$23,153	\$25,560	\$62,509	\$65,139	\$310,473	\$486,833
Subtotal (Monetary Cost)	\$1,345,974	\$326,570	\$377,335	\$329,878	\$379,205	\$2,758,962
Quality of Life	\$7,529,418	\$1,622,989	\$1,781,757	\$812,527	\$120,751	\$11,867,442
Total (Comprehensive Cost)	\$8,875,391	\$1,949,559	\$2,159,092	\$1,142,405	\$499,956	\$14,626,404

Sanilac County Motorcycle Crashes

Injury Severity	Motorcyclist Crash Victims	Motorcyclist Victim Costs
Fatal	0	\$0
Serious Injury	3	\$1,532,660
Moderate Injury	1	\$118,809
Minor Injury	3	\$335,923
Property Damage Only	4	\$15,944
Total	11	\$2,003,336
Average cost of crash casualty		\$182,121

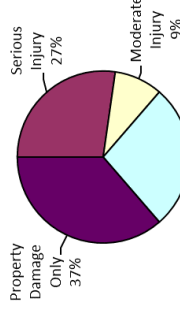
Injury Severity	Non-motorcyclist Crash Victims	Non-motorcyclist Victim Costs
Fatal	0	\$0
Serious Injury	0	\$0
Moderate Injury	0	\$0
Minor Injury	0	\$0
Property Damage Only	0	\$0
Total	0	\$0
Average cost of crash casualty		\$0

Motorcyclist Victim Costs in Motorcycle Crashes in Sanilac County (2015 dollars)						
	Fatal	Serious Injury	Moderate Injury	Minor Injury	Property Damage Only	Total
Medical Care	\$0	\$125,334	\$9,037	\$25,818	\$553	\$160,742
Future Earnings (Lost Wages)	\$0	\$183,683	\$15,240	\$42,525	\$877	\$242,324
Public Services	\$0	\$1,061	\$173	\$493	\$241	\$1,967
Adjudication & Sanctioning	\$0	\$28,506	\$2,671	\$7,488	\$742	\$39,407
Property Damage & Loss	\$0	\$29,568	\$7,839	\$22,701	\$9,348	\$69,456
Subtotal (Monetary Cost)	\$0	\$368,150	\$34,959	\$99,025	\$11,761	\$513,896
Quality of Life	\$0	\$1,164,509	\$83,850	\$236,898	\$4,183	\$1,489,441
Total (Comprehensive Cost)	\$0	\$1,532,660	\$118,809	\$335,923	\$15,944	\$2,003,336

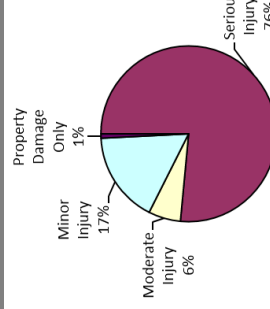
Non-motorcyclist Victim Costs in Motorcycle Crashes in Sanilac County (2015 dollars)						
	Fatal	Serious Injury	Moderate Injury	Minor Injury	Property Damage Only	Total
Medical Care	\$0	\$0	\$0	\$0	\$0	\$0
Future Earnings (Lost Wages)	\$0	\$0	\$0	\$0	\$0	\$0
Public Services	\$0	\$0	\$0	\$0	\$0	\$0
Adjudication & Sanctioning	\$0	\$0	\$0	\$0	\$0	\$0
Property Damage & Loss	\$0	\$0	\$0	\$0	\$0	\$0
Subtotal (Monetary Cost)	\$0	\$0	\$0	\$0	\$0	\$0
Quality of Life	\$0	\$0	\$0	\$0	\$0	\$0
Total (Comprehensive Cost)	\$0	\$0	\$0	\$0	\$0	\$0

Costs of Motorcycle Crashes in Sanilac County (2015 dollars)						
	Fatal	Serious Injury	Moderate Injury	Minor Injury	Property Damage Only	Total
Medical Care	\$0	\$125,334	\$9,037	\$25,818	\$553	\$160,742
Future Earnings (Lost Wages)	\$0	\$183,683	\$15,240	\$42,525	\$877	\$242,324
Public Services	\$0	\$1,061	\$173	\$493	\$241	\$1,967
Adjudication & Sanctioning	\$0	\$28,506	\$2,671	\$7,488	\$742	\$39,407
Property Damage & Loss	\$0	\$29,568	\$7,839	\$22,701	\$9,348	\$69,456
Subtotal (Monetary Cost)	\$0	\$368,150	\$34,959	\$99,025	\$11,761	\$513,896
Quality of Life	\$0	\$1,164,509	\$83,850	\$236,898	\$4,183	\$1,489,441
Total (Comprehensive Cost)	\$0	\$1,532,660	\$118,809	\$335,923	\$15,944	\$2,003,336

Motorcycle Crash Casualties



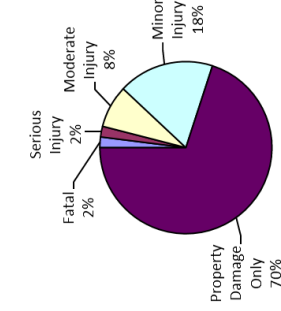
Motorcycle Crash Costs



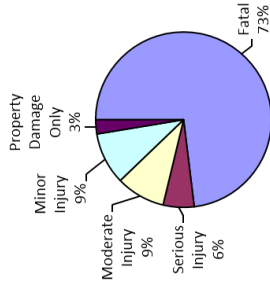
Sanilac County Medium/Large Truck Crashes

Crash Casualty Severity	Crash Casualties	Crash Costs
Fatal	1	\$8,883,936
Serious Injury	1	\$692,627
Moderate Injury	4	\$1,100,124
Minor Injury	9	\$1,165,536
Property Damage Only	35	\$317,450
Total	50	\$12,159,673
Average cost of crash casualty		\$243,193

Crash Casualties



Crash Costs



Costs of Medium/Large Truck Crashes in Sanilac County (2015 dollars)						
	Fatal	Serious Injury	Moderate Injury	Minor Injury	Property Damage Only	Total
Medical Care	\$11,931	\$41,747	\$71,220	\$73,485	\$13,090	\$211,473
Future Earnings (Lost Wages)	\$1,203,734	\$119,234	\$204,176	\$196,092	\$95,550	\$1,818,786
Public Services	\$900	\$322	\$704	\$1,737	\$1,645	\$5,308
Adjudication & Sanctioning	\$106,256	\$16,116	\$27,568	\$26,991	\$10,885	\$187,816
Property Damage & Loss	\$31,697	\$12,555	\$37,280	\$60,381	\$118,965	\$260,878
Subtotal (Monetary Cost)	\$1,354,518	\$189,974	\$340,948	\$358,686	\$240,135	\$2,484,261
Quality of Life	\$7,529,418	\$502,653	\$759,176	\$806,850	\$77,315	\$9,675,412
Total (Comprehensive Cost)	\$8,883,936	\$692,627	\$1,100,124	\$1,165,536	\$317,450	\$12,159,673

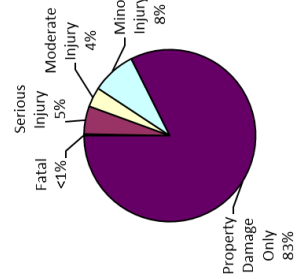
Schoolcraft County Traffic Crashes and Crime

Index Crime Category	Number of Index Crimes	Index Crime Costs
Murder	1	\$7,288,808
Rape	13	\$5,209,647
Aggravated Assault	7	\$220,015
Robbery	0	\$0
Larceny	56	\$228,978
Burglary	18	\$80,267
Motor Vehicle Theft	2	\$18,272
Total	97	\$13,045,986
Average cost of index crime		\$134,495

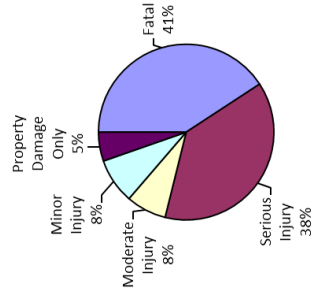
Traffic Crash Casualty Severity	Traffic Crash Casualties	Traffic Crash Costs
Fatal	1	\$8,875,391
Serious Injury	17	\$8,285,627
Moderate Injury	12	\$1,619,319
Minor Injury	27	\$1,814,408
Property Damage Only	267	\$1,160,767
Total	324	\$21,755,513
Average cost of traffic crash casualty		\$67,147

Costs of Traffic Crashes in Schoolcraft County (2015 dollars)						Total
	Fatal	Serious Injury	Moderate Injury	Minor Injury	Property Damage Only	
Medical Care	\$11,931	\$47,649	\$75,546	\$154,965	\$65,462	\$758,573
Future Earnings (Lost Wages)	\$1,203,734	\$683,533	\$139,486	\$233,628	\$79,525	\$2,339,905
Public Services	\$900	\$2,960	\$919	\$1,565	\$5,849	\$12,194
Adjudication & Sanctioning	\$106,256	\$145,153	\$20,168	\$30,309	\$4,722	\$306,609
Property Damage & Loss	\$23,153	\$105,628	\$46,882	\$103,456	\$70,837	\$1,002,955
Subtotal (Monetary Cost)	\$1,345,974	\$1,387,923	\$283,001	\$523,924	\$80,415	\$4,421,237
Quality of Life	\$1,529,418	\$6,897,704	\$1,336,318	\$1,290,484	\$280,352	\$17,334,276
Total (Comprehensive Cost)	\$8,875,391	\$8,285,627	\$1,619,319	\$1,814,408	\$1,160,767	\$21,755,513

Traffic Crash Casualties

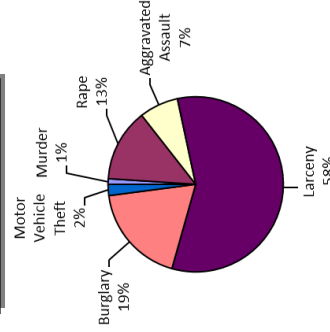


Traffic Crash Costs

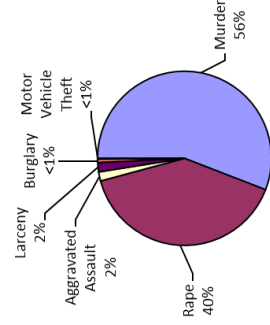


Costs of Index Crimes in Schoolcraft County (2015 dollars)							Total
	Murder	Rape	Aggravated Assault	Robbery	Larceny	Burglary	Motor Vehicle Theft
Medical Care	\$27,738	\$116,772	\$10,834	\$0	\$0	\$0	\$0
Future Earnings (Lost Wages)	\$918,569	\$72,860	\$7,658	\$0	\$1,470	\$895	\$198
Public Services	\$2,846	\$10,248	\$2,340	\$0	\$24,695	\$8,077	\$537
Adjudication & Sanctioning	\$394,370	\$320,127	\$82,881	\$0	\$114,049	\$13,972	\$3,548
Property Damage and Loss	\$175	\$2,037	\$468	\$0	\$52,302	\$46,052	\$12,518
Subtotal (Monetary Cost)	\$1,343,697	\$522,043	\$104,202	\$0	\$192,516	\$68,666	\$17,102
Quality of Life	\$5,945,111	\$4,687,603	\$115,813	\$0	\$36,462	\$11,571	\$1,170
Total (Comprehensive Costs)	\$7,288,808	\$5,209,647	\$220,015	\$0	\$228,978	\$80,267	\$18,272

Index Crimes



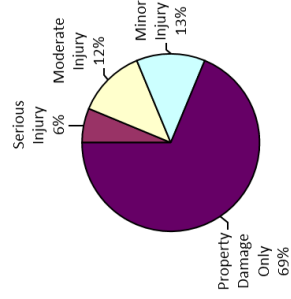
Index Crime Costs



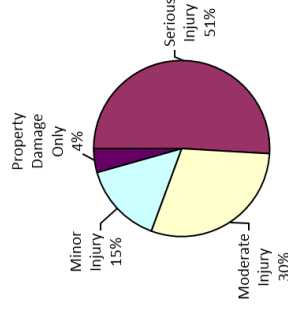
Schoolcraft County Alcohol-Involved Crashes

Crash Casualty Severity	Crash Casualties	Crash Costs
Fatal	0	\$0
Serious Injury	1	\$584,757
Moderate Injury	2	\$340,980
Minor Injury	2	\$172,149
Property Damage Only	11	\$50,362
Total	16	\$1,148,249
Average cost of crash casualty		\$71,766

Crash Casualties



Crash Costs

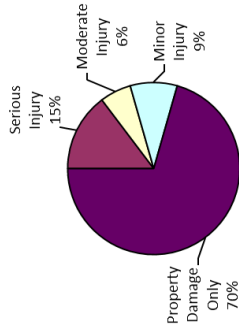


Costs of Alcohol-Involved Crashes in Schoolcraft County (2015 dollars)						
	Fatal	Serious Injury	Moderate Injury	Minor Injury	Property Damage Only	Total
Medical Care	\$0	\$54,730	\$27,641	\$21,130	\$3,373	\$106,874
Future Earnings (Lost Wages)	\$0	\$84,723	\$51,169	\$31,789	\$3,757	\$171,438
Public Services	\$0	\$389	\$347	\$220	\$319	\$1,275
Adjudication & Sanctioning	\$0	\$12,896	\$7,012	\$4,348	\$528	\$24,784
Property Damage & Loss	\$0	\$11,290	\$14,895	\$12,533	\$30,144	\$68,861
Subtotal (Monetary Cost)	\$0	\$164,027	\$101,064	\$70,021	\$38,121	\$375,233
Quality of Life	\$0	\$420,730	\$239,916	\$102,128	\$12,241	\$775,016
Total (Comprehensive Cost)	\$0	\$584,757	\$340,980	\$172,149	\$50,362	\$1,148,249

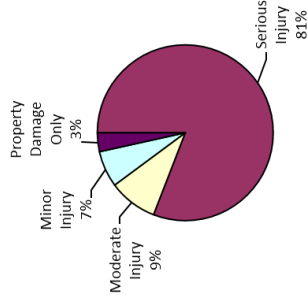
Schoolcraft County Teen Driver Crashes

Crash Casualty Severity	Crash Casualties	Crash Costs
Fatal	0	\$0
Serious Injury	5	\$2,436,949
Moderate Injury	2	\$269,886
Minor Injury	3	\$201,601
Property Damage Only	24	\$104,339
Total	34	\$3,012,775
Average cost of crash casualty		\$88,611

Crash Casualties



Crash Costs



Costs of Teen Driver Crashes in Schoolcraft County (2015 dollars)						
	Fatal	Serious Injury	Moderate Injury	Minor Injury	Property Damage Only	Total
Medical Care	\$0	\$131,661	\$12,591	\$17,218	\$6,246	\$167,716
Future Earnings (Lost Wages)	\$0	\$201,039	\$23,248	\$25,959	\$7,148	\$257,394
Public Services	\$0	\$871	\$153	\$174	\$526	\$1,724
Adjudication & Sanctioning	\$0	\$42,692	\$3,361	\$3,368	\$424	\$49,846
Property Damage & Loss	\$0	\$31,949	\$7,814	\$11,495	\$64,794	\$116,053
Subtotal (Monetary Cost)	\$0	\$408,213	\$47,167	\$58,214	\$79,138	\$592,732
Quality of Life	\$0	\$2,028,737	\$222,720	\$143,387	\$25,200	\$2,420,044
Total (Comprehensive Cost)	\$0	\$2,436,949	\$269,886	\$201,601	\$104,339	\$3,012,775

Schoolcraft County Motorcycle Crashes

Injury Severity	Motorcyclist Crash Victims	Motorcyclist Victim Costs
Fatal	0	\$0
Serious Injury	2	\$1,021,773
Moderate Injury	0	\$0
Minor Injury	4	\$447,898
Property Damage Only	1	\$3,986
Total	7	\$1,473,657
Average cost of crash casualty		\$210,522

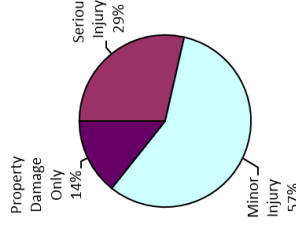
Injury Severity	Non-motorcyclist Crash Victims	Non-motorcyclist Victim Costs
Fatal	0	\$0
Serious Injury	0	\$0
Moderate Injury	0	\$0
Minor Injury	0	\$0
Property Damage Only	0	\$0
Total	0	\$0
Average cost of crash casualty		\$0

Motorcyclist Victim Costs in Motorcycle Crashes in Schoolcraft County (2015 dollars)						
	Fatal	Serious Injury	Moderate Injury	Minor Injury	Property Damage Only	Total
Medical Care	\$0	\$83,566	\$0	\$34,425	\$138	\$118,119
Future Earnings (Lost Wages)	\$0	\$122,455	\$0	\$56,700	\$219	\$179,374
Public Services	\$0	\$707	\$0	\$657	\$60	\$1,424
Adjudication & Sanctioning	\$0	\$19,004	\$0	\$9,984	\$186	\$29,174
Property Damage & Loss	\$0	\$19,712	\$0	\$30,269	\$2,337	\$52,317
Subtotal (Monetary Cost)	\$0	\$245,434	\$0	\$132,034	\$2,940	\$380,408
Quality of Life	\$0	\$776,339	\$0	\$315,864	\$1,046	\$1,093,249
Total (Comprehensive Cost)	\$0	\$1,021,773	\$0	\$447,898	\$3,986	\$1,473,657

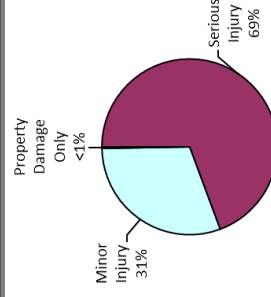
Non-motorcyclist Victim Costs in Motorcycle Crashes in Schoolcraft County (2015 dollars)						
	Fatal	Serious Injury	Moderate Injury	Minor Injury	Property Damage Only	Total
Medical Care	\$0	\$0	\$0	\$0	\$0	\$0
Future Earnings (Lost Wages)	\$0	\$0	\$0	\$0	\$0	\$0
Public Services	\$0	\$0	\$0	\$0	\$0	\$0
Adjudication & Sanctioning	\$0	\$0	\$0	\$0	\$0	\$0
Property Damage & Loss	\$0	\$0	\$0	\$0	\$0	\$0
Subtotal (Monetary Cost)	\$0	\$0	\$0	\$0	\$0	\$0
Quality of Life	\$0	\$0	\$0	\$0	\$0	\$0
Total (Comprehensive Cost)	\$0	\$0	\$0	\$0	\$0	\$0

Costs of Motorcycle Crashes in Schoolcraft County (2015 dollars)						
	Fatal	Serious Injury	Moderate Injury	Minor Injury	Property Damage Only	Total
Medical Care	\$0	\$83,566	\$0	\$34,425	\$138	\$118,119
Future Earnings (Lost Wages)	\$0	\$122,455	\$0	\$56,700	\$219	\$179,374
Public Services	\$0	\$707	\$0	\$657	\$60	\$1,424
Adjudication & Sanctioning	\$0	\$19,004	\$0	\$9,984	\$186	\$29,174
Property Damage & Loss	\$0	\$19,712	\$0	\$30,269	\$2,337	\$52,317
Subtotal (Monetary Cost)	\$0	\$245,434	\$0	\$132,034	\$2,940	\$380,408
Quality of Life	\$0	\$776,339	\$0	\$315,864	\$1,046	\$1,093,249
Total (Comprehensive Cost)	\$0	\$1,021,773	\$0	\$447,898	\$3,986	\$1,473,657

Motorcycle Crash Casualties



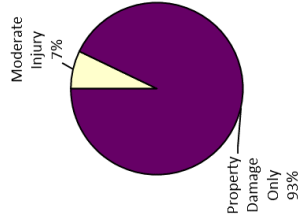
Motorcycle Crash Costs



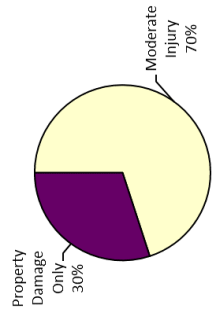
Schoolcraft County Medium/Large Truck Crashes

Crash Casualty Severity	Crash Casualties	Crash Costs
Fatal	0	\$0
Serious Injury	0	\$0
Moderate Injury	1	\$275,031
Minor Injury	0	\$0
Property Damage Only	13	\$117,910
Total	14	\$392,941
Average cost of crash casualty		\$28,067

Crash Casualties



Crash Costs



Costs of Medium/Large Truck Crashes in Schoolcraft County (2015 dollars)						
	Fatal	Serious Injury	Moderate Injury	Minor Injury	Property Damage Only	Total
Medical Care	\$0	\$0	\$17,805	\$0	\$4,862	\$22,667
Future Earnings (Lost Wages)	\$0	\$0	\$51,044	\$0	\$35,490	\$86,534
Public Services	\$0	\$0	\$176	\$0	\$611	\$787
Adjudication & Sanctioning	\$0	\$0	\$6,892	\$0	\$4,043	\$10,935
Property Damage & Loss	\$0	\$0	\$9,320	\$0	\$44,187	\$53,507
Subtotal (Monetary Cost)	\$0	\$0	\$85,237	\$0	\$89,193	\$174,430
Quality of Life	\$0	\$0	\$189,794	\$0	\$28,717	\$218,511
Total (Comprehensive Cost)	\$0	\$0	\$275,031	\$0	\$117,910	\$392,941

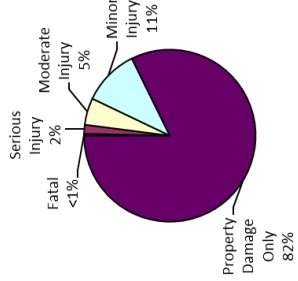
Shiawassee County Traffic Crashes and Crime

Index Crime Category	Number of Index Crimes	Index Crime Costs
Murder	1	\$7,288,808
Rape	73	\$29,254,169
Aggravated Assault	103	\$3,237,363
Robbery	6	\$205,075
Larceny	565	\$2,310,225
Burglary	228	\$1,016,714
Motor Vehicle Theft	49	\$447,658
Total	1,025	\$43,760,012
Average cost of index crime		\$42,693

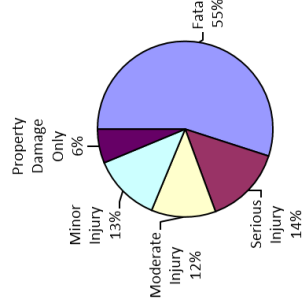
Traffic Crash Casualty Severity	Traffic Crash Casualties	Traffic Crash Costs
Fatal	9	\$79,878,523
Serious Injury	43	\$20,957,763
Moderate Injury	128	\$17,272,735
Minor Injury	270	\$18,144,083
Property Damage Only	2,092	\$9,094,848
Total	2,542	\$145,347,952
Average cost of traffic crash casualty		\$57,179

Costs of Traffic Crashes in Shiawassee County (2015 dollars)						
	Fatal	Serious Injury	Moderate Injury	Minor Injury	Property Damage Only	Total
Medical Care	\$107,377	\$1,132,288	\$805,826	\$1,548,655	\$44,407	\$4,139,553
Future Earnings (Lost Wages)	\$10,833,607	\$1,728,935	\$1,487,849	\$2,336,280	\$623,095	\$17,009,765
Public Services	\$8,100	\$7,488	\$9,801	\$15,652	\$45,829	\$86,871
Adjudication & Sanctioning	\$956,307	\$367,152	\$215,130	\$303,089	\$37,001	\$1,876,679
Property Damage & Loss	\$208,374	\$274,765	\$500,073	\$1,034,563	\$5,847,904	\$7,665,679
Subtotal (Monetary Cost)	\$12,113,764	\$3,510,628	\$3,018,679	\$5,239,239	\$6,895,235	\$30,780,546
Quality of Life	\$67,764,758	\$17,447,135	\$14,254,056	\$12,904,846	\$2,196,613	\$114,567,407
Total (Comprehensive Cost)	\$79,878,523	\$20,957,763	\$17,272,735	\$18,144,083	\$9,094,848	\$145,347,952

Traffic Crash Casualties

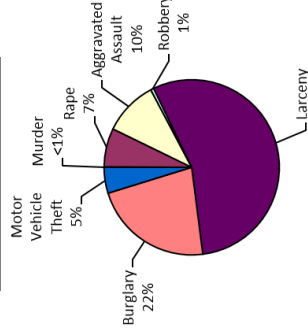


Traffic Crash Costs

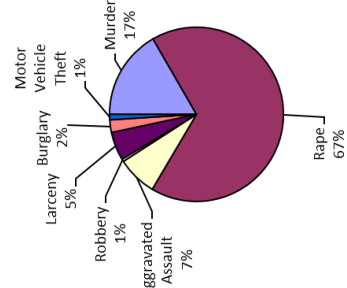


Costs of Index Crimes in Shiawassee County (2015 dollars)								
	Murder	Rape	Aggravated Assault	Robbery	Larceny	Burglary	Motor Vehicle Theft	Total
Medical Care	\$27,738	\$665,720	\$159,417	\$9,206	\$0	\$0	\$0	\$852,081
Future Earnings (Lost Wages)	\$918,569	\$409,137	\$112,677	\$9,488	\$14,831	\$7,536	\$4,859	\$1,477,097
Public Services	\$2,846	\$57,545	\$34,430	\$2,425	\$249,150	\$102,309	\$13,168	\$461,873
Adjudication & Sanctioning	\$394,370	\$1,797,637	\$1,219,538	\$33,859	\$1,150,678	\$176,984	\$96,933	\$4,859,999
Property Damage and Loss	\$175	\$11,436	\$7,194	\$6,843	\$527,689	\$683,320	\$314,042	\$1,450,700
Subtotal (Monetary Cost)	\$1,343,697	\$2,951,474	\$1,953,257	\$61,820	\$1,942,348	\$870,150	\$419,002	\$9,101,749
Quality of Life	\$5,945,111	\$26,322,695	\$1,704,107	\$143,255	\$367,877	\$146,563	\$28,656	\$34,658,263
Total (Comprehensive Costs)	\$7,288,808	\$29,254,169	\$3,237,363	\$205,075	\$2,310,225	\$1,016,714	\$447,658	\$43,760,012

Index Crimes



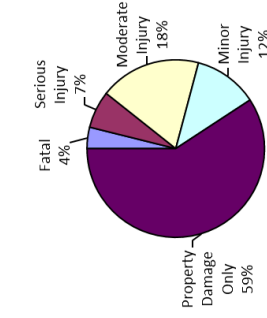
Index Crime Costs



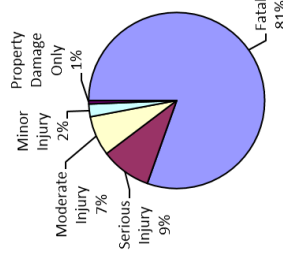
Shiawassee County Alcohol-Involved Crashes

Crash Casualty Severity	Crash Casualties	Crash Costs
Fatal	4	\$35,501,566
Serious Injury	7	\$4,093,302
Moderate Injury	19	\$3,239,312
Minor Injury	12	\$1,032,894
Property Damage Only	61	\$279,281
Total	103	\$44,146,355
Average cost of crash casualty		\$428,605

Crash Casualties



Crash Costs

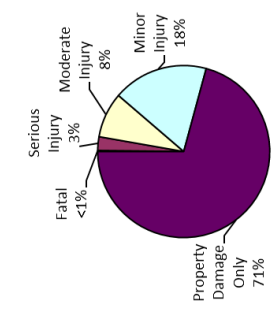


Costs of Alcohol-Involved Crashes in Shiawassee County (2015 dollars)						
	Fatal	Serious Injury	Moderate Injury	Minor Injury	Property Damage Only	Total
Medical Care	\$47,723	\$383,109	\$262,588	\$126,780	\$18,707	\$838,907
Future Earnings (Lost Wages)	\$4,814,936	\$593,060	\$486,103	\$190,737	\$20,835	\$6,105,672
Public Services	\$3,600	\$2,724	\$3,297	\$1,318	\$1,769	\$12,708
Adjudication & Sanctioning	\$425,025	\$90,269	\$66,617	\$26,090	\$2,927	\$610,928
Property Damage & Loss	\$92,611	\$79,027	\$141,503	\$75,199	\$167,160	\$555,500
Subtotal (Monetary Cost)	\$5,383,895	\$1,148,190	\$960,109	\$420,123	\$211,398	\$8,123,715
Quality of Life	\$30,117,670	\$2,945,112	\$2,279,204	\$612,770	\$67,883	\$36,022,640
Total (Comprehensive Cost)	\$35,501,566	\$4,093,302	\$3,239,312	\$1,032,894	\$279,281	\$44,146,355

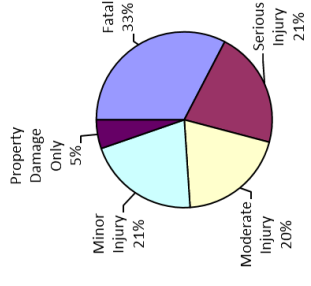
Shiawassee County Teen Driver Crashes

Crash Casualty Severity	Crash Casualties	Crash Costs
Fatal	1	\$8,875,391
Serious Injury	12	\$5,848,678
Moderate Injury	40	\$5,397,730
Minor Injury	84	\$5,644,826
Property Damage Only	332	\$1,443,351
Total	469	\$27,209,976
Average cost of crash casualty		\$58,017

Crash Casualties



Crash Costs



Costs of Teen Driver Crashes in Shiawassee County (2015 dollars)						
	Fatal	Serious Injury	Moderate Injury	Minor Injury	Property Damage Only	Total
Medical Care	\$11,931	\$315,987	\$251,821	\$482,115	\$86,397	\$1,148,251
Future Earnings (Lost Wages)	\$1,203,734	\$482,494	\$464,953	\$726,843	\$98,885	\$2,976,908
Public Services	\$900	\$2,090	\$3,063	\$4,870	\$7,273	\$18,195
Adjudication & Sanctioning	\$106,256	\$102,461	\$67,228	\$94,294	\$5,872	\$376,112
Property Damage & Loss	\$23,153	\$76,679	\$156,273	\$321,864	\$896,321	\$1,474,289
Subtotal (Monetary Cost)	\$1,345,974	\$979,710	\$943,337	\$1,629,985	\$1,094,749	\$5,993,755
Quality of Life	\$7,529,418	\$4,868,968	\$4,454,392	\$4,014,841	\$348,602	\$21,216,221
Total (Comprehensive Cost)	\$8,875,391	\$5,848,678	\$5,397,730	\$5,644,826	\$1,443,351	\$27,209,976

Shiawassee County Motorcycle Crashes

Injury Severity	Motorcyclist Crash Victims	Motorcyclist Victim Costs
Fatal	3	\$26,447,770
Serious Injury	8	\$4,087,092
Moderate Injury	11	\$1,306,904
Minor Injury	5	\$559,872
Property Damage Only	8	\$31,888
Total	35	\$32,433,526
Average cost of crash casualty		\$926,672

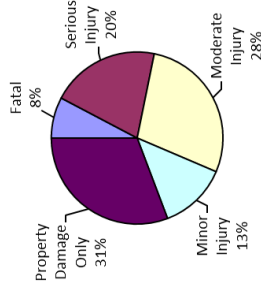
Injury Severity	Non-motorcyclist Crash Victims	Non-motorcyclist Victim Costs
Fatal	0	\$0
Serious Injury	0	\$0
Moderate Injury	0	\$0
Minor Injury	0	\$0
Property Damage Only	4	\$11,338
Total	4	\$11,338
Average cost of crash casualty		\$2,834

Motorcyclist Victim Costs in Motorcycle Crashes in Shiawassee County (2015 dollars)						
	Fatal	Serious Injury	Moderate Injury	Minor Injury	Property Damage Only	Total
Medical Care	\$35,792	\$334,223	\$99,404	\$43,031	\$1,107	\$513,557
Future Earnings (Lost Wages)	\$3,628,449	\$469,821	\$167,636	\$70,875	\$1,753	\$4,358,534
Public Services	\$2,365	\$2,829	\$1,899	\$821	\$481	\$8,394
Adjudication & Sanctioning	\$318,770	\$76,015	\$29,378	\$12,480	\$1,485	\$438,129
Property Damage & Loss	\$38,853	\$78,847	\$86,233	\$37,836	\$18,695	\$260,464
Subtotal (Monetary Cost)	\$4,024,230	\$981,734	\$384,950	\$165,042	\$23,522	\$5,579,078
Quality of Life	\$22,423,540	\$3,105,356	\$922,355	\$394,830	\$6,366	\$26,854,449
Total (Comprehensive Cost)	\$26,447,770	\$4,087,092	\$1,306,904	\$559,872	\$31,888	\$32,433,526

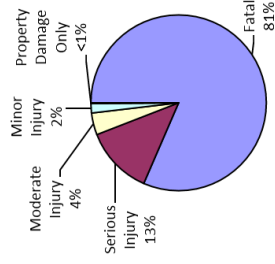
Non-motorcyclist Victim Costs in Motorcycle Crashes in Shiawassee County (2015 dollars)						
	Fatal	Serious Injury	Moderate Injury	Minor Injury	Property Damage Only	Total
Medical Care	\$0	\$0	\$0	\$0	\$0	\$0
Future Earnings (Lost Wages)	\$0	\$0	\$0	\$0	\$354	\$354
Public Services	\$0	\$0	\$0	\$0	\$84	\$84
Adjudication & Sanctioning	\$0	\$0	\$0	\$0	\$0	\$0
Property Damage & Loss	\$0	\$0	\$0	\$0	\$10,900	\$10,900
Subtotal (Monetary Cost)	\$0	\$0	\$0	\$0	\$11,338	\$11,338
Quality of Life	\$0	\$0	\$0	\$0	\$0	\$0
Total (Comprehensive Cost)	\$0	\$0	\$0	\$0	\$11,338	\$11,338

Costs of Motorcycle Crashes in Shiawassee County (2015 dollars)						
	Fatal	Serious Injury	Moderate Injury	Minor Injury	Property Damage Only	Total
Medical Care	\$35,792	\$334,223	\$99,404	\$43,031	\$1,107	\$513,557
Future Earnings (Lost Wages)	\$3,628,449	\$469,821	\$167,636	\$70,875	\$2,107	\$4,358,888
Public Services	\$2,365	\$2,829	\$1,899	\$821	\$565	\$8,478
Adjudication & Sanctioning	\$318,770	\$76,015	\$29,378	\$12,480	\$1,485	\$438,129
Property Damage & Loss	\$38,853	\$78,847	\$86,233	\$37,836	\$29,595	\$271,364
Subtotal (Monetary Cost)	\$4,024,230	\$981,734	\$384,950	\$165,042	\$34,860	\$5,590,416
Quality of Life	\$22,423,540	\$3,105,356	\$922,355	\$394,830	\$6,366	\$26,854,449
Total (Comprehensive Cost)	\$26,447,770	\$4,087,092	\$1,306,904	\$559,872	\$43,226	\$32,444,864

Motorcycle Crash Casualties



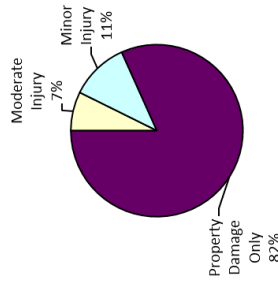
Motorcycle Crash Costs



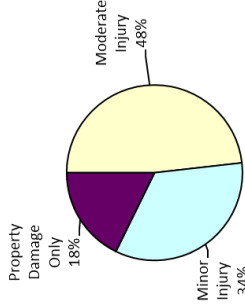
Shiawasse County Medium/Large Truck Crashes

Crash Casualty Severity	Crash Casualties	Crash Costs
Fatal	0	\$0
Serious Injury	0	\$0
Moderate Injury	6	\$1,650,186
Minor Injury	9	\$1,165,536
Property Damage Only	67	\$607,690
Total	82	\$3,423,412
Average cost of crash casualty		\$41,749

Crash Casualties



Crash Costs



Costs of Medium/Large Truck Crashes in Shiawasse County (2015 dollars)						
	Fatal	Serious Injury	Moderate Injury	Minor Injury	Property Damage Only	Total
Medical Care	\$0	\$0	\$106,830	\$73,485	\$25,058	\$205,373
Future Earnings (Lost Wages)	\$0	\$0	\$306,264	\$196,092	\$182,910	\$685,266
Public Services	\$0	\$0	\$1,056	\$1,737	\$3,149	\$5,942
Adjudication & Sanctioning	\$0	\$0	\$41,352	\$26,991	\$20,837	\$89,180
Property Damage & Loss	\$0	\$0	\$55,920	\$60,381	\$227,733	\$344,034
Subtotal (Monetary Cost)	\$0	\$0	\$511,422	\$358,686	\$459,687	\$1,329,795
Quality of Life	\$0	\$0	\$1,138,764	\$806,850	\$148,003	\$2,093,617
Total (Comprehensive Cost)	\$0	\$0	\$1,650,186	\$1,165,536	\$607,690	\$3,423,412

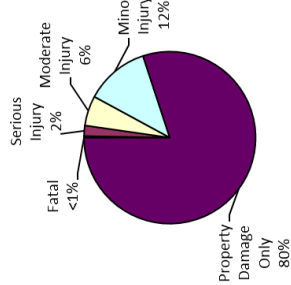
Tuscola County Traffic Crashes and Crime

Index Crime Category	Number of Index Crimes	Index Crime Costs
Murder	1	\$7,288,808
Rape	54	\$21,640,071
Aggravated Assault	50	\$1,571,536
Robbery	3	\$102,538
Larceny	325	\$1,328,890
Burglary	155	\$691,187
Motor Vehicle Theft	18	\$164,446
Total	606	\$32,787,475
Average cost of index crime		\$54,105

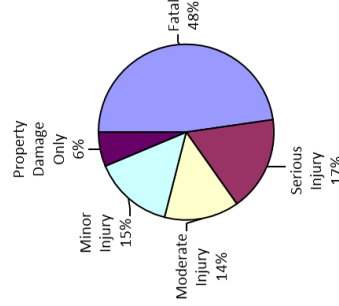
Traffic Crash Casualty Severity	Traffic Crash Casualties	Traffic Crash Costs
Fatal	6	\$53,252,348
Serious Injury	40	\$19,495,594
Moderate Injury	114	\$15,383,530
Minor Injury	244	\$16,396,875
Property Damage Only	1,622	\$7,051,551
Total	2,026	\$111,579,898
Average cost of traffic crash casualty		\$55,074

Costs of Traffic Crashes in Tuscola County (2015 dollars)						
	Fatal	Serious Injury	Moderate Injury	Minor Injury	Property Damage Only	Total
Medical Care	\$71,584	\$1,053,292	\$717,689	\$1,400,429	\$422,097	\$3,865,091
Future Earnings (Lost Wages)	\$7,222,404	\$1,608,312	\$1,325,115	\$2,111,304	\$483,107	\$12,750,243
Public Services	\$5,400	\$6,966	\$8,729	\$14,145	\$35,532	\$70,773
Adjudication & Sanctioning	\$637,538	\$341,536	\$191,600	\$273,902	\$28,688	\$1,473,265
Property Damage and Loss	\$138,916	\$255,595	\$445,378	\$934,939	\$4,379,015	\$6,153,843
Subtotal (Monetary Cost)	\$8,075,843	\$3,285,701	\$2,688,511	\$4,734,719	\$5,348,441	\$24,113,215
Quality of Life	\$45,176,506	\$16,229,893	\$12,695,019	\$11,662,156	\$1,703,110	\$87,468,683
Total (Comprehensive Cost)	\$53,252,348	\$19,495,594	\$15,383,530	\$16,396,875	\$7,051,551	\$111,579,898

Traffic Crash Casualties

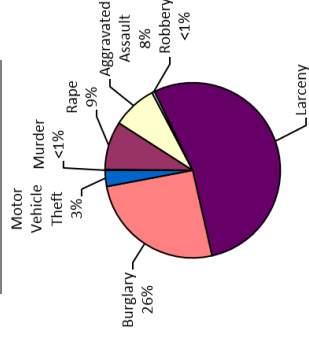


Traffic Crash Costs

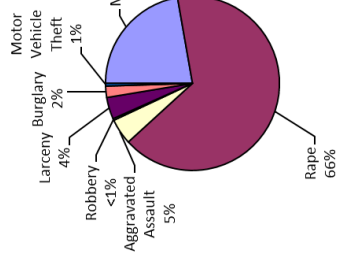


Costs of Index Crimes in Tuscola County (2015 dollars)								
	Murder	Rape	Aggravated Assault	Robbery	Larceny	Burglary	Motor Vehicle Theft	Total
Medical Care	\$27,738	\$485,053	\$77,387	\$4,603	\$0	\$0	\$0	\$594,781
Future Earnings (Lost Wages)	\$918,589	\$302,649	\$54,698	\$4,744	\$8,531	\$5,123	\$1,785	\$1,296,099
Public Services	\$2,846	\$42,567	\$16,714	\$1,212	\$143,317	\$69,552	\$4,837	\$281,045
Adjudication & Sanctioning	\$394,370	\$1,329,759	\$592,009	\$16,930	\$661,894	\$120,318	\$31,934	\$5,147,214
Property Damage and Loss	\$175	\$8,460	\$3,482	\$3,422	\$303,538	\$396,655	\$115,362	\$831,004
Subtotal (Monetary Cost)	\$1,343,697	\$2,168,488	\$744,299	\$30,970	\$1,177,280	\$891,949	\$153,919	\$6,150,743
Quality of Life	\$5,945,111	\$19,471,583	\$827,236	\$71,627	\$211,610	\$99,637	\$10,527	\$28,637,332
Total (Comprehensive Costs)	\$7,288,808	\$21,640,071	\$1,571,536	\$102,538	\$1,328,890	\$691,187	\$164,446	\$32,787,475

Index Crimes



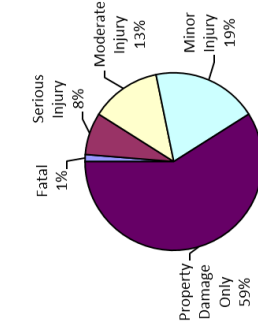
Index Crime Costs



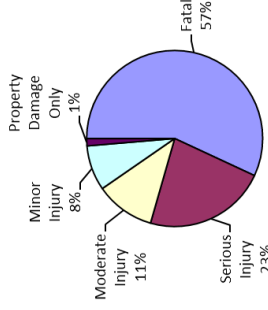
Tuscola County Alcohol-Involved Crashes

Crash Casualty Severity	Crash Casualties	Crash Costs
Fatal	1	\$8,875,391
Serious Injury	6	\$3,508,545
Moderate Injury	10	\$1,704,901
Minor Injury	15	\$1,291,117
Property Damage Only	46	\$210,606
Total	78	\$15,590,560
Average cost of crash casualty		\$199,879

Crash Casualties



Crash Costs

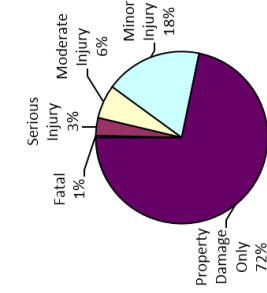


Costs of Alcohol-Involved Crashes in Tuscola County (2015 dollars)						
	Fatal	Serious Injury	Moderate Injury	Minor Injury	Property Damage Only	Total
Medical Care	\$11,931	\$328,379	\$138,204	\$158,475	\$14,107	\$651,096
Future Earnings (Lost Wages)	\$1,203,734	\$508,337	\$255,844	\$238,421	\$15,712	\$2,222,048
Public Services	\$900	\$2,334	\$1,735	\$1,648	\$1,334	\$7,952
Adjudication & Sanctioning	\$106,256	\$77,373	\$35,062	\$32,612	\$2,207	\$253,511
Property Damage & Loss	\$23,153	\$67,738	\$74,475	\$93,998	\$126,055	\$385,419
Subtotal (Monetary Cost)	\$1,345,974	\$984,163	\$505,320	\$525,154	\$159,415	\$3,520,026
Quality of Life	\$7,529,418	\$2,524,382	\$1,199,581	\$765,903	\$51,191	\$12,070,534
Total (Comprehensive Cost)	\$8,875,391	\$3,508,545	\$1,704,901	\$1,291,117	\$210,606	\$15,590,560

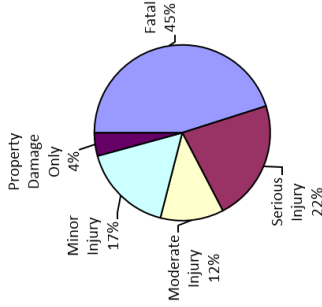
Tuscola County Teen Driver Crashes

Crash Casualty Severity	Crash Casualties	Crash Costs
Fatal	1	\$8,875,391
Serious Injury	9	\$4,386,509
Moderate Injury	17	\$2,294,035
Minor Injury	49	\$3,292,815
Property Damage Only	193	\$839,056
Total	269	\$19,687,806
Average cost of crash casualty		\$73,189

Crash Casualties



Crash Costs



Costs of Teen Driver Crashes in Tuscola County (2015 dollars)

	Fatal	Serious Injury	Moderate Injury	Minor Injury	Property Damage Only	Total
Medical Care	\$11,931	\$236,991	\$107,024	\$281,234	\$50,225	\$687,404
Future Earnings (Lost Wages)	\$1,203,734	\$361,870	\$197,605	\$423,991	\$57,484	\$2,244,685
Public Services	\$900	\$1,567	\$1,302	\$2,841	\$4,228	\$10,838
Adjudication & Sanctioning	\$106,256	\$76,846	\$28,572	\$55,005	\$3,414	\$270,093
Property Damage & Loss	\$23,153	\$57,509	\$66,416	\$187,754	\$521,054	\$855,886
Subtotal (Monetary Cost)	\$1,345,974	\$734,783	\$400,918	\$950,825	\$636,405	\$4,068,905
Quality of Life	\$7,529,418	\$3,651,726	\$1,893,117	\$2,341,990	\$202,651	\$15,618,902
Total (Comprehensive Cost)	\$8,875,391	\$4,386,509	\$2,294,035	\$3,292,815	\$839,056	\$19,687,806

Tuscola County Motorcycle Crashes

Injury Severity	Motorcyclist Crash Victims	Motorcyclist Victim Costs
Fatal	1	\$8,815,923
Serious Injury	6	\$3,065,319
Moderate Injury	12	\$1,425,714
Minor Injury	11	\$1,231,719
Property Damage Only	7	\$27,902
Total	37	\$14,566,577
Average cost of crash casualty		\$393,691

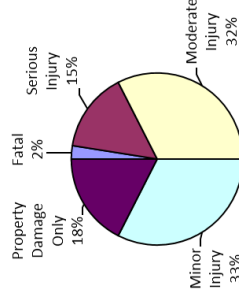
Injury Severity	Non-motorcyclist Crash Victims	Non-motorcyclist Victim Costs
Fatal	0	\$0
Serious Injury	0	\$0
Moderate Injury	1	\$134,943
Minor Injury	2	\$134,401
Property Damage Only	0	\$0
Total	3	\$269,344
Average cost of crash casualty		\$89,781

Motorcyclist Victim Costs in Motorcycle Crashes in Tuscola County (2015 dollars)						
	Fatal	Serious Injury	Moderate Injury	Minor Injury	Property Damage Only	Total
Medical Care	\$11,931	\$250,667	\$108,441	\$94,667	\$968	\$466,675
Future Earnings (Lost Wages)	\$1,209,483	\$367,366	\$182,876	\$155,925	\$1,534	\$1,917,163
Public Services	\$788	\$2,121	\$2,071	\$1,806	\$421	\$7,208
Adjudication & Sanctioning	\$106,257	\$57,011	\$32,049	\$27,457	\$1,299	\$224,073
Property Damage & Loss	\$12,951	\$59,135	\$94,072	\$83,238	\$16,358	\$265,755
Subtotal (Monetary Cost)	\$1,341,410	\$736,301	\$419,509	\$363,093	\$20,562	\$2,880,894
Quality of Life	\$7,474,513	\$2,329,018	\$1,006,205	\$968,626	\$7,321	\$11,685,683
Total (Comprehensive Cost)	\$8,815,923	\$3,065,319	\$1,425,714	\$1,231,719	\$27,902	\$14,566,577

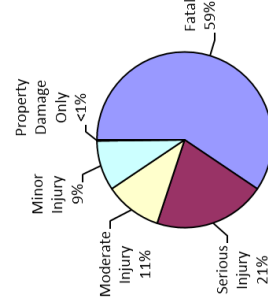
Non-motorcyclist Victim Costs in Motorcycle Crashes in Tuscola County (2015 dollars)						
	Fatal	Serious Injury	Moderate Injury	Minor Injury	Property Damage Only	Total
Medical Care	\$0	\$0	\$6,296	\$11,479	\$0	\$17,774
Future Earnings (Lost Wages)	\$0	\$0	\$11,624	\$17,306	\$0	\$28,930
Public Services	\$0	\$0	\$77	\$116	\$0	\$193
Adjudication & Sanctioning	\$0	\$0	\$1,681	\$2,245	\$0	\$3,926
Property Damage & Loss	\$0	\$0	\$3,907	\$7,663	\$0	\$11,570
Subtotal (Monetary Cost)	\$0	\$0	\$23,563	\$38,809	\$0	\$62,393
Quality of Life	\$0	\$0	\$111,360	\$95,591	\$0	\$206,951
Total (Comprehensive Cost)	\$0	\$0	\$134,943	\$134,401	\$0	\$269,344

Costs of Motorcycle Crashes in Tuscola County (2015 dollars)						
	Fatal	Serious Injury	Moderate Injury	Minor Injury	Property Damage Only	Total
Medical Care	\$11,931	\$250,667	\$114,736	\$106,146	\$968	\$484,449
Future Earnings (Lost Wages)	\$1,209,483	\$367,366	\$194,500	\$173,230	\$1,534	\$1,946,113
Public Services	\$788	\$2,121	\$2,148	\$1,922	\$421	\$7,401
Adjudication & Sanctioning	\$106,257	\$57,011	\$33,729	\$29,702	\$1,299	\$227,999
Property Damage & Loss	\$12,951	\$59,135	\$97,979	\$90,902	\$16,358	\$277,325
Subtotal (Monetary Cost)	\$1,341,410	\$736,301	\$443,092	\$401,902	\$20,562	\$2,943,287
Quality of Life	\$7,474,513	\$2,329,018	\$1,117,565	\$964,217	\$7,321	\$11,892,634
Total (Comprehensive Cost)	\$8,815,923	\$3,065,319	\$1,560,657	\$1,366,120	\$27,902	\$14,835,921

Motorcycle Crash Casualties



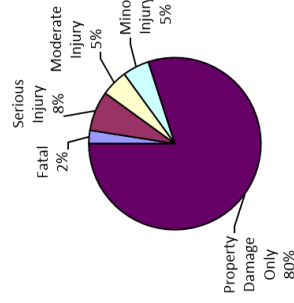
Motorcycle Crash Costs



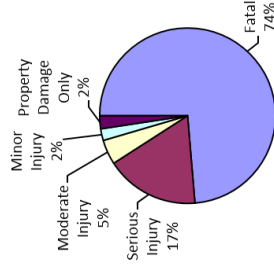
Tuscola County Medium/Large Truck Crashes

Crash Casualty Severity	Crash Casualties	Crash Costs
Fatal	1	\$8,883,936
Serious Injury	3	\$2,077,881
Moderate Injury	2	\$550,062
Minor Injury	2	\$259,008
Property Damage Only	32	\$290,240
Total	40	\$12,061,127
Average cost of crash casualty		\$301,528

Crash Casualties



Crash Costs



Costs of Medium/Large Truck Crashes in Tuscola County (2015 dollars)						
	Fatal	Serious Injury	Moderate Injury	Minor Injury	Property Damage Only	Total
Medical Care	\$11,931	\$125,241	\$35,610	\$16,330	\$11,968	\$201,080
Future Earnings (Lost Wages)	\$1,203,734	\$357,702	\$102,088	\$43,576	\$87,360	\$1,794,460
Public Services	\$900	\$966	\$352	\$386	\$1,504	\$4,108
Adjudication & Sanctioning	\$106,256	\$48,348	\$13,784	\$5,998	\$9,952	\$184,338
Property Damage & Loss	\$31,697	\$37,665	\$18,640	\$13,418	\$108,768	\$210,188
Subtotal (Monetary Cost)	\$1,354,518	\$569,922	\$170,474	\$79,708	\$219,552	\$2,394,174
Quality of Life	\$7,529,418	\$1,507,959	\$379,588	\$179,300	\$70,688	\$9,666,953
Total (Comprehensive Cost)	\$8,883,936	\$2,077,881	\$550,062	\$259,008	\$290,240	\$12,061,127

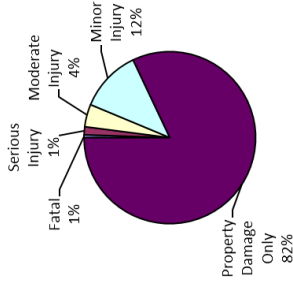
Van Buren County Traffic Crashes and Crime

Index Crime Category	Number of Index Crimes	Index Crime Costs
Murder	2	\$14,577,616
Rape	74	\$29,654,911
Aggravated Assault	119	\$3,740,255
Robbery	19	\$649,405
Larceny	739	\$3,021,692
Burglary	261	\$1,163,870
Motor Vehicle Theft	63	\$575,560
Total	1,277	\$53,383,309
Average cost of index crime		\$41,804

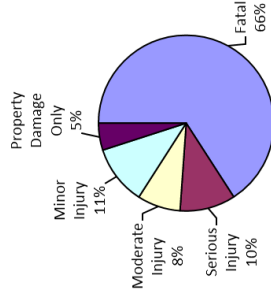
Traffic Crash Casualty Severity	Traffic Crash Casualties	Traffic Crash Costs
Fatal	18	\$169,757,045
Serious Injury	51	\$24,856,882
Moderate Injury	143	\$19,296,884
Minor Injury	395	\$26,544,122
Property Damage Only	2,773	\$12,055,456
Total	3,380	\$242,510,389
Average cost of traffic crash casualty		\$71,749

Costs of Traffic Crashes in Van Buren County (2015 dollars)						
	Fatal	Serious Injury	Moderate Injury	Minor Injury	Property Damage Only	Total
Medical Care	\$214,753	\$1,342,947	\$900,259	\$2,267,088	\$721,625	\$5,446,672
Future Earnings (Lost Wages)	\$21,667,213	\$2,050,588	\$1,662,206	\$3,417,890	\$825,929	\$29,623,836
Public Services	\$16,201	\$8,881	\$10,950	\$22,899	\$60,747	\$119,677
Adjudication & Sanctioning	\$1,912,614	\$435,459	\$240,340	\$443,408	\$49,046	\$3,080,867
Property Damage & Loss	\$416,747	\$325,884	\$558,675	\$1,513,528	\$7,489,442	\$10,301,277
Subtotal (Monetary Cost)	\$24,227,529	\$4,163,768	\$3,372,431	\$7,664,872	\$9,143,789	\$48,572,329
Quality of Life	\$135,529,517	\$20,693,113	\$15,924,453	\$18,879,310	\$2,811,667	\$193,938,060
Total (Comprehensive Cost)	\$159,757,045	\$24,856,882	\$19,296,884	\$26,544,122	\$12,055,456	\$242,510,389

Traffic Crash Casualties

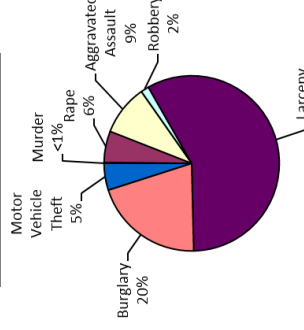


Traffic Crash Costs

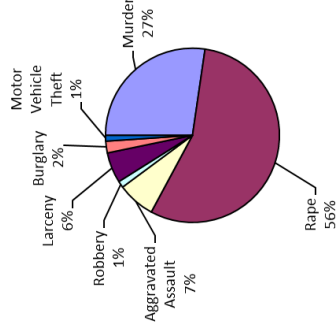


Costs of Index Crimes in Van Buren County (2015 dollars)								
	Murder	Rape	Aggravated Assault	Robbery	Larceny	Burglary	Motor Vehicle Theft	Total
Medical Care	\$55,475	\$664,702	\$184,181	\$29,153	\$0	\$0	\$0	\$933,512
Future Earnings (Lost Wages)	\$1,837,138	\$414,742	\$130,180	\$30,044	\$19,398	\$8,627	\$6,247	\$2,446,376
Public Services	\$5,692	\$58,333	\$39,778	\$7,678	\$325,880	\$117,117	\$16,930	\$571,408
Adjudication & Sanctioning	\$789,740	\$1,822,262	\$1,408,981	\$107,220	\$1,505,046	\$202,600	\$111,770	\$5,946,620
Property Damage and Loss	\$349	\$11,593	\$8,312	\$21,670	\$690,199	\$667,748	\$403,769	\$1,803,640
Subtotal (Monetary Cost)	\$2,687,395	\$2,971,652	\$1,771,432	\$195,765	\$2,540,523	\$996,093	\$538,719	\$11,701,956
Quality of Life	\$11,890,221	\$26,693,280	\$1,968,822	\$453,640	\$481,170	\$167,777	\$36,843	\$41,681,753
Total (Comprehensive Costs)	\$14,577,616	\$29,654,911	\$3,740,255	\$649,405	\$3,021,692	\$1,163,870	\$575,560	\$53,383,309

Index Crimes



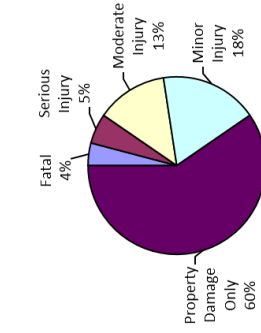
Index Crime Costs



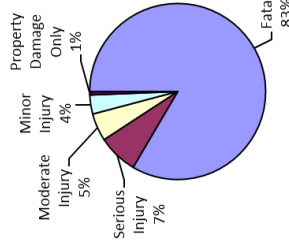
Van Buren County Alcohol-Involved Crashes

Crash Casualty Severity	Crash Casualties	Crash Costs
Fatal	6	\$53,252,348
Serious Injury	8	\$4,678,059
Moderate Injury	19	\$3,239,312
Minor Injury	26	\$2,237,937
Property Damage Only	87	\$398,319
Total	146	\$63,805,976
Average cost of crash casualty		\$437,027

Crash Casualties



Crash Costs

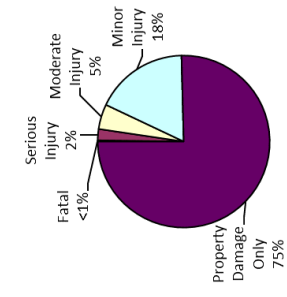


	Costs of Alcohol-Involved Crashes in Van Buren County (2015 dollars)				
	Fatal	Serious Injury	Moderate Injury	Minor Injury	Property Damage Only
Medical Care	\$71,584	\$437,839	\$262,588	\$274,690	\$26,681
Future Earnings (Lost Wages)	\$7,222,404	\$677,783	\$486,103	\$413,263	\$29,716
Public Services	\$5,400	\$3,113	\$3,297	\$2,857	\$2,523
Adjudication & Sanctioning	\$637,538	\$103,165	\$66,617	\$56,528	\$4,174
Property Damage & Loss	\$138,916	\$90,317	\$141,503	\$162,931	\$238,409
Subtotal (Monetary Cost)	\$8,075,843	\$1,312,217	\$960,109	\$910,288	\$301,502
Quality of Life	\$45,176,506	\$3,365,843	\$2,279,204	\$1,327,669	\$96,817
Total (Comprehensive Cost)	\$53,252,348	\$4,678,059	\$3,239,312	\$2,237,937	\$398,319
					\$63,805,976

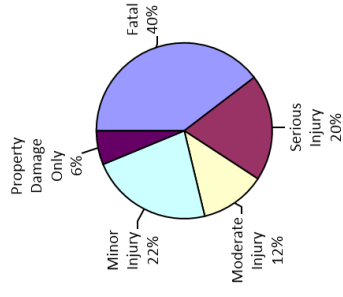
Van Buren County Teen Driver Crashes

Crash Casualty Severity	Crash Casualties	Crash Costs
Fatal	1	\$8,875,391
Serious Injury	9	\$4,386,509
Moderate Injury	20	\$2,698,865
Minor Injury	75	\$5,040,023
Property Damage Only	322	\$1,399,876
Total	427	\$22,400,664
Average cost of crash casualty		\$52,461

Crash Casualties



Crash Costs



Costs of Teen Driver Crashes in Van Buren County (2015 dollars)						
	Fatal	Serious Injury	Moderate Injury	Minor Injury	Property Damage Only	Total
Medical Care	\$11,931	\$236,991	\$125,910	\$430,460	\$83,795	\$889,086
Future Earnings (Lost Wages)	\$1,203,734	\$361,870	\$232,476	\$648,967	\$95,907	\$2,542,954
Public Services	\$900	\$1,567	\$1,531	\$4,348	\$7,054	\$15,401
Adjudication & Sanctioning	\$106,256	\$76,846	\$33,614	\$84,191	\$5,695	\$306,603
Property Damage & Loss	\$23,153	\$57,509	\$78,136	\$287,379	\$869,324	\$1,315,500
Subtotal (Monetary Cost)	\$1,345,974	\$734,783	\$471,669	\$1,455,344	\$1,061,774	\$5,069,543
Quality of Life	\$7,529,418	\$3,651,726	\$2,227,196	\$3,584,679	\$338,102	\$17,331,121
Total (Comprehensive Cost)	\$8,875,391	\$4,386,509	\$2,698,865	\$5,040,023	\$1,399,876	\$22,400,664

Van Buren County Motorcycle Crashes

Injury Severity	Motorcyclist Crash Victims	Motorcyclist Victim Costs
Fatal	1	\$8,815,923
Serious Injury	5	\$2,554,433
Moderate Injury	18	\$2,138,570
Minor Injury	6	\$671,847
Property Damage Only	7	\$27,902
Total	37	\$14,208,675
Average cost of crash casualty		\$384,018

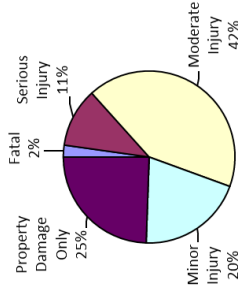
Injury Severity	Non-motorcyclist Crash Victims	Non-motorcyclist Victim Costs
Fatal	0	\$0
Serious Injury	0	\$0
Moderate Injury	1	\$134,943
Minor Injury	3	\$201,601
Property Damage Only	4	\$11,338
Total	8	\$347,882
Average cost of crash casualty		\$43,485

Motorcyclist Victim Costs in Motorcycle Crashes in Van Buren County (2015 dollars)						
	Fatal	Serious Injury	Moderate Injury	Minor Injury	Property Damage Only	Total
Medical Care	\$11,931	\$208,889	\$162,661	\$51,637	\$968	\$436,087
Future Earnings (Lost Wages)	\$1,209,483	\$306,138	\$274,314	\$85,050	\$1,534	\$1,876,519
Public Services	\$788	\$1,768	\$3,107	\$965	\$421	\$7,069
Adjudication & Sanctioning	\$106,257	\$47,510	\$48,073	\$14,976	\$1,299	\$218,115
Property Damage & Loss	\$12,951	\$49,279	\$141,108	\$45,403	\$16,358	\$265,100
Subtotal (Monetary Cost)	\$1,341,410	\$613,584	\$629,263	\$198,051	\$20,562	\$2,802,869
Quality of Life	\$7,474,513	\$1,940,849	\$1,509,308	\$473,796	\$7,321	\$11,405,786
Total (Comprehensive Cost)	\$8,815,923	\$2,554,433	\$2,138,570	\$671,847	\$27,902	\$14,208,675

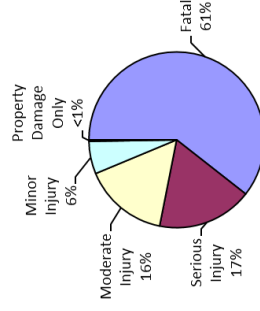
Non-motorcyclist Victim Costs in Motorcycle Crashes in Van Buren County (2015 dollars)						
	Fatal	Serious Injury	Moderate Injury	Minor Injury	Property Damage Only	Total
Medical Care	\$0	\$0	\$6,296	\$17,218	\$0	\$23,514
Future Earnings (Lost Wages)	\$0	\$0	\$11,624	\$25,959	\$354	\$37,936
Public Services	\$0	\$0	\$77	\$174	\$84	\$334
Adjudication & Sanctioning	\$0	\$0	\$1,681	\$3,368	\$0	\$5,048
Property Damage & Loss	\$0	\$0	\$3,907	\$11,495	\$10,900	\$26,302
Subtotal (Monetary Cost)	\$0	\$0	\$23,583	\$58,214	\$11,338	\$93,135
Quality of Life	\$0	\$0	\$111,360	\$143,387	\$0	\$254,747
Total (Comprehensive Cost)	\$0	\$0	\$134,943	\$201,601	\$11,338	\$347,882

Costs of Motorcycle Crashes in Van Buren County (2015 dollars)						
	Fatal	Serious Injury	Moderate Injury	Minor Injury	Property Damage Only	Total
Medical Care	\$11,931	\$208,889	\$168,957	\$68,855	\$968	\$469,600
Future Earnings (Lost Wages)	\$1,209,483	\$306,138	\$285,938	\$111,008	\$1,888	\$1,914,455
Public Services	\$788	\$1,768	\$3,163	\$1,159	\$505	\$7,404
Adjudication & Sanctioning	\$106,257	\$47,510	\$49,754	\$18,344	\$1,299	\$223,164
Property Damage & Loss	\$12,951	\$49,279	\$145,015	\$56,898	\$27,258	\$291,402
Subtotal (Monetary Cost)	\$1,341,410	\$613,584	\$652,846	\$256,265	\$31,919	\$2,896,024
Quality of Life	\$7,474,513	\$1,940,849	\$1,620,667	\$617,183	\$7,321	\$11,660,533
Total (Comprehensive Cost)	\$8,815,923	\$2,554,433	\$2,273,514	\$873,448	\$39,240	\$14,556,557

Motorcycle Crash Casualties



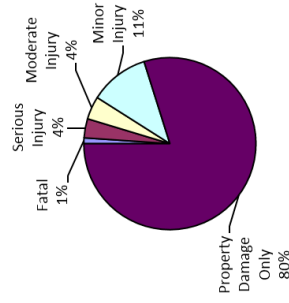
Motorcycle Crash Costs



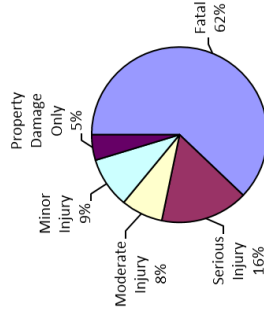
Van Buren County Medium/Large Truck Crashes

Crash Casualty Severity	Crash Casualties	Crash Costs
Fatal	3	\$26,651,807
Serious Injury	10	\$6,926,270
Moderate Injury	12	\$3,300,372
Minor Injury	31	\$4,014,624
Property Damage Only	222	\$2,013,540
Total	278	\$42,906,613
Average cost of crash casualty		\$154,340

Crash Casualties



Crash Costs



Costs of Medium/Large Truck Crashes in Van Buren County (2015 dollars)						
	Fatal	Serious Injury	Moderate Injury	Minor Injury	Property Damage Only	Total
Medical Care	\$35,792	\$417,470	\$213,660	\$253,115	\$83,028	\$1,003,065
Future Earnings (Lost Wages)	\$3,611,202	\$1,192,340	\$612,528	\$675,428	\$606,060	\$6,697,558
Public Services	\$2,700	\$3,220	\$2,112	\$5,983	\$10,434	\$24,449
Adjudication & Sanctioning	\$318,769	\$161,160	\$82,704	\$92,969	\$69,042	\$724,644
Property Damage & Loss	\$95,091	\$125,550	\$111,840	\$207,979	\$754,578	\$1,295,038
Subtotal (Monetary Cost)	\$4,063,555	\$1,899,740	\$1,022,844	\$1,235,474	\$1,523,142	\$9,744,755
Quality of Life	\$22,588,253	\$5,026,530	\$2,277,528	\$2,779,150	\$490,398	\$33,161,859
Total (Comprehensive Cost)	\$26,651,807	\$6,926,270	\$3,300,372	\$4,014,624	\$2,013,540	\$42,906,613

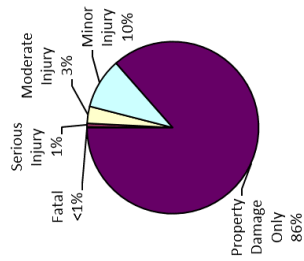
Washtenaw County Traffic Crashes and Crime

Index Crime Category	Number of Index Crimes	Index Crime Costs
Murder	6	\$43,732,848
Rape	191	\$76,541,731
Aggravated Assault	639	\$20,084,225
Robbery	186	\$6,357,333
Larceny	4,285	\$17,520,908
Burglary	1,057	\$4,713,449
Motor Vehicle Theft	315	\$2,877,800
Total	6,679	\$171,828,294
Average cost of index crime		\$25,727

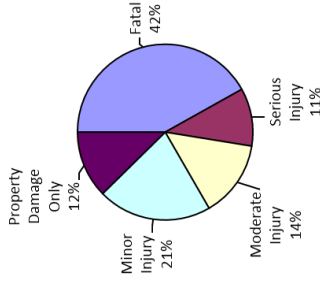
Traffic Crash Casualty Severity	Traffic Crash Casualties	Traffic Crash Costs
Fatal	27	\$239,635,568
Serious Injury	125	\$60,923,730
Moderate Injury	598	\$80,696,059
Minor Injury	1,786	\$120,019,750
Property Damage Only	16,245	\$70,624,194
Total	18,781	\$571,899,301
Average cost of traffic crash casualty		\$30,451

Costs of Traffic Crashes in Washtenaw County (2015 dollars)						Total
	Fatal	Serious Injury	Moderate Injury	Minor Injury	Property Damage Only	
Medical Care	\$322,130	\$3,291,536	\$3,764,719	\$10,250,680	\$4,227,478	\$21,856,543
Future Earnings (Lost Wages)	\$32,500,820	\$5,025,974	\$6,951,043	\$15,454,056	\$4,839,519	\$64,770,412
Public Services	\$24,301	\$21,767	\$45,791	\$103,537	\$355,872	\$551,269
Adjudication & Sanctioning	\$2,868,921	\$1,067,301	\$1,005,060	\$2,004,876	\$287,327	\$7,233,485
Property Damage & Loss	\$625,121	\$798,735	\$2,336,279	\$6,843,444	\$43,857,647	\$54,461,226
Subtotal (Monetary Cost)	\$36,341,293	\$10,205,315	\$14,102,892	\$34,658,593	\$53,866,843	\$148,872,936
Quality of Life	\$203,294,275	\$50,718,415	\$66,593,167	\$85,363,157	\$17,057,351	\$423,028,365
Total (Comprehensive Cost)	\$239,635,568	\$60,923,730	\$80,696,059	\$120,019,750	\$70,624,194	\$571,899,301

Traffic Crash Casualties

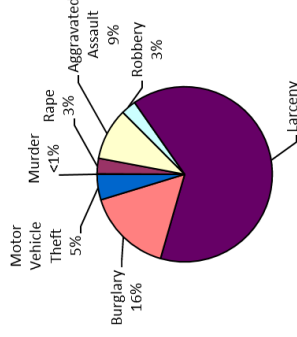


Traffic Crash Costs

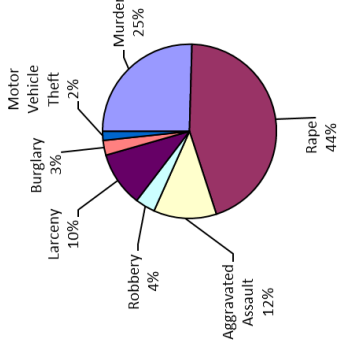


Costs of Index Crimes in Washtenaw County (2015 dollars)							Total
	Murder	Rape	Aggravated Assault	Robbery	Larceny	Burglary	Motor Vehicle Theft
Medical Care	\$166,426	\$1,715,650	\$989,007	\$265,368	\$0	\$0	\$0
Future Earnings (Lost Wages)	\$5,511,414	\$1,070,482	\$699,035	\$294,113	\$112,476	\$34,938	\$31,236
Public Services	\$17,075	\$150,562	\$213,599	\$75,166	\$1,889,574	\$474,303	\$84,651
Adjudication & Sanctioning	\$2,368,221	\$4,703,406	\$7,565,871	\$1,049,632	\$820,492	\$558,652	\$25,791,296
Property Damage and Loss	\$1,048	\$29,922	\$44,633	\$212,135	\$4,002,034	\$2,704,262	\$2,018,843
Subtotal (Monetary Cost)	\$8,062,184	\$7,670,022	\$9,512,145	\$1,916,435	\$14,790,906	\$4,033,866	\$2,693,583
Quality of Life	\$35,670,664	\$68,871,709	\$10,572,080	\$4,440,898	\$2,790,003	\$679,463	\$184,217
Total (Comprehensive Costs)	\$43,732,848	\$76,541,731	\$20,084,225	\$6,357,333	\$17,520,908	\$4,713,449	\$2,877,800
Average cost of index crime							\$25,727

Index Crimes



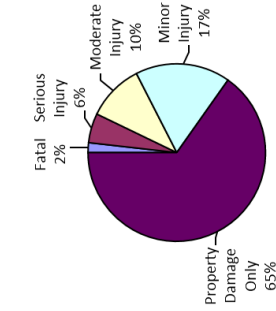
Index Crime Costs



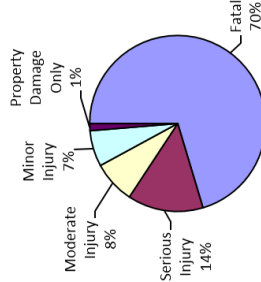
Washtenaw County Alcohol-Involved Crashes

Crash Casualty Severity	Crash Casualties	Crash Costs
Fatal	9	\$79,878,523
Serious Injury	27	\$15,788,450
Moderate Injury	52	\$8,865,487
Minor Injury	87	\$7,488,480
Property Damage Only	328	\$1,501,710
Total	503	\$113,522,649
Average cost of crash casualty		\$225,691

Crash Casualties



Crash Costs

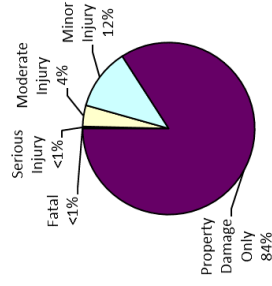


Costs of Alcohol-Involved Crashes in Washtenaw County (2015 dollars)						
	Fatal	Serious Injury	Moderate Injury	Minor Injury	Property Damage Only	Total
Medical Care	\$107,377	\$1,477,707	\$718,661	\$919,155	\$100,590	\$3,323,490
Future Earnings (Lost Wages)	\$10,833,607	\$2,287,519	\$1,330,388	\$1,382,840	\$112,031	\$15,946,385
Public Services	\$8,100	\$10,505	\$9,024	\$9,559	\$9,510	\$46,699
Adjudication & Sanctioning	\$956,307	\$348,181	\$182,321	\$189,150	\$15,738	\$1,691,697
Property Damage & Loss	\$208,374	\$304,820	\$387,271	\$545,191	\$898,829	\$2,344,485
Subtotal (Monetary Cost)	\$12,113,764	\$4,428,731	\$2,627,666	\$3,045,895	\$1,136,698	\$23,352,755
Quality of Life	\$67,764,758	\$11,359,719	\$6,237,821	\$4,442,585	\$365,012	\$90,169,895
Total (Comprehensive Cost)	\$79,878,523	\$15,788,450	\$8,865,487	\$7,488,480	\$1,501,710	\$113,522,649

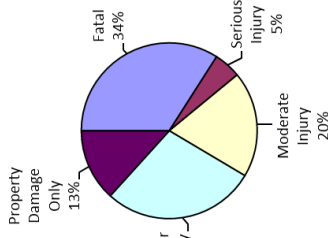
Washtenaw County Teen Driver Crashes

Crash Casualty Severity	Crash Casualties	Crash Costs
Fatal	3	\$26,626,174
Serious Injury	8	\$3,899,119
Moderate Injury	113	\$15,248,586
Minor Injury	328	\$22,041,701
Property Damage Only	2,389	\$10,386,039
Total	2,841	\$78,201,619
Average cost of crash casualty		\$27,526

Crash Casualties



Crash Costs



Costs of Teen Driver Crashes in Washtenaw County (2015 dollars)						
	Fatal	Serious Injury	Moderate Injury	Minor Injury	Property Damage Only	Total
Medical Care	\$35,792	\$210,658	\$711,393	\$1,882,544	\$621,696	\$3,462,083
Future Earnings (Lost Wages)	\$3,611,202	\$321,662	\$1,313,491	\$2,838,147	\$711,556	\$8,796,059
Public Services	\$2,700	\$1,393	\$8,653	\$19,015	\$62,335	\$84,095
Adjudication & Sanctioning	\$318,769	\$68,307	\$189,919	\$368,197	\$42,254	\$987,447
Property Damage & Loss	\$69,458	\$51,119	\$441,471	\$1,256,803	\$6,449,733	\$8,268,584
Subtotal (Monetary Cost)	\$4,037,921	\$653,140	\$2,664,928	\$6,364,705	\$7,877,574	\$21,598,268
Quality of Life	\$22,588,253	\$3,245,979	\$12,583,659	\$15,676,996	\$2,508,465	\$56,603,351
Total (Comprehensive Cost)	\$26,626,174	\$3,899,119	\$15,248,586	\$22,041,701	\$10,386,039	\$78,201,619

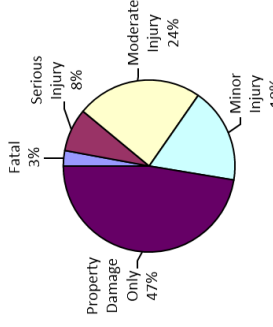
Washtenaw County Motorcycle Crashes

Injury Severity	Motorcyclist Crash Victims	Motorcyclist Victim Costs
Fatal	5	\$44,079,616
Serious Injury	14	\$7,152,411
Moderate Injury	39	\$4,633,569
Minor Injury	28	\$3,135,285
Property Damage Only	46	\$183,357
Total	132	\$59,184,239
Average cost of crash casualty		\$448,365

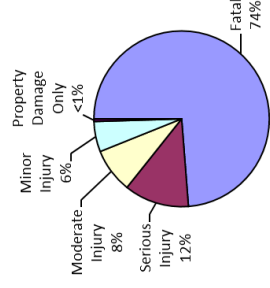
Injury Severity	Non-motorcyclist Crash Victims	Non-motorcyclist Victim Costs
Fatal	0	\$0
Serious Injury	0	\$0
Moderate Injury	2	\$269,886
Minor Injury	3	\$201,601
Property Damage Only	36	\$102,039
Total	41	\$573,527
Average cost of crash casualty		\$13,988

Motorcyclist Victim Costs in Motorcycle Crashes in Washtenaw County (2015 dollars)						
	Fatal	Serious Injury	Moderate Injury	Minor Injury	Property Damage Only	Total
Medical Care	\$59,654	\$584,890	\$352,433	\$240,972	\$6,364	\$1,244,312
Future Earnings (Lost Wages)	\$6,047,415	\$857,187	\$594,347	\$396,899	\$10,083	\$7,905,929
Public Services	\$3,941	\$4,950	\$6,731	\$4,597	\$2,768	\$22,988
Adjudication & Sanctioning	\$531,284	\$133,027	\$104,159	\$69,890	\$8,537	\$846,897
Property Damage & Loss	\$64,756	\$137,982	\$305,734	\$211,880	\$107,498	\$827,849
Subtotal (Monetary Cost)	\$6,707,050	\$1,716,036	\$1,363,403	\$924,237	\$136,250	\$10,847,976
Quality of Life	\$37,372,567	\$5,434,376	\$3,270,166	\$2,211,047	\$46,107	\$48,336,263
Total (Comprehensive Cost)	\$44,079,616	\$7,152,411	\$4,633,569	\$3,135,285	\$183,357	\$59,184,239

Motorcycle Crash Casualties



Motorcycle Crash Costs



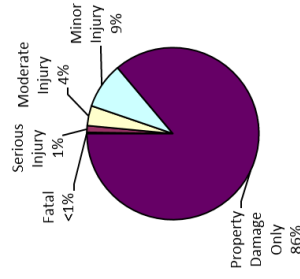
Non-motorcyclist Victim Costs in Motorcycle Crashes in Washtenaw County (2015 dollars)						
	Fatal	Serious Injury	Moderate Injury	Minor Injury	Property Damage Only	Total
Medical Care	\$0	\$0	\$12,591	\$17,218	\$0	\$29,809
Future Earnings (Lost Wages)	\$0	\$0	\$23,248	\$25,959	\$3,185	\$52,391
Public Services	\$0	\$0	\$153	\$174	\$754	\$1,081
Adjudication & Sanctioning	\$0	\$0	\$3,361	\$3,368	\$0	\$6,729
Property Damage & Loss	\$0	\$0	\$7,814	\$11,495	\$98,100	\$117,409
Subtotal (Monetary Cost)	\$0	\$0	\$47,167	\$58,214	\$102,039	\$207,420
Quality of Life	\$0	\$0	\$222,720	\$143,387	\$0	\$366,107
Total (Comprehensive Cost)	\$0	\$0	\$269,886	\$201,601	\$102,039	\$573,527

Costs of Motorcycle Crashes in Washtenaw County (2015 dollars)						
	Fatal	Serious Injury	Moderate Injury	Minor Injury	Property Damage Only	Total
Medical Care	\$59,654	\$584,890	\$365,024	\$258,190	\$6,364	\$1,274,122
Future Earnings (Lost Wages)	\$6,047,415	\$857,187	\$617,594	\$422,857	\$13,267	\$7,958,320
Public Services	\$3,941	\$4,950	\$6,894	\$4,771	\$3,523	\$24,069
Adjudication & Sanctioning	\$531,284	\$133,027	\$107,520	\$73,258	\$8,537	\$853,626
Property Damage & Loss	\$64,756	\$137,982	\$313,548	\$223,375	\$205,598	\$945,258
Subtotal (Monetary Cost)	\$6,707,050	\$1,716,036	\$1,410,570	\$982,451	\$237,290	\$11,055,395
Quality of Life	\$37,372,567	\$5,434,376	\$3,492,896	\$2,354,434	\$46,107	\$48,702,370
Total (Comprehensive Cost)	\$44,079,616	\$7,152,411	\$4,903,456	\$3,336,886	\$285,397	\$59,757,765

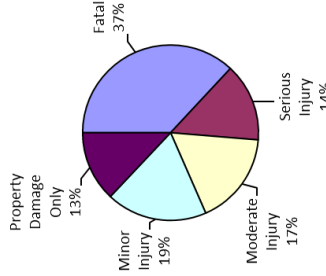
Washtenaw County Medium/Large Truck Crashes

Crash Casualty Severity	Crash Casualties	Crash Costs
Fatal	2	\$17,767,872
Serious Injury	10	\$6,926,270
Moderate Injury	30	\$8,250,930
Minor Injury	69	\$8,935,776
Property Damage Only	689	\$6,249,230
Total	800	\$48,130,078
Average cost of crash casualty		\$60,163

Crash Casualties



Crash Costs



Costs of Medium/Large Truck Crashes in Washtenaw County (2015 dollars)						
	Fatal	Serious Injury	Moderate Injury	Minor Injury	Property Damage Only	Total
Medical Care	\$23,861	\$417,470	\$534,150	\$563,385	\$257,686	\$1,796,552
Future Earnings (Lost Wages)	\$2,407,468	\$1,192,340	\$1,531,320	\$1,503,372	\$1,880,970	\$8,515,470
Public Services	\$1,800	\$3,220	\$5,280	\$13,317	\$32,383	\$56,000
Adjudication & Sanctioning	\$212,513	\$161,160	\$206,760	\$206,931	\$214,279	\$1,001,643
Property Damage & Loss	\$63,394	\$125,550	\$279,600	\$462,921	\$2,341,911	\$3,273,376
Subtotal (Monetary Cost)	\$2,709,036	\$1,899,740	\$2,557,110	\$2,749,926	\$4,727,229	\$14,643,041
Quality of Life	\$15,058,835	\$5,026,530	\$5,693,820	\$6,185,850	\$1,522,001	\$33,487,036
Total (Comprehensive Cost)	\$17,767,872	\$6,926,270	\$8,250,930	\$8,935,776	\$6,249,230	\$48,130,078

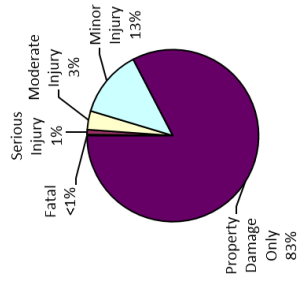
Wayne County Traffic Crashes and Crime

Index Crime Category	Number of Index Crimes	Index Crime Costs
Murder	324	\$2,361,573,805
Rape	970	\$388,719,785
Aggravated Assault	9,353	\$293,971,449
Robbery	4,366	\$149,226,427
Larceny	26,610	\$108,805,455
Burglary	12,339	\$55,022,937
Motor Vehicle Theft	8,017	\$73,242,293
Total	61,979	\$3,430,562,150
Average cost of index crime		\$55,350

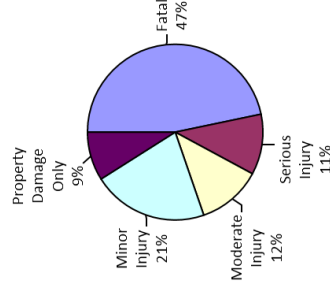
Traffic Crash Casualty Severity	Traffic Crash Casualties	Traffic Crash Costs
Fatal	195	\$1,730,701,322
Serious Injury	846	\$412,331,803
Moderate Injury	3,254	\$439,105,311
Minor Injury	11,752	\$789,738,022
Property Damage Only	76,379	\$332,053,265
Total	92,426	\$3,703,929,723
Average cost of traffic crash casualty		\$40,075

Costs of Traffic Crashes in Wayne County (2015 dollars)						Total
	Fatal	Serious Injury	Moderate Injury	Minor Injury	Property Damage Only	
Medical Care	\$2,326,496	\$2,277,117	\$20,485,611	\$67,450,163	\$19,876,303	\$132,415,691
Future Earnings (Lost Wages)	\$234,728,142	\$34,015,795	\$37,823,901	\$101,668,729	\$22,749,230	\$431,005,797
Public Services	\$175,507	\$147,322	\$249,172	\$688,129	\$1,673,202	\$2,925,482
Adjudication & Sanctioning	\$20,719,984	\$7,223,493	\$5,469,005	\$13,192,221	\$1,350,922	\$47,955,626
Property Damage & Loss	\$4,514,763	\$5,405,841	\$12,712,795	\$45,030,320	\$206,205,184	\$273,868,903
Subtotal (Monetary Cost)	\$262,464,892	\$69,089,569	\$76,740,484	\$228,042,712	\$251,864,842	\$888,172,499
Quality of Life	\$1,468,236,430	\$343,262,234	\$362,364,827	\$561,695,310	\$80,198,423	\$2,815,757,225
Total (Comprehensive Cost)	\$1,730,701,322	\$412,331,803	\$439,105,311	\$789,738,022	\$332,053,265	\$3,703,929,723

Traffic Crash Casualties

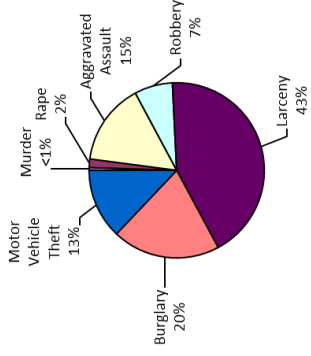


Traffic Crash Costs

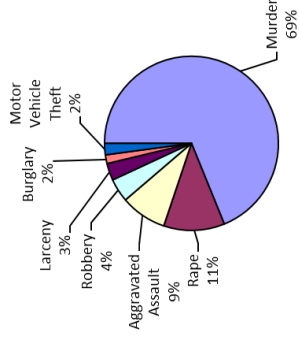


Costs of Index Crimes in Wayne County (2015 dollars)							Total
	Murder	Rape	Aggravated Assault	Robbery	Larceny	Burglary	Motor Vehicle Theft
Medical Care	\$8,987,030	\$8,712,989	\$14,476,023	\$6,698,951	\$0	\$0	\$0
Future Earnings (Lost Wages)	\$297,616,352	\$5,436,480	\$10,231,731	\$6,903,747	\$698,482	\$407,855	\$794,985
Public Services	\$922,038	\$794,633	\$3,126,438	\$1,764,363	\$11,734,319	\$5,636,827	\$2,154,448
Adjudication & Sanctioning	\$127,775,930	\$23,866,408	\$110,741,149	\$24,638,134	\$54,193,866	\$9,578,102	\$14,223,236
Property Damage and Loss	\$56,577	\$151,959	\$653,286	\$4,979,481	\$24,852,773	\$31,568,967	\$51,381,164
Subtotal (Monetary Cost)	\$435,357,926	\$38,962,469	\$139,228,627	\$44,994,687	\$17,479,440	\$47,091,152	\$88,953,836
Quality of Life	\$1,926,215,879	\$349,767,317	\$154,742,822	\$104,241,730	\$17,326,015	\$7,931,784	\$4,688,457
Total (Comprehensive Costs)	\$2,361,573,805	\$388,719,785	\$293,971,449	\$149,226,427	\$108,805,455	\$55,022,937	\$73,242,293

Index Crimes



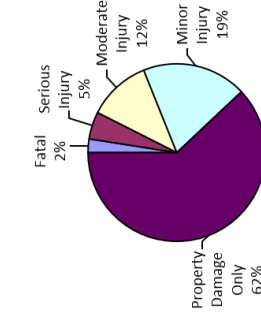
Index Crime Costs



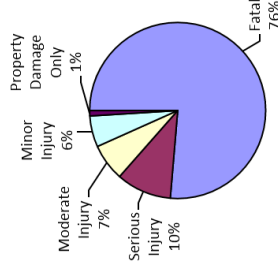
Wayne County Alcohol-Involved Crashes

Crash Casualty Severity	Crash Casualties	Crash Costs
Fatal	59	\$523,648,092
Serious Injury	119	\$69,586,133
Moderate Injury	274	\$46,714,296
Minor Injury	455	\$39,163,890
Property Damage Only	1,481	\$6,780,585
Total	2,388	\$685,892,996
Average cost of crash casualty		\$287,225

Crash Casualties



Crash Costs

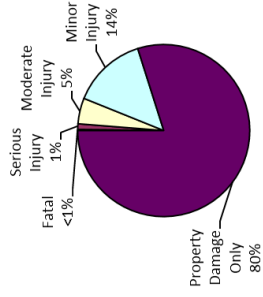


Costs of Alcohol-Involved Crashes in Wayne County (2015 dollars)						
	Fatal	Serious Injury	Moderate Injury	Minor Injury	Property Damage Only	Total
Medical Care	\$703,914	\$6,512,857	\$3,786,790	\$4,807,076	\$454,188	\$16,264,825
Future Earnings (Lost Wages)	\$71,020,310	\$10,082,026	\$7,010,123	\$7,232,095	\$505,848	\$95,850,402
Public Services	\$53,102	\$46,300	\$47,549	\$49,992	\$42,942	\$239,885
Adjudication & Sanctioning	\$6,269,123	\$1,534,574	\$960,693	\$989,234	\$71,061	\$9,824,685
Property Damage & Loss	\$1,366,005	\$1,343,467	\$2,040,622	\$2,851,285	\$4,058,431	\$11,659,810
Subtotal (Monetary Cost)	\$79,412,455	\$19,519,224	\$13,845,777	\$15,929,692	\$5,132,469	\$133,839,607
Quality of Life	\$444,235,638	\$50,066,909	\$32,868,518	\$23,234,208	\$1,648,116	\$552,063,390
Total (Comprehensive Cost)	\$523,648,092	\$69,586,133	\$46,714,296	\$39,163,890	\$6,780,585	\$685,892,996

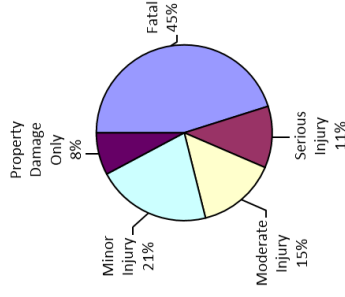
Wayne County Teen Driver Crashes

Crash Casualty Severity	Crash Casualties	Crash Costs
Fatal	26	\$230,760,176
Serious Injury	119	\$57,999,391
Moderate Injury	555	\$74,893,500
Minor Injury	1,606	\$107,923,695
Property Damage Only	9,156	\$39,805,178
Total	11,462	\$511,381,940
Average cost of crash casualty		\$44,615

Crash Casualties



Crash Costs



	Costs of Teen Driver Crashes in Wayne County (2015 dollars)					Total
	Fatal	Serious Injury	Moderate Injury	Minor Injury	Property Damage Only	
Medical Care	\$310,199	\$3,133,543	\$3,494,012	\$9,217,577	\$2,382,689	\$18,538,020
Future Earnings (Lost Wages)	\$31,297,086	\$4,784,728	\$6,451,218	\$13,896,537	\$2,727,084	\$59,156,652
Public Services	\$23,401	\$20,723	\$42,499	\$93,102	\$200,577	\$380,301
Adjudication & Sanctioning	\$2,762,665	\$1,016,071	\$932,790	\$1,802,817	\$161,943	\$6,676,285
Property Damage & Loss	\$601,968	\$760,396	\$2,168,286	\$6,153,735	\$24,719,028	\$34,403,413
Subtotal (Monetary Cost)	\$34,995,319	\$9,715,459	\$13,088,804	\$31,163,767	\$30,191,321	\$119,154,671
Quality of Life	\$195,764,857	\$48,283,931	\$61,804,695	\$76,799,927	\$9,613,857	\$392,227,268
Total (Comprehensive Cost)	\$230,760,176	\$57,999,391	\$74,893,500	\$107,923,695	\$39,805,178	\$511,381,940

Wayne County Motorcycle Crashes

Injury Severity	Motorcyclist Crash Victims	Motorcyclist Victim Costs
Fatal	30	\$264,477,697
Serious Injury	52	\$26,566,098
Moderate Injury	159	\$18,890,706
Minor Injury	121	\$13,548,909
Property Damage Only	205	\$817,137
Total	567	\$324,300,546
Average cost of crash casualty		\$571,959

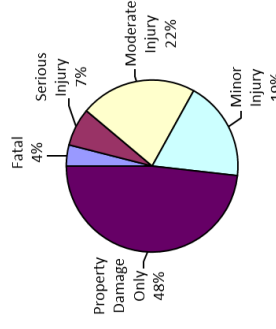
Injury Severity	Non-motorcyclist Crash Victims	Non-motorcyclist Victim Costs
Fatal	1	\$8,875,391
Serious Injury	4	\$1,949,559
Moderate Injury	13	\$1,754,262
Minor Injury	26	\$1,747,208
Property Damage Only	173	\$490,355
Total	217	\$14,816,776
Average cost of crash casualty		\$68,280

Motorcyclist Victim Costs in Motorcycle Crashes in Wayne County (2015 dollars)						
	Fatal	Serious Injury	Moderate Injury	Minor Injury	Property Damage Only	Total
Medical Care	\$357,922	\$2,172,448	\$1,436,841	\$1,041,342	\$28,363	\$5,036,916
Future Earnings (Lost Wages)	\$36,284,488	\$3,183,836	\$2,423,105	\$1,715,170	\$44,933	\$43,651,532
Public Services	\$23,648	\$18,386	\$27,443	\$19,866	\$12,338	\$101,680
Adjudication & Sanctioning	\$3,187,704	\$494,099	\$424,646	\$302,026	\$38,047	\$4,446,523
Property Damage & Loss	\$388,535	\$512,505	\$1,246,454	\$915,623	\$479,065	\$3,542,182
Subtotal (Monetary Cost)	\$40,242,298	\$6,381,273	\$5,558,489	\$3,984,026	\$602,747	\$56,778,833
Quality of Life	\$224,235,399	\$20,184,825	\$13,332,217	\$9,554,882	\$214,390	\$267,521,714
Total (Comprehensive Cost)	\$264,477,697	\$26,566,098	\$18,890,706	\$13,548,909	\$817,137	\$324,300,546

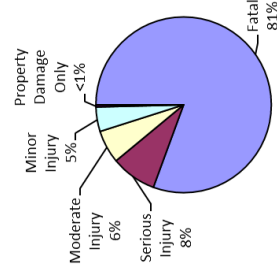
Non-motorcyclist Victim Costs in Motorcycle Crashes in Wayne County (2015 dollars)						
	Fatal	Serious Injury	Moderate Injury	Minor Injury	Property Damage Only	Total
Medical Care	\$11,931	\$105,329	\$81,842	\$149,226	\$0	\$348,328
Future Earnings (Lost Wages)	\$1,203,734	\$160,831	\$151,110	\$224,975	\$15,305	\$1,755,955
Public Services	\$900	\$697	\$995	\$1,507	\$3,625	\$7,724
Adjudication & Sanctioning	\$106,256	\$34,154	\$21,849	\$29,186	\$0	\$191,445
Property Damage & Loss	\$23,153	\$25,560	\$50,789	\$99,625	\$471,425	\$670,550
Subtotal (Monetary Cost)	\$1,345,974	\$326,570	\$306,585	\$504,519	\$490,355	\$2,974,003
Quality of Life	\$7,529,418	\$1,622,989	\$1,447,678	\$1,242,689	\$0	\$11,842,773
Total (Comprehensive Cost)	\$8,875,391	\$1,949,559	\$1,754,262	\$1,747,208	\$490,355	\$14,816,776

Costs of Motorcycle Crashes in Wayne County (2015 dollars)						
	Fatal	Serious Injury	Moderate Injury	Minor Injury	Property Damage Only	Total
Medical Care	\$369,853	\$2,277,777	\$1,518,683	\$1,190,568	\$28,363	\$5,385,244
Future Earnings (Lost Wages)	\$37,488,222	\$3,344,667	\$2,574,215	\$1,940,145	\$60,238	\$45,407,487
Public Services	\$24,548	\$19,082	\$26,438	\$21,373	\$15,963	\$109,404
Adjudication & Sanctioning	\$3,293,961	\$528,253	\$446,495	\$331,212	\$38,047	\$4,637,968
Property Damage & Loss	\$411,687	\$538,064	\$1,297,242	\$1,015,248	\$950,490	\$4,212,732
Subtotal (Monetary Cost)	\$41,988,272	\$6,707,843	\$5,865,074	\$4,498,646	\$1,093,102	\$59,752,836
Quality of Life	\$231,764,817	\$21,807,815	\$14,779,894	\$10,797,571	\$214,390	\$279,364,487
Total (Comprehensive Cost)	\$273,353,088	\$28,515,658	\$20,644,968	\$15,296,117	\$1,307,492	\$339,117,322

Motorcycle Crash Casualties



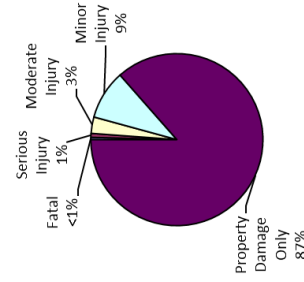
Motorcycle Crash Costs



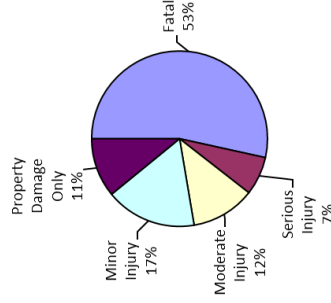
Wayne County Medium/Large Truck Crashes

Crash Casualty Severity	Crash Casualties	Crash Costs
Fatal	17	\$151,026,908
Serious Injury	29	\$20,086,183
Moderate Injury	121	\$33,278,751
Minor Injury	365	\$47,268,960
Property Damage Only	3,403	\$30,865,210
Total	3,935	\$282,526,012
Average cost of crash casualty		\$71,798

Crash Casualties



Crash Costs



Costs of Medium/Large Truck Crashes in Wayne County (2015 dollars)						
	Fatal	Serious Injury	Moderate Injury	Minor Injury	Property Damage Only	Total
Medical Care	\$202,823	\$1,210,663	\$2,154,405	\$2,980,225	\$1,272,722	\$7,820,838
Future Earnings (Lost Wages)	\$20,463,479	\$3,457,786	\$6,176,324	\$7,952,620	\$9,290,190	\$47,340,399
Public Services	\$15,301	\$9,338	\$21,296	\$70,445	\$169,941	\$276,321
Adjudication & Sanctioning	\$1,806,358	\$467,364	\$833,932	\$1,094,635	\$1,058,333	\$5,260,622
Property Damage & Loss	\$538,849	\$364,095	\$1,127,720	\$2,448,785	\$11,566,797	\$16,046,246
Subtotal (Monetary Cost)	\$23,026,809	\$5,509,246	\$10,313,677	\$14,546,710	\$23,347,983	\$76,744,425
Quality of Life	\$128,000,099	\$14,576,937	\$22,965,074	\$32,722,250	\$7,517,227	\$205,781,587
Total (Comprehensive Cost)	\$151,026,908	\$20,086,183	\$33,278,751	\$47,268,960	\$30,865,210	\$282,526,012

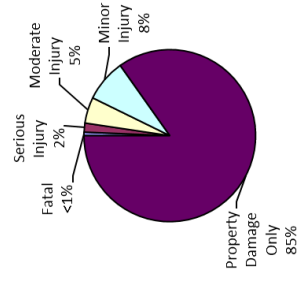
Wexford County Traffic Crashes and Crime

Index Crime Category	Number of Index Crimes	Index Crime Costs
Murder	0	\$0
Rape	42	\$16,831,166
Aggravated Assault	38	\$1,194,367
Robbery	2	\$68,358
Larceny	317	\$1,296,179
Burglary	152	\$677,809
Motor Vehicle Theft	19	\$173,582
Total	570	\$20,241,461
Average cost of index crime		\$35,511

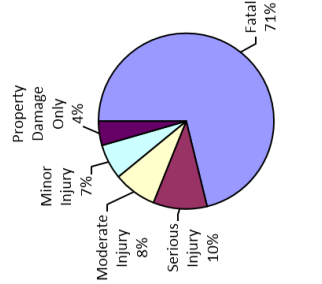
Traffic Crash Casualty Severity	Traffic Crash Casualties	Traffic Crash Costs
Fatal	11	\$97,629,305
Serious Injury	28	\$13,646,915
Moderate Injury	81	\$10,930,403
Minor Injury	132	\$8,870,441
Property Damage Only	1,406	\$6,112,503
Total	1,658	\$137,189,567
Average cost of traffic crash casualty		\$82,744

Costs of Traffic Crashes in Wexford County (2015 dollars)						
	Fatal	Serious Injury	Moderate Injury	Minor Injury	Property Damage Only	Total
Medical Care	\$131,238	\$737,304	\$509,937	\$757,609	\$955,887	\$2,501,975
Future Earnings (Lost Wages)	\$13,241,075	\$1,125,818	\$941,529	\$1,142,181	\$418,772	\$16,869,376
Public Services	\$9,900	\$4,876	\$6,203	\$7,652	\$30,801	\$59,432
Adjudication & Sanctioning	\$1,168,820	\$239,075	\$136,137	\$148,177	\$24,868	\$1,717,077
Property Damage & Loss	\$254,679	\$178,917	\$316,452	\$505,786	\$3,795,887	\$5,051,701
Subtotal (Monetary Cost)	\$14,805,712	\$2,285,990	\$1,910,258	\$2,561,406	\$4,636,195	\$26,199,560
Quality of Life	\$82,823,593	\$11,360,925	\$9,020,145	\$6,309,035	\$1,476,309	\$110,990,007
Total (Comprehensive Cost)	\$97,629,305	\$13,646,915	\$10,930,403	\$8,870,441	\$6,112,503	\$137,189,567

Traffic Crash Casualties

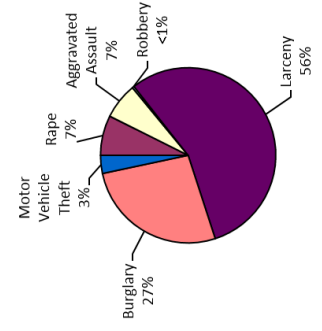


Traffic Crash Costs

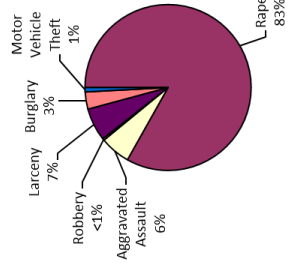


Costs of Index Crimes in Wexford County (2015 dollars)								
	Murder	Rape	Aggravated Assault	Robbery	Larceny	Burglary	Motor Vehicle Theft	Total
Medical Care	\$0	\$377,263	\$58,814	\$3,069	\$0	\$0	\$0	\$499,146
Future Earnings (Lost Wages)	\$0	\$235,394	\$41,570	\$3,163	\$8,321	\$5,024	\$1,884	\$295,356
Public Services	\$0	\$33,108	\$12,702	\$808	\$139,789	\$68,206	\$5,106	\$259,719
Adjudication & Sanctioning	\$0	\$1,034,257	\$449,927	\$11,266	\$645,601	\$117,989	\$33,709	\$2,292,769
Property Damage and Loss	\$0	\$6,580	\$2,654	\$2,281	\$296,066	\$388,880	\$121,772	\$818,233
Subtotal (Monetary Cost)	\$0	\$1,686,602	\$565,667	\$20,607	\$1,089,778	\$580,100	\$162,470	\$4,105,224
Quality of Life	\$0	\$15,144,564	\$628,700	\$47,752	\$206,402	\$97,709	\$11,111	\$16,136,237
Total (Comprehensive Costs)	\$0	\$16,831,166	\$1,194,367	\$68,358	\$1,296,179	\$677,809	\$173,582	\$20,241,461

Index Crimes



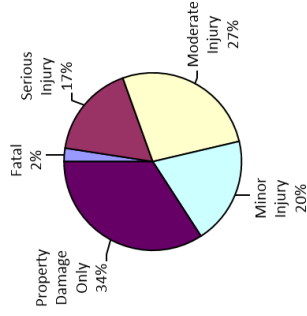
Index Crime Costs



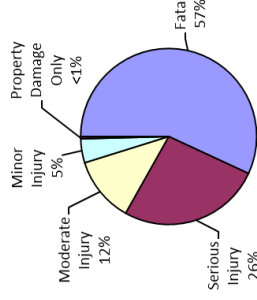
Wexford County Alcohol-Involved Crashes

Crash Casualty Severity	Crash Casualties	Crash Costs
Fatal	1	\$8,875,391
Serious Injury	7	\$4,093,302
Moderate Injury	11	\$1,875,391
Minor Injury	8	\$688,596
Property Damage Only	14	\$64,097
Total	41	\$15,596,778
Average cost of crash casualty		\$380,409

Crash Casualties



Crash Costs

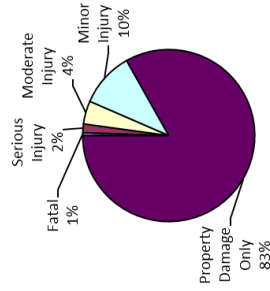


Costs of Alcohol-Involved Crashes in Wexford County (2015 dollars)						
	Fatal	Serious Injury	Moderate Injury	Minor Injury	Property Damage Only	Total
Medical Care	\$11,931	\$383,109	\$152,024	\$84,520	\$4,293	\$635,878
Future Earnings (Lost Wages)	\$1,203,734	\$593,060	\$281,428	\$127,158	\$4,782	\$2,210,162
Public Services	\$900	\$2,724	\$1,909	\$879	\$406	\$6,817
Adjudication & Sanctioning	\$106,256	\$90,269	\$38,568	\$17,393	\$672	\$253,158
Property Damage & Loss	\$23,153	\$79,027	\$81,923	\$50,132	\$38,365	\$272,600
Subtotal (Monetary Cost)	\$1,345,974	\$1,148,190	\$555,852	\$280,082	\$48,518	\$3,378,616
Quality of Life	\$7,529,418	\$2,945,112	\$1,319,539	\$408,514	\$15,580	\$12,218,162
Total (Comprehensive Cost)	\$8,875,391	\$4,093,302	\$1,875,391	\$688,596	\$64,097	\$15,596,778

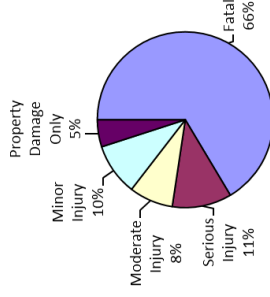
Wexford County Teen Driver Crashes

Crash Casualty Severity	Crash Casualties	Crash Costs
Fatal	1	\$8,875,391
Serious Injury	3	\$1,462,170
Moderate Injury	8	\$1,079,546
Minor Injury	19	\$1,276,806
Property Damage Only	153	\$665,159
Total	184	\$13,359,071
Average cost of crash casualty		\$72,604

Crash Casualties



Crash Costs



Costs of Teen Driver Crashes in Wexford County (2015 dollars)

	Fatal	Serious Injury	Moderate Injury	Minor Injury	Property Damage Only	Total
Medical Care	\$11,931	\$78,997	\$50,364	\$109,050	\$39,816	\$290,157
Future Earnings (Lost Wages)	\$1,203,734	\$120,623	\$92,991	\$164,405	\$45,571	\$1,627,323
Public Services	\$900	\$522	\$613	\$1,101	\$3,352	\$6,488
Adjudication & Sanctioning	\$106,256	\$25,615	\$13,446	\$21,328	\$2,706	\$169,352
Property Damage & Loss	\$23,153	\$19,170	\$31,255	\$72,803	\$413,064	\$559,443
Subtotal (Monetary Cost)	\$1,345,974	\$244,928	\$188,667	\$368,687	\$504,508	\$2,652,764
Quality of Life	\$7,529,418	\$1,217,242	\$890,878	\$908,119	\$160,651	\$10,706,308
Total (Comprehensive Cost)	\$8,875,391	\$1,462,170	\$1,079,546	\$1,276,806	\$665,159	\$13,359,071

Wexford County Motorcycle Crashes

Injury Severity	Motorcyclist Crash Victims	Motorcyclist Victim Costs
Fatal	1	\$8,815,923
Serious Injury	4	\$2,043,546
Moderate Injury	4	\$475,238
Minor Injury	1	\$111,974
Property Damage Only	4	\$15,944
Total	14	\$11,462,626
Average cost of crash casualty		\$818,759

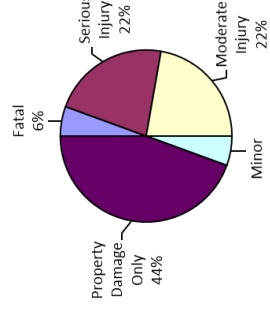
Injury Severity	Non-motorcyclist Crash Victims	Non-motorcyclist Victim Costs
Fatal	0	\$0
Serious Injury	0	\$0
Moderate Injury	0	\$0
Minor Injury	0	\$0
Property Damage Only	4	\$11,338
Total	4	\$11,338
Average cost of crash casualty		\$2,834

Motorcyclist Victim Costs in Motorcycle Crashes in Wexford County (2015 dollars)						
	Fatal	Serious Injury	Moderate Injury	Minor Injury	Property Damage Only	Total
Medical Care	\$11,931	\$167,111	\$36,147	\$8,606	\$553	\$224,349
Future Earnings (Lost Wages)	\$1,209,483	\$244,910	\$60,959	\$14,175	\$877	\$1,530,404
Public Services	\$788	\$1,414	\$690	\$164	\$241	\$3,298
Adjudication & Sanctioning	\$106,257	\$38,008	\$10,683	\$2,496	\$742	\$158,186
Property Damage & Loss	\$12,951	\$39,423	\$31,357	\$7,567	\$9,348	\$100,647
Subtotal (Monetary Cost)	\$1,341,410	\$490,867	\$139,896	\$33,008	\$11,761	\$2,016,883
Quality of Life	\$7,474,513	\$1,552,679	\$335,402	\$78,966	\$4,183	\$9,445,743
Total (Comprehensive Cost)	\$8,815,923	\$2,043,546	\$475,238	\$111,974	\$15,944	\$11,462,626

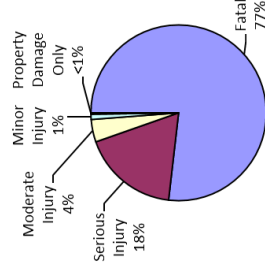
Non-motorcyclist Victim Costs in Motorcycle Crashes in Wexford County (2015 dollars)						
	Fatal	Serious Injury	Moderate Injury	Minor Injury	Property Damage Only	Total
Medical Care	\$0	\$0	\$0	\$0	\$0	\$0
Future Earnings (Lost Wages)	\$0	\$0	\$0	\$0	\$354	\$354
Public Services	\$0	\$0	\$0	\$0	\$84	\$84
Adjudication & Sanctioning	\$0	\$0	\$0	\$0	\$0	\$0
Property Damage & Loss	\$0	\$0	\$0	\$0	\$10,900	\$10,900
Subtotal (Monetary Cost)	\$0	\$0	\$0	\$0	\$11,338	\$11,338
Quality of Life	\$0	\$0	\$0	\$0	\$0	\$0
Total (Comprehensive Cost)	\$0	\$0	\$0	\$0	\$11,338	\$11,338

Costs of Motorcycle Crashes in Wexford County (2015 dollars)						
	Fatal	Serious Injury	Moderate Injury	Minor Injury	Property Damage Only	Total
Medical Care	\$11,931	\$167,111	\$36,147	\$8,606	\$553	\$224,349
Future Earnings (Lost Wages)	\$1,209,483	\$244,910	\$60,959	\$14,175	\$1,231	\$1,530,768
Public Services	\$788	\$1,414	\$690	\$164	\$325	\$3,382
Adjudication & Sanctioning	\$106,257	\$38,008	\$10,683	\$2,496	\$742	\$158,186
Property Damage & Loss	\$12,951	\$39,423	\$31,357	\$7,567	\$20,248	\$111,547
Subtotal (Monetary Cost)	\$1,341,410	\$490,867	\$139,896	\$33,008	\$23,099	\$2,028,220
Quality of Life	\$7,474,513	\$1,552,679	\$335,402	\$78,966	\$4,183	\$9,445,743
Total (Comprehensive Cost)	\$8,815,923	\$2,043,546	\$475,238	\$111,974	\$27,282	\$11,473,963

Motorcycle Crash Casualties

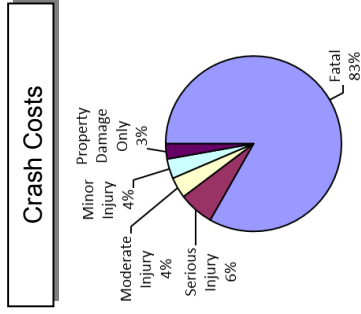
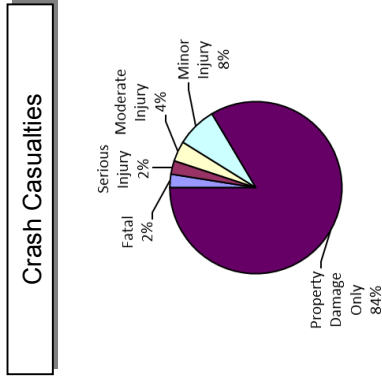


Motorcycle Crash Costs



Wexford County Medium/Large Truck Crashes

Crash Casualty Severity	Crash Casualties	Crash Costs
Fatal	2	\$17,767,872
Serious Injury	2	\$1,385,254
Moderate Injury	3	\$825,093
Minor Injury	6	\$777,024
Property Damage Only	66	\$598,620
Total	79	\$21,353,863
Average cost of crash casualty		\$270,302



Costs of Medium/Large Truck Crashes in Wexford County (2015 dollars)

	Fatal	Serious Injury	Moderate Injury	Minor Injury	Property Damage Only	Total
Medical Care	\$23,861	\$83,494	\$53,415	\$48,990	\$24,684	\$234,444
Future Earnings (Lost Wages)	\$2,407,468	\$238,468	\$153,132	\$130,728	\$180,180	\$3,109,976
Public Services	\$1,800	\$644	\$528	\$1,158	\$3,102	\$7,232
Adjudication & Sanctioning	\$212,513	\$32,232	\$20,676	\$17,994	\$20,526	\$303,941
Property Damage & Loss	\$63,394	\$25,110	\$27,960	\$40,254	\$224,334	\$381,052
Subtotal (Monetary Cost)	\$2,709,036	\$379,948	\$255,711	\$239,124	\$452,826	\$4,036,645
Quality of Life	\$15,058,835	\$1,005,306	\$569,382	\$537,900	\$145,794	\$17,317,217
Total (Comprehensive Cost)	\$17,767,872	\$1,385,254	\$825,093	\$777,024	\$598,620	\$21,353,863

REFERENCES

- Kostyniuk, L, Miller, LL, Molnar, LJ, & Nation, A. (2006). *Societal Costs of Crashes and Crimes in Michigan: 2006 Update*. Report No, UMTRI-2006-23. Ann Arbor, MI: The University of Michigan Transportation Research Institute.
- Kostyniuk, LP, Molnar, LJ, St. Louis, RM, Zanier, N, Eby, DW. (2011). *Societal Costs of Crashes and Crimes in Michigan: 2011 Update*. Report No. UMTRI-2011-21. Ann Arbor, MI: The University of Michigan Transportation Research Institute.
- Michigan State Police, 2015, Michigan Incident Crime Reporting, 2015 Crime Data and Statistics http://www.michigan.gov/documents/msp/Arrests_By_County_Agency_528364_7.pdf accessed 11/30/2016.
- Streff, FM & Molnar, LJ. (1990). *Estimating Costs of Traffic Crashes and Index Crimes: Tools for Improved Decision Making*. Report No. UMTRI-90-8. Ann Arbor, MI: The University of Michigan Transportation Research Institute.
- Streff, FM & Molnar, LJ. (1994). *Societal Costs of Traffic Crashes in Michigan: A Four-year Update*. Report No. UMTRI-94-46. Ann Arbor, MI: The University of Michigan Transportation Research Institute.
- Streff, FM & Molnar, LJ. (1999). *Societal Costs of Traffic Crashes and Crime in Michigan: 1998 Update*. Report No. UMTRI 99-32. Ann Arbor, MI: The University of Michigan Transportation Research Institute.
- Thomson, K. & Monje, D. (2015). Guidance on Treatment of the Economic Value of a Statistical Life (VSL) in U.S. Department of Transportation Analyses-2015 Adjustment. *Memorandum to Secretarial Officers and Modal Administrators*. Washington, DC: Office of the Secretary U.S. Department of Transportation
- Trottenberg, P. & Rivkin, R. (2013). Guidance on Treatment of the Economic Value of a Statistical Life in U.S. Department of Transportation Analyses, *Memorandum to Secretarial Officers and Modal Administrators*. Washington, DC: Office of the Secretary U.S. Department of Transportation
- UMTRI (2016). *State of Michigan 2015 Motor Vehicle Crash Data*. Ann Arbor, MI: The University of Michigan Transportation Research Institute.

APPENDIX A

Costs per Police-Reported Crash Victim and Crime in Michigan: Methods Supplement

Ted R. Miller
Pacific Institute for Research and Evaluation

The costs of crime and motor-vehicle crashes were computed in a compatible manner. The cost categories included are:

- **Medical Care** includes payments for hospital, physician, and mental health care, as well as rehabilitation, prescriptions, allied health services, medical devices, coroner costs, premature funeral expenses, insurance claims processing, and emergency medical transport. Also included in this category are victim legal expenses incurred in recovering medical costs from at-fault drivers and their insurers.
- **Future Earnings** include wages, fringe benefits, and housework lost by injury victims. We include insurance claims processing costs (for example, life insurance claims for fatalities and Workers' Compensation claims for people victimized while working) and legal expenses incurred in recovering productivity losses from at-fault drivers and their insurers.
- **Public Services** include initial police response and follow-up investigation, fire service response to highway crashes, and victim services.
- **Property Damage and Loss** is the value of property damage and of property taken and not recovered, plus property insurance claims administration costs that arise in compensating victims' property losses.
- **Quality of Life** places a dollar value on the pain, suffering, functioning, and other intangible losses resulting from injury and fear. For crime, these values come from jury awards for pain, suffering, and lost quality of life due to physical injuries and fear. For murders and highway crashes, this value is computed from the amount people routinely spend (in dollars or time) to

reduce their risk of death and injury. Quality of life loss is computed net of lost future earnings to prevent double-counting.

- **Adjudication and Sanctioning** captures the costs incurred in the criminal justice and legal liability systems. This includes both defense and plaintiff/prosecution legal fees, court costs, and costs of incarceration, probation, and other sanctioning.

Our costs are tied to specific crimes or crashes. They exclude prevention measures such as a burglar alarm or a canister of pepper spray purchased after a break-in, a crime-induced change in job or housing, or a post-crash upgrade to a safer car equipped with a crash warning system.

Inflating Costs to 2015 Dollars and Adapting Them to Michigan:

We built our cost estimates from published national estimates. We inflated the national cost estimates to 2015 dollars using the Consumer Price Index -- All Items and Medical, as well as the Employment Cost Index for Total Compensation, All Workers (Council of Economic Advisors, 2017). We then adjusted the estimates to Michigan dollars using (1) The Council for Community and Economic Research's (2014) medical and all-item cost of living price indexes relative to the U.S. and (2) U.S. Census Bureau data on per capita income by state.

The remainder of this section details the sources for unit costs we adopted and our supplemental cost calculations.

Motor Vehicle Crash Costs:

For the most part, our costs per crash-involved person in police-reported crashes came from Blincoc et al. (2015) and Zaloshnja et al. (2007). The costs represent the present value, computed at a 3% discount rate, of all costs that result from a crash over the victim's expected life span.

All crash costs in our study are given by severity measured using the police reported KABCO severity scale (National Safety Council, 1990). This scale classifies crash victims as K-killed, A-disabling injury, B-evident injury, C-possible injury, or O-property-damage-only (i.e., no apparent injury). The codes are selected by police officers without medical training, typically without benefit of a hands-on examination. Some victims are transported from the scene before the police officer who completes the crash report even arrives. Thus, police reporting does not accurately describe injuries medically. Moreover, KABCO ratings are coarse and inconsistently coded between states and localities and over time (O'Day, 1993). Viner and Conley (1994) found one cause of this variability was differing state definitions of A-injury. Miller

et al. (1987) found police-reported injury counts by KABCO severity systematically varied between states because of differing state crash reporting thresholds (the rules governing which crashes should be reported to the police) and that state reporting thresholds often changed over time. GES verifies that all crash deaths are coded as K and all crash victims coded as K died.

We adopted injury costs from Blincoe et al. (2015) and Zaloshnja et al. (2007). Blincoe et al. (2015) provides costs by the maximum AIS (MAIS, Association for the Advancement of Automotive Medicine, 1990) among the person's injuries and for some crash geometries, by police-reported severity. Where desired unit costs by police-reported severity and crash type were not available in the NHTSA report or supporting documents, we calculated them using the published crash-type-specific costs by MAIS and a matrix showing the percentage mix of injuries by MAIS in each police-reported injury category. Zaloshnja et al. (2007) provides costs of injuries in heavy truck crashes by police-reported severity.

The quality of life costs reported in Blincoe et al. (2015) for people who police coded as O (uninjured) are for people involved in injury crashes. We used a combination of estimates from our prior study of crash costs in Michigan and data from our simulated incidence file to adjust the quality of life costs for O injury to values for all police-reported crashes. Because of changes in value guidance from the Office of the Secretary of Transportation, Blincoe et al. (2015) used a much higher value for a year or lifetime of quality of life than our prior estimates of crash costs in Michigan or the crash costs that underpinned them (Zaloshnja et al, 2004). We adjusted the quality of life costs from Zaloshnja et al. (2007) to that higher value.

Crime Costs:

We adopted most unit costs for crime from McCollister et al. (2010) and supporting spreadsheets. McCollister aggregated estimates for selected cost categories it adopted from Miller (1996), which we tapped for a breakdown. McCollister et al. (2010) were unable to estimate costs for assaults so we adopted estimated assault costs from Miller et al. (2006). Because McCollister et al. included preventive police patrol in its police costs and used the same police cost for all reported crimes, we substituted Miller et al.'s (1996) estimates by crime. Except for quality of life costs, we adopted sexual assault costs from Yang et al. (2014). For all crimes, we used quality of life loss estimates from Miller et al. (2017). We adjusted the estimates to match the value per year of quality of life in the crash costs, adjusted downward to account for the lower average income of crime victims relative to crash victims.

References

- Association for the Advancement of Automotive Medicine. (1990). *The Abbreviated Injury Scale, 1990*. Des Plaines, IL: Association for the Advancement of Automotive Medicine.
- Blincoe, LJ, Miller TR, Zaloshnja E, and Lawrence BA. (2015). *The Economic and Societal Impact of Motor Vehicle Crashes, 2010. (Revised)*, (Report No. DOT HS 812 013). Washington, DC: National Highway Traffic Safety Administration.
- Council of Economic Advisors. (2017). *Economic Report of the President*, Washington, DC: U.S. Government Printing Office.
- McCollister KE, MT French, and H Fang. (2010). The cost of crime to society: New crime-specific estimates for policy and program evaluation. *Drug and Alcohol Dependence*, 108(1), 98-109.
- Miller, TR, B Whiting, B Kragh, and C Zegeer. (1987). Sensitivity of a highway safety resource allocation model to variations in benefit computation parameters. *Transportation Research Record*, 1124, 58-65.
- Miller, TR, MA Cohen, and B Wiersema. (1996). *Victim Costs and Consequences: A New Look*, National Institute of Justice, Grant # 90-IJ-CX-0050, 1996.
- Miller TR, D Levy, M Cohen, and K Cox. (2006). The costs of alcohol and drug-involved crime. *Prevention Science*, 7:4, 333-342.
- Miller, TR, M Cohen, and D Hendrie. (2017). Non-economic damages due to physical and sexual assault: Estimates from civil jury awards. *Forensic Science and Criminology*, 2:1, article 1.
- National Safety Council. (1990). *Manual on Classification of Motor Vehicle Traffic Accidents, Fifth Edition (ANSI D-16.1-1989)*. Itasca, IL: National Safety Council.
- O'Day, J. (Ed.). (1993). *Accident Data Quality: A Synthesis of Highway Practice*. National Cooperative Highway Research Program Synthesis 192. Washington DC: Transportation Research Board, National Research Council.
- The Council for Community and Economic Research. C2ER Cost of Living Index. (2014). Quarterly issues. Arlington, VA: The Council for Community and Economic Research. <http://www.coli.org>.
- Viner, J, and C Conley. (1994). Consistency of police reported "incapacitating injuries" between states, Working Paper, Arlington, VA: Federal Highway Administration.
- Yang, J, TR Miller, N Zhang, B LeHew, and C Peek-Asa. (2014). Incidence and cost of sexual violence in Iowa. *American Journal of Preventive Medicine*, 47(2), 198-202.
- Zaloshnja, E, and TR Miller (2007). *Unit Costs of Medium and Heavy Trucks*, (Report No. FMCSA-RRA-07-034). Washington, DC: Federal Motor Carrier Safety Administration.
- Zaloshnja, E, TR Miller, E Romano, and RS Spicer. (2004). Crash costs by body part injured, fracture involvement, and threat to life severity, United States, 2000. *Accident Analysis and Prevention*, 36(3), 415-427.

APPENDIX B

Uniform Crime Reporting Program and Index Crimes

The Uniform Crime Reporting (UCR) program, established in 1930 in response to a need for reliable national crime statistics, has served as an important source for crime information in the United States (U.S.). Approximately 18,000 law enforcement agencies from cities, counties, states, tribes, universities, and federal entities voluntarily provide data to this program. Crime statistics compiled from these data are annually published by The Federal Bureau of Investigation (U.S. Department of Justice, 2016).

Offense classifications in the Summary Reporting System, Part 1 of the UCR Program are collectively known as index crimes, because they are considered quite serious, tend to be reported more reliably than other crimes, and are reported directly to the police, thus providing a meaningful overview of crime.

Originally, these Part 1 offense classifications, otherwise known as index crimes, included murder, forcible rape, robbery, aggravated assault, burglary, larceny-theft, and motor vehicle theft. Arson was added as the eighth Part 1 offense category in 1979. In 2013, the term “forcible” was removed from the offense title of “forcible rape”, and the definition was changed. The revised UCR definition of rape is:

Penetration, no matter how slight, of the vagina or anus with any body part or object, or oral penetration by a sex organ of another person, without the consent of the victim (U.S. Department of Justice, 2016).

The following table shows the offenses in the Michigan Incident Crime Report that are included in each of the Index Crime categories in this report.

Index Crime	Offenses in Michigan Incident Crime Report
Murder	Murder/Non-Negligent Manslaughter
Rape	Sexual Penetration-Penis/Vagina CSC 1 st degree
	Sexual Penetration-Penis/Vagina CSC 3 st degree
	Sexual Penetration-Oral/Anal CSC 1 st degree
	Sexual Penetration-Oral/Anal CSC 3 st degree
	Sexual Penetration- Object CSC 1 st degree
	Sexual Penetration-Object CSC 3 st degree
Robbery	Robbery
Aggravated Assault	Aggravated/Felonious Assault
Burglary	Burglary-Forced Entry
	Burglary-Entry Without Force (Intent)
Larceny	Larceny-Pocket Picking
	Larceny-Purse Snatching
	Larceny – Theft from Building
	Larceny-Theft from Coin Operated Machine/Device
	Larceny – Theft from Motor Vehicle
	Larceny – Other
Motor Vehicle Theft	Motor Vehicle Theft

Reference

U.S. Department of Justice. (2016). *Crime in the United States, 2015*. Washington DC: Federal Bureau of Investigation.