

Production of cellulosic organic acids via synthetic fungal consortia

Scott A. Scholz¹  | Ian Graves² | Jeremy J. Minty² | Xiaoxia N. Lin^{2,3}

¹ Graduate Program in Cellular and Molecular Biology, University of Michigan, Ann Arbor, Michigan

² Department of Chemical Engineering, University of Michigan, Ann Arbor, Michigan

³ Department of Biomedical Engineering, University of Michigan, Ann Arbor, Michigan

Correspondence

Xiaoxia N. Lin, Department of Chemical Engineering, University of Michigan, Ann Arbor, MI 48109.
Email: ninalin@umich.edu

Funding information

National Institutes of Health, Grant number: T-32-GM007315

Abstract

Consolidated bioprocessing (CBP) is a potential breakthrough technology for reducing costs of biochemical production from lignocellulosic biomass. Production of cellulase enzymes, saccharification of lignocellulose, and conversion of the resulting sugars into a chemical of interest occur simultaneously within a single bioreactor. In this study, synthetic fungal consortia composed of the cellulolytic fungus *Trichoderma reesei* and the production specialist *Rhizopus delemar* demonstrated conversion of microcrystalline cellulose (MCC) and alkaline pre-treated corn stover (CS) to fumaric acid in a fully consolidated manner without addition of cellulase enzymes or expensive supplements such as yeast extract. A titer of 6.87 g/L of fumaric acid, representing 0.17 w/w yield, were produced from 40 g/L MCC with a productivity of 31.8 mg/L/hr. In addition, lactic acid was produced from MCC using a fungal consortium with *Rhizopus oryzae* as the production specialist. These results are proof-of-concept demonstration of engineering synthetic microbial consortia for CBP production of naturally occurring biomolecules.

KEYWORDS

consolidated bioprocessing, fumaric acid, lignocellulosic biomass, synthetic consortia

1 | INTRODUCTION

Lignocellulosic biomass is an attractive substrate for bioconversion into industrial chemicals because it is the most abundant terrestrial renewable bio-feedstock on earth. As a non-edible plant substrate, lignocellulose can be produced as agricultural and forest residues, which do not require massive land use changes. There are also strong social motivations for using lignocellulosic biomass as a replacement for edible substrates currently used for industrial bioconversions, such as corn and simple sugars (Dunn, Mueller, Kwon, & Wang, 2013). However, due to the recalcitrant nature of lignocellulose to enzymatic hydrolysis, it has not been widely used as an industrial feedstock (Carroll & Somerville, 2009). Consolidated bioprocessing (CBP) has been widely discussed as a strategy for improving the efficiency of converting lignocellulosic biomass into industrial biochemicals (Brethauer & Studer, 2014; Kawaguchi, Hasunuma, Ogino, & Kondo,

2016; Parisutham, Kim, & Lee, 2014). In CBP enzyme production, enzymatic hydrolysis of lignocellulose and conversion of resulting sugars to biochemicals occur simultaneously in a single reaction vessel, resulting in significant potential cost savings (Olson, McBride, Shaw, & Lynd, 2012). One approach for CBP has been to genetically engineer a single microorganism to produce cellulases and convert sugars into desired biochemicals. However, the efficiency of cellulase production, secretion and activity remains a major obstacle to this approach (den Haan, van Rensburg, Rose, Görgens, & van Zyl, 2015; Lambert et al., 2014). Additionally, the requirement for tremendous new efforts of engineering a single microorganism to produce a new chemical of interest has made this approach difficult from a practical standpoint. Recently, a number of CBP systems have been designed to combine more than one microorganism. In these approaches, two or more microorganisms are cultured together, typically dividing the tasks of hydrolysis and biochemical production between microbial specialists.

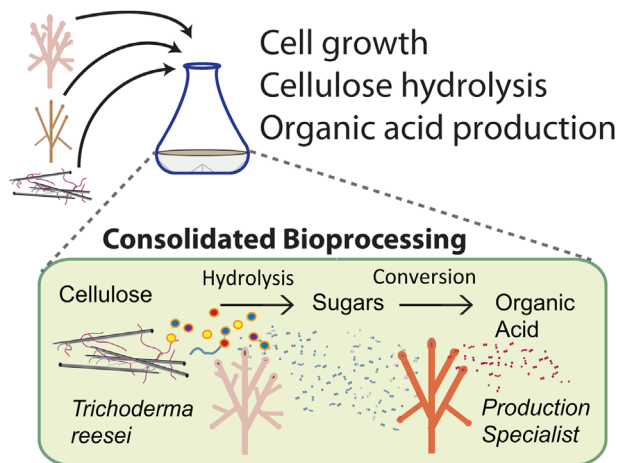


FIGURE 1 Overview of CBP system for organic acid production. *T. reesei* and the production specialist organism are inoculated simultaneously into the production medium. Starting from a low initial cell density, all processes including cell growth, cellulase production, cellulose hydrolysis and conversion of sugars into organic acids occur in a single reaction vessel

These systems are more modular, allowing different chemicals to be produced without major genetic redesigns. Several groups have successfully designed synthetic consortia-based CBP strategies for producing ethanol (Brethauer & Studer, 2014; Goyal, Tsai, Madan, DaSilva, & Chen, 2011; Kim, Baek, Lee, & Hahn, 2013). A synthetic consortium CBP system has also been designed for the production of isobutanol from lignocellulosic biomass by pairing the cellulolytic fungus *Trichoderma reesei* with an engineered isobutanol-producing *Escherichia coli* strain (Minty et al., 2013).

For the present work, we designed synthetic fungal consortia to produce fumaric and lactic acids from cellulose and lignocellulosic biomass. Our preferred cellulolytic specialist was *T. reesei* because of its extensively documented efficient cellulase enzyme production and conversion of cellulose into monomeric sugars in minimal media (Figure 1) (Peterson & Nevalainen, 2012). Therefore, production specialist candidates were assessed based on efficient bioconversion

of sugars into organic acids in similar minimal media. Factors such as temperature, aeration, and culture conditions were considered for compatibility. Finally, production specialists previously demonstrating the highest yields and titers of organic acids were prioritized. Using these criteria, we selected *Rhizopus delemar* (fumaric acid) and *Rhizopus oryzae* (lactic acid) as production specialists for synthetic consortia CBP. In each CBP system, the hydrolysis, and production processes occur simultaneously. Carbon is liberated from cellulose by cellulase enzymes produced by *T. reesei* and the resulting sugars are immediately converted into organic acids by the production specialist in the same bio-reactor (Figure 1). Our successful design and implementation of synthetic consortia CBP for production of fumaric and lactic acid represents a significant step towards establishing a robust, versatile, and modular platform technology for consortia-based CBP conversion of lignocellulosic biomass to a wide variety of biochemicals.

A defined minimal medium *Rhizopus-Trichoderma* co-culture medium (RTco) was formulated to allow both cellulose hydrolysis and fumaric acid production without the need for supplementation with expensive components such as yeast extract. *R. delemar* switches from growth to fumaric acid production phase when nitrogen is no longer available in culture media (Ding, Li, Dou, Yu, & Huang, 2011). Therefore, RTco was formulated with a nitrogen concentration that is 12.5% of those commonly used for *T. reesei* growth and cellulase production (Juhász, Szengyel, Réczey, Siika-Aho, & Viikari, 2005; Minty et al., 2013). Under these conditions, both fungi are expected to grow until nitrogen becomes limiting in the production medium, at which point growth and cellulase production would cease, while fumaric acid production begins. Each fungal strain was first characterized in monocultures with the RTco medium. Monocultures of *T. reesei* grown on 40 g/L microcrystalline cellulose (MCC) in RTco medium efficiently accumulated glucose as expected (Figure 2a). Under the proposed consortia CBP conditions 22 g/L of glucose is produced from MCC at a productivity of 65 mg/L/hr after 336 hr fermentation time. Monocultures of *T. reesei* were also grown on 20 g/L alkaline pre-treated corn stover (CS) in RTco medium. The CS utilized is composed of 47.8% and 21.2% of non-soluble glucan and xylan by weight, respectively.

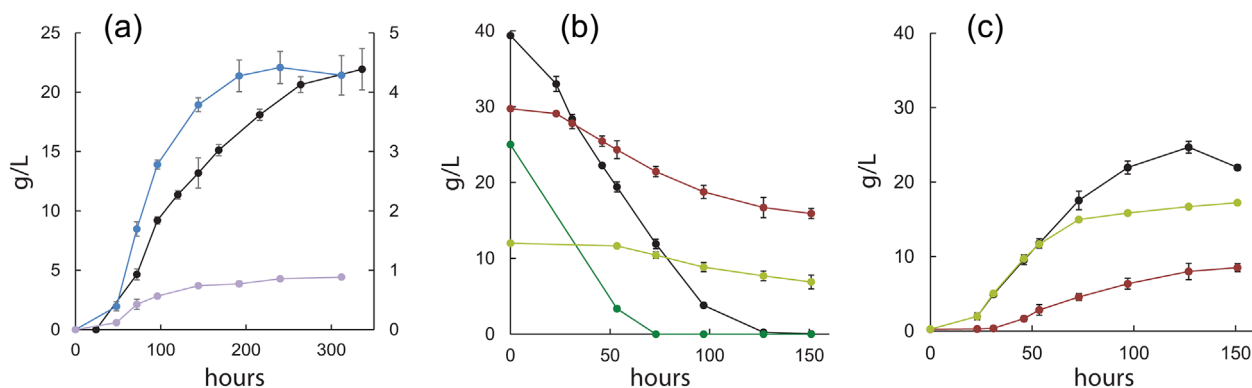


FIGURE 2 Monocultures exhibit efficient specialist activities in RTco medium formulated for co-culture. (a) Sugar accumulation by *T. reesei* in two monoculture experiments: glucose (Black, left y-axis) from 40 g/L MCC; glucose (Blue, right y-axis) and xylose (Purple, right y-axis) from 20 g/L alkaline pretreated corn stover. (b) *R. delemar* monoculture can utilize pure glucose (Black), pure xylose (Red), or a mix of glucose (Dark green) and xylose (Light green) in RTco medium. (c) *R. delemar* production of fumaric acid from sugar substrates corresponding to (b). Data points in light green represent fumaric acid production from a mix of glucose and xylose

Glucan and xylan account for 95% of the carbohydrates in the CS. It was observed that 4.4 g/L glucose accumulated from hydrolysis of the CS, representing 41% of the theoretical maximum yield from glucan, while 0.86 g/L xylose accumulated, representing 15% of the theoretical maximum yield from xylan. Total sugar productivity was 22 mg/L/hr over the course of 240 hr. *R. delemar* monoculture efficiently consumed 40 g/L glucose in RTco medium (Figure 2b) to produce 22 g/L fumaric acid (Figure 2c), representing a yield of 0.55 w/w and a productivity of 153 mg/L/hr. The theoretical maximum yield of fumaric acid is two moles per mole of glucose upon fixation of two moles of CO₂ in a reductive carboxylation pathway. By weight, 1.29 g of fumaric acid would be produced per gram of glucose. However, this production pathway would not allow for production of ATP and requires CO₂ fixation (Roa Engel, Straathof, Zijlmans, van Gulik, & van der Wiele, 2008). Nitrogen concentration controls the tradeoff between cell growth and fumaric acid production (Ding et al., 2011). With minimal glucose substrate directed to cell growth, yields of up to 0.85 w/w from glucose have been reported. Consistent with previous observations with similar fungal strains (Kautola & Linko, 1989), *R. delemar* was also capable of utilizing xylose as the sole or a portion of the carbon source in RTco medium to produce fumaric acid, albeit more slowly than on glucose. Additionally, *R. delemar* grown on medium containing mixed glucose and xylose demonstrated usage of both sugars and accumulation of fumaric acid (Figures 2b and 2c). Results described above demonstrate the compatibility of *T. reesei* and *R. delemar* to be grown together for consolidated conversion of cellulose to fumaric acid in RTco medium.

The tradeoff between fumaric acid production rate and yield from glucose by *R. delemar* can be controlled by nitrogen concentration (Ding et al., 2011). *R. delemar* monocultures with high nitrogen concentrations lead to more *R. delemar* cell growth and higher subsequent production rates of fumaric acid, but achieve lower final yields. Likewise, in consortium CBP the nitrogen concentration can also control the amount of carbon that is utilized for cell growth versus carbon directed towards producing fumaric acid. Therefore, nitrogen concentration should be a key parameter for optimizing the *T. reesei*-*R. delemar* consortium CBP system. To test whether the proposed fungal consortium could indeed produce fumaric acid from cellulose and

whether nitrogen can control production dynamics as expected, we monitored consortium performance in RTco medium with three nitrogen concentrations. Nitrogen concentration variation led to different culture dynamics and production titer, yield and productivity (Figure 3). Production medium with a low 5.88 mM nitrogen concentration allowed for relatively high amounts of glucose accumulation (Figure 3a) and slow fumaric acid production, eventually achieving 0.148 yield by MCC weight and 16.6 mg/L/hr productivity (Figure 3b). Comparatively, an intermediate nitrogen concentration of 11.76 mM led to slow initial glucose accumulation and a decrease in glucose concentration at later time points, due to conversion into fumaric acid. Fumaric acid production under intermediate nitrogen concentration condition outperformed the other nitrogen concentrations tested in terms of yield (0.17 by weight), productivity (31.8 mg/L/hr) and titer (6.87 g/L). In medium with the highest nitrogen concentration tested, 23.5 mM, almost no glucose accumulation was detected, fumaric acid accumulation was delayed, and the fumaric acid yield reached only 0.137 by weight. These results are consistent with a greater proportion of carbon being allocated for fungal growth under higher nitrogen conditions. We note that under optimal process control only low concentrations of glucose would accumulate, indicating that the rate of sugar liberation from MCC by *T. reesei* closely matches the rate of sugar conversion into fumaric acid by *R. delemar* without actually limiting conversion due to sugar limitation. Promising future work for further engineering this consortium include developing new strategies to differentially regulate the growth of the two consortium members. We also designed a lactic acid-producing consortium CBP system by replacing *R. delemar* with *R. oryzae* (NRRL 395) and carried out initial experiments using the same nitrogen concentration in TMM medium. Lactic acid titer of 4.4 g/L, representing a 0.11 w/w yield and 16.7 mg/L/hr productivity, was achieved (Figure 3c). Due to observations that lactic acid may be degraded by *T. reesei* (Data not shown), we did not pursue further characterization of this consortium in the present study.

Next, we investigated consortium performance on alkaline pre-treated CS. Lignocellulosic biomass is a complex substrate composed of crystalline cellulose, hemicellulose, and lignin. In addition to these carbon compounds, nitrogen from proteins, and other plant structures

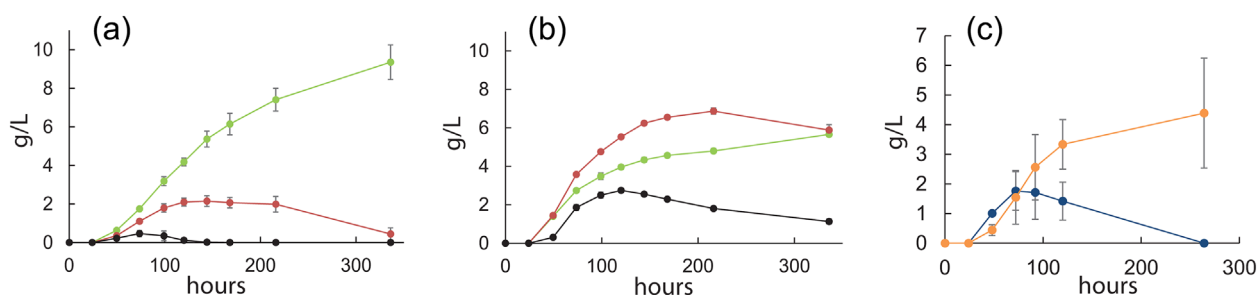


FIGURE 3 CBP conversion of MCC to organic acids by synthetic fungal consortia. (a) Glucose accumulation under low (5.88 mM, Light Green), medium (11.76 mM, Red), and high (23.5 mM, Black) nitrogen conditions. (b) Fumaric acid accumulation with nitrogen concentrations corresponding to (a). Error bars represent the standard deviation from four replicates. (c) Lactic acid production from 40 g/L MCC using a modified fungal consortium. Glucose accumulation (Blue) and lactic acid accumulation (Orange) are indicated. Error bars represent the standard deviation from two replicates

is present in all lignocellulosic biomass. Since nitrogen concentration controls the flow of carbon between fungal growth and fumaric acid production, the amount of nitrogen added to the culture medium must complement the useable nitrogen derived from the lignocellulosic biomass substrate. The fungal consortium was seeded into RTco medium containing 20 g/L of CS, which is composed of 9.6 g/L and 4.2 g/L of glucan and xylan respectively, under three different nitrogen concentration conditions. Similar to the performance on MCC, high nitrogen conditions led to fast substrate degradation and earlier cessation of fumaric acid production compared to lower nitrogen conditions (Figure 4). The high nitrogen condition used for these experiments was 5.88 mM, much lower than in the MCC experiments, but led to similar consortium dynamics. The difference between optimal nitrogen concentrations using MCC versus CS substrates are likely due to CS-derived nitrogen. A previous study showed that similarly treated CS contained 0.6% elemental nitrogen (Kumar, Mago, Balan, & Wyman, 2009), which would correspond to about 9 mM nitrogen in our cultures. It should be noted, however, only an unknown fraction of this total nitrogen can be metabolized by the fungi. A total of 0.69 g/L of fumaric acid was produced with a yield of 0.05 by weight from total initial fermentable carbohydrates. Overall consortium performance was considerably lower compared to those for MCC as the carbon substrate. As observed in numerous previous studies, this reduction in performance is likely due to inhibitory compounds from the lignocellulosic biomass (Moreno, Ibarra, Alvira, Tomás-Pejó, & Ballesteros, 2015). Although *R. delemar* is a promising consortium candidate because it efficiently converts sugars into fumaric acid and satisfies our major fungal consortia requirements, its acid production performance was low on CS. *T. reesei* was relatively much more tolerant of the CS substrate, producing 0.46 w/w yield of glucose from total initial glucan solids and 0.21 w/w yield of xylose from total initial xylan solids in monoculture (Figure 2a). Similar to approaches taken for yeast, selection of *Rhizopus* strains for lignocellulosic biomass tolerance may enable more efficient production (Moreno et al., 2015).

Synthetic consortia were designed to convert lignocellulosic biomass to fumaric or lactic acids. Together, *T. reesei* and *R. delemar* produced up to 6.87 g/L fumaric acid from 40 g/L MCC in a CBP scheme

without expensive supplements such as enzymes or yeast extract. Another consortium of *T. reesei* and *R. oryzae* demonstrated production of 4.4 g/L lactic acid from MCC. Additionally, 0.69 g/L fumaric acid was produced using CS. The rate of substrate hydrolysis was consistently higher than the rate of conversion of sugars to fumaric acid, suggesting future work to match the two rates for CBP optimization.

2 | MATERIALS AND METHODS

Trichoderma reesei strain RaVC was generously provided by (Valkonen, Penttilä, & Benčina, 2014) of the VTT Technical Institute (Finland). *Rhizopus delemar* (NRRL 1526) and *Rhizopus oryzae* (NRRL 395) were provided by the ARS culture collection (United States Department of Agriculture). Alkaline pre-treated CS was provided by the National Renewable Energy Laboratory (Golden, CO) with the following composition of non-soluble solids: ash 7.3%, lignin 17.8%, glucan 47.8%, xylan 21.2%, galactan 1.1%, arabinan 2.5%, acetate 0.1%). Slurry of the material was subjected to vacuum on Whatman #1. 1.6 ml deionized water per gram of slurry was applied to the biomass and immediately removed by vacuum filtration. The resulting biomass was dried for 48 hr under vacuum. *T. reesei*, *R. delemar*, and *R. oryzae* spores were generated on potato dextrose agar (PDA) at 30 °C for 10 days. Spores were harvested and stored in 20% glycerol at -80 °C indefinitely. Production cultures were grown in RTco (0.5 g/L (NH₄)₂SO₄, 0.125 g/L Urea, 0.6 g/L CaCl₂, 0.4 g/L MgSO₄ × 7H₂O, 0.3 g/L KH₂PO₄, 44 mg/L ZnSO₄ × 7H₂O, 10 mg/L FeSO₄ × 7H₂O, 2 mg/L CoCl₂ × 6H₂O, 1.6 mg/L MnSO₄ × 4H₂O, 0.0186% Tween-80 [v/v]) unless otherwise noted. Sterile MgSO₄, CaCl₂, and FeSO₄ solutions were added immediately before culture seeding, yielding the appropriate final RTco medium concentrations, in order to prevent precipitation. *Trichoderma* Minimal Medium (TMM) (Minty et al., 2013) with a modified 11.76 mM nitrogen concentration was used for lactic acid production. *T. reesei* spores from cryostock were inoculated into 10 ml potato dextrose broth (PDB) and grown for 2 days at 30 °C with shaking in a 50 ml conical tube to generate a pre-culture. Mycelia from the pre-culture were pelleted at 4,600g for 6 min and washed once in

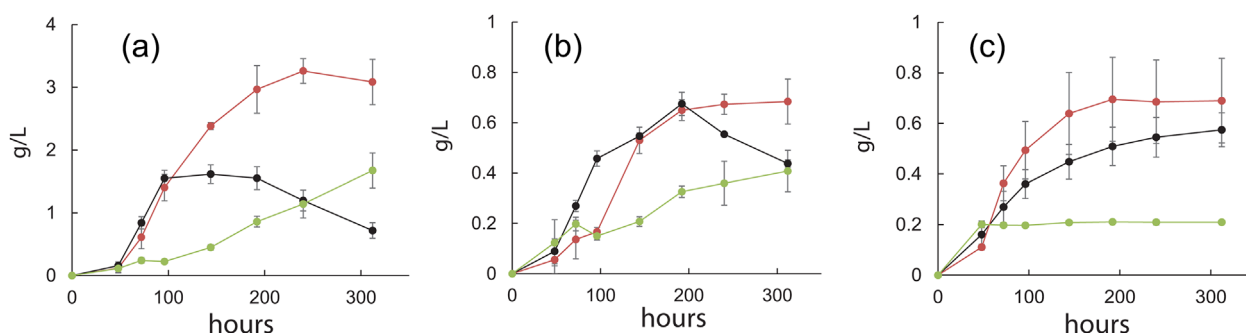


FIGURE 4 Fumaric acid production from alkaline pre-treated corn stover by fungal consortium at different nitrogen concentrations. (a) Glucose accumulation under 0 (Light Green), low (2.9 mM, Red), and high (5.88 mM, Black) added nitrogen conditions. (b) Xylose accumulation with nitrogen concentrations corresponding to (a). (c) Fumaric acid accumulation with nitrogen concentrations corresponding to (a). Nitrogen added as a medium component is lower for all corn stover conditions in comparison to MCC experiments. Error bars represent the standard deviation of four replicates

nitrogen-free RTco medium. Two-hundred fifty microlitre of mycelia resuspended in 10 ml of nitrogen-free RT-co medium were inoculated into 25 ml RTco medium with 20 g/L MCC and grown for 2 days in a 125 ml baffled flask to generate an adjustment culture. The adjustment culture was used to seed production cultures at 1% of total volume. *R. delemar* or *R. oryzae* were seeded from PDA spore slants stored for less than 2 months into 100 ml RTco medium with 20 g/L glucose and grown for 16 hr in a 500 ml baffled flask with shaking to generate a pre-culture. Mycelia from the pre-culture were pelleted at 4,600g for 6 min. Half of the mycelia from the resulting pellet was inoculated into 100 ml fresh RTco medium with 3 g/L glucose and grown for 3.5 hr in a 500 ml baffled flask with shaking to generate an adjustment culture. The adjustment culture was used to seed production cultures at 1% of total volume. Production cultures were grown using 25 mL RTco medium in 125 ml baffled flasks at 30 °C with 225 rpm shaking. Sterilization of the media was achieved through autoclaving for 15 min at 121 °C. Glucose, fumaric acid, and lactic acid concentrations were determined by HPLC (Agilent 1100 with RID-10A detector equipped with a Rezex™ ROA-Organic Acid H+ (8%) column). All reported yield and productivity values were calculated from the time point with the highest titer for the compound of interest.

ACKNOWLEDGMENTS

We thank T. Saleski, A. Krieger, and V. Sachsenhauser for valuable feedback. SAS was supported by NIH T-32-GM007315, IG by a UMEI Fellowship.

ORCID

Scott A. Scholz  <http://orcid.org/0000-0001-9168-9285>

REFERENCES

- Brethauer, S., & Studer, M. H. (2014). Consolidated bioprocessing of lignocellulose by a microbial consortium. *Energy and Environmental Science*, 7, 1446–1453.
- Carroll, A., & Somerville, C. (2009). Cellulosic biofuels. *Annual Review of Plant Biology*, 60, 165–182.
- den Haan, R., van Rensburg, E., Rose, S. H., Görgens, J. F., & van Zyl, W. H. (2015). Progress and challenges in the engineering of non-cellulolytic microorganisms for consolidated bioprocessing. *Current Opinion in Biotechnology*, 33, 32–38.
- Ding, Y., Li, S., Dou, C., Yu, Y., & Huang, H. (2011). Production of Fumaric Acid by *Rhizopus oryzae*: Role of Carbon–Nitrogen Ratio. *Biotechnology and Applied Biochemistry*, 164, 1461–1467.
- Dunn, J. B., Mueller, S., Kwon, H. Y., & Wang, M. Q. (2013). Land-use change and greenhouse gas emissions from corn and cellulosic ethanol. *Biotechnology for Biofuels*, 6, 51.

- Goyal, G., Tsai, S. L., Madan, B., DaSilva, N. A., & Chen, W. (2011). Simultaneous cell growth and ethanol production from cellulose by an engineered yeast consortium displaying a functional mini-cellulosome. *Microbial Cell Factories*, 10, 89.
- Juhász, T., Szengyel, Z., Réczey, K., Siika-Aho, M., & Viikari, L. (2005). Characterization of cellulases and hemicellulases produced by *Trichoderma reesei* on various carbon sources. *Process Biochemistry*, 40, 3519–3525.
- Kautola, H., & Linko, Y. Y. (1989). Fumaric acid production from xylose by immobilized *Rhizopus arrhizus* cells. *Applied Microbiology and Biotechnology*, 31, 448–452.
- Kawaguchi, H., Hasunuma, T., Ogino, C., & Kondo, A. (2016). Bioprocessing of bio-based chemicals produced from lignocellulosic feedstocks. *Current Opinion in Biotechnology*, 42, 30–39.
- Kim, S., Baek, S. H., Lee, K., & Hahn, J. S. (2013). Cellulosic ethanol production using a yeast consortium displaying a minicellulosome and β -glucosidase. *Microbial Cell Factories*, 12, 14.
- Kumar, R., Mago, G., Balan, V., & Wyman, C. E. (2009). Physical and chemical characterizations of corn stover and poplar solids resulting from leading pretreatment technologies. *Bioresource Technology*, 100, 3948–3962.
- Lambertz, C., Garvey, M., Klinger, J., Heesel, D., Klose, H., Fischer, R., & Commandeur, U. (2014). Challenges and advances in the heterologous expression of cellulolytic enzymes: A review. *Biotechnology for Biofuels*, 7, 135.
- Minty, J. J., Singer, M. E., Scholz, S. A., Bae, C. H., Ahn, J. H., Foster, C. E., ... Lin, X. N. (2013). Design and characterization of synthetic fungal-bacterial consortia for direct production of isobutanol from cellulosic biomass. *Proceedings of the National Academy of Sciences of the United States of America*, 110, 14592–14597.
- Moreno, A. D., Ibarra, D., Alvira, P., Tomás-Pejó, E., & Ballesteros, M. (2015). A review of biological delignification and detoxification methods for lignocellulosic bioethanol production. *Critical Reviews in Biotechnology*, 35, 342–354.
- Olson, D. G., McBride, J. E., Shaw, A. J., & Lynd, L. R. (2012). Recent progress in consolidated bioprocessing. *Current Opinion in Biotechnology*, 23, 396–405.
- Parisutham, V., Kim, T. H., & Lee, S. K. (2014). Feasibilities of consolidated bioprocessing microbes: From pretreatment to biofuel production. *Bioresource Technology*, 161, 431–440.
- Peterson, R., & Nevalainen, H. (2012). *Trichoderma reesei* RUT-C30-thirty years of strain improvement. *Microbiology*, 158, 58–68.
- Roa Engel, C. A., Straathof, A. J. J., Zijlmans, T. W., van Gulik, W. M., & van der Wielen, L. A. M. (2008). Fumaric acid production by fermentation. *Applied Microbiology and Biotechnology*, 78, 379–389.
- Valkonen, M., Penttilä, M., & Benčina, M. (2014). Intracellular pH responses in the industrially important fungus *Trichoderma reesei*. *Fungal Genetics and Biology*, 70:86–93.

How to cite this article: Scholz SA, Graves I, Minty JJ, Lin XN. Production of cellulosic organic acids via synthetic fungal consortia. *Biotechnology and Bioengineering*. 2018;115:1096–1100. <https://doi.org/10.1002/bit.26509>