

Therapist and computer-based brief interventions for drug use within a randomized controlled trial: effects on parallel trajectories of alcohol use, cannabis use and anxiety symptoms

Laura E. Drislane^{1,2} , Rebecca Waller^{1,3}, Meghan E. Martz¹, Erin E. Bonar¹ , Maureen A. Walton¹, Stephen T. Chermack^{1,4,5} & Frederic C. Blow^{1,4}

Addiction Center, Department of Psychiatry, University of Michigan, Ann Arbor, MI, USA,¹ Department of Psychology, Sam Houston State University, Huntsville, TX, USA,² Department of Psychology, University of Pennsylvania, Philadelphia, PA, USA,³ Center for Clinical Management Research, Health Services Research and Development, Veterans Health Administration, Ann Arbor, MI, USA⁴ and Mental Health Service, Veterans Affairs Ann Arbor Healthcare System, Ann Arbor, MI, USA⁵

ABSTRACT

Background and Aims Despite their high comorbidity, the effects of brief interventions (BI) to reduce cannabis use, alcohol use and anxiety symptoms have received little empirical attention. The aims of this study were to examine whether a therapist-delivered BI (TBI) or computer-guided BI (CBI) to address drug use, alcohol consumption (when relevant) and HIV risk behaviors, relative to enhanced usual care (EUC), was associated with reductions in parallel trajectories of alcohol use, cannabis use and anxiety symptoms, and whether demographic characteristics moderated reductions over time. **Design** Latent growth curve modeling was used to examine joint trajectories of alcohol use, cannabis use and anxiety symptoms assessed at 3, 6 and 12 months after baseline enrollment. **Setting** Hurley Medical Center Emergency Department (ED) in Flint, MI, USA. **Participants** The sample was 780 drug-using adults (aged 18–60 years; 44% male; 52% black) randomly assigned to receive either a TBI, CBI or EUC through the *HealthiER You* study. **Interventions and comparator** ED-delivered TBI and CBIs involved touchscreen-delivered and audio-assisted content. The TBI was administered by a Master's-level therapist, whereas the CBI was self-administered using a virtual health counselor. EUC included a review of health resources brochures in the ED. **Measurements** Assessments of alcohol use (10-item Alcohol Use Disorders Identification Test), cannabis use (past 30-day frequency) and anxiety symptoms (Brief Symptom Inventory-18) occurred at baseline and 3-, 6- and 12-month follow-up. **Findings** TBI, relative to EUC, was associated with significant reductions in cannabis use [$B = -0.49$, standard error (SE) = 0.20, $P < 0.05$] and anxiety ($B = -0.04$, SE = 0.02, $P < 0.05$), but no main effect for alcohol use. Two of 18 moderation tests were significant: TBI significantly reduced alcohol use among males ($B = -0.60$, SE = 0.19, $P < 0.01$) and patients aged 18–25 years in the TBI condition showed significantly greater reductions in cannabis use relative to older patients ($B = -0.78$, SE = 0.31, $P < 0.05$). Results for CBI were non-significant. **Conclusions** Emergency department-based therapist-delivered brief interventions to address drug use, alcohol consumption (when relevant) and HIV risk behaviors may also reduce alcohol use, cannabis use and anxiety over time, accounting for the overlap of these processes.

Keywords Alcohol, anxiety, brief intervention, cannabis, emergency department, latent growth curve modeling.

Correspondence to: Laura E. Drislane, Department of Psychology, Sam Houston State University, 1901 Avenue I, Room 308, Huntsville, TX, 77340, USA. Email: lauradriscane@gmail.com

Submitted 15 January 2019; initial review completed 11 March 2019; final version accepted 2 August 2019

INTRODUCTION

Alcohol and drug misuse quadruple the risk of emergency department (ED) injury-related admissions world-wide [1,2]. Thus, the ED provides an invaluable setting for

screening, brief intervention and referral to treatment (SBIRT) for substance use. The efficacy of SBIRT in health-care settings, including the ED, however, has been mixed. Prior studies have supported the efficacy of alcohol brief interventions (BI) [3–5], although BIs targeting drug

use have yielded inconsistent results [6–11] and the inclusion of boosters has shown no effect [12,13]. Further, the impact of alcohol and drug BIs on comorbid mental health problems (e.g. anxiety) is largely unknown.

More recently, *HealthiER You* [14] tested the efficacy of a computer-guided BI (CBI) and a therapist-delivered BI (TBI) relative to enhanced usual care (EUC) for drug-using adults presenting to an ED in a predominately low-income, urban community. The BIs were based on motivational interviewing (MI) and focused on reducing drug use, with HIV risk behaviors as a secondary behavioral target [15]. At 3-month follow-up, participants were re-randomized to receive either an adapted motivational enhancement therapy (AMET) booster or EUC. At 12-month follow-up, the therapist-delivered BI was associated with reduced number of days using any drug and reduced weighted drug days (the number of days using any drug, weighted by the number of drugs used each day). Both TBI and CBI contributed to fewer cannabis use days compared with EUC. The effects of boosters were non-significant [14].

Despite the promising findings of *HealthiER You*, the effectiveness of BIs for reducing substance use [8,16] in diverse health-care settings remains equivocal. Most previous drug-focused BIs were delivered in primary care settings where the severity of substance use problems tends to be low [17], which may account for a failure to detect significant intervention effects in some studies. One notable exception is Project QUIT [6], which was effective in reducing drug use. By contrast, utilizing an urban ED provided *HealthiER You* opportunities to reach at-risk populations [18] that may be more likely to benefit from brief interventions [8]. To address these inconsistencies, studies are needed to explore potential moderators of BI effectiveness to establish for whom BIs might be most effective, including critical demographic factors such as age, race and sex. For example, alcohol and cannabis use both typically peak during the early to mid-20s and are most common in males and white individuals [19]. Within urban, under-resourced communities, however, cannabis is highly prevalent [20].

In addition to alcohol and cannabis use being highly comorbid [21], anxiety symptoms also commonly co-occur with both alcohol and cannabis use and are associated with greater impairment than substance use alone [21]; as such, it is important to disentangle the processes that are shared versus unique among these co-occurring problems. Competing perspectives have been used to account for the comorbidity between anxiety and substance use disorders (SUD): (1) anxiety symptomology promotes SUDs, (2) SUDs promote anxiety problems, (3) a third common factor promotes both anxiety and problematic substance use and (4) there are bidirectional effects of anxiety and substance use on one another [22]. Given these complexities, longitudinal studies are necessary to clarify how these processes ‘travel together’ over time. While there is some

evidence that anxiety can moderate the effectiveness of cannabis treatment [22], no studies have tested whether BIs designed to reduce drug use can have positive collateral effects by simultaneously reducing parallel trajectories of alcohol use and symptoms of anxiety. This information would shed light on the extent to which efficacious drug-focused BIs contribute to positive mental health outcomes broadly or have specific effects only on drug use, which would imply the need for tailoring of BIs towards alcohol versus cannabis use versus mental health coping skills more specifically.

To address these gaps in the literature, we used data from *HealthiER You* [14] to examine trajectories of alcohol use, cannabis use and anxiety during a 12-month period among drug-using adults presenting to an ED located in a predominately low-income, urban community who were randomly assigned to receive CBI, TBI or EUC. Next, we investigated whether TBI or CBI (relative to EUC) was related to greater reductions in alcohol use, cannabis use or anxiety symptoms within a parallel process latent growth curve modeling (LGCM) framework that accounted for overlap of these outcomes. The use of LGCM enabled us to explore the unique variation in rates of alcohol use, cannabis use and anxiety symptoms over three follow-up periods (baseline, and 3-, 6- and 12-month) while simultaneously accounting for overlap of these processes [23]. Finally, we tested whether the effectiveness of TBI or CBI (relative to EUC) was moderated by sex, race or age. While prior work using data from *HealthiER You* [14] reported main outcomes, it did not account for the overlap in cannabis use, alcohol use and anxiety symptoms and did not explore moderators of treatment effectiveness. We hypothesized that both BIs (i.e. TBI and CBI) relative to EUC would be related to greater rates of reduction in all three processes—alcohol use, cannabis use and anxiety symptoms, given previous findings that *HealthiER You* BIs reduced cannabis use [14] and that cannabis use, alcohol use and anxiety tend to co-occur, such that improvements in one outcome may contribute to improvements in the others. Because no prior studies have explored potential moderation of parallel trajectories of these processes, we did not have a priori hypotheses about how sex, age or race might moderate the effectiveness of TBI and CBI on intervention outcomes.

METHODS

Study design

The design, procedures, sample and primary and secondary outcomes of the *HealthiER You* trial have been described in detail in prior publications [14,15,24]. Briefly, the trial involved a 3×2 factorial design where participants were initially randomized to one of three conditions delivered at the baseline ED visit: (1) 30-minute CBI, (2) 30-minute TBI or (3) EUC (review of health resources brochures in

the ED, exceeding the standard of care) (see Bonar *et al.* [24], Table 1, for detailed description of the interventions). After a 3-month follow-up assessment, participants were then randomized to receive an adapted motivational enhancement therapy (AMET) booster or EUC-B (B: Booster review of health brochures) (see Blow *et al.*, [14] for further description of AMET procedures). Follow-up staff and 3-month therapists were blinded to baseline condition assignment. Outcomes were measured at 3, 6 and 12 months after baseline enrollment. Procedures were approved by the University of Michigan and Hurley Medical Center Institutional Review Boards and a Certificate of Confidentiality was provided by the National Institutes Health.

Study setting and recruitment

Recruitment and baseline intervention delivery took place at the Hurley Medical Center Emergency Department (ED) in urban, Flint, Michigan from February 2011 to August 2012. Research assistants screened patients aged 18–60 years who were identified through the electronic medical record in the ED. After providing informed consent, patients completed screening measures to determine randomized controlled trial (RCT) eligibility (exclusions included psychosis, medical instability, in police custody, seeking care for suicidal ideation or acute sexual assault, non-English-speaking or illiterate, severe hearing or visual impairment). Compensation for the 15-minute screening survey was a \$1.00 gift (e.g. puzzle books, lotion). To be eligible for inclusion in the study, participants were required to have a Specific Substance Involvement score ≥ 4 for any illicit or misused prescription drug (i.e. stimulants,

sedatives, narcotics) within the past 3 months on the Alcohol, Smoking and Substance Involvement Screening Test (ASSIST [25]). Those agreeing to participate provided a second-stage informed consent and completed additional baseline survey measures and a time-line follow-back [26] interview plus a urine drug test (see [14,24] for more details).

Interventions

The interventions and EUC have been previously described in detail [14,15,24]. Briefly, the interventions were grounded in motivational interviewing [27], with parallel content in the CBI and TBI. Interventions used MI strategies to address participants' drug use, as well as alcohol consumption when relevant, and HIV risk behaviors. The interventions included identifying participants' strengths and goals while addressing drug use via tailored exercises and feedback. After each baseline BI, participants received a summary 'change plan' that was based on elements selected during the intervention (e.g. strengths, tools for change, etc.), as well as resource pamphlets (e.g. housing, food, etc.).

In the CBI, participants used a touchscreen tablet with audio via headphones that included still and moving images and interactive vignettes and exercises led by a virtual counselor, using tailored reflections. The TBI was delivered by Master's-level therapists, trained in MI by study investigators, using a touchscreen tablet to guide the session and maintain intervention fidelity in the chaotic ED environment where interruptions for medical care are common. The TBI covered similar content as the CBI, including focusing on goals, benefits of change, etc.

Table 1 Descriptive statistics for main outcome variables of cannabis use, alcohol use and anxiety symptoms in the whole sample and across each of the intervention conditions.

	Whole sample			Therapist-delivered brief intervention			Computer-guided brief intervention			Control		
	N	Mean	SD	n	Mean	SD	n	Mean	SD	n	Mean	SD
Alcohol use (baseline)	780	5.08	7.22	266	4.94	7.04	257	4.75	6.62	257	5.56	7.94
Alcohol use (3-month follow-up)	628	5.49	7.69	223	5.35	6.96	199	5.21	8.01	206	5.92	8.13
Alcohol use (6 month follow-up)	659	4.25	6.13	234	4.63	6.24	208	3.95	5.99	217	4.14	6.14
Alcohol use (12-month follow-up)	679	4.12	6.43	233	4.46	6.53	221	3.61	6.15	225	4.27	6.57
Cannabis use (baseline)	780	13.06	11.70	266	13.69	11.76	257	11.94	11.65	257	13.53	11.65
Cannabis use (3-month follow-up)	628	13.25	12.06	223	14.39	12.14	199	11.63	11.73	206	13.57	12.16
Cannabis use (6-month follow-up)	659	12.28	12.17	234	13.80	12.53	208	10.44	11.73	217	12.40	12.02
Cannabis use (12-month follow-up)	679	12.46	12.32	233	14.06	12.54	221	9.98	11.42	225	13.23	12.61
Anxiety symptoms (baseline)	778	0.93	1.03	264	0.88	1.01	257	0.95	1.02	257	0.95	1.07
Anxiety symptoms (3-month follow-up)	628	1.00	1.05	223	1.03	1.02	199	0.98	1.10	206	0.99	1.04
Anxiety symptoms (6-month follow-up)	659	0.86	0.96	234	0.92	0.97	208	0.83	1.04	217	0.81	0.88
Anxiety symptoms (12-month follow-up)	679	0.81	0.95	233	0.85	0.97	221	0.82	0.97	225	0.75	0.91

SD = standard deviation.

At 3 months, a 40-minute AMET session was also delivered by Master's-level therapists. This session involved a review of participants' substance use from the past 3 months, which assisted with tailoring the session that was also computer-guided to support therapists in moving through the intervention components. Therapists delivering the TBI and AMET passed proficiency thresholds determined using the Motivational Interviewing Treatment Integrity Code (MITI Moyers *et al.*, unpublished; Motivational Interview Adherent summary score of 99 and 97% for AMET [14]).

At both time-points, the EUC condition involved reviewing a local health resource brochure and HIV prevention information. This information was also given to participants in the other conditions at both baseline and follow-up visits to control for information receipt. Response rates were greater than 80% for all follow-up periods (3 months: 81%, 6 months: 85%, 12 months: 87%) and

were similar in all three intervention groups (CBI, TBI, EUC) [14,24].

Measures

Outcome measures included (a) past 3-month alcohol use severity as measured by the 10-item Alcohol Use Disorders Identification Test (AUDIT [28]), which includes frequency of use, average consumption and binge drinking along with seven consequence items (baseline $\alpha = 0.89$, 3-month $\alpha = 0.90$, 6-month $\alpha = 0.87$, 12-month $\alpha = 0.88$), (b) past 30-day cannabis use frequency as measured by the National Survey on Drug Use and Health (NSDUH) CAI Specifications for Programming [29] and (c) past-week anxiety symptoms as measured by a three-item anxiety subscale of the Brief Symptom Inventory-18 (BSI-18 [30]) (baseline $\alpha = 0.79$, 3-month $\alpha = 0.83$, 6-month $\alpha = 0.82$, 12-month

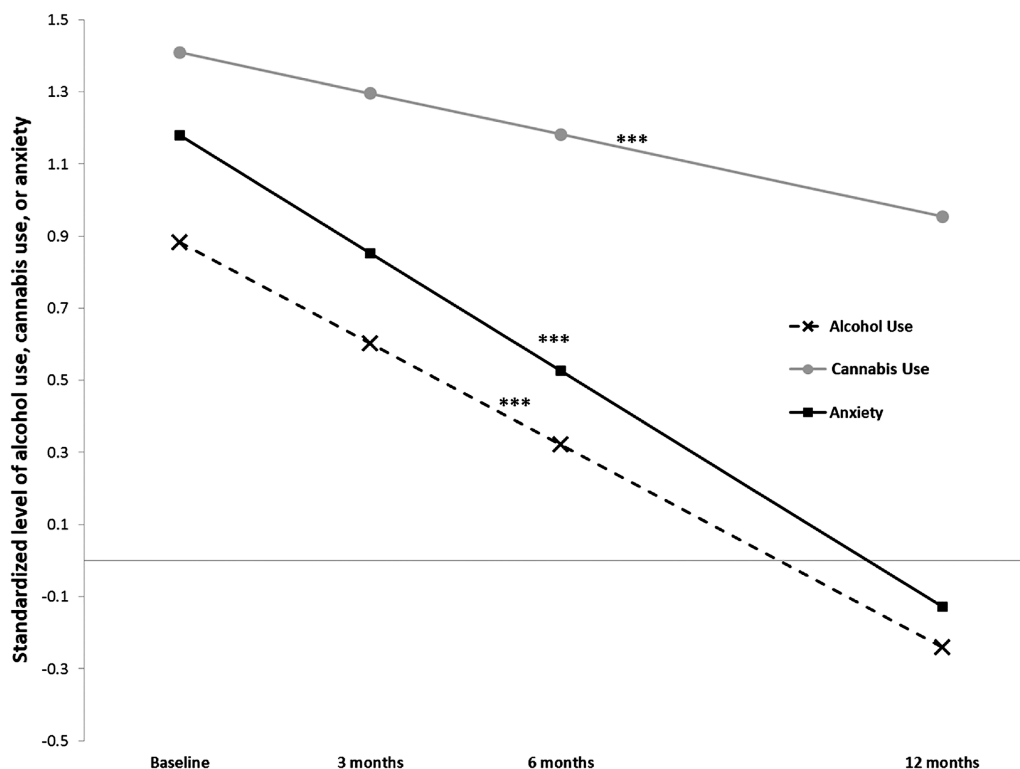


Figure 1 Joint process model showing that alcohol use, cannabis use and anxiety levels decreased significantly across the whole sample from baseline to 12-month follow-up. *** $P < 0.001$. Model fit statistics: comparative fit index (CFI) = 0.94; Taylor–Lewis Index (TLI) = 0.92, root mean square error of approximation (RMSEA) = 0.06, standardized root mean square residual (SRMR) = 0.05. Standardized values reflect Z-scores. Overall, throughout the whole sample, there was a reduction in alcohol use across the four time-points, with significant variance in both starting levels (intercept) and linear change (slope): means: slope, $B = -0.04$, standard error (SE) = 0.01, $P < 0.001$, intercept, $B = 0.96$, SE = 0.04, $P < 0.001$; variances: slope, $B = 0.01$, SE = 0.006, $P < 0.05$. Intercept, $B = 0.66$, SE = 0.06, $P < 0.001$. There was also a reduction in cannabis use across time, with significant variance in both starting levels (intercept) and linear change (slope): means: slope, $B = -0.18$, SE = 0.11, $P = 0.11$, intercept, $B = 13.08$, SE = 0.40, $P < 0.001$; variances: slope, $B = 2.63$, SE = 0.93, $P < 0.01$. Intercept, $B = 86.07$, SE = 5.20, $P < 0.001$. There was a significant correlation between the starting levels of anxiety and alcohol use ($r = 0.31$, $P < 0.001$), but not between anxiety and cannabis use or between alcohol and cannabis use. Finally, there were correlations between slope factors (i.e. correlation in linear change): alcohol and cannabis use, $r = 0.35$, $P < 0.05$; alcohol use and anxiety: $r = 0.47$, $P < 0.05$; cannabis and anxiety: $r = 0.42$, $P < 0.05$.

$\alpha = 0.81$). These measures have well-established validity [31–33].

Analytical plan

Aim 1: Explore trajectories of alcohol use, cannabis use and anxiety during a 12-month period

We used parallel process latent growth curve modeling (LGCM) in Mplus version 7.2 with full information maximum likelihood estimation with robust standard errors based on a covariance matrix generated from multiple covariates (i.e. age, sex, race) to account for any missing data [34]. Scores for alcohol use, cannabis use and anxiety symptoms at baseline, 3-, 6- and 12-month assessments were used as indicators for the intercept (starting values) and slope (linear change) factors for each process, with baseline set as the intercept. The slope and intercept factors for each process (i.e. alcohol use, cannabis use and anxiety) were allowed to covary, to take into account the ‘parallel’ or ‘joint’ nature of the processes unfolding over time at

the latent level (but not at the observed indicator level), and each slope factor was regressed onto each of the three intercept factors. All models also accounted for subsequent AMET randomization [14]. Comparative fit index (CFI: cut-off value 0.95) and root mean square error of approximation (RMSEA: cut-off value 0.06) were used to assess model fit [35].

Aim 2: Impact of intervention on reductions in alcohol use, cannabis use and anxiety and potential moderation by sex, age and race

To explore the main effects of the interventions and potential moderation by sex, age and race, we tested a single path model in Mplus where we regressed slope and intercept factors onto intervention conditions (TBI relative to EUD and CBI relative to EUD) and interaction terms between intervention condition (i.e. TBI or CBI relative to EUD) with sex, race and age. An intent-to-treat approach was used to include all available data for all participants who were randomized. We probed significant interactions

Table 2 Main and moderating effects of intervention condition and sex, age, and race on linear reduction in concomitant cannabis use, alcohol use and anxiety.

	Slope factors								
	Cannabis			Alcohol			Anxiety		
	B (SE)	β	P	B (SE)	β	P	B (SE)	β	P
Main effects									
Male	0.07 (0.40)	0.02	0.871	0.34 (0.19)	0.16	0.070	-0.06 (0.03)	-0.20*	0.023
Age	0.001 (0.02)	0.001	0.998	0.01 (0.01)	0.15	0.065	0.003 (0.001)	0.18*	0.023
White	-0.01 (0.38)	-0.003	0.981	-0.17 (0.17)	-0.08	0.307	-0.03 (0.03)	-0.10	0.233
TBI	-1.01 (0.38)	-0.29*	0.007	0.02 (0.19)	0.01	0.929	-0.06 (0.03)	-0.17*	0.039
CBI	-0.38 (0.37)	-0.11	0.304	-0.10 (0.18)	-0.05	0.569	-0.04 (0.03)	-0.13	0.157
Effects of starting levels									
Cannabis intercept	-0.03 (0.02)	-0.16	0.164	0.004 (0.007)	0.03	0.586	-0.001 (0.001)	-0.09	0.203
Alcohol intercept	-0.004 (0.03)	-0.01	0.883	-0.09 (0.03)	-0.47***	0.001	0.001 (0.002)	0.05	0.564
Anxiety intercept	-0.68 (0.35)	-0.35	0.052	-0.49 (0.18)	-0.39**	0.006	-0.03 (0.04)	-0.14	0.518
Interaction effects									
TBI \times male	-0.13 (0.52)	-0.03	0.808	-0.66 (0.26)	-0.22*	0.010	0.05 (0.04)	0.10	0.217
CBI \times male	0.37 (0.53)	0.08	0.485	-0.02 (0.27)	-0.01	0.947	0.04 (0.04)	0.09	0.272
TBI \times age	0.04 (0.02)	0.16*	0.039	0.02 (0.01)	0.09	0.202	0.001 (0.002)	0.01	0.947
CBI \times age	0.001 (0.02)	-0.002	0.985	-0.02 (0.01)	-0.12	0.084	0.001 (0.002)	0.91	0.928
TBI \times white	0.45 (0.51)	0.13	0.268	0.24 (0.14)	0.08	0.326	0.07 (0.04)	0.16	0.069
CBI \times white	-0.27 (0.43)	-0.06	0.606	-0.05 (0.25)	-0.02	0.842	0.003 (0.04)	0.01	0.937
R ²		0.15**			0.33***			0.29***	

*** $P < 0.001$; ** $P < 0.01$; * $P < 0.05$. TBI = therapist-based intervention; CBI = computer-based intervention; SE = standard error. Model fit statistics: comparative fit index (CFI) = 0.93, Taylor–Lewis Index (TLI) = 0.91, root mean square error of approximation (RMSEA) = 0.04, standardized root mean square residual (SRMR) = 0.03. Effects of interventions are relative to a no-intervention control group within a randomized controlled trial (RCT) design. Income was not a significant predictor in the model and its inclusion did not change the findings presented. Thus, consistent with the original publication using this intervention sample, it was not included in the final model (Blow *et al.* [14]). All models also accounted for subsequent AMET randomization (Blow *et al.* [14]). Because depression and anxiety are often comorbid, we controlled for the effects of depression symptoms at baseline on all intercept and slope factors. Higher levels of depression were related to higher starting levels (i.e. intercept factor scores) of anxiety and alcohol use and significant increases (i.e. slope factor) in alcohol use over time (results available on request). Finally, each intercept factor was also simultaneously regressed onto sex, age and race. Starting levels of cannabis use and alcohol use were higher in males, starting levels of alcohol use were lower in white participants, starting levels of cannabis were higher in younger participants and starting levels of anxiety were higher in older participants (results available on request).

by separately exploring slopes for males versus females, white versus non-white participants, and different ages.

RESULTS

Descriptives

Participants were aged 31 years on average [range = 18–60; standard deviation (SD) = 10.9]; 44% ($n = 347$) were male and 52% ($n = 407$) were black (see [14] for further details). At baseline, 66% of the sample ($n = 513$) reported cannabis use problems (ASSIST score ≥ 4), 23% ($n = 179$) displayed harmful alcohol use (AUDIT score ≥ 8) and 25% ($n = 196$) displayed significant symptoms of anxiety (BSI anxiety score > 1.33 , equivalent to a T-score > 63 among both men and women). There were no statistical differences in baseline demographic, drug use or anxiety characteristics across intervention groups (CBI, TBI, EUC). Table 1

presents descriptive statistics for alcohol use, cannabis use and anxiety symptoms across all four assessment points.

Aim 1: Trajectories of alcohol use, cannabis use and anxiety during a 12-month period

Figure 1 displays the longitudinal trajectories of alcohol use, cannabis use and anxiety after accounting for their shared overlap across the whole sample from baseline to 12-month follow-up [CFI = 0.94; Taylor–Lewis Index (TLI) = 0.92, RMSEA = 0.06, standardized root mean square residual (SRMR) = 0.05]. Alcohol use, cannabis use and anxiety symptoms all showed significant reductions over the 1-year follow-up. In support of these processes as being overlapping or ‘joint processes’, higher starting levels (i.e. intercept factors) of anxiety and alcohol use were correlated, and there were significant correlations between slope factors (i.e. correlation in

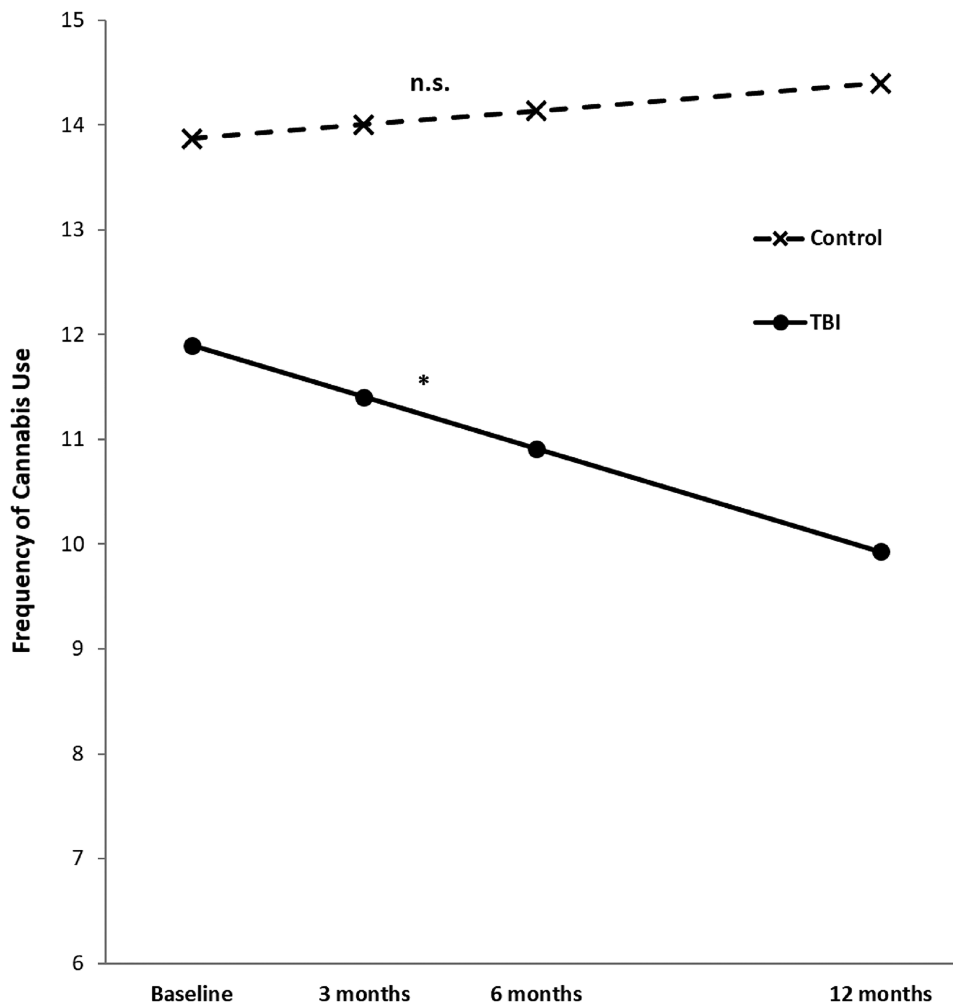


Figure 2 Cannabis use showed a significant reduction over time from baseline to 12 months in the therapist-based intervention (TBI) group. $*P < 0.05$, NS = non-significant. There was a significant linear reduction in cannabis use over time in the TBI group [$B = -0.49$, standard error (SE) = 0.20, $P < 0.05$] but not the control group ($B = 0.13$, SE = 0.20, $P = 0.50$)

rates of linear change) for all three variables. That is, the rate of reduction for all three processes was correlated (see Fig. 1).

Aim 2: Impact of intervention on reductions in alcohol use, cannabis use and anxiety symptoms and potential moderation

Table 2 presents results from the single model regressing slope factors from the parallel process growth model onto the main and moderating effects of intervention condition (TBI or CBI relative to EUC), sex, age and race on linear change. The model also controlled for main effects of sex, age and race on starting levels of substance use and anxiety (i.e. intercept factors) (CFI = 0.93, TLI = 0.91, RMSEA = 0.04, SRMR = 0.03). First, we found a main effect of TBI on cannabis use slope. Specifically, there was a significant reduction in cannabis use over time in the TBI group, but not the EUC group (Fig. 2). Similarly, there was a main effect of TBI relative to EUC on reduction in anxiety levels from baseline to 12-months (Table 2; Fig. 3).

There were no unique main effects of CBI relative to EUC on the rate of change in any of the three parallel processes of alcohol use, cannabis use and anxiety symptoms, taking into account the overlap of these processes.

In the same model, we included interaction terms between intervention condition and sex, age and race. First, we found that sex moderated the effectiveness of TBI on the rate of reduction in alcohol use (Table 2). We probed this interaction by exploring rates in reduction in alcohol use among males and females separately. Relative to the EUC condition, we found a significant linear reduction in the rate of alcohol use over time among males, but not females, in the TBI group (see Fig. 4). Secondly, the effect of TBI on the slope of cannabis use was moderated by age. We explored this interaction among four different age groups. We found that only participants aged 18–25 years who received TBI, but not aged 26–35, 36–46 or 46 and older, showed significant reductions in cannabis use relative to EUC. We

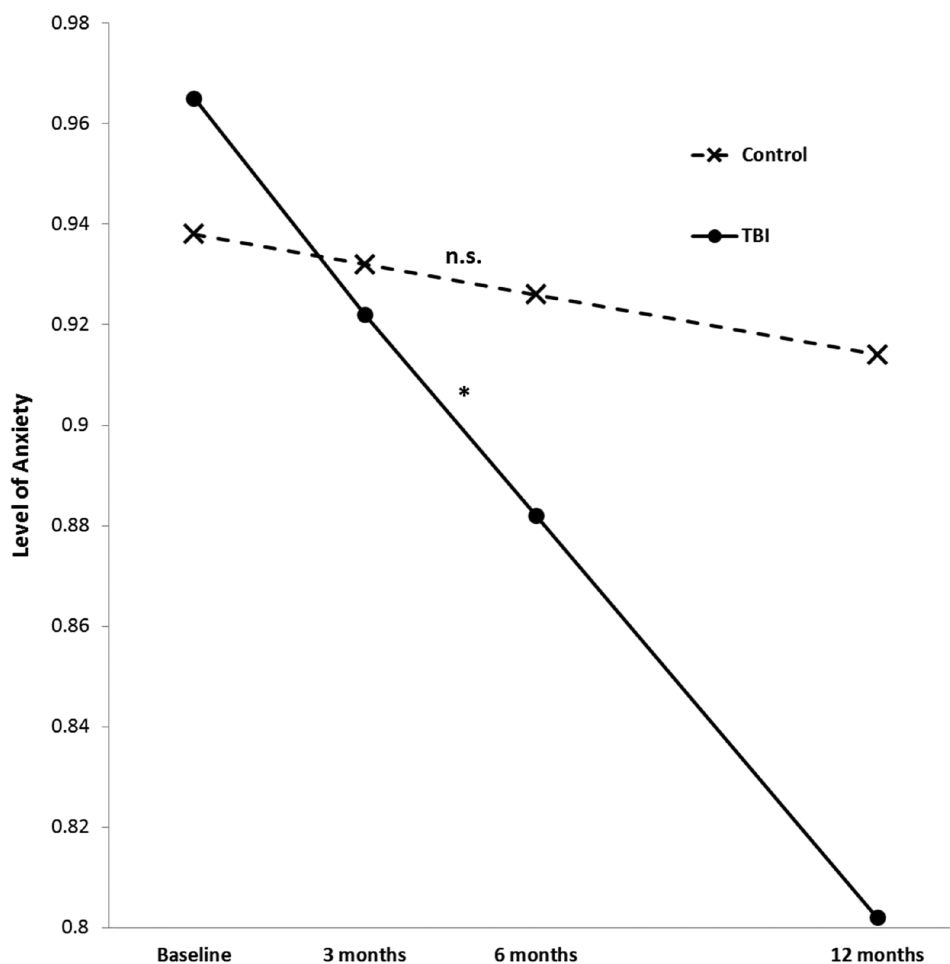


Figure 3 Anxiety level showed a significant reduction over time from baseline to 12 months in the therapist-based intervention (TBI). * $P < 0.05$, NS = non-significant. There was a significant linear reduction in level of anxiety over time in the TBI group [$B = -0.04$, standard error (SE) = 0.02, $P < 0.05$] but not the control group ($B = -0.006$, SE = 0.02, $P = 0.74$)

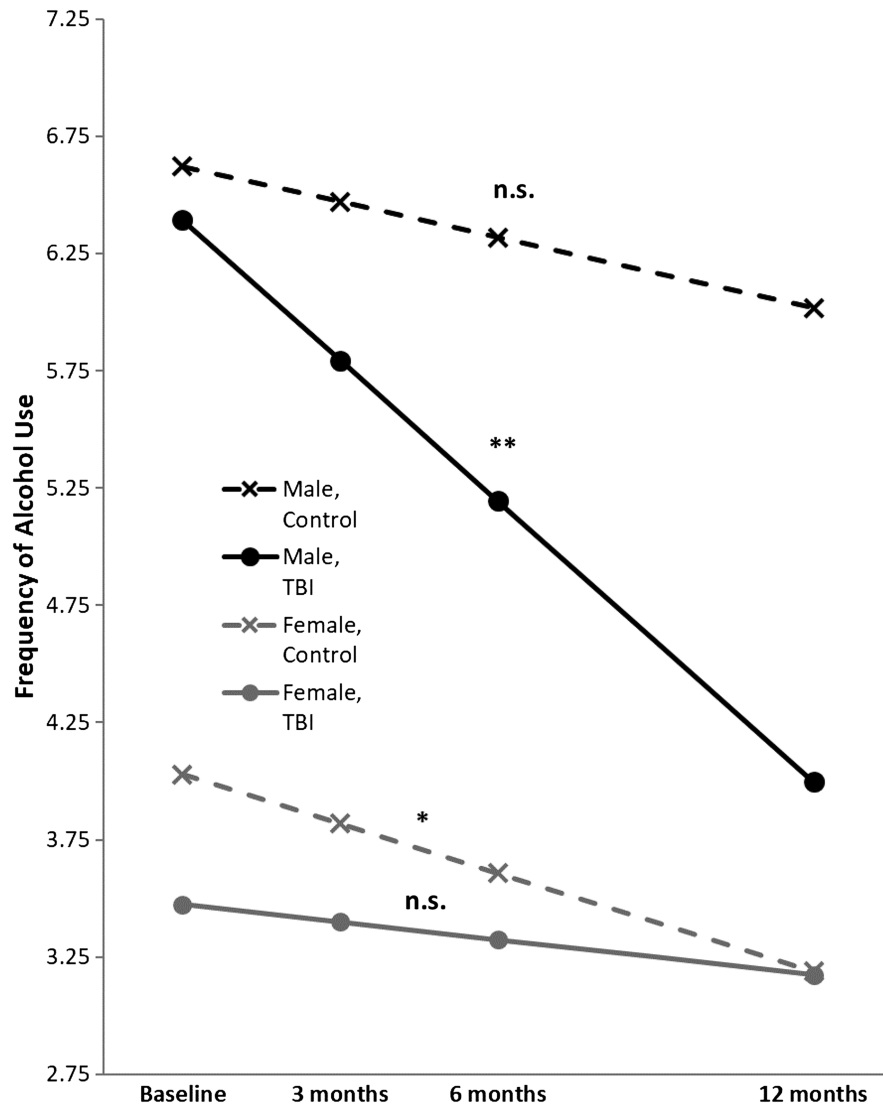


Figure 4 Alcohol use showed a significant reduction over time from baseline to 12 months among males in the therapist-based intervention (TBI). $***P < 0.01$, $*P < 0.05$, NS = non-significant. There was a significant linear reduction in level of alcohol use over time among males in the TBI group [$B = -0.60$, standard error (SE) = 0.19, $P < 0.01$] but not the control group ($B = -0.15$, SE = 0.18, $P = 0.40$). Among females, there was a slight decrease in alcohol use in the control group ($B = -0.21$, SE = 0.11, $P < 0.05$), but the rate of alcohol use among females in the TBI group did not change significantly ($B = -0.08$, SE = 0.12, $P = 0.52$)

found no significant moderation of the effects for the CBI, or of either TBI or CBI by race (Fig. 5).

DISCUSSION

Alcohol use, cannabis use and anxiety symptoms often co-occur and it is critical to study how they 'travel together' and the extent to which BIs aimed at reducing drug use that can be implemented with high fidelity and accessibility might exert collateral effects on alcohol use and anxiety. In this novel study that incorporated sophisticated quantitative modeling techniques using data from a large sample of low-income, urban adults who presented to an ED, we examined 12-month trajectories of alcohol use, cannabis

use and anxiety following completion of drug-focused TBI or CBI intervention modalities compared to EUC. We showed that TBI was effective in reducing cannabis use and anxiety symptomatology. Moreover, we found that TBI was effective in reducing alcohol use specifically among males and that younger participants benefited the most from the effects of TBI in reducing cannabis use. We highlight three main implications from these findings.

First, we found that TBI was an effective intervention for reducing harmful drug and alcohol use, as well as co-occurring anxiety symptoms, among ED patients. These results indicate that successfully intervening on drug use can positively impact comorbid alcohol use and anxiety symptoms, suggesting that concurrent or integrated treatments

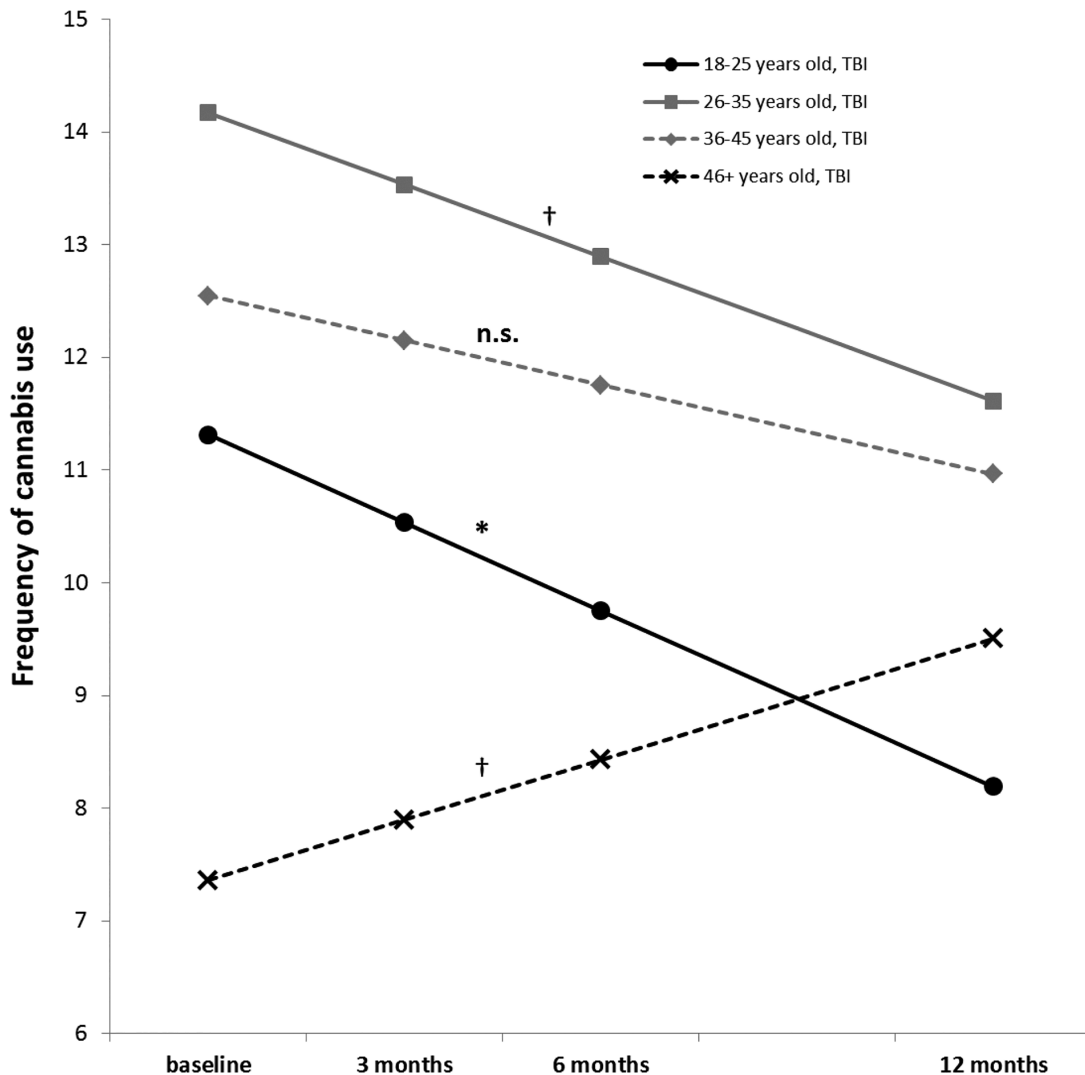


Figure 5 Participants aged 18–25 years benefited most from the therapist-based intervention (TBI) relative to other age groups. * $P < 0.05$, † $P < 0.10$. The figure shows linear change in cannabis usage among individuals within the TBI group divided into four age categories: 18–25 ($n = 101$), 25–35 ($n = 76$), 36–45 ($n = 45$) and 46 years and older ($n = 35$). Individuals aged 18–25 years who received TBI showed a significant reduction in cannabis usage [$B = -0.78$, standard error (SE) = 0.31, $P < 0.05$]; individuals aged 26–35 within the TBI group also showed a modest reduction in cannabis use, but was not significant ($B = -0.64$, SE = 0.38, $P = 0.09$); individuals aged 36–45 years within the TBI group did not show a significant change in usage ($B = -0.40$, SE = 0.50, $P = 0.43$); finally, individuals aged 46 years or older within the TBI group actually showed a slight increase in cannabis use but was not significant ($B = 0.54$, SE = 0.31, $P = 0.09$)

for anxiety-related problems may not be necessary for some individuals [36]. Although CBI reduced cannabis use days when examined as a sole outcome [14], CBI relative to EUC did not result in significant reductions in severity of alcohol use, cannabis use and anxiety when examined as simultaneous outcomes. While CBI offers many advantages, such as convenience and low costs, aspects of communicating in-person with a therapist during a single session may facilitate enhanced change processes in multiple co-occurring outcomes beyond the scope of a self-directed, single session computer program. Additional research is needed to compare effectiveness of therapist

versus computer-based BIs directly and among more representative samples.

Secondly, reductions in alcohol use after TBI were found among men, but not women. Although females showed decreasing alcohol use during the 12 months following TBI, the extent of their declines in alcohol use were much smaller than males. By the 12-month follow-up, frequency of alcohol use remained higher among males compared to females, but the sex gap significantly narrowed as a result of TBI. This is consistent with findings from a systematic review of brief alcohol interventions in primary care settings [37], which reported evidence for clear reductions in

alcohol use following BI for men, but not women. The mechanism driving this sex difference is probably lower rates of consumption resulting in floor effects; however, more research is needed to examine ways to enhance interventions for women (e.g. greater inclusion of sex-specific consequences) [38]. In contrast to sex differences in intervention effects, race did not impact linear reductions in cannabis use, alcohol use or anxiety. This is notable, given the racial diversity of the present sample. Many previous BI RCTs have utilized primarily white samples (however, see [39]), which has limited the ability to examine systematic differences in intervention effectiveness as a function of race or ethnicity [37].

Thirdly, significant reductions in cannabis use in the TBI condition were specifically found among young adults between the ages of 18 and 25 years. This finding is critical from a developmental perspective, because substance use tends to peak during the transition to adulthood (i.e. aged 18–25 years [19]). This developmental period also coincides with the typical onset of symptoms of substance use disorder (SUD [20]). Approximately 5.3 million—or one in seven—young adults in the United States aged 18–25 years have a SUD, which represents the largest proportion of individuals with problematic substance use [2,40]. Thus, findings from the present study highlight the potential impact of the *HealthiER You* TBI on reducing cannabis use among young adults at a critical juncture in development. The ED may be an especially important venue for SBIRT with drug-using emerging adults who may not otherwise receive interventions, because the ED is a frequent source of care to uninsured and under-insured populations [41,42], and emerging adults often lack connection to health-care providers when transitioning out of pediatric medicine [42–45].

Strengths and limitations

A major strength of the present study is its methodological approach. Given the high co-occurrence of alcohol use, cannabis use and anxiety, examining their parallel trajectories provides valuable information pertaining to the utility of TBI and CBI for drug use in impacting not only substance use, but also mental health outcomes. We also were able to examine potential moderators of the effectiveness of BIs, providing more information about which interventions are effective in reducing alcohol use, cannabis use and anxiety, and for whom. Although a strength of the study is the ED sample of racially diverse, low-income adults the findings, including moderation effects, require replication prior to generalization to other populations. Further, this study was conducted among adults screening positive for drug use (primarily cannabis), and findings may not generalize to samples screening positive for alcohol use or other mental health concerns. In addition, dismantling studies may

provide insights into which components of BIs contribute to improvements across mental health outcomes, including anxiety and substance use, versus those that are specific to reducing drug and alcohol use.

CONCLUSIONS

In summary, findings from the present study not only highlight the potential utility of a motivational interviewing-based TBI focused on reducing drug use for also reducing alcohol use, cannabis use and anxiety symptoms up to 12 months following the intervention, but also demonstrate the importance of examining subgroup differences, such as sex and age, in relation to intervention outcomes. TBIs implemented through the *HealthiER You* study offer a relatively time-efficient way to reduce substance use and improve anxiety symptoms.

Clinical trial registration

Name of trial: HealthiER You: Optimizing Screening, Brief Interventions, and Referral to Treatment (SBIRT) in the Emergency Department. Registration number: NCT01113190. Registration date: 20 April 2010. Recruitment initiation date: 2 February 2011. Link: <https://clinicaltrials.gov/ct2/show/NCT01113190?term=healthier+you&rank=2>.

Declaration of interests

None.

Acknowledgements

This research was supported by the National Institute on Drug Abuse grant R01DA026029 and the National Institute on Alcohol Abuse and Alcoholism grant T32AA007477. The work is, however, the sole responsibility of the authors and does not reflect the positions of the National Institutes of Health.

References

1. Cherpitel C. J., Bond J., Ye Y., Borges G., MacDonald S., Stockwell T. *et al.* Alcohol-related injury in the ER: a cross-national meta-analysis from the emergency room collaborative alcohol analysis project (ERCAAP). *J Stud Alcohol* 2003; **64**: 641–9.
2. Substance Abuse and Mental Health Services Administration. *Results from the 2011 National Survey on Drug Use and Health: Summary of National Findings and Detailed Tables*. Rockville, MD: Substance Abuse and Mental Health Services Administration; 2014.
3. Havard A., Shakeshaft A., Sanson-Fisher R. Systematic review and meta-analyses of strategies targeting alcohol problems in emergency departments: interventions reduce alcohol-related injuries. *Addiction* 2008; **103**: 368–76.

4. Nilsen P., Baird J., Mello M. J., Nirenberg T., Woolard R., Bendtsen P. *et al.* A systematic review of emergency care brief alcohol interventions for injury patients. *J Subst Abuse Treat* 2008; **35**: 184–201.
5. Schmidt C. S., Schulte B., Seo H.-N., Kuhn S., O'Donnell A., Kriston L. *et al.* Meta-analysis on the effectiveness of alcohol screening with brief interventions for patients in emergency care settings. *Addiction* 2016; **111**: 783–94.
6. Gelberg L., Andersen R. M., Afifi A. A., Leake B. D., Arangua L., Vahidi M. *et al.* Project QUIT (Quit Using Drugs Intervention Trial): a randomized controlled trial of a primary care-based multi-component brief intervention to reduce risky drug use. *Addiction* 2015; **110**: 1777–90.
7. Guan W., Liu T., Baird J. R., Merchant R. C. Evaluation of a brief intervention to reduce the negative consequences of drug misuse among adult emergency department patients. *Drug Alcohol Depend* 2015; **157**: 44–53.
8. Saitz R. Screening and brief intervention for unhealthy drug use: little or no efficacy. *Front psychiatry* [internet]. 2014 [cited 2018 Apr 11];5. Available at: <https://www.frontiersin.org/articles/10.3389/fpsy.2014.00121/full> (accessed 15 December 2018).
9. Saitz R., Palfai T. P., Cheng D. M., Alford D. P., Bernstein J. A., Lloyd-Travaglini C. *et al.* Screening and brief intervention for drug use in primary care: the ASPIRE randomized clinical trial. *JAMA* 2014; **312**: 502–13.
10. Woodruff S. I., Clapp J. D., Eisenberg K., McCabe C., Hohman M., Shillington A. M. *et al.* Randomized clinical trial of the effects of screening and brief intervention for illicit drug use: the life shift/shift gears study. *Addict Sci Clin Pract* 2014; **9**: 8.
11. Humeniuk R., Ali R., Babor T., Souza-Formigoni M. L. O., de Lacerda R. B., Ling W. *et al.* A randomized controlled trial of a brief intervention for illicit drugs linked to the alcohol, smoking and substance involvement screening test (ASSIST) in clients recruited from primary health-care settings in four countries. *Addiction* 2012; **107**: 957–66.
12. Bogenschutz M. P., Donovan D. M., Mandler R. N., Perl H. I., Forchimes A. A., Crandall C. *et al.* Brief intervention for patients with problematic drug use presenting in emergency departments a randomized clinical trial. *JAMA Intern Med* 2014; **174**: 1736–45.
13. Roy-Byrne P., Bumgardner K., Krupski A., Dunn C., Ries R., Donovan D., *et al.* Brief intervention for problem drug use in safety-net primary care settings a randomized clinical trial. *JAMA* 2014; **312**: 492–501.
14. Blow F. C., Walton M. A., Bohnert A. S. B., Ignacio R. V., Chermack S., Cunningham R. M. *et al.* A randomized controlled trial of brief interventions to reduce drug use among adults in a low-income urban emergency department: the HealthIER you study. *Addiction* 2017; **112**: 1395–405.
15. Bonar E. E., Walton M. A., Barry K. L., Bohnert A. S. B., Chermack S. T., Cunningham R. M. *et al.* Sexual HIV risk behavior outcomes of brief interventions for drug use in an inner-city emergency department: secondary outcomes from a randomized controlled trial. *Drug Alcohol Depend* 2018; **183**: 217–24.
16. Saitz R. Commentary on Gelberg *et al.* 2015: alcohol and other drug screening and brief intervention—evidence in crisis. *Addiction* 2015; **110**: 1791–3.
17. Harris M. J., Patel B., Bowen S. Primary care access and its relationship with emergency department utilisation: an observational, cross-sectional, ecological study. *Br J Gen Pract* 2011; **61**: e787–e793.
18. Geurts J., Palatnick W., Strome T., Weldon E. Frequent users of an inner-city emergency department. *Can J Emerg Med* 2012; **14**: 306–13.
19. Schulenberg J. E., Johnston L. D., O'Malley P. M., Bachman J. G., Miech R. A., Patrick M. E. *Monitoring the Future national survey results on drug use, 1975–2016: Volume II, college students and adults ages 19–55*. Ann Arbor, MI: Institute for Social Research, The University of Michigan; 2017.
20. Hasin D. S., Saha T. D., Kerridge B. T., Goldstein R. B., Chou S. P., Zhang H. *et al.* Prevalence of marijuana use disorders in the United States between 2001–2002 and 2012–2013. *JAMA Psychiatry* 2015; **72**: 1235–42.
21. Grant B. F., Saha T. D., Ruan W. J., Goldstein R. B., Chou S. P., Jung J. *et al.* Epidemiology of DSM-5 drug use disorder: results from the National Epidemiologic Survey on alcohol and related conditions—III. *JAMA Psychiatry* 2016; **73**: 39–47.
22. Kushner M. G., Abrams K., Borchardt C. The relationship between anxiety disorders and alcohol use disorders: a review of major perspectives and findings. *Clin Psychol Rev* 2000; **20**: 149–71.
23. Bollen K. A., Curran P. J. *Latent Curve Models: A Structural Equation Perspective*. Hoboken, New Jersey: John Wiley & Sons; 2006, p. 308.
24. Bonar E. E., Walton M. A., Cunningham R. M., Chermack S. T., Bohnert A. S. B., Barry K. L. *et al.* Computer-enhanced interventions for drug use and HIV risk in the emergency room: preliminary results on psychological precursors of behavior change. *J Subst Abuse Treat* 2014; **46**: 5–14.
25. Newcombe D. A., Humeniuk R. E., Ali R. Validation of the World Health Organization alcohol, smoking and substance involvement screening test (ASSIST): report of results from the Australian site. *Drug Alcohol Rev* 2005; **24**: 217–26.
26. Sobell L., Sobell M. Timeline follow-back—a technique for assessing self-reported alcohol-consumption. In: Litten R., Allen J., editors. *Measuring Alcohol Consumption*. Humana Press, Totowa, NJ; 1992, pp. 41–72.
27. Miller W. R., Rollnick S. *Motivational Interviewing: Preparing People for Change, 2nd edn*. New York, NY: Guilford Press; 2002.
28. Saunders J., Aasland O., Babor T., Delafuente J., Grant M. Development of the alcohol-use disorders identification test (AUDIT)—WHO collaborative project on early detection of persons with harmful alcohol—consumption. 2. *Addiction* 1993; **88**: 791–804.
29. Office of Applied Studies. *National Survey on Drug Use and Health: CAI Specifications for Programming (English version)*, Vol. 2009. Rockville, MD: Substance Abuse and Mental Health Services Administration; 2010.
30. Recklitis C. J., Parsons S. K., Shih M., Mertens A., Robison L. L., Zelter L. Factor structure of the brief symptom inventory—18 in adult survivors of childhood cancer: results from the childhood cancer survivor study. *Psychol Assess* 2006; **18**: 22–32.
31. Reinert D. E., Allen J. P. The alcohol use disorders identification test (AUDIT): a review of recent research. *Alcohol Clin Exp Res* 2002; **26**: 272–9.
32. Substance Abuse and Mental Health Services Administration. *Reliability of Key Measures in the National Survey on Drug Use and Health*. Office of Applied Studies, Methodology Series M-8. HHS Publication no. SMA 09-4425. US. Rockville, MD: Department of Health and Human Services; 2010.
33. Wang J., Kelly B. C., Booth B. M., Falck R. S., Leukefeld C., Carlson R. G. Examining factorial structure and measurement

- invariance of the brief symptom inventory (BSI)-18 among drug users. *Addict Behav* 2010; **35**: 23–9.
34. Muthén L. K., Muthén B. O. *Mplus (version 7.3) (1998–2014)*. Los Angeles, CA: Muthén & Muthén; 2014.
 35. Hu L., Bentler P. M. Cutoff criteria for fit indexes in covariance structure analysis: conventional criteria versus new alternatives. *Struct Equ Model Multidiscip J* 1999; **6**: 1–55.
 36. McHugh K. Treatment of co-occurring anxiety disorders and substance abuse disorders. *Harv Rev Psychiatry* 2015; **23**: 99–111.
 37. Kaner EFS, Dickinson HO, Beyer FR, Campbell F, Schlesinger C, Heather N. *et al.* Effectiveness of brief alcohol interventions in primary care populations. *Cochrane Database Syst Rev* 2007; Available at: <https://doi.org/10.1002/14651858.CD004148.pub3> (accessed 15 December 2018).
 38. Nolen-Hoeksema S. Gender differences in risk factors and consequences for alcohol use and problems. *Clin Psychol Rev* 2004; **24**: 981–1010.
 39. Gelberg L., Anderson R. M., Rico M. W., Vahidi M., Natera Rey G., Shoptaw S. *et al.* A pilot replication of QUIT, a randomized controlled trial of a brief intervention for reducing risky drug use, among Latino primary care patients. *Drug Alcohol Depend* 2017; **179**: 433–40.
 40. Dennis M., Babor T. E., Roebuck M. C., Donaldson J. Changing the focus: the case for recognizing and treating cannabis use disorders. *Addiction* 2002; **97**: 4–15.
 41. Ragin D. E., Hwang U., Cydulka R. K., Holson D., Haley L. L., Richards C. F. *et al.* Reasons for using the emergency department: results of the EMPATH study. *Acad Emerg Med* 2008; **12**: 1158–66.
 42. Wilson K. M., Klein J. D. Adolescents who use the emergency department as their usual source of care. *Arch Pediatr Adolesc Med* 2000; **154**: 361–5.
 43. Marshall E. G. Do young adults have unmet healthcare needs? *J Adolesc Health* 2011; **49**: 490–7.
 44. McCormick M. C., Kass B., Elixhauser A., Thompson J., Simpson L. Annual report on access to and utilization of health care for children and youth in the United States—1999. *Pediatrics* 2000; **105**: 219–30.
 45. Snyder TD, Dillow SA. Digest of education statistics, 2012. NCES 2014-015 [appendix A: guide to sources; appendix B: definitions; appendix C: index of table numbers] [internet]. National Center for Education Statistics; 2013. Available at: <https://eric.ed.gov/?id=ED544579> (accessed 15 December 2018).