

1 **Upstream Ultra-Low Frequency Waves observed by**
2 **MESSENGER's Magnetometer: Implications for**
3 **Particle Acceleration at Mercury's Bow Shock**

4 **N. Romanelli^{1,2}, G. DiBraccio¹, D. Gershman¹, G. Le¹, C. Mazelle³, K.**
5 **Meziane⁴, S. Boardsen¹, J. Slavin⁵, J. Raines⁵, A. Glass⁵, J. Espley¹**

6 ¹NASA Goddard Space Flight Center, Greenbelt, Maryland, USA.

7 ²CRESST II, University of Maryland, Baltimore County, USA.

8 ³Institut de Recherche en Astrophysique et Planetologie, UPS/CNRS, Toulouse, France.

9 ⁴Department of Physics, University of New Brunswick, Fredericton, New Brunswick, Canada.

10 ⁵Department of Climate and Space Sciences and Engineering, University of Michigan, Ann Arbor,
11 Michigan, USA.

12 **Key Points:**

- 13 • We perform the first statistical analysis (4536 events) of the main properties of
14 the lowest frequency waves in the Hermean foreshock.
- 15 • Small normalized wave amplitude (~ 0.2) and occurrence ($\sim 0.5\%$) are likely due
16 to low backstreaming proton flux and variable external conditions.
- 17 • The normalized backstreaming protons speed ($\sim 0.95 - 2.6$) suggests that sim-
18 ilar acceleration processes occur at several planetary shocks.

This is the author manuscript accepted for publication and has undergone full peer review but has not been through the copyediting, typesetting, pagination and proofreading process, which

may lead to differences between this version and the Version of Record. Please cite this article as doi: [10.1029/2020GL087350](https://doi.org/10.1029/2020GL087350)

Abstract

We perform the first statistical analysis of the main properties of waves observed in the 0.05-0.41 Hz frequency range in the Hermean foreshock by the M_ERcury Surface, Space ENvironment, G_Eochemistry, and Ranging (MESSENGER) Magnetometer. Although we find similar polarization properties to the '30 second' waves observed at the Earth's foreshock, the normalized wave amplitude ($\delta B/|B_0| \sim 0.2$) and occurrence rate ($\sim 0.5\%$) are much smaller. This could be associated with relatively lower backstreaming proton fluxes, the smaller foreshock size and/or less stable solar wind (SW) conditions around Mercury. Furthermore, we estimate that the speed of resonant backstreaming protons in the SW reference frame (likely source for these waves) ranges between 0.95 and 2.6 times the SW speed. The closeness between this range and what is observed at other planetary foreshocks suggests that similar acceleration processes are responsible for this energetic population and might be present in the shocks of exoplanets.

1 Introduction

The foreshock is the spatial region upstream of, but magnetically connected to the bow shock. Due to this connection, particles from the incoming solar wind (SW) coexist with a second population of backstreaming ions, produced by reflection of SW particles at the bow shock or leakage of plasma from downstream of the shock (e.g., Burgess et al., 2012; Eastwood et al., 2005). As they move upstream along the interplanetary magnetic field (IMF), the backstreaming particles provide a source of free energy for various plasma instabilities (e.g., Brinca, 1991; Gary, Akimoto & Winske, 1989; Mazelle et al., 2003).

Ion reflection is a general property of high Mach number collisionless shocks (Biskamp, 1973; Burgess et al., 2012; Kennel et al., 1985; Paschmann et al., 1980; Sonnerup, 1969). The analysis of the Hermean foreshock is extremely important to investigate ion reflection and related physical processes occurring under low SW Mach numbers (e.g., Gershman et al., 2013; Masters et al., 2013; Russell et al., 1982; Slavin and Holzer, 1981). In particular, the SW Alfvénic Mach number range observed at Mercury ($\sim 4-6$) is expected to be right at or just above the critical value, where particle reflection at the bow shock should be negligible (Kennel et al., 1985; Le et al., 2013). In the present paper we characterize properties of backstreaming ions at Mercury by studying the occurrence and

50 main properties of associated ultra-low frequency (ULF) waves observed in the foreshock,
51 based on MErcury Surface, Space ENvironment, GEochemistry, and Ranging (MESSEN-
52 GER) Magnetometer (MAG) observations.

53 To our knowledge, there have only been a few studies focusing on the Hermean fore-
54 shock based on in-situ spacecraft observations. Fairfield and Behannon (1976) first re-
55 ported Mariner 10 observations and classified Mercury upstream waves into two groups:
56 (1) lower-frequency (~ 0.1 - 0.2 Hz) large-amplitude waves, and (2) higher-frequency (\sim
57 2 Hz) small-amplitude waves; similar to the so-called '30 second' and '1 Hz' waves ob-
58 served at the Earth's foreshock, respectively (Fairfield et al., 1974; Greenstadt et al., 1968).
59 Le et al. (2013) performed an analysis of a survey of waves observed during an Hermean
60 foreshock passage on 26 March 2011, and constitutes the only related study based on MES-
61 SENDER orbital data so far. In particular, the authors found that the lowest frequency
62 waves had small amplitudes ($\delta B/|B_0| \sim 0.1$), a frequency ~ 0.3 Hz, and were present
63 sporadically in Mercury's foreshock.

64 Although no data was presented for Mercury except an estimate from Fairfield and
65 Behannon (1976), Hoppe and Russell (1982) found that there is a linear relationship be-
66 tween the observed wave frequency (of the lowest frequency mode) and the magnetic field
67 strength for foreshock encounters around several planets, suggesting that such wave fre-
68 quencies depend on local gyrofrequencies. The present study aims to extend the current
69 state of knowledge about the Hermean foreshock by performing the first statistical study
70 of the lowest frequency waves observed by MESSENGER MAG during all its orbital phase.
71 Additionally, we add data to the relationship found in Hoppe and Russell (1982), we es-
72 timate the velocity of resonant backstreaming protons, and perform comparisons with
73 other planetary foreshocks throughout the heliosphere.

74 **2 MESSENGER MAG Observations: A Case Study and the Wave Se-** 75 **lection Criteria**

76 The MESSENGER spacecraft was inserted into an ~ 12 -hr period, high eccentric-
77 ity ($\sim 200 \times 15,000$ -km altitude), 82° inclination orbit about Mercury on 18 March 2011
78 (Solomon et al., 2007). The orbital period was reduced on 16 April 2012 to ~ 8 hr, low-
79 ering the apoapsis altitude to $\sim 4.1 R_M$, still providing measurements upstream from
80 the Hermean bow shock (R_M stands for Mercury's radii equal to 2440 km). The reader
81 is referred to Figure 2 in Slavin et al. (2019) for a plot of the trajectory of MESSENGER

82 over its four-year mission. Average bow shock and magnetopause fits reported in Winslow
 83 et al. (2013) are shown for comparison: the corresponding standoff distances are $1.96 R_M$
 84 and $1.45 R_M$, respectively.

85 In this work we have analyzed all MESSENGER MAG data upstream from the Her-
 86 mean bow shock with a sampling rate of 20 Hz (Anderson et al., 2007). We display data
 87 in the aberrated Mercury solar magnetic (MSM) coordinates. The MSM coordinate sys-
 88 tem is centered on Mercury’s offset internal dipole (Anderson et al., 2011), with the X-
 89 MSM axis oriented sunward along the Sun–Mercury line and the Y-MSM axis opposite
 90 to the Mercury’s orbital velocity, respectively. The Z-MSM axis completes the right-handed
 91 system. We assume an aberration of $\sim 7^\circ$ due to Mercury’s average orbital speed through
 92 a radial SW speed of 400 km s^{-1} to define the aberrated MSM coordinate system.

93 2.1 A foreshock wave event observed at 0.283 Hz on 10 September 2011

94 Figure 1 shows an example of the lowest frequency waves observed by MESSEN-
 95 GER MAG in the Hermean foreshock. These measurements were obtained on 10 Septem-
 96 ber 2011, between 03:27:18.99 and 03:30:43.79 UT. MESSENGER’s mean location is $[0.27,$
 97 $3.82, -5.81] R_M$. The mean magnetic field vector is $\mathbf{B}_0 = [-37.81, 5.98, 3.06] \text{ nT}$ and makes
 98 an angle of 10.06° with the X-MSM axis. All magnetic field components display oscil-
 99 lations with a well-defined frequency. The Y-MSM and Z-MSM magnetic field compo-
 100 nents have an amplitude around 3.9 nT, the X-MSM component has an amplitude around
 101 1.3 nT. Panel e) shows the power spectral density (PSD) for the transverse (\mathbf{B}_\perp) and
 102 compressive (B_{comp}) magnetic field components with respect to \mathbf{B}_0 . The $PSD(\mathbf{B}_\perp)$ dis-
 103 plays a peak at a frequency that in the spacecraft reference frame (f_{sc}) is approximately
 104 0.283 Hz (vertical red dashed line). We also find that these waves are restricted mainly
 105 to the perpendicular plane to \mathbf{B}_0 , since $PSD(\mathbf{B}_\perp) \gg PSD(B_{comp})$ around $f_{sc} \sim 0.283$
 106 Hz.

107 The polarization and wave vector of these low frequency waves are obtained from
 108 Minimum Variance Analysis (MVA). This technique provides an estimate of the direc-
 109 tion of propagation for an assumed planar wave by calculating the eigenvalues of the co-
 110 variance matrix of the magnetic field within a given time interval. The maximum, in-
 111 termediate and minimum eigenvalues are denoted as λ_1, λ_2 , and λ_3 , respectively. The
 112 hypothesis that the waves are planar can be characterized by means of the λ_2/λ_3 ratio,

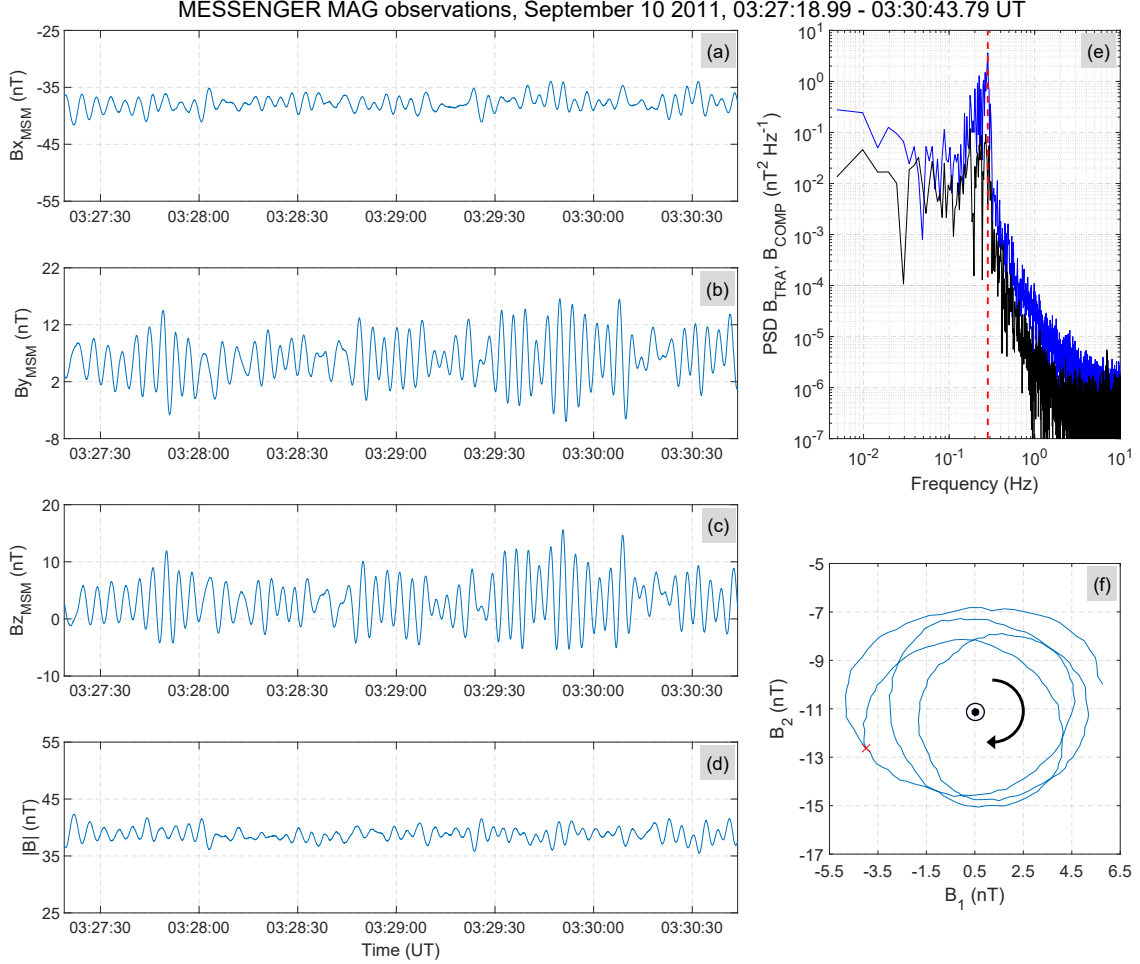


Figure 1. MESSENGER Magnetometer observations in the Hermean foreshock. Panels a) to c) display the magnetic field aberrated MSM components, panel d) shows the magnetic field intensity. Panels e) displays the power spectral density of the transverse (in blue) and compressive (in black) magnetic field components with respect to the mean magnetic field. Panel f) displays magnetic field data in the maximum-intermediate plane between 03:27:27.94 and 03:27:42.74 UT. The red cross corresponds to the first measurement in this time interval.

113 and the wave vector \mathbf{k} is associated with the minimum variance eigenvector (\mathbf{e}_3). Note
 114 that \mathbf{e}_3 defines the direction of \mathbf{k} but not the sense (Sonnerup and Scheible, 1998).

115 Figure 1, panel f) shows the magnetic field components in the maximum-intermediate
 116 plane (hodogram), obtained by applying MVA on MAG data between 03:27:27.94 and
 117 03:27:42.74 UT (approximately 4 wave periods). The corresponding mean magnetic field
 118 in the MVA basis ($\mathbf{e}_1, \mathbf{e}_2, \mathbf{e}_3$) is $\mathbf{B}_0 = [0.56, -10.96, 36.99]$ nT, pointing out of the maximum-
 119 intermediate plane. The sense of gyration of the magnetic field oscillations (black arrow)
 120 with respect to \mathbf{B}_0 indicates that the wave polarization, in the spacecraft frame is left
 121 handed. These waves are close to be circularly polarized ($\lambda_1/\lambda_2 = 1.34$) and planar ($\lambda_2/\lambda_3 = 144.10$).
 122 The angle θ_{kB} between the estimated wave propagation direction and \mathbf{B}_0 is 16.52° , in-
 123 dicated that these waves are propagating quasi-parallel to the mean magnetic field. More-
 124 over, by assuming that \mathbf{k} points upstream we find that the angle between \mathbf{k} and the SW
 125 velocity (θ_{kV}) is 157.96° . The normalized wave amplitude ($\delta B/|\mathbf{B}_0|$) derived based on
 126 the MVA eigenvalues (Song and Russell, 1999) is 0.08. The wave properties shown and
 127 derived from Figure 1 are all consistent with the ones reported for the case study ana-
 128 lyzed in Le et al. (2013).

129 2.2 Wave Selection Criteria

130 The methodology for the statistical analysis of these waves is the following: first,
 131 we identify time intervals of 204.8 s with MAG observations when MESSENGER is up-
 132 stream from the Hermean bow shock. These intervals, at least ~ 10 wave periods long,
 133 consist of 4096 measurements allowing computation of the $\text{PSD}(\mathbf{B}_\perp)$ and $\text{PSD}(B_{comp})$
 134 based on a Fast Fourier Transform algorithm with a frequency resolution Δf equal to
 135 0.00488 Hz. Overlapping between contiguous time intervals is 87.5%. In addition, for each
 136 of these 204.8 s time intervals, we apply the MVA on MAG data over each sub-interval
 137 of ~ 4 observed wave periods contained in it. A wave train is often identified based on
 138 a minimum of three observed wave periods. Our criteria is slightly more strict but does
 139 not affect significantly the presented statistical results. Based on the eigenvalues and eigen-
 140 vectors and derived wave polarization properties for each sub-interval, we provide the
 141 associated mean values and standard deviations for each 204.8 s time interval. A sim-
 142 ilar methodology has been considered to analyze ULF waves in the upstream region of
 143 Mars (Romanelli et al., 2016).

144 We also determine whether the spacecraft was connected to the bow shock by uti-
 145 lizing the solar foreshock coordinates introduced by Greenstadt and Baum (1986), to-
 146 gether with bow shock fit reported in Winslow et al. (2013). By increasing the value of
 147 the semi-latus rectum associated with the bow shock fit up to 30%, we implement a con-
 148 servative approach to ensure the results presented here correspond to identified events
 149 upstream from the bow shock while accounting for variability in its location. We deter-
 150 mine MESSENGER was connected to the bow shock during each 204.8 s time interval,
 151 if it was continuously connected during each of the contained sub-intervals of ~ 4 wave
 152 periods.

153 We consider that a wave event of interest has been identified when MESSENGER
 154 is connected to the shock and a peak in the PSD of the MAG observations satisfies:

$$155 \text{PSD}(\mathbf{B}_{\perp})|_{\Delta f_2} > r \text{PSD}(\mathbf{B}_{\perp})|_{\Delta f_1},$$

$$156 \text{PSD}(\mathbf{B}_{\perp})|_{\Delta f_2} > r \text{PSD}(\mathbf{B}_{\perp})|_{\Delta f_3},$$

$$157 \text{and } \lambda_2/\lambda_3 > \lambda_{CRIT}^{2,3}.$$

158 where Δf_1 , Δf_2 and Δf_3 make reference to [0.0293–0.0488]Hz, [0.0537–0.4150]
 159 Hz, [0.4199–0.5957]Hz frequency ranges, respectively. We define Δf_2 as the frequency
 160 interval where the low frequency waves of interest should be observed (Fairfield and Be-
 161 hannon, 1976; Hoppe and Russell, 1982; Le et al., 2013). To ensure that this is the case
 162 for the majority of the wave events of interest, we restrict the analysis to cases where
 163 the mean IMF magnitude over a given 204.8 s time interval is equal or larger than 10
 164 nT. The values for r and $\lambda_{CRIT}^{2,3}$ define the criteria for the detection of the lowest fre-
 165 quency waves, based on the wave properties. The results presented in this paper corre-
 166 spond to $r = 4$, and $\lambda_{CRIT}^{2,3} = 5$. However, we do not find significant differences when
 167 r is varied between 2 and 10, and $\lambda_{CRIT}^{2,3}$ is varied between 5 and 20; and when an anal-
 168 ogous analysis is performed considering 409.6 s windows ($\Delta f = 0.00244$ Hz).

169 3 Statistical Results and Discussion

170 3.1 Properties of Waves Observed at the 0.05-0.41 Hz range

171 Figure 2 shows the main polarization properties of 4536 identified wave events, that
 172 is, 204.8 s intervals where the waves of interest are observed and fulfill the conditions spec-
 173 ified in the previous section. Assuming that \mathbf{k} points upstream, panel a) shows that these
 174 waves propagate quasi antiparallel to the SW velocity with $\langle \theta_{kV} \rangle \pm \sigma(\theta_{kV}) = [164.47^\circ \pm$

175 6.50°], where $\langle \rangle$ and σ make reference to the mean value and the standard deviation
 176 associated with the corresponding histogram, respectively. Although the direction of \mathbf{k}
 177 cannot be determined with single spacecraft observations, this hypothesis is supported
 178 by the fact that the ion/ion right hand instability is most often the most unstable wave
 179 mode for tenuous field aligned beams interacting with the background plasma (e.g., Gary,
 180 1991). Such wave mode must necessarily co-stream with the ions along the background
 181 magnetic field (i.e., points upstream) to resonate with a backstreaming proton popula-
 182 tion. This hypothesis is also in agreement with reports for the '30 second' waves observed
 183 at the terrestrial foreshock (e.g., Wilson et al., 2016) and hybrid simulations of the Her-
 184 mean foreshock (Jarvinen et al., 2019). Panel b) shows that these waves propagate quasi-
 185 parallel to the mean magnetic field direction with $\langle \theta_{kB} \rangle \pm \sigma(\theta_{kB}) = [10.41^\circ \pm 4.04^\circ]$.
 186 Panel c) shows that these waves are close to be circularly polarized, with $\langle \lambda_1/\lambda_2 \rangle$
 187 $\pm \sigma(\lambda_1/\lambda_2) = [1.24 \pm 0.19]$, however elliptically polarized waves are also present. Panel
 188 d) shows that they have relatively low normalized wave amplitude, with $\langle \delta B/|\mathbf{B}_0| \rangle$
 189 $\pm \sigma(\delta B/|\mathbf{B}_0|) = (0.20 \pm 0.06)$. Moreover, we find that these waves are left handed po-
 190 larized in the spacecraft reference frame.

191 All these wave properties are consistent with fast magnetosonic waves, intrinsically
 192 right-handed polarized in the SW reference frame, but observed with the opposite po-
 193 larization due to the Doppler shift between the SW and the spacecraft rest frames. The
 194 most plausible mechanism responsible for these waves is the ion-ion right hand resonant
 195 instability, where SW backstreaming protons interact with the incoming magnetized SW
 196 plasma. Such instability satisfies approximately the cyclotron resonance condition (e.g.,
 197 Brinca, 1991; Gary, Akimoto & Winske, 1989; Mazelle et al., 2003), allowing to estimate
 198 properties of the backstreaming ions, based on the observed wave properties.

199 The cyclotron resonance condition between a backstreaming proton and a right-
 200 hand wave is:

$$\omega - k_{\parallel} V_r + \Omega_p = 0 \quad (1)$$

201 where ω is the wave frequency in the SW rest frame, Ω_p is the proton gyrofrequency, k_{\parallel}
 202 is the component of the wave vector parallel to the background magnetic field, and V_r
 203 is the parallel component of the resonant ion velocity (in the SW frame). The observed
 204 wave frequency ($\omega_{sc} = 2\pi f_{SC}$) is Doppler shifted as a result of the relative motion be-

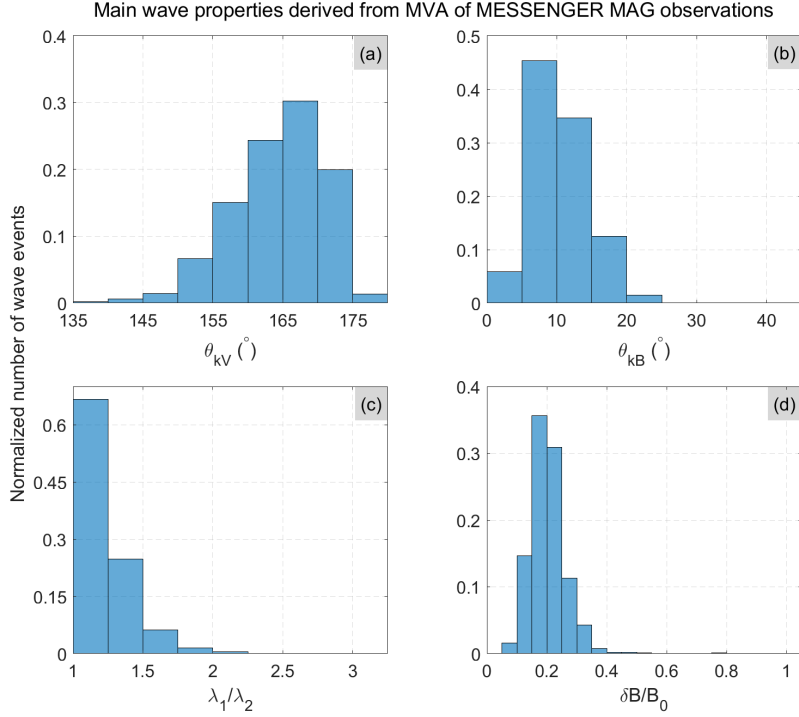


Figure 2. Normalized number of identified waves events rate as a function of θ_{kV} (Panel a), θ_{kB} (Panel b), λ_1/λ_2 (Panel c) and the normalized wave amplitude (Panel d).

205 between the spacecraft and SW reference frame. Thus, the observed wave frequency is ω_{sc}
 206 $= \omega + \mathbf{k} \cdot \mathbf{V}_{sw}$. Making use of Equation (1) we obtain:

$$\omega_{sc} = \omega + (\omega + \Omega_p) \frac{V_{sw} \cos(\theta_{kV})}{V_r \cos(\theta_{kB})} \quad (2)$$

207 The value of $a = \omega/\Omega_p$ near the wavenumber of maximum growth of the ion-ion
 208 right hand instability depends on several plasma parameters, e.g., the beam density and
 209 drift velocity. However, at least for beam densities between 0.01 and 0.1 the total elec-
 210 tron density and fast beams (with respect to the Alfvén speed), a does not depend on
 211 $|B|$ (Gary, 1993). Making use of this condition in Equation (2), we can expect an increas-
 212 ing trend between $|\omega_{sc}|$ and the background magnetic field (Hoppe and Russell, 1982),
 213 if the factor $\frac{V_{sw}}{V_r} \frac{\cos(\theta_{kV})}{\cos(\theta_{kB})}$ does not depend strongly on $|B|$.

214 Figure (3a) shows the observed wave frequency of all identified events as a func-
 215 tion of the corresponding IMF magnitude. We find an increasing trend between the ob-
 216 served $|f_{sc}|$ and $|B|$, with $|f_{sc}|$ and $|B|$ ranging between 0.068 Hz and 0.366 Hz, and

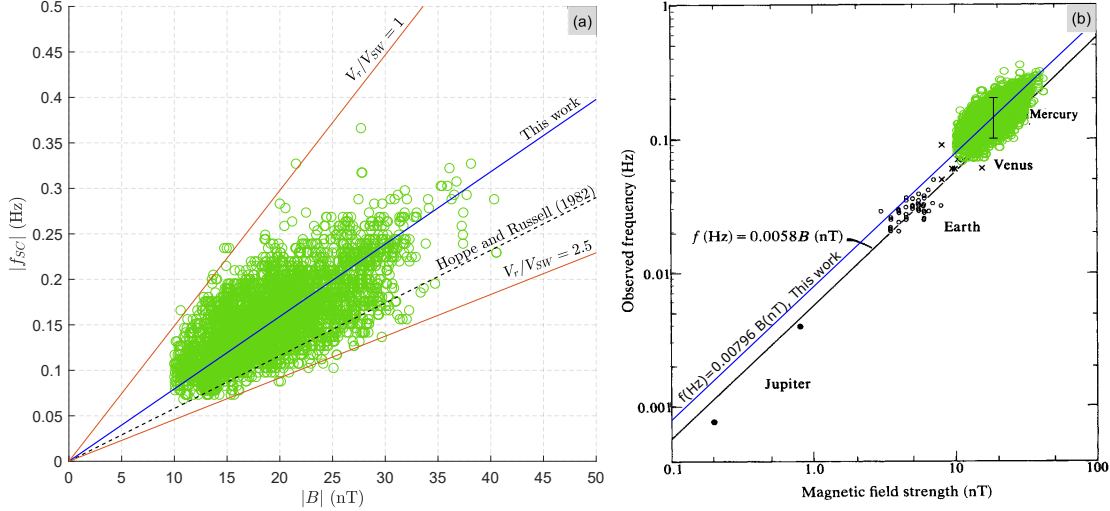


Figure 3. Upstream observed wave frequency as a function of the IMF magnitude. Panel a) Blue solid and black dash lines correspond to the best fit obtained in this work and the straight line reported in Hoppe and Russell (1982), respectively. Orange lines correspond to the expected relationship between $|f_{SC}|$ and $|B|$ for $V_r/V_{SW} = 1$ and $V_r/V_{SW} = 2.5$, considering the mean values for θ_{kB} and θ_{kV} . Panel b) Adapted Figure 1 from Hoppe and Russell (1982), including the results presented in the present paper (open green dots).

217 10 and 40.5 nT, respectively. The best straight line passing through the origin is $|f_{SC}|(\text{Hz}) =$
 218 $0.00796 \pm 0.00170|B|(\text{nT})$, a fit whose slope is $\sim 30\%$ greater than the value (0.0058)
 219 reported in Hoppe and Russell (1982). This difference could be due to the combined ef-
 220 fect of small differences in the V_{SW}/V_r , θ_{kV} , θ_{kB} and ω/Ω_p values, associated with waves
 221 present at Mercury's and Earth's foreshock. As shown in Figure 2, $\sigma(\theta_{kV})$ and $\sigma(\theta_{kB})$
 222 are small. Therefore, dispersion in the observed linear trend is mainly associated with
 223 different values of V_{SW}/V_r . For instance, the solid orange lines show the predicted re-
 224 lationship between $|f_{SC}|$ and $|B|$, for $V_r/V_{SW} = 1$ and $V_r/V_{SW} = 2.5$, considering the
 225 mean values for θ_{kB} and θ_{kV} (Figure 2) and $a = 0.15$ (e.g., Gary, 1978). Figure (3b)
 226 displays $|f_{SC}|$ as a function of $|B|$ (in logarithmic scale) including observations at other
 227 planetary foreshocks (Hoppe and Russell, 1982). The bar corresponds to the estimated
 228 wave frequency range for Mercury (Fairfield and Behannon, 1976). As can be seen, the
 229 increasing trend between the observed $|f_{SC}|$ and $|B|$ is observed throughout several so-
 230 lar system planetary foreshocks.

231 **3.2 Implications for the Speed of Backstreaming Protons in the Fore-**
 232 **shock of Mercury**

233 Given Equation (2), we estimate the ratio between the particle velocity parallel to
 234 the magnetic field (in the SW reference frame) and the SW speed, V_r/V_{sw} , as follows:

$$\frac{V_r}{V_{SW}} = \frac{(1+a)\cos(\theta_{kV})}{[(\omega_{sc}/\Omega_p) - a]\cos(\theta_{kB})} \quad (3)$$

235 We consider $a \sim 0.15$, a value close to what was reported for ULF waves at the
 236 Earth's foreshock (e.g., Mazelle et al., 2003), and also consistent with Gary (1978). Fig-
 237 ure (4a) shows the normalized histogram of V_r/V_{sw} for all the analyzed events. We find
 238 that $\langle V_r/V_{sw} \rangle + \sigma(V_r/V_{sw}) = 1.66 \pm 0.25$, with V_r/V_{sw} ranging between 0.95 and
 239 2.6, range that is very close to what was predicted for Mercury (1.2-2.2) (Hoppe and Rus-
 240 sell, 1982). Reported values of V_r/V_{sw} for Venus (1.7, 1.9), Earth (2.5 ± 0.3), and Jupiter
 241 (2.1, 2.3) are on the same order to what we find for Mercury. These results show that
 242 the observed wave frequencies in these planetary foreshocks are consistent with resonance
 243 with beams of protons of similar energy, with speeds ranging between ~ 1 and ~ 2.5 the
 244 SW speed.

245 For easy comparison with several papers, Figure (4b) shows the histogram for $P_{gc} =$
 246 V_{gc}/V_{sw} , that is, the ratio between the guiding center velocity of a backstreaming par-
 247 ticle in the foreshock region (in the spacecraft reference frame) and the SW speed. Meziane
 248 and D'Uston (1998) showed that:

$$P_{gc} = \sqrt{1 + (V_r/V_{sw})^2 - 2(V_r/V_{sw})\cos(\theta_{BX})} \quad (4)$$

249 where θ_{BX} is the angle that the X-axis makes with the IMF direction. We find that the
 250 waves identified in the Hermean foreshock have $\langle P_{gc} \rangle + \sigma(P_{gc}) = 0.76 \pm 0.27$, as a
 251 result of the relatively low IMF cone angle range observed around Mercury (e.g., James
 252 et al., 2017). Studies on other planetary foreshocks reported larger values for $\langle P_{gc} \rangle$
 253 (e.g., Shan et al., 2018, and references therein). Indeed, Shan et al. (2018) and Andrés
 254 et al. (2015) reported that $P_{gc} = 1.07$ (for $\theta_{BX} = 36^\circ$) and $P_{gc} = 1.05 \pm 0.01$ (for
 255 $\theta_{BX} = 45^\circ$), when restricted to the ULF wave boundary in the Venusian and Earth's
 256 foreshock, respectively. The finding by Andrés et al. (2015) is in approximate agreement
 257 with results ($P_{gc} = 1.11 \pm 0.04$) reported in Meziane and D'Uston (1998), and contrasts
 258 with the value associated for the field aligned beam-gyrating boundary ($P_{gc} = 1.68 \pm$
 259 0.08), derived in Meziane et al. (2004). This difference might be explained if the latter

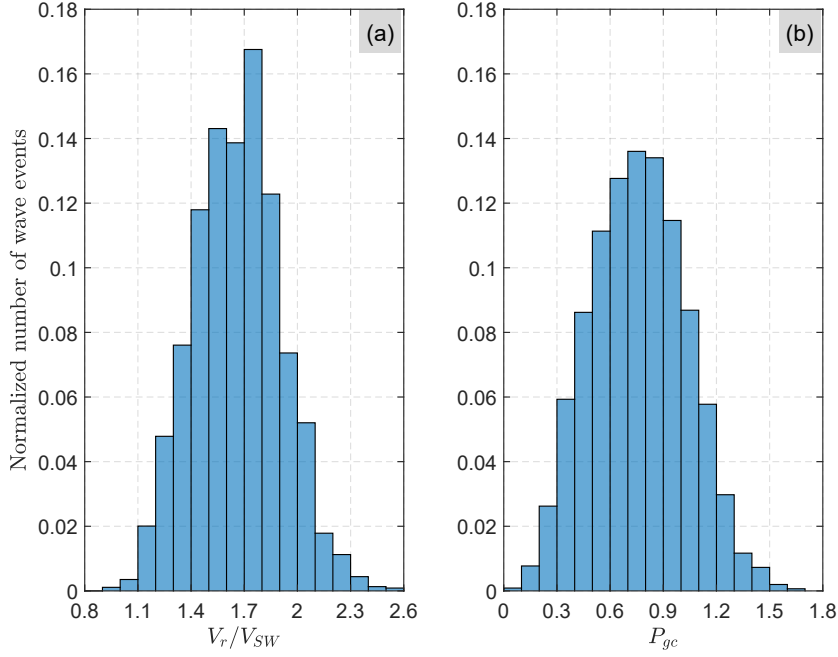


Figure 4. Normalized number of wave events as a function of V_r/V_{sw} (Panel a) and P_{gc} (Panel b).

260 boundary is the same (or close) to the quasi-monochromatic ULF wave boundary. A com-
 261 parison between the reported P_{gc} values and the associated θ_{BX} for these planetary fore-
 262 shocks and the Hermean foreshock supports the idea that the V_r/V_{sw} range is similar
 263 for these magnetospheric environments. It is also worth noticing that the mean values
 264 and standard deviation of V_r/V_{sw} and P_{gc} do not vary strongly when a ranges between
 265 0.05 and 0.15, in association with changes in plasma properties affecting the maximum
 266 linear wave growth rate of the ion-ion right hand instability (Gary, 1993). Indeed, $\langle V_r/V_{sw} \rangle$
 267 $+\sigma(V_r/V_{sw}) = 1.79 \pm 0.31$ and $\langle P_{gc} \rangle +\sigma(P_{gc}) = 0.88 \pm 0.33$ for $a = 0.05$ and
 268 $\langle V_r/V_{sw} \rangle +\sigma(V_r/V_{sw}) = 1.72 \pm 0.28$ and $\langle P_{gc} \rangle +\sigma(P_{gc}) = 0.82 \pm 0.30$ for
 269 $a = 0.10$.

270 To our knowledge, the only study that has provided sufficient information to de-
 271 rive P_{gc} for the Hermean foreshock is Jarvinen et al. (2019). These authors performed
 272 a hybrid simulation of the interaction of Mercury with the SW under conditions proper
 273 of perihelion. If we assume that the field aligned beam that might give rise to the sim-
 274 ulated waves of interest has approximately the same energy as the foreshock ions that
 275 coexist with the simulated quasi-monochromatic waves (see description of Figure 6), we

276 conclude that this simulation suggests that $V_r/V_{sw} \sim 1.27$ and $P_{gc} \sim 0.43$. Both esti-
277 mations are within the computed ranges shown in Figure (4a) and (4b). Note that while
278 this simulation considers a specific set of conditions, Figure 4 is associated with wave events
279 observed along all Mercury's eccentric orbit around the Sun. Indeed, the energy gained
280 by the backstreaming protons is partly controlled by the size of the bow shock and the
281 tangential convective electric field, among other factors that vary with the heliocentric
282 distance (e.g., Meziane et al., 2017). A detailed analysis on the possible acceleration mech-
283 anisms of the backstreaming protons in the Hermean foreshock is beyond the scope of
284 this article.

285 Moreover, if nonlinear wave-particle trapping takes place in the Hermean foreshock,
286 we could expect to observed gyrophase bunched distribution functions. By applying the
287 theoretical framework considered in (Mazelle et al., 2000), (Mazelle et al., 2003) and Ro-
288 manelli, Mazelle & Meziane (2018), we find that quasi-monochromatic waves with $\delta B/|\mathbf{B}_0| \sim$
289 0.2 that might arise by field-aligned beams will tend to trap particles with the same en-
290 ergy (in the wave rest frame) around a pitch angle of $\sim 40^\circ$. A future analysis of ve-
291 locity distribution functions provided by MESSENGER Fast Imaging Plasma Spectrom-
292 eter and by the upcoming Bepi-Colombo mission (Benkhoff et al., 2010) should be per-
293 formed to test this prediction.

294 Finally, we compute the ratio between the number of time intervals with waves and
295 the number of intervals when MESSENGER is connected to the shock. We determine
296 that the occurrence rate of the lowest frequency waves is approximately 0.5%. This num-
297 ber varies depending upon the wave selection criteria. However, if we consider a less re-
298 strictive criteria based only on PSD properties (e.g., $r = 2$), this ratio is $\sim 1.5\%$, still
299 very low. This low occurrence rate value is in agreement with initial observations by Le
300 et al. (2013) and could be due to several factors: relatively low backstreaming ion fluxes
301 due to the low SW Alfvénic Mach numbers around Mercury; the small size of the Her-
302 mean foreshock where the waves can grow once the instability occurs; and/or the short
303 timescales over which the external conditions may vary, that could disturb the growing
304 phase of the waves. As reported in Le et al. (2013), MESSENGER has not detected these
305 waves in the steepening waveform, often observed in the terrestrial foreshock. The lack
306 or potentially lower wave occurrence rate in such compressive stage is consistent with
307 the small wave amplitude and propagation angles shown in Figure 2 and the lack of steep-

308 ened waveforms and shocklets in the upstream region of low Mach number interplane-
309 tary shocks (Blanco-Cano et al., 2013; Blanco-Cano et al., 2016).

310 4 Conclusions

311 We performed the first statistical analysis of the main properties of ultra-low fre-
312 quency waves in Mercury's foreshock, making use of high-time resolution MESSENGER
313 magnetic field measurements. We find that waves with a power spectral density peak in
314 the 0.05-0.41 Hz range are close to be circularly polarized, they propagate quasi-parallel
315 to the background magnetic field ($\sim 10^\circ$), quasi antiparallel to the solar wind velocity
316 ($\sim 165^\circ$) and have relatively low normalized wave amplitude ($\delta B/|\mathbf{B}_0| \sim 0.2$).

317 These waves have similar properties to the '30 second waves' observed in the Earth's
318 foreshock, previously associated with fast magnetosonic waves generated by backstream-
319 ing protons. In sharp contrast with the terrestrial foreshock, the normalized wave am-
320 plitude and the occurrence rate of these waves ($\sim 0.5\%$) seems relatively low in the Her-
321 mean foreshock, suggesting significant lower backstreaming protons fluxes likely due to
322 the relatively low solar wind Alfvénic Mach number. These differences could also be re-
323 lated to the smaller foreshock size and/or more variable solar wind conditions. An anal-
324 ysis of MESSENGER MAG observations focused on the conditions that favor the pres-
325 ence of these waves will be performed in a future study to elucidate what is the main
326 constraining factor.

327 Finally, we estimate that the velocity of resonant backstreaming protons parallel
328 to the magnetic field in the solar wind reference frame (normalized with the solar wind
329 speed) ranges between 0.95 - 2.6. These results are consistent with particles being ac-
330 celerated at the Hermean bow shock up to energies on the same order of other solar sys-
331 tem planetary bow shocks, even under the low solar wind Alfvénic Mach regime around
332 Mercury. As reported in Hoppe and Russell (1982), the apparent generality of this phe-
333 nomena in the solar system suggests that similar acceleration mechanisms might take
334 place in the bow shocks of exoplanets, and might provide a source of cosmic rays.

335 Acknowledgments

336 N.R. is an Assistant Research Scientist at NASA Goddard Space Flight Center, and Uni-
337 versity of Maryland Baltimore County hired through a cooperative agreement with Cen-

338 ter for Research and Exploration in Space Sciences & Technology II. DJG and GAD were
339 supported by the NASA ROSES Discovery Data Analysis program under grant NNX16AJ05G.
340 MESSENGER Magnetometer data used in this study are publicly available through the
341 Planetary Data System (<https://pds-ppi.igpp.ucla.edu/index.jsp>).

342 References

- 343 Anderson, B. J., Acuna, M. H., Lohr, D. A., Scheifele, J., Raval, A., Korth, H.,
344 Slavin, J. A. (2007). The Magnetometer instrument on MESSENGER. *Space*
345 *Science Reviews*, 131(1-4), 417–450. <https://doi.org/10.1007/s11214-007-9246-7>
346 Anderson, B. J., Johnson, C. L., Korth, H., et al. 2011, *Sci*, 333, 1859.
- 347 Andrés, N., K. Meziane, C. Mazelle, C. Bertucci and D. Gómez (2015), The ULF
348 wave foreshock boundary: Cluster observations, *J. Geophys. Res. Space*
349 *Physics*, 120, 4181–4193, doi:10.1002/2014JA020783.
- 350 Asbridge, J. R., S. J. Bame, and I. B. Strong (1968), Outward flow of protons from
351 the Earth's bow shock, *J. Geophys. Res.*, 73, 5777.
- 352 Benkhoff, J., J. van Casteren, H. Hayakawa, M. Fujimoto, H. Laakso, M. Novara,
353 P. Ferri, H.R. Middleton, and R. Ziethe (2010), BepiColombo-Comprehensive
354 exploration of Mercury: Mission overview and science goals, *Planet. Space Sci.*,
355 doi:10.1016/j.pss.2009.09.020.
- 356 Blanco-Cano, X., P. Kajdic, E. Aguilar-Rodriguez, C. T. Russell, L. K. Jian, and
357 J. G. Luhmann (2013), STEREO observations of interplanetary shocks and
358 foreshocks, *Solar Wind 13: Proceedings of the Thirteenth International Solar*
359 *Wind Conference*, AIP Conf. Proc. 1539, edited by N. V. Pogorelov and G. P.
360 Zank, American Institute of Physics, New York, doi.org/10.1063/1.4811005.
- 361 Blanco-Cano, X., P. Kajdic, E. Aguilar- Rodríguez, C. T. Russell, L. K. Jian, and
362 J. G. Luhmann (2016), Interplanetary shocks and foreshocks observed by
363 STEREO during 2007–2010, *J. Geophys. Res. Space Physics*, 121, 992–1008,
364 doi:10.1002/2015JA021645.
- 365 Bonifazi, C., and G. Moreno (1981), Reflected and diffuse ions backstreaming from
366 the Earth's bow shock. 1: Basic properties, *J. Geophys. Res.*, 86, 4397-4413.
- 367 Brinca, A. (1991). *Cometary linear instabilities: From profusion to perspective*,
368 *Cometary plasma processes geophysical monograph* (Vol. 61, pp. 211-221).
369 Washington, DC: American Geophysical Union.

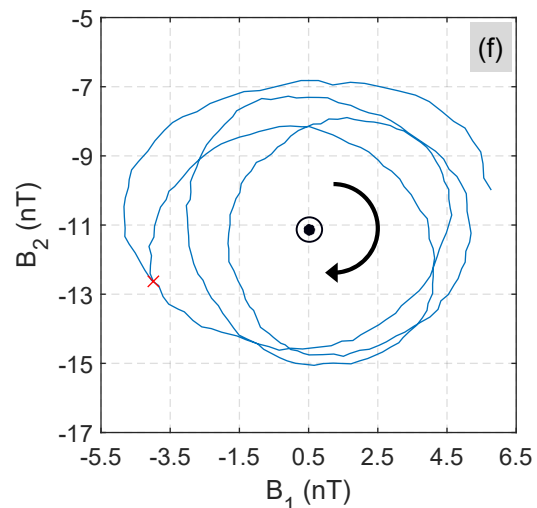
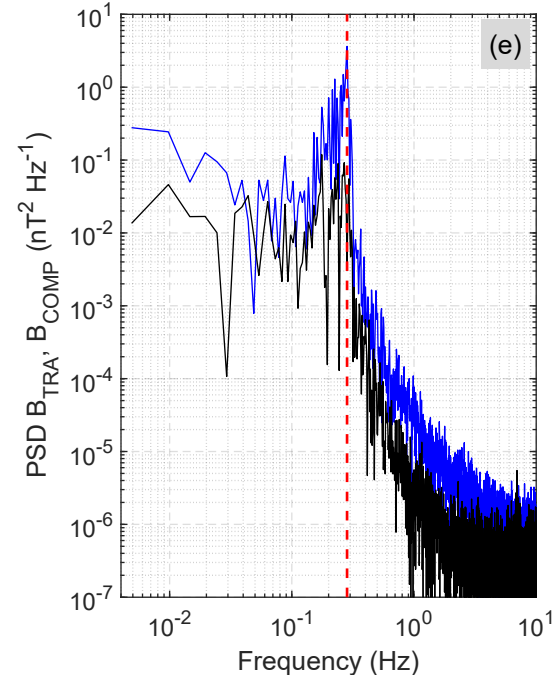
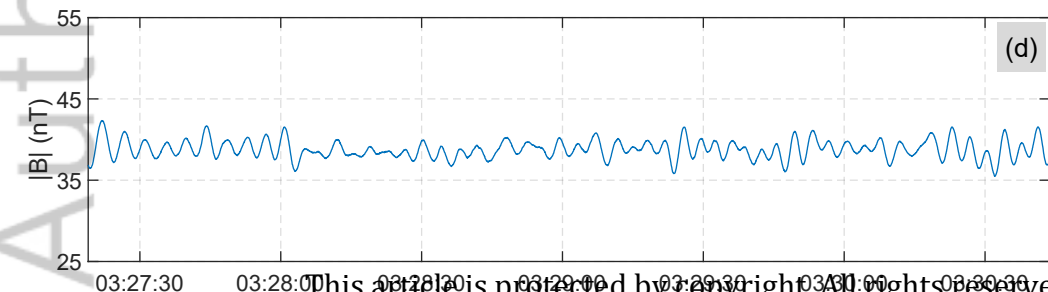
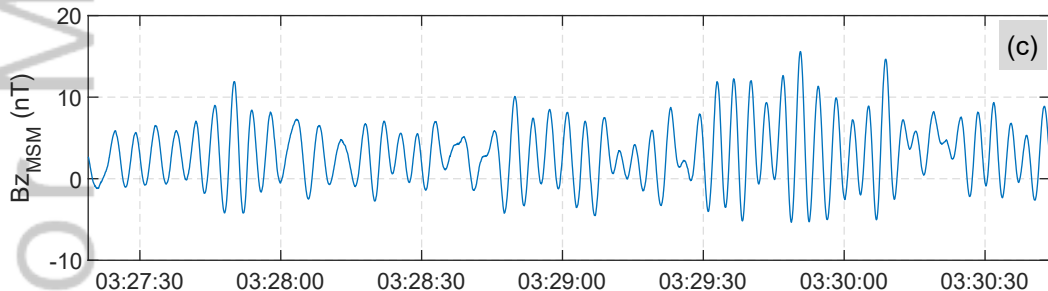
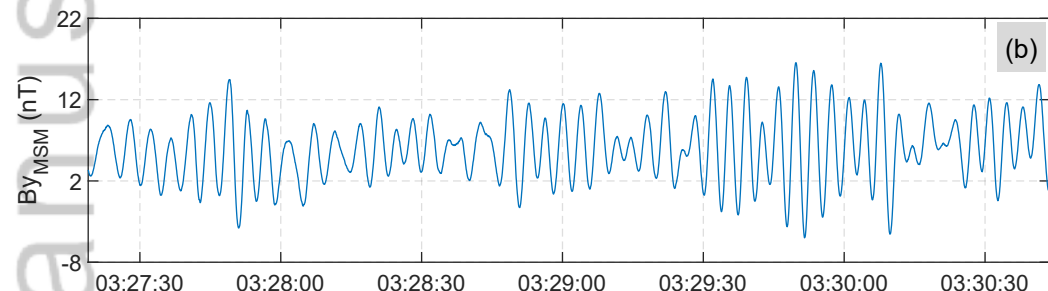
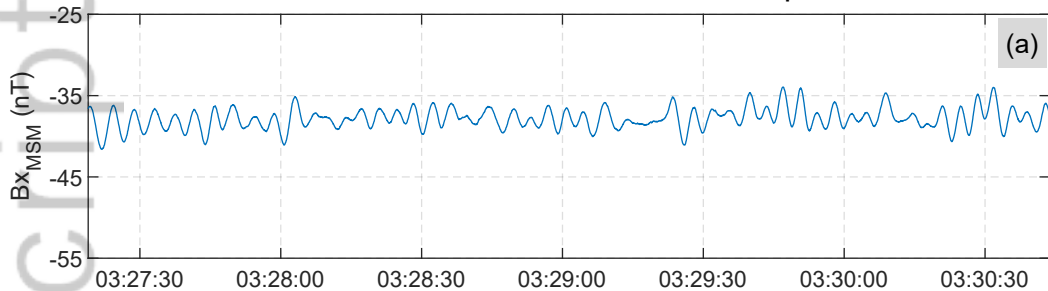
- 370 Biskamp, D. (1973), Collisionless shock waves in plasmas, *Nucl. Fusion*, 13, 719.
- 371 Burgess, D., E. Mobius, and M. Scholer (2012), Ion acceleration at the Earth's bow
372 shock, *Space Sci. Rev.*, 173, 5–47, doi:10.1007/s11214-012-9901-5.
- 373 Eastwood, J. P., Lucek, E. A., Mazelle, C., Meziane, K., Narita, Y., Pickett, J., &
374 Treumann, R. A. (2005). The foreshock. *Space Science Reviews*, 118, 41-94.
- 375 Fairfield, D. H. (1974), Whistler waves observed upstream from collisionless shocks,
376 *J. Geophys. Res.*, 79(10), 1368-1378, doi:10.1029/JA079i010p01368.
- 377 Fairfield, D. H., and K. W. Behannon (1976), Bow Shock and magne-
378 tosheath waves at Mercury, *J. Geophys. Res.*, 81(22), 3897–3906,
379 doi:10.1029/JA081i022p03897.
- 380 Gary S. P., 1978, *Nuclear Fusion*, 18, 327.
- 381 Gary, S. P., Akimoto, K., and Winske, D. (1989), Computer simulations of
382 cometary-ion/ion instabilities and wave growth, *J. Geophys. Res.*, 94(A4),
383 3513– 3525, doi:10.1029/JA094iA04p03513.
- 384 Gary, S.P., 1991. Electromagnetic ion/ion instabilities and their consequences in
385 space plasmas: a review. *Space Science Reviews* 56, 373-415.
- 386 Gary, S.P., 1993. Theory of space plasma microinstabilities. In: *Cambridge Atmo-*
387 *spheric and Space Series*. Cambridge University Press, Cambridge.
- 388 Gershman, D. J., J. A. Slavin, J. M. Raines, T. H. Zurbuchen, B. J. Anderson,
389 H. Korth, D. N. Baker, and S. C. Solomon (2013), Magnetic flux pileup and
390 plasma depletion in Mercury's subsolar magnetosheath, *J. Geophys. Res. Space*
391 *Physics*, 118, 7181-7199, doi:10.1002/2013JA019244.
- 392 Greenstadt, E., and L. Baum (1986), Earth's compressional foreshock boundary re-
393 visited: Observations by the ISEE 1 magnetometer, *J. Geophys. Res.*, 91(A08),
394 9001-9006.
- 395 Greenstadt, E. W., I. M. Green, G. T. Inouye, A. J. Hundhausen, S. J. Bame,
396 and I. B. Strong (1968), Correlated magnetic field and plasma observa-
397 tions of the Earth's bow shock, *J. Geophys. Res.*, 73(1), 51–60, doi:10.1029/
398 JA073i001p00051.
- 399 Hoppe, M. . M., and C. T. Russell (1982), Particle acceleration at planetary bow
400 shock waves, *Nature*, 295, 41.
- 401 Jarvinen, J., M Alho, E Kallio, T I Pulkkinen, Ultra-low frequency waves in the ion
402 foreshock of Mercury: A global hybrid modeling study, *Monthly Notices of the*

- 403 Royal Astronomical Society, stz3257, <https://doi.org/10.1093/mnras/stz3257>.
- 404 James, M. K., S. M. Imber, E. J. Bunce, T. K. Yeoman, M. Lockwood, M. J. Owens,
405 and J. A. Slavin (2017), Interplanetary magnetic field properties and vari-
406 ability near Mercury's orbit, *J. Geophys. Res. Space Physics*, 122, 7907-7924,
407 doi:10.1002/2017JA024435.
- 408 Kennel, C. F., J. P. Edmiston, and T. Hada (1985), A quarter century of collision-
409 less shock research, in *Collisionless Shocks in the Heliosphere: A Tutorial*
410 *Review*, *Geophys. Monogr. Ser.*, vol.34, edited by B. T. Tsurutani, and R. G.
411 Stone, p. 1, AGU, Washington, DC.
- 412 Le, G., P. J. Chi, X. Blanco-Cano, S. Boardsen, J. A. Slavin, and B. J. Anderson
413 (2013), Upstream ultra-low frequency waves in Mercury's foreshock region:
414 MESSENGER magnetic field observations, *J. Geophys. Res. Space Physics*,
415 118, 2809–2823, doi:10.1002/jgra.50342.
- 416 Masters, A., J. A. Slavin, G. A. DiBraccio, T. Sundberg, R. M. Winslow, C. L.
417 Johnson, B. J. Anderson, and H. Korth (2013), A comparison of magnetic
418 overshoots at the bow shocks of Mercury and Saturn, *J. Geophys. Res. Space*
419 *Physics*, 118, 4381–4390, doi:10.1002/jgra.50428.
- 420 Mazelle, C., Le Queau, D., & Meziane, K. (2000). Nonlinear wave-particle interac-
421 tion upstream from the Earth's bow shock. *Nonlinear Processes in Geophysics*,
422 77, 185-190.
- 423 Mazelle, C., Meziane, K., LeQueau, D., Wilber, M., Eastwood, J. P., Reme,
424 H.,...,Balogh, A. (2003). Production of gyrating ions from nonlinear wave-
425 particle interaction upstream from the Earth's bow shock: A case study from
426 Cluster-CIS. *Planetary and Space Science*, 51, 785-795.
- 427 Meziane, K., and C. D'Uston (1998), A statistical study of the upstream intermedi-
428 ate ion boundary in the Earth's foreshock, *Ann. Geophys.*, 16, 125–133.
- 429 Meziane, K., et al. (2004), Simultaneous observations of field-aligned beams and
430 gyrating ions in the Terrestrial foreshock, *J. Geophys. Res.*, 109, A05107,
431 doi:10.1029/2003JA010374.
- 432 Meziane, K., C. X. Mazelle, N. Romanelli, D. L. Mitchell, J. R. Espley, J. E. P. Con-
433 nerney, A. M. Hamza, J. Halekas, J. P. McFadden, and B. M. Jakosky (2017),
434 Martian electron foreshock from MAVEN observations, *J. Geophys. Res. Space*
435 *Physics*, 122, 1531-1541, doi:10.1002/2016JA023282.

- 436 Paschmann, G., N. Sckopke, J. R. Asbridge, S. J. Bame, and J. T. Gosling (1980),
437 Energization of solar wind ions by reflection from the Earth's bow shock, *J.*
438 *Geophys. Res.*, 85(A9), 4689-4693, doi:10.1029/JA085iA09p04689.
- 439 Romanelli, N., et al. (2016), Proton cyclotron waves occurrence rate upstream
440 from Mars observed by MAVEN: Associated variability of the Martian
441 upper atmosphere, *J. Geophys. Res. Space Physics*, 121, 11,113–11,128,
442 doi:10.1002/2016JA023270.
- 443 Romanelli, N., Mazelle, C., & Meziane, K. (2018). Nonlinear wave-particle interac-
444 tion: Implications for newborn planetary and backstreaming proton velocity
445 distribution functions. *Journal of Geophysical Research: Space Physics*, 123,
446 1100-1117. <https://doi.org/10.1002/2017JA024691>
- 447 Russell, C. T., M. M. Hoppe, and W. A. Livesey (1982), Overshoots in planetary
448 bow shocks, *Nature*, 296, 45-48.
- 449 Russell, C. T. (1985), Planetary bow shocks, in *Collisionless Shocks in the Helio-*
450 *sphere: Reviews of Current Research*, *Geophys. Monogr. Ser.*, vol. 35, edited
451 by R. G. Stone and B. T. Tsurutani, pp. 109 – 130, AGU, Washington, D. C.
- 452 Shan, L., Mazelle, C., Meziane, K., Romanelli, N., Ge, Y. S., Du, A., ... Zhang, T.
453 (2018). The quasimonochromatic ULF wave boundary in the Venusian fore-
454 shock: Venus Express observations. *Journal of Geophysical Research: Space*
455 *Physics*, 123, 374–384. <https://doi.org/10.1002/2017JA024054>
- 456 Slavin, J. A., and R. E. Holzer (1981), Solar wind flow about the terrestrial plan-
457 ets 1. Modeling bow shock position and shape, *J. Geophys. Res.*, 86(A13),
458 11,401–11,418, doi:10.1029/JA086iA13p11401.
- 459 Slavin, J. A., Middleton, H. R., Raines, J. M., Jia, X., Zhong, J., Sun, W.-J., et al
460 (2019). MESSENGER observations of disappearing dayside magnetosphere
461 events at Mercury. *Journal of Geophysical Research: Space Physics*, 124,
462 6613–6635. <https://doi.org/10.1029/2019JA026892>.
- 463 Solomon, S. C., McNutt, R. L. Jr., Gold, R. E., & Domingue, D. L. (2007).
464 MESSENGER mission overview. *Space Science Reviews*, 131 (1-4), 3-39.
465 <https://doi.org/10.1007/s11214-007-9247-6>
- 466 Sonnerup, B. U. O. (1969), Acceleration of particles reflected at a shock front, *J.*
467 *Geophys. Res.*, 74(5), 1301–1304, doi:10.1029/JA074i005p01301.
- 468 Sonnerup, B. U. O., and M. Scheible (1998), Minimum and maximum variance anal-

- 469 ysis, in Analysis Methods for Multi-Spacecraft Data, ISSI Scientific Reports
470 Series, vol. 1, pp. 185–220, edited by G. Paschmann and P. Daly, ESA Publica-
471 tions Division, Noordwijk, Netherlands.
- 472 Song, P. and C. T. Russell: 1999, 'Time series data analyses in space plasmas'.
473 Space Sci. Rev. 87, 387-463.
- 474 Wilson, L. B. (2016). Low frequency waves at and upstream of collision-
475 less shocks. In Low-frequency waves in space plasmas, Geophysical
476 Monograph Series (Vol. 216, pp. 269–291). Hoboken, NJ: John Wiley.
477 <https://doi.org/10.1002/9781119055006.ch16>
- 478 Winslow, R. M., Anderson, B. J., Johnson, C. L., Slavin, J. A., Korth, H., Purucker,
479 M. E., et al. (2013). Mercury's magnetopause and bow shock from MESSEN-
480 GER observations. *Journal of Geophysical Research: Space Physics*, 118,
481 2213–2227. <https://doi.org/10.1002/jgra.50237>.

MESSENGER MAG observations, September 10 2011, 03:27:18.99 - 03:30:43.79 UT



Main wave properties derived from MVA of MESSENGER MAG observations

