

UM-HSRI-80-14

ON-ROAD
CRASH EXPERIENCE
OF UTILITY VEHICLES

FINAL TECHNICAL REPORT

Richard G. Snyder
Thomas L. McDole
William M. Ladd
Daniel J. Minahan

February, 1980

Prepared for
Insurance Institute for Highway Safety
Washington, D.C.

by

Highway Safety Research Institute
The University of Michigan
Ann Arbor, Michigan

Technical Report Documentation Page

| | | | |
|--|--|---|-----------|
| 1. Report No. UM-HSRI-80-14 | 2. Government Accession No. | 3. Recipient's Catalog No. | |
| 4. Title and Subtitle On-Road Crash Experience of Utility Vehicles | | 5. Report Date February 1980 | |
| | | 6. Performing Organization Code | |
| 7. Author(s) Snyder, R.G., T.L. McDole, W.M. Ladd, D.J. Minahan | | 8. Performing Organization Report No. UM-HSRI-80-14 | |
| 9. Performing Organization Name and Address Highway Safety Research Institute The University of Michigan Ann Arbor, Michigan 48109 | | 10. Work Unit No. | |
| | | 11. Contract or Grant No. | |
| 12. Sponsoring Agency Name and Address Insurance Institute for Highway Safety Watergate Six Hundred Washington, D.C. 20037 | | 13. Type of Report and Period Covered Final Report May 1978 - February 1980 | |
| | | 14. Sponsoring Agency Code IIHS | |
| 15. Supplementary Notes | | | |
| 16. Abstract <p>The purpose of this study was to investigate the on-road crash experience, safety, and stability of utility vehicles. Selected for study among the off-road, multi-purpose passenger vehicles were the JEEP, Blazer, Bronco (pre-1978), Jimmy, Ramcharger, Trail Duster, Scout, Land Cruiser, and Thing.</p> <p>Data studied included more than 12,000 fatal and non-fatal utility vehicle crashes in the states of Arizona, Colorado, Maryland, Michigan, New York, New Mexico, North Carolina, Texas, and Washington. Also, FARS data, R.L. Polk & Company Vehicle Registration data, and data from Collision Performance and Injury Report (CPIR) files were examined. Selected vehicles were subjected to physical measurement of the height of the center of gravity. Applicability of Federal Motor Vehicle Safety Standards was reviewed.</p> <p>Major conclusions are that: utility vehicles experience a rollover rate 5 to 11½ times higher than passenger cars; the JEEP and pre-1978 Bronco overturn at least twice as often as Blazer; rollover and ejection in open cab vehicles appear to be major fatal injury factors; death and injury rates are approximately twice as high in utility vehicles as in passenger cars and are about twice as high in JEEPS as in Blazers.</p> <p>The study findings raise serious questions concerning the safety and stability of these vehicles, which which are exempted from or not covered by several of the Federal Motor Vehicle Safety Standards required for passenger cars.</p> | | | |
| 17. Key Words utility vehicle; occupant injuries; occupant protection; ejection; multi-purpose; jeep-type; rollover; roll-bars; crash investigation; data analysis; mass data; collision | | 18. Distribution Statement Unlimited | |
| 19. Security Classif. (of this report) Unclassified | 20. Security Classif. (of this page) Unclassified | 21. No. of Pages 258 | 22. Price |

EXECUTIVE SUMMARY

Use of utility vehicles designed for on/off-road use, such as the Blazer, Bronco, JEEP, Jimmy, Land Cruiser, and Scout, has increased rapidly over the past few years. The purpose of this study has been to analyze the available on-road collision experience involving this type of vehicle to determine the nature, extent, and seriousness of any problems unique to this category of vehicle, and to provide a basis for further investigation and/or safety recommendation.

The study involved large-scale accident data analysis, evaluation of in-depth reports on individual crashes, and the measurement of physical parameters on some utility vehicles. The data sources included the Fatal Accident Reporting System (FARS) of the U.S. Department of Transportation, Collision Performance and Injury Report (CPIR) file, and clinical case studies of serious traffic collisions from various locations in the U.S. Data obtained included reports on about 14,000 utility vehicle accidents occurring in the states of Michigan, New York, Texas, Washington, Arizona, Colorado, Maryland, North Carolina, and New Mexico during 1976, 1977, and 1978. From the CPIR in-depth collision files 93 utility vehicles (out of a total of 7,799 vehicles with 35,132 injuries) were analyzed. Supplemental data were added where possible to the CPIR data relative to roll-bar, cab type, restraints, and vehicle modifications (such as suspension and tires). The original written records of fatal accident reports from FARS and selected state files were also reviewed. Using these data the accident characteristics of utility vehicles were compared to those of passenger automobiles. To assist in determining the role of handling and stability, since many of these vehicles have a relatively high center of gravity and short wheelbase (as potential contribution to lateral motion instability), direct physical analyses of a Chevrolet Blazer, AMC CJ-5 and CJ-7 JEEP, Ford Bronco, and a modified Ford Bronco were conducted.

Major conclusions of the study are that:

- ** Utility vehicles experience rollover at a rate that is at least five times higher (and up to 11-1/2 times higher in Michigan) than that experienced by the average passenger car. The JEEP and pre-1978 Bronco overturn at least twice as often as the Blazer;

tire side forces alone in vehicles with a small stability envelope (such as the JEEP) may be sufficient to initiate overturn.

Rollover and ejection from open-cab vehicles and lack of upper-torso restraints with roll bar protection appear to be major injury factors.

- ** Both the death rate and the rate of disabling injury (per accident) are about twice as high in utility vehicles, and both rates are approximately twice as high in JEEPS as in Blazers.

Only 6 of 20 Federal Motor Vehicle Safety Standards that apply to passenger cars also presently apply to utility vehicles without exception. Utility vehicles, for example, are exempted from the lap and shoulder belt requirements (FMVSS 209). The study findings indicate that the stability, crashworthiness, and occupant protection features of utility vehicles need to be improved.

ACKNOWLEDGEMENTS

The authors wish to gratefully acknowledge the assistance provided in this study by a large number of individuals.

Law enforcement officials who generously cooperated in various phases of data collection and processing included Ross E. Kelly, Arizona Department of Transportation, Safety Projects Services, Phoenix; William Kivist and James Grant, Photographics Section, and Capt. W. Woodward, Terry Dunn, and Sharon Chavez, Accident Records Section, Arizona Department of Public Safety; H. Allen Fenner, Manager, Accident Records Service Center, and Capt. D. C. Kingsbury, Chief, Technical Service Bureau, Criminal Justice Department, State of New Mexico, Santa Fe; John Fenner, Transportation Department, and Manuel A. Montoya, Data Processing Manager, State of New Mexico Motor Vehicle Division; Larry Karsten, Deputy Highway Safety Coordinator, State of Colorado; Capt. Paul J. Ruge, Commander, Traffic Safety Services Division, Michigan Department of State Police; Charles W. Bostick, Director, Division of Research and Development, State of New York Department of Motor Vehicles, and James McGee, Supervisor, Accident Records Dept., Texas Department of Public Safety, Austin, Texas.

Individuals who cooperated by loaning utility vehicles for physical testing included Robert J. Silva, General Manager, Campus American, Inc., Jon Dalton, Mark Huber, and Jon Snyder, all of Ann Arbor, and Paul Snyder, Tucson, Arizona.

Other individuals were most generous with technical inputs, including: J. Brad Bahn, of U-Haul International, Phoenix, Arizona; Douglas Blake, Manager Washington Operations, Dynamic Science, Inc., design engineer of the FV1801A British Army Utility Vehicle; William Gaines, former Director of Safety, U.S. Army, Ft. Rucker, Alabama; Albert R. Cone, of the Law Firm of Cone, Owen, Wagner, Nugent, Johnson, Hazouri and Roth, P.A., West Palm Beach; and many others.

HSRI personnel who assisted with data analysis and reduction or programming included Thomas E. Lawson, Linda B. Last, Robert E. Scott, Phyllis Gimotty, and Virginia Dexter of the Systems Analysis Group, and Douglas Brown and Robert Ervin of the Physical Factors Group. Artistic

services were provided by Kathleen A. Jackson, editorial services by Brian Mathias with secretarial assistance ably provided by Beverly J. Ball. We are appreciative of accident data provided by Donald F. Huelke and Harold Sherman from their ongoing MVMA clinical case study of selected late-model injury-producing accidents. We are also indebted to Leonard Segel, Head, Physical Factors, HSRI, for his technical discussion of countermeasures relative to utility vehicle handling and stability problems provided in Section 5.8.2. A special thanks is given to Mr. James O'Day, Head Systems Analysis Group, HSRI, for his review of the data analysis and critique of the manuscript.

In addition the authors wish to acknowledge the suggestions and help of Phyllis Burchman and Brian O'Neill, The Insurance Institute for Highway Safety, Washington, D.C.

This work was funded mainly by a grant from the Insurance Institute For Highway Safety.

The opinions, findings, and conclusions expressed in this publication are those of the authors and do not necessarily reflect the views of the Insurance Institute For Highway Safety or The Highway Safety Research Institute.

TABLE OF CONTENTS

| | |
|---|-----|
| LIST OF FIGURES. | x |
| LIST OF TABLES | xii |
| 1. INTRODUCTION | 1 |
| 1.1 Statement of Problem | 1 |
| 1.2 Scope and Objectives | 2 |
| 2. BACKGROUND | 5 |
| 2.1 Utility Vehicles: Past, Present, Future | 5 |
| 2.1.1 Military Development. | 5 |
| 2.1.2 Military Accident Experience. | 8 |
| 2.1.3 Utility Vehicles in Domestic Use. | 13 |
| 2.1.4 Utility Vehicles in Foreign Use | 14 |
| 2.1.5 Future Utility Vehicles | 16 |
| 2.2 Study Population | 18 |
| 2.3 Utility Vehicle Registration | 20 |
| 2.4 Product Liability Review | 26 |
| 2.5 Federal Standards. | 30 |
| 2.6 Literature Review. | 37 |
| 3. DATA SOURCES | 40 |
| 3.1 Introduction | 40 |
| 3.2 Primary Data Sources | 40 |
| 3.2.1 Mass Accident Data. | 40 |
| 3.2.2 Clinical Data | 45 |
| 3.3 Secondary Data Sources | 47 |
| 3.3.1 Literature Survey | 47 |
| 3.3.2 Special Studies | 47 |
| 3.4 Data Editing | 48 |
| 4. FINDINGS | 49 |
| 4.1 Crash Rates. | 49 |
| 4.2 Occupant Injury and Death Rates. | 51 |
| 4.2.1 Death Rates | 51 |
| 4.2.2 Serious Injury Rates. | 55 |
| 4.3 Characteristics. | 58 |

| | | |
|-------|---|-----|
| 4.3.1 | Characteristics of Drivers. | 58 |
| 4.3.2 | Crash Locations | 61 |
| 4.3.3 | Temporal Characteristics. | 67 |
| 4.3.4 | Statistical Significance. | 69 |
| 4.4 | Clinical Case Review | 71 |
| 4.4.1 | Accident Reports: Arizona, New Mexico, and New York | 71 |
| 4.4.2 | Photographic Analysis | 80 |
| 4.4.3 | Collision Performance and Injury Report | 108 |
| 4.5 | Vehicle Stability. | 108 |
| 4.5.1 | Rollover. | 109 |
| 4.5.2 | Rollover and Crash Type | 112 |
| 4.5.3 | Physical Factors. | 114 |
| 4.6 | Injury Mechanisms. | 121 |
| 4.6.1 | Occupant Ejection | 121 |
| 4.6.2 | Occupant Protection | 123 |
| 4.7 | Post-Crash Fires | 124 |
| 5. | DISCUSSION OF RESULTS. | 125 |
| 5.1 | Mass Accident Data | 125 |
| 5.2 | Death and Injury Rates | 125 |
| 5.3 | Characteristics of Drivers and Crash Locations | 127 |
| 5.4 | Clinical Case Review | 129 |
| 5.5 | Vehicle Stability. | 129 |
| 5.6 | Injury Mechanisms. | 130 |
| 5.6.1 | Rollover and Ejection | 130 |
| 5.6.2 | Vehicle Design. | 131 |
| 5.7 | Post-crash Fires | 132 |
| 5.8 | General Discussion | 133 |
| 5.8.1 | Multipurpose (Utility) Vehicle: A Compromise? | 133 |
| 5.8.2 | Implications for Federal Safety Standards | 134 |
| 5.8.3 | Off-Road Use and Injury | 136 |
| 6. | DISCUSSION OF TECHNICAL PROBLEMS | 140 |
| 7. | CONCLUSIONS AND RECOMMENDATIONS. | 147 |
| 7.1 | Conclusions. | 147 |
| 7.2 | Recommendations. | 150 |
| 7.2.1 | Recommendations for Improving Utility Vehicle Safety | 150 |

| | |
|---|-----|
| 7.2.2 Recommendations for Improving Data Analyses . . | 151 |
| REFERENCES | 153 |
| APPENDIX A POSITION PAPER: DISPOSITION OF THE M151 (1/4 TON JEEP) | |
| APPENDIX B LITERATURE REVIEW | |
| APPENDIX C UTILITY VEHICLE STATISTICS: MICHIGAN AND WASHINGTON | |
| APPENDIX D MULTIPLE REGRESSION EQUATIONS AND SIMPLE CORRELATIONS BETWEEN INDEPENDENT VARIABLES | |
| APPENDIX E APPROXIMATE SAMPLING ERROR | |
| APPENDIX F EXCERPTS FROM FEDERAL REGULATIONS | |
| APPENDIX G 1978 ARIZONA UTILITY VEHICLE INJURY COLLISIONS | |
| APPENDIX H 1977 NEW MEXICO UTILITY VEHICLE COLLISIONS | |
| APPENDIX I 1977 COLORADO FATAL UTILITY VEHICLE COLLISIONS | |

LIST OF FIGURES

| | | page |
|----------|---|------|
| 2.1.3-1 | Utility Vehicles and Years of Manufacture | 15 |
| 4.4.2-1 | 1978 Ford Bronco Accident | 81 |
| 4.4.2-2 | 1974 "Renegade" JEEP Accident | 81 |
| 4.4.2-3 | 1977 Golden Eagle JEEP Accident | 82 |
| 4.4.2-4 | 1974 CJ-5 JEEP Accident | 82 |
| 4.4.2-5 | 1973 CJ-5 JEEP Accident | 83 |
| 4.4.2-6 | 1972 CJ-5 JEEP | 84 |
| 4.4.2-7 | 1975 CJ-5 JEEP | 85 |
| 4.4.2-8 | 1947 Willys (WW II) Jeep | 86 |
| 4.4.2-9 | 1978 Scout | 87 |
| 4.4.2-10 | 1977 Blazer | 88 |
| 4.4.2-11 | 1971 Blazer | 89 |
| 4.4.2-12 | 1965 Scout | 90 |
| 4.4.2-13 | 1965 JEEP Renegade | 91 |
| 4.4.2-14 | 1976 Blazer | 92 |
| 4.4.2-15 | 1947 Scout | 93 |
| 4.4.2-16 | 1975 Bronco | 94 |
| 4.4.2-17 | 1973 K5 Blazer | 95 |
| 4.4.2-18 | 1973 Blazer | 96 |
| 4.4.2-19 | 1974 AMC CJ-5 JEEP | 97 |
| 4.4.2-20 | 1972 AMC CJ-5 JEEP | 98 |
| 4.4.2-21 | 1976 AMC CJ-7 JEEP | 99 |
| 4.4.2-22 | Short Wheel Base Vehicles Data Work Sheet | 100 |
| 4.5.3-1 | Example of a Utility Vehicle on the Pitch Plane Swing | 115 |
| 4.5.3-2 | Vehicle Test Parameter Location | 116 |

| | | |
|---------|---|-----|
| 4.5.3-3 | Schematic Diagram of Applicable Vehicle Parameters. . | 116 |
| 4.5.3-4 | Roll Stability of the Four-Wheeled Vehicle. | 117 |
| 5.8.3-1 | Roll Cage Collapse During Vehicle Overturn. | 138 |
| 5.8.3-2 | Occupant Death Caused by Contact with the Roll Bar. . | 138 |

LIST OF TABLES

| | | page |
|---------|--|------|
| 2.1-1 | Summary of 1,102 U.S. Army Jeep Crashes Reported During FY1974-1976 | 12 |
| 2.2-1 | Study Population. | 19 |
| 2.3-1 | Utility Vehicle Registration in the U.S. by Make. . . | 22 |
| 2.3-2 | Utility Vehicles in the U.S. Arranged by Popularity (1977 Data). | 23 |
| 2.3-3 | Numbers of Registered Utility Vehicles by Selected States for 1975-1977 | 23 |
| 2.3-4 | Utility Vehicle Registrations By Model for Selected States, 1976 | 24 |
| 2.3-5 | Utility Vehicle Registrations by Model for Selected States, 1977 | 25 |
| 2.4-1 | Primary Product Liability Safety Allegations. | 27 |
| 2.5-1 | Summary of Applicability of Current and Pending Federal Motor Vehicle Safety Standards to Utility ("Multipurpose") Vehicles. | 32 |
| 3.1-1 | Data Sources. | 41 |
| 3.2-1 | State Mass Accident Data Files Obtained for Analysis: Vehicle Crashes, 1975-1978 | 42 |
| 4.1-1 | Utility Vehicle Crashes in Relation to Passenger Car Crashes: Selected States. | 49 |
| 4.1-2 | Utility Vehicle Crashes and Registrations in Relation to Passenger Car Crashes and Registrations: Selected States. | 50 |
| 4.1-3 | Fatal Crashes and Total Registrations: Utility Vehicles and Passenger Cars (All States, 1977) . . . | 50 |
| 4.2.1-1 | Traffic Death Rates (Number Killed per Thousand Crashes): Selected States. | 52 |
| 4.2.1-2 | Traffic Death Rates (Number Killed per Thousand Vehicle Crashes): Selected States. | 53 |
| 4.2.1-3 | Percent of Fatal Crashes in Which at Least one Person Was Killed in the Specified Vehicle: All States. . . | 54 |

| | | |
|---------|--|----|
| 4.2.1-4 | Traffic Death Rates per Thousand Crashes and the Proportion of Single Vehicle Crashes: Selected States | 54 |
| 4.2.2-1 | Serious Injuries per Thousand Crashes: Selected States | 55 |
| 4.2.2-2 | Number of Disabling Injuries per 1,000 Utility Vehicle Crashes: Michigan, Washington. | 56 |
| 4.2.2-3 | Serious Injury Rates per 1,000 Crashes: Selected States | 57 |
| 4.2.2-4 | Percent of Fatal Crashes in Which at Least One Person was Seriously Injured in the Specified Vehicle: All States | 57 |
| 4.3.1-1 | Vehicle Crashes According to Sex of Driver, Selected States | 59 |
| 4.3.1-2 | Vehicle Crashes According to Age of Driver, Selected States | 60 |
| 4.3.2-1 | Comparison of Utility Vehicle Crashes in Urban and Rural Areas: Selected States | 62 |
| 4.3.2-2 | Distribution of Fatal Crashes: All States, 1977 FARS | 63 |
| 4.3.2-3 | Percentage Distribution of Fatal Crashes According to Travel Speed: All States | 63 |
| 4.3.2-4 | Average Speed (M.P.H.) of Passenger Cars, 1975. | 64 |
| 4.3.2-5 | Percent of Total Crashes According to Different Road Characteristics: Selected States | 65 |
| 4.3.2-6 | Percent of Fatal Crashes According to Different Road Characteristics: All States. | 66 |
| 4.3.3-1 | Utility Vehicle and Passenger Car Crashes by Month: Selected States. | 67 |
| 4.3.3-2 | Utility Vehicle and Passenger Car Crashes by Day of Week: Selected States. | 68 |
| 4.3.3-3 | Utility Vehicle and Passenger Car Crashes by Time of Day: Michigan. | 69 |
| 4.3.4-1 | Relationships Between Specified Characteristics and the Percentage of Utility Vehicle Crashes. | 70 |
| 4.4.1-1 | Arizona Recreational Vehicle Collisions, 1976-1978. | 72 |
| 4.4.1-2 | Incidence of Accidents By Model: Arizona, 1978. | 73 |

| | | |
|----------|--|-----|
| 4.4.1-3 | Comparison of 27 Arizona Fatal Utility Vehicle Crashes in 1978. | 74 |
| 4.4.1-4 | Frequency of Model Involvement in 1978 Arizona Fatal Utility Vehicle Collisions | 77 |
| 4.4.2-1 | Structural Details and Vehicle Modifications. | 102 |
| 4.4.2-2 | Modifications of Suspensions. | 103 |
| 4.4.2-3 | Modifications of Tires. | 103 |
| 4.4.2-4 | Modification of Tires: Track and Diameter. | 104 |
| 4.4.2-5 | Tread Types and Conditions. | 104 |
| 4.4.2-6 | General Modifications: Interior and Exterior | 105 |
| 4.4.2-7 | Roll-bar by Cab Type. | 106 |
| 4.4.2-8 | Restraints by Cab Type. | 106 |
| 4.4.2-9 | Ejection by Cab Type. | 107 |
| 4.4.2-10 | Ejection as a Function of Restraint Usage | 107 |
| 4.5.1-1 | Crashes Involving Rollover: Utility Vehicles and Passenger Cars | 109 |
| 4.5.1-2 | Percent of Crashes Involving Rollover by Vehicle Type: Michigan, 1976 | 110 |
| 4.5.1-3 | Percent of Fatal Crashes Involving Rollover: All States | 111 |
| 4.5.1-4 | Percent of Crashes Involving Rollover by Utility Vehicle Make | 112 |
| 4.5.2-1 | Percent of Vehicles That Overturned in Single-Vehicle Crashes: Selected States | 113 |
| 4.5.2-2 | Percent of Vehicles that Overturned in Multiple-Vehicle Crashes: Selected States | 113 |
| 4.5.3-1 | Summary of Physical Measurements and Height of the Center-of-Gravity. | 119 |
| 4.5.3-2 | Tested Utility Vehicles Arranged in Order of Increasing Resistance to Rollover. | 120 |
| 4.6.1-1 | Percent of Occupants Ejected According to the Type of Crash, Maryland, 1975-1977 | 122 |

| | | |
|---------|---|-----|
| 4.6.1-2 | Percent of Total Crashes in Which Total Driver Ejection From the Vehicle Was Reported: Washington, 1976 | 122 |
|---------|---|-----|

1. INTRODUCTION

1.1 Statement of Problem¹

The versatility of utility vehicles has considerably increased their popularity and use in recent years, as available production and registration figures reveal. For example, between 1975 and 1977, total utility vehicle registrations increased 35 percent, from 831,058 to 1,125,923. In comparison, passenger car registrations increased during the same period less than seven percent.

Often popularly identified as "Jeeps," a utility vehicle as defined in this study is a multi-purpose vehicle usually designed for both on-road and off-road use. Utility vehicles considered in this study included various models of the Willys Jeep², AMC JEEP³, Ford Bronco, International Scout, Toyota Land Cruiser, Chevrolet Blazer, GMC Jimmy, Dodge Ramcharger, Plymouth Trail Duster, and Volkswagen Thing.

Some of the smaller utility vehicles have evolved directly from original military designs. All utility vehicles share certain general characteristics in contrast to conventional vehicles; among these are a relatively short wheelbase, higher center of gravity, stiffer suspension systems, and, often, four-wheel drive.

Despite the increased civilian use of these utility vehicles, their civilian crash experience has not previously been comprehensively evaluated. Yet previous studies of similar military vehicles have found an extremely high incidence of occupant ejection in both collisions and rollover crashes. Among police-reported crashes in the United States,

¹ This study was conducted under standards established by The University of Michigan Medical Center Committee to Review Grants for Clinical Research and Investigation Involving Human Beings, and conformed to guidelines of the Institutional Guide to Department of Health, Education, and Welfare Policy on Protection of Human Subjects. The research has been supported mainly by a research grant from the Insurance Institute for Highway Safety, Washington, D.C.

² Prior to 1963.

³ The word JEEP is the registered trademark of Jeep Corporation, subsidiary of American Motors Corporation.

rollover (as a first event) occurs for about 2 percent of the vehicles involved.⁴

A previous U.S. Army review (1968) found that 36 percent of all European Theater of Operations military jeep crashes involved rollovers without collision, suggesting stability and operating problems. Many of these crashes reportedly resulted in fatal injuries to occupants, even at relatively low highway speeds (30-45 mph). Thus it is important to know whether comparable civilian-owned utility vehicles have similar problems, and, if so, the nature and extent of those problems.

Contrasted to passenger car occupants, utility vehicle occupants may be subjected to increased injury risk for the following reasons: (1) the combination of short wheelbase, narrow track width, and high center of gravity may make them more prone to rollover; (2) lack of substantial side and roof structure may reduce occupant protection; (3) interior structure and instrument panels may have sharp, rigid non-yielding surfaces and projections; (4) in addition, the off-road usage of this type of vehicle may also increase occupants' exposure to crash and rollover involvement.

In view of these considerations, data concerning current utility vehicle collision and occupant injury experience has been collected and analyzed to assess these problems, and recommendations have been developed concerning means of improving occupant safety.

1.2 Scope and Objectives

The purpose of this study was to provide a systematic in-depth investigation into the on-road crash experience, injury mechanisms, and potential hazards to occupants of utility vehicles. Major objectives were to:

- (1) Describe the on-road crash experience, including incidence of rollover, for utility vehicles;

⁴Based on police-reported accident data from Texas, Washington, and Michigan.

- (2) Compare the on-road utility vehicle crash experience, injury potential, and operator profiles with the same for other vehicle types;
- (3) Describe the injury mechanisms and injury potential for occupants of utility vehicles;
- (4) Analyze available injury data (fatal and non-fatal) resulting from utility vehicle accidents;
- (5) Describe ejection from utility vehicles during rollover collisions and other crashes;
- (6) Compare rollover frequency, injury rates, and severity of injury to utility vehicle occupants and passenger car occupants;
- (7) Describe and compare the accident involvement patterns and vehicle occupancy patterns of utility vehicles with those of passenger cars;
- (8) Develop a profile of the crash-involved operator of various vehicle types.

Several secondary objectives were included. These were to:

- (1) Review nationwide utility vehicle and passenger car registration data and evaluate various geographic and demographic differences;
- (2) Physically measure and compare typical utility vehicles for factors that could influence stability and thus likelihood of rollover: e.g., wheelbases, track widths, suspension systems, steering, center of gravity or weight distribution, tire design;
- (3) Review product liability allegations involving utility vehicles to identify specific problem areas;
- (4) Review existing or proposed Federal Safety Standards and their applicability to utility vehicles;

- (5) Evaluate the effectiveness of safety related equipment in utility vehicles, including roll-bars, restraint systems, and interior protection;
- (6) Determine the incidence of and injury potential existing in post-crash fires involving utility vehicles.

The focus of this study has been limited to on-road collisions involving utility vehicles only.

2. BACKGROUND

2.1 Utility Vehicles: Past, Present, Future

2.1.1 Military Development

Historically, today's four-wheel-drive utility vehicles have evolved from the "Jeep" of World War II. Credit for the origin of the "Jeep" has been a controversy discussed in numerous publications. A memorial plaque listing the American Bantam employees responsible marks the Jeep's "birthplace" in Butler, Pennsylvania. One individual who may have been instrumental in its development was Karl K. Probst, temporary Chief Engineer for Bantam. He reportedly drew up the first plans "during a grinding three-day weekend in the deserted, dusty engineering rooms" (Lamm, 1975). Credits for the Jeep's design have been suggested by Vanderveen as: concept and general layout, U.S. Army; general design of vehicle and body work, Bantam; front end, Ford; power unit, Willys. But one could go on and say that the driveline layout was used by Spijker in 1902, the type of driven front axle was pioneered by Otto Zachow (FWD) in 1907, and that mechanically the Jeep was a scaled-down Ford/Marmon Herrington 1/2-ton 4x4 which has been dubbed "granddaddy of the Jeep" (Vanderveen, 1974).

The name "Jeep" was reportedly used as early as 1914-1918 by Army mechanics testing new vehicles (Lamm, 1975). A pioneering attempt at developing a military utility vehicle occurred in the early 1920's when the commanding officer of the 1st Tank Regiment at Fort Meade developed the "Puddle Jumper," the "first Jeep" (Wallace, 1978). Intended for following tanks over rough terrain, it was constructed from a 3/4-ton Ford chassis and motor, and was equipped with bucket seats taken from the salvage dump. About 1931 a War Department inspector saw these unauthorized vehicles, and the Infantry School (Tank Section) was ordered to get rid of them.

In 1936 the comic strip "Popeye" introduced a character called "Eugene the Jeep," a mythical animal who had magical talents, and this has also been suggested as a source for the name "Jeep." In 1937 tractors supplied to the Army by Minneapolis Moline were called "Jeeps."

In the armored forces, the Jeep was first known as the Peep, Quad, Pygmy, GP, and Midget. During 1940-41 the 1/2-ton Command Reconnaissance Vehicle (Dodge) was called "Jeep" (Vanderveen, 1974). The name "Jeep" replaced "Peep" in soldier and test driver terminology. When riding with a test driver in February, 1941, Katy Hillyer, a reporter for the Washington Daily News, asked what the vehicle was called, wrote it up as a "Jeep," and the name apparently stuck (Lamm, 1975). Joe Frazer, president of Willys Overland from 1939 until 1944, also was credited with coining the word "Jeep" by slurring the initials G.P. (military designation for General Purpose) (Lamm, 1975). But Sterns (1941) claims the Ford version of the G.P. was the origin of the generic term "jeep." Technical background concerning the origin of the "Jeep" may be found in Sterns (1941), Vanderveen (1969;1974), Lamm (1975), Conley (1978), and Wallace (1978). However it originated, the name "Jeep" has become synonymous with the four-wheel-drive military utility vehicle, even if it is often erroneously applied.

The first 1/4-ton 4x4 was produced by Bantam in 1940 (American Bantam Car Company, 1941), in response to a U.S. Army request for a vehicle that could carry personnel and light cargo and also tow a 37mm AT gun or 1/4-ton two-wheel trailer. Performance requirements included climbing a 65 degree grade, carrying an 800 lb. load, towing a 1/2-ton trailer, and driving along a hillside tipped laterally at an angle of 55 degrees. Seventy Bantams were produced. In late 1941 Willys-Overland produced a pilot model known as "quad." Both the Bantam 40 BRC (Bantam Reconnaissance Car) and Willys (MA) models were subsequently redesigned and 1,500 of each were ordered by the Army for further tests, as well as 1,500 of a Ford GP (General Purpose) pilot model.

The 45-hp Bantam and 40-hp Ford (tractor engine equipped) did not perform as well as the 60-hp Willys MA. Willys exploited the innovations contained in all three prototypes and developed the standardized model MB. To assure a second source Ford was awarded a contract to produce a model completely interchangeable with the MB, resulting in the Ford Model GPW (General Purpose Willys), which went into mass production in December 1941. The military jeep was produced in the following models: American Bantam 40 BRC (1941); the Ford GP

(1941); the Ford GPW (1942-1945); and the Willys MA (1941) and MB, including 277,896 GPW and 361,349 MB models (Vanderveen, 1969). By V-J day Willys and Ford had reportedly provided a total of 651,068 Jeeps (Conley, 1978).

The British Standard 5-cwt⁵ 4x2 car experimentally appeared as the British version of the American "Jeep," in 1943. It had 75-inch wheelbase and 4-cylinder 44 b.h.p. motor, but no front-wheel drive. Since U.S. Lend-Lease supplied Great Britain with sufficient numbers of the Ford and Willys Jeeps, no wartime British utility vehicle was further developed (Vanderveen, 1969). However, in early 1950, the Austin Motor Co. Ltd., of Birmingham, designed and produced the first British Jeep (designated FV1801) for the War Office. The initial production contract was for 15,000 vehicles. It was powered by a Rolls Royce B.40 MK.2A/4 cylinder engine, developing 69 b.h.p. Wheelbase was 84 inches, weight 3,470 lbs., length 91.5 inches. Overall length compliance tests included a c.g. fully loaded ("laden") of 27.6 inches from the ground and 41.5 inches from the front wheels (Blake, 1979).

The M38 series (military counterpart of the CJ-5 and CJ-6) was produced from 1952 until introduction of the M151 in 1966 (Vanderveen, 1966). By the late 1960's the military had switched from the M-38A1 series of Jeep to the Ford M-151 series. The M151A1 military Jeep represents the most recent of a long series of utility military vehicles, which although continually undergoing modification, have the same basic configuration. As rigidly specified by military procurement, size and clearance dimensions result in a relatively high center of gravity and resultant stability characteristics. The addition of equipment such as plows, gun mounts, or high loading accentuates instability conditions. The Ford M151 series has been found to have stability problems which will be discussed in the following section.

⁵
cwt = hundred weight

2.1.2 Military Accident Experience

Injury data involving jeep accidents have in the past come primarily from studies of the military vehicles. In 1947 an article appeared in the American Journal of Surgery concerning an analysis of 58 injuries of the hip joint. A surgeon in the European Theater of Operations treated these over a period of 18 months (1944-1946) in 20 U.S. Army hospitals. Of these 58 injuries, 40 were incurred in jeep crashes (Urist, 1947). It was suggested that all dislocations, and certain types of fractures of the hip joint, were produced by a forceful blow on the flexed knee or on the sole of the foot. Force was believed to be transmitted through the extended knee, whether alone or in combination with violent blows against the lower back and the lateral aspect of the hip. This early study of a special class of injury, considered particularly common with regard to the jeep, may be of current interest, since it was noted that most of these occurred on concrete highways prevalent in Europe, but not found in other operational theaters.

By 1955 there was still "considerable doubt...as to the relative hazard of seat belts in military open-top vehicles, including jeeps, whether it is better or worse to be strapped to the seat in the event of an accident" (Babione, 1955). In order to estimate the possible benefits with respect to mortality that might accrue if seat belts were installed in military vehicles, data were collected from Navy and Marine Corps vehicle fatal accidents from 1952 to 1954. Rollover occurred in 33 out of 38 fatal accidents occurring in connection with Jeeps, weapons carriers, heavy trucks, and one DUKW (duck). It was concluded that ten persons who escaped death in rollover accidents by being thrown out "would probably have been killed if they had been kept in by seat belts" (Babione, 1955). However at that time no consideration was apparently given to the potential benefits of use of belts combined with a roll-bar. It was found that the costs of preventive measures compared to savings, both for fatalities and injuries, could not be determined without more detailed reporting of the causes of trauma in crashes. Except for isolated studies and accident records by the military, little attention appears to have been paid to the problems associated with

military jeep injuries until the 1960's (although statistics clearly indicated that a major problem existed).

A statistical analysis of U.S. Air Force ground vehicle crashes involving Jeeps during 1951 and 1952 indicated that crashes with this type vehicle comprised eight to nine percent of all crashes involving USAF military ground vehicles. During 1951, 839 (8%) involved jeep crashes and in 1952, 727 (9%) involved jeep crashes (Mathewson et al., 1954). The Air Force reported that over 1,000 airmen per day were unavailable for duty (killed or recuperating from injuries) because of ground vehicle crashes in 1951 and 1952 (Mathewson et al., 1954). In the U.S. Navy, fatal motor vehicle (including jeeps) crashes were by far the leading cause of Navy deaths (62.4 per 100,000) leading all other causes combined, including Viet Nam casualties--until mid-1966 (U.S. Navy, 1967).

The Ford military M151 series includes seven different models of utility vehicles. The M151, M1511, and M151A2 1/4 ton 4x4 utility trucks are used as general-purpose personnel or cargo carriers. The basic M151 was further modified in the M151A1C and M785 models, equipped with a 106mm recoilless rifle on an M79 rifle mount, and the subsequent M718 and M718A1 vehicles, which were longer, higher, and weighed about 1400 pounds more, and modified as front-line ambulances.

By 1968 the Army had conducted several tests of M151 Jeep components at Aberdeen Proving Grounds, including brakes, windshield, a deep-dish steering wheel, and new acceleration pedal (personal communication, 16 September 1968). For the conduct of crash and rollover tests, the Aberdeen Proving Ground issued a Vehicle Collision and Accident Safety Test Procedure 2-2-621, effective 15 May 1968 (U.S. Army Test and Evaluation Command, 1968), and at least two M151 stability test studies were completed (Cooke, 1968; Jurrat, 1969).

During that period there was an Army regulation stating that seat belts will not be used on tactical type vehicles unless equipped with roll-bars. Making rules for use of seat belts was delegated to the local commanding officer. But field usage was slow in developing because field combat requirements differ from those of normal usage.

During the 1968 evaluation by the Army of the M561/792 1-1/4 ton utility vehicle Gamma Goat, seat belts were recommended.

Although relatively little injury data concerning the M151A Jeep are available to provide insight into the specific safety problems with this vehicle, its problems are considerably better documented than for the earlier MB and M-38 series. The military had frequently reported problems of rollovers with the M151 to the manufacturer, and single accident reports began to appear to support this (Huelke, 1968), including a rollover of an M151 at the Arizona Proving Ground which ironically injured the manufacturer's chief designer (Muller, 1966).

Impact tests of the M-151, conducted by the manufacturer, included inclined-plane sled tests of six M-151 steering wheels (King, 1966), and seven ramp rollover tests from 15-45 mph (Saalbrank, 1965). The original roll-bar withstood low-velocity rollovers up to 15 and 20 mph. A redesigned roll-bar for the production vehicle collapsed in tests at 45 mph, and even when dummy occupants were fitted with lap belt and shoulder harness, they leaned outside the rolling vehicle. In a 31-mph barrier crash, the lap-belted dummy occupant jackknifed into the sharp upper edge of the instrument panel (Schafenek, 1966). An unpublished evaluation of the M-151A1 Jeep crash problems and injury mechanisms was conducted by Snyder (1968).

Accident experience for the M151, M151A1, M151A1C, and the M718 Front Line Ambulance, for the six-year period 1962 through 1967 for the U.S. Army in Europe, included 126 deaths (U.S. Army Material Command, 1967). From 1963 through 1967 some 4,870 accidents were recorded involving the M151 for that theater of operations alone (935 accidents in 1963 with 21 fatalities; 951 in 1964 with 30 fatalities; 1,074 in 1965 with 23 fatalities; 923 in 1966 with 14 fatalities; and 987 accidents in 1967 with 15 fatalities). The Army accident rate (per 100,000 miles driven) in the European Theatre during the period for the M151 vehicle was 1.57, varying from 2.01 (1963) to 1.17 (1967), compared to an Army world-wide M151 accident rate of 1.44. The fatality rate was reported as 26.90 per 100,000,000 miles driven for Europe, and 20.94 for the Army world-wide for the M151 vehicles.

Although similar data for the earlier M38 series vehicle were not given in the referenced study, based upon a fatality rate (in 100,000,000 miles driven) of 59 for the M38A1 in fiscal 1963 (July 1963 - 30 June 1964), the Army had projected 182 fatalities for the period FY1963 (fiscal year) through FY1967 in the European Theatre. This compares with 113 actual fatalities for the same period involving the M151 (U.S. Army Material Command, 1967).

Eight of 14 (57%) fatal U.S. Army M151 accidents occurring in Europe during fiscal year 1967 involved rollover. Two were collisions with subsequent rollover, and six (43%) involved non-collision single-vehicle rollovers; two of the latter occurred on straight sections of road and four on curves. The two non-single-vehicle collisions with rollover both occurred on straight roads (U.S. Army Material Command, 1967).

The M151 Jeep was involved in 7,460 accidents world-wide in the years FY1967 through FY1970, involving 138 fatalities; 2,201 (30%) were rollover accidents (Department of the Army, 27 November 1970). During the three-year period FY1974-FY1976 the U.S. Army reported 1,102 M-151 Jeep crashes, involving 42 fatalities and 507 injured occupants. Overall, 66 percent of the total FY1974-FY1976 Jeep accidents involved rollovers. It is significant to note that in none of these 1,102 crashes was post-crash fire reported (Table 2.1-1).

The M151 series Jeep accounted for 965 (45%) of the 2151 Department of the Army rollover crashes occurring between April 1974 and September 1978 (from U.S. Army computer data printouts cited in Brune, 1979). The basic M151 military jeep has an overturn rate of 16.1 accidents per million miles. This is reflected in the warning printed in the M151 operator's Manual stating: WARNING: Extreme care should be used when driving M151 series vehicles. They have more responsive steering and acceleration than other vehicles. Watch speed, especially on turns. A full right or left turn at speeds over 20 mph can cause any vehicle to go out of control and/or turn over (U.S. Army, 1978). It should be noted that significantly reduced overturn rates in the later M151A1, M151A1C, M718 (1.8 accidents per million miles), and in the M151A2, M825, and

TABLE 2.1-1
 SUMMARY OF 1,102 U. S. ARMY
 JEEP CRASHES REPORTED DURING
 FY1974-1976

| Year | Rollover | Vehicle Ran Off Road | Fire | Fatality | Injury |
|--------|----------|-------------------------|------|----------|--------|
| 1976 | 236 | 129 | 0 | 17 | 159 |
| 1975 | 211 | 135 | 0 | 8 | 173 |
| 1974 | 278 | 113 | 0 | 17 | 175 |
| Totals | 725 | 337 | 0 | 42 | 507 |

(Department of the Army, 26 October 1976)

M718A1 (0.5 accidents per million miles) are attributed to subsequent design changes (Brune, 1979, p. 16-17).

Not until 1971 did the federal government officially recognize the serious hazards to occupants of military utility vehicles in crashes. At that time an NHTSA "position paper" (Office of Defects Management, 1971) disclosed the M151 FY1967-1970 accident record of 7,460 accidents world-wide involving 138 fatalities. The Army world-wide M-151 fatality rate was 12.18 (per 100,000,000 miles driven) and the accident rate was 0.83 (per 100,000 miles driven). As a result, the NHTSA refused to sanction a Department of the Army plan to sell surplus Jeeps to the general public (IIHS, 1972; Anon, 1969; Mohbat, 1969). The National Highway Traffic Safety Administration (NHTSA) was pressed by the Department of the Army and the Defense Supply Agency to allow sale of the M151 (including the older models M151A1, M151AC, and 718, and the more recent models M151A1, M825, and M718A1). An estimated 73,309 vehicles were planned to be disposed of during the next six to ten years (1971-1981 period) at the Army's estimated salvage value of \$300 to \$1,200 per vehicle at an average return of \$750 per vehicle. Approximately \$55 million was at stake.

However, it was concluded by the NHTSA Office of Defects Investigation (ODI) that the Department of Defense had already

recognized the unsafe handling characteristics of the M151 Jeep, and pointed out that it was Department of Defense policy not to sell an item if it is considered unsafe for a non-military user. They noted that the Army had required special training of drivers, including a film to illustrate the hazards of unsafe handling. They also noted the rollover propensity of the rear swing axle assembly despite modifications (M151A2), and the apparent rollover problem, involving a record of 7,460 world-wide M151 Jeep accidents (FY67 through FY70) with 138 fatalities. Of those 7,460 accidents, 2,201, or roughly 30 percent, were rollover accidents. The full text of this NHTSA position paper is provided in Appendix A. At present surplus M151 Jeeps must be rendered unusable by cutting the frame and suspensions before they can be purchased in the open market. Despite this some have been repaired and are in civilian use.

2.1.3 Utility Vehicles⁶ in Domestic Use

Subsequent to World War II sales of military equipment popularized the "Jeep" as a civilian utility vehicle. Post-war civilian models were produced by Willys (to 1963), Kaiser-Willys (after 1963) and Ford. The name "Jeep" became a registered trade mark of Willys-Overland in 1945. In April 1953 the name was changed to Willys Motors Inc., when the company was taken over by the Henry J. Kaiser Industrial interests. In March 1963 it became Kaiser Jeep Corporation, until 1970 when the company became part of the American Motors Corporation (Vanderveen, p. 62, n.d.).

In June 1945 Willys produced the first civilian Jeeps which were actually demilitarized MB's. By August, 1945 the first redesigned "Universal Jeep" model CJ-2A was introduced. The slightly modified model CJ-3A was produced in 1950, followed by the CJ-3B in 1953. In 1952 the 81 inch wheelbase CJ-5 and 101 inch wheelbase CJ-6 was

⁶This study purposely excluded certain "utility vehicles" of limited production or vehicle design, such as the Willys Jeepster, Chevrolet Suburban, etc., as not being central to the scope of this study. The vehicles depicted in figure 2.1.3-1 are representative of, but not inclusive of, the vehicles included in the study population. Section 2.2 provides a precise definition of the study population.

introduced which featured a new body design (the military counterparts were the M38A1 utility truck and M170 ambulance truck 1/4 ton 4x4). American Motors Corporation bought manufacturing rights to the Jeep from Kaiser Industries in 1970. Following this acquisition, substantial body style changes were made in the CJ-5 and CJ-6 with no corresponding change in model designation. The CJ-7 was introduced in 1976.

Figure 2.1.3-1 shows the utility vehicles in domestic use and illustrates their years of manufacture and/or sales in the domestic market.

Current domestic manufacturers include AMC JEEP, Chevrolet Blazer (introduced in 1968) and GMC Jimmy (introduced in 1969), Ford Bronco (the 92 inch wheelbase model was produced from 1965 - 1968, and now produced in a 104 inch wheelbase), International Scout (introduced in 1961), and Dodge Ramcharger/Plymouth Trail Duster (introduced in 1973).

Foreign competitors include the British Land Rover (1949) and the Japanese Toyota Land Cruiser (1970). The German Volkswagen "Thing," introduced in 1973 and 1974, and markedly different in construction, is also classed as a utility vehicle.

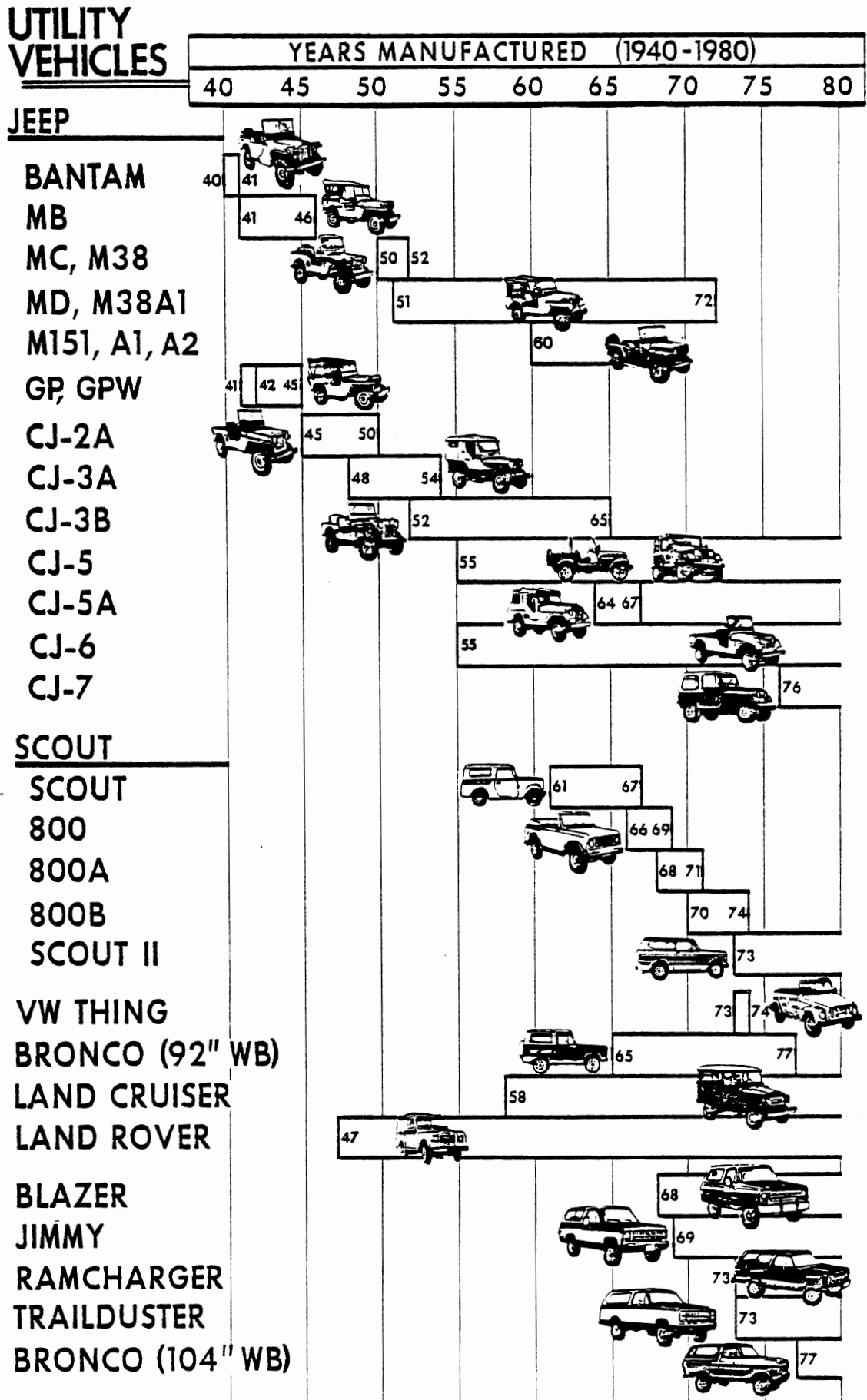
2.1.4 Utility Vehicles in Foreign Use

Although this study is concerned with utility vehicles in use in the United States, there are a large number of four-wheel-drive multipurpose (utility) vehicles in use in other parts of the world.

Leyland Australia's Mini Moke utility vehicle can be converted into a Gran Turismoke through conversion kits marketed through dealers. This kit (about \$2,500 Australian) allows the Moke owner to restyle his vehicle with fiberglass panels, suede sheepskin upholstery and carpet, and two roll-bars. The Moke, designed in England, is manufactured in Australia, and exported worldwide (Automotive News, May 22, 1978).

An Italian utility vehicle, the Moretti Midimaxi 127, Features front-wheel drive and uses Fiat 127 running gear (Automotive News March 27, 1978). The Moretti Jungla, with roll-bar, fold-down windshield, and open body, has a rear-wheel drive only. It uses a Fiat 126 two-cylinder engine, and has limited off-road capability. Another Italian utility

Figure 2.1.3-1 Utility Vehicles and Years of Manufacture*



*Certain foreign vehicles may still be in production but are no longer for sale in the U.S.

vehicle, designed by Ferruccio Covini, is four-wheel drive and features a turbo-charged diesel engine and symmetrical steel body (Automotive News, May 22, 1978).

In 1979 the light weight (715Kg) Citroen Mehari front-wheel-drive utility vehicle, produced since May, 1968, was modified to a 4-wheel-drive utility vehicle (Automotive News, June 25, 1979).

A new Russian utility vehicle, the ZAZ 969, is four-wheel-drive, 132 inches long, and powered by a 1,196-CC V-4 engine (Automotive News, May 22, 1978).

Annual market growth of utility four-wheel-drive vehicles in Europe currently ranges from 15 to 25 percent per year. An excellent review of a number of utility vehicles world-wide was provided in Automotive News (November 27, 1978). Other current utility vehicles described include the Austrian Pinzgaver by Steyr-Daimler-Puch, British Leyland Land Rover (since 1948) and Range Rover (since 1970), the Italian Fiat Campagnola, the Russian Lada Niva, the Embo four-wheel-drive wagon with a Fiat engine, the Swedish Volvo Laplander, Rumanian ARO-244, the Portuguese UMM-Uniao Metalo Mecanica Cournil, the Italian Soleado, the French Stemat Veltt, Society Sinpar Renault 4L, and ACL Rodeo 4x4 vehicles.

The Japanese produce a number of utility vehicle models including the Nissan Patrol 4x4, Subaru 4x4, Daihatsu F-20 LV 4x4 Wagon, Suzuki LJ10, Isuzu Unicab, Mitsubishi Jeep-type models (J-3R, J-20C), and Toyota Land Cruiser Hardtop FJ40V.

2.1.5 Future Utility Vehicles

Several new utility vehicles are in production or planned for the future, and suggest the direction of future designs.

Mercedes-Benz initiated production in February, 1979, on a four-wheel-drive utility vehicle known as Explorer. During its development phase it is being marketed as the Mercedes-Benz G-series (G=Gelände, for Terrain). Frame and body is by Steyr-Daimler-Puch of Austria. The 240 GD is powered by a 2.4 liter four-cylinder diesel engine, and has a built-in roll-bar. Several gasoline and diesel engines are offered

along with a number of body types (Automotive News, November 27, 1978; Time, December 18, 1978; Automotive News, January 29, 1979).

AMC's 1980 model Eagle is the only U.S. manufactured four wheel drive (4WD) passenger car. Standard equipment is reported to include a 258-cid L-6 engine, three speed automatic transmission, automatic 4WD system, power steering, power front disc brakes and radial tires. It is available both in Standard and Limited versions of the two-door and four-door automobile and four-door station wagon (Automotive News, August 27, 1979; American Eagle, 1979; Lund, 1979). It appears to be identical to the AMC Concord in design and options, except that the Eagle is a four-wheel drive version. It is anticipated that the AMC Spirit of 1981 will also be available in two- and four-wheel drive models.

In England the Yak Yeoman, designed and developed by Manchester Garages (Motorcraft) Ltd. is going into production for export to developing countries. It has a wheelbase of 109.2 inches and features an automatic differential lock fitted into the rear axle, instead of four-wheel-drive (Automotive News, May 7, 1979).

Besides the present Toyota Land Cruiser, the Japanese may market the Daihatsu Taft Gran, "a four-wheel-drive vehicle that closely resembles the Jeep," in the United States in the early 1980's (Automotive News, March 20, 1978). The Taft Gran has a wheelbase of 79.5 inches. It has a flip-down windshield and integral roll-bar. It is described as smaller than the Jeep. Daihatsu engineers are reported to be reducing weight (2,380 lbs) and increasing power output (from the Toyota Corolla 1,600cc four-cylinder engine to an 1,800cc engine).

An advanced four-wheel-drive vehicle concept by American Motors indicates the directions utility vehicles may take during the next decade. The 100-inch wheelbase Jeepster II design features extensive use of light-weight materials, soft front and rear panels, a built-in roll-bar, flat glass folding windshield, and aluminum or fiberglass detachable doors. Basically envisioned as a two-seat vehicle, the Jeepster II concept would feature two additional removable seats in the rear cargo areas as required. The roof, of two-piece light-weight panels, could be stored behind the front bucket seats. Power would be

from a four-cylinder turbo gasoline or diesel engine, and body size dimensions would be 160 inches long, 65 inches wide, and 60 inches high (Automotive News, January 1, 1979). In 1980 the AMC Spirit will have four-wheel drive, joining the AMC four-wheel drive JEEP and Concord-based Eagle (Dunne, 1979).

Described as an "off-road Fiesta," Ford Motor Company's Tuareg is another concept car whose ideas may be incorporated in production utility vehicles of the 1980's (Skwira, 1979).

By far the most expensive utility vehicle design is the German Sea Ranger, designed by Luigi Colani. An all-terrain vehicle, it is much larger than most--6.2 meters (20 feet) in length and 4,000kg (8,800 lbs) in weight. Equipped for long expeditions, it carries four occupants in bucket seats and has a swivel chair mounted on top. To date only one prototype has been built. The price will be about \$385,000.00, depending upon equipment (Automotive News, January 15, 1979).

2.2 Study Population

The population of utility vehicles considered in the present study consists of the vehicle makes and models listed in Table 2.2-1.

Utility vehicles are a sub-class of the more general grouping of vehicles called multi-purpose passenger vehicles. A multi-purpose passenger vehicle is designed primarily to carry passengers but is easily converted to other non-passenger carrying uses. Common vehicle types under this classification include truck based station wagons (GM Suburban, for example), jeep-type⁷ open vehicles (Toyota Land Cruiser, Willys Jeep, etc.), some vans, pick-up cars, sport-recreational vehicles, etc.

The utility vehicles shown in Table 2.2-1 were selected because they account for approximately 95 percent of the utility vehicles registered in the U.S. in recent years.

⁷ The National Highway Traffic Safety Administration (NHTSA) defines "jeep-type vehicle" as a "four-wheel-drive, general purpose automobile capable of off-highway operation that has a wheelbase not more than 110 inches, and that has a jeep-type configuration" (Code of Federal Regulations, 49. Part 533.4. Revised. October 1, 1977).

TABLE 2.2-1
STUDY POPULATION

| Make | Model | Type of Drive (2 or 4 wheel) |
|---------------|-------------------|---------------------------------|
| Chevrolet | Blazer | 2 |
| | Blazer K10 | 4 |
| Dodge | Ramcharger | 2 |
| | Ramcharger | 4 |
| Ford | Bronco | 4 |
| | Bronco Pick-up | 4 |
| | Bronco Wagon | 4 |
| | Bronco Roadster | 4 |
| GMC | Jimmy | 2 |
| | Jimmy K1500,K1550 | 4 |
| | K1500 | 4 |
| International | Scout, Scout II | 2 |
| | Scout, Scout II | 4 |
| AMC | CJ3, CJ3B JEEP | 4 |
| | DJ3A JEEP | 2 |
| | CJ5, CJ5A JEEP | 4 |
| | DJ5 JEEP | 2 |
| | CJ6, CJ6A JEEP | 4 |
| | DJ6 JEEP | 2 |
| | CJ7 JEEP | 4 |
| Plymouth | Trail Duster | 2 |
| | Trail Duster | 4 |
| Toyota | Land Cruiser | 4 |
| VW | Thing | 2 |

Excluded from this list were some vehicles such as the Jeep Wagoneer, which appears to be a four-wheel drive version of a truck-based station wagon, or, as in the case of the Land Rover, Jeepster, Kaiser and/or Willys, are no longer for sale or in production in the United States.

A good example of the problem in defining a utility vehicle is presented by the 1980 AMC Eagle. Advertised and Marketed as a "four-wheel drive automobile" in three body styles (two-door and four-door sedans, and a four-door station wagon version) it is classified by its manufacturer as a multi-purpose (utility) vehicle (American Eagle sales brochure, 1979) yet classified as a truck by the government relative to meeting Federal fuel standards (personal communication, 1979; Automotive Industries, p. 52, 1979). Similarly the four-wheel-drive Subaru, while also marketed as a passenger car, is also classified as a multi-purpose vehicle.

2.3 Utility Vehicle Registration

Data obtained from the National Vehicle Population Profile (produced by R. L. Polk & Company from national motor vehicle registration data) show that in 1975 there were 831,058 utility vehicles and 106,712,551 passenger vehicles registered. This gives a percentage of utility vehicles to passenger cars of 0.78 percent. In 1976 these figures were 971,510 utility vehicles and 109,675,855 passenger vehicles, for a percentage of 0.89 percent, and in 1977 1,125,923 utility vehicles and 114,113,000 passenger cars, for a percentage of 0.99 percent.

Utility vehicles are a growing segment of the motor vehicle population, now accounting for almost one percent of all vehicles on the road. From 1976 to 1977 the utility vehicle growth was 15.9 percent, compared to passenger cars' growth of 4.1 percent for the same period. For the two-year period of 1975-1977, utility vehicles had a growth of 35.5 percent compared to passenger cars' rate of 6.9 percent.

Table 2.3-1 shows the number of utility vehicles by make and percent of total for each of the three years, 1975, 1976, and 1977.

Production data for the 1978 model year, as provided in Ward's 1979 Automotive Yearbook, show that the top three 1978 models were: Blazer (78,507); JEEP CJ-5, CJ-6, CJ-7 (76,628); and Bronco (69,120). For the 1978 model year, AMC reported "145,716 JEEPS were sold," and 156,000

units estimated for the 1979 model year (Automotive News, September 3, 1979).⁸

Registration counts for individual models within a make, e.g. Blazer and Blazer K10, are not listed, since detailed model information is not reported on the majority of accident reports.

Using the most recent (1977) registration data available, the makes in Table 2.3-1 are rearranged to list them in order of decreasing frequency in the population as shown in Table 2.3-2.

Data from eight states were used to study the collisions and registration to provide geographical and demographic distribution. These were Arizona, Maryland, Michigan, New Mexico, New York, North Carolina, Texas, and Washington. The registration data are discussed in detail in subsequent sections. However, for convenience, the total numbers of utility vehicles registered in each state are summarized in Table 2.3-3. This table also shows the percent increase in registration of these vehicles between 1975 and 1977. Together they represent 235,922 vehicles, or 21 percent of the total 1977 U.S. utility vehicle population.

Tables 2.3-4 and 2.3-5 provide a model-by-model tabulation of the utility vehicles in each state. Table 2.3-4 shows this tabulation for 1976, and Table 2.3-5 for 1977.

⁸ Although not counted as a utility vehicle in this report, the JEEP Cherokee is occasionally classified as a utility vehicle. The Ward's production figure for the Cherokee is 36,945 for the 1978 model year.

TABLE 2.3-1
UTILITY VEHICLE REGISTRATION IN THE U.S. BY MAKE*

| Vehicle | | 1975 | | 1976 | | 1977 | |
|---------------|--------------|---------|-------|---------|-------|-----------|-------|
| Make | Model | N | % | N | % | N | % |
| Chevrolet | Blazer | 200,484 | 24.1 | 256,071 | 26.4 | 315,947 | 28.1 |
| AMC | JEEP** | 187,059 | 22.5 | 205,342 | 21.1 | 240,955 | 21.4 |
| International | Scout** | 184,465 | 22.2 | 205,371 | 21.1 | 220,057 | 19.5 |
| Ford | Bronco | 149,392 | 18.0 | 159,306 | 16.4 | 166,089 | 14.8 |
| GMC | Jimmy | 31,218 | 3.8 | 43,085 | 4.4 | 56,627 | 5.0 |
| Toyota | Land Cruiser | 36,909 | 4.4 | 44,378 | 4.6 | 53,894 | 4.8 |
| Dodge | Ramcharger | 13,981 | 1.7 | 25,340 | 2.6 | 35,245 | 3.1 |
| VW | Thing | 21,555 | 2.6 | 21,803 | 2.3 | 21,817 | 1.9 |
| Plymouth | Trail Duster | 5,995 | 0.7 | 10,814 | 1.1 | 15,292 | 1.4 |
| Totals | | 831,058 | 100.0 | 971,510 | 100.0 | 1,125,923 | 100.0 |

*In order of popularity (number of registrations) in 1977.

**The figures shown slightly under count actual registrations because the Polk data do not list models separately prior to the 1966 model year.

TABLE 2.3-2

UTILITY VEHICLES IN THE U.S.
ARRANGED BY POPULARITY (1977 DATA)

| Model | Percent of Total 1977 |
|--------------|--------------------------|
| Blazer | 28.1 |
| JEEP | 21.4 |
| Scout | 19.5 |
| Bronco | 14.8 |
| Jimmy | 5.0 |
| Land Cruiser | 4.8 |
| Ramcharger | 3.1 |
| Thing | 1.9 |
| Trail Duster | 1.4 |

TABLE 2.3-3

NUMBERS OF REGISTERED UTILITY VEHICLES
BY SELECTED STATES
FOR 1975-1977

| State | Year | | | Percent Increase (75-77) |
|------------|--------|--------|--------|--------------------------------|
| | 1975 | 1976 | 1977 | |
| Arizona | 17,805 | 19,634 | 22,267 | 25 |
| Maryland | 7,980 | 9,235 | 11,121 | 39 |
| Michigan | 41,430 | 53,111 | 64,200 | 55 |
| New Mexico | 9,850 | 11,336 | 13,785 | 40 |
| New York | 42,584 | 49,284 | 54,284 | 27 |
| N Carolina | 18,556 | 23,684 | 28,404 | 53 |
| Texas | 35,884 | 44,569 | 57,131 | 59 |
| Washington | 21,745 | 22,871 | 24,255 | 12 |

TABLE 2.3-4

UTILITY VEHICLE REGISTRATIONS BY MODEL
FOR SELECTED STATES, 1976

| Model | State | | | | | | | |
|-----------------|---------|------|----------|------|------------|------|----------|------|
| | Arizona | | Michigan | | New Mexico | | Maryland | |
| | n | %* | n | %* | n | %* | n | %* |
| Blazer | 5,824 | 29.7 | 19,213 | 36.2 | 3,436 | 30.3 | 2,598 | 28.1 |
| Ram- charger | 355 | 1.8 | 2,094 | 3.9 | 234 | 2.1 | 205 | 2.3 |
| Bronco | 3,385 | 17.2 | 7,375 | 13.9 | 2,492 | 22.0 | 3,305 | 14.1 |
| Jimmy | 1,042 | 5.3 | 3,074 | 5.8 | 656 | 5.8 | 351 | 3.8 |
| Scout | 3,318 | 16.9 | 8,156 | 15.4 | 1,930 | 17.0 | 1,981 | 21.5 |
| JEEP | 3,637 | 18.5 | 11,011 | 20.7 | 1,700 | 15.0 | 1,998 | 21.6 |
| Trail | | | | | | | | |
| Duster | 147 | 0.7 | 859 | 1.6 | 110 | 1.0 | 124 | 1.4 |
| Land | | | | | | | | |
| Cruiser | 1,359 | 6.9 | 691 | 1.3 | 544 | 4.8 | 354 | 3.8 |
| Thing | 567 | 2.9 | 638 | 1.2 | 234 | 2.1 | 309 | 3.4 |
| Total | 19,634 | | 53,111 | | 11,336 | | 9,235 | |

| Model | State | | | | | | | |
|-----------------|----------|------|--------|------|------------|------|------------|------|
| | New York | | Texas | | Washington | | N Carolina | |
| | n | %* | n | %* | n | %* | n | %* |
| Blazer | 14,455 | 29.3 | 13,687 | 30.7 | 6,121 | 27.6 | 4,736 | 20.0 |
| Ram- charger | 1,361 | 2.8 | 1,062 | 2.4 | 510 | 2.3 | 359 | 1.5 |
| Bronco | 7,143 | 14.5 | 6,338 | 14.2 | 3,887 | 17.5 | 4,543 | 19.2 |
| Jimmy | 2,052 | 4.2 | 2,955 | 6.6 | 1,197 | 5.4 | 724 | 3.1 |
| Scout | 11,921 | 24.2 | 8,765 | 19.7 | 3,637 | 16.4 | 3,926 | 16.6 |
| JEEP | 8,684 | 17.6 | 7,927 | 17.8 | 4,832 | 21.2 | 7,346 | 31.0 |
| Trail | | | | | | | | |
| Duster | 710 | 1.4 | 470 | 1.1 | 167 | 0.8 | 136 | 0.6 |
| Land | | | | | | | | |
| Cruiser | 1,741 | 3.5 | 1,721 | 3.9 | 1,436 | 6.5 | 1,370 | 5.8 |
| Thing | 1,217 | 2.5 | 1,644 | 3.7 | 400 | 1.8 | 544 | 2.3 |
| Total | 49,284 | | 44,569 | | 22,187 | | 23,684 | |

*Percentages may not add to 100% due to round-off error.

TABLE 2.3-5

UTILITY VEHICLE REGISTRATIONS BY MODEL
FOR SELECTED STATES, 1977

| Model | State | | | | | | | |
|-----------------|---------|------|----------|------|------------|------|----------|------|
| | Arizona | | Michigan | | New Mexico | | Maryland | |
| | n | %* | n | %* | n | %* | n | %* |
| Blazer | 6,991 | 32.9 | 24,906 | 38.8 | 4,183 | 30.3 | 3,424 | 30.8 |
| Ram- charger | 563 | 2.6 | 3,330 | 5.2 | 351 | 2.5 | 315 | 2.8 |
| Bronco | 3,578 | 16.8 | 7,109 | 11.1 | 2,805 | 20.3 | 1,387 | 12.5 |
| Jimmy | 1,293 | 6.1 | 3,992 | 6.2 | 910 | 6.6 | 382 | 3.4 |
| Scout | 2,415 | 11.4 | 8,516 | 13.3 | 2,244 | 16.3 | 2,052 | 18.5 |
| JEEP | 4,144 | 19.5 | 13,535 | 21.1 | 2,038 | 14.8 | 2,671 | 24.0 |
| Trail | | | | | | | | |
| Duster | 209 | 1.0 | 1,234 | 1.9 | 181 | 1.3 | 153 | 1.4 |
| Land | | | | | | | | |
| Cruiser | 1,459 | 6.9 | 1,029 | 1.6 | 824 | 6.0 | 428 | 3.8 |
| Thing | 615 | 2.9 | 549 | 0.9 | 249 | 1.8 | 309 | 2.8 |
| Total | 21,267 | | 64,200 | | 13,785 | | 11,121 | |

| Model | New York | | Texas | | Washington | | N Carolina | |
|-----------------|----------|--------|--------|--------|------------|-------|------------|-------|
| | n | %* | n | %* | n | %* | n | %* |
| | Blazer | 17,139 | 31.6 | 19,640 | 34.4 | 6,936 | 28.6 | 5,984 |
| Ram- charger | 2,047 | 3.8 | 1,616 | 2.8 | 683 | 2.8 | 470 | 1.6 |
| Bronco | 6,878 | 12.7 | 6,806 | 11.9 | 3,941 | 16.2 | 4,829 | 17.0 |
| Jimmy | 2,371 | 4.4 | 4,381 | 7.7 | 1,366 | 5.6 | 995 | 3.5 |
| Scout | 11,977 | 22.1 | 9,559 | 16.7 | 3,716 | 15.3 | 4,291 | 15.1 |
| JEEP | 9,492 | 17.5 | 10,322 | 18.1 | 5,058 | 20.9 | 9,404 | 33.1 |
| Trail | | | | | | | | |
| Duster | 1,032 | 1.9 | 628 | 1.1 | 228 | 0.9 | 194 | 0.7 |
| Land | | | | | | | | |
| Cruiser | 2,233 | 4.1 | 2,390 | 4.2 | 1,951 | 8.0 | 1,672 | 5.9 |
| Thing | 1,115 | 2.1 | 1,789 | 3.1 | 376 | 1.6 | 565 | 2.0 |
| Total | 54,284 | | 57,131 | | 24,255 | | 28,404 | |

*Percentages may not add to 100% due to round-off error.

2.4 Product Liability Review

A search was made to determine the nature and extent of collision cases involving utility vehicles in litigation. These services were provided by the Professional Research and Development Department of the Association of Trial Lawyers of America (ATLA). This information provided insight into alleged safety and crashworthiness defects and other vehicle problems which resulted in serious and fatal injuries to utility vehicle occupants.

Information was obtained on 111 cases in some stage of litigation reported during the period 1967-1979. These included only cases brought to the attention of ATLA, generally by members, and undoubtedly considerably underrepresent the actual nationwide incidence of lawsuits involving utility vehicles. While JEEP was most frequently listed in cases reported to ATLA, "Jeeps," the Ford Bronco, and the Chevrolet Blazer appeared to have greater involvement than other makes of utility vehicles.

A list of the models involved:

- 7 - 1974 Toyota Land Cruiser (4-1970, 2-1974, 1-1976)
- 1 - 1969 Kaiser
- 3 - AMC DJ-5 "Dispatcher" postal JEEPS
- 1 - 1964 Willys Jeep
- 2 - Military M-151A2 (1974, Year not given)
- 2 - Ford military M-151
- 1 - 1971 Commando
- 5 - Wagoneers (1961, 1965, 1968, 1972, 1974)
- 3 - AMC CJ-7 JEEPS (1976, 1977, 1978)
- 21 - AMC CJ-5 JEEPS (5-1973, 2-1974, 3-1975, 2-1976, 4-1977, 5-year not given)
- 23 - identified only as "jeeps"
- 1 - case involving "1972-1976 Jeep"

- 19 - Ford Bronco (1-1966, 2-1969,1-1970, 1-1971 1-1973, 3-1974, 2-1978, 1-1979, 7-Year not given)
- 12 - Chevrolet Blazer (3-1972, 4-1973, 1-1975, 3-Year not given)
- 6 - International Harvester Travelalls (3-1970, 1-1968, 2-Year not given)
- 3 - GMC Jimmy (1974, 1975, Year not given)

The nature of the alleged defects is of interest as directly pertinent to the findings of this study. Alleged defects or problems which were specified in more than one case are listed in Table 2.4-1.

TABLE 2.4-1

PRIMARY PRODUCT LIABILITY
SAFETY ALLEGATIONS

| Alleged Problem* | Incidence Reported |
|--|--------------------|
| Roll-over | 45 |
| Roll-bar collapse | 16 |
| Steering mechanism, lost control | 16 |
| Fiberglass roof collapse | 11 |
| Brake failure | 8 |
| Fire | 6 |
| Brakes failed when engine quit on hill, roll-over | 4 |
| Unstable, C.G. too high, no roll-bar | 4 |
| Axle, Wheel failure | 4 |
| Transmission defect | 4 |
| Door latch | 3 |
| Seat belt released or failed | 3 |
| Wheel "lock-up" | 3 |
| Starts in gear | 2 |
| Drive shaft defect | 2 |
| Lack of seat belts | 2 |
| Other | 19 |
| TOTAL | 152 |

*Problems listed were alleged in more than one case. Some cases listed more than one item; thus the total number of defects or problems is greater than the number of cases.

By far the most common problem indicated by these data is that of rollover. Roll-bar collapse, and loss of control through an alleged steering mechanism defect were also problems noted. However, rollover takes on added significance when combining the cases including rollover, roll-bar collapse, rollover subsequent to engine/brake failure on hill, no roll-over bar, fiberglass roof collapse, too high C.G., and "unstable." One or more of these are a factor in over half of the cases in litigation. However, rollover also probably occurred in additional cases where other allegations were listed.

Alleged problems with the steering mechanism and loss of control were noted in 16 cases; brake failure in eight cases; axle or wheel failure noted in four cases; transmission defects were noted in four cases; and wheel lock-up noted in three cases. Fire as a result of a crash occurred in six cases reported. In two cases the fuel tank exploded in the collision and in one the fuel cap and filler neck came in contact with the ground in a rollover. In another case the driver was soaked with gasoline subsequent to rollover and fatally burned, and in other cases the fire occurred after the collision and after rollover.

In four crashes it was alleged that the vehicle's engine stalled while going up a steep incline and as a result the power brakes did not function, allowing the vehicle to roll backwards down the hill out of control and rollover.

A defective door latch design was listed in three cases, while a brake failure, starts in gear, driveshaft defect, failure or premature release of seat belt, lack of seat belts, or clutch pressure plate explosion was each listed in two crashes.

Several alleged defects were each listed in only a single case. These included "crashworthiness," rear seat belt inaccessible, door came off frame, front axle, grease on brake shoes, connecting rod, lug nut fell off, vision obscured by side curtain, defective rear view mirror placement on windshield, front universal joint. Obviously some of these allegations overlapped other categories. One additional alleged defect is one of human factors design. It was alleged that since the only way to put on the back-up lights was with the transmission in reverse and engine running, that when the driver put the parking brake on (with the

engine running and transmission in reverse) the vehicle (a 1972 AMC JEEP Wagoneer) began to roll backward toward the driver, who was half out of the vehicle. When the driver attempted to step on the brake pedal he stepped on the accelerator pedal "only two inches away." The defendant alleged that the cause was the driver's position and that he had boots on. (Ed. note: The engine does not have to be running, only the ignition "on." However, we wonder how many operators are aware of this. Similarly, it is doubtful that the parking brakes alone are sufficient to prevent the vehicle from moving backwards when the engine is running and the transmission is in reverse.)

Probably the most publicized case was a recent one involving an AMC CJ-7 JEEP, which rolled front-over-back down a steep 30 degree motorcourse slope, which resulted in the jury finding for the plaintiff with a \$2.2 million verdict. In this crash it was alleged that the factory-installed roll-bar was ineffective, that the manufacturer had failed to test the support system, and that the manufacturer had advertised through television commercials which showed CJ JEEPS speeding and becoming airborne in rough terrain. The manufacturer contended that the roll-bar was intended to protect in a side rollover, not end-to-end vault. TV advertising which claimed "suitable for off-road climbing" was also alleged in another case involving a 1974 CJ-5 JEEP which lost traction and rolled sideways down a hill. In this case, although the rear seat passenger was belted, it was alleged the roll-bar did not provide protection to the rear-seat occupant. The manufacturer has subsequently changed this television advertising strategy (personal communication, 1979).

Collapse of roll-bars, and by inference, defective design, has been a frequent allegation in these cases. Most of these appear to involve original equipment as manufactured. In one case where a JEEP rolled over on a steep grade and the roll-bar collapsed, it was alleged that failure was due to defective design in using spot welds to attach to the wheel wells. "Collapse," "did not maintain height," "inadequate for lateral loads," "defective design" were common allegations. In one AMC CJ-5 JEEP crash, the plaintiffs alleged that the roll-bar collapsed forward in the roll-over (resulting in the bar striking the neck of the

front-seat occupants, causing paraplegia), due to defective design in that the roll-bar was attached to sheet metal rather than to the frame.

In one case involving passenger ejection from a Ford military Jeep struck from behind, it was alleged that the manufacturer was liable for failing to provide seat belts or a roll-bar. However, the court apparently held that the manufacturer who made the vehicle in compliance with government specifications, which did not call for seat belts or a roll-bar, cannot be held liable.

An additional alleged defect that has been brought to our attention and warrants further concern occurred separately in at least nine vehicles involved in crashes in the states of Washington, Oregon, and West Virginia. These were related to pre-1974 (Saginaw steering gear equipped) Bronco, JEEP, and Scout vehicles. In these cases loss of control occurred when the two bolts attaching the steering column to the bottom of the instrument panel loosened up sufficiently to allow the shaft to back off about 1/4 inch (Southerland, 1979).

It must be emphasized that inclusion of these lawsuit-reported allegations are intended only to indicate the nature and general incidence of safety related problems which have come to light through this source. This information appears to reinforce observations of this study in many respects, but cannot be treated as more than indicative, since no attempt was made to determine the full extent and details of such civil suits. Nevertheless, as these cases indicate, there appear to be some significant occupant protection problems in crashes of utility vehicles, particularly when rollover occurs.

2.5 Federal Standards

The Federal Motor Vehicle Safety Standards (FMVSS) for motor vehicles and equipment were established under section 103 of the National Traffic and Motor Vehicle Safety Act of 1966 (80 Stat. 718) (33FR19703, Dec. 25, 1968). Redesignated as 35FR5118, Mar. 26, 1970, and currently identified under 49CFR Part 571, these standards were reviewed to assess both the current and pending application to utility vehicles. Utility vehicles represent a sub-class of the general grouping of vehicles designated as "multi-purpose," and in this section

the term "multipurpose" should be understood to encompass "utility vehicles." Under 571.3, a "multipurpose passenger vehicle" is defined as "a motor vehicle with motive power, except a trailer, designed to carry 10 persons or less which is constructed either on a truck chassis or with special features for occasional off-road operation" (CFR 571.3, p. 689). It includes the type of vehicles in this study as well as forward control vehicles⁹, vans, step-vans, and carryalls.

The results of this review are tabulated in Table 2.5-1. Of the 20 standards in effect (FMVSS201 through 219), only half currently apply to multipurpose vehicles, but in several of these safety standards, there are differences in requirements between passenger cars and multipurpose vehicles. In three other standards, application to multipurpose vehicles is pending.

The current safety standards only apply to multipurpose vehicles in their entirety in six areas, FMVSS 205 (glazing materials), 207 (seating systems), 209 (seat belt assemblies), 210 (seat belt assembly anchorages), 211 (wheel nuts, discs, hub caps), and 213 (child seating systems). Seat requirements are provided in 207, notably a 20g rearward and forward test requirement. While Standard 209, seat belt assemblies, specified belt requirements, the type of restraint system is specified in Standard 208. Standard 213 (child seating systems) actually related to an accessory item which may not even be supplied by an automotive manufacturer, and really can't be considered as a part of the vehicle as manufactured.

Standard 206 specifies requirements for side door locks and retention components including latches and hinges, to minimize the possibility of occupants being ejected in a crash. While this standard applies to multipurpose vehicles, in fact it does not apply if the manufacturer chooses a different door design. Thus "components on folding doors, roll-up doors and doors that are designed to be easily attached to or removed from motor vehicles manufactured for operation

⁹A "forward control" vehicle means configuration in which more than half of the engine length is rearward of the foremost point of the windshield base and the steering wheel hub is in the forward quarter of the vehicle length (CFR571.3, p. 688).

TABLE 2.5-1

SUMMARY OF APPLICABILITY OF CURRENT AND PENDING
FEDERAL MOTOR VEHICLE SAFETY STANDARDS TO
MULTIPURPOSE VEHICLES

| FMVSS* | Standard | Application | |
|--------|--|-------------|---------|
| | | Current | Pending |
| 201 | Occupant Protection in Interior Impact | No | Yes(6) |
| 202 | Head Restraints | No | No |
| 203 | Driver Impact Protection from Steering Wheel | No | Yes(6) |
| 204 | Steering Control Rearward Displacement | No | Yes(6) |
| 205 | Glazing Materials | Yes | No |
| 206 | Door Locks, Retention Components | Maybe(2) | No |
| 207 | Seating Systems | Yes | No |
| 208 | Occupant Crash Protection | Maybe(3) | No |
| 209 | Seat Belt Assemblies | Yes | No |
| 210 | Seat Belt Assembly Anchorages | Yes | No |
| 211 | Wheel Nuts, Discs, Hub Caps | Yes | No |
| 212-76 | Windshield Mounting | Maybe(4) | No |
| 213 | Child Seating Systems | Yes | No(7) |
| 214 | Side Door Strength | No | No |
| 215 | Exterior Protection | No | No |
| 216 | Roof Crush Resistance | No | No |
| 217 | Bus Window Retention/Release | No | No |
| 218 | Motorcycle Helmets(1) | No | No(7) |
| 219 | Windshield Zone Intrusion | Maybe(5) | No |
| 219-75 | Windshield Zone Intrusion | Maybe(5) | No |

*49 CFR Part 571

- (1) Motorcycles and other motor vehicle
- (2) Excludes from requirements "components on folding doors, roll-up doors and doors that are designed to be easily attached to or removed from motor vehicles manufactured for operation without doors need not conform to this standard" (571.206.5.4).
- (3) Contains some differences in requirements between passenger and multipurpose vehicles (i.e. type 2 (upper torso) restraints not required for utility vehicles).
- (4) Excludes from requirements "open body vehicles with fold-down or removable windshields" (e.g. utility vehicles such as JEEP, Land Cruiser), as well as forward control vehicles. "Open body type vehicle" means a vehicle having no occupant compartment top

- or an occupant compartment top that can be installed or removed by the user at his convenience" (CFR571.3, p. 689).
- (5) Does not apply to forward control vehicles, walk-in van-type vehicles, or to open-body-type vehicles with fold-down or removable windshields.
 - (6) Proposed effective date 1 Sept., 1980 [FR43(218):52264 Nov.9,1978]. Extended to 1 September, 1981 (Final Rule, 49CFR Docket no. 78-16; Notice 2. FR 44(231):68470 29 November, 1979).
 - (7) Actually refers to accessory item not a part of vehicle as manufactured.
-

without doors need not conform to this standard" (571.206.5.4). Soft top vehicles such as the AMC JEEP are thus technically excluded from requirements of FMVSS 206, and do not provide the occupant with the same level of protection "to minimize the likelihood of occupants being thrown from the vehicle as a result of impact" (571.206.5.1).

On June 2, 1977, the NHTSA exempted indefinitely the manufacturers of light trucks, vans, and multipurpose vehicles from the passive restraint requirements of Standard 208. For multipurpose vehicles and trucks under 10,000 lbs. GVWR¹⁰ manufactured after January 1, 1976, Standard 208 currently allows the manufacturer an exemption from the passenger car requirements for forward control vehicles, convertibles, open-body type vehicles (and others), allowing either a type 1 (lap belt only) or type 2 (lap and shoulder belt) restraint installation at each designated seating position. Thus, for most utility vehicles, an upper torso restraint is not required (S4.2.2 and S4.2.1.2(a)). In its Five-Year Plan (NHTSA, 1978) the NHTSA plans to study the feasibility of equipping light trucks and vans with passive restraints.

Standard 212, windshield mounting, did not apply to multipurpose passenger vehicles until revised standard 212-76 became effective September 1, 1978. However, the latter standard still does not apply to "forward control vehicles, walk-in van vehicles, or to open-body type vehicles with fold-down or removable windshields." So in effect utility vehicles such as the JEEP and Land Cruiser are excluded from the requirements of FMVSS 212-76.

FMVSS 201, Occupant Protection in Interior Impact, does not presently apply to multipurpose vehicles. The stated purpose of this

¹⁰ GVWR - Gross Vehicle Weight Rating.

standard is to reduce occupant injuries and fatalities by requiring that instrument panels, seat backs, sun visors, and arm rests be designed to reduce injuries to impacting occupants through the use of energy absorbing material. The instrument panel and seat back performance is determined by impact with a head form at a velocity of 15 mph. The head form deceleration cannot exceed 80g's for more than 3 milliseconds.

Responding to results of accident research, and in part, to petitions filed by the Insurance Institute for Highway Safety, the NHTSA has proposed (FR43(218) 52264. November 9, 1978) that this standard (201) as well as standards 203 and 204 be extended to multipurpose vehicles, effective September 1, 1980.

NHTSA has also proposed that two additional standards, No. 203 and No. 204, would be extended to apply to multipurpose vehicles. Safety standard 203 (impact protection for the driver from the steering control system) is intended to limit the amount of force that can be exerted on the driver by the steering assembly in a frontal crash. It specifies a performance requirement that when the steering assembly is impacted in the laboratory at a speed of 15 mph by a body block ("black tuffy" torso and head), the force imposed by the body block on the steering control system shall not exceed 2,500 pounds.

FMVSS 204 (steering control rearward displacement) limits the rearward movement of the steering assembly. In a 30 mph frontal barrier crash, dynamic rearward displacement of a vehicle's steering assembly is prohibited for more than five inches. Currently, neither standard applies to utility vehicles.

Currently there is neither a safety standard requirement, nor one proposed by NHTSA to be applicable to utility vehicles in the five areas of: FMVSS 202 (Head Restraints), 214 (Side door strength), 215 (Exterior protection), 216 (Roof crush resistance), and 218 (Helmets). A sixth area, FMVSS 217 (Bus window retention/release) does not apply to utility vehicles.

The purpose of FMVSS 202 is to limit rearward angular displacement of the occupant's head relative to his torso line by use of a head restraint at each outboard front seat. Requirements are that it must

limit rearward angular displacement of the head reference line to 45° from the torso reference line during a forward acceleration of at least 8g on the seat supporting structure. Standard 214 specifies side door strength requirements to minimize the hazard of intrusion during a side impact. Exterior protection as specified in 215, relative to low-speed collision, involved front and rear impacts.

At this time the NHTSA is planning exploratory rulemaking related to consolidation of static test requirement standards for steering columns, instrument panels, side doors, roofs, door latches, and hinges into dynamic performance standards (NTSB, 1979). To support this activity, in April 1978, accident data collection began on light trucks, vans, and multipurpose vehicles under the National Crash Severity Study (NCSS), and in January 1979, data collection was also initiated under the National Accident Sampling System (NASS). No additional safety requirements for multipurpose vehicles seem likely for the immediate future, however, since it will take some time for the results of these studies to be analyzed and incorporated into the proposed rulemaking process.

The Subaru, and 1980 AMC Eagle (marketed as a 4WD passenger car in two- and four-door versions, and in a four-door wagon), are classified as multi-purpose vehicles. As indicated in the foregoing discussion, multi-purpose vehicles are presently excluded from the requirements of many of the federal standards. Nevertheless, upper torso restraints are provided in the two outboard front seat positions of both the Subaru and Eagle as standard equipment.

In a previous study of light truck and van crashes, Sherman and Huelke (1978) related accident experience to the federal safety standards and recommended appraisal of the entire 200-series standards. They concluded that a roof-crush standard (FMVSS 216) is meaningful only if the occupants are restrained in their seated position, and that lap-shoulder belts (FMVSS 208) should be installed in regard to proposed FMVSS 201 (for light trucks and vans). They cautioned that the lower and the mid portion of the instrument panel is not presently covered in passenger car requirements and yet these portions have been found to

produce severe and fatal thoracic and abdominal injuries in unrestrained passengers in collisions.

In a recent evaluation of the crashworthiness of multipurpose vans, involving investigation of 18 accidents, the National Transportation Safety Board found that existing safety standards 201, 202, 203, 204, 212, 214, 215 and 216 do not apply (NTSB, 1979). They summed up NHTSA's 5-year plan by noting the General Accounting office report ("Unwarranted Delays by the Department of Transportation to Improve Light Truck Safety") of July 1978, concluded: "The Agency (NHTSA), however, has previously developed plans and promised to extend many of the same standards to light trucks: Most of the standards discussed in Chapter 4 were, at one time or another, planned for extension to light trucks. Even though many were incorporated into notices of proposed rulemaking, light trucks still remain exempt from safety features which have been on passenger cars for more than ten years. Although the Administrator has informed the Congress that improving the safety of these vehicles is one of the agency's top priorities we see little actual movement in that direction" (GAO, 6 July 1978).

In summary, of the 20 Federal Motor Vehicle Safety Standards in effect, only six apply to multipurpose vehicles in their entirety (FMVSS205, glazing materials; 207, seating systems; 209, seat belt assemblies; 210, seat belt assembly anchorages; 211, wheel nuts, discs, hub caps; and 213, child seating systems). In one standard there are differences in requirements between passenger cars and multipurpose vehicles (FMVSS 208, occupant crash protection). In other standards the requirements do not apply to open-body-type vehicles with fold-down or removable windshields, such as the JEEP or Land Cruiser (FMVSS 212-76, windshield mounting; and 219-75, windshield zone intrusion). Application to multipurpose vehicles is proposed effective 1 September 1980 in three other standards (FMVSS 201, occupant protection; 203 driver steering wheel protection; and 204, steering control rearward displacement), but is not yet required. At this time nine safety standards required for passenger cars are not required in multipurpose vehicles. It is clear that multipurpose vehicles currently, and for the near future at least, are not required by federal safety standards to

offer the occupant the same degree of crash protection as is required for passenger cars.

2.6 Literature Review

A comprehensive search and review of the literature pertaining to utility vehicles in the area of safety performance and crash involvement was undertaken. It was found that no comprehensive body of literature exists on utility vehicles and safety. Most references to utility vehicles were scattered across a diverse selection of popular magazines many of which are transient in nature. Among publications reviewed were: sources for current publications (reference guides); periodicals; year books; purchasing guides; etc., as related to utility vehicles. Often, however these sources are not catalogued by libraries because of their limited longevity and limited appeal.

Most useful of the library resources was the Consumers Index, which regularly scans the popular literature for consumer-oriented articles. However, several of the publications which were listed as containing articles of interest were not available from any of the libraries and also not available from the publisher.

The literature on utility vehicles can be classified under three major subjects: road tests, driving impressions, and descriptions of journeys or trips. Most of the articles which focused on the trip rather than the vehicle (or vehicles) have not been included in the study bibliography. Appendix B contains complete citations of sources used for this study and numerous articles are listed in this review. Not listed, but also reviewed, were brochures obtained from car and truck dealerships (most 1978 and 1979 utility models are covered), sales and production statistics from several Ward's Yearbooks, parts catalogues, and miscellaneous articles.

Very little space in articles about sports-utility vehicles is allocated to safety. When safety is mentioned the discussion is usually concluded in one or two sentences. The one exception is Consumer Reports, in which safety was emphasized in an evaluation of five sports-utility vehicles (1972). Roll-bars are often recommended if the stability of a vehicle is mentioned.

Acceleration on the road and traction off the road are emphasized in the reports of most road tests. Very few negative aspects of sports-utility vehicles appear in the literature. Again, the exception is Consumer Reports, which gave all the sports-utility vehicles tested low marks for handling, braking, and stability (1972).

The popular literature follows a similar format whether reporting on a new vehicle's introduction or comparing several vehicles. Articles introducing a new vehicle usually compare its cosmetic differences with the previous vehicles, and the "tests" used to evaluate the vehicle are seat-of-the-pants impressions based on driving a single vehicle. The impression is given that the article is written in praise of the vehicle from a sales point of view. The formula for the article is basically the same from article to article, regardless of the vehicle being tested.

Articles comparing vehicles do provide some information useful for making a purchase decision. However, the test data offered are incomplete and their validity and reliability are questionable. Vehicle-to-vehicle comparisons are inexact unless the vehicles are identically equipped. Differences in suspension, engines, etc., can alter the safety performance of a vehicle, thus negating any valid comparison. The tests and measurements employed are often no more than observations and opinions regarding acceleration, cornering, comfort, etc.

Certain safety-related data on braking and steering (handling) are obtained by simple tests, but more critical parameters, such as C.G. height, stability, stopping ability, and traction, are not measured. Even the basic tests are performed on only one "typical" vehicle and do not cover the range of options available and in frequent use. Also lacking is any kind of safety assessment of the vehicle interior and exterior.

Thus in the predominant popular literature there is a lack of safety-related information upon which a prospective purchaser may adequately assess the safety performance of a vehicle.

The recency of the boom in sports-utility vehicles is under-scored by the fact that Ward's Automotive Yearbook did not provide sales or production figures for these vehicles until 1975. Ward's placed the 1977 U.S. sales at 287,212 units for sports-utility vehicles (Jeep, Blazer, Scout, Bronco, Jimmy, Ramcharger, Land Cruiser, and Trail Duster). That figure amounts to about 2.6 percent of new car sales in 1977.

3. DATA SOURCES

3.1 Introduction

The data sources were organized into Primary and Secondary sources. The data sources labeled primary were those data files descriptive of accident involvement and vehicular registration. The secondary data sources were those used in a corollary or supportive role in the analysis.

The breadth of sources used in this study permits one to independently study several data sources and compare conclusions drawn from each. If conclusions from several independent sources are similar, the overall conclusions of the study are enhanced.

Table 3.1-1 lists each of the data sources and shows its particular role in the analysis. Following the table is a brief description of each of the data sources.

3.2 Primary Data Sources

Three types of data were obtained which describe the experience of the population of interest: mass accident data; clinical accident data; and vehicle registration data.

3.2.1 Mass Accident Data

The mass data are comprised of many individual reports of accidents or registration within a particular geographic area. Such large data sets are useful since they report the experience of the population at large and are capable of indicating trends in the population. The mass data used in this study consisted of accident report data from several states, the U.S. as a whole, and from specialized large scale data files.

These data were obtained either as computerized representation of accident reports or as actual copies (with photographs) of accident reports. The mass data also included computerized records of motor vehicle registrations from several states and the U.S. as a whole.

TABLE 3.1-1

DATA SOURCES

| Source | Type of Data | Described in Section | Original Data |
|--------------|--------------------|----------------------|--|
| 1. Primary | Mass Accident Data | 3.2.1 | State Statistical Files Arizona Maryland Michigan New Mexico New York North Carolina Texas Washington CPIR FARS R.L. Polk and Company U.S. Summary Michigan Washington Texas N. Carolina Accident Photograph Analysis |
| | Clinical Data | 3.2.2 | Fatal Accident Case Review Michigan Colorado New York Arizona |
| | Population Data | 3.2.3 | |
| 2. Secondary | Literature | 3.3.1 | Popular Historical Scientific Regulatory |
| | Special Studies | 3.3.2 | Product Liability Physical Measurement |

State Statistical Files containing computerized reports of accidents were obtained from the states indicated in Table 3.2-1. Also shown are the total number of cases (accidents) represented in the files. From these files, samples of vehicle crashes of interest were formed for the purposes of analysis. Because some of the files used are based on a sample of total accidents, sampling error is present. (See Appendix E for a table showing approximate sampling errors.)

TABLE 3.2-1

STATE MASS ACCIDENT DATA FILES
OBTAINED FOR ANALYSIS:
VEHICLE CRASHES
1975-1978

| State | Number of Cases per Year | | | |
|-------------|--------------------------|---------|---------|---------|
| | 1975 | 1976 | 1977 | 1978 |
| Michigan*5% | NA** | 31,504 | 32,133 | NA |
| Arizona* | NA | 68,781 | 75,769 | 87,725 |
| Washington | NA | 218,893 | NA | NA |
| Texas*5% | NA | 40,712 | 42,750 | NA |
| Texas Fatal | NA | NA | 5,309 | NA |
| N. Carolina | 129,013 | 139,179 | 145,787 | 156,418 |
| Maryland | 152,187 | 156,632 | 163,696 | NA |

*A 5% sample of all accidents in the state.

**Data not obtained or used.

***Number of Accidents.

State statistical data for the states of New York, New Mexico, and Arizona, while obtained, were not used, due to technical problems in file construction or vehicle identification. The coding used by the State of New York, for example, does not allow adequate identification of utility vehicles. Arizona lumps utility vehicles into a "recreational vehicle" category, also without specific model identification.

The data in these files originate when the local police officer investigates a collision and completes an official state accident report

form. These reports are collected at the state level and transcribed into computer readable form by extracting all the data descriptive of the accident, involved vehicles and driver, etc. and constructing it into a data file. Once completed for a particular year, these data sets are available for analysis. Certain of the data sets reside at HSRI and others were obtained specially to supplement HSRI's data base.

The CPIR data file contains motor vehicle crash data recorded on the "Annotated Collision Performance and Injury Report, Revision 3" which have been edited and computerized by the Highway Safety Research Institute at The University of Michigan. These crash reports are the result of in-depth investigations by Multidisciplinary Accident Investigation Teams sponsored by the Canadian Ministry of Transport, the Motor Vehicle Manufacturers Association, or the National Highway Traffic Safety Administration.

It is important to note that the CPIR data sets do not contain a cross-section of typical accidents, but are a non-random compilation of individual clinical studies of special interest accidents by more than thirty teams using independent accident selection and investigation methods.

A case was initially included in the CPIR file because it met the criteria of the submitting agency. To some extent, these data are biased toward more severe injury cases. The majority of the cases submitted were passenger vehicles but a few light trucks, utility vehicles, etc., were included.

Ninety-three cases were identified as utility vehicles in this file. These cases were sub-set into a separate data file and the original case documentation was retrieved. Since the original data form was passenger car oriented, several variables of interest were not coded. To overcome this deficiency, the documentation was reviewed and supplemental data were added to the file concerning cab enclosure type, roll protection, vehicle modification, etc. The information to complete these data elements came from reviewing the narrative and supplemental photographs for each case and recording the data on a form identical to that shown in figure 4.4.2-22, Section 4.4.2. The vehicle selection was also reviewed for inclusion of the correct vehicles. These data were

appended to the file, computerized and added to the utility vehicle file.

This CPIR file was initially chosen because of its extensive coding of injury to occupants and damage to the vehicle.

The Fatal Accident Reporting System (FARS) is a file of fatal motor vehicle accidents which is maintained by the National Center for Statistics and Analysis of the National Highway Traffic Safety Administration. The data are furnished in a standardized form by specially designated persons in each state, and the computer files were subsequently built under NHTSA's direction. The earliest years did not have participation of all of the states, but since 1976 this file has been a relatively complete record of virtually all U.S. fatal accidents. Quality of the data has continually improved.

The attractiveness of using the FARS data, from a research point of view, lies in the fact that they represent a census of the nation's fatal accidents. When a question arises about the limited population of fatal traffic accidents, an unequivocal answer is available from this source. The latest years' files have a relatively low missing data rate, and for many variables there is a basis for analysis of significant depth.

The 1977 FARS data file contains approximately 42,700 fatal accident reports and the 1978 file contains approximately 44,400 reports.

Accident Photographic Analysis of selected cases was undertaken. At many of the serious injury and most of the fatal accidents, photographs are taken of the accident scene and involved vehicles by police. Additional detail concerning the crash is also recorded. Much useful information can be obtained concerning these crashes through a review of this additional documentation--thus data not available through the computerized data system were added to the study's data base.

In the states of Arizona, Michigan, and Colorado, the collisions involving a fatality in a utility vehicle were designated for further study through viewing and interpretation of the written and pictorial documentation developed as a part of the crash investigation process.

Through the FARS and state collision data files, those cases involving a fatality in a utility vehicle were identified.

The appropriate state official was contacted and asked to furnish a copy of the collision report to us. Upon receipt of these reports they were scanned to verify the utility vehicle type and fatality. A request was then made to the investigating police jurisdiction for copies of any photographs taken at the scene.

For Arizona, 22 utility vehicle fatal cases were identified from the 1977 FARS data file. Copies of the accident reports and photographs were requested and received for this set. Each case was reviewed and additional data were recorded for them onto a data form similar to that used for the CPIR data. These data were then prepared for computerized analysis.

Similar procedures were used for Colorado and Michigan. In Colorado, 54 fatal cases were identified from the 1977 FARS data. Of these cases, 46 were coded as usable, with pictures accompanying 37 cases. Eight cases were not usable for the purpose of this report since they included pedestrian or bicycle fatalities with no damage to the utility vehicle, or included other types of vehicles improperly coded on the accident report.

In Michigan, 41 cases were identified for the years 1976 and 1977. In all, 36 cases were coded, with pictures available for 27. Five cases were excluded because the utility vehicle was not actively involved in the crash (i.e.: parked vehicle or vehicle-pedestrian collision, etc.).

3.2.2 Clinical Data

Data on selected accidents were obtained from several states such that a detailed review of individual cases could be undertaken.

The Fatal Accident Case Review data consisted of the collection and examination of all fatal accident reports in the states of Arizona and New Mexico for the years 1978 in Arizona and 1977-78 for New Mexico which involved a utility vehicle.

Obtained were a copy of the accident report and a representative photograph of the involved utility vehicle. These data, once received, were cataloged and summarized to provide a set of documents for review.

3.2.3 Population Data

The R. L. Polk & Company motor vehicle registration data base was used in this study to provide a count of total vehicles in use. Such information is necessary in providing data on vehicle exposure and population.

The R. L. Polk company compiles motor vehicle registration data from all states except Oklahoma on all classes of motor vehicles registered in the United States. These data are obtained from the states' motor vehicle registration activities. The data, for our purposes, consist of a compilation and decoding of the VIN (Vehicle Identification Number) for selected vehicle makes and models.

The VIN contains data elements that provide a basic description of a vehicle. Most important for our purposes are the make, model, and model year of the vehicle. Other data encoded but not used here include GVWR (Gross Vehicle Weight Rating), vehicle fuel type, and engine type and size.

These data files are organized into several categories based on basic vehicle type: domestic passenger cars, imported passenger cars, light trucks, heavy trucks, etc. Information was extracted from the file containing light truck data. Separated from the pick-up trucks, vans, and other light trucks in the file was the classification for utility vehicles. Registration counts for these vehicles were available for the period 1965-1977.

For the sub-class of utility vehicle, three separate geographic descriptions were available. First, a summary of the registrations for all utility vehicles was analyzed. This file, titled the National Vehicle Population Profile, contained summary data for all utility vehicles in the U.S. Second, data were obtained for the eight study states: Arizona, Maryland, Michigan, New Mexico, New York, North Carolina, Texas, Washington. This registration data provided estimates

of the at-risk population. Third, utility vehicle registration data by county were obtained for the two states of Michigan and Washington.

3.3 Secondary Data Sources

In an attempt to provide supportive or corollary data, several additional data sources were examined. These included the literature, product liability litigation and physical measurement of the vehicles.

3.3.1 Literature Survey

A Literature Survey was undertaken to review the existing literature concerning utility vehicles. Since this project was intended as a general survey of the utility vehicle and its problems, all sources of potential literature were surveyed. These sources included: the popular literature (magazine and other periodical sources including catalogs, special interest group (club) publications, etc.); historical and military literature concerning the origin and development of the vehicle; scientific literature including studies of the accident experience of the vehicle, manufacturer and user testing, medical literature on injury causation, and manufacturer product development; regulatory literature concerning the applicability of governmental regulation to the manufacture (and use) of these vehicles not only in terms of safety, but in other areas such as fuel economy and emission.

The results of this literature survey can be found in Appendix B.

3.3.2 Special Studies

Two special studies were undertaken to provide additional support to the data analysis activities.

Product Liability data are generated whenever a legal proceeding is initiated against a manufacturer alleging a defect in design of the vehicle.

These data were provided by the Professional Research and Development Division of the Association of Trial Lawyers of America (ATLA). They compile data on completed litigation and litigation in

progress. The data file is continually updated as new and pending cases are concluded.

The vehicle itself is also a source of corollary data in that a Physical Measurement of the selected vehicle parameters can yield useful data on the stability of the vehicle. Several representative vehicles were measured for height and center of gravity and track width for the purpose of comparison to other non-utility vehicles.

3.4 Data Editing

In each of the mass data files, the on-/off-road vehicle sub-classification (or its equivalent) was sub-set into special files for analysis. The list of vehicles in each sub-set was manually edited to delete vehicles which did not fit our definition or whose make-model identification could not be verified. Thus, the resulting vehicle composition of each file more closely matched our study definition (see Table 2.2-1). In FARS, for example, approximately 40 percent of the original vehicles were discarded as either not included in our population definition or as unidentifiable in sufficient detail (through the VIN) to permit make-model verification. Thus, undoubtedly, some utility vehicles were excluded. The resulting special FARS utility vehicle file for 1977 contained 486 verified cases.

Similar steps were taken with the data used in the photographic and clinical data analysis to assure as pure a data set as possible.

4. FINDINGS

This chapter presents the basic results obtained from the crash experience of utility vehicles. Most interpretive comment, opinion, and discussion are confined to subsequent chapters. An attempt was made to ascertain which findings are general in the sense that similar findings are observed in at least two states (or two data files).

4.1 Crash Rates

The frequency of reported utility vehicle crashes compared to total passenger car crashes is shown in Table 4.1-1.

TABLE 4.1-1
UTILITY VEHICLE
CRASHES IN RELATION TO PASSENGER
CAR CRASHES: SELECTED STATES

| State | Number of Utility Vehicle Crashes | Utility Vehicle Crashes as a Percent of Passenger Car Crashes |
|--------------------------------|---|---|
| Maryland* (1975-1977) | 1,336 | 0.3 |
| Michigan (1976-1977) | 6,599 | 0.7 |
| North Carolina* (1975-1978) | 3,691 | 0.6 |
| Texas (1976-1977) | 6,225 | 0.5 |
| Washington (1976) | 1,456 | 0.9 |

*Excludes crashes with pedestrians, pedacyclists, motorcycles, and trains in this and in subsequent tables.

Utility vehicle crashes range from a low of 0.3 percent of total passenger car crashes in Maryland to a high of .9 percent in Washington. These percentages are all below the figure suggested by the registration data, as is shown in Table 4.1-2.

TABLE 4.1-2

UTILITY VEHICLE CRASHES
AND REGISTRATIONS IN RELATION TO
PASSENGER CAR CRASHES AND REGISTRATIONS:
SELECTED STATES

| State | Utility Vehicle Crashes as a Percentage of Passenger Car Crashes % | Utility Vehicle Registrations as a Percentage of Passenger Car Registrations % |
|-------------|---|---|
| Maryland | 0.3 | 0.5 |
| Michigan | 0.7 | 1.3 |
| N. Carolina | 0.6 | 0.9 |
| Texas | 0.5 | 0.8 |
| Washington | 0.9 | 1.1 |

Using vehicle registrations as the standard, the data show that utility vehicles are less likely than passenger cars to be involved in a reported crash.

The opposite finding is observed, however, when only fatal crashes are considered. These data are summarized in Table 4.1-3.

TABLE 4.1-3

FATAL CRASHES AND TOTAL REGISTRATIONS:
UTILITY VEHICLES AND PASSENGER CARS
(ALL STATES, 1977)

| Vehicle Type | Crashes % | Registrations % |
|------------------|--------------|--------------------|
| Utility Vehicles | 1.36 | 0.98 |
| Passenger cars | 98.64 | 99.02 |
| Total | 100.00 | 100.00 |
| Number | 35,790 | 115,238,923 |

Compared to the number of vehicles registered, utility vehicles are found to be over-involved in fatal crashes. Rates of involvement in fatal crashes per 100,000 vehicles registered are 43.2 for utility vehicles and 30.9 for passenger cars. The difference is that utility vehicles are involved in fatal crashes almost 40 percent more often than passenger cars.

Additionally, as is shown in section 4.2 (Table 4.2.1-3), the proportion of 1977 fatal crashes in which at least one occupant was killed is higher for utility vehicles than passenger cars. At least one occupant was killed in a utility vehicle in 31.8 fatal crashes per 100,000 registered utility vehicles. The corresponding rate for passenger cars is 18.5. These figures present a rate for utility vehicles that is 71.9 percent higher than the rate for passenger cars.

In summary the findings indicate that utility vehicles are less likely than passenger cars to be involved in a crash, but when a crash occurs, it is almost 40 percent more likely than a passenger car to involve a fatality.

4.2 Occupant Injury and Death Rates

The discussion in this section is focused on the likelihood of serious injury and death as a consequence of the crash. Traffic death rates and disabling injury rates in utility vehicles are compared to those in cars.

4.2.1 Death Rates

The likelihood of death as a consequence of a crash is higher in utility vehicles than in passenger cars as is shown in Table 4.2.1-1.

The total number of people killed per 1,000 crashes is about twice as high in utility vehicles as in passenger cars. It is unlikely that vehicle occupancy rates account for much, if any, of the rate differences between utility vehicles and passenger cars. Michigan data for 1977 show that the vehicle occupancy rate is 1.57 for utility vehicles and 1.60 for passenger cars. The corresponding figures for the

TABLE 4.2.1-1

TRAFFIC DEATH RATES (NUMBER KILLED PER
THOUSAND CRASHES):SELECTED STATES

| | Michigan | Washington | Texas |
|-------------------|----------|------------|---------|
| All Occupants | | | |
| Utility Vehicles | 4.7 | 6.9 | 6.3 |
| Passenger cars | 2.2 | 3.0 | 3.3 |
| Drivers | | | |
| Utility Vehicles | 2.0 | 3.4 | 3.6 |
| Passenger cars | 1.5 | 2.0 | 2.1 |
| Number of Crashes | | | |
| Utility Vehicles | 6,599 | 1,456 | 3,649 |
| Passenger cars | 24,912* | 153,331 | 31,697* |

*5% sample

State of Washington in 1976 are 1.27 and 1.21. The general pattern of driver death rates follows closely that observed for total occupants.

Obviously, not all automobiles are equally safe. In Michigan, the 1977 traffic death rate for full-size passenger cars was 2.0 persons killed per 1,000 crashes. The corresponding figure for compacts and intermediates is 2.5.

Utility vehicle crashes, compared with passenger car crashes, are more likely to occur in rural than in urban areas. It is also true that the likelihood of death or serious injury is greater in rural crashes than in urban crashes. Traffic death rates per 1,000 vehicle crashes in urban and rural areas are shown in Table 4.2.1-2.

Three major conclusions can be drawn from this table: (1) traffic death rates in rural crashes are considerably higher than are those for urban crashes, (2) regardless of the type of area, total traffic death rates in utility vehicles are higher than are the rates in passenger

TABLE 4.2.1-2

TRAFFIC DEATH RATES (NUMBER KILLED
PER THOUSAND VEHICLE CRASHES):
SELECTED STATES

| | Utility Vehicles | | Passenger Cars | |
|---------------|------------------|-------|----------------|-------|
| | Rural | Urban | Rural | Urban |
| All Occupants | | | | |
| Michigan* | 7.9 | 1.5 | 4.2 | 1.4 |
| Texas | 27.8 | 2.3 | 18.7 | 1.8 |
| Washington | 14.1 | 3.1 | 12.9 | 1.1 |
| Drivers | | | | |
| Michigan* | 3.3 | 0.6 | 3.0 | 0.9 |
| Texas | 17.3 | 1.0 | 11.6 | 1.1 |
| Washington | 8.3 | 1.0 | 8.2 | 0.8 |

*The classification for Michigan is township and city.

cars, and (3) in urban areas differences in driver death rates between utility vehicles and passenger cars are negligible.

For the country as a whole, the probability of being killed in a fatal crash is greater in rural than urban areas, and regardless of area, the probability of being killed is higher in utility vehicles than in passenger cars. These data are shown in Table 4.2.1-3.

At least one person was killed in a utility vehicle in almost three-fourths of all fatal crashes involving a utility vehicle. (The remainder killed were occupants of the other vehicle). The corresponding figure for passenger cars is 60 percent. The highest percentage shown in the table is for utility vehicles in rural areas.

The results shown in Table 4.2.1-4 are: (1) death rates in single-vehicle crashes are higher than for other types of crashes, (2) death rates in single-vehicle crashes are higher in utility vehicles than in

TABLE 4.2.1-3

PERCENT OF FATAL CRASHES IN WHICH
AT LEAST ONE PERSON WAS KILLED
IN THE SPECIFIED VEHICLE
ALL STATES

| | Utility Vehicles % | Passenger Cars % |
|-----------|-----------------------|---------------------|
| Urban | 60 | 50 |
| Rural | 80 | 68 |
| All Areas | 74 | 60 |

TABLE 4.2.1-4

TRAFFIC DEATH RATES (NUMBER OF PERSONS KILLED
PER THOUSAND CRASHES) AND THE PROPORTION OF
SINGLE VEHICLE CRASHES:
SELECTED STATES

| | Michigan | | Washington | |
|--|---------------------|-------------------|---------------------|-------------------|
| | Utility Vehicles | Passenger Cars | Utility Vehicles | Passenger Cars |
| Total Occupants Killed | | | | |
| Single-Vehicle Crashes | 8.3 | 5.4 | 20.3 | 11.4 |
| All Crashes | 4.8 | 2.1 | 6.3 | 3.0 |
| Single-Vehicle Crashes (as a proportion of) | | | | |
| Total Crashes | .33 | .18 | .28 | .12 |
| Number of Crashes* | | | | |
| Total Crashes | 6,492 | 24,343 | 1,435 | 150,020 |

*Excludes crashes involving pedestrians, pedacycles,
motorcycles, and trains.

passenger cars, and (3) utility vehicles are more likely than passenger cars to be involved in single-vehicle crashes.

There is a close relationship between single-vehicle crashes and rural areas. In Michigan, for example, 72 percent of single-vehicle crashes involving a utility vehicle occurred in the townships (largely rural areas).

4.2.2 Serious Injury Rates

The likelihood of serious (disabling) injury¹¹ is greater in utility vehicles than in passenger cars. These data are shown in Table 4.2.2-1.

TABLE 4.2.2-1
NUMBER OF DISABLING INJURIES PER THOUSAND
CRASHES: SELECTED STATES

| | Michigan | Washington |
|------------------|----------|------------|
| All Occupants | | |
| Utility Vehicles | 61.8 | 73.9 |
| Passenger Cars | 32.2 | 34.0 |
| Drivers | | |
| Utility Vehicles | 33.3 | 40.4 |
| Passenger Cars | 17.9 | 21.8 |

Rates of serious injury are higher in utility vehicles than in passenger cars for both total occupants and for drivers.

Regarding disabling injury, some utility vehicle makes appear to be safer than others, as is shown in Table 4.2.2-2.

¹¹ Injuries classified as type A in the police reports.

TABLE 4.2.2-2

NUMBER OF DISABLING INJURIES PER
1,000 UTILITY VEHICLE CRASHES: MICHIGAN, WASHINGTON

| Michigan | | |
|--------------|-------|----------------------|
| Make | Rate | Number of Crashes |
| Blazer | 38.3 | 1305 |
| Scout | 57.9 | 656 |
| Bronco | 62.9 | 843 |
| Jeep | 75.8 | 2983 |
| Washington | | |
| Blazer | 56.0 | 375 |
| Bronco | 72.7 | 275 |
| JEEP | 125.0 | 352 |
| Scout | 48.2 | 249 |
| Land Cruiser | 43.5 | 161 |

The data indicate that the Blazer exhibits the lowest serious injury rate among the makes shown. (Other utility vehicle makes were not included in the tabulation because the number of crashes is so small as to make the stability of the injury rate questionable.) These findings support the proposition that the shorter the wheelbase, the higher the rate of serious injury. Note that these findings reflect experience with the earlier Bronco with a 92-inch wheelbase. The 1978 Bronco has a wheelbase of 104 inches. (See Section 4.5.3 for more details regarding physical factors and vehicle stability).

Rates of serious injury are higher in rural areas than in urban areas. And, the rates are substantially higher in utility vehicles than in passenger cars (see Tables 4.2.2-3 and 4.2.2-4).

In summary, death rates and rates of serious injury are substantially higher in utility vehicles than in passenger cars. In part, these differences are a result of the fact that, compared to passenger cars, proportionately more utility vehicle crashes occur in

TABLE 4.2.2-3

NUMBER OF DISABLING INJURIES
PER 1,000 CRASHES:
SELECTED STATES

| | Utility Vehicles | | Passenger Vehicles | |
|---------------|------------------|-------|--------------------|-------|
| | Rural | Urban | Rural | Urban |
| All Occupants | | | | |
| Michigan | 95.9 | 18.2 | 59.3 | 20.9 |
| Washington | 135.1 | 41.7 | 79.4 | 26.4 |
| Drivers | | | | |
| Michigan | 48.4 | 18.2 | 35.3 | 13.3 |
| New Mexico | 121.8 | 17.4 | N.A. | N.A. |
| Washington | 70.4 | 28.2 | 47.5 | 17.9 |

TABLE 4.2.2-4

PERCENT OF FATAL CRASHES
IN WHICH AT LEAST ONE PERSON
WAS SERIOUSLY INJURED IN THE SPECIFIED VEHICLE:
ALL STATES

| | Utility Vehicles | Passenger Cars |
|-----------|------------------|----------------|
| Urban | 20 | 22 |
| Rural | 32 | 32 |
| All Areas | 29 | 27 |

rural areas and are single-vehicle crashes. The implications of these findings will be discussed fully in Chapter Five.

4.3 Characteristics

This section discusses characteristics of utility vehicle operators, characteristics of the crash location, temporal characteristics of the crashes, and data on the interactions of the driver, crash location, and temporal characteristics as they combine in the production of crashes.

4.3.1 Characteristics of Drivers

Age, sex, occupation, and reported alcohol use characteristics for utility vehicle drivers and drivers of other vehicles were analyzed from selected state accident files.

Women are seldom drivers of crashed utility vehicles. Women drivers are involved in only 16 to 21 percent of utility vehicle crashes, whereas women are the drivers in 31 to 46 percent of passenger car crashes, as is shown in Table 4.3.1-1.

Drivers of utility vehicles involved in a crash are younger, on the average, than the drivers of other vehicles involved in a crash. As shown in Table 4.3.1-2, only about 3 out of 10 crash-involved utility vehicle drivers are aged 35 or older, compared with 4 out of 10 passenger car drivers.

Data on occupation of drivers are available for the State of Washington. Compared with drivers of passenger cars involved in a crash, utility vehicle drivers are more often skilled or semi-skilled workers (18% vs. 13%).

The use of alcohol or other drugs appears to be somewhat more widespread among drivers of utility vehicles than among drivers of other types of vehicles. Data from the Michigan files show that in 15 percent of utility vehicle crashes and in 10 percent of passenger car crashes the police reported that the driver had taken alcohol or other drugs. Data from the Washington accident files show the same percentages, in that 15 percent of the utility vehicle drivers were reported to have been drinking compared to 10 percent of passenger car drivers.

However, caution must be exercised in interpreting the findings on the use of alcohol or other drugs. Chemical tests are administered

TABLE 4.3.1-1

VEHICLE CRASHES ACCORDING
TO SEX OF DRIVER
SELECTED STATES

| Sex of Driver | Utility Vehicles % | All Vehicles % |
|---------------------|--------------------------|----------------------|
| ----- Michigan | | |
| Male | 84 | 69 |
| Female | 16 | 31 |
| Total | 100% | 100% |
| Number of Crashes | 6,599 | 30,880 |
| ----- Texas | | |
| Male | 79 | 54 |
| Female | 21 | 46 |
| Total | 100% | 100% |
| Number of Crashes | 302 | 31,697 |
| ----- Washington | | |
| Male | 83 | 64 |
| Female | 17 | 36 |
| Total | 100% | 100% |
| Number of Crashes | 1,456 | 153,331 |

infrequently. Therefore, these data arise largely from subjective determinations.

The results of these data show that among crashed vehicles, utility vehicle drivers are younger than passenger car drivers. Also, men substantially more often than women are driving when utility vehicles crash.

TABLE 4.3.1-2

VEHICLE CRASHES ACCORDING TO AGE OF DRIVER:
SELECTED STATES

| Age of Driver | Utility Vehicles % | All Vehicles* |
|---------------|-----------------------|---------------|
| Michigan | | |
| Under 20 | 16 | 19 |
| 20-24 | 26 | 18 |
| 25-29 | 20 | 13 |
| 30-34 | 12 | 8 |
| 35 and older | 26 | 42 |
| Total | 100 | 100 |
| Texas | | |
| Under 20 | 16 | 16 |
| 20-24 | 18 | 21 |
| 25-29 | 20 | 14 |
| 30-34 | 14 | 10 |
| 35 and older | 32 | 39 |
| Total | 100 | 100 |
| Washington | | |
| Under 20 | 15 | 19 |
| 20-24 | 20 | 18 |
| 25-29 | 20 | 13 |
| 30-35 | 14 | 8 |
| 35 and older | 31 | 42 |
| Total | 100 | 100 |

*Texas and Washington, limited to passenger cars only.

4.3.2 Crash Locations

To determine the major differences between utility vehicle crashes and passenger car crashes regarding the site of the accident. An analysis of the location of crashes was made.

One finding of major importance in comparisons between utility vehicles and passenger cars is that substantial differences emerge when rural and urban areas are considered separately.

Compared with passenger car crashes, utility vehicle crashes are more likely to occur in the rural parts of the states studied. These data are summarized in Table 4.3.2-1.

Urban-rural differences between utility vehicle and passenger car crashes remain pronounced when attention is focused on fatal crashes. As is shown in Table 4.3.2-2, fatal crashes involving utility vehicles are largely rural crashes.

Why would somewhat more than one-half of the fatal passenger car crashes, and almost three-fourths of the fatal utility vehicle crashes, occur in rural areas? One hypothesis is that the prominence of rural areas in fatal crashes is largely due to average travel speed.

Previous studies have shown that average speed of travel in rural areas exceeds that in urban areas. Data from the FARS, for example, show that in fatal crashes a speed of 50 or more miles per hour is more than twice as common in rural areas compared to urban areas. These data are shown in Table 4.3.2-3.

Additional evidence of the difference in travel speed between urban and rural areas is included in a report prepared by the Federal Highway Administration (U.S. Department of Transportation, Federal Highway Administration, Traffic Speed Trends, 1976). A few statistics from that report are presented in Table 4.3.2-4.

Although the figures are somewhat dated, the rural/urban differences found in travel speed were about 12 mph for primary and secondary roads, and 3 mph for interstates.

Closely related to differences between urban and rural areas are some of the characteristics of the site of the crash. Table 4.3.2-5

TABLE 4.3.2-1

COMPARISON OF UTILITY VEHICLE CRASHES
IN URBAN AND RURAL AREAS:
SELECTED STATES

| State | Utility Vehicles % | Passenger Cars* % |
|-------------------|-----------------------|----------------------|
| Michigan | | |
| Township** | 50 | 30 |
| City | 50 | 69 |
| Total | 100% | 100% |
| Number of Crashes | 6,599 | 30,880 |
| Texas | | |
| Rural | 17 | 9 |
| Urban | 83 | 91 |
| Total | 100% | 100% |
| Number of Crashes | 302 | 31,697 |
| Washington | | |
| Rural | 35 | 16 |
| Urban | 65 | 84 |
| Total | 100% | 100% |
| Number of Crashes | 1,456 | 153,331 |

*Includes all vehicles in Michigan.

**Most townships are in rural areas, but a few townships are in urban areas. Therefore, percentage differences between urban and rural probably are somewhat greater than those shown in the table.

shows the relationship between total crashes and several site characteristics for urban and rural areas.

TABLE 4.3.2-2
DISTRIBUTION OF FATAL CRASHES
ALL STATES, 1977 FARS

| | Utility Vehicle % | Passenger Car % |
|-------------------|----------------------|--------------------|
| Urban | 28 | 44 |
| Rural | 72 | 56 |
| Total | 100% | 100% |
| Number of Crashes | 486 | 35,304 |

TABLE 4.3.2-3
PERCENTAGE DISTRIBUTION
OF FATAL CRASHES ACCORDING
TO TRAVEL SPEED: ALL STATES
1977

| Travel Speed (mph) | Utility Vehicles | | Passenger Cars | |
|-------------------------|------------------|-------|----------------|--------|
| | Urban | Rural | Urban | Rural |
| Under 55 | 25 | 14 | 21 | 17 |
| 55 or over | 9 | 27 | 11 | 26 |
| Not Ascertained | 66 | 59 | 68 | 57 |
| Total Number of Crashes | 348 | 134 | 15,495 | 19,749 |

Each characteristic shown in Table 4.3.2-5 is more prevalent in rural areas than in urban areas. And, compared with passenger crashes, utility vehicle crashes are more likely to occur when the specified road characteristics or conditions are present. The results for Washington are consistent with the findings for Michigan.

TABLE 4.3.2-4
 AVERAGE SPEED (M.P.H.) OF PASSENGER CARS
 1975

| | Urban | Rural |
|----------------------|-------|-------|
| Completed Interstate | 55.2 | 58.0 |
| Primary | 42.9 | 55.1 |
| Secondary | 39.5 | 52.0 |

Table 4.3.2-6 shows the relationship between fatal crashes and several road characteristics for urban and rural areas. For each of the road characteristics, fatal utility vehicle crashes are compared with fatal car crashes.

The overwhelming proportion of fatal crashes occur on roads having only two lanes, and these roads are very common in rural areas. The proportion of fatal crashes on two-lane roads in utility vehicles is only slightly higher than that for passenger cars in both urban and rural areas.

The character of the road at the site of the crash is associated with moderately large differences between utility vehicles and passenger cars with regard to fatal crashes. Fatal utility vehicle crashes are 9 and 12 percentage points higher than the figure for passenger cars at curves or on hills, respectively (Table 4.3.2-6). As would be expected, curves and hilly roads are more often crash sites in rural areas.

Table 4.3.2-6 also shows that fatal utility vehicle crashes are less likely than fatal car crashes to occur at intersections or on the roadway. Crashes on the roadway are even less likely in the rural areas; that is, fatal utility vehicle or passenger car crashes in rural areas are more likely than those in urban areas to involve leaving the roadway. This conclusion must be tempered somewhat because of a reporting problem. Certain crashes which occur off-road are treated as entirely off-road (and may or may not be recorded as traffic related) even though the vehicle started on-road.

TABLE 4.3.2-5

PERCENT OF TOTAL CRASHES
ACCORDING TO DIFFERENT ROAD CHARACTERISTICS:
SELECTED STATES

| Selected Road Characteristics | Township | | City | | Total | |
|-------------------------------|---------------|------------|---------------|------------|---------------|------------|
| | Utility Veh % | All Veh % | Utility Veh % | All Veh % | Utility Veh % | All Veh % |
| | Michigan | | | | | |
| Snow or ice on surface | 41 | 25 | 29 | 17 | 35 | 20 |
| Curve in the road | 11 | 7 | 3 | 3 | 7 | 4 |
| Darkness without streetlights | 35 | 33 | 15 | 15 | 25 | 20 |
| Number of crashes | 3304 | 9510 | 3295 | 21370 | 6599 | 30880 |
| | Rural | | Urban | | Total | |
| | Utility Veh % | Pass Car % | Utility Veh % | Pass Car % | Utility Veh % | Pass Car % |
| | Washington | | | | | |
| Snow or ice on surface | 20 | 11 | 6 | 2 | 10 | 4 |
| Curve in the road | 33 | 24 | 8 | 6 | 16 | 9 |
| Darkness without streetlights | 32 | 27 | 6 | 5 | 15 | 9 |
| Number of crashes | 496 | 24698 | 960 | 128357 | 1456 | 153331 |

TABLE 4.3.2-6

PERCENT OF FATAL CRASHES
ACCORDING TO DIFFERENT ROAD CHARACTERISTICS:
ALL STATES

| Road Characteristic | Urban | | Rural | | Total | |
|-------------------------------|--------------------------|---------------|--------------------------|---------------|--------------------------|---------------|
| | Utility Vehicles % | Pass Car % | Utility Vehicles % | Pass Car % | Utility Vehicles % | Pass Car % |
| | Two lanes | 66 | 62 | 94 | 92 | 86 |
| Curve in road | 19 | 15 | 37 | 29 | 32 | 23 |
| Vertical grade | 29 | 19 | 42 | 31 | 38 | 26 |
| Intersection | 34 | 32 | 11 | 17 | 17 | 23 |
| On roadway | 66 | 76 | 53 | 68 | 57 | 71 |
| Snow or ice on surface | | | | | 11 | 4 |
| Darkness | 29 | 23 | 51 | 46 | 45 | 36 |
| Number of Fatal Crashes | 134 | 15495 | 348 | 19749 | 486 | 35304 |

Other road conditions that affect driving include snow or ice on the surface and the amount of light present. Proportionately more utility vehicles than passenger cars crash when ice or snow is on the road surface, especially in rural areas. In rural areas, eleven percent of fatal crashes in utility vehicles occur with snow or ice on the road, compared with five percent for passenger cars.

Forty-five percent of all fatal utility vehicle crashes occur during the evening hours in the absence of streetlights. The corresponding figure for passenger cars is 36 percent. Again, darkness without street lights is a condition more often present in rural than urban areas.

In summary, utility vehicles are much more likely than passenger cars to crash in rural areas. Within rural areas, utility vehicles

crash more often than passenger cars when snow or ice is on the road surface, when darkness prevails, or when there is a curve in the road.

4.3.3 Temporal Characteristics

What, if any, are the major differences between utility vehicle and passenger car crashes according to when these accidents occur?

Presented below are statistics on month of year, day of week and hour of day.

Some seasonal differences between passenger car and utility vehicle crashes are observed in Table 4.3.3-1. Compared with passenger cars, utility vehicles experienced proportionately more crashes in the winter months.

TABLE 4.3.3-1
UTILITY VEHICLE AND PASSENGER
CAR CRASHES BY MONTH:
SELECTED STATES

| Month | Michigan | | Washington | |
|----------------------|-----------------------|---------------------|-----------------------|---------------------|
| | Utility Vehicles % | Passenger Cars % | Utility Vehicles % | Passenger Cars % |
| January | 15 | 11 | 9 | 8 |
| February | 10 | 8 | 8 | 7 |
| March | 7 | 7 | 8 | 8 |
| April | 5 | 7 | 7 | 8 |
| May | 6 | 8 | 7 | 8 |
| June | 6 | 8 | 7 | 8 |
| July | 6 | 7 | 9 | 8 |
| August | 5 | 7 | 7 | 9 |
| September | 6 | 8 | 9 | 8 |
| October | 8 | 7 | 8 | 9 |
| November | 11 | 9 | 10 | 9 |
| December | 15 | 13 | 11 | 10 |
| Total | 100% | 100% | 100% | 100% |
| Number of Crashes | 6,599 | 24,912 | 1,456 | 153,331 |

Over one-half (51%) of the utility vehicle crashes in Michigan are seen in the table to occur in four months (November-February). The corresponding figure for passenger cars is 41 percent. Although the difference is not as pronounced as in Michigan, crashes in Washington reveal a similar pattern. Thirty-eight percent of utility vehicle crashes in Washington were observed in the November-February time period compared to 34 percent for passenger cars.

Compared to passenger car crashes, utility vehicle crashes are slightly more prevalent on weekends than weekdays, as is shown in Table 4.3.3-2.

TABLE 4.3.3-2
UTILITY VEHICLE AND PASSENGER
CAR CRASHES BY DAY OF WEEK:
SELECTED STATES

| Day of Week | Michigan | | Washington | |
|-------------|-----------------------|---------------------|-----------------------|---------------------|
| | Utility Vehicles % | Passenger Cars % | Utility Vehicles % | Passenger Cars % |
| Monday | 13 | 13 | 12 | 14 |
| Tuesday | 12 | 13 | 12 | 13 |
| Wednesday | 13 | 13 | 12 | 14 |
| Thursday | 15 | 16 | 14 | 14 |
| Friday | 18 | 18 | 17 | 18 |
| Saturday | 16 | 15 | 19 | 16 |
| Sunday | 13 | 12 | 14 | 11 |
| Total | 100% | 100% | 100% | 100% |

The largest difference between the two types of vehicles in Washington is seen to fall on Saturdays, when 19 percent of utility vehicle crashes occur.

Time of day by four hour periods is shown in Table 4.3.3-3 for accidents from the Michigan file. As shown, utility vehicle crashes are

somewhat more likely than passenger car crashes to occur between midnight and 8:00 a.m.

TABLE 4.3.3-3
UTILITY VEHICLE AND PASSENGER
CAR CRASHES BY TIME OF DAY:
MICHIGAN

| Hour Period | Utility Vehicles % | Passenger Cars % |
|---------------|--------------------|------------------|
| 8 am-Noon | 15 | 14 |
| Noon-4 PM | 25 | 27 |
| 4 PM-8 PM | 26 | 28 |
| 8 PM-Midnight | 15 | 16 |
| Midnight-4 AM | 11 | 9 |
| 4 AM-8 AM | 8 | 6 |
| Total | 100% | 100% |

More fatal crashes occur in the last half of the year than in the first half. Fifty-eight percent of fatal utility vehicle crashes and 51 percent of fatal passenger car crashes take place between July and December. July is the peak month for fatal utility vehicle crashes.

With the exception of the seasonal pattern observed for Michigan, temporal differences between the distributions of utility vehicle and passenger car crashes are small.

4.3.4 Statistical Significance

Previous sections in this chapter have considered driver characteristics, environmental characteristics and temporal patterns. This section considers all these variables simultaneously. In some instances a relationship observed between two variables is actually more a result of a third variable not included in the table. When several characteristics are considered together, significant relationships can be separated from insignificant ones. All characteristics discussed

earlier in this chapter were included in multiple regression equations (linear probability functions) using accident files from the States of Michigan and Washington.¹² The results regarding the level of statistical significance associated with each of these characteristics are shown in Table 4.3.4-1.

TABLE 4.3.4-1
RELATIONSHIPS BETWEEN SPECIFIED CHARACTERISTICS AND
THE PERCENTAGE OF UTILITY VEHICLE CRASHES

| | Whether Significant at the 95% Level of Confidence | | Whether Significant at the 99% Level of Confidence | |
|--------------------------------|--|------------|--|------------|
| | Michigan | Washington | Michigan | Washington |
| Driver Characteristics | | | | |
| Age | Yes | Yes | Yes | Yes |
| Sex | Yes | Yes | Yes | Yes |
| Occupation | NA | Yes | NA | No |
| Reported Alcohol Use | No | No | No | No |
| Crash Locations | | | | |
| Rural area | Yes | Yes | Yes | Yes |
| Curve in road | Yes | Yes | No | No |
| Snow or ice on road surface | Yes | Yes | Yes | Yes |
| Temporal Characteristics | | | | |
| Month | No | No | No | No |
| Day of week | No | No | No | No |
| Hour of Day | No | No | No | No |

Reported use of alcohol and all temporal characteristics are not significantly associated with the percentage of utility vehicle crashes.

¹² The equations and correlation matrices are presented in appendix D.

Significant relationships are observed, however, between all other characteristics considered in this chapter and the percentage of utility vehicle crashes.

Relationships between characteristics examined and the percentage of utility vehicle crashes were found to be statistically significant at the 99 percent level of confidence for: driver characteristics of age and sex; crash locations of rural area; and snow or ice on the road surface. It was found significant at the 95 percent level of confidence for occupation for the state of Washington, and for curve in the road for both Washington and Michigan crashes.

4.4 CLINICAL CASE REVIEW

Information about utility vehicle crashes was obtained from accident reports and photographs from selected states. In addition, the CPIR file was examined as a possible source of information about injury in utility vehicle crashes. Considered below are accident reports from Arizona, Michigan, New Mexico, and New York. Data from Arizona, Colorado, and Michigan are included in 4.4.2 (Photographic Analysis).

4.4.1 Accident Reports: Arizona, New Mexico, and New York

Arizona traffic accident reports are filed only for the current year, with records for the previous years maintained on microfilm. The Department of Transportation keeps accident records pertaining to all jurisdictions in the state in a central file. However, individual accident reports must be obtained independently for collisions coming under jurisdiction of the Department of Public Safety (Highway Patrol), or from the individual sheriffs, or from the local police department having jurisdiction in all other cases. Accident reports are stored on microfilm covering the period back to January 1, 1973. Prior to that time data are available only for those accidents reported on state highways back to January 1, 1965.

An initial computer search was conducted for all traffic accident reports for 1976, 1977, and 1978 identified under the coding for recreational vehicles. This includes all off-road utility vehicles, listing the model year and vehicle make (i.e., 1978 Ford 2-door), body

style, and VIN. However no further identification was provided in the coding to determine whether the vehicle was in fact a pickup truck or CJ-7. To obtain this information it would have been necessary to examine each individual traffic accident report, a prohibitive task under the time and budget available. Therefore, the decision was made to identify and examine all 1978 accidents involving recreation vehicles investigated by the Department of Public Safety which would give the best and most recent state-wide distribution of data. Also all fatal accident reports for 1978, in any Arizona law enforcement jurisdiction, were evaluated.

The Arizona accident records report a large number of recreational vehicles in accidents each year, most of which appear to be utility vehicles as defined by this study. As shown in Table 4.4.1-1 there have been a total of 5,098 recreational vehicle accidents in Arizona over the past three years. This represents an increase of 8.9 percent in 1977, and 8.5 percent in 1978. In 1978 the numbers of fatal accidents (37), fatalities (42), injury accidents (808), and injuries (1,360) are all higher than recorded the previous year. Of the 1,948 recreational vehicle accidents during 1978, 1,215 involved the utility vehicle as the primary accident vehicle, and in 733 cases as struck by another vehicle.

TABLE 4.4.1-1
ARIZONA RECREATIONAL VEHICLE COLLISIONS
1976-1978

| | 1976 | 1977 | 1978 | Totals |
|----------------------|-------|-------|-------|--------|
| Fatal accidents | 27 | 23 | 37 | 87 |
| Number of fatalities | 32 | 26 | 42 | 100 |
| Injury accidents | 616 | 712 | 808 | 2,136 |
| Number of injuries | 1,082 | 1,220 | 1,360 | 3,662 |
| Total Accidents | 1,488 | 1,662 | 1,948 | 5,098 |

The frequency of occurrence of various models of utility vehicles included in the review of the accident reports from Arizona for the year

1978 is shown in Table 4.4.1-2. Of the 300 cases investigated by the Arizona Department of Public Safety, Jeeps are shown to be involved in over one-half of the accidents.

TABLE 4.4.1-2
INCIDENCE OF ACCIDENTS
BY MODEL: ARIZONA, 1978

| Injury Accident | Percent of Total |
|--|------------------|
| Jeep* | 54 |
| Blazer | 18 |
| Bronco | 8 |
| Scout | 7 |
| Land Cruiser | 5 |
| Jimmy | 3 |
| Other (Travel-alls, Station Wagons, etc.) | 5 |
| Total | 100% |
| Total Number of Crashes | 300 |

*Includes Willys, Kaiser Jeeps, and AMC JEEP

A tabular listing of the 1978 Arizona utility vehicle collisions for which accident reports were reviewed is provided in Appendix G.

An effort was made to obtain copies of all accident reports for utility vehicles in the State of Arizona in which a fatality occurred during 1978. Of the 37 fatal collisions (with 42 fatalities) during this period, twenty-seven cases are listed in Table 4.4.1-3. Other cases involved dune buggies or other vehicles not included in this study, a fatal pedestrian collision, and a fatality in a parked JEEP struck by another vehicle driven by a DWI (driving while intoxicated) driver.

When the 27 fatal accidents which were analyzed (of the 37 recreational vehicle fatal crashes occurring in Arizona during 1978) are compared in Table 4.4.1-4, a disproportionate number of AMC JEEP vehicles, 16 (or 59%), were involved. Two Willys Jeeps (7%) were also

Table 4.4.1-3

COMPARISON OF 27 ARIZONA FATAL UTILITY VEHICLE CRASHES IN 1978

| Date and Time of Day | Year & Body Style | Driver | | Est. Speed | Type of Accident and Comments | Injuries |
|----------------------|----------------------------|--------|-----|------------|---|---|
| | | Age | Sex | | | |
| 1/29/1921 | 1976 AMC JEEP "Special" | 27 | M | 7 | <u>Rolled</u> 1-3/4 times | Fatal |
| 2/1/0640 | 1947 Willys JEEP | 55 | M | - | Windshield icy, heavy fog, head-on collision with 1975 GMC stepvan, flotation tires, no restraints installed, occupants ejected. | Two fatalities, rt. front age 28 female and 2-year-old child. |
| 2/20/1750 | 1972 AMC JEEP CJ-5 | 24 | M | - | Skidded on 8 ^o downgrade turn soft shoulder, <u>Rollover</u> , 2-1/2 times, roll-bar equipped, seatbelts not worn. | Fatal, 26 M passenger. Serious injury, driver. |
| 3/5/2015 | 1975 AMC JEEP CJ-5 | 20 | M | 40 | <u>Rollover</u> , roll-bar equipped. Collided with 1971 Chevrolet pick-up truck at intersection, hit 3rd vehicle, rolled over into canal. | Fatal to age 35 M, vehicle #2. Fatal to age 18 M passenger. Serious injuries to driver, fatal 18-year-old male passenger. (commimuted, depressed skull fractures, fractures left shoulder & left femur) |
| 5/7/1820 | 1977 AMC JEEP CJ-5 | 36 | M | 20 | Lost control off road, rollover multiple times down 60 ^o grade. | Fatal |
| 3/20/1650 | 1967 AMC JEEP CJ-5 Special | 33 | M | | Ran off curve, <u>rollover</u> , fire, driver ejected. | Fatal |
| 4/25/0117 | 1969 AMC JEEP | 50 | M | 20-45 | Ran off curve, <u>rollover</u> , into canyon, alcohol a factor, driver ejected. | Fatal |
| 5/21/1950 | 1978 AMC JEEP CJ-5 Special | 32 | M | 36 | <u>Rollover</u> , fiber glass top, factory standard roll-bar | Fatal |
| 6/3/0144 | 1976 AMC JEEP CJ-5 | 43 | M | 25 | Hit in rear by 1969 Oldsmobile at estimated 51 m.p.h., <u>Rollover</u> | Fatal |
| 6/7/2231 | 1978 International Scout | 39 | M | 45 | Head-on collision with 1975 Chevrolet | Driver, lacerated face; Fatal to Chevrolet passenger; Driver of Chevrolet, age 55 female, compoung fracture both lower legs, internal injuries |
| 6/16/1745 | 1968 GMC Suburban | 61 | M | 10 | Left turn, collision with 1965 Ford Falcon | Fatal |

| Date and Time of Day | Year & Body Style | Driver Age | Driver Sex | Est. Speed | Type of Accident and Comments | Injuries |
|----------------------|---------------------------------|------------|------------|------------|---|---|
| 6/30/2045 | 1977 AMC JEEP CJ-5 Golden Eagle | 33 | M | 60 | Broadside skid, collided with ditch, Rollover onto side, unbelted driver ejected and crushed. Seat belt restrained passenger injured. | Fatal ejection. |
| 7/3/0130 | 1973 AMC JEEP CJ-5 | 24 | M | 35 | Lost control on curve, Rollover 1 1/2 times, seat belts were installed on 2 front seats, but not worn, roll-bar installed. Driver cited for DWI and excess speed, 3 passengers ejected. | 3 injured, 1 Fatal. |
| 7/18/2300 | 1978 Ford Bronco | 28 | M | 65 | Swerved off road into embankment. Driver struck head on windshield, eat belts not used, probably intoxicated and fell asleep. | Fatal head injuries. |
| 7/24/0930 | 1973 AMC JEEP CJ-5 Special | 16 | F | - | 75' braodside skid, Rolled end-over-end 45', airborne 27' and 20' prior to first impact. Soft top. | 2 Fatal (including driver and 15 year old female ejected, 16 year old male ejected from rear seat. Driver ejected. |
| 7/14/1400 | 1974 AMC JEEP CJ-5 | 28 | M | - | Lost control in loose gravel on 275 ^o left curve, Rolled. Roll-bar and seat belt fastened. Was not ejected. | Fatal (driver died of head injury and fractured neck). |
| 8/21/0417 | 1977 International Scout II | 30 | M | 70+ | Right front tire blow out, Rolled several times, ejected driver. 4 x 4 travel top A. | Fatal |
| 8/26/1530 | 1974 AMC JEEP Renegade | 17 | M | - | Ran off highway and hit rock and embankment. Rolled over. DWI (manslaughter charges). Unrestrained occupants ejected. | Fatal - Age 22 M passenger Serious injuries - Age 22 F passenger Age 23 F passenger (punctured lung, fractured rib, fractured collar bone) Serious injuries - Age 30 F passenger |
| 9/13/1855 | 1978 AMC JEEP CJ-5 | 25 | M | 35 | Lost control in rapid lane change, rolled onto left side and hit 1973 Chevrolet Van, rotated 170 ^o , ejected passenger. | Fatal to age 29 M, age 26 F, and age 52 F passengers. |
| 9/27/0650 | 1978 AMC JEEP CJ-7 | 29 | M | 20 | Hit rear of 1976 Chevrolet. | Injury to driver. Fatal to Chevrolet driver. Injuries to age 31 M, Age 4 M, age 27 F Chevrolet passengers. |
| 10/5/1845 | 1967 Toyota Landcruiser | 26 | M | 40 | Hit 1978 Chevrolet broadside at intersection. Rollover. | Serious injury to Toyota driver. Fatal to Chevrolet driver. Serious injuries to 3 Chevrolet passengers. |

| <u>Date and Time of Day</u> | <u>Year & Body Style</u> | <u>Driver Age</u> | <u>Driver Sex</u> | <u>Est. Speed</u> | <u>Type of Accident and Comments</u> | <u>Injuries</u> |
|-----------------------------|------------------------------|-------------------|-------------------|-------------------|--|---|
| 10/08/0900 | 1960 Milllys Jeep | 60 | M | 5-8 | <u>Rollover</u> . Hit soft shoulder on hunting trip, mountain road, 31' drop-off, roll-bar equipped. | Fatal to age 60 M passenger; no injuries to age 60 M driver. |
| 10/27/0246 | 1970 Ford Bronco | 22 | M | 50 | 4-wheel drive, DMI driver racing another DMI driver. <u>Rollover</u> . | Fatal to driver and age 25 M passenger, no injury to age 21 F passenger. |
| 10/27/1945 | 1970 AMC JEEP CJ-5 | 26 | M | 70 | <u>Rollover</u> . 2 1/4 times. | Fatal head injuries. |
| 10/28/2037 | 1967 Ford Bronco | 62 | M | 55 | Head-on collision, police pursuit at 85-90 m.p.h. | Fatal. |
| 12/9/1115 | 1978 Ford Bronco | 24 | M | 55 | <u>Rollover</u> and ejected. | Fatal to driver. |
| 12/29/2030 | 1977 Toyota Landcruiser | 32 | M | 50 | Collided head-on with 1977 Chevrolet. | Toyota driver injured. Fatal to Chevrolet driver. Serious injury to 2 Chevrolet passengers. |

involved in fatal accidents, for a total of 67 percent Jeep and JEEP utility vehicles.

Unfortunately, injury details in many of these accidents as reported by the enforcement agencies were insufficient to determine their precise nature. Although ejection with fatality was identified in eight of the 27 cases, it actually probably occurred in other cases. These fatal Arizona cases are outlined in Table 4.4.1-4.

Age of the drivers in these fatal accidents ranged from 16 to 62 years, with 23 percent being between 16-25 years, 42.3 percent between 26-35 years, 15.4 percent being between 36-50 years, and 15.4 percent being between 51-62 years. One female (aged 16) and 26 male drivers were involved. Alcohol was noted to be a factor in 18 cases, unknown in six, and determined to be absent in 3 cases. Speeds as estimated by the officer varied from 5 to over 70 miles per hour. One fatality was a 60 year old male passenger, when rollover of a 1960 Willys Jeep occurred at an estimated speed of only 5-8 miles per hour. This vehicle was equipped with a roll-bar, but there was no indication as to whether the passenger was wearing a seatbelt.

TABLE 4.4.1-4
FREQUENCY OF MODEL INVOLVEMENT
IN 1978 ARIZONA FATAL UTILITY VEHICLE COLLISIONS

| Model | Percent of Total* |
|-----------------------|-------------------|
| JEEP, Jeep** | 67 |
| Bronco | 15 |
| Scout | 7 |
| Land Cruiser | 7 |
| Misc. (GMC, Suburban) | 4 |
| Blazer | - |
| Jimmy | - |
| Total | 100% |

*27 vehicles, listed in detail in Table 4.4.1-3.

**Includes 16 AMC JEEPS; 2 Willys Jeeps.

Twenty of the 27 fatal utility vehicle accidents (74%) examined involved rollover, often with ejection of unrestrained occupants. Fourteen of the 19 fatal rollovers involved JEEPS. An additional JEEP fatal crash involved an end-over-end overturn. Rollovers also occurred in one of two fatal Scout collisions.

So far as could be determined from examination of photographs and descriptions where provided in police accident reports, the roll-bars in these particular accidents appeared to hold up well in rollovers. However, the protection provided by the roll-bar was often negated by the fact that the occupants in these fatal accidents were not wearing lap-belts in at least eight of the 20 accidents, allowing fatal ejection. In one case, involving a vehicle equipped with roll-bar and in which the driver was reportedly wearing a lap-belt, fatal head injuries occurred during rollover due to flailing of the unrestrained head and upper torso. More recently, two 1979 fatal accidents in Arizona have occurred in which the fatally injured occupants were riding in roll-bar equipped vehicles and were also reported by state authorities to be wearing both lap-belts and shoulder harness restraints. In these cases, however, the roll-bars were apparently not factory installed (although one was installed by a dealer), and it is not known what type of restraints were installed, nor how tightly they were worn. This suggests that much more attention should be given to the proper installation and wearing of upper torso restraints, and detailed reporting of the crash scene.

The preceding discussion illustrates representative crashes from the Arizona 1978 fatal utility vehicle records. In nearly all cases shown, the roll-bar should have provided sufficient protection to have prevented fatality, had adequate restraints also been installed and worn.

No case of upper torso restraint usage was identified in the 1978 fatal cases, although two 1979 fatal collisions mentioned above have involved usage of both roll-bars and upper torso restraints. The roll-bars do not appear to offer sufficient protection without installation and use of a complete restraint system to prevent head and upper torso flailing and contact during rollover.

New Mexico uses one of the most detailed and complete report forms and data processing systems of any state. However, the injury data are coded according to the categories (K-killed; A-incapacitated, carried from scene; B-visible injury), and seldom is more detailed trauma information given on the report form.

A copy of the crash investigation report for all accidents state-wide investigated by the New Mexico State Police was reviewed. This provided a sampling similar to that conducted for the State of Arizona and formed a basis for comparison of collisions in these two neighboring southwestern states. These included 48 crashes in 1977 for the five months August through December, and 97 crashes during 1978.

Data on these collisions are summarized in Appendix H, providing vehicle, driver age, sex, and injury code information, as well as brief circumstances or factors of the collision, speed where known, and whether alcohol was involved.

Eleven New Mexico fatal accidents involving utility vehicles for the period 1978 and the last half of 1977 were reviewed. Ten of these, in which there was a fatality in the utility vehicle, were also associated with a rollover. In one case, a Blazer head-on collision with another vehicle resulted in four fatalities in the other vehicle, but none in the Blazer. Rollover was also associated with ejection. Occupants were ejected in six collisions involving rollover. In four other cases it was not known whether the occupants were ejected. Ten cases involved loss of control, or correction, and subsequent rollover. Thus rollover and ejection of unrestrained occupants appeared to be primary factors in these fatalities. Detailed injury data were generally not provided in the police reports.

Since the State of New York represented a different geographic area as well as different climate, highway, and potentially different usage patterns, an attempt was made to obtain fatal utility crash data for the year 1977.

Twenty five fatal utility vehicle crashes were reported for the State of New York during 1977. However, only 16 of the 25 were usable for reasons mentioned previously. Unfortunately, however, no

photographs were obtained for analysis because it would have involved the requirement of going in person to each local law enforcement jurisdiction to ascertain the specific make/model and to obtain the photographs in each individual case. Further, the information provided in the accident forms permitted only limited analysis. However, from the limited data available, five cases of rollover were indicated (30% of the 16), including one collision between a 1968 "Jeep" and a 1975 "Jeep" resulting in both overturning. Neither injuries nor occupant fatal injury causation was provided by the New York reports, and information concerning restraint/rollover protection was not given.

In summary, rollover and ejection of unrestrained occupants are observed to be primary factors in fatal utility vehicle crashes.

4.4.2 Photographic Analysis

In each of three study states -- Arizona, Michigan, and Colorado -- the collisions involving a fatality in a utility vehicle crash were designated for further study through viewing and interpretation of the written and pictorial documentation developed as a part of the crash investigation process. Selected data elements were recorded on the form shown in Figure 4.4.2-22 for further data analysis.

For Arizona, 22 utility vehicle fatal cases were identified from the 1977 FARS data file. Accident reports and photographs were requested and received for this set. Selected cases are illustrated in Figures 4.4.2-1 through 4.4.2-9.

Similar procedures were used for Colorado and Michigan. In Colorado, 54 fatal cases were identified from the 1977 FARS data. Of these cases, 46 were coded as usable, with pictures accompanying 37 cases. The eight cases not usable included pedestrian or bicyclist fatality with no utility vehicle damage or utility vehicles improperly coded on the accident report. Twelve cases are shown in Figures 4.4.2-10 through 4.4.2-21. Because these cases involve a fatality there may be a disproportionate number of crashes involving ejection of occupants due to failure to wear seat belts.



Figure 4.4.2-1 The driver of this 1978 Ford Bronco lost control at an estimated 55-60 mph entering a freeway and rolled several times. The unrestrained 25-year-old male driver was ejected through the driver's door window. Occupant restraints were installed but not used in this vehicle.




Figure 4.4.2-2 This 1975 "Renegade" JEEP ran off a mountain road and hit a rock, rolling over. The four unrestrained occupants were ejected with one fatality. The driver was cited for DWI and reckless driving. Despite rollover, note the intact roll-cage. The restraints were not used.




Figure 4.4.2-3 The driver of this 1977 Golden Eagle JEEP swerved to the left to avoid a parked truck and entered a high speed broadside skid, colliding with a ditch, and rolled over (at 45°). The unrestrained driver was ejected and crushed between vehicle and ground. The front left restrained passenger was not injured. Note the intact roll-bar and padded steering wheel.



Figure 4.4.2-4 The driver of this 1974 CJ-5 JEEP lost control on loose gravel, and overcorrected. The vehicle skidded broadside toward opposite shoulder, went airborne for 16 feet, rolled over, hit a culvert, and dropped vertically 20 feet. The seat belt was fastened and the driver was not ejected, but no upper torso belt was installed. Death was due to a fractured neck and head injuries as the driver flailed during rollover.




Figure 4.4.2-5 The intoxicated driver of this 1975 CJ-5 JEEP lost control on a curve and the vehicle rolled 1-1/2 times, coming to rest on the top. Three passengers were ejected. Although equipped with roll-bar and seat belts, the seat belts in the two front seats were not worn. The right front passenger was fatally injured.



Figure 4.4.2-6 Losing control on 8° downgrade curve, this 1972 CJ-5 JEEP rolled 1-1/2 times. Although equipped with sturdy roll-cage and seat belts, the belts were not worn. The driver was seriously injured and the passenger fatally injured.




Figure 4.4.2-7 In this 1975 CJ-5 JEEP which collided with two other vehicles at intersection and rolled over into a canal coming to rest upside down. In a three fatality, three vehicle collision, two passenger fatalities occurred.




Figure 4.4.2-8 This older World War II-type Willys Jeep crossed center line while driving in heavy fog in pre-dawn darkness and hit a 1975 GMC stepvan in a headon collision. No seatbelts were installed and all three occupants were ejected, resulting in fatal injuries to the 28-year-old wife in the right front seat and a two-year-old on her lap. Heavy icing on the windshield probably obscured vision. Note the rigid, non-collapsible steering column, without hub protection, and the lack of any interior occupant protection.

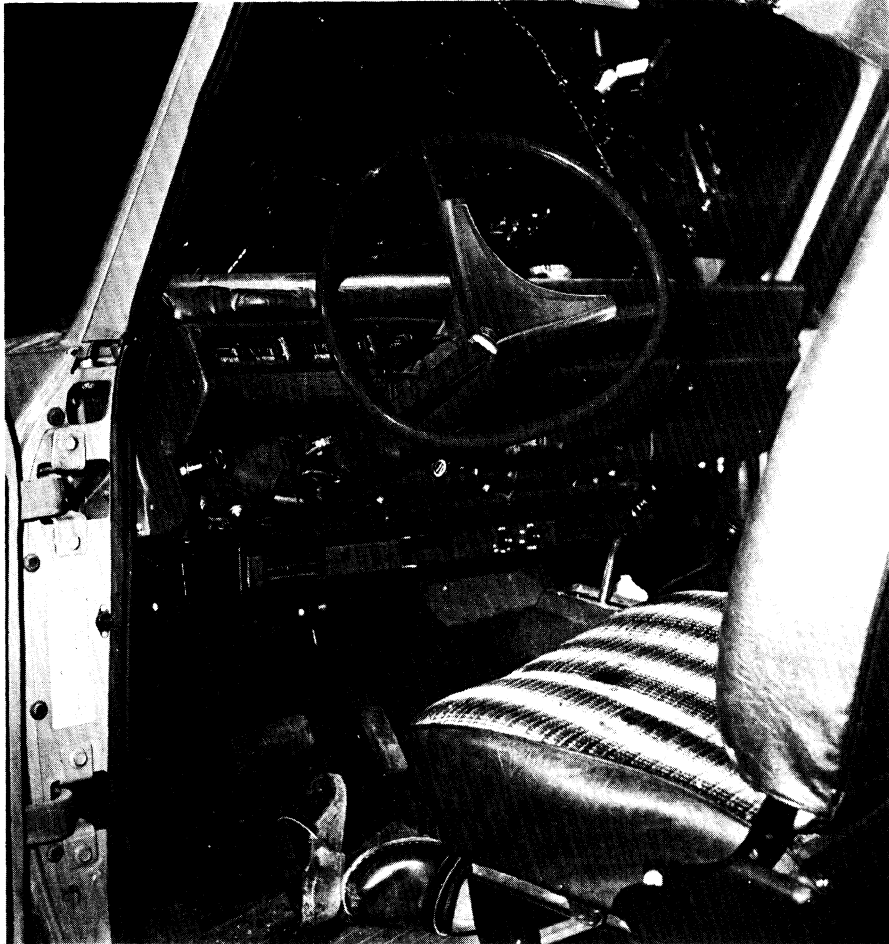


Figure 4.4.2-9 This 1978 Scout was involved in a head-on collision. It had a rigid steel cab without roll-bar or restraints. The impact was fatal to the 60-year-old male front right seat passenger. The driver received lacerations to face and lower left leg. Note the padded upper panel and steering wheel hub.




Figure 4.4.2-10 In this intersection collision the 1976 Dodge Colt in the foreground was struck on the left side by a 1977 Chevrolet Blazer. The Colt then rolled over on its top and skidded 81 feet. The driver was fatally injured. Lap belts installed in the Blazer were not used by the 30-year-old male driver, who was injured.




Figure 4.4.2-11 Four persons were injured and one fatality occurred as a result of a three car collision (a 1964 Chevy II crossed into the opposite lane and was struck on the right side by a 1971 Chevrolet Blazer). The Blazer had no rollbar and the lap-belt restraint was not utilized by the two injured Blazer occupants. Note windshield head-contact damage in the Blazer.



Figure 4.4.2-12 This 1965 International Scout collided with a 1975 Triumph TR-7 which had hydroplaned and skidded out of control at high speed, resulting in fatal injury to the TR-7 occupants. The Scout had no roll-bar. A lap belt restraint was used by the injured driver.




Figure 4.4.2-13 The 19-year-old driver of this 1965 JEEP Renegade received fatal head injuries, even though lap-belted, in this single-vehicle collision. After running off the side of the road into a delineator and bridge abutment, the vehicle rolled over 2-1/2 times. The original equipment roll-bar remained intact. No shoulder harness was installed.



Figure 4.4.2-14 After colliding with a parked 1976 Toyota, this 1976 Chevrolet Blazer continued into a ditch, hit a tree, came back on to the road, then broadsided and spun around a utility pole (note indentation behind roll-bar installation). The three unrestrained Blazer occupants (lap belts were installed but not used) were ejected, with one fatally injured. The roll-bar remained intact.



Figure 4.4.2-15 After losing control on a curve and rolling 1-1/2 times, both the unrestrained driver and her passenger were ejected in this fatal 1974 International Scout crash. No roll-bar was installed and there was no shoulder harness. The lap belts were not used.



Figure 4.4.2-16 The driver and one passenger of this 1975 Ford Bronco were pinned in the vehicle after it collided with a 1977 Ford pickup truck and rolled 1-1/2 times down an embankment. The vehicle was not equipped with a roll-bar or shoulder harness, and the lap belts were not used by the occupants. There was one fatality.



Figure 4.4.2-17 After losing control at an intersection, this 1973 Chevrolet K5 Blazer rolled 1-1/2 times down an embankment. One of the two occupants was fatally injured. No roll-bar or shoulder harness was installed. The lap belts were reportedly not used.



Figure 4.4.2-18 Three unrestrained occupants were ejected, one fatally, from this 1973 Chevrolet Blazer when the driver lost control and the vehicle rolled over twice. It was not equipped with a roll-bar or shoulder harness. The lap belts were not used.



Figure 4.4.2-19 The driver of this 1974 AMC CJ-5 JEEP lost control on a curve and the vehicle rolled 1-1/2 times down an embankment, partially ejecting and fatally rolling on the right front passenger. The roll-bar effectively prevented crushing of the top; however, no shoulder harnesses were installed, and none of the three occupants were wearing the lap belt provided.



Figure 4.4.2-20 The driver was killed and the passenger injured when both, unrestrained, were ejected from this 1972 AMC CJ-4 JEEP as it rolled over two times. The original equipment roll-bar remained intact.



Figure 4.4.2-21 This 1976 AMC CJ-7 JEEP was struck from the rear and rolled over. Serious injury to the unrestrained passenger occurred in ejection, and the driver received fatal injuries. Although deformed, original equipment roll-bar remained intact. There were no shoulder harnesses and the occupants were not wearing lap belts.

Figure 4.4.2-22 Short Wheel Base Data Work Sheet

Column

1 - 2 State _____

3-10 Case No. _____ - _____ - _____ - _____

11-16 Make-Model _____

17-18 Roll Bar:

- | | | |
|---------------------------------------|------|---|
| <input type="checkbox"/> 1 None | → 18 | <input type="checkbox"/> 1 Original equipment |
| <input type="checkbox"/> 2 Cage | | <input type="checkbox"/> 2 Aftermarket |
| <input type="checkbox"/> 3 Bar | | <input type="checkbox"/> 3 Homemade |
| <input type="checkbox"/> 7 Can't tell | | <input type="checkbox"/> 8 Non applicable |
| <input type="checkbox"/> 9 Unknown | | <input type="checkbox"/> 9 Unknown |

19-21 Cab Type:

- | | | | | |
|-----------------------------------|------|---|----|---|
| <input type="checkbox"/> 1 Open | → 20 | <input type="checkbox"/> 1 Fiberglass | 21 | <input type="checkbox"/> 1 Full cab |
| <input type="checkbox"/> 2 Canvas | | <input type="checkbox"/> 2 Steel | | <input type="checkbox"/> 2 Half cab |
| <input type="checkbox"/> 3 Rigid | | <input type="checkbox"/> 3 Can't tell | | <input type="checkbox"/> 3 Split cab |
| | | <input type="checkbox"/> 4 Other _____ | | <input type="checkbox"/> 4 Other _____ |
| | | <input type="checkbox"/> 8 Non applicable | | <input type="checkbox"/> 8 Non applicable |
| | | <input type="checkbox"/> 9 Unknown | | |

22-25 Restraints:

- | | | |
|---|---|---|
| Type - <input type="checkbox"/> 1 Lap | 23 Use - <input type="checkbox"/> 1 Used | 25 Source - |
| <input type="checkbox"/> 2 Lap-shoulder | <input type="checkbox"/> 2 Not used | <input type="checkbox"/> 1 Original eqt. |
| <input type="checkbox"/> 3 Harness | <input type="checkbox"/> 9 Unknown | <input type="checkbox"/> 2 Aftermarket |
| <input type="checkbox"/> 9 Unknown | | <input type="checkbox"/> 3 Replacement for original |
| <input type="checkbox"/> 5 Not equipped | 24 <input type="checkbox"/> 1 Failed | <input type="checkbox"/> 9 Unknown |
| | <input type="checkbox"/> 2 Did not fail | |
| | <input type="checkbox"/> 8 Non applicable | |
| | <input type="checkbox"/> 9 Unknown | |

VEHICLE MODIFICATION:

- | | | | |
|--|------|--------------------------------------|---|
| 26-29 Suspension - <input type="checkbox"/> 1 Original | → 27 | <input type="checkbox"/> 1 Jacked up | 28 - Axle |
| <input type="checkbox"/> 2 Modified | | <input type="checkbox"/> 2 Stiffened | <input type="checkbox"/> 1 Original |
| <input type="checkbox"/> 3 Can't tell | | <input type="checkbox"/> 3 Both | <input type="checkbox"/> 2 Modified |
| <input type="checkbox"/> 9 Unknown | | <input type="checkbox"/> 4 Other | <input type="checkbox"/> 3 Can't tell |
| | | <input type="checkbox"/> 8 Non App. | <input type="checkbox"/> 9 Unknown |
| | | <input type="checkbox"/> 9 Unknown | 29 <input type="checkbox"/> 1 Wide track |
| | | | <input type="checkbox"/> 2 Other _____ |
| | | | <input type="checkbox"/> 8 Non applicable |
| | | | <input type="checkbox"/> 9 Unknown |

- | | | |
|---|------|---|
| 30-31 Tires - <input type="checkbox"/> 1 Original equipment | → 31 | <input type="checkbox"/> 1 Wide track |
| <input type="checkbox"/> 2 Optional | | <input type="checkbox"/> 2 Over diameter |
| <input type="checkbox"/> 9 Unknown | | <input type="checkbox"/> 3 Both |
| | | <input type="checkbox"/> 4 Other _____ |
| | | <input type="checkbox"/> 8 Non applicable |

- | | | |
|---|-------------|---|
| 32 Tread - <input type="checkbox"/> 1 Regular | Type: _____ | 35 Tread condition - <input type="checkbox"/> 1 New |
| <input type="checkbox"/> 2 Special | | <input type="checkbox"/> 2 Good |
| <input type="checkbox"/> 9 Unknown | | <input type="checkbox"/> 3 Fair |
| | | <input type="checkbox"/> 4 Bald |
| | | <input type="checkbox"/> 9 Unknown |

- 33 Exterior - 1 No change
- 2 Snow plow (or attachment mechanism)
- 3 Other _____
- 4 Front bumper modification or structure
- 5 Rear bumper modification or structure
- 6 Both front & rear bumper modification
- 7 Combination of above
- 9 Unknown

- 34 Interior - 1 No change
- 2 Other _____
- 9 Unknown

In Michigan, 41 cases were identified for the years 1976 and 1977. In all, 36 cases were coded with photographs available for 27.

The photographic analysis produced information about these crash-involved vehicles over and above what was available on the police report. For example detail on the cab structure of the vehicle (whether open or enclosed), roll-bar equipment, and vehicle modification are not available from the police report. These data are summarized and reported in Table 4.4.2-1.

For those vehicles equipped with a roll-bar, Table 4.4.2-1 shows that a majority of the bars appeared to be original equipment. The type of cab enclosure is important in injury reduction. For those vehicles with a rigid cab, the majority were of the full cab style.

Vehicle modifications are largely related to the suspension, axle, tires, and interior and exterior as shown in Tables 4.4.2-2 through 4.4.2-7. Most vehicles were unmodified.

Of those few modified, either the suspension had been jacked-up, stiffened, or both.

In most vehicles, the axle (track) of the vehicle had not been changed, or it was impossible to tell.

Tire modifications, however, were more common.

The tire options as defined here, were often difficult to determine photographically. However, they were either wide track or over diameter or both.

For all tires, the type of tread wear could not be determined.

The results show, in general, no modification to either the interior or exterior of the vehicle.

Several variables were crossed with cab type. Of importance here is the type of protection available to the occupants. The several tables below describe the type of cab enclosure, roll-bar restraint availability, and use in these crash-involved utility vehicles.

Note that the majority of the open and canvas enclosed vehicles had some form of roll-bar protection. About 22 percent of the rigidly

TABLE 4.4.2-1
STRUCTURAL DETAILS AND VEHICLE MODIFICATIONS

| | Arizona % | Colorado % | Michigan % | Total % |
|--------------------|--------------|---------------|---------------|------------|
| Roll-bar Equipped | | | | |
| None | 9 | 30 | 17 | 21 |
| Roll Cage | 9 | | 3 | 3 |
| Roll Bar | 50 | 26 | 47 | 38 |
| Can't Tell | 23 | 13 | 17 | 16 |
| Unknown | 9 | 30 | 17 | 21 |
| Total Number | 22 | 46 | 36 | 104 |
| Roll-bar Source | | | | |
| Original Equipment | 80 | 78 | 93 | 85 |
| After market | 20 | 22 | 7 | 15 |
| Total number | 10 | 9 | 14 | 33 |
| Cab-type | | | | |
| Open | 23 | 2 | 14 | 11 |
| Canvas | 14 | 17 | 25 | 19 |
| Rigid | 64 | 76 | 50 | 64 |
| Unknown | | 5 | 11 | 6 |
| Total number | 22 | 46 | 36 | 104 |
| Rigid Cab Material | | | | |
| Fiberglass | 41 | 40 | 18 | 39 |
| Steel | 4 | 60 | 76 | 55 |
| Can't tell | 5 | 0 | 6 | 6 |
| Total number | 14 | 25 | 17 | 56 |

TABLE 4.4.2-2

MODIFICATIONS OF SUSPENSIONS

| Suspension | Arizona % | Colorado % | Michigan % | Total % |
|---------------------------|--------------|---------------|---------------|------------|
| Original | 73 | 70 | 81 | 74 |
| Modified | 14 | 0 | 3 | 5 |
| Can't tell and unknown | 14 | 28 | 17 | 21 |
| Total Number | 22 | 46 | 36 | 104 |

TABLE 4.4.2-3

MODIFICATIONS OF TIRES

| | Arizona % | Colorado % | Michigan % | Total % |
|-----------------------|--------------|---------------|---------------|------------|
| Original equipment | 36 | 70 | 61 | 60 |
| Optional | 50 | 7 | 19 | 20 |
| Unknown | 14 | 24 | 19 | 20 |
| Total number | 22 | 46 | 36 | 104 |

enclosed vehicles had no auxiliary rollover protection and thus relied on the rigid structure for protection.

Eight of the 22 fiberglass enclosed cabs and 13 of the 31 steel enclosed cabs were not equipped with roll-bars.

Lap-belts plus shoulder belt and harness variety were rare. Only three of the utility vehicles had lap and shoulder restraints and no vehicle had a harness-type restraint.

TABLE 4.4.2-4

MODIFICATIONS OF TIRES: TRACK AND DIAMETER

| | Arizona % | Colorado % | Michigan % | Total % |
|---------------|--------------|---------------|---------------|------------|
| Wide Track | 73 | 100 | 100 | 86 |
| Over diameter | 0 | 0 | 0 | 0 |
| Both | 27 | 0 | 0 | 14 |
| Total number | 22 | 46 | 36 | 104 |

TABLE 4.4.2-5

TREAD TYPES AND CONDITIONS

| | Arizona % | Colorado % | Michigan % | Total % |
|-----------------|--------------|---------------|---------------|------------|
| Tread Type | | | | |
| Regular | 55 | 70 | 58 | 63 |
| Special | 36 | 7 | 22 | 18 |
| Unknown | 9 | 24 | 17 | 18 |
| Total number | 22 | 46 | 36 | 104 |
| Tread Condition | | | | |
| New | 9 | 2 | 11 | 7 |
| Good | 50 | 46 | 61 | 52 |
| Fair | 27 | 20 | 14 | 19 |
| Bald | 5 | 4 | | 3 |
| Unknown | 9 | 28 | 14 | 19 |
| Total number | 22 | 46 | 36 | 104 |

TABLE 4.4.2-6

GENERAL MODIFICATIONS: INTERIOR AND EXTERIOR

| | Arizona % | Colorado % | Michigan % | Total % |
|------------------------|--------------|---------------|---------------|------------|
| Exterior | | | | |
| No change | 73 | 57 | 61 | 62 |
| Snow plow | | | 6 | 2 |
| Other | 14 | | 6 | 5 |
| Bumper Modification | 5 | 11 | 11 | 10 |
| Unknown | 9 | 33 | 17 | 22 |
| Total number | 22 | 46 | 36 | 104 |
| Interior | | | | |
| No Change | 36 | 41 | 44 | 41 |
| Other | | 2 | | 1 |
| Unknown | 64 | 57 | 56 | 58 |
| Total number | 22 | 46 | 36 | 104 |

Table 4.4.2-8 shows the distribution of lap-type restraints by vehicle cab type and the portion of each vehicle cab type not equipped with restraints in those vehicles where restraint type could be determined.

For those vehicles equipped with a restraint system the question of use becomes important. This table shows the use of restraints by type of cab enclosure.

Data on ejection by type of cab are shown in Table 4.4.2-9.

These data also show that in two crashes there was partial ejection from the rigid cab vehicles and one instance of partial ejection from a canvas cab vehicle.

TABLE 4.4.2-7
ROLL-BAR BY CAB TYPE

| | Cab Type | | | |
|--------------------------------------|-----------|-------------|------------|--------------|
| | Open N | Canvas N | Rigid N | Unknown N |
| None | 0 | 1 | 21 | 0 |
| Cage | 3 | 0 | 0 | 0 |
| Bar | 7 | 18 | 15 | 0 |
| Unknown or unable to determine | 1 | 1 | 31 | 6 |
| Total number | 11 | 20 | 67 | 6 |

TABLE 4.4.2-8
RESTRAINTS BY CAB TYPE

| Restraint | Cab Enclosure Type | | | |
|---------------------|--------------------|-------------|------------|------------|
| | Open N | Canvas N | Rigid N | Total N |
| Not equipped | 5 | 2 | 11 | 18 |
| Lap | 5 | 10 | 32 | 47 |
| Lap and Shoulder | 0 | 1 | 2 | 3 |
| Total number | 10 | 13 | 45 | 68 |

Ejection from open and canvas enclosed vehicles occurred in three-fourths of the fatal accidents, but in only two-fifths of the rigid cab vehicles. It appears that only the rigid cab provides a substantial protection from ejection.

TABLE 4.4.2-9
EJECTION BY CAB TYPE

| Ejection | Type of Cab | | |
|--------------|-------------|-------------|------------|
| | Open % | Canvas % | Rigid % |
| Yes | 73 | 74 | 40 |
| No | 27 | 26 | 60 |
| Total number | 11 | 19 | 36 |

Restraint usage does prevent ejection. In eight accidents, restraint use almost totally eliminated ejection, as is shown in Table 4.4.2-10.

TABLE 4.4.2-10
EJECTION AS A FUNCTION OF RESTRAINT USAGE

| Ejection | Restraint Usage | |
|--------------|-----------------|---------------|
| | Used % | Not Used % |
| Yes | 12 | 67 |
| No | 88 | 30 |
| Partial | 0 | 3 |
| Total number | 8 | 60 |

In eleven of the total number of crashes, the utility vehicle was the injury source. In these circumstances, the vehicle came to rest on the individual, inflicting fatal injuries. In eight of these eleven cases, the occupant was ejected from the vehicle, and the vehicle subsequently rolled on top of the occupant.

Thus, occupants in rigidly enclosed vehicles (steel preferred) with rollover protection and adequate restraint are much less likely to incur serious or fatal injury.

Unrestrained occupants of open-door, flimsily enclosed utility vehicles are most likely to be ejected and possibly crushed by the vehicle. Restrained occupants in open vehicles, while somewhat better off, are likely to contact the roll-bar or other vehicle parts.

4.4.3 Collision Performance and Injury Report

Of all of the data files examined during this project, only one -- the CPIR file -- coded occupant injury and object contacted, thus allowing the researcher to ascertain the injury mechanism and seriousness of the resultant injury. All other data files coded only overall injury -- and often inaccurately.

Upon examination of the CPIR file, it was determined that only 93 utility vehicles were coded out of a total of 7,799 total vehicles (mostly passenger cars) and that only one of those utility vehicles was of the open body type. Secondly, the file coded injury and severity related to occupant contact in such great detail that it was impossible to ascertain general injury and severity patterns. This diversity, coupled with the lack of coding of vehicle type and problems with the injury coding, led to the abandonment of efforts relating to injury production. Therefore, no injury/occupant contact data are presented from the CPIR.

4.5 Vehicle Stability

The potential for utility vehicles to be involved in overturn (rollover)¹³ collisions has been alluded to in previous sections of this report. In the following section, rates of rollover in utility vehicle crashes are compared to those exhibited by passenger cars. The next

¹³The terms rollover and overturn are used interchangeably. In a pure technical sense, overturn is the general term for a vehicle maneuver in which the vehicle upsets during or as a result of a crash. The term rollover describes the side-to-side overturn whereas the term pitch-over describes the end-to-end overturn.

section considers vehicle rollover according to type of crash. The final section considers those physical factors that are important in determining the potential for vehicle rollover.

4.5.1 Rollover

A specific study of rollover accidents was made in the states of Maryland, Michigan, North Carolina, Texas, and Washington. The percentage of crashes involving a rollover of a utility vehicle was compared to the percentage for passenger cars in each of these states. Table 4.5.1-1 shows these percentages and gives the number of crashes upon which it is based.

TABLE 4.5.1-1
CRASHES INVOLVING ROLLOVER:
UTILITY VEHICLES AND PASSENGER CARS*

| Rollovers | | | | | |
|---------------------|---------------|-----------------|---------------|----------------|------------------------|
| | Michigan % | Washington % | Texas % | Maryland % | North Carolina % |
| Utility vehicles | 12.7 | 10.1 | 5.6 | 9.7 | 11.7 |
| Passenger cars | 1.1 | 1.6 | 0.7 | 1.0 | 2.2 |
| Number of Crashes | | | | | |
| Utility vehicles | 6,599 | 1,456 | 302 | 1,336 | 3,691 |
| Passenger cars | 23,700 (1) | 153,331 (2) | 62,536 (3) | 497,234 (4) | 595,944 (5) |

*Rollover coded as first harmful event.

(1)Michigan: Utility vehicles, all 1976 and 1977; Passenger cars
5%, 1976

(2)Washington: Census of all 1976 crashes

(3)Texas: 5% of all crashes, 1976 and 1977

(4)Maryland: All crashes, 1975-1977

(5)North Carolina, 1975-1978

In Table 4.5.1-1, the ratio of utility vehicle to passenger car rollovers ranges from a low of 5.3 to 1 (North Carolina) to a high of 11.5 to 1 (Michigan).

Although data for passenger cars are not available, rollover was involved in 19 percent of the 443 utility vehicle crashes in New Mexico (1977 and 1978).

Obviously, not all types of vehicles have the same overturn rate. Michigan data for 1976 indicate the amount of the difference between different types of vehicles (Table 4.5.1-2).

TABLE 4.5.1-2
PERCENT OF CRASHES
INVOLVING ROLLOVER BY VEHICLE TYPE:
MICHIGAN, 1976

| Vehicle Type | Percent Overturn Accidents % |
|------------------------|---------------------------------|
| All Passenger Cars | 1.1 |
| Full Size | 0.6 |
| Intermediate | 1.4 |
| Compact | 2.3 |
| Sports car | 3.5 |
| Pick-up or Panel Truck | 2.9 |
| Straight Truck | 3.1 |
| Utility Vehicle | 12.7 |
| All Vehicles | 1.7 |

A partial explanation of why different types of vehicles experience different rates of rollover is provided in Section 4.5.3 -- Physical Factors.

Rollover is experienced in almost 30 percent of fatal crashes involving utility vehicles, as is shown in Table 4.5.1-3.

TABLE 4.5.1-3

PERCENT OF FATAL CRASHES
INVOLVING ROLLOVER:
ALL STATES, 1977 FARS

| Vehicle | Urban % | Rural % | Total % |
|-------------------|------------|------------|------------|
| Rollovers | | | |
| Utility Vehicles | 11 | 36 | 29 |
| Passenger Cars | 2 | 9 | 6 |
| Number of Crashes | | | |
| Utility Vehicles | 134 | 348 | 486 |
| Passenger Cars | 15,495 | 19,749 | 35,304 |

A substantially higher proportion of utility vehicles and passenger cars overturn in rural areas than in urban areas.¹⁴

The chances of overturning in a crash vary according to the make of utility vehicle, as is shown in Table 4.5.1-4.

The first three makes in this group are smaller vehicles than the last three. It should be noted here that the 1978 Ford Bronco is larger than the models included in these data. A subsequent analysis (including the larger Bronco) should show the new Bronco performing more like the Blazer size vehicles.

¹⁴A new approach to coding rollovers was used in the 1978 FARS. Rollover, in the 1978 FARS, is coded regardless of when the event occurs during a crash. In 1977, rollover was coded only if associated with the first harmful event. Using an interim version (#86) of the 1978 FARS, 181 of 773 (23%) of the on/off road vehicles were coded as overturning in the first event. And, an additional 22 percent of the 773 vehicles overturned subsequent to the first harmful event. Thus, 45 percent of the on/off road vehicles were coded as overturning at some point during the crash. It remains to be seen if many states will adopt the 1978 FARS codes for rollover.

TABLE 4.5.1-4

PERCENT OF CRASHES INVOLVING ROLLOVER
BY UTILITY VEHICLE MAKE

| Utility Vehicle Make | Percent Overturn | |
|-----------------------------|------------------|-----------------|
| | Michigan | Washington |
| Bronco | 18 | 15 |
| Jeep | 16 | 14 |
| Scout | 11 | 7 |
| Jimmy | 6 | not reported |
| Blazer | 5 | 5 |
| Ramcharger, Trail Duster | 3 | not reported |

4.5.2 Rollover and Crash Type

Rollover as a first harmful event is substantially more prevalent in single-vehicle crashes than in other types of crashes. Table 4.5.2-1 shows the findings regarding rollover for single-vehicle crashes.

Thus, rollover rates for all crashes are substantially lower than the rates shown for single-vehicle crashes. This implies that rollover is coded infrequently in multiple-vehicle crashes. Data from selected states provide confirmation, as is shown in Table 4.5.2-2.

The difference between passenger cars and most makes of utility vehicles in terms of the probability of total ejection of the driver is substantial. Little difference in seat belt usage between drivers of utility vehicles and drivers of passenger cars is noted. Seventeen percent of the drivers of utility vehicles wore a seat belt at the time of the crash compared with 16 percent among the drivers of passenger cars.

In summary, compared to passenger cars, the frequency of vehicle rollover is high in utility vehicles, especially in single-vehicle crashes and in rural areas.

TABLE 4.5.2-1

PERCENT OF VEHICLES THAT OVERTURNED
IN SINGLE-VEHICLE CRASHES:
SELECTED STATES

| | Michigan % | Texas % | Washington % | Maryland % | North Carolina % |
|----------------------------------|---------------|------------|-----------------|---------------|------------------------|
| Rollovers | | | | | |
| Utility Vehicles | 39 | 41 | 36 | 45 | 37 |
| Passenger Cars | 7 | 6 | 12 | 10 | 14 |
| Number of Single-Vehicle Crashes | | | | | |
| Utility Vehicles | 2162 | 27 | 395 | 252 | 1,040 |
| Passenger Cars | 4,281 | 4,077 | 18,785 | 42,157 | 88,085 |

TABLE 4.5.2-2

PERCENT OF VEHICLES THAT OVERTURNED IN MULTIPLE-VEHICLE CRASHES:
SELECTED STATES

| State | Utility Vehicles % | Passenger Cars % |
|----------------|-----------------------|---------------------|
| Maryland | 1.5 | 0.1 |
| Michigan | 0.1 | 0.0 |
| North Carolina | 1.8 | 0.2 |
| Texas | 0.0 | 0.0 |
| Washington | 0.2 | 0.0 |

4.5.3 Physical Factors

The preceding section showed that, in relation to passenger cars, utility vehicles exhibit a high propensity to overturn in crashes, especially single-vehicle crashes. Various aspects of the physical factors that are important in determining the potential for vehicle rollover have been investigated by the National Highway Transportation Safety Administration (Ervin, 1972; Rice, 1978), and in previous military utility vehicle (Jeep) studies (Cooke, 1968; Jurkat, 1969; Sharp, 1979; and Brune, 1979).

Measurements of physical parameters were made on several vehicles during the present study, using a laboratory facility called a "pitch-plane swing." Shown in Figure 4.5.3-1, this apparatus establishes a knife-edge pivot about which the restoring torque at differing pitch angles is measured to deduce the height of the overall vehicle's center-of-gravity (C.G.). The C.G. height can be examined as a ratio with the track width to determine a measure which is of general value in characterizing rollover potential.

As shown in Figure 4.5.3-2, a first-order estimate of a vehicle's rollover properties can be obtained by considering the body to be rigidly suspended. By this simplification, the vehicle will reach its overturning limit when a lateral acceleration level of $A_y = \frac{T}{2} \div h$ has been established. The parameters are shown schematically in Figure 4.5.3-3. In practice, the rigid suspension assumption yields an estimate of the overturning limit which is higher than the level of lateral acceleration needed to roll over actual vehicles. Suspension spring compliance, suspension geometry, and location of bump stops all serve to modify the actual overturning limit with respect to the 'Ay' value. Nevertheless, the rigid-suspension assumption yields a measure which discriminates the relative differences in rollover propensity among vehicles of differing C.G. height. Utility vehicles are often stiffly suspended and thus more nearly approximate this model.

Generally speaking, levels of 'Ay' up to 1.0 can be attained through tire cornering traction on dry pavements. Levels above 1.0 require other mechanisms such as sideslipping in soft soil or contact of the sideslipping tire with curbs or other rigid surface irregularities.




Figure 4.5.3-1 Example of Utility Vehicle on the Pitch Plane Swing

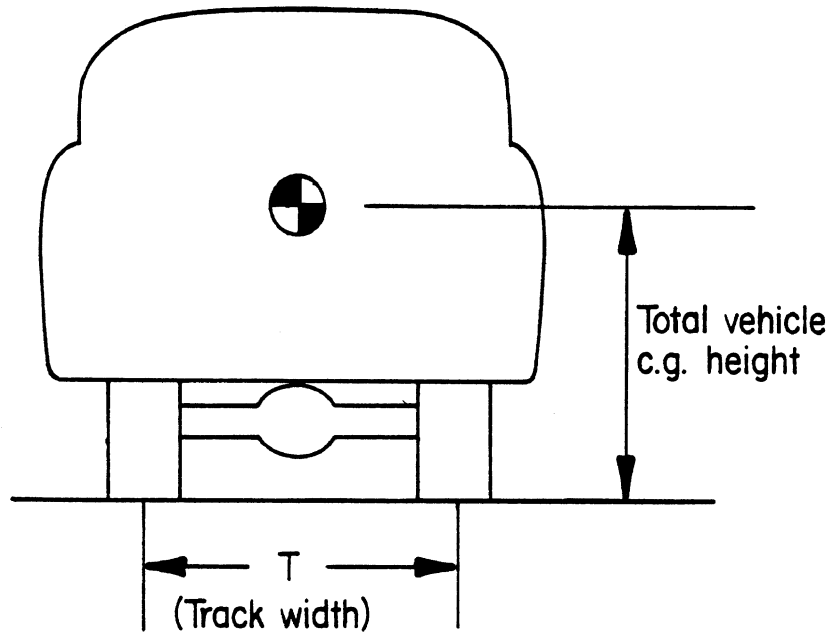


Figure 4.5.3-2 Vehicle Test Parameter Location

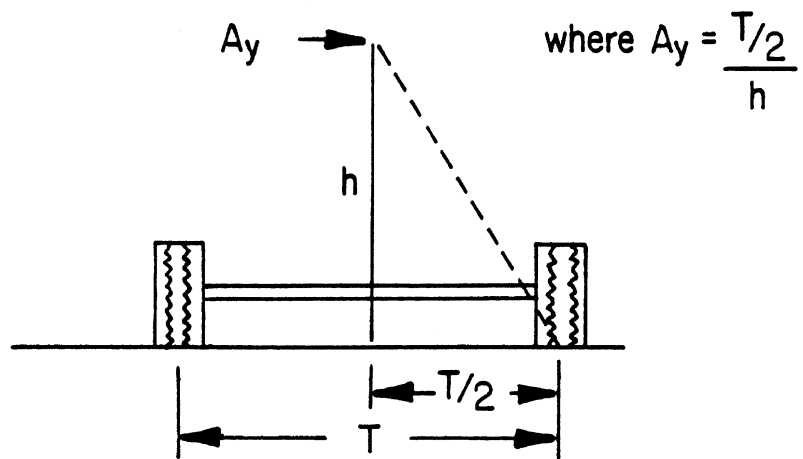
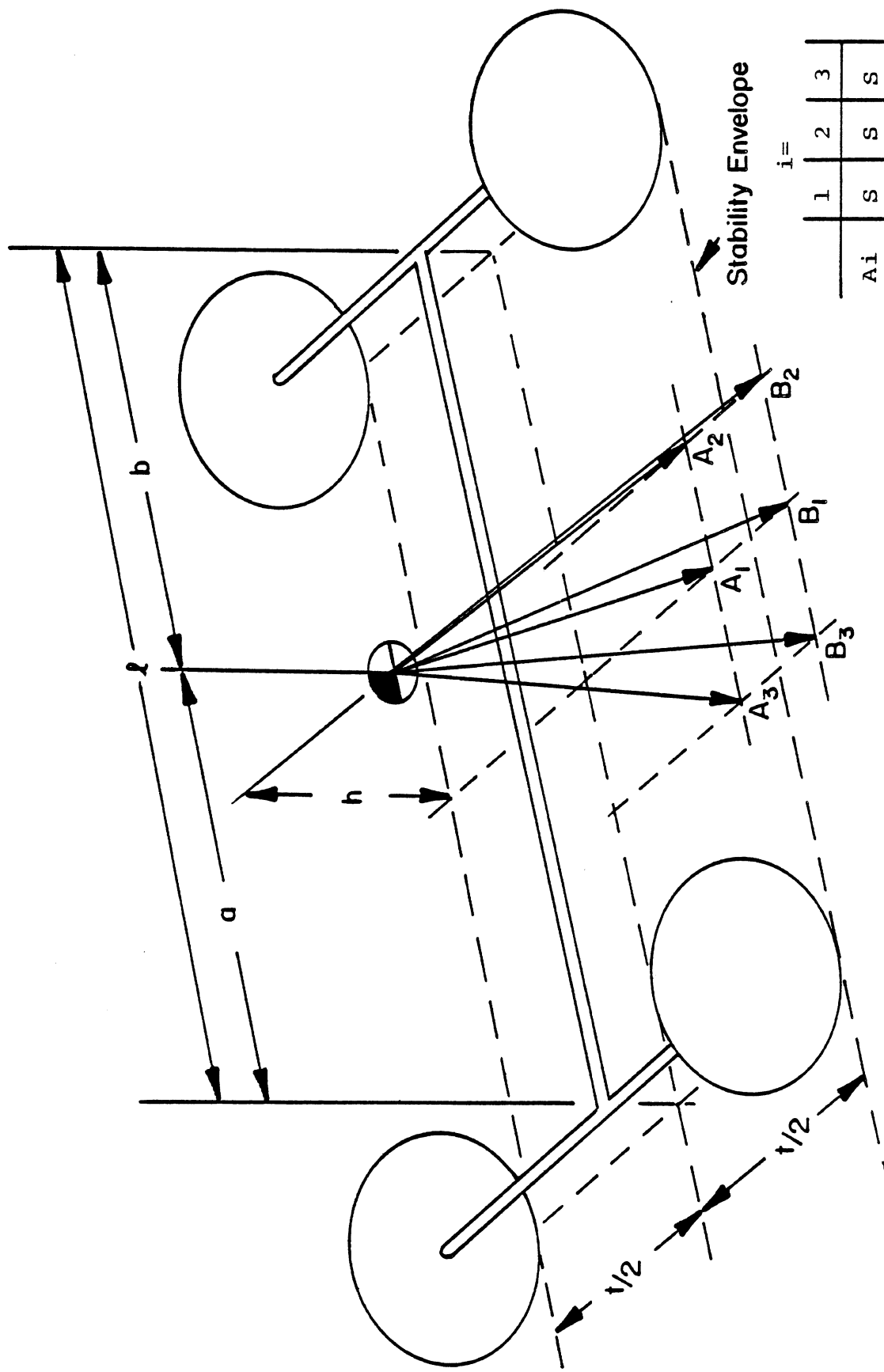


Figure 4.5.3-3 Schematic Diagram of Applicable Vehicle Parameters



| | i = | | |
|----|-----|---|---|
| | 1 | 2 | 3 |
| Ai | S | S | S |
| Bi | U | U | U |

Figure 4.5.3-4 Roll Stability of the Four-Wheeled Vehicle

Stability Table
 S: Roll Stable
 U: Roll Unstable

Thus, heavily loaded commercial vehicles can easily be rolled over in single-vehicle crashes on the roadway since the related values of 'Ay' are in the range of .45 to .65. On the other hand, most typical passenger cars, exhibiting values of 'Ay' in the range 1.3 to 1.7, cannot be rolled over on the roadway without some precipitating first impact (or tire blowout).

Utility vehicles fall in an intermediate class, as evidenced by the measures of 'Ay' obtained for five example vehicles.

Five vehicles were selected to represent the range of utility vehicles normally found on the road.

The five vehicles were:

- 1) A 1975 Chevrolet Blazer with a fiberglass top. This vehicle was equipped with standard factory equipment.
- 2) A new 1979 JEEP CJ-5 with a canvas top and roll-bar. This was a new vehicle with factory installed extra duty suspension and optional tires (one inch larger diameter).
- 3) A new 1979 JEEP CJ-7 with a canvas top and roll-bar. This was a new vehicle with no optional equipment.
- 4) A 1973 Ford Bronco Ranger with a steel top. This vehicle had no modifications to its suspension or tires.
- 5) A highly modified 1968 Ford Bronco. This vehicle was equipped with a modified suspension and oversize tires. It is considered typical of the "Arizona-California-Desert" type of modification.

The results of the physical measurements of the value 'Ay' for these five vehicles are given in Table 4.5.3-1. Also listed are several passenger vehicles for comparison purposes.

Since values of 'Ay' for the utility vehicles fall in the range 1.01 to 1.21, rollover may become possible as an on-road (tire traction force-induced) phenomenon. Also, of course, rollover due to off-road irregularities and side slope is a more probable occurrence according to

Table 4.5.3-1

SUMMARY OF PHYSICAL MEASUREMENTS AND HEIGHT OF THE CENTER-OF-GRAVITY

| Vehicle | Wheel Base | Track** | Stability Envelope* | Center-of-Gravity from ground | Lateral Acceleration Required to Roll (Ay) in G's |
|-----------------------|------------|-----------|---------------------|-------------------------------|---|
| <u>Test</u> | | | | | |
| 1975 Blazer | 106.5 in. | 65.75 in. | 7002 sq.in. | 27.14 in. | 1.21 |
| 1979 CJ5 | 83.5 | 53.25 | 4446 | 26.45 | 1.01 |
| 1979 CJ7 | 93.5 | 53.25 | 4979 | 24.80 | 1.07 |
| 1973 Bronco | 92.0 | 60.00 | 5520 | 27.19 | 1.10 |
| 1968 Mod. Bronco | 92.0 | 61.00 | 5612 | 28.62 | 1.07 |
| <u>Comparison</u> | | | | | |
| 1971 Pontiac Trans Am | 108.5 | 61.05 | 6624 | 18.79 | 1.62 |
| 1971 V.W. Bug | 96 | 52.45 | 5035 | 19.38 | 1.35 |
| 1969 Mustang | 108 | 58.5 | 6318 | 19.80 | 1.48 |
| 1974 Pinto | 94.2 | 55.0 | 5181 | 20.60 | 1.33 |
| 1974 Ford Full Size | 121 | 64.3 | 7780 | 20.50 | 1.57 |
| AMC Pacer | 104 | 60.6 | 6302 | 21.38 | 1.41 |
| Chevrolet Nova | 111 | 60.15 | 6676 | 19.03 | 1.58 |
| 1980 AMC Eagle | 109 | 59.0 | 6431 | 22.6 | 1.31 |
| 1980 AMC Concord | 109 | 59.0 | 6431 | 21.1 | 1.40 |

**Where the front and rear tracks differ, value given is the average.

*Stability envelope (track x wheel base) values are approximate.

the scale of the 'Ay' value in contrast to other passenger vehicles. The five utility vehicles, in order of increasing stability, are shown in Table 4.5.3-2.

TABLE 4.5.3-2
TESTED UTILITY VEHICLES ARRANGED IN
ORDER OF INCREASING RESISTANCE TO ROLLOVER

| Test Vehicle | Value of Ay |
|---------------------------|-------------|
| 1979 JEEP CJ-5 | 1.01 |
| 1979 AMC AMC JEEP CJ-7 | 1.07 |
| 1968 Modified Ford Bronco | 1.07 |
| 1973 Ford Bronco | 1.10 |
| 1975 Chevrolet Blazer | 1.21 |

As can be seen from Tables 4.5.3-1 and 4.5.3-2 the vehicles with the larger stability envelope (track x wheelbase) have a greater resistance to rollover than those with a smaller stability envelope.

Correspondingly, a lower C.G. height increases the roll stability for vehicles with the same stability envelope size.

To enhance the roll stability of a utility vehicle, either the track must be made wider or the C.G. lowered, or both. (Merely placing wider tires on the vehicle does not necessarily increase the roll stability.) Any attempt at gaining more ground clearance or riding height of the vehicle is done so at a sacrifice in roll stability.

The effect of placing over-diameter tires on a small utility vehicle, for example, would be to decrease the roll resistance to a point where tire forces alone could cause it to overturn if given sufficient lateral acceleration. The lateral acceleration could result from the vehicle going into a skid and rotating such that the side of the vehicle is presented to the line of travel (not an uncommon situation). In such a case, any pavement irregularity or change in the road surface coefficient of friction could become the tripping agent, inducing vehicle roll.

It should be noted that in 1977 the Ford Bronco changed in dimension (stability envelope) such that it now approximates the Chevrolet Blazer in size and should be inherently more stable than its predecessor.

The major conclusion from this analysis is that the utility vehicles with small stability envelopes (JEEP, Land Cruiser, pre-1978 Bronco) are more likely to roll over than vehicles with larger stability envelopes (Blazer, post-1977 Bronco, Ramcharger) given similar C.G. heights. (The Scout II has a stability envelope that would be classified as medium in size.) The small utility vehicles may be overturned by only the side forces generated by the tires in unusual maneuvers whereas the larger utility vehicles generally require some tripping force or obstacle (such as a curb, etc.) before overturning.

4.6 Injury Mechanisms

This section presents data on driver and occupant ejection in crash-involved utility vehicles and passenger cars. A discussion of the relationship between vehicle design and injury is also presented in this section.

4.6.1 Occupant Ejection

Occupant ejection more often occurs in utility vehicle crashes than in passenger car crashes. Table 4.6.1-1 shows that 15 percent of utility vehicle occupants were ejected in single-vehicle crashes between 1975 and 1977 in Maryland. The corresponding figure for passenger cars is one percent.

Table 4.6.1-1 also shows that occupant ejection is much more common in single-vehicle crashes than in multiple-vehicle crashes.

Total driver ejection reported in Washington is much more likely in a Jeep than in most other models of utility vehicles or passenger cars. These data are shown in Table 4.6.1-2.

The difference between passenger cars and most makes of utility vehicles in terms of the probability of total ejection of the driver is substantial. Little difference in seat belt usage is noticed between

TABLE 4.6.1-1

PERCENT OF OCCUPANTS
EJECTED ACCORDING TO THE
TYPE OF CRASH
MARYLAND, 1975-1977

| | Single- Vehicle Crashes | | Multiple- Vehicle Crashes | |
|---------------------|----------------------------|------------------------|------------------------------|------------------------|
| | Utility Vehicles % | Passenger Cars % | Utility Vehicles % | Passenger Cars % |
| Ejected | 15 | 1 | 0.9 | 0.2 |
| Not Ejected | 85 | 99 | 99.1 | 99.8 |
| Total | 100% | 100% | 100% | 100% |
| Number of Occupants | 416 | 64,125 | 1,496 | 6,559 |

TABLE 4.6.1-2

PERCENT OF TOTAL CRASHES IN WHICH
TOTAL DRIVER EJECTION
FROM THE VEHICLE WAS REPORTED:
WASHINGTON, 1976

| Make | Total Ejection % |
|---------------|------------------|
| Blazer | 1 |
| Bronco | 2 |
| Jeep | 10 |
| Scout | 2 |
| Land Cruiser | 4 |
| Passenger car | 1 |

drivers of utility vehicles and passenger cars. Seventeen percent of the drivers of utility vehicles wore a seat belt at the time of the crash, compared with 16 percent among the drivers of passenger cars.

4.6.2 Occupant Protection

While definitive data on vehicle design as it relates to occupant protection is not usually a component of the data files, a few general comments on vehicle design and ejection will serve to introduce the reader to certain inherent design characteristics which promote occupant ejection and hence a greater risk of injury or death.

Ejection occurs when a port (opening) is presented in the trajectory of the occupant during the crash. Any opening in the vehicle through which an occupant exits during the crash is referred to as an ejection port.

This ejection port can be a window (without the glass), an open door, or in the case of an open utility vehicle, that portion of the vehicle not covered by anything.

Total ejection frequently occurs during a rollover as the occupant is flung out of the vehicle. The distance travelled while airborne is a function of the occupant's exit velocity.

It is not uncommon for the occupant to land in the path of the overturning vehicle and be contacted by some portion of it. The accident discussed in Section 5.8.3 is an excellent example of occupant ejection through the top of the vehicle with subsequent vehicle contact. In this case, had a top of substantial material been present the occupant would not have been ejected, and not fatally injured by this mechanism. The use of a full restraint system would have kept the occupant in position and hence prevented total ejection.

Seat belt restraint systems, and even some types of single-belt upper-torso systems, do not prevent occupant flailing, partial ejection or injuries to the unrestrained extremities. Injuries to upper extremities have been described in two articles (see Section 5.8.3). The first describes injuries to the hand as a result of the occupant using the roll-bar as a grip during vehicle overturn. The second describes injuries due to entrapment of the hand and forearm between the side of the vehicle and the ground during overturn. Both types of injuries occurred in vehicles which were open at the time of the crash.

The size of the ejection port has a direct bearing on the potential ejection, as the smaller the port the lower the possibility of ejection. Suffice it to say that particularly with open type vehicles, ejection is an frequently observed and real problem often resulting in death.

4.7 Post-Crash Fires

The incidence of crash related fire in utility vehicle accidents has been reported.

Military and civilian utility vehicle post-crash fire experience appears similar. Of 1,102 military M-151 crashes during the three-year period FY1974 - FY1976, not one post-crash fire was reported.

In the clinical case review, in which accident reports were scanned for data not included in the accident data files, the incidence of fire was virtually non existent. In the Arizona clinical data, only one of the 27 fatal crashes reviewed resulted in post-crash fire.

Fire as a result of a crash occurred in three of the 63 cases reported to the ATLA (See section 2.4 -- Product Liability Review). In one case the fuel tank exploded in the collision. In another the fuel cap and filler neck came in contact with the ground in a rollover. In the third the driver was soaked with gasoline subsequent to rollover and fatally burned.

Thus it can be concluded that crash related fire in utility vehicles is not a major problem.

5. DISCUSSION OF FINDINGS

The order of presentation in this chapter follows closely that used in Chapter 4. A few results not shown in the previous chapter are included here relative to the interpretation of the basic findings.

5.1 Mass Accident Data

Nationally, utility vehicle registrations amounted to about one percent of passenger car registrations in 1977. The prominence of utility vehicles is much greater than that for fatal crashes, however. Possible reasons why the death rate is higher in utility vehicles compared to passenger cars will be provided in subsequent parts of this chapter.

The data from selected states indicate that utility vehicles are involved in fewer crashes than would be expected, given the number of registrations. What is needed for an adequate interpretation of this finding is information regarding exposure to risk. It is possible, for example, that utility vehicles are driven, on the average, fewer miles than are passenger cars. Data on the number of miles driven per year in areas differing in population density could be used, but these data are not currently available.

5.2 Death and Injury Rates

The two major findings regarding death rates are (1) traffic death rates in rural crashes are considerably higher than are those for urban crashes, and (2) regardless of whether the area is rural or urban, traffic death rates (total deaths per 1,000 crashes) are higher in utility vehicles than in passenger cars.

Related to the differences in death rates between rural and urban crashes is the fact that death rates are higher in single-vehicle crashes than in other types of crashes. A substantial proportion of single-vehicle crashes occur in rural areas, and utility vehicles are about twice as likely as passenger cars to be involved in a single-vehicle crash.

Seat belt usage is not a likely explanation of differences in death or injury rates between utility vehicles and passenger cars. In Washington, for example, seventeen percent of utility vehicle drivers were wearing a lap belt at the time of the crash, compared to 16 percent of passenger car drivers.

The findings regarding rates of serious (disabling) injury parallel those observed for total traffic death rates. The number of disabling injuries per 1,000 crashes is highest in rural areas. Overall, serious injury rates in utility vehicles are more than twice as high as those in passenger cars.

Rates of serious injury vary according to the make of utility vehicle. JEEPS exhibit by far the highest rate of disabling injury among the utility vehicles considered in the analysis.

One of the key questions regarding utility vehicle crashes is the extent to which the problem is distributed among an unsafe operating environment, vehicle, or driver. One reason why death and disabling injury rates are higher for utility vehicles than for passenger cars is that the relative frequency of utility vehicle accidents in rural areas is so much higher than the corresponding frequency for passenger cars. That fact by itself accounts for a substantial proportion of the difference in death rates between utility vehicles and passenger cars. The standardized traffic death rate¹⁵ for utility vehicles in Michigan is 3.8, compared with a crude rate of 4.7. Thus, 36 percent of the difference in overall death rates between utility vehicles and passenger cars can be attributed to the distribution of crashes between urban and rural areas.

The physical characteristics of utility vehicles are such that vehicle rollover is more likely in these vehicles than in passenger cars. Physical characteristics and vehicle rollover are discussed in Section 5.5.

¹⁵If utility vehicle crashes were distributed between urban and rural areas in the same proportions as passenger car crashes.

5.3 Characteristics of Drivers and Crash Locations

The drivers of utility vehicles involved in a crash are younger and more often male than is true of their counterparts in passenger car crashes. These findings are consistent with the "macho" image often associated with utility vehicles (Time, December 18, 1978). Although the result regarding age does not permit generalization from drivers in crashes to all drivers, it does point to the possibility that drivers (particularly young ones) of utility vehicles are not as experienced in driving as are the drivers of passenger cars.

The role of temporal factors appears minor in accounting for differences between utility vehicles and passenger cars regarding the frequency of crashes. Some clustering of utility vehicle crashes in the winter months has been observed, but that relationship was shown to be very weak in the multivariate analyses (See Section 4.3.4 and Appendix D).

Without doubt, one of the most consistent findings in this study is the relationship between population density and the frequency of utility vehicle crashes. Compared with crashes involving passenger cars, utility vehicle crashes are much more likely to occur in rural areas. Similar results were also observed for all fatal crashes.

Two questions should be considered. Are utility vehicles more popular, proportionately, than regular passenger cars in the rural areas? Are the number of miles driven in a utility vehicle on rural roads much greater than is the case among passenger cars? Unfortunately, no statistics regarding the number of miles driven in rural areas are available. Polk registration data by county for Michigan suggest that in 1977 utility vehicles were somewhat more popular in rural than urban areas.¹⁶ Thus, it would seem logical to assume that exposure to risk (the probability of crash-involvement) for utility vehicles is higher in rural areas. Regardless, the locational pattern of utility vehicle crashes is not fully explained on the basis

¹⁶The Southern Lower Peninsula, containing highly urbanized areas, is where 91 percent of the passenger cars are registered in the state. The corresponding figure for utility vehicles is 79 percent.

of county of registration. Also, when urban and rural areas are treated separately, important differences in crash experience remain between utility vehicles and other vehicles.

Although there are small differences between Michigan and Washington regarding the importance of the different road characteristics, the two major findings are the same for each state. Utility vehicles are more likely to be involved in a crash on curves or snowy or icy roads than is true of other vehicles, especially in rural areas. Most of the environmental conditions investigated in this study are correlated with population density. Curvy roads, ice covered roads, and darkness without street lights are much more characteristic of rural than urban areas. Those situations, combined with relatively high average travel speeds, suggest a problem greater for utility vehicles than passenger cars.

The findings exhibited in fatal crashes throughout the country parallel those just described for the two states. Vertical grades and two-lane roads are more prevalent in rural than urban areas. These road characteristics are also associated with a high incidence of utility vehicle crashes in comparison with the figure for passenger car crashes.

The probability of utility vehicle crashes varies inversely with population density. Within rural areas certain road characteristics and average travel speeds combine to produce more troublesome effects for utility vehicles than passenger cars. Two lanes, curves, grades, and snow or ice on the surface more often characterize crash sites for utility vehicles than passenger cars, especially in rural areas.

It is unknown to what extent the ratio of passenger car travel to utility vehicle travel changes when ice or snow is on the road.

The relatively young, largely male, drivers of utility vehicles appear not to be sufficiently aware of the risks of driving in the rural environment.

5.4 Clinical Case Review

Accident reports and photographs for individual crashes involving utility vehicles were obtained from several states. Most of the analyses of these data cover the crashes in which one or more persons were killed in a utility vehicle.

The data from Arizona and New Mexico indicate that a substantial proportion of the fatal utility vehicle crashes involved rollovers. In a majority of the rollovers, one or more occupants were ejected from the vehicle. Without the use of an adequate restraint system, roll-bars do not appear to offer sufficient protection for vehicle occupants. Rigid cabs do reduce the likelihood of ejection, but the use of adequate restraint (lap and shoulder) prevents ejection. It should be noted that a lap-belt alone does not appear to be sufficient, as occupant flailing has been observed among those wearing lap-belts but not shoulder harnesses.

5.5 Vehicle Stability

Depending on the make, utility vehicles overturn from about three to around 16 times as often as passenger cars. Of the utility vehicles, the larger utility vehicles (Blazer, Jimmy, Trail Duster, Ramcharger) are the least likely to overturn during a crash. The smaller utility vehicles (Jeep, JEEP, Land Cruiser, and pre-1978 Bronco) are substantially more likely to overturn during a crash than are the larger utility vehicles.

The lateral acceleration required for rollover is lower for utility vehicles than for passenger cars (which explains why the incidence of rollover is higher in utility vehicles than passenger cars). The high center of gravity, characteristic of utility vehicles, is the principal measurement that partly explains utility vehicles' lower resistance to rollover than passenger cars. Given the same height of center of gravity, the wider the track the greater is the resistance to rollover. (The basis for an "index of rollover propensity" has been established recently by Brune, 1979.)

These factors combine to place the small utility vehicle at a comparative disadvantage with regard to roll stability. If large diameter tires are used on this vehicle, rollover could occur as a result of tire cornering traction on dry pavement.

It should be noted that when four-wheel-drive utility vehicles are used to tow trailers (or to tow other vehicles) the control and stability problems are often magnified. Several of the national rental organizations have found this reflected in their safety statistics. One organization has analyzed nearly 5,000 accidents involving vehicles towing trailers. Of these accidents slightly more than 100 involved utility vehicles. Bodily injury claims were made in almost one-half of the accidents involving utility vehicles. For crashes involving all vehicles towing trailers, only about 20 percent involved a bodily injury claim.

These data also showed that when a utility vehicle is towing a trailer, the incidence of rollover is markedly higher than with passenger vehicles. The smaller utility vehicles in particular show an elevated rollover rate.

5.6 Injury Mechanisms

Data described in Section 4.6, Injury Mechanisms, focused primarily on occupant ejection and subsequent injury and death. The major reason for this emphasis is that little data is available which links occupant injury to specific vehicle and/or crash configurations which cause injury.

The following section discusses roll-over and ejection as injury-producing mechanisms. Following this are a few general comments on injury production.

5.6.1 Rollover and Ejection

The problem is not that rollover is much less serious for occupants of passenger cars than it is for occupants of utility vehicles, but that utility vehicles overturn substantially more often than passenger cars.

In Michigan, one percent of the rollovers in both passenger cars and utility vehicles were recorded as fatal crashes.

As was seen in the review of fatal crashes in Arizona and New Mexico, and clinical study of Colorado and New York fatal crashes, rollover of utility vehicles is often accompanied by the ejection of one or more occupants from the vehicle.

The data indicate that total driver ejection occurs more often in Jeeps than in other utility vehicles. This result is consistent with the findings on type of cab that show ejection is more prevalent with open or canvas tops than with rigid tops.

As was pointed out in Section 4.6 the presence of an ejection port during rollover greatly increases the chance of ejection -- complete ejection in the case of a unrestrained occupant and partial in the case of a lap-belted occupant.

Those vehicles without substantial side structure protection at the time of the crash present to the unrestrained occupant a significant opportunity for ejection.

While it would be undesirable to require all vehicles to be equipped with an effective side/roof structure (so as to prevent ejection), those vehicles of an "open design" should be equipped with a fully protective restraint system which, if properly worn, would prevent ejection during overturn.

5.6.2 Vehicle Design

Utility vehicle occupants are subject to the same general kinematics during a crash as are passenger car occupants. Differences in patterns of injury and severity, however, may be due to differences found in passenger compartment contact structures and surfaces. Therefore, injury attenuating methods as have been employed in passenger cars should be available to utility vehicle occupants. Some have already been utilized, but the balance should be applied wherever appropriate.

The exception comes in the open vehicle where roof and side protection methods are not identical to passenger car methods. However,

most open vehicles are "closed" at one time or another (canvas tops, for example) and when closed should they not offer the same level of protection to the occupants of this vehicle as is available to occupants of any other closed vehicle?

One author witnessed an accident where a JEEP Dispatcher vehicle had skidded and overturned on an icy portion of the road. The dispatcher model (DJ-6) is essentially the same as an open body JEEP except it has a post-office style steel cab enclosure. The jeep hit an icy patch of road, skidded, overturned on its right side and slid for approximately 100 feet. The two female occupants were unharmed. Had the vehicle been without its top, it is likely that serious injury would have occurred from occupant contact with the ground.

In open vehicles equipped with a roll-bar or rollcage, serious injury and even death have resulted from ejection and subsequent contact with the roll-bar as has been previously shown. (See section 5.8.3 for an example case). Proper restraint would have prevented ejection.

Roll-bar and rollcage collapse has also been observed. There are no performance standards for roll protection devices. Hence, a device supposedly engineered to protect the occupant space has collapsed, severely compromising the available occupant space.

It seems to logically follow that even if the incidence of crash involvement were the same for utility vehicles and passenger cars, the occupants of utility vehicles are less well protected and hence in a position to receive more serious injuries.

All open vehicles (including those with flimsy enclosures) should be required to be equipped with upper torso restraints to prevent occupant ejection and flailing. Also warnings should be prominent on these vehicles warning of the dangers of unrestrained occupancy and of extremity flailing during an accident.

5.7 Post-crash Fires

Post-crash fires as reported in the data are not a problem as their occurrence in utility vehicle crashes is rare.

5.8 General Discussion

5.8.1 Multipurpose (Utility) Vehicles: A Compromise?

Multipurpose (utility) vehicles are designed for more than one purpose. They are capable of operation in both on- and off-road environments.

Such a design has both advantages and disadvantages. The advantages are that the vehicle can be driven off-road in environments where a normal passenger car or truck could not be operated. To operate off-road, the vehicle usually needs a high ground clearance, narrow overall width, and short turning radius so as to be maximally maneuverable under a very wide ranging set of conditions. All wheel drive and special tires enhance the vehicle's capability to travel anywhere.

Such a design also has disadvantages. While possessing the off-road capability, utility vehicles are also driven on-road, where certain of the off-road design features may be a liability. The short wheel base and narrow track give the vehicle quick response at both low and high speeds. At the higher speed, the quick response capability is neither needed nor safe. The high ground clearance coupled with the narrow track width produce a vehicle more easily overturned. In rough terrain, speeds are, of necessity, low, resulting in a slow rate of dynamic response of the vehicle. At higher speeds, such responses become more rapid and may indeed outstrip the capability of the driver to respond to the vehicle. A passenger vehicle, designed for on-road use, attempts to maximize the controllability of the vehicle at the expense of maneuverability. The response of the vehicle to dynamic inputs is slower and hence the driver has more time to react.

The utility vehicle thus represents a compromise between the on-road and off-road applications. As a compromise, handling and maneuverability factors must be balanced between the intended use patterns of the vehicle.

The potential users of this vehicle need to be made aware of the compromises that exist in such a vehicle so that individual driving skills can match the capabilities and limitations of the vehicle.

It is misleading to depict utility vehicles as suitable for highway use unless they have the same handling and stability characteristics as other vehicles. Adequate warning and instructions are needed from the manufacturer (similar to the warning provided in the M151 operator's manual). Similarly, it is inappropriate to show the vehicle to be suitable for a variety of uses when certain of the uses compromise the safety of the operator. If the vehicle is truly "multi-purpose" then the purposes for which it is most suitable need to be conveyed to the consumer through advertising, etc., and those purposes for which its safety and capabilities are marginal or unsafe should not be emphasized.

Care must be taken so as not to instill in the consumer a false sense of security concerning the safety of utility vehicles.

5.8.2 Implications for Federal Safety Standards¹⁷

The findings discussed above make it rather clear that utility vehicles pose a significantly higher risk of rollover and of injury and fatalities in accident events than that posed by the more conventional motor car. The question immediately arises as to whether there are vehicle-directed countermeasures, in the form of safety standards, that can reduce these higher levels of risk without eliminating the utility vehicle as a transportation option available to the consumer. The findings suggest that these countermeasures (or standards) should seek to (1) reduce the probability of rollovers and (2) increase the level of occupant protection available in a crash or rollover event.

Given that the utility vehicle is, by definition, a vehicle which is suitable for operations off-road as well as on-road, it will, by virtue of its high ground clearance, tend to have a higher center of gravity than typical on-road passenger cars. To the degree that utility vehicles are designed with track widths that are roughly equivalent to

¹⁷This section is authored by Leonard Segel, Head, Physical Factors, HSRI.

those used on passenger vehicles, the utility vehicle will almost always pose a higher risk of rollover. The question then arises as to whether the public should regard this increased risk as acceptable and whether it is feasible to develop a standard that would, in effect, put some upper bound on this risk.

First, it must be recognized that this question is not unique to the utility vehicle, since there are passenger cars, more notably the small subcompacts, that have less immunity to rollover than the typical passenger car. Further, the goods-carrying truck has a significantly greater potential for rollover than any motor car. This latter fact demonstrates that society invariably trades off certain risks versus the transportation services to be provided. In the case of the truck, the state laws limiting the maximum width of motor vehicles effectively constrain the designer from alternatives that would improve roll stability. The utility vehicle, on the other hand, is not so constrained. In theory, the utility vehicle could be designed with a wider track so as to increase its rollover immunity to levels approaching that exhibited by many passenger cars. If this is so, it is logical to consider whether safety standards can be developed so as to achieve this goal in practice.

Research conducted under NHTSA auspices (Ervin, et al., 1972; Rice, 1978) has demonstrated that the development of rollover performance standards based on an objective test procedure is fraught with difficulty. These difficulties could be offset, however, if one were willing to accept a standard that is written in other than performance terms. In this particular instance, a standard could speak to the maximum value of the c.g. height to track width ratio that a utility vehicle would be permitted to exhibit. Clearly, the selection of the value of this ratio (for incorporation into a safety standard) should be based on the recognition that the finite risk of rollover must be traded off against the transport function and utility provided to the consumer.

A second not unexpected finding of this study, namely, that fatalities and injuries are more likely to occur in crashes involving utility vehicles, suggests that consideration needs to be given to countermeasures which would reduce the trauma generated by these

vehicles. Unfortunately, many utility vehicles have limited overhead structures to provide protection in the event of a rollover. Again, we come to the difficult question of whether standards can, or should, be developed which, if implemented, would alter the basic character and function of a specific category of vehicle.

Recognizing that there is a demand for the off-road capability of utility vehicles, consideration needs to be given to the alternatives for safety standards that acknowledge this demand but still provide a safety benefit to the public. Unfortunately, we are handicapped in such an endeavor in that the definitive research serving to define representative rollover scenarios remains to be performed. For example, we do not know enough to be able to state that a roll-bar of a given design and strength will have a specific probability of surviving the loads imposed by a representative spectrum of rollover trajectories. If we knew these facts, we would at least be able to develop "equipment standards," namely, manufacturers who offered roll-bars as an option on a given utility vehicle would have to certify that their device was capable of providing a specified level of protection in specified rollover scenarios. This would be a countermeasure that attempts to guarantee that consumers obtain a bona fide reduction in the risk of injury as a result of their having chosen to invest in a crash protection device, as proposed to a countermeasure that limits the spectrum of vehicles available for purchase.

5.8.3 Off-Road Use and Injury

While not the primary focus of this research, this report would be incomplete without some reference to the off-road use of utility vehicles. Being on-/off-road vehicles, they can be driven on the highway to an off-road place and then operated in the off-road environment.

Two Michigan accident reports relate both common off-road operation and accident involvement.

In one accident, occurring in January 1977, the driver stated that "they were driving along the ridge when they stopped and looked down the hill (while they were out of the vehicle). They got back into the

vehicle and drove down the ridge away and turned around and came back to that same spot and began to edge down the hill." The driver then stated that he "lost control, and didn't try to stop or turn.... The vehicle flipped once and he was thrown out. The vehicle continued on down the hill and the passenger was found next to the right front tire. Elevation of the hill was about 80 feet high." In this case the ejected driver received minor injuries, while his passenger was fatally injured. The attached photograph (figure 5.8.3-1) shows the crushed condition of the occupant space due to collapse of the roll cage. The cause of death was massive head injury probably caused by either contact with the ground or the roll cage. Restraints were not used and the driver had been drinking.

A second accident involving two vehicle occupants occurred in May, 1976. "Driver advised that he and two passengers were out riding in his jeep when he told one passenger to get out as there were only two seats and they would be going up and down some hills. Driver stated he started out and when he attempted to make a right turn just over a small hill the front left tire caught in the dirt and the jeep rolled over throwing both he and the right front female passenger out. He stated that the jeep turned over on its top, pinning the deceased beneath it. Driver was also pinned but was able to free himself. Seat-belts in the jeep were not used." In this case the vehicle overturned on a hill side during a turning maneuver. The occupant was ejected and the front right corner of the rollcage contacted her head, causing death. This case is shown in figure 5.8.3-2.

In both cases, what was installed as a safety device --namely the rollcage-- turned out to be the cause of death. A recent study of off-road vehicle accidents in the desert and mountain regions of Southern California indicated a significant incidence of associated trauma (Charters and Schroedl, 1978). During the four years 1972 through 1975, there was a mean annual incidence reported of 931 serious injuries and 15 fatalities related to off-road vehicle accidents. These were primarily on Bureau of Land Management land in a three-county area and included motorcycles and dune buggies, as well as four-wheel-drive vehicles. These authors found that 21 percent of the 64 drivers



Figure 5.8.3-1 Roll Cage Collapse During Vehicle Overturn



Occupant

Point of Contact

Figure 5.8.3-2 Occupant Death Caused by Contact with the Roll Bar

surveyed had had an accident resulting in injury and 75 percent of the 64 drivers admitted to drinking alcohol and driving. Distributions of injuries showed the head to be the most susceptible body area, with 34 percent (183 injuries) of the reported injuries, followed by the lower extremity, with 23 percent (122 injuries), and upper extremity, with 21 percent (114 injuries).

Recently, two studies published in the medical literature attribute injuries to the roll-bar itself. Dune buggy rollover accidents have led to the description of a new hand injury, "the roll-bar hand" (Charters and Davis, 1978). The mechanism is attributed to a reflex action (primarily using the dominant hand), usually of the passenger, to grasp the roll-bar during a rollover. This may result in a crush-avulsion injury at the level of the metacarpals, often requiring amputation. Eleven such injuries have been reported for "dune buggies," but no identification as to the models or cab configuration was given. Redesign of the roll bar, provision for better passenger protection and an internal grasp support were suggested by Charters and Davis to reduce the incidence of this type of injury.

A second mechanism of injury involving the roll-bar in eleven cases of off-road rollovers has been described by Harris and Wood (1978). As the rollover occurs the occupant may hang onto the roll-bar or the arm may be caught between the vehicle and the ground, resulting in upper arm injury. These authors recommend that a hand hold be constructed inside the vehicle.

The two accident cases and the journal articles described expose just the tip of what appears to be a major problem in the operation of on-/off-road vehicles in the off-road environment. It is postulated that these vehicles suffer from similar problems in the off-road area that have been found to exist in the on-road operation. Namely, vehicle stability and occupant protection are major problems, and operator judgement has played a role in the production of the crashes. Bear in mind also that in off-road operation the vehicle is on terrain which is not prepared for vehicular travel. Thus the operator is faced with the additional task of navigating over rough surfaces that usually exhibit none of the characteristics of a "road."

6. DISCUSSION OF TECHNICAL PROBLEMS

Several problems encountered during the course of this study had a direct impact on its viability and implementation.

A. Foremost was the matter of definition of a utility vehicle. What is a utility vehicle and how many models are included? Because most motor vehicle research has been devoted to passenger cars and trucks, these two categories are most easily defined. Utility vehicles are sometimes classified as light trucks, and sometimes classified as passenger cars.

The problem of definition is similar to the following analogous situation. In the past both passenger cars and pick-up trucks could easily be identified. To fulfill a market need (perceived or real) a combination vehicle was created--half passenger car, half pick-up truck, where a sedan-type cab and chassis were used along with a pick-up style box. Since the unit has characteristics of both types of vehicle, is it classified as a passenger vehicle or a light truck? Or should it be assigned to a yet different class, i.e.: multipurpose vehicle?

Congress has wrestled with this problem in the creation of the Clean Air Act and other automotive-related legislation. In addition, NHTSA seems to have settled on several definitions. A vehicle under 6,000 pounds GVW is either a passenger automobile or a non-passenger automobile as stated in 49CFR523 and 49CFR533 (reproduced in Appendix F). The term "multipurpose passenger vehicles" is defined in 49CFR571.1, Federal Motor Vehicle Safety Standards.

Depending upon the definition used in either of these two acts, the vehicle would be either classified as a non-passenger automobile or as a truck even though it is built on a passenger car chassis! A recently introduced model by AMC further typifies the problem of vehicle classification. The 1980 AMC Eagle is officially designated as a truck by the Environmental Protection Agency, presumably because it is a 4-wheel-drive vehicle. However, the manufacturer builds this vehicle by adding 4-wheel-drive components to the AMC Concord (a passenger vehicle). Yet it is considered a multi-purpose passenger vehicle for purposes of FMVSS requirements by NHTSA. The Eagle and Concord are

identical in all respects --body style, seating, appearance, etc.-- except for the increase in vehicle height of about three inches to accommodate the addition of a transfer case, front differential, front-drive axle and increased front suspension capacity. This type of gamesmanship begs the question: When is a passenger car not a passenger car? Answer: When it is a truck or a multi-purpose passenger vehicle.

According to 49CFR571.1, our vehicles of interest would seem to fall under the classification of multi-purpose passenger vehicles.

SAE Recommended Practice J1100a defines multi-purpose passenger vehicle (MPV) as "a vehicle with motive power, except a trailer, designed to carry ten persons or less which is constructed either on a truck chassis or with special features for occasional off-road operation.

The term "utility vehicle," or "sports utility vehicle," has apparently derived from common usage as a vehicle marketing device to describe a set of vehicles.

As provided in the Code of Federal Regulations (533.4), NHTSA has defined "jeep-type vehicle" as "a four-wheel-drive, general-purpose automobile capable of off-highway operation that has a wheelbase not more than 110 inches, and that has a jeep-type configuration."

The original scope of this project was to investigate injury experience in jeep-type vehicles and vehicles similar to that of the Jeep--namely, an open-body vehicle of short wheelbase designed for off-road as well as on-road use. These vehicles are sometimes classified as "all-terrain" vehicles. It became apparent that this jeep-type vehicle was inclusive of more than just those previously described, as certain other vehicles are similar in nature and use, but larger and less amenable to being used as "open" vehicles. Thus a sub-set of vehicles was defined for the purposes of the study which included the jeep-type as well as selected other on-/off-road vehicles with a common purpose.

B. Another problem encountered was the limited descriptive and technical literature concerning these types of vehicles. In part this can be seen in the difficulty of defining the study population and in the lack of descriptive information in the accident data files. This

paucity of literature probably stems from the recent popularity of this vehicle class.

C. Concomitant with the limited literature is a lack of data concerning manufacture and sale of this class of vehicle. Not until 1974 was this vehicle class separately identified in the published production figures. Previously (and still today to a more limited extent) these data were lumped together with truck production. Thus, the figures needed to establish growth rates in production and sales are not available.

D. There is conflicting information in the literature concerning the years of manufacture of particular models, and it is difficult to find any two sources which agree, even within the same manufacturer. This can, in some instances, be associated with changes in corporate entity. For example, the civilian manufacturer of the Willys-Overland jeep (trademark "Jeep") from 1945, became Willys in 1953, Kaiser Jeep Corporation in 1963, and AMC Jeep Corporation (trademark "JEEP") in 1970. But during that same period there was overlapping production of a number of different models (CJ-2A, 1945-50; CJ-3A, 1948-54; CJ-3B, 1953-65; CJ-5, 1955-¹⁸** ; CJ-6, 1964-¹⁸** ; CJ-7, 1976-¹⁸**). Thus a CJ-5 or CJ-6, for example, could be a Willys Jeep, a Kaiser Jeep, or an AMC JEEP. In the case of the CJ-5 and CJ-6, a substantial change in body style was introduced in 1970 but the model designation (CJ-5, CJ-6) remained the same. It is very difficult to untangle and identify from accident records not only who the manufacturer of a particular model is, but also to determine how many of an identical model designation were actually produced by which manufacturer. The company product genealogy chart available to dealers by the AMC Jeep Corporation, for example, lists all models with specifications, but omits the manufacturer designation.

E. The lack of literature, vehicle type definition, and specifications have created data encoding problems in the police-reported data. In most of the data files examined, passenger vehicles by make, model, and body style, etc., are defined such that one can sub-set the data by

¹⁸** Still in production.

make, model, body style, etc., for analysis of specific questions. Trucks are usually fairly well defined, but the proliferation of makes and types makes this somewhat less certain. However, the undefined nature of the multi-purpose vehicle and utility vehicle classes leads to confusion as to how to encode them. This is solved in a variety of ways, either by providing a specific category (i.e.: utility, recreation, four-wheel-drive, on-/off-road, multi-purpose, jeep) or by providing no category (forcing a truck or car classification) or by the use of "other." Where it is possible to separate out the vehicles of interest through a combination of coding of make, model, type, VIN, analysis is possible. This usually involves considerable hard work or the acceptance of a high level of miscoding and subsequent inclusion of unwanted vehicle types. As earlier mentioned the AMC Eagle is classified as a truck (ostensibly because of bumper height incompatibility with passenger cars) when in fact the vehicle is constructed as a passenger car. One can only speculate at this point as to how it will be coded for accident analysis purposes.

The federal government in its FARS and NASS systems run into these same problems. FARS has a category labeled "on-/off-road vehicle" which includes any vehicle in our sub-set plus any vehicle which has the capability of traveling off-road through four-wheel-drive, etc. This category also seems to be use oriented, i.e., classification is based on the operation of the vehicle at the time of the accident, rather than on the manufacturer's designation of the vehicle's intended vocation. While the federal government now has a uniform body of data in FARS, it cannot uniquely identify the very classes of vehicles to which it is now extending the standards.

It would seem, therefore, that a uniform system of vehicle identification and coding needs to be developed such that the unique characteristics of design and use can be encoded. It seems that unless great care is taken by the analyst, substantial numbers of vehicles can be excluded from analysis because they are incorrectly coded. The foregoing discussion on the Concord/Eagle designation is a case in point. This system would allow the analyst to make the decision as to

how to group the vehicles of interest, rather than to have such a grouping predetermined.

F. Documentation, aside from the make-model problem, often leaves something to be desired. Some fatal and serious injury accidents have adequate documentation when the accident report, narrative, and photograph are considered. However, many fatal accidents were reviewed in which the only documentation available was the one-page accident report. Such a brief report does not permit additional encoding of items of interest.

One accident report form is used to cover all types of accident vehicles--trucks, buses, motorcycles, passenger cars. This universal form appears to be developed primarily for passenger cars with very little means available to encode the differences between the various types of vehicles. Even the NASS data collection system report form primarily addresses passenger vehicles, whereas the data collection encompasses all vehicle types. This inability to adequately describe differing vehicle types and equipment leads to missing information on vital parameters which may affect safety in these other vehicle types.

For example, the NASS accident data collection forms do not provide for coding of the type of cab enclosure for the on-/off-road vehicle classification--a factor critical to the problem of ejection. Also, the type of rollover protection (roll-bar) is not encoded. Both items are essential to describing the vehicle performance in terms of occupant protection. While the inclusion of these items may seem to make the data collection burdensome, their exclusion renders the collected data useless in assessing vehicle performance in terms of injury reduction.

On the other hand the CPIR file codes injury and interior object contacted in great detail. Where there are a large number of cases available with sufficient numbers for each body style variation, a meaningful analysis of injury pattern can be undertaken. However in this study only 92 cases were available, spread over two basic body styles (open and enclosed) with three types of enclosure material. Thus it became impossible to describe injury mechanisms with so few cases available of any one type.

While initially investigated but not subsequently utilized in this study, this discussion of the CPIR has been included so as to alert future researchers of the potential and limitations of the CPIR (and similar) file.

In many jurisdictions there appears to be an increasing reliance on the Vehicle Identification Number (VIN) for vehicle information. The VIN permits verification of the basic make and model information encoded in the VIN. However, the VIN encodes only basic make, model, and body style information and does not code trim and equipment options which are often key to occupant safety and protection. For example, until February, 1979, the roll-bar on a AMC Jeep was an optional, extra-cost item, as was any type of cab enclosure. In February, 1979, the roll-bar was made standard equipment and the canvas top offered at a substantially reduced price. Both items are key to occupant protection. However, the VIN did not indicate the absence or presence of these, still does not, and under the revised VIN system (to go into effect soon) will not. The only way to determine the absence or presence of roll-bars, tops, etc., is to review accident reports and pictures if they exist. The VIN can change, too, from the original, when a vehicle is substantially modified or re-built. Replacement engines, etc., can produce a false VIN.

G. Another concern is the collision experience of these vehicles in off-road environments. Accident data files derived from police reports usually concern themselves only with on-road collisions, yet these vehicles frequently operate off-road. Presently there is no large-scale data collection effort (similar to the on-road reported accidents) to collect off-road data. Therefore, this study has been limited to on-road collisions.

H. Jurisdictional problems and data file case identification presented some obstacles in terms of retrieving accident reports and photographs.

While the collision data are centralized in most states (making access easier) the supporting documentation is not. Photographs, for example, remain with the investigating agency. Thus, while one can frequently centrally identify vehicle and case identification, follow-up to the investigating agencies must be undertaken so as to secure

photographic data, and in some instances, accident reports. In at least one state, it was necessary to visit two agencies to identify the vehicles of interest and secure accident reports and photographs.

I. Computer file formats vary considerably from state to state. The data base is usually designed for use in one state and in one computer system. Little thought has gone into the design of a data base that would facilitate data sharing.

Most research data analysis program systems require that data be in a fixed-record-length, fixed-block format. With data in this format, the application of any number of analysis systems to the data becomes possible. Analysis programs such as SPSS, ADAAS, OSIRIS, etc., which provide broad-based statistical analysis, are easily adapted to a fixed record system. However, many state mass accident data systems use a variable-record-length format with mixed record formats to achieve maximum data storage. This, it can be argued, is necessary to accommodate the large quantities of data. However, to utilize the data in any of the aforementioned analysis systems, it is necessary to re-format the data into the fixed-record format. Such a procedure is time-consuming and expensive and seriously limits acquiring enough data to study the less common vehicle classifications.

7. CONCLUSIONS AND RECOMMENDATIONS

7.1 Conclusions

The basic objective of this study was to describe the accident experience of the class of vehicles generally known as utility vehicles. The specific vehicle types studied included: AMC JEEP, Kaiser and Willys Jeep, Ford Bronco (pre-1978), International Scout, and Toyota Land Cruiser (vehicles with small stability envelopes), Chevrolet Blazer, GMC Jimmy, Plymouth Trail Duster, and Dodge Ramcharger (vehicles with larger stability envelopes).

The major conclusions of this study are:

A. Crash Involvement

- 1) Based upon 1977 data for all states, utility vehicles are involved in fatal crashes almost 40 percent more often than passenger cars. The proportion of 1977 total crashes in which at least one occupant was killed is 72 percent higher for utility vehicles than passenger cars (31.8 utility vehicle fatal crashes per 100,000 registered vehicles vs. 18.5 passenger car fatal crashes per 100,000 registered vehicles).
- 2) Utility vehicles crash in rural areas proportionately more often than passenger cars, accounting for about 36 percent of the difference in overall death rates between utility vehicles and passenger cars. Higher average travel speed, curves, and ice or snow on the road surface have been shown to be major factors in the rural environment that are associated with an increase in crashes among utility vehicles.
- 3) Utility vehicle drivers involved in crashes generally are younger and more often male than their counterparts in passenger cars. The importance of these factors in contributing to total crashes or fatal crashes has not yet been established.

B. Rollover and Occupant Ejection

- 1) As a group, utility vehicles are much more likely than passenger cars to overturn, especially in single-vehicle crashes and in rural

areas. Utility vehicles experience rollover at a rate that is at least five times (and up to 11-1/2 times in Michigan) higher than that experienced by passenger cars (Maryland, Michigan, North Carolina, Texas, Washington). Among utility vehicles, some models have a higher rate of rollover than do others.

- 2) Based on the height of the center of gravity, utility vehicles as a class are more likely to overturn, and within the utility vehicle class those with a small stability envelope (JEEP, Jeep, pre 1978 Bronco, Scout, Land Cruiser) are more likely to overturn than those with a larger stability envelope (Blazer, Ramcharger, Jimmy, Trail Duster. The JEEP and the Bronco (pre-1978) overturn at least twice as often during a crash as the Blazer. Further, among those vehicles with the smaller stability envelope, the tire side forces may be sufficient to initiate the overturn, whereas utility vehicles with a larger stability envelope probably require an external tripping force (curb, pothole, etc.).
- 3) Driver ejection is more often reported among JEEPS than other makes of utility vehicles or passenger cars. Driver ejection is also more often reported among open or canvas top utility vehicles than among rigid top utility vehicles.
- 4) Rollover occurs in about 30 percent of U.S. fatal crashes involving utility vehicles. In comparison, rollover is reported in only six percent of all U.S. fatal passenger car crashes.
- 5) Until 1977, rollover was coded in the Fatal Accident Reporting System (FARS) data (when it occurred) as the first harmful event, yielding a rollover rate of 29 percent. In contrast, the 1978 FARS coded rollover as both first and subsequent harmful events. This yielded a fatal on-/off-road vehicle overturn rate of 45 percent. In this study, the more conservative (first harmful event) definition was used.
- 6) Rollover and ejection of unrestrained occupants are observed to be primary factors in fatal utility vehicle crashes.

- 7) Rollover protection (roll bars, cages, etc.), particularly in open vehicles is inadequate as the roll protection frequently collapses or is a source of injury to the occupants.
- 8) Occupant ejection is more common in single-vehicle crashes than multiple-vehicle crashes. Fifteen percent of utility vehicle occupants were ejected in single-vehicle crashes, 1975 through 1977, in Maryland as compared to 1 percent in passenger cars.
- 9) Ejection from open and canvas-enclosed vehicles occurred in three-quarters (75%) of the fatal crashes but in only two-fifths (40%) of the rigid cab vehicles in three study states (Arizona, Michigan, and Colorado) in 1978.

C. Rate of Injury and Death

- 1) Traffic death rates and rates of disabling injury are higher in utility vehicles than in passenger cars, whether considering all occupants or just drivers. Considering all occupants, both the death rate and rate of serious injury are about twice as high in utility vehicles. Additionally, both death and injury rates are approximately twice as high in JEEPS as in Blazers.
- 2) The likelihood of serious (disabling) injury is about twice as great in utility vehicles as in passenger cars, for all occupants and for drivers, based on Michigan and Washington data.
- 3) The Blazer exhibits the lowest serious injury rate when compared with the Scout, Bronco, and JEEP.
- 4) The likelihood of death as a consequence of a crash (for all occupants) was found to be twice as high in utility vehicles as in passenger cars, based on Michigan, Texas, and Washington data. At least one person was killed in a utility vehicle in almost three-fourths of all fatal crashes involving a utility vehicle (the remainder killed were occupants of the other vehicles).

D. Occupant Protection

- 1) A steel cab enclosure reduces the chance of ejection and subsequent fatal crushing by the vehicle. In all vehicles, the use of restraints prevents ejection, which is a primary cause of death and

injury. Roll-bars in open, canvas, and fiberglass-type cabs produce a measure of safety only if the occupant is not ejected. However, rollbars without sufficient upper body restraint do not offer the occupant adequate protection against flailing injury. Rollbars themselves can produce injuries.

- 2) Little difference in seat belt usage is found between drivers of utility vehicles and passenger cars. In one state which reported this factor, seventeen percent of drivers of utility vehicles wore a seat belt at the time of the crash, compared with 16 percent among the passenger car drivers.

E. Other

- 1) Of the 20 Federal Motor Vehicle Safety Standards (Numbers 201-219), only six apply to utility vehicles in their entirety. They are: 205 -- Glazing Materials; 207 -- Seating Systems; 209 -- Seat Belt Assemblies; 210 -- Seat Belt Assembly Anchorages; 211 -- Wheel Nuts, Discs, Hub Caps; 213 -- child Seating systems. In two standards (201 -- Occupant Protection, Interior Impact; and 212 -- Windshield Mounting) multi-purpose vehicles are exempted from the safety requirements. In another (208 -- Occupant Crash Protection) there are differences in requirements between passenger cars and multipurpose vehicles. Of particular importance, lap and shoulder belt restraint are not required (209 -- Seat Belt Assemblies).
- 2) Post-crash fire for utility vehicles as a result of collision is rare and was not found to be a safety problem.

7.2 Recommendations

7.2.1 Recommendations for Improving Utility Vehicle Safety

Based on the results of this study, the following recommendations for improving utility vehicle safety are offered.

- A) Federal safety standards that apply to passenger cars should be extended to utility vehicles. In particular, restraint systems should be installed in all utility vehicles, with the design of a

- particular system geared to the vehicle style (i.e., full harness in open vehicles).
- B) Performance standards (and perhaps design standards) should be promulgated for roll protection equipment --particularly for open vehicles.
 - C) Manufacturers, dealers, insurance companies, etc., should develop and distribute to prospective purchasers, drivers, educators, insureds, etc., literature describing the performance limitations (handling and stability) of these vehicles for both on-road and off-road use. Adequate consumer information can help alleviate many of the problems.
 - D) Additional research on the behavior of utility vehicle drivers should be conducted. We need to know to what extent the relatively high rates of utility vehicle fatal and serious injury accidents are a reflection of how the vehicles are driven. To answer that question satisfactorily more information is needed. Are drivers of utility vehicles generally more reckless than drivers of passenger cars? And, does an experienced passenger car driver become more reckless when driving a utility vehicle?
 - E) Additional studies need to be undertaken to examine and link the factors of vehicle design, occupant protection, driver, and environmental factors as they relate to the production of crash-induced injuries.

7.2.2 Recommendations for Improving Data Analyses

Based on the results of the data analysis and the discussion of technical problems encountered, the following are recommendations for improving data collection/analysis systems.

- a) A comprehensive set of data definition and coding conventions and terminology should be developed for use by all governmental units collecting accident data. Such a uniform list would provide definitional information (define jeep-type, utility vehicle, passenger car, etc.) and abbreviations and coding convention for items such as body style, make, model, etc. Pieces of this type of

system exist, but no one standard covers all the data elements on a motor-vehicle accident report, and there are gaps. Existing SAE and ANSI standards are inadequate in this area.

- b) A standard should be developed for computerizing mass accident data so that data from each state is in a common format, readily available for statistical analysis.
- c) Additional special studies on utility vehicles need to be undertaken so as to examine and link the factors of vehicle design, occupant protection, driver, and environmental factors as they relate to the production of crashes and crash-induced injuries. Care must be taken in the design of such a study and in the methods of data collection so as to overcome the deficiencies uncovered as a result of this project.

REFERENCES

- American Bantam Company American Bantam Maintenance Manual Model BRC 4x4 1/4 - Ton Truck. TM 16-1265. USA registration numbers W-26159159 to W-2617268; car service numbers 1672 to 2572. Butler, Tenn. 1941.
- American Motors Corporation American Eagle. The Beauty of Four-Wheel Drive. Sales Brochure. 1979.
- Anon "NHSB to Prove Safety Aspect of M151 Army Truck." Automotive News. p. 66, 9 June 1969.
- Anon "4-Wheel-Drive Utility Vehicles." Consumer Reports. pp. 598-665, September 1972.
- Anon "Woodall's Guide to the '77 Sport Trucks." Trailer and RV Travel. pp. 76-77, February 1977.
- Anon "AMC Cherokee Chief." Car and Driver. pp. 46-48, March 1977.
- Anon "We Test Three 4 WDs in Death Valley." Mechanics Illustrated. pp. 46-45; 116, July 1978.
- Anon "Money Machine. The Jeep's Macho Image." Time. p. 56, December 18, 1978.
- Anon "Toyotas Unite." Off-Road. pp. 66-64, March, 1979.
- Arizona Department of Transportation. Arizona Traffic Accident Summary. 1976. Office of Highway Safety, Phoenix. 1976.
- Arizona Department of Transportation. Arizona Traffic Accident Summary. 1977. Safety Projects Services, Traffic Engineering Section, Phoenix. 1977.
- Arizona Department of Transportation. Arizona Traffic Accident Summary. 1978. Safety Projects services, Traffic Engineering Section, Phoenix, 1978.
- Automotive Industries, "The 80's: American Motors" Chiltons, pp. 52-53, October 1979.
- Automotive News "1977 Market Data Book Issue." pp. 64, 65, April 27, 1977.
- _____ "1978 Market Data Book Issue." pp. 54, April 26, 1978.
- _____ "Off the Beaten Track in Italy" p. 16, March 27, 1978.
- _____ "On Display at Turin." p. 2, May 22, 1978.
- _____ "Europe Enjoying a Boom in 4-Wheel-Drive Vehicles." pp. 16, 16, November 27, 1978.

- _____ "G-Series Takes Off." pp. 1, 67, January 29, 1979.
- _____ "Concept Jeepster Suggests Trends in 4-Wheel-Drive Design." p. 8, January 1, 1979.
- _____ "Sea Ranger - The Ultimate in Offroading." pp. 1, 7, January 15, 1979.
- _____ "1979 Market Data Book Issue." pp. 44, 56, April 25, 1979.
- _____ "Leyland Offers Make Conversion." p. 16, May 22, 1979.
- _____ "4WD Eagle Heads '86 AMC Lineup" p. 62. August 27, 1979.
- _____ "Yak Yeoman Ready to Travel to Developing Countries." May 7, 1979.
- _____ "Mehari: 4x4 with Bike-Size Engine" p. 16 June 25, 1979.
- _____ "Sunroof Offered on Jeep Vehicles." April 2, 1979.
- Babione, R. W. "Accidental Deaths in Military Vehicles." U. S. Armed Forces Medical Journal. VII(16):1566-1565, October 1956.
- Berton, R. J. M-151-A1 "Grab" Bar Crash No. 686. Memo to C. Mauch, 17 October, and subsequent memos of 6 Sept. (Gutowski), and 8 Sept. (Berton) 1967.
- Blake, D. O. British Jeep FV1861 Specification and Test Data. Personnel Communication. March 6, 1929.
- Brennen, B. "Driving Impression: Subaru Brat." Popular Off-Roading. pp. 64-69, June 1978.
- Brune, B.G. Military Vehicle Rollover, Analysis and (Phase I). Varigas Research Inc., Timonium, Maryland, for U.S. Army Aberdeen Proving Ground, Material Testing Directorate, Aberdeen, Maryland. Report APG-MT-5293, July, 1979.
- Bryant, T. L. "Jeep Wagoneer Limited." Road and Track. pp. 48-56. August 1978.
- Carlton, D. "Toyota Land Cruiser, Jeep Cherokee, Jeep CJ-5, The International Scout II, and Dodge Ramcharger." Motor Trend. pp. 76-86, August 1975.
- _____ "You've Come a Long Way, Baby." Motor Trend. pp. 51-56, March 1976.
- Charters, A. C. "The Roll-Bar Hand" The Journal of Trauma 18(8):601-604, 1978.
- _____, and G. Schroedl "Off-Road Accidents: A New Spectrum of Trauma" The Journal of Trauma 18(8):596-600, 1978.

- Conley, M. A. "The Immortal Jeep" The Retired Officer pp. 42-45.
April 1978.
- Cooke, T. Final Report on Special Study of Vehicle Stability Tests of Truck, Utility, 1/4 Ton, 4x4, M151, and Truck, Cargo, 3/4 Ton, 4x4, M37. U.S. Army Test and Evaluation Command, Aberdeen Proving Ground, Maryland. Report #DPS 2642. February, 1968.
- Department of the Army "Truck, 1/4-Ton, 4x4 Command Reconnaissance (Ford, Model GPW; Willys, Model MB)" Department of the Army Supply Catalog. ORD8SNLG-566, August 1951.
- Department of the Army Accident Reports Involving M-151 Ford Jeeps. 1964-1948. Director of Safety. Headquarters, United States Army, Europe. 1969.
- Department of the Army. Safe Operation of the M-151 Series Trucks. Office of the Adjutant General, November 27, 1976.
- Department of the Army. Computer Printout M-151 Accidents Summary. Office of the Inspector General and Auditor General. Washington, D. C. October 26, 1976.
- D'Angelo, S. (Ed.) World Car Catalogue Published by the Automobile Club of Italy. Herald Books, Bronxville, N. Y. 1969.
- Dunne, J. "Another AMC 4WD" Detroit Report. Popular Science
- Dunne, J. and R. Hill "For On or Off the Road: 4WD Trailbreakers." Popular Science. p. 62, 64, 66, 168, July 1976.
- Eikelberger, B. "4WD Clinic." Off-Road. pp. 14-15, July 1974.
- Emmons, D. "A Touch of Glass." Off-Road. pp. 42-45, April 1974.
- Ervin, R.D. et al Vehicle Handling Performance. Highway Safety Research Institute. Report #UM-HSRI-PF-72-2-3(DOT/HS 800758) prepared under contract DOT-HS-031-1-159 for the National Highway Traffic Safety Administration, Nov. 1972.
- Ford Motor Company Maintenance Manual for Ford Truck 1/4 Ton 4x4 Model GP 1941 for U.S. Government. TM16-1161, Dearborn, Michigan. 1941.
- Ford Motor Company Accident Statistics-FY67. General Purpose Vehicles. Office of project Manager, GPD. Michigan Army Missile Plant, Warren, Michigan. November 1967.
- Fosdick, D. "Four-Wheel-Drive--1978." Motorcamping Handbook. pp. 86-85, 1978.
- Four Wheel Drive. Peterson Publishing Co., Los Angeles, 1976.
- Fuchs, J. "The Roughnecks." Motor Trend. pp. 45-48, 126, May 1974.

- General Accounting Office Unwarranted Delays by the Department of Transportation to Improve Light Truck Safety. CED-78-119. July 6, 1978.
- Green, L. "Sport Trucks as Tow Vehicles: How Do They Measure Up?" Trailer and RV Travel. pp. 59-62, August 1978.
- Green, L. "Towing with the Jeep CJ-7." Woodalls Trailer and RV Travel. p. 57-59, March 1979.
- Harris, C. N., and V. E. Wood, Jr. "Rollover Injuries of the Upper Extremity" The Journal of Trauma 18(8):605-607, 1978.
- Hartwell, D. The Mighty Jeep. n.d.
- Hermanns, M. J. Front Drive Systems for Four-Wheel-Drive Light Trucks. Society of Automotive Engineers, p. 467, February 1979.
- Hill, R. "Four-Wheel-Drive: Is It For You?" Popular Science. pp. 166-167, March 1976.
- Hissong, F. Army's Experience On IL 1/4 Ton Commercial Trucks. Society of Automotive Engineers, pp. 776668, March 1977.
- Huelke, D. Accident Investigation Summary. Highway Safety Research Institute., University of Michigan. January 1968.
- Hutchinson, J. W. et. al., Recreational Vehicle Accident Investigation Study. University of Kentucky, for U.S. Safety Department of Transportation, National Highway Traffic Safety Administration. Contract DOT-HS-261-6-766, April 1975.
- Insurance Institute for Highway Safety. "NHTSA Field Army Jeep Too Hazardous for Public." Status Report. 7(16):6. May 22, 1972.
- Insurance Institute for Highway Safety. "Vehicle Occupant Ejection Seen as Greatest Hazard." Status Report. pp. 7-8, May 17, 1979.
- Japan Motor Industrial Federation, Inc. Guide to the Motor Industry of Japan. Tokyo, 1971.
- Jurrat, M.P. A Theoretical Investigation of the Stability of the M151 1/4 Ton Military Truck. Davidson Laboratory, Stevens Institute of Technology, Report 1420. Sept. 1960.
- King, J. B. Impact Testing of Army Jeep M-151. Steering Wheel to Meet GSA Requirements. Ford Motor Company, Automotive Safety Office. Tech. Rept. S-66-62. May 27 1966.
- Koch, C. "Everything's Out Front." Motor Trend. pp. 91-94, August 1972.
- "Two Jeep Sixes vs. a Jeep V8." Motor Trend. 24(8): 96-95, August 1972.

- ____ "Up Front Jeep." Motor Trend. 24(9): 114, September 1972.
- Kovacik, B. "The Jeep Twins." Motor Trend. 66(5): 89-92, May 1978.
- ____ "Toyota Land Cruiser Station Wagon." Motor Trend. pp. 89-91, March 1979.
- Lamm, M. "Beautiful Ugliness in a Wheeled Breadbox." Popular Mechanics. pp. 128-161, February 1974.
- ____ "Father of the Jeep." Special Interest Autos. vol. 61. pp. 25-62; 52-56, November/December 1975.
- Lawlar, J. "Roadtest: Scout Traveler." Off-Road. p. 66, 1979.
- L'editrice Dell' Automobile Lea (Ed.) World Cars - 1976. Books, N. Y. 1976.
- Liston, J. "It Separates the Ranchers from the Cowboys." Popular Mechanics. p. 96, May 1969.
- Lopey, B. "What You Need to Know Before You Buy 4-Wheel-Drive." Popular Science. pp. 76-77, 167, March 1971.
- Lund, R. C. "Evolution and Development of the AMC Eagle" Presentation, SAE Detroit Section, Bloomfield, Michigan. 6 November 1979.
- Madigan, T. "The Toyota Land Cruiser." Off-Road. pp. 68-41, May 1976.
- ____ "Introducing the '75 4-Wheel-Drive Vehicles." Off-Road. pp. 26-26, November 1974.
- Mason, R. L. and T. H. Swiercinsky An Analysis of Pickup Accident Characteristics. Presented at the Van and Small-Truck Safety Session, SAE Congress and Exposition, Detroit, Michigan. March 1979.
- Mathewson, J. H., R. Brenner, and S. F. Hulbert. Analysis of Mass Air Force Motor Vehicle Accident Data. Institute of Transportation and Traffic Engineering, University of California, Los Angeles, California. Report 54-69. August 1954.
- McCahill, T. "The All-New Scout." Mechanics Illustrated. pp. 76-79, 166-164, April 1961.
- ____ "We Test the Immortal Jeep and Internationals' Wow Wagon." Mechanics Illustrated. pp. 162, 164-165, 166-168, April 1972.
- McGonegal, R. "Jeep CJ-7" Motor Trend. pp. 76-76, March 1979.
- Minahan, D. J., and J. O'Day Car-Truck Fatal Accidents in Michigan and Texas. The University of Michigan, Highway Safety Research Institute, Ann Arbor, UM-HSRI-77-49. October 1977.

- "Fatal Car-Into-Truck/Trailer Underride Collisions."
The HSRI Research Review 8(6): 1-16, November-December 1977.
- Mohbat, J. E. "U.S. Investigates Safety Hazard in Basic Vehicle Used by Army." (Associated Press Release) Ann Arbor News. May 29, 1969.
- Muller, G. H. 1965-1966 Utility Vehicle Evaluation Test Trip, Kingman, Arizona. (Accident Report) 1966.
- National Safety Council Accident Facts--1979 Edition. Chicago, 1979.
- National Highway Traffic Safety Administration, "Part 566.4 Definitions Average Fuel Economy Standards for Non-Passenger Automobiles" Code of Federal Regulations. 49. Transportation Chapt. V. Department of Transportation. Revised as of October, 1977.
- National Transportation Safety Board Special Study. Safety Multipurpose Vans. Washington, D. C. NTSB-HSS-79-1. March 22, 1979.
- Norbye, J.P. "Europe Enjoying A Boom in 4-Wheel-Drive Vehicles." Automotive News. p. 16, November 27, 1978.
- Norbye, J.P. and J. Dunne "Full-Time Four-Wheel-Drive: Forget About Driving Conditions." Popular Sciences. p. 22, 28, 66, 62-64, June 1974.
- Oertle, V.L. "Chevy's Blazer: A Different Four-Wheel-Drive." Popular Mechanics. pp. 56, 58, April 1969.
- Office of Defects Investigation, National Highway Traffic Safety Administration. Position Paper: Disposition of M-151 (1/4 Ton Jeep). September 1971.
- O'Rourke, P.J. "Off-Road Bash." Car and Driver. pp.89-99 December 1978.
- Randolph, D.D. Comparison of the Ride and Mobility Characteristics of Selected Commercial 1/4 to 6/4 Ton Vehicles and the Military M-151 A2 Utility Truck. Prepared for U. S. Army Tank Automotive Command, Warren, Michigan, by Mobility and Environmental Systems Laboratory, U. S. Army Engineer Waterways Experiment Station, Vicksburg, Mississippi. Misc. Paper M-76-6. March 1976.
- Rice, R.S. et al Development of Vehicle Rollover Maneuver. Calspan Corporation Report 2q-5993-V-1 (DOT/HS 809 093) prepared under contract DOT-HS-6-01382 for the National Highway Traffic Safety Administration, June 1978.
- Robson, G. The Land-Rover: Workhorse of the World. David and Charles, Vancouver. 1976.
- Rowand, R. "Upturn in '86 is Seen by AMC for 4x4 Units" Automotive News pp. 8; 15 September 6, 1979.

- Saalfrank, M.C. Ramp and Downhill Rollovers. Two M-151 A1 Production Military Vehicles with and Without Proposed and Modified Roll-Bars. Test Engineering Department. Testing Operations Office, Engineering Staff. Ford Motor Company, Report T-2856. 1966.
- Sanders, B. "Jeep Wagoneer." Four Wheeler. pp. 64-68, July 1978.
- Schafranek, E.J. Crash Test 686 (Barrier 61.2 mph) Jeep 1/4 Ton M-151 A1. Testing Operations Office, Final Test Report. October 1966.
- Schmidt, J.G. "Toyota FJ-46 Land Cruiser." Four Wheeler. pp. 75-86, June 1978.
- _____ "GMC Jimmy Desert Fox." Four Wheeler. pp. 46-44, June 1978.
- Sharp, R. and L. Segel An Investigation of the Rollover Dynamics of a Military Vehicle. Highway Safety Research Institute, Report UM-HSRI-79-40. July, 1979.
- Sherman, H.W. and D.F. Huelke Clinical Case Reviews of Light Truck and Van Crashes. Society of Automotive Engineers, Report No. SAE 790377, March 1979.
- Skwira, G. "Future Autos: They'll Build, But Will You Buy?" Detroit Free Press. p. 4D, January 4, 1979.
- Snyder, R.G. Safety Evaluation of M-151 A1 1/4 Ton Military Jeep. Engineering Staff Report. September 11, 1968.
- Southerland, E. Personnel Communication. Seattle, Washington. September 1979.
- Spiegel, M. "Now It's Four-Wheeling for Family Fun." Mechanics Illustrated. pp. 66-61, December 1971.
- Stafford, F. "Jeep Wagoneer and Subaru DL." Motor Trend. pp. 48-49; 122, 126, April 1979.
- Stearns, D.M. "Leaping Lena Joins the Army." Popular Science. pp. 126-126, October 1941.
- Stockton, A. "Color Portfolio of Vans & 4-Wheel-Drives." Mechanics Illustrated. p. 46, February 1979.
- Taylor, C. "New Romance." Autocar. p. xiv-xv, May 1978.
- Taylor, R. and J. Taylor "Auto Suggestion: The Jeep and Beyond." House and Garden. pp. 62, 65-66, June 1978.
- Thompson, S. "Ford Bronco Ranger XLT." Car and Driver. pp. 67-69, 41-46, January 1978.

- Army Material Command General Purpose Vehicles. Accident Statistics-FY 67. Office of Project Manager, GPV, Michigan Army Missile Plant, Warren, Michigan. November 1967.
- Army Test and Evaluation Command Vehicle Collision and Accident Safety Test. Common Engineering Test Procedure. Material Test Procedure 2-2-621. Aberdeen Proving Ground. May 14, 1968.
- U.S. Army. Operator's Manual for 1/4 Ton, 4x4 M151 Series Vehicles. Headquarters, Department of the Army. TM 9-2320-218-10. August, 1978.
- U.S. Navy, Personal Communication. Bureau of Medicine, Office of Admiral Viris. (See also, Statistics of Navy Medicine. 22(4) n.d. 4th Quarter, Fiscal 1966).
- Urist, M.R. "Injuries to the Hip Joint: Traumatic Dislocations Incurred Chiefly in Jeep Accidents in World War II." American Journal of Surgery. pp. 586-597, November 1947.
- Vanderveen, B.H. The Observer's Fighting Vehicles Directory. World War II. Frederick Warne & Co., Ltd. London. pp. 18.21, 1969.
- Vanderveen, B.H. The Jeep. Compiled by Olsylager Organization, Frederick Warne & Co., LTD. London. 1974.
- Vanderveen, B. H. Origins of the Jeep. Old Motor, London. pp. 236-238, May 1966.
- Vanderveen, B. H. The Great Jeep Plan (Ford at War, Part 3). Ford Motor Company, Ltd., Brentwood, Essex, Challenge, Winter pp. 19-22, 1968.
- Vanderveen, B. H. The Quarter-Ton Four-by-Four Jeep. Old Motor, London. pp. 438-441, January 1968.
- Vetter, J. (ed.) Army Motors. Journal of the Military Vehicle Collector's Club. 1978-1979.
- Wallace, Col. W.B. Letter to the Editor. Infantry Journal. December 1946 (reproduced in Army Motors. 6(1): 18 October 1978).
- Wells, A. W. Hail to the Jeep. Harper and Brothers, N.Y. 1946.
- Williams, J.. "Jeep CJ-5 and New CJ-7: Feeling Free." Car and Driver. pp. 76-78; 86, 96-97, April 1976.
- World Motor Vehicle Data "United States Production." Motor Vehicle Manufacturers Association of the United States, Inc. 1977 Edition. Detroit, Michigan. p. 266, 1977.

APPENDIX A

POSITION PAPER:
DISPOSITION OF THE M151 (1/4 TON JEEP)

Office of Defects Investigation
National Highway Traffic Safety Administration

POSITION PAPER

DISPOSITION OF THE M151 (1/4 TON JEEP)

~~FOR OFFICIAL USE ONLY~~
~~FOR OFFICIAL USE ONLY~~
RECLASSIFIED: PUBLIC

INTRODUCTION

Since the mid 1960's the Department of the Army and the Congress have been aware of the hazards of operating the M151 vehicle. The Army initiated stringent operators' training requirements and operating restrictions in order to reduce the accident rate. These controls resulted in a fifty percent reduction in the accident rate of the M151 in Europe.

Senator Abraham Ribicoff, as a follow-up on previous inquiries concerning the M151 vehicle, wrote letters on July 3, 1970, to the Department of the Army and the Department of Transportation. The Army replied on July 23, 1970, (attachment 1), and Secretary Volpe replied on August 6, 1970, (attachment 2).

In his reply to Senator Ribicoff, Secretary Volpe stated ". . . we have not received any reports or information concerning accidents of M151 trucks purchased as surplus vehicles. We will, however, continue to evaluate and take appropriate action on any reported safety-related defects in these vehicles when used on the Nation's highways. . . ." At the present time this statement is still true.

NHTSA'S CURRENT INVOLVEMENT

In a May 19, 1971, letter (attachment 3), the Army requested the Office of Defects Investigation (ODI) to provide comments and recommendations on the disposal of the M151. As a result of this request, representatives of both the Army and ODI met on June 11, 1971, and again on July 23, 1971, to discuss the disposition of this vehicle. Attachment 4 lists the persons present at these meetings.

The meeting on June 11, 1971, was primarily an introduction to the problem. After reviewing the past correspondence concerning the M151, all parties agreed to meet on an unspecified future date to discuss the answers to several questions raised by ODI personnel. ODI requested that the Army make arrangements for another meeting and be prepared to answer questions (attachment 5). At this meeting on July 23, 1971, ODI requested additional information concerning the accident rate of the M151 vehicle when used on the highway and the exact numbers of vehicles to be offered for disposition during the next few years.

Mr. William Lawrence of the Department of Health, Education, and Welfare (DHEW) attended the July 23, 1971, meeting and expressed his department's desire to obtain the vehicles for some of their programs. He stated that the DHEW could use these vehicles as training aids in vocational maintenance training courses or as off-highway vehicles to be driven by facility and plant maintenance personnel on college or university campuses. Mr. Lawrence also stated that DHEW would follow DOT's recommendations pertaining to the use of the M151, that is, whether or not to permit the use of the vehicle on the public highways.

On August 2, 1971, Mr. Melvin Chambers provided the following information by phone:

| | <u>Scheduled for Disposal</u> | | | |
|----------|-------------------------------|-------|-------|-------|
| | Currently (As of 6-30-71) | FY 72 | FY 73 | FY 74 |
| M151 | 1099 | 733 | 1030 | 1030 |
| *M151A1 | -- | 4019 | 3415 | 3192 |
| **M151A2 | -- | 195 | 890 | 1081 |

Current Inventory (6-30-71)

| | |
|--------|--------|
| M151 | 5,987 |
| M151A1 | 52,032 |
| M151A2 | 15,290 |
| <hr/> | |
| TOTAL | 73,309 |

Attachment 6 confirms the above figures and requests a rapid reply.

On August 4, 1971, Mr. Joseph Valoris, Defense Supply Agency, requested by phone that his agency would like to receive DOT's comments and recommendations as soon as possible, since various branches of the DOD are beginning to apply pressure to DSA to dispose of the vehicles.

* Heavy Duty Suspension

** Modified Suspension (See p. 3, para. 1.b)

At this time ODI contacted Mr. Raymond Sirianne, Army DCSLOG, concerning the on and off highway accident rates of the M151. Mr. Sirianne transferred the ODI representative to Mr. David Abernathy, Army DESPER, who stated that this type of information was not available without manually reviewing the accident records in the field units.

Both the Army and the Defense Supply Agency requested by letter in August 1971 (attachments 6 and 7) that our comments and recommendations be expedited. As a result of these discussions and other information furnished by the Army, ODI has reached the following conclusions:

1. The Department of Defense has recognized the unsafe handling characteristics of the M151 to the extent that:
 - a. Specialized training in driving these vehicles is required of all drivers in the military system. A specially prepared training film TF55-3707 was made to illustrate the potential unsafe handling of these vehicles if not driven in a specified manner.
 - b. Design features of the rear swing axle assembly were modified for later versions (M151A2) to lessen rollover propensity. These changes did not eliminate the problem but allowed approximately 10 mph greater speeds before rollover, coupled with more "feel" or warning for the driver.
 - c. Special attention has been given to the high rollover accident rates in the military environment. Army records indicate that the M151 was involved in 7460 accidents world-wide in the years FY 67 through FY 70, involving 138 fatalities. 2201, or roughly 30%, were rollover accidents.
2. There are an estimated 73,309 vehicles which may be disposed of in the next six to ten years, with approximately 5,000 scheduled for disposal during each of the following years: FY 72, FY 73, and FY 74. The Army's estimated salvage value is \$300 to \$1200 per complete vehicle.

Assuming an average salvage value of \$750 per complete vehicle, the yearly sales return for 5,000 vehicles would be approximately \$3,750,000 and the total return for 73,309 vehicles would be approximately \$54,981,750.

~~FOR OFFICIAL USE ONLY~~
RECLASSIFIED: PUBLIC

For military vehicles which use the basic M151 chassis, the older models are the M151, M151A1, M151A1C, and M718; and, the newer models are M151A2, M825, and M718A1. The M718 and M825 are special purpose vehicles.

3. For these vehicles to be operated safely on the public highway, a public user should have a level of special training equivalent to that given a military driver. Such a course of action would be impractical to achieve and enforce, considering the different licensing and registration practices in the various States.
4. In the Army letter of July 23, 1970 (attachment 1), it was stated:

"It is DOD policy, that first consideration will be given to the protection of the buyer with respect to disposition of military items evidencing a high safety risk when used in a non-military situation. If an item is considered unsafe it is not sold. (emphasis added) When possible to point out the unsafe condition sufficiently to protect the buyer, the item may be sold with adequate warning.

In accordance with this policy, the DOD should not sell the M151 vehicles as the "warning notices" are not sufficient to protect the buyer.

~~FOR OFFICIAL USE ONLY~~
RECLASSIFIED: PUBLIC

APPENDIX B

ANNOTATED LITERATURE REVIEWS

PERIODICALS

A. MECHANIX ILLUSTRATED

- (A1) "The All-New Scout," by Tom McCahill

Tests a 1961 IH Scout. Discusses acceleration, top speed, tires and steering column. Presents specifications and data on acceleration.

April 1961, p. 76-79, 163-164.

- (A2) "Now It's Four-Wheeling for Family Fun," by Marshall Spiegel

Discusses off-roading clubs for "4WD families" to join. Stresses the importance of safety and the environment to the clubs.

December 1971, p. 30-31.

- (A3) "We Test the Immortal Jeep and International's Wow Wagon," by Tom McCahill

Tests a 1972 Jeep CJ5 and a 1972 Scout II. Discusses acceleration, top speed, tires, and comfort. Presents, in tabular form, specifications of the test vehicles.

April 1972, p. 102, 104-105, 166-168.

- (A4) "We Test Three 4WD's in Death Valley"

Tests three 1978 models: Jeep CJ-7, IH Scout II, and Ford Bronco Ranger XLT. Discusses acceleration, handling, and cornering. Mentions that both Bronco and Scout have high centers of gravity. Presents specifications and data on acceleration in tabular form.

July 1978, p. 43-45, 116.

- (A5) "Color Portfolio of Vans and 4WD's," by Allen Stockton

Reports on available four-wheel-drive vehicles for 1979, complete descriptions with pictures.

February 1979.

- (A6) "We Test Three 4WD's in Death Valley"

Off-road test of a Jeep CJ-7, a Ford Bronco and an International Scout. Compares the practicality of the Jeep to the more comfortable but equally rugged Scout and Bronco. Some specifications.

July 1978, p. 43-46, 116.

B. POPULAR MECHANICS

- (B1) "It Separates the Ranchers from the Cowboys," by Jim Liston

Tests a 1969 Scout 800 (prototype). Describes features of the test model.

May 1969, p. 90.

- (B2) "Chevy's Blazer: A Different Four-Wheel Drive,"
by V. Lee Oertle

Tests a 1969 Blazer (prototype). Discusses acceleration, handling, and comfort. Includes a few specifications of the test vehicle.

April 1969, p. 56, 58.

- (B3) "Beautiful Ugliness in a Wheeled Breadbox," by Michael Lamm

Discusses results of a survey of owners of a VW Thing. Presents survey findings in tabular form.

February 1974, p. 128-131.

C. POPULAR SCIENCE

- (C1) "What You Need to Know Before You Buy 4-Wheel Drive"
by Barry Lopey

Describes different equipment for 4WD vehicles, including free-wheeling hubs, transfer cases, winches, and tires. Discusses safety equipment.

March 1971, p. 76-77, 137.

- (C2) "Full-Time Four-Wheel Drive: Forget about Driving Conditions"
by Jan P. Norbye and Jim Dunne

Tests four 1974 4WD models: Blazer, Cherokee, Ramcharger and Trail Duster. Discusses handling, acceleration, tabular form, full specifications and test results for the four vehicles.

June 1974, p. 22, 28, 30, 32-34.

- (C3) "Four-Wheel Drive: Is It For You?" by Ray Hill

Discusses size, drivetrain, and locking front-wheel hubs for 4WD vehicles. Presents driving tips which emphasize safety.

March 1976, p. 106-107.

- (D5) "Up Front Jeep," by Chuck Koch

Reports on the improved performance in Jeep CJ-5's when custom equipped with a 401 cid V-8 engine.

September 1972, p. 114.

- (D6) "The Jeep Twins," by Bob Kovacik

Compares the Jeep CJ-5 to the newer CJ-7 model. Good discussion of fuel economy in four-wheel drive vehicles; also examines the advantages of free-wheeling hubs and a creeper gear. Notes available options such as center console glove box and interior carpeting.

May 1978, p. 89, 91-92.

- (D7) "Toyota Land Cruiser Station Wagon," by Bob Kovacik

Non-technical report on a 1978 Land Cruiser. Construction, performance and handling compared with a 1972 model. Comments on changes since 1972, including improved manual transmission. Also reports fuel economy figures. No complete list of specifications.

March 1978, p. 89-91.

- (D8) "Jeep CJ-7," by Ro McGonegal

Tests a fully equipped Jeep CJ-7, particular attention given to handling. Accompanied by full specifications. Evaluation primarily from a practical viewpoint; technical discussion held to a minimum.

March 1979, p. 70-72.

- (D9) "Jeep Wagoneer and Subaru DL," by Fred Stafford

Evaluates two very different four-wheel drives as family vehicles, comparing their advantages and disadvantages. Full specifications given for each. Tested for performance, handling and ride in both city driving and on the open road.

April 1979, p. 48-49, 122-123.

E. CAR AND DRIVER

- (E1) "Jeep CJ-5 and New CJ-7: Feeling Free," by Jim Williams

Tests and 1976 CJ-5 and CJ-7. Describes impressions of the two test vehicles in on- and off-road settings. Presents full specifications and performance results (acceleration and top speed) in tabular form.

April 1976, 76-78, 80, 96-97.

- (C4) "For On or Off the Road: 4WD Trailbreakers" by Jim Dunne and Ray Hill

Tests three 1975 4WD models: Scout Traveler, Jeep CJ-7, and Subaru Wagon. Presents ratings on acceleration, braking, handling, visibility, and noise-level. Discusses features of the test vehicles and includes a section on maintenance.

July 1976, p. 32, 34, 36, 108.

D. MOTOR TREND

- (D1) "The Roughnecks," by John Fuchs

Tests five 1974 prototype models: Ford Bronco, Chevrolet Blazer, AMC Cherokee, Jeep CJ-5, Toyota Land Cruiser, and Ford QuadraVan. Discusses the on- and off-road performance of the test vehicles. Presents specifications in tabular form.

May 1974, p. 45-48, 126.

- (D2) "Toyota Land Cruiser, Jeep Cherokee, Jeep CJ-5, the International Scout II, and Dodge Ramcharger," by David Carlton

Tests five 1975 models. Presents performance results on acceleration, braking, fuel mileage, and speedometer error. Includes full specifications of the test vehicles.

August 1975, p. 76-80.

- (D3) "You've Come a Long Way, Baby," by David Carlton

Describes impressions driving a 1976 Jeep CJ-7 on and off the road. Discusses tires and optional tops.

March 1976, p. 51-53.

- (D4) "Everything's Out Front," by Chuck Koch

Examines the 1972 Jeep CJ-5, analyzing the changes over the 1971 model. Improvements noted include more powerful engines (3 to choose from), new 3-speed manual transmission, improved running gear and steering. Discusses idiosyncrasies and problems unique to jeep-type vehicles. Section on handling and performance; complete specifications.

August 1972, p. 91-94.

(E2) "AMC Cherokee Chief"

Tests a 1977 Cherokee Chief Wagon. Discusses driving impressions formed during a 4500 mile trip in the test vehicle. Presents full specifications and performance data (acceleration, top speed, braking, and fuel economy). Compares performance of the Cherokee with the following 1976 models: Subaru GL Wagon (4WD), Plymouth Volare Wagon, and Chevrolet C-10 Pickup.

March 1977, p. 43-48.

(E3) "Ford Bronco Ranger XLT," by Steve Thompson

Tests a 1978 Ford Bronco Ranger XLT. Describes on- and off-road driving impressions of the test vehicle. Presents full specifications and performance data covering acceleration, top speed, braking, and fuel economy. Compares performance of the Bronco with the 1977 IH Scout Traveler, the 1977 Jeep Cherokee, and the 1976 Subaru GL Wagon (4WD).

January 1978, p. 37-39, 41-43.

(E4) "Off-Road Bash," by R. J. O'Rourke

Summarizes an informal off-road test of four on/off road vehicles, including a Jeep CJ-7 and a Chevrolet Blazer. Tests performed on rutted roads, sand slopes and in shallow water.

December 1978, p. 88-99.

F. AUTOCAR

(F1) "New Romance," by Colin Taylor

Describes the virtues of the Land Rover. Discusses modifications which can be made for comfort and safety, including new seats and hubs, and a Belsize hard-top roof.

May 1974, p. XIV-XV.

G. TRAILER AND RV TRAVEL

(G1) "Sport Trucks As Tow Vehicles: How Do They Measure Up?"
by Larry Green

Tests the towing capability of four 1978 models: Chevrolet Blazer, Ford Bronco, Plymouth Trail Duster, and I.H. Scout Traveler. Recommends options for frequent towing. Rates handling with and without a trailer. Presents full specifications and performance data covering acceleration and fuel economy.

August 1978, p. 59-62

(G2) "Woodall's Guide to the '77 Sport Trucks"

Presents a market guide to the 1977 sports trucks, including the sports-utility vehicles. The vehicles covered include: Jeep Wagoneer, Ford Bronco, Dodge Ramcharger, Plymouth Trail Duster, I.H. Scout, Jeep CJ-5 and CJ-7, Jeep Cherokee, Chevrolet Blazer, and GMC Jimmy.

February 1977, p. 73-77.

H. POPULAR OFF-ROADING

(H1) "Driving Impression: Subaru Brat," by Brian Brennan

Discusses on and off the road driving impressions. Presents full specifications on engine, body, axle and suspension, brakes, and other systems for the 1978 model.

June 1978, p. 34-39.

(H2) "Driving Impression: GMC Jimmy Desert Fox," by Brian Brennan

Discusses on and off the road driving impressions. Presents specifications and a trailering guide for the 1978 model.

June 1978, p. 48-53.

I. FOUR WHEELER

(I1) "Jeep Wagoneer," by Bill Sanders

Tests the 1978 model. Discusses powertrain, performance, ride, handling, and braking. Presents full specifications and performance ratings in tabular form.

July 1978, p. 64-68.

(I2) "GMC Jimmy Desert Fox," by Julian G. Schmidt

Tests the 1978 model. Discusses powertrain, performance, ride, handling, and braking. Presents full specifications and performance ratings in tabular form.

June 1978, p. 40-44.

(I3) "Toyota FJ-40 Land Cruiser," by Julian G. Schmidt

Tests the 1978 model. Discusses powertrain, performance, ride, handling, and braking. Presents full specifications and performance ratings in tabular form.

June 1978, p. 75-80.

J. HOUSE AND GARDEN

- (J1) "Auto Suggestions: The Jeep and Beyond,"
by Richard and Jean Taylor

Discusses some of the reasons for the popularity of 4WD vehicles. Presents price, length, base engine, mileage, and weight for twenty-one 4WD models.

June 1978, p. 32, 35-36.

K. CONSUMER REPORTS

- (K1) "4-Wheel-Drive Utility Vehicles"

Tests five 1972 4WD models: the Chevrolet Blazer, the I.H. Scout II, the Jeep Commando, the Ford Bronco, and the Toyota Land Cruiser. Discusses safety, comfort, handling, and braking. Presents full specifications and performance data in tabular form.

September 1972, p. 598-605.

L. OFF-ROAD

- (L1) "The Toyota Land Cruiser," by Tom Madigan

Tests the 1973 Land Cruiser (soft-top). Discusses tires, brakes, and handling. Presents specifications in tabular form.

May 1973, p. 38-41.

- (L2) "A Touch of Glass", by Don Emmons

Discusses the Parmley fiberglass body kit for the Jeep CJ-5, and notes that different tops and roll-bars are available.

April 1974, p. 42-45.

- (L3) "4WD Clinic", by Bruce Eikelberger

Discusses the differences between pickup trucks and utility vehicles. Divides utility vehicles into three groups based on size of vehicle.

July 1974, p. 14-15.

- (L4) "Introducing the '75 4WD Vehicles," by Tom Madigan

Presents pictures and brief descriptions of the vehicles. The following models are included: the Plymouth Trail Duster, the Jeep Wagoneer, the Dodge Ramcharger, the Ford Bronco, the Chevrolet Blazer, the Jeep Cherokee "S", and the Jeep CJ-5.

November 1974, p. 20-23.

- (L5) "Road Test: Scout Traveler," by John Lawler
"Road Test: Scout II," by Kevin Smith

Two tests presented side-by-side offer a comparison between these International models. Larger-size Traveler is rated against the Scout II in handling and general utility; some technical discussion primarily centering on drivetrains. Complete specifications for both vehicles.

March 1979, p. 60-64, 96, 106.

M. MOTORCAMPING HANDBOOK

- (M1) "Four-Wheel Drive - 1978," by Dick Fosdick

Reviews several 1978 model utility vehicles, including Ford Bronco (notes complete redesigning), GMC Jimmy, Chevrolet Blazer and Suburban, AMC Jeep and Cherokee models, Chrysler's Dodge Ramcharger and Plymouth Trail Duster, Toyota Land Cruiser, and International Harvester's Scout and Traveler. Notes numerous available options, particularly engine and drivetrain; also indicates revisions and changes over 1977 models for all makes.

p. 83-86.

N. ROAD AND TRACK

- (N1) "Jeep Wagoneer Limited," by Thos L. Bryant

Examines the special edition Wagoneer. Options such as Turbo Hydra-matic transmission, air conditioning, aluminum wheels, cruise control, AM/FM stereo/CB radio and many others are reported and inspected. Some attention given to the usual road test topics of performance and handling.

August 1978, p. 48-50.

O. WOODALL'S TRAILER AND RV TRAVEL

(O1) "Towing with the Jeep CJ-7," by Larry Green

Examines the Jeep CJ-7 as a tow-vehicle from a camper's point of view; discusses performance and handling with some attention given to interior comfort.

March 1979, p. 57-59.

I. BOOKS

IA The Jeep, edited by Bart H. Vanderveen

Presents a detailed historical sketch of the military Jeeps used in World War II. (A few pages near the end of the book are devoted to the early civilian versions.) Detailed descriptions of the military Jeeps are presented along with photographs.

Compiled by the Olyslager Organization, Frederick Warne & Co. Ltd., London and New York, 1972, 64 p.

IB Four Wheel Drive

Most of this book is devoted to evaluations of 16 four-wheel drive vehicles. Other chapters in the book cover: (1) the role of the Jeep in the history of 4WD vehicles, (2) tips on driving 4WD vehicles, (3) tips on pulling trailers in off-road settings, and (4) conversion kits for 4WD pickup trucks. For each of the 16 vehicles tested, the discussion covers the chassis, driveline, and body. Also discusses on and off-road driving impressions. Presents full specifications, performance data, and ratings for the test vehicles. Among the 1975-1977 vehicles tested are the following: Chevrolet Blazer, Dodge Van Charger, Ford Bronco, I.H. Scout II, Cherokee Chief, Jeep CJ-7, Jeep Wagoneer, and Plymouth Trail Duster.

Peterson Publishing Co., Los Angeles, 1976, 144 p.

IC The Land-Rover: Workhorse of the World, by Graham Robson

Discusses the development of the Land Rover. Describes the features of the Land Rover, and compares the specifications of the 1947 Land Rover with the Willys Jeep. Presents sales statistics by year (1964-1974) for sales in England and abroad.

David and Charles, Newton Abbot, London, North Pomfret (VT), Vancouver, 1976, 143 p.

II REPAIR MANUALS

CHILTON'S Repair and Tune-Up Guide:

- II A. Blazer, Jimmy (1969-1973)
- II B. Bronco (1966-1973)
- II C. Jeep Universal (CJ-3, CJ-5, CJ-6, CJ-7; 1953-1976)
- II D. Jeep Wagoneer, Commando and Cherokee (1966-1974)
- II E. International Scout (800, 800A, 800B, Scout II, 1967-1973)

(The Repair Guides include general information about the vehicles, including model identification, serial number identification, and engine serial number identification.)

Chilton Book Company, Radnor, Pennsylvania.

APPENDIX C

UTILITY VEHICLE STATISTICS:
MICHIGAN AND WASHINGTON

UTILITY VEHICLE ACCIDENTS: MICHIGAN AND WASHINGTON

The tables shown on the following pages provide detailed statistics for some of the characteristics of utility vehicle crashes in Michigan and Washington. The percentages shown in the tables are based on 6,599 crashes in Michigan and 1,456 crashes in Washington. The sum of the individual percentages in a column does not always equal 100.0 percent because of rounding.

TABLE C1

CHARACTERISTICS OF UTILITY VEHICLE CRASHES

| <u>Hour of Day</u> | <u>Michigan</u> | <u>Washington</u> |
|----------------------|-----------------|-------------------|
| Midnight to 01:00 AM | 3.0% | 4.6% |
| 01:00 AM - 02:00 AM | 3.1 | 3.7 |
| 02:00 AM - 03:00 AM | 3.4 | 3.4 |
| 03:00 AM - 04:00 AM | 1.7 | 1.3 |
| 04:00 AM - 05:00 AM | 1.0 | 0.9 |
| 05:00 AM - 06:00 AM | 0.9 | 0.8 |
| 06:00 AM - 07:00 AM | 2.4 | 2.0 |
| 07:00 AM - 08:00 AM | 3.5 | 3.4 |
| 08:00 AM - 09:00 AM | 3.4 | 3.6 |
| 09:00 AM - 10:00 AM | 3.3 | 3.2 |
| 10:00 AM - 11:00 AM | 3.8 | 4.5 |
| 11:00 AM - Noon | 4.6 | 4.3 |
| Noon to 01:00 PM | 5.3 | 4.7 |
| 01:00 PM - 02:00 PM | 5.7 | 4.8 |
| 02:00 PM - 03:00 PM | 6.3 | 7.8 |
| 03:00 PM - 04:00 PM | 7.4 | 5.1 |
| 04:00 PM - 05:00 PM | 7.7 | 8.6 |
| 05:00 PM - 06:00 PM | 7.3 | 7.9 |
| 06:00 PM - 07:00 PM | 5.6 | 5.6 |
| 07:00 PM - 08:00 PM | 5.2 | 5.2 |
| 08:00 PM - 09:00 PM | 3.9 | 3.7 |
| 09:00 PM - 10:00 PM | 4.1 | 3.4 |
| 10:00 PM - 11:00 PM | 3.4 | 3.5 |
| 11:00 PM - Midnight | 3.8 | 4.0 |
| Not Ascertained | <u>0.1</u> | <u>0.0</u> |
| | 100.0% | 100.0% |
| <u>Day of Week</u> | | |
| Sunday | 12.8% | 13.9% |
| Monday | 12.8 | 12.0 |
| Tuesday | 12.2 | 11.9 |
| Wednesday | 13.0 | 11.9 |
| Thursday | 14.5 | 14.6 |
| Friday | 18.2 | 17.2 |
| Saturday | 16.5 | 18.6 |
| Not Ascertained | <u>0.0</u> | <u>0.0</u> |
| | 100.0% | 100.0% |

 (continued)

TABLE C1
(continued)

| | <u>Michigan</u> | <u>Washington</u> |
|-----------------------------------|-----------------|-------------------|
| <u>Population of City</u> | | |
| Over 250,000 | 5.8% | 8.1% |
| 100,000 - 250,000 | 6.6 | 10.6 |
| 50,000 - 100,000 | 7.9 | 2.3 |
| 25,000 - 50,000 | 8.1 | 9.3 |
| 10,000 - 25,000 | 8.8 | 11.7 |
| 5,000 - 10,000 | 5.1 | 3.0 |
| 2,500 - 5,000 | 4.2 | 3.1 |
| Under 2,500 | 3.5 | 2.8 |
| Townships | 50.1 | 0.0 |
| Missing Data | <u>0.0</u> | <u>49.0</u> |
| | 100.0% | 100.0% |
| <u>Road Surface</u> | | |
| Dry | 45.3% | 65.5% |
| Wet | 19.1 | 23.8 |
| Snow | 35.0 | 3.2 |
| Ice | | 7.2 |
| Other | 0.5 | 0.3 |
| Not Ascertained | <u>0.0</u> | <u>0.1</u> |
| | 100.0% | 100.0% |
| <u>Light Conditions</u> | | |
| Daylight | 59.3% | 60.9% |
| Dawn or Dusk | 5.3 | 4.1 |
| Darkness with Street Lights | 10.5 | 20.2 |
| Darkness without Street Lights | 24.9 | 14.8 |
| Not Ascertained | <u>0.0</u> | <u>0.0</u> |
| | 100.0% | 100.0% |

(continued)

TABLE C1
(continued)

| | <u>Michigan</u> | <u>Washington</u> |
|---|-----------------|-------------------|
| <u>Weather</u> | | |
| Clear or Cloudy | 74.6% | 77.2% |
| Raining | 8.6 | 15.6 |
| Snowing | 16.1 | 2.8 |
| Fog | 0.7 | 4.1 |
| Other or Not Ascertained | <u>0.0</u> | <u>0.2</u> |
| | 100.0% | 100.0% |
| <u>Drinking or Use of Drugs by the Driver</u> | | |
| Had Taken Alcohol or Drugs | 14.2% | 14.6% |
| Had Not Taken Alcohol or Drugs | 82.0% | 48.2% |
| Not Ascertained | <u>3.9</u> | <u>37.3</u> |
| | 100.0% | 100.0% |

APPENDIX D

MULTIPLE REGRESSION
EQUATIONS AND SIMPLE CORRELATIONS
BETWEEN INDEPENDENT VARIABLES

Multiple Regression Equations

The results of regression analyses conducted using accident data from Michigan and Washington are shown in Tables D1 and D2. All variables included in the equations are dichotomous, having the value one or zero. When dummy variables are used as independent variables in regression analysis, one category in each class can be set equal to zero.* All independent variables shown in the tables are significant at the 95 percent level of confidence.

Simple Correlations Between Independent Variables

Tables D3 and D4 show the zero-order (or simple) correlation coefficients between pairs of independent variables. These coefficients indicate the level of association between the independent variables. The statistic can vary in value from -1 to +1. A correlation of +1 shows perfect correlation; such a result means that a variable has been correlated with itself, as is the case along the diagonal. If a simple correlation between two predictor variables in the same equation is around .90 or higher, one variable would be redundant. No independent variables were removed from equations in this study because of high zero-order correlation.

*When the dependent variable is dichotomous the equations are often called linear probability functions. Also, multiple regression with a dependent variable limited to two values is closely related to discriminant analysis. Lansing and Morgan report that such multiple regression equations produce the same statistical results as linear discriminant functions when classification errors are minimized (John B. Lansing and James N. Morgan, *Economic Survey Methods*, Institute for Social Research, The University of Michigan, 1971, pp. 300-301).

**For a discussion of the mathematical basis for this procedure, see: Daniel B. Suits, "The Use of Dummy Variable in Regression Equations," Journal of The American Statistical Association, Vol. 52, 1957, pp. 548-551.

TABLE D1

MULTIPLE REGRESSION: MICHIGAN

Dependent Variable (Y): Utility Vehicle Crash=1, and
Passenger Car Crash=0

Multiple correlation ratio (R) .42
Number of cases 8,000

Multiple determination ratio (R²) .18
Constant term .03

| Independent Variable | Coefficient | Standard Error | T Ratio | Simple Correlation With Y |
|---|-------------|----------------|---------|---------------------------|
| Environmental Characteristics | | | | |
| (X ₁) Upper Peninsula | .19 | .02 | 9.1 | .15 |
| (X ₂) Northern Lower Peninsula | .19 | .02 | 10.0 | .16 |
| (X ₃) Curve in Road | .05 | .01 | 2.2 | .07 |
| (X ₄) Snow or Ice on Road Surface | .11 | .01 | 9.3 | .16 |
| (X ₅) Township | .23 | .02 | 15.6 | .17 |
| (X ₆) City Size: under 25,000 | .18 | .01 | 10.6 | .12 |
| (X ₇) City Size: 25,000-99,999 | .08 | .02 | 4.9 | .06 |
| Driver Characteristics | | | | |
| (X ₈) Age: 20-29 | .18 | .01 | 15.8 | .17 |
| (X ₉) Age: 30-39 | .16 | .01 | 11.3 | .06 |
| (X ₁₀) Sex: Male | .23 | .01 | 19.5 | .23 |

The Equation $Y = .03 + .19X_1 + .19X_2 + .15X_3 + .11X_4 + .23X_5 + .18X_6 + .08X_7 + .18X_8 + .16X_9 + .23X_{10}$

TABLE D2

MULTIPLE REGRESSION: WASHINGTON

Dependent Variable (Y): Utility Vehicle Crash=1, and
Passenger Car Crash=0

Multiple correlation ratio (R) .38
Number of cases 2,740

Multiple determination ratio (R²) .14
Constant term .24

| Independent Variable | Coefficient | Standard Error | T Ratio | Simple Correlation With Y |
|---|-------------|----------------|---------|---------------------------|
| Driver Characteristics | | | | |
| (X ₁) Sex: Male | .22 | .02 | 11.0 | .23 |
| (X ₂) Age: 20-29 | .12 | .02 | 5.7 | .12 |
| (X ₃) Age: 30-39 | .14 | .03 | 5.6 | .09 |
| (X ₄) Age: 60-69 | -.18 | .05 | -3.9 | -.11 |
| (X ₅) Age: 70-79 | -.18 | .07 | -2.6 | -.07 |
| (X ₆) Occupation: Skilled, Semi-skilled | .07 | .03 | 2.7 | .10 |
| Environmental Characteristics | | | | |
| (X ₇) Rural | .11 | .02 | 5.0 | .19 |
| (X ₈) City Size: 100,000 or more | -.10 | .02 | -4.5 | -.15 |
| (X ₉) Curve in Road | .08 | .03 | 2.6 | .13 |
| (X ₁₀) Snow or Ice on Road Surface | .17 | .04 | 4.6 | .14 |

The Equation $Y = .24 + .22X_1 + .12X_2 + .14X_3 - .18X_4 - .18X_5$
 $+ .07X_6 + .11X_7 - .10X_8 + .08X_9 + .17X_{10}$

TABLE D3

SIMPLE CORRELATION BETWEEN INDEPENDENT VARIABLES: MICHIGAN

| | <u>X₍₁₎</u> | <u>X₍₂₎</u> | <u>X₍₃₎</u> | <u>X₍₄₎</u> | <u>X₍₅₎</u> | <u>X₍₆₎</u> | <u>X₍₇₎</u> | <u>X₍₈₎</u> | <u>X₍₉₎</u> | <u>X₍₁₀₎</u> |
|-------------------|------------------------|------------------------|------------------------|------------------------|------------------------|------------------------|------------------------|------------------------|------------------------|-------------------------|
| X ₍₁₎ | 1.00 | -.09 | .05 | .15 | .04 | +.23 | -.14 | -.00 | -.02 | .04 |
| X ₍₂₎ | | 1.00 | .12 | .09 | .19 | .09 | -.16 | .01 | .04 | .04 |
| X ₍₃₎ | | | 1.00 | .03 | .17 | -.04 | -.07 | .04 | -.03 | .03 |
| X ₍₄₎ | | | | 1.00 | .14 | .05 | -.09 | .03 | .02 | .01 |
| X ₍₅₎ | | | | | 1.00 | -.40 | -.43 | .01 | .06 | .05 |
| X ₍₆₎ | | | | | | 1.00 | -.24 | -.00 | -.02 | .00 |
| X ₍₇₎ | | | | | | | 1.00 | .02 | -.05 | -.03 |
| X ₍₈₎ | | | | | | | | 1.00 | -.35 | .04 |
| X ₍₉₎ | | | | | | | | | 1.00 | -.02 |
| X ₍₁₀₎ | | | | | | | | | | 1.00 |

CRASH CHARACTERISTICS

- (X₁) Upper Peninsula
 (X₂) Northern Lower Peninsula
 (X₃) Curve in the Road
 (X₄) Snow or Ice on the Road Surface
 (X₅) Township
 (X₆) City size is under 25,000 (population)
 (X₇) City size is 25,000-99,999 (population)
 (X₈) Age of driver is 20-29 years
 (X₉) Age of driver is 30-39 years
 (X₁₀) Male Driver

TABLE D4

SIMPLE CORRELATION BETWEEN INDEPENDENT VARIABLES: WASHINGTON

| | <u>X₍₁₎</u> | <u>X₍₂₎</u> | <u>X₍₃₎</u> | <u>X₍₄₎</u> | <u>X₍₅₎</u> | <u>X₍₆₎</u> | <u>X₍₇₎</u> | <u>X₍₈₎</u> | <u>X₍₉₎</u> | <u>X₍₁₀₎</u> |
|-------------------|------------------------|------------------------|------------------------|------------------------|------------------------|------------------------|------------------------|------------------------|------------------------|-------------------------|
| X ₍₁₎ | 1.00 | .07 | -.01 | -.02 | .01 | .15 | .09 | -.03 | .08 | .02 |
| X ₍₂₎ | | 1.00 | -.35 | -.15 | -.10 | .08 | .03 | -.02 | .05 | .03 |
| X ₍₃₎ | | | 1.00 | -.10 | -.07 | .05 | .02 | -.03 | -.00 | .02 |
| X ₍₄₎ | | | | 1.00 | -.03 | -.03 | -.01 | .02 | -.06 | -.05 |
| X ₍₅₎ | | | | | 1.00 | -.05 | -.02 | .00 | -.04 | -.04 |
| X ₍₆₎ | | | | | | 1.00 | -.01 | -.03 | .00 | .04 |
| X ₍₇₎ | | | | | | | 1.00 | -.35 | .32 | .24 |
| X ₍₈₎ | | | | | | | | 1.00 | -.15 | -.11 |
| X ₍₉₎ | | | | | | | | | 1.00 | .13 |
| X ₍₁₀₎ | | | | | | | | | | 1.00 |

CRASH CHARACTERISTICS

- (X₁) Male Driver
 (X₂) Age of Driver is 20-29 years
 (X₃) Age of Driver is 30-39 years
 (X₄) Age of Driver is 60-69 years
 (X₅) Age of Driver is 70-79 years
 (X₆) Skilled or Semi-skilled worker
 (X₇) Rural Area
 (X₈) City size is 100,000 or more (population)
 (X₉) Curve in the Road
 (X₁₀) Snow or Ice on the Road

APPENDIX E

APPROXIMATE SAMPLING ERROR

APPROXIMATE SAMPLING ERROR

Some of the findings in this report are based on sample files. For Texas, both utility vehicle and passenger car crashes represent five percent of the total number of crashes. A five percent sample file was also used in the analysis of the total vehicle crashes in Michigan.

Because some of the findings are based on probability samples, one can estimate the range of error due to the fact that a sample instead of a total universe was analyzed. Some approximate sampling errors for different percentages are presented in the table.

TABLE E1

APPROXIMATE SAMPLING ERRORS OF PERCENTAGES*

| <u>Number of Interviews</u> | <u>Reported percentages around:</u> | | | |
|-----------------------------|-------------------------------------|-----------------|-----------------|-----------------|
| | <u>50</u> | <u>30 or 70</u> | <u>20 or 80</u> | <u>10 or 90</u> |
| 20 | 30.0 | 21.4 | 17.8 | 13.4 |
| 50 | 14.2 | 13.0 | 11.4 | 8.5 |
| 100 | 10.0 | 9.2 | 8.0 | 6.0 |
| 200 | 7.0 | 6.8 | 5.6 | 4.2 |
| 500 | 4.4 | 4.1 | 3.6 | 2.7 |
| 1,000 | 3.2 | 3.0 | 2.4 | 1.9 |
| 5,000 | 1.4 | 1.3 | 1.1 | .8 |
| 10,000 | 1.0 | .9 | .8 | .6 |
| 40,000 | .5 | .4 | .4 | .3 |

*The sampling error does not measure the actual error that is involved in specific measurements. It shows that - except for non-sampling errors, errors in reporting, in interpretation, etc. -- differences larger than those found in the table will arise in only 5 cases in 100.

APPENDIX F

EXCERPTS FROM FEDERAL REGULATIONS:

- 1) Part 523 - Vehicle Classification
- 2) Part 533 - Average Fuel Economy
- 3) 49CFR571.3 - FMVSS Definitions

PART 523—VEHICLE CLASSIFICATION

Sec.

523.1 Scope.

523.2 Definitions.

523.3 Automobiles.

523.4 Passenger automobiles.

523.5 Nonpassenger automobiles.

AUTHORITY: Sec. 301, Pub. L. 94-163, 80 Stat. 901 (15 U.S.C. 2001).

§ 523.1 Scope.

This part establishes categories of vehicles that are subject to Title V of the Motor Vehicle Information and Cost Savings Act, 15 U.S.C. 2001 *et. seq.*

§ 523.2 Definitions.

“Approach angle” means the smallest angle, in a plan side view of an automobile, formed by the level surface on which the automobile is standing and a line tangent to the front tire static loaded radius arc and touching the underside of the automobile forward of the front tire.

“Axle clearance” means the vertical distance from the level surface on which an automobile is standing to the lowest point on the axle differential of the automobile.

“Breakover angle” means the supplement of the largest angle, in the plan side view of an automobile, that can be formed by two lines tangent to the front and rear static loaded radii arcs and intersecting at a point on the underside of the automobile.

“Cargo-carrying volume” means the luggage capacity or cargo volume index, as appropriate, and as those terms are defined in 40 CFR 600.315, in the case of automobiles to which either of those terms apply. With respect to automobiles

to which neither of those terms apply, “cargo-carrying volume” means the total volume in cubic feet rounded to the nearest 0.1 cubic feet of either an automobile’s enclosed nonseating space that is intended primarily for carrying cargo and is not accessible from the passenger compartment, or the space intended primarily for carrying cargo bounded in the front by a vertical plane that is perpendicular to the longitudinal centerline of the automobile and passes through the rearmost point on the rearmost seat and elsewhere by the automobile’s interior surfaces.

“Curb weight” is defined the same as “vehicle curb weight” in 40 CFR Part 86.

“Departure angle” means the smallest angle, in a plan side view of an automobile, formed by the level surface on which the automobile is standing and a line tangent to the rear tire static loaded radius arc and touching the underside of the automobile rearward of the rear tire.

“Gross vehicle weight rating” means the value specified by the manufacturer as the loaded weight of a single vehicle.

“Passenger-carrying volume” means the sum of the front seat volume and, if any, rear seat volume, as defined in 40 CFR 600.315, in the case of automobiles to which that term applies. With respect to automobiles to which that term does not apply, “passenger-carrying volume” means the sum in cubic feet, rounded to the nearest 0.1 cubic feet, of the volume of a vehicle’s front seat and seats to the rear of the front seat, as applicable, calculated as follows with the head room, shoulder room, and leg room dimensions determined in accordance with the procedures outlined in Society of Automotive Engineers Recommended Practice J1100a, Motor Vehicle Dimensions (Report of Human Factors Engineering Committee, Society of Automotive Engi-

neers, approved September 1973 and last revised September 1975.)

(a) For front seat volume, divide 1.728 into the product of the following SAE dimensions, measured in inches to the nearest 0.1 inches, and round the quotient to the nearest 0.001 cubic feet.

- (1) H61—Effective head room—front.
- (2) W3—Shoulder room—front.
- (3) L34—Maximum effective leg room—accelerator.

(b) For the volume of seats to the rear of the front seat, divide 1.728 into the product of the following SAE dimensions, measured in inches to the nearest 0.1 inches, and round the quotient to the nearest 0.001 cubic feet.

- (1) H63—Effective head room—second.
- (2) W4—Shoulder room—second.
- (3) L51—Minimum effective leg room—second.

“Running clearance” means the distance from the surface on which an automobile is standing to the lowest point on the automobile, excluding unsprung weight.

“Static loaded radius arc” means a portion of a circle whose center is the center of a standard tire-rim combination of an automobile and whose radius is the distance from that center to the level surface on which the automobile is standing, measured with the automobile at curb weight, the wheel parallel to the vehicle’s longitudinal centerline, and the tire inflated to the manufacturer’s recommended pressure.

“Temporary living quarters” means a space in the interior of an automobile in which people may temporarily live and which includes sleeping surfaces, such as beds, and household conveniences, such as a sink, stove, refrigerator, or toilet.

§ 523.3 Automobile.

(a) An automobile is any 4-wheeled vehicle propelled by fuel which is manufactured primarily for use on public streets, roads, and highways (except any vehicle operated exclusively on a rail or rails), and that either—

- (1) Is rated at 6,000 pounds gross vehicle weight or less; or

(2) Which—

(i) Is rated more than 6,000 pounds gross vehicle weight, but less than 10,000 pounds gross vehicle weight.

(ii) Is a type of vehicle for which the Administrator determines, under paragraph (b) of this section, average fuel economy standards are feasible, and

(iii)(A) Is a type of vehicle for which the Administrator determines, under paragraph (b) of this section, average fuel economy standards will result in significant energy conservation, or

(B) Is a type of vehicle which the Administrator determines, under paragraph (b) of this section, is substantially used for the same purposes as vehicles described in paragraph (a)(1) of this section.

(b) A vehicle that is rated at more than 6,000 pounds and less than 10,000 pounds gross vehicle weight, is manufactured primarily for use in the transportation of not more than 10 individuals, and does not meet the criteria in § 523.5(b)(1) for automobiles capable of off-highway operation is a type of vehicle—

(1) For which average fuel economy standards are feasible, and

(2) Which is substantially used for the same purposes as vehicles described in paragraph (a)(1) of this section.

§ 523.4 Passenger automobile.

A passenger automobile is any automobile (other than an automobile capable of off-highway operation) manufactured primarily for use in the transportation of not more than 10 individuals.

§ 523.5 Nonpassenger automobile.

(a) A nonpassenger automobile is an automobile either designed for off-highway operation, as described in paragraph (b) of this section, or designed to perform at least one of the following functions:

- (1) Transport more than 10 persons;
- (2) Provide temporary living quarters;
- (3) Transport property on an open bed;
- (4) Provide greater cargo-carrying than passenger-carrying volume; or

(5) Permit expanded use of the automobile for cargo-carrying purposes or other nonpassenger-carrying purposes through removal of seats by means installed for that purpose by the automobile's manufacturer or with simple tools, such as screwdrivers and wrenches, so as to create a flat, floor level surface extending from the forward-most point of installation of those seats to the rear of the automobile's interior.

(b) An automobile capable of off-highway operation is an automobile—

- (1) (i) That has 4-wheel drive; or
- (ii) Is rated at more than 6,000 pounds gross vehicle weight; and
- (2) That has at least four of the following characteristics (see Figure 1) calculated when

the automobile is at curb weight, on a level surface, with the front wheels parallel to the automobile's longitudinal centerline, and the tires inflated to the manufacturer's recommended pressure—

- (i) Approach angle of not less than 28 degrees.
- (ii) Breakover angle of not less than 14 degrees.
- (iii) Departure angle of not less than 20 degrees.
- (iv) Running clearance of not less than 8 inches.
- (v) Front and rear axle clearances of not less than 7 inches each.

42 F.R. 38362
July 28, 1977

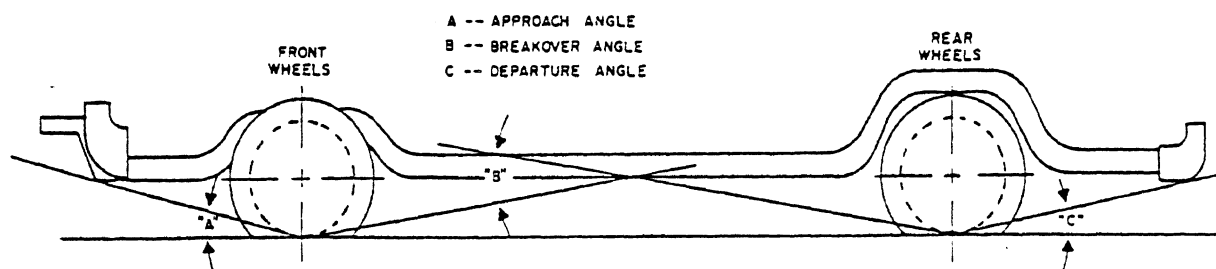


Fig. 1

**PART 533—AVERAGE FUEL ECONOMY STANDARDS FOR
NONPASSENGER AUTOMOBILES**

Sec.

533.1 Scope

533.2 Purpose

533.3 Applicability

533.4 Definitions

533.5 Requirements

533.6 Measurement and calculation procedures

5533.1 Scope. This part establishes average fuel economy standards pursuant to section 502(b) of the Motor Vehicle Information and Cost Savings Act, as amended, for nonpassenger automobiles.

5533.2 Purpose. The purpose of this part is to increase the fuel economy of nonpassenger automobiles by establishing minimum levels of average fuel economy for those vehicles.

5533.3 Applicability. This part applies to manufacturers of nonpassenger automobiles.

5533.4 Definitions.

(a) *Statutory terms.*

(1) The terms "average fuel economy," "average fuel economy standard," "manufacturer," "manufacturer," and "model year" are used as defined in section 501 of the Act.

(2) The term "automobile" is used as defined in section 501 of the Act and in accordance with the determinations in 49 CFR 523.

(b) *Other terms.* As used in this part, unless otherwise required by the context—

"Act" means the Motor Vehicle Information Cost Savings Act, as amended by Pub.L. 94-163.

"Nonpassenger automobile" is used in accordance with the determinations in 49 CFR Part 523.

"Jeep-type vehicle" means a 4-wheel drive, general purpose automobile capable of off-highway operation that has a wheelbase not more than 110 inches, and that has a jeep-type configuration.

5533.5 Requirements

(a) Each manufacturer of nonpassenger automobiles shall comply with the requirement in paragraph (b) of this section, or, at the option of the manufacturer, shall comply with the requirements of paragraph (c) of this section.

(b) The average fuel economy of all nonpassenger automobiles manufactured in model year 1979 by a manufacturer described in paragraph (a) of this section shall be not less than 17.2 mpg, as determined under §533.6.

(c) (1) The average fuel economy of all nonpassenger automobiles, except jeep-type vehicles, manufactured in model year 1979 by a manufacturer described in paragraph (a) of this section, shall be not less than 17.2 mpg, and

(2) The average fuel economy of all jeep-type vehicles manufactured in model year 1979 by a manufacturer, described in paragraph (a) of this section, shall be not less than 15.8 mpg, as determined by §533.6.

5533.6 Measurement and calculation procedures.

(a) Any reference to a class of nonpassenger automobiles manufactured by a manufacturer shall be deemed—

(1) To include all nonpassenger automobiles in that class manufactured by persons who control, are controlled by, or are under common control with, such manufacturer; and

PART 533-1

(2) To exclude all nonpassenger automobiles in that class manufactured (within the meaning of paragraph (a)(1) of this section) during a model year by such manufacturer which are exported prior to the expiration of 30 days following the end of such model year.

(b) The average fuel economy of all nonpassenger automobiles that are manufactured by a

manufacturer and are subject to S533.5(b) or to S533.5(c) shall be determined in accordance with procedures established by the Administrator of the Environmental Protection Agency under section 503(a)(2) of the Act.

42 F.R. 13807
March 14, 1977

Chap. V—Nat. Highway Traffic Safety Admin., Dept. of Trans.

§ 571.1

Title 49—Transportation

Subpart A—General

§ 571.3 Definitions.

(a) *Statutory definitions.* All terms defined in section 102 of the Act are used in their statutory meaning.

(b) *Other definitions.* As used in this chapter—

“Act” means the National Traffic and Motor Vehicle Safety Act of 1966 (29 Stat. 718).

“Approved,” unless used with reference to another person, means approved by the Secretary.

“Boat trailer” means a trailer designed with cradle-type mountings to transport a boat and configured to permit launching of the boat from the rear of the trailer.

“Bus” means a motor vehicle with motive power, except a trailer, designed for carrying more than 10 persons.

“Curb weight” means the weight of a motor vehicle with standard equipment; maximum capacity of engine fuel, oil, and coolant; and, if so equipped, air conditioning and additional weight optional engine.

“Designated seating capacity” means the number of designated seating positions provided.

“Designated seating position” means any plan view location intended by the manufacturer to provide seating accommodation while the vehicle is in motion, for a person at least as large as a fifth percentile adult female, except auxiliary seating accommodations such as temporary or folding jump seats.

“Driver” means the occupant of a motor vehicle seated immediately behind the steering control system.

“Emergency brake” means a mechanism designed to stop a motor vehicle

after a failure of the service brake system.

“5th percentile adult female” means a person possessing the dimensions and weight of the 5th percentile adult female specified for the total age group in Public Health Service Publication No. 1000, Series 11, No. 8, “Weight, Height, and Selected Body Dimensions of Adults.”

“‘Firefighting vehicle’ means a vehicle designed exclusively for the purpose of fighting fires.”

“Fixed collision barrier” means a flat, vertical, unyielding surface with the following characteristics:

(1) The surface is sufficiently large that when struck by a tested vehicle, no portion of the vehicle projects or passes beyond the surface.

(2) The approach is a horizontal surface that is large enough for the vehicle to attain a stable attitude during its approach to the barrier, and that does not restrict vehicle motion during impact.

(3) When struck by a vehicle, the surface and its supporting structure absorb no significant portion of the vehicle’s kinetic energy, so that a performance requirement described in terms of impact with a fixed collision barrier must be met no matter how small an amount of energy is absorbed by the barrier.”

“Forward control” means a configuration in which more than half of the engine length is rearward of the foremost point of the windshield base and the steering wheel hub is in the forward quarter of the vehicle length.

“Gross axle weight rating” or “GAWR” means the value specified by the vehicle manufacturer as the load-carrying capacity of a single axle system, as measured at the tire-ground interfaces.

“Gross combination weight rating” or “GCWR” means the value specified by the manufacturer as the loaded weight of a combination vehicle.

“Gross vehicle weight rating” or “GVWR” means the value specified by the manufacturer as the loaded weight of a single vehicle.

“H point” means the mechanically hinged hip point of a manikin which simulates the actual pivot center of the human torso and thigh, described

in SAE Recommended Practice J826, "Manikins for Use in Defining Vehicle Seating Accommodations," November 1962.

"Head impact area" means all non-glazed surfaces of the interior of a vehicle that are statically contactable by a 6.5-inch diameter spherical head form of a measuring device having a pivot point to "top-of-head" dimension infinitely adjustable from 29 to 33 inches in accordance with the following procedure, or its graphic equivalent:

(a) At each designated seating position, place the pivot point of the measuring device—

(1) For seats that are adjustable fore and aft, at—

(i) The seating reference point; and

(ii) A point 5 inches horizontally forward of the seating reference point and vertically above the seating reference point an amount equal to the rise which results from a 5-inch forward adjustment of the seat or 0.75 inch; and

(2) For seats that are not adjustable fore and aft, at the seating reference point.

(b) With the pivot point to "top-of-head" dimension at each value allowed by the device and the interior dimensions of the vehicle, determine all contact points above the lower windshield glass line and forward of the seating reference point.

(c) With the head form at each contact point, and with the device in a vertical position if no contact points exists for a particular adjusted length, pivot the measuring device forward and downward through all arcs in vertical planes to 90° each side of the vertical longitudinal plane through the seating reference point, until the head form contacts an interior surface or until it is tangent to a horizontal plane 1 inch above the seating reference point, whichever occurs first.

"Interior compartment door" means any door in the interior of the vehicle installed by the manufacturer as a cover for storage space normally used for personal effects.

"Longitudinal" or "longitudinally" means parallel to the longitudinal centerline of the vehicle.

"Motorcycle" means a motor vehicle with motive power having a seat or

saddle for the use of the rider and designed to travel on not more than three wheels in contact with the ground.

"Motor-driven cycle" means a motor-cycle with a motor that produces 5-brake horsepower or less.

"Multipurpose passenger vehicle" means a motor vehicle with motive power, except a trailer, designed to carry 10 persons or less which is constructed either on a truck chassis or with special features for occasional off-road operation.

"Open-body type vehicle" means a vehicle having no occupant compartment top or an occupant compartment top that can be installed or removed by the user at his convenience.

"Outboard designated seating position" means a designated seating position where a longitudinal vertical plane tangent to the outboard side of the seat cushion is less than 12 inches from the innermost point on the inside surface of the vehicle at a height between the seating reference point and the shoulder reference point (as shown in fig. 1 of Federal Motor Vehicle Safety Standard No. 210) and longitudinally between the front and rear edges of the seat cushion.

"Overall vehicle width" means the nominal design dimension of the widest part of the vehicle, exclusive of signal lamps, marker lamps, outside rearview mirrors, flexible fender extensions, and mud flaps, determined with doors and windows closed and the wheels in the straight-ahead position.

"Parking brake" means a mechanism designed to prevent the movement of a stationary motor vehicle.

"Passenger car" means a motor vehicle with motive power, except a multipurpose passenger vehicle, motorcycle, or trailer, designed for carrying 10 persons or less.

"Pelvic impact area" means that area of the door or body side panel adjacent to any outboard designated seating position which is bounded by horizontal planes 7 inches above and 4 inches below the seating reference point and vertical transverse planes 8 inches forward and 2 inches rearward of the seating reference point.

"Pole trailer" means a motor vehicle without motive power designed to be

MPV
Defined

drawn by another motor vehicle and attached to the towing vehicle by means of a reach or pole, or by being boomed or otherwise secured to the towing vehicle, for transporting long or irregularly shaped loads such as poles, pipes, or structural members capable generally of sustaining themselves as beams between the supporting connections.

"School bus" means a bus that is sold, or introduced in interstate commerce, for purposes that include carrying students to and from school or related events, but does not include a bus designed and sold for operation as a common carrier in urban transportation.

"Seating reference point" means the manufacturer's design reference point which—

(a) Establishes the rearmost normal design driving or riding position of each designated seating position in a vehicle;

(b) Has coordinates established relative to the designed vehicle structure;

(c) Simulates the position of the pivot center of the human torso and thigh; and

(d) Is the reference point employed to position the two dimensional templates described in SAE Recommended Practice J826, "Manikins for Use in Defining Vehicle Seating Accommodations," November 1962.

"Semitrailer" means a trailer, except a pole trailer, so constructed that a substantial part of its weight rests upon or is carried by another motor vehicle.

"Service brake" means the primary mechanism designed to stop a motor vehicle.

"Speed attainable in 2 miles" means the speed attainable by accelerating at maximum rate from a standing start for 2 miles on a level surface.

"Torso line" means the line connecting the "H" point and the shoulder reference point as defined in SAE Recommended Practice J787g, "Motor Vehicle Seat Belt Anchorage," September 1966.

"Trailer" means a motor vehicle with or without motive power, designed for carrying persons or property and for being drawn by another motor vehicle.

"Trailer converter dolly" means a trailer chassis equipped with one or more axles, a lower half of a fifth wheel and a drawbar.

"Truck" means a motor vehicle with motive power, except a trailer, designed primarily for the transportation of property or special purpose equipment.

"Truck tractor" means a truck designed primarily for drawing other motor vehicles and not so constructed as to carry a load other than a part of the weight of the vehicle and the load so drawn.

"Unloaded vehicle weight" means the weight of a vehicle with maximum capacity of all fluids necessary for operation of the vehicle, but without cargo or occupants.

"95th percentile adult male" means a person possessing the dimensions and weight of the 95th percentile adult male specified in Public Health Service Publication No. 1000, Series 11, No. 8, "Weight, Height, and Selected Body Dimensions of Adults."

[33 FR 19703, Dec. 25, 1968. Redesignated at 35 FR 5118, Mar. 26, 1970, and amended at 35 FR 5333, Mar. 31, 1970; 35 FR 11242, July 14, 1970; 35 FR 15222, Sept. 30, 1970; 36 FR 2511, Feb. 5, 1971; 36 FR 7058, Apr. 14, 1971; 36 FR 13926, July 28, 1971; 37 FR 3185, Feb. 12, 1972; 37 FR 10938, June 1, 1972; 38 FR 5636, Mar. 2, 1973; 40 FR 8953, Mar. 4, 1975; 40 FR 60035, Dec. 31, 1975; 42 FR 7144, Feb. 7, 1977]

§ 571.4 Explanation of usage.

The word "any," used in connection with a range of values or set of items in the requirements, conditions, and procedures of the standards or regulations in this chapter, means generally the totality of the items or values, any one of which may be selected by the Administration for testing, except where clearly specified otherwise.

Examples: "The vehicle shall meet the requirements of S4.1 when tested at any point between 18 and 22 inches above the ground." This means that the vehicle must be capable of meeting the specified requirements at every point between 18 and 22 inches above the ground. The test in question for a given vehicle may call for a single test (a single impact, for example), but the vehicle must meet the requirement at whatever point the Administration selects, within the specified range.

"Each tire shall be capable of meeting the requirements of this standard when mounted on any rim specified by the manufacturer as suitable for use with that tire." This means that, where the manufacturer specifies more than one rim as suitable for use with a tire, the tire must meet the requirements with whatever rim the Administration selects from the specified group.

"Any one of the items listed below may, at the option of the manufacturer, be substituted for the hardware specified in S4.1." Here the wording clearly indicates that the selection of items is at the manufacturer's option.

[36 FR 2511, Feb. 5, 1971]

§ 571.5 Matter incorporated by reference.

(a) *Incorporation.* There are hereby incorporated, by reference, into this part, all materials referred to in any standard in Subpart B of this part that are not set forth in full in the standard. These materials are thereby made part of this regulation. Materials subject to change are incorporated as they are in effect on the date of adoption of this part, unless the reference to them provides otherwise.

(b) *Availability.* The materials incorporated by reference, other than acts of Congress and matter published elsewhere in the FEDERAL REGISTER, are available as follows:

(1) *Standards of the Society of Automotive Engineers (SAE).* They are published by the Society of Automotive Engineers, Inc. Information and copies may be obtained by writing to: Society of Automotive Engineers, Inc., 400 Commonwealth Drive, Warrendale, Pennsylvania 15096.

(2) *Standards of the American Society for Testing and Materials.* They are published by the American Society for Testing and Materials. Information on copies may be obtained by writing to the American Society for Testing and Materials, 1916 Race Street, Philadelphia, Pa. 19103.

(3) *Standards of the American National Standards Institute.* They are published by the American National Standards Institute. Information and copies may be obtained by writing to: American National Standards Institute, 1430 Broadway, New York, New York 10018.

(4) *Data from the National Health Survey, Public Health Publication No.*

1000, Series 11, No. 8. This is published by the U.S. Department of Health, Education, and Welfare. Copies may be obtained for a price of 35 cents from the Superintendent of Documents, U.S. Government Printing Office, Washington, D.C. 20402.

All incorporated materials are available for inspection at the National Highway Traffic Safety Administration, 400 Seventh Street SW., Washington, D.C. 20591.

[33 FR 19704, Dec. 25, 1968. Redesignated at 35 FR 5118, Mar. 26, 1970, and amended at 35 FR 5120, Mar. 26, 1970; 36 FR 1148, Jan. 23, 1971; 41 FR 52880, Dec. 2, 1976; 41 FR 56812, Dec. 30, 1976]

§ 571.7 Applicability.

(a) *General.* Except as provided in paragraphs (c) and (d) of this section, each standard set forth in subpart B of this part applies according to its terms to all motor vehicles or items of motor vehicle equipment the manufacture of which is completed on or after the effective date of the standard.

(b) [Reserved]

(c) *Military vehicles.* No standard applies to a vehicle or item of equipment manufactured for, and sold directly to, the Armed Forces of the United States in conformity with contractual specifications.

(d) *Export.* No standard applies to a vehicle or item of equipment in the circumstances provided in section 108(b)(5) of the Act (15 U.S.C. 1397 (b)(5)).

(e) *Combining new and used components.* When a new cab is used in the assembly of a truck, the truck will be considered newly manufactured for purposes of paragraph (a) of this section, the application of the requirements of this chapter, and the Act, unless the engine, transmission, and drive axle(s) (as a minimum) of the assembled vehicle are not new, and at least two of these components were taken from the same vehicle.

(f) *Combining new and used components in trailer manufacture.* When new materials are used in the assembly of a trailer, the trailer will be considered newly manufactured for purposes of paragraph (a) of this section, the application of the requirements of

this chapter, and the Act, unless, at a minimum, the trailer running gear assembly (axle(s), wheels, braking and suspension) is not new, and was taken from an existing trailer—

(1) Whose identity is continued in the reassembled vehicle with respect to the Vehicle Identification Number; and

(2) That is owned or leased by the user of the reassembled vehicle.

[33 FR 19703, Dec. 25, 1968, Redesignated, 35 FR 5118, Mar. 26, 1970, and amended at 36 FR 7855, Apr. 27, 1971; 38 FR 12808, May 16, 1973; 40 FR 49341, Oct. 22, 1975; 41 FR 27074, July 1, 1976]

§ 571.8 Effective date.

Notwithstanding the effective date provisions of the motor vehicle safety standards in this part, the effective date of any standard or amendment of a standard issued after September 1, 1971, to which firefighting vehicles must conform shall be, with respect to such vehicles, either 2 years after the date on which such standard or amendment is published in the rules and regulations section of the FEDERAL REGISTER, or the effective date specified in the notice, whichever is later, except as such standard or amendment may otherwise specifically provide with respect to firefighting vehicles.

[36 FR 13927, July 28, 1971]

§ 571.9 Separability.

If any standard established in this part or its application to any person or circumstance is held invalid, the remainder of the part and the application of that standard to other persons or circumstances is not affected thereby.

[33 FR 19705, Dec. 25, 1968, Redesignated at 35 FR 5118, Mar. 26, 1970]

APPENDIX G

1978 ARIZONA UTILITY VEHICLE
INJURY COLLISIONS REPORTED BY
THE DEPARTMENT OF PUBLIC SAFETY

1978 ARIZONA UTILITY VEHICLE INJURY COLLISIONS REPORTED BY THE DEPARTMENT
OF PUBLIC SAFETY

| DATE | YR. & BODY STYLE | VIN. NO. | AGE | SEX | SPEED AND TYPE OF ACCIDENT | INJURIES |
|------------|--------------------------|------------------------------|-----|-----|---|---|
| 01/06/1315 | Toyota Land Cruiser | UNK | UNK | UNK | Hit and run - ran down ramp delimiters | |
| 01/24/0730 | 1972 Toyota Land Cruiser | FJ40124057 H/T | 18 | M | Lost control (50mph) on ice - <u>rollover</u> | |
| 04/02/2300 | 1977 Toyota Land Cruiser | FJ40250022 H/T & Soft Top | 47 | M | Est. 0 stopped. Struck by 78 Datsun (drinking driver, left scene). \$1500. damage to Datsun. No damage or injury to Jeep. | |
| 04/11/1545 | 1977 Toyota Land Cruiser | FJ40239684 | 20 | M | Est. 15mph hit vehicle #2 - failed to stop in time. | |
| 04/24/0000 | 1974 Toyota Land Cruiser | FJ40183812 H/T | 26 | M | Est. 55 mph driver drinking/fell asleep - ran off road <u>overturned</u> . | |
| 05/04/2345 | 1974 Toyota Land Cruiser | FJ40181516 | 33 | M | Est. 30 mph struck vehicle '73 Ford while changing lanes. | |
| 08/01/1530 | 1976 Toyota Land Cruiser | 63450 | 23 | F | Est. 5 mph ran into '70 Chrysler | No injuries |
| 10/05/1845 | 1967 Toyota Land Cruiser | FJ4045575 | 26 | M | Est. 40 mph hit '78 Chev. broadside at intersection. Phoenix P.D. | #4 inj. to Toyota driver. Fatal to Chev. driver. #4 inj to 31 yr. male Chev. pax. #3 to 40 yr. male Chev. pax. #3 to 27 yr. female Chev. pax. |
| 12/09/1115 | 1979 Toyota Land Cruiser | FJ4078851 | 24 | M | Est. 20 mph climbing Mt. Lemon - slid on ice Pima County S.D. | |
| 12/29/2030 | 1977 Toyota Land Cruiser | FJ40250167 | 32 | M | Est. 50 mph collided head on with 77 Chev. at 45 mph. Phoenix P.D. | Fatal to Chev. driver (45 yr. male), serious #4 inj. to Chev. female 40 yr, & #3 to 18 yr male Chev. pax (#3 inj. to Toyota driver) |

| DATE | YR. & BODY STYLE | VIN NO. | AGE | SEX | SPEED AND TYPE OF ACCIDENT | INJURIES |
|------------|------------------------|---------------|-----|-----|--|-------------|
| 01/09/0749 | 71 Toyota Land Cruiser | UNK | UNK | M | Ran into vehicle rear - 4 cars - 60 mph rollover 1 ejection (73 Chev.Blazer - 75 Int.Scout II) | |
| 01/13/1440 | 73 Toyota Landcruiser | UNK | UNK | UNK | Rear -ended (stopped) by 2 other cars. | |
| 01/12/1415 | 73 Toyota | UNK | UNK | UNK | X-road collision, hit Mustang | |
| 01/13/0136 | 65 Toyota | UNK | UNK | UNK | Stopped for light rear-ended by VW. | |
| 01/07/1850 | 74 Chevy Blazer | UNK | UNK | UNK | Both drivers DWI | No injuries |
| | 77 Chevy Blazer | UNK | UNK | UNK | Hit at inter-section | No injuries |
| | 75 Chevy Blazer | UNK | 57 | M | (DOT vehicle) 20 mph collision | |
| 01/19/1935 | 75 Chevy Blazer | CKY185F158253 | 19 | M | "Ultra-Wide" tires skidded into rear of patrol car | |
| 01/28/1210 | 74 Chevy Blazer | CKY184F182565 | 37 | M | Overcorrected 55 mph towing trailer - <u>overturned</u> | |
| 02/01/0220 | 70 Chevy Blazer | KS1805147180 | 33 | M | <u>Overturned</u> - swerved 40 mph, alcohol factor? | |
| 02/02/0735 | 74 Chevy Blazer | CKY184F114989 | 35 | F | Collision 15 mph | |
| 02/03/1050 | 71 Chevy S/W Blazer | KE1818673058 | 21 | M | 25 mph collision | |
| 02/12/1745 | 74 Chevy Blazer | CKY184F122545 | 19 | M | <u>Rollover</u> - alcohol DWI | |
| 02/15/1759 | 76 Chevy Blazer | UNK | UNK | UNK | 65 mph collision | |
| 02/16/0645 | 74 Chevy Blazer | CKY184F161540 | 41 | M | Uphill at 25 mph, lost traction, skidded on snow, overcorrected, collision 2nd vehicle (76 GMC) | |
| 02/21/0720 | 74 Chevy Blazer | CKY164F102849 | 47 | UNK | 3 car accident | |
| 02/22/0845 | 72 Chevy Blazer | CKE182F187949 | 23 | UNK | Passing car which turned into Blazer | |
| 03/02/0815 | 75 Chevy Blazer | CK4185F107784 | 61 | M | 15 mph skid snow, Jeep into Blazer | |
| 03/02/1056 | 77 AMC Jeep Wagon | J7A15M2020862 | 46 | M | K + Apache Indian Reservation McNay | |

G-3

| DATE | YR. & BODY STYLE | VIN. NO. | AGE | SEX | SPEED AND TYPE OF ACCIDENT | INJURIES |
|------------|------------------------|----------------|-----|-----|--|----------|
| 03/03/0155 | 71 Chev Blazer | KE1815663530 | 56 | M | DWI drove up embankment until <u>rolled over</u> . | |
| 03/05/0830 | 73 Chev Blazer | CKY183F111965 | 25 | M | 30 mph est., ice, lost control, <u>rollover</u> . | |
| 03/05/0900 | 77 Chev Blazer | CKR187F150188 | 43 | F | 35 mph est., ice, sideswiped 77 GMC tractor-trailer, no damage. | |
| 03/05/1730 | 70 Chev Blazer | KE1145272021 | 36 | M | 20 mph est; snow, lost control, damaged in snowback. | |
| 03/15/1810 | 77 Chev Blazer | CKR187F106640 | 32 | M | Est. 65 mph, blinded by sun, overran rear of 71 Chev. | |
| 03/19/1630 | 74 Chev. Blazer | CKY184F184157 | 22 | UNK | Est. 50 mph, rocks kicked-up by passing vehicle (no collision) | |
| 03/24/1800 | 73 Chev. Blazer | CKY183F181194 | 48 | F | Est. 55 mph, lost control in wind of passing tractor-trailer - towing 13' cardinal travel trailer. | |
| 04/02/0800 | 75 Chev. Blazer | CK4185F126275 | UNK | UNK | No driver, <u>rollover</u> , driver stepped outside when went into reverse down 190'. | |
| 04/08/0630 | 77 Chev. K-5 Blazer | CKL1872199490 | 22 | M | 50 mph lost control rolled down embankment 1½ times, <u>rollover</u> . | |
| 04/08/1435 | 73 Chev Blazer | CKY183F1355998 | 38 | F | Est. 50 mph lost control <u>rolled over</u> 1½ times | |
| 04/08/1600 | 77 Chev Blazer | CKL187F224048 | 20 | M | Hit by 78 Chev. faster moving vehicle. | |
| 04/13/0740 | 74 Chev Blazer | CKY184F190239 | 24 | M | Est. 2-4 mph started up at inter-section behind car which stopped, ran into it. (Ran into rear of Datsun 78, 2 dr cpe, 300-500 damage - no damage to Blazer) | |
| 04/21/1552 | 69 Chev Blazer | BKE1495873521 | 53 | UNK | Hit guard rail, towing trailer with bulldozer on it, lost control. | |

| DATE | YR. & BODY STYLE | VIN. NO. | AGE | SEX | SPEED AND TYPE OF ACCIDENT | INJURIES |
|------------|------------------------------|----------------|-----|-----|---|---|
| 05/09/0810 | 75 Chev Blazer (hard-top) | IH57HSR521188 | 23 | M | Est. 35 mph struck rear of stopped '75 Chev. | |
| 05/27/1400 | 77 Chev Blazer | 5CKR187F195405 | 32 | M | Est. 45 mph lost control towing trailer, <u>rolled over</u> on rt. side. | (No injuries to driver or 4 pax.) |
| 06/04/0145 | 73 Chev Blazer | CKY183F104090 | 22 | M | Est. 65 mph drinking - lost control & ran off road | No injuries |
| 06/11/1500 | 74 Chev Blazer | CKY184F151570 | 24 | M | Est. 65 mph <u>rollover</u> , fell asleep, hit embankment. | #3 inj. to driver, #4 inj. to 3 pax. |
| 07/15/0600 | 76 Chev Blazer | CKL186F217810 | 20 | F | Est. 45 mph ran off road - <u>rollover</u> . | No injury |
| 07/17/1645 | 70 Chev Blazer | KE1805174418 | 19 | M | Est. 45 mph, hit 59 Chev. in rear, 3 cars involved. | |
| 07/26/1055 | 73 Chev Blazer | CKY183F138638 | 29 | F | Est. 45 mph inter-section collision with 77 Ford P.U. | No injury |
| 08/04/2250 | 72 Chev Blazer | CKE1825166761 | 24 | M | 50 mph, <u>rollover</u> , rock embankment | 4 injured |
| 08/18/1240 | 77 Chev Blazer | CKR187F132216 | 21 | M | Est. 50 mph, jackknifed when applied brakes, towing 70 Ford vehicle. | |
| 08/30/1245 | 71 Chev Blazer | KE1815669669 | 63 | M | Est. 35 mph - <u>rollover</u> . Drove off road to avoid vehicle, was towing 77 Firebird. Lost control & OT. | |
| 08/30/1555 | 77 Chev Blazer K-5 | CKR187F153648 | 23 | M | Est. 60 mph - <u>rollover</u> . Struck 77 Dodge Van and overturned. | |
| 09/04/2000 | 71 Chev Blazer | KE1815655390 | 30 | M | Est 60 + mph, lost control, hit 2 other vehicles, including a 1978 Chev suburban. | |
| 09/30/1815 | 73 Chev Blazer | CKY183F118177 | 57 | UNK | Est. 65 mph, lost control went off road & <u>rollover</u> . | |
| 10/12/1300 | 74 Chev Blazer | CKY184F167521 | 22 | M | Est. 0 mph, struck from behind while on ramp, minor damage. | |

| <u>DATE</u> | <u>YR. & BODY STYLE</u> | <u>VIN. NO.</u> | <u>AGE</u> | <u>SEX</u> | <u>SPEED AND TYPE OF ACCIDENT</u> | <u>INJURIES</u> |
|-------------|---------------------------------|-----------------|------------|------------|--|-----------------|
| 10/13/0630 | 77 Chev. Blazer | CKR1872179576 | 20 | M | Est. 50 mph, <u>rollover</u> , fell asleep, ran through 50' barbed wire. | |
| 10/15/1000 | 73 Chev Blazer | CKY18F105456 | 18 | F | Struck in rear by 64 Ford Van, est. 25 mph. | |
| 10/17/2045 | 78 Chev 4WD Sta Wag(Blazer?) | CKL1882121673 | 33 | M | Est. 55 mph, <u>rollover</u> , fell asleep and overturned in median. | |
| 10/19/0650 | 72 Chev Blazer | CKE182F167874 | 26 | M | Est. 45 mph, hit by tire and wheel rolling down road. | |
| 10/21/0012 | 71 Chev Blazer | KE1815652333 | 47 | M | Est. 20 mph, intersection collision. | |
| 10/21/0140 | 73 Chev Blazer | CKY18F109123 | 27 | M | Est. 55 mph, hit by 69 Chevy while passed, minor damages. | |
| 10/21/0700 | 73 Chev Blazer | CKY183F180702 | 32 | M | Est. 15 mph, hit by 74 Mazda in turn. | |
| 11/01/1600 | 78 Chev Blazer | CKL188Z198832 | 19 | M | Est. 3 mph, hit rear of 74 Datsun | |
| 11/05/1435 | 73 KS Chev Blazer | CKY183F126985 | 26 | M | Est. 5 mph, X-section collision. | |
| 12/02/1530 | 73 Chev Blazer | CKL188F149286 | 29 | M | Est. 0 mph, ran into from behind by 73 Dodge truck. | |
| 12/02/2030 | 78 Chev Blazer | CKL188Z206590 | 35 | M | Est. 62 mph. Ran into rear of 72 Ford stopping suddenly. | |
| 12/08/1830 | 74 Blazer | CKY184F129550 | 24 | M | Est. 45 mph, <u>rollover</u> , lost control | |

| DATE | YR. & BODY STYLE | VIN. NO. | AGE | SEX | SPEED AND TYPE OF ACCIDENT | INJURIES |
|------------|----------------------------|----------------|-----|-----|--|--------------|
| 01/09/1230 | 76 Jeep Pick-up | UNK | 77 | UNK | 55 mph collision with 75 Nova | #4 injury |
| 01/13/1415 | 75 CJ5 Jeep Ragtop | UNK | 56 | M | 10 mph collision/ 2nd vehicle | No injuries. |
| 01/13/2310 | 72 Jeep Wagoneer | UNK | 35 | M | Flipped end over end. | |
| 01/15/1300 | 67 Jeepster Convert. | UNK | 72 | M | Skidded on ice. | No injuries |
| 01/15/1300 | 76 Jeep Special | J6F83AE072513 | 26 | M | Hit on side 15 mph/snow/2nd vehicle | 2 inj. |
| 01/16/0600 | 65 Jeep Sta. Wagon | 1414C50381 | 30 | M | Spun out on ice road hit guard rail - 40 mph | |
| 01/17/0730 | 75 Jeep CJ5 | J5F83AH022706 | 25 | M | Skidded on ice, rollover, 1 1/2 times "wearing seat belts" | Injury |
| 01/18/0630 | 68 Jeep Commando Sta. Mag. | 8705F173023 | 65 | UNK | Left rear fender hit 5 mph by 2nd vehicle. | |
| 01/20/0915 | 51 Jeep | RMC 1143 | 26 | M | Lost control on ice and overturned. | |
| 01/20/1600 | 73 CJ5 | J3F8335TH72790 | 21 | M | 60 mph went off road, spun & rolled on side. | |
| 01/21/1015 | 74 CJ5 Jeep | J4F835TA45585 | 22 | UNK | Tire & axle came off at 55 mph - hit other car. | No injuries. |
| 01/21/1540 | 70 Jeep (P0) | 8513-17980) | 56 | UNK | Hit from rear. | |
| 01/22/1400 | 69 Jeepster Comm. Roadster | 8705F1750886 | 46 | UNK | Towed trailer came off Jeep hitch. | |
| 01/23/0910 | 72 Jeep Pick-up | J2F87HVE00078 | 28 | M | 2 mph inter-section collision. | |
| 01/29/1921 | 76 "Special" Jeep AMC | J6F83AA085228 | 27 | M | Rolled 1-3/4 times. | |
| 01/30/1000 | 74 Jeep CJ5 | J4F835TH87350 | 24 | M | Ran into rear of Sta. Wagon | No injuries. |
| 01/30/1245 | 75 AMC Jeep CJ5-open body | J5M83AA041476 | 29 | M | Pulling cotton trailer, lost control, 15 mph, spun out. | |

| DATE | YR. & BODY STYLE | VIN. NO. | AGE | SEX | SPEED AND TYPE OF ACCIDENT | INJURIES |
|------------|-----------------------------|-------------------------------------|-----|-----|--|--------------|
| 02/01/0640 | 47 Willys Jeep | 130426 | 55 | M | Ice, fog - head on collision with 175 GMC stepvan, floatation tires | 2 fatalities |
| 02/12/1330 | 77 Jeep Sta. Wagon | J7A18MP020543 | 27 | F | Stopped. Struck in rear | |
| 02/14/0645 | 68 Jeep Wagon- eer SNAWD | 1414C5109303 | 51 | M | Tried to stop on ice, 15-25 mph, skidded into rock. | |
| 02/17/1728 | 71 Jeep CJ5 | 8305037367653 | 35 | M | Rear end into 2 other stopped vehicles. | |
| 02/19/1430 | 76 Jeep Sta. Wag. | J6A15MN099734 | 64 | | Forced into embankment. | |
| 02/20/1760 | 72 Jeep Sta. Wag. | J2F835TH32273 | 24 | | 360° Rollover, rollbar. | |
| 02/26/0110 | 74 Jeep AMC CJ5 Universal | JAF835TH09796 | 25 | M | Missed curve, rollover, driver asleep? | |
| 02/27/0940 | 76 CJ7 Jeep | UNK | 32 | M | 73 Dodge motor home towing Jeep, Jeep sideswiped 77 Datsun. | |
| 02/28/1525 | 77 AMC Jeep CJ7 Special | J7M93EA085490 | 59 | M | Rain - boulder fell into road onto Jeep. | |
| 03/02/1056 | 77 AMC Jeep Wagon | J7A15M2020862 | 46 | M | K + Apache Ind. Reserv. McNay | |
| 03/02/0815 | 75 Chevy Blazer | CKY185F107784 | 61 | M | 15 mph skid snow Jeep into Blazer | |
| 03/05/2015 | 75 AMC Jeep CJ5 | J5F83AA657084 | 20 | M | Rollover, est 40 mph | Fatal |
| 03/07/1820 | 77 AMC Jeep Sta. Wag. | J4F835TH58579 | 36 | M | Est. 20 mph, lost control off road, Rollover multiple times down 600 grade. | Fatal |
| 03/16/1435 | 68 Jeep 5 ton milit. truck | 348600-68-0327-10325 Kaizer USMC | 21 | M | Est. 45 mph, tire blew out, into concrete wall. | |
| 03/18/0735 | 75 Jeep SP | J5F16MA047731 | 38 | M | Est. 40 mph, skidded into ditch. | |
| 03/19/2135 | 76 AMD Jeep Truck J-10(box) | J6A25MP073364 | 30 | M | Driver DWI was hit by Jeep in hit & run. Est. 25 mph, police stopped vehicle for no current registration & no drivers lic. | |

| DATE | YR. & BODY STYLE | VIN. NO. | AGE | SEX | SPEED AND TYPE OF ACCIDENT | INJURIES |
|------------|------------------------------|----------------------------|-----|-----|---|----------|
| 03/20/1650 | 67 Jeep Spectral | 8305C210723 | 33 | M | Ran off curve, rollover. Ejected and fire. | Fatal |
| 03/22/1605 | 57 Willys Jeep | 37246 | 64 | | Est. 45 mph, hit in rear by overrunning 66 Mack tractor-trailer. | |
| 03/23/2130 | 76 Jeep CJ7 | J6F93EH05411 | 33 | | Est. 60+ mph 3 Rollover - alcohol. | |
| 03/24/1545 | 77 AMC Jeep Hard Top CJ7 | 27893EH067434 | 22 | M | Est. 35-40 mph, hit car (69 Chevy) in rear - couldn't stop in time. | |
| 03/28/1220 | 73 Jeep | UNK | 18 | M | Est. 35 mph, hit rear of car pushing it into third vehicle. | |
| 03/29/1655 | 70 Jeep S/W Sta. Wag. | 8705F1758788 | 19 | F | Hit car while passing. | |
| 03/30/1410 | 71 Jeep Gladiator Series 4WD | 3408X19600793 J4600 Series | 44 | M | Unable to stop in time, est. 40 mph, DWI. | |
| 03/30/1950 | 68 Jeep 4WD | 8705F1727042 | 47 | M | Est. 55 mph (Impacted Bull in Road) - killed bull. | |
| 03/31/1555 | 70 Jeep USPO DJ5A | 851363396 | 40 | M | Est. 7 mph, left turn - hit. | |
| 04/01/1105 | 68 Jeep Wagoneer SW4WD | 1414C19300185 | 54 | M | Est. 40 mph, slid into rear of 74 Chev. as making turn in snow. | |
| 04/02/1650 | 75 Jeep Wagoneer U.S. Govt. | 040746 | 53 | M | Est. 55 mph, skidded in snow lost control, rolled over. | |
| 04/02/2350 | 75 Jeep CJ5 | J5F83AA041879 | 24 | M | Est. 50 mph lost traction & overturned in median. | |
| 04/05/1250 | 72 Jeep Wagoneer Std. | J2A1440N08724 | 55 | F | Est. 2 mph struck car ahead at x-section which had started up and stopped again. | |
| 04/05/1600 | 73 Jeep Spl. | J3F835TH13095 | 34 | M | Est. 20 mph, unable to stop in time - hit '62 Merc. Comet. | |
| 04/07/0860 | 78 Jeep P.U. | J8A45NN042037 | 25 | M | Est 5 mph. Hit from behind by 73 VW Bug. "Vehicle No. 2 received substantial damage to front end & Veh. #2 (Jeep) received point transfer & minor scratches". | |

| DATE | YR. & BODY STYLE | VIN. NO. | AGE | SEX | SPEED AND TYPE OF ACCIDENT | INJURIES |
|------------|---------------------------------|---------------------------|-----|-----|---|----------|
| 04/08/1550 | 78 AMC Jeep CJ5 (open body) | J8M93EA016023 | 29 | M | Est. 25 mph skidded and collided with 77 Chev. P.U. | |
| 04/08/1640 | 76 AMC Jeep CJ7 (open body) | JGF93EH102289 | 25 | M | Lost control avoiding another vehicle & <u>rolled over</u> Roll-bar & Seatbelts. | |
| 04/11/1200 | 74 AMC Jeep Wagoneer-Custon | J4A154CP80812 | 60 | M | Est. 35 mph failed to stop in time. Hit rear of 77 Ford. | |
| 04/13/2235 | 76 Jeep | UNK | 22 | M | Est. 55 mph - had been drinking - hit guardrail and spun around - appeared in stupor. Father owned Jeep. | |
| 04/16/1630 | 72 Jeep Com- mando-Roadster | J2A87FVH38187 | 57 | M | Est. 55 mph brakes on trailer caught fire - stopped off road. | |
| 04/25/0117 | 69 Jeep | 35666 | 50 | M | Est. 45 mph/20 mph over curve, <u>rollover</u> , into canyon, alcohol factor - ejected occup. | Fatal |
| 04/25/1715 | 70 AMC Jeep CJ5 Universal | 8305017-364549 | 26 | M | Est. 25 mph, blowing dust obscured vision and run into by 74 Ford. | |
| 04/26/0545 | 77 AMC City CJ7 (open body) | J7F93EH123042 | 23 | M | Est. 35 mph, struck boulder on curve avoiding 2nd vehicle. Ext. damage. | |
| 05/01/1650 | 69 AMC Jeep | 851311395 | 22 | F | Est. 50 mph, Daughter hit shift lever, went into skid <u>overturned</u> on left side. | |
| 05/04/0100 | 68 Jeep CJ5 | 83055239035 | 22 | M | Est. 25 mph, missed curve, <u>rolled over</u> embankment. | |
| 05/06/1045 | 68 Ariz. Natl. Gd. Ford Jeep | 2R4860 MISIAI Military | 32 | M | 50 mph, swerved, lost control <u>overturned</u> on rt. side. | |
| 05/06/1705 | 77 AMC Jeep Wagoneer | J7A15MN012983 | 35 | M | Est. 55 mph, struck in rear by overtaking 69 Chevy whose driver panicked and ran from scene. | |

G-10

| DATE | YR. & BODY STYLE | VIN. NO. | AGE | SEX | SPEED AND TYPE OF ACCIDENT | INJURIES |
|------------|--------------------------|---------------|-----|-----|--|---|
| 05/07/1530 | 72 Jeep Wagoneer | J2A144CN19361 | 57 | F | Est. 50 mph - struck in rear. | No injuries |
| 05/11/0850 | 69 USPO Jeep DJ5A | P916627 | 31 | F | 0 mph. Stopped at inter-section, started up and stopped and 69 Ford struck rear end. | |
| 05/16/1140 | 76 Jeep CJ5 | J6F83EA001450 | 25 | F | Stopped. Hit from behind, Est. 0. | |
| 05/17/1637 | 73 Jeep | J3F35TH19637 | 20 | F | Est. 60 mph, lost control - overcorrected rollover 2½ times. | Driver injury #4 & 1 male pax age 25 inj. #4. |
| 05/18/1910 | 68 Jeepster Commando S/M | 8705F1750848 | 31 | M | Est. 50 mph. Jeep hit from rear by 73 MG convert. Jeep lost control and ended up in ditch. | No inj to driver, pax M 15 inj. #2. |
| 05/19/1345 | 73 Jeep | UNK | 18 | M | Est. 55 mph off road into arroyo, overturned. | Driver inj. #4, 1 F pax. 18 inj. #4. |
| 05/21/0230 | 73 Jeep CJ5 | J3F835TH40354 | 22 | M | Est. 50 mph. Lost control rollover on left side. | Driver no injury. |
| 05/21/0300 | 76 Jeep CJ7 | J6A93EH031851 | 21 | M | Est. 55 mph, rollover on left side, lost control shoulder. | Driver no Injury. 1 pax M 21 no injury. |
| 05/21/1950 | 78 Jeep Spl. CJ7 | J8M93EA100816 | 32 | M | Est. 36 mph rollover, factory STD rollbar Fiberglass top. | Fatal |
| 05/26/1430 | 76 AMC Jeep CJ-7 | J6F93EH019401 | 16 | M | Est. 25 mph, hit another 69 Ford Pick-up on narrow curve, on a mountain road. | No inj. to driver. |
| 05/29/1520 | 76 CJ7 Jeep | J6M93EA073558 | 21 | M | Est. 35 mph, lost control on curve and rolled over, *equipped with rollbar & wearing seat belt | No injury. |
| 05/31/0730 | 71 Jeep Wagon | 8705F37069470 | 37 | M | Est. 0 impact in passing stopped 73 Merc. | No injury. |
| 06/02/0840 | 69 Jeep Sta. Wag. | 8705F1753438 | 57 | F | Est. 55 mph, left front wheel came off. | No injury. |
| 06/02/1740 | 76 Jeep Wagon | J6F83EE072954 | 27 | M | Est. 35 mph, lost control sharp curve Rollover. | Inj. #3 driver Inj. #3 F 24 yr. pax. |

| DATE | YR. & BODY STYLE | VIN. NO. | AGE | SEX | SPEED AND TYPE OF ACCIDENT | INJURIES |
|------------|---------------------------|----------------|-----|-----|---|---|
| 06/03/0144 | 76 Jeep CJ5 | J6F83AH001532 | 43 | M | Est. 25 mph, hit in rear by 69 Olds at 51 mph est. | Fatal |
| 06/11/0115 | 76 Jeep CJ7 | J6A93AH005472 | 50 | M | Est. 55 mph, hit 73 Chev. in lane change. | No injury to Jeep driver (#3 inj. to Chev. 73 Driver age 24 M.) |
| 06/19/0720 | 75 Jeep Sta. Wagon | J5A15MP010934 | 34 | M | Est. 0 stopped, hit from rear by 65 Dodge | No injury to Jeep driver #3 inj. to driver of other vehicle 19 F. |
| 06/21/1800 | 74 Jeep CJ5 (Conv.) | J4F8335TA38544 | 35 | UNK | Est. 45 mph inter-section collision with 63 Wagon Plymouth | No injury. |
| 06/28/0330 | 76 Jeep CJ7 | T6593E4001613 | 23 | M | Est. 45 mph. Pax 22 F. "fell out" rollbar at 45 mph | DWI |
| 06/28/2154 | 75 AMC PO Jeep DJ5D | DJ5D5000153 | 57 | UNK | (3 cars hit by 73 Merc. Coug., hit 2nd vehicle jumped median) | Driver fatal. |
| 06/30/2045 | 77 Jeep Conv. CJ5 | J7F83EH071014 | 33 | M | Est. 60 mph, tipped at 45° (side) | Fatal |
| 07/01/2300 | 78 AMC Jeep CJ7 | J8A93EH121041 | 19 | M | Est. 50 mph, while being passed by Tractor-trailer drifted over and impacted. | No injury. |
| 07/02/1210 | 64 Jeep Sta. Wag. | 141422704 | 37 | M | Est. 40 mph yielded to bus at freeway ramp. | #3 inj. to driver & child age 8 M |
| 07/02/2000 | 76 Jeep CJ5 Conv. | J6F85EH081251 | 25 | M | Est. 50 mph, ran off road and over corrected, and overturned. | No injury. |
| 07/03/0130 | 73 Jeep CJ5 | J3F835T1146722 | 24 | M | Est. 35 mph, curve - lost control rollover (rollbar) | 3 inj & 1 fatal |
| 07/03/0750 | 73 Jeep Special | J3F835TA32134 | 19 | M | Est. 55 mph, driver ejected, ran into rear of 76 Mazda - broke axle. | |
| 07/03/1010 | 71 AMC Jeep CJ5 Universal | 830501735140 | 21 | M | Est. 35 mph, ran off road at off-ramp. | No injuries. |
| 07/03/1315 | 75 AMC Jeep CJ5 Conv. | J5F833AE023923 | 36 | F | Est. 50 mph, fell asleep, overcorrected. Rollover | #3 inj. driver. no pax. |

| DATE | YR. & BODY STYLE | VIN. NO. | AGE | SEX | SPEED AND TYPE OF ACCIDENT | INJURIES |
|------------|--------------------------------|---------------|-----|-----|--|---|
| 07/08/1535 | 76 AMC Jeep CJ5 Conv. | J6F83AA085228 | 27 | M | Est. 15 mph hit 77 Ford pick-up in rear. | No injuries. |
| 07/09/1330 | 42 Willys Jeep | 358116 | UNK | UNK | Est. UNK speed., caught bumper of 74 Chev. on ramp. | No injuries. |
| 07/11/0530 | 71 Jeepster | 8705F17072959 | 19 | M | Est. 55-70 mph. <u>Rollover</u> lost control. | #3 inj. to driver and #4 inj. to M 16 pax. |
| 07/11/1255 | 75 AMC Jeep USDA CJ6 Open Body | J5F84CH059219 | 32 | M | Est. 50-50 mph drove to left of center line, lost control (5 pax.) | |
| 07/14/1400 | AMC CJ5 Jeep | J4F835TA02230 | 28 | M | 276° left curve, lost control, rolled (CJ5 Jeep parked) Rollbar & seat belt fastened, not ejected. | Fatal Driver died of fx neck and head injury. |
| 07/15/1700 | 77 Jeep CJ5 | J7F83EH073836 | 36 | M | Est. 45 mph, ran into 73 Chev. on ramp | No injury. |
| 07/16/1510 | 73 Jeep CJ5 Convert. | J3F835TH45630 | 29 | M | Est. 55 mph lost control on curve rollover on left side, driver & pax. ejected, alcohol involved. | |
| 07/22/1735 | 73 Maggoffen Custom | J8A15NP071316 | 64 | M | Est. 28 mph, hit 76 Saab | No injury. |
| 07/24/0930 | 73 Jeep Special Cloth Top | UNK | 16 | F | End over end 45', no speed given - too fast - 75' broadrail skid - airborne 27' and 20' before 1st impact. | 2 fatal (including driver and 15 yr. F rolled over ejected - 16 yr. M ejected rear seat. Driver ejected.) |
| 07/28/1840 | 69 Jeep CJ5 Universal | 8305017356305 | 18 | M | Est. 45 mph, hit embankment. Rolled 1½ times <u>Rollover</u> . Driver ejected. | #4 inj. driver |
| 08/04/0250 | 78 Jeep CJ5 (open body) | J8F83EH079858 | 34 | M | Est. 1 mph, crossing median - Pax. bumped head Straight down embankment. | |
| 08/09/0745 | 72 Jeep CJ5 | J3F835TH25630 | 29 | M | Est. 40 mph <u>Rollover</u> on | Inj. leg. |

| DATE | YR. & BODY STYLE | VIN. NO. | AGE | SEX | SPEED AND TYPE OF ACCIDENT | INJURIES |
|-----------------|---------------------------------|----------------|-----|-----|---|---|
| 08/12/1645 | 51 Willys Jeep (& 79 Blazer) | MUD43352 | 29 | M | Est. 35 mph, towing 1979 Chev. Blazer which <u>overturned.</u> | |
| 08/13/0630 | 76 Jeep-2 dr. Cherokee "S" | 56A17MZ072404 | 53 | M | Est. 50 mph, lost control towing 25' trailer, trailer overturned. | |
| 08/18/1237 | 67 Jeep CJ5 | 8305A229896 | 63 | M | Est. 0 mph, 3 vehicle collision. | |
| 08/23/0950 | 70 Jeep Commando S/W | 8705F1762382 | 47 | M | Est. 0 mph, inter-section 1st vehicle stopped Jeep started up into it. | |
| 08/26/1530 | 74 Jeep Renegade | 2J4F835TH05038 | 17 | M | No speed est. DWI (manslaughter charges) ran off highway & hit rock & embankment, <u>rolled over.</u> Age 30 pax. F | Age 22 F pax died 9/6/78 Age 23 F pax punctured lung, fx rib, fx collar bone. |
| G-14 08/23/2150 | Jeep | UNK | | | Parked, hit by DWI | Fatal 9/9/78 |
| 08/31/0800 | 70 Jeep | 45850DGD16307 | 35 | M | Est. 0, hit in rear, 3 car collision. | |
| 09/06/1000 | 67 Jeep | 8705F1619312 | 47 | UNK | Est. 40 mph <u>Rollover</u> , lost control towing 17' trailer. | |
| 09/08/1705 | 73 Jeep | J4M144CN33977 | 32 | M | Est. 40 mph, hit in rear by tractor-trailer. | |
| 09/13/1855 | 78 AMC Jeep CJ5 Open Body | J8F83AE038061 | 25 | M | Est. 35 mph, lost control in rapid lane change, <u>rolled</u> onto left side & hit 73 Chev. van, rotated 170°, ejected pax. | Fatal M 29, inj. pax F 26, F 52 |
| 09/15/1120 | 73 Jeep Wagoneer Custom | J3A154CP07451 | 43 | M | Est. 25 mph, Flying gravel windshield crack. | |
| 09/15/1635 | 66 Jeep P/U | 100612 | 38 | M | Est. 5-10 mph, scratched rear bumper when hit from behind. | |
| 09/27/0650 | 78 Jeep CJ7 Open Body | J8F93EH015481 | 29 | M | Est. 20 mph, hit rear of 76 Chev. | #4 inj. to Toyota driver. Fatal to Chev. driver. #4 to 31 M Chev Pax #4 to 4 M Chev. Pax #3 to 27 F Chev Pax. |

| DATE | YR. & BODY STYLE | VIN. NO. | AGE | SEX | SPEED AND TYPE OF ACCIDENT | INJURIES |
|------------|--------------------------|---------------|-----|-----|---|--|
| 10/05/2350 | 76 Jeep Sta. Wag. | J6A46XZ097830 | 31 | M | Est. 50 mph, Rollover. Lost control. Driver had 1½ beers. | |
| 10/07/1700 | 76 Jeep CJ5 Open Body | J6F83AA000409 | 42 | M | Est. 0 mph. Side hit by semi-trailer passing on curve. | |
| 10/08/0900 | 60 Willys Jeep | 57548109840 | 60 | M | Est. 5 mph Rollover. Hit soft shoulder at 5-8 mph on hunting trip mt. road 31' drop off-rolling Jeep Rollbar. | Fatal to pax 60M No inj to driver 60M |
| 10/10/1835 | 73 Jeep CJ5 | J3F835TH23794 | 23 | M | Est. 5 mph being towed - hit by 76 Toyota wagon. | |
| 10/13/0635 | 65 Jeep | UNK | 17 | M | Est. 60 mph, faulty steering & front suspension. Rollover. | 4 inj. |
| 10/15/1700 | 76 Jeep Sta. Wag. | J6F83AA029683 | 41 | M | Est. 50 mph, transmission locked, lost control towing boat on trailer. | |
| 10/16/0850 | 47 Willys Jeep | 102575 | 24 | M | Est. 35 mph Rollover hit guardrail. | 3 inj. |
| 10/20/0720 | 72 Jeep Commando | J2A87FVH34694 | 32 | F | Est. 50 mph Rollover on side. Lost control overridding 18 wheeler on loose gravel. | |
| 10/21/1345 | 76 Jeep Cherokee "S" | J6A17M2101993 | 38 | M | Est. 50 mph. Hit other vehicle 77 Buick pulling out in front. | |
| 10/21/2120 | 76 Jeep Open body | J6M83AA035736 | 25 | M | Est. 16 mph, wheel locked up, skidded, Rollover 1½ times down embankment. | |
| 10/22/0300 | 66 Jeep Sta. Mag. | 100068 | 37 | M | Est. 45 mph Rollover hit soft shoulder. | |
| 10/27/1000 | 66 Jeep Wagon | 104606 | 20 | M | Est. 50 mph evasive action, hit median wall. | |
| 10/27/1945 | 70 Jeep Conv. | 8705F175752.. | 26 | M | Est. 70 mph Rolled Over 2-1/4 times | Fatal 10/31/78 head |
| 10/28/1150 | 63 Willys Jeep | 5754815293 | 16 | F | Collision inter-section. | |

| DATE | YR. & BODY STYLE | VIN. NO. | AGE | SEX | SPEED AND TYPE OF ACCIDENT | INJURIES |
|------------|--------------------------------|---------------|-----|-----|---|----------|
| 10/31/1920 | 72 AMC Jeep CJ5 | J2F835TH02198 | 25 | M | Collision with oncoming 69 Plymouth. Est. 55 mph | |
| 11/02/1510 | 76 Jeep CJ5 | J5F83AH023065 | 28 | M | Est. 15 mph. Struck slowing 78 olds from rear. | |
| 11/05/1745 | 68 Jeep Wag | 1414C19300422 | 41 | M | Est. 45 mph, hit rear of car which jammed on brakes to avoid dog. | |
| 11/08/1545 | 74 Jeep Wag. | J4A144CN36399 | 38 | M | Est. 40 mph. Forced motorcycle off road. Hit and run. | |
| 11/09/0545 | 73 Jeep CJ5 | J3F83STA17856 | 23 | M | Est. 40 mph. Struck rear of 78 Ford. | |
| 11/09/1500 | 73 CJ5 Jeep | 53A154CN15002 | 32 | M | Est. 15 mph, 3 car collision Jeep in middle. | |
| 11/11/0100 | 78 CJ5 Jeep | J8M83AA042074 | 23 | M | Est. 55 mph., lost control when lost air in rear tire. | |
| 11/12/0250 | 75 CJ5 Jeep | J3F83AH001327 | 23 | F | Est. 10 mph. Slid into on curve by drinking driver of 75 Datsun. | |
| 11/13/1140 | 74 Jeep CJ5 | J4F835TH66398 | 19 | M | Est. 5 mph, inter-section collision with 77 Chev | No inj. |
| 11/14/1410 | 77 Jeep Wag. | J7A17MZ12670 | 40 | M | Est. 30 mph. Slid on snow into stopped 77 Dodge | |
| 11/16/1445 | 78 Jeep Wagoneer Custom | J815NZ026427 | 61 | F | Est. 0 mph, inter-section, 3 car collision. | |
| 11/25/1045 | 73 Jeep CJ5 | J3F838TH38183 | 18 | M | Est. 30 mph, hit from rear by 77 Ford Van slide on ice. | |
| 11/26/0320 | 73 Jeep Wagoneer Custom | J3A154CP53385 | 21 | M | Est. 50 mph. DWI driver went asleep and off road. | |
| 11/26/0945 | 76 Jeep CJ5SP | J7F83EH003269 | 26 | M | Est. 45 mph. <u>Rollover</u> . | |
| 11/26/1415 | 79 Jeep CJ5SP | J9F83EH041719 | 22 | M | Est. 20 mph. Minor collision. | No inj. |
| 12/01/2335 | 77 Jeep CK5 | J7F83EH013849 | 19 | M | Est. 35 mph, Jeep hit hitch-hiker. | |
| 12/02/1310 | 65 Kaiser Jeep | 51391 | 17 | M | Est. 30 mph, 3 vehicle collision. | None |
| 12/02/1700 | 68 Jeep Comm. S/W | 8705F1729820 | 25 | M | Est. 50 mph, <u>rollover</u> slippery road. | |
| 12/03/1155 | 78 Jeep Conv. CJ7 Open Body | J8F93EH147783 | 26 | M | Est. 9 mph, snow, slid into by 78 Dodge. | |
| 12/06/1525 | 74 <u>Toyota</u> Jeep | FJ40179448 | 28 | M | Est. 50 mph <u>Rollover</u> . | |
| 12/08/1750 | 75 Jeep CJ5 | J5F83AA008532 | 45 | F | Est. 40 mph | |

G-16

SEC 1978 TNB DATA

| DATE | YR. & BODY STYLE | VIN. NO. | AGE | SEX | SPEED AND TYPE OF ACCIDENT | INJURIES |
|------------|---------------------------------|-----------|-----|-----|---|--------------|
| 01/09/0833 | 72 Jeep Pick-up | | | F | Inter-section collision into side of another vehicle. | |
| 01/10/1527 | 74 Jeep CJS | | | M | 50 mph <u>rollover</u> . | No injury. |
| 01/10/1535 | 62 Milllys Jeep | | | M | Inter-section collision - hit in rt. rear. | |
| 01/10/2345 | 72 CJS Jeep Conv. body style | | | M | <u>Rollover</u> in backing - min. damage. | |
| 01/10/2350 | 74 Jeep Wagoneer | | | M | Rear hit by vehicle passing. | |
| 01/11/0300 | 67 Jeep | | | | DWI - hit pole. | |
| 01/11/1305 | 61 Jeep P/U | | | | Inter-section collision | |
| 01/11/1944 | 43 Ford Jeep | GPW115285 | | | Struck at inter-section | Two injured. |
| 01/11/0130 | 66 Jeep | | | | Inter-section collision | |
| | 62 Int'l Jeep | | | | Left turn inter-section collision, 35 mph. | |
| 01/13/2205 | 73 Jeep Sta. Wagon | | | | Stopped - struck in rear. | |
| 01/14/1315 | 64 Jeep Sta. Wagon | | | | Towing motorcycle out of road and motorcyclist fell. | |
| 01/15/0810 | 69 Jeep Sta. Wagon | | | | Enter from stop street, hit rt. rear with left front. 25 mph. | No injuries. |

| DATE | YR. & BODY STYLE | VIN. NO. | AGE | SEX | SPEED AND TYPE OF ACCIDENT | INJURIES |
|------------|-------------------------|--------------|-----|-----|--|---------------------|
| 01/09/1640 | 67 Ford Bronco 4x4 | VISNLA43989 | UNK | UNK | 40 mph. hit ditch. | |
| 01/10/1800 | 70 Ford Bronco | UNK | 20 | UNK | 45 mph, missed curve, off embankment. | None |
| 01/13/0700 | 66 Ford Bronco | UNK | 38 | F | Hit box (water heater) in road. | None |
| 01/13/1640 | 72 Ford Bronco | UNK | 38 | F | | |
| 01/28/1000 | 67 Ford Bronco | LIISNLA31183 | 59 | F | Towing horse trailer, left rear trailer wheel came off. | |
| 01/29/1915 | 72 Ford Bronco | UNK | 42 | M | | |
| 02/28/2215 | Ford Bronco | UNK | UNK | M | Hit and run by long-haired male in red/white Bronco. | |
| 03/17/1430 | 72 Ford Bronco | L11SGLM63998 | 70 | F | Est. 50+ mph, lost control towing trailer. | |
| 03/17/1905 | 66 Ford Bronco Wagon | VISFL73247 | 19 | M | Est. 45 mph, left turn & hit by 73 Dodge. | |
| 04/04/1700 | 78 Ford Bronco | VISSLBE2564 | 23 | M | Est. 40 mph pulling 39' travel trailer - strong wind caused loss of control. | |
| 05/21/0215 | 76 Ford Bronco | V156LB63657 | 37 | M | Est. 55 mph - lost control Rollover on rt. side. | #4 inj. driver only |
| 06/18/1315 | 71 Ford Bronco | VISGLL44602 | 20 | M | Est. 45 mph hit 72 Chevy Pick-up in lane change. | No injuries. |
| 07/18/2300 | 78 Ford Bronco | VISHLAE8057 | 28 | M | Est. 65 mph swerved off road into embankment. Driver struck head on windshield, seat belts not used, probably intoxicated & fell asleep. | Fatal |
| 07/20/2130 | 78 Ford Bronco | VISHLAJ8071 | 34 | M | Est. 55 mph, hit 75 GMC Pick-up being pushed without lights. | None |

| DATE | YR. & BODY STYLE | VIN. NO. | AGE | SEX | SPEED AND TYPE OF ACCIDENT | INJURIES |
|-------------|----------------------|---------------|-----|-----|--|---|
| 08/22/1300 | 66 Ford Bronco | VISNL853215 | 46 | F | Est. 20 mph, brakes failed, ran into 74 Ford. | |
| 09/04/1430 | 68 Ford Bronco | VISNL071094 | 30 | M | Est. 20 mph, ran into rear of 76 Chev. pick-up. | None |
| 09/21/1515 | 71 Bronco | VISGLK60755 | 17 | M | Est. 55 mph. <u>Rollover</u> . Lost control in stopping. | |
| 10/15/1820 | 78 Bronco | VISILCB3916 | 27 | M | Est. 45 mph <u>Rollover</u> . Inattention of driver. Went off embankment. | |
| 10/27/0246 | 70 Ford Bronco | VISGLH12975 | 22 | M | Est. 50 mph, <u>Rolled 4-wheeling</u> , DWI driver racing another DWI driver | Fatal (2) M 25 pax fatal F 21 pax no injury |
| 10/28/2037 | 67 Ford Bronco | VISNLA20020 | 62 | M | Est. 55 mph, Fatal head-on collision, police pursuit at 85-90 mph. | Fatal |
| 11/11/1445 | 78 Ford Bronco | VISHLCA8832 | 46 | M | Est. 40 mph, lost control on curve towing boat, hit rail. | |
| 11/12/0600 | 74 Ford Bronco | VISGLT01503 | 18 | M | Est. 30+ mph, lost control, <u>Rollover</u> in median. | |
| 12/09/1115 | 78 Ford Bronco | VISSLAE8416 | 24 | M | Est. 55 mph, <u>Rollover & ejected</u> . | Fatal to driver. |
| 01/18/1920 | 74 GMC Jimmy | TKY184FS04154 | 27 | M | 60 mph, <u>Rollover</u> . | |
| 03/01/2105 | 73 GMC Jimmy | TKY183F515016 | 18 | M | Hit head-on. | Injury. |
| 03/05/0730 | 76 GMC Jimmy | TKL186F518331 | 55 | M | Est. 40 mph inter-section, hit by 70 Buick extensive damage. | |
| 05/26/1405 | 73 GMC Jimmy | TKY163F510471 | 37 | M | Est. 6 mph, hit by 75 Chev. making lane change. | No. injury to driver or 3 pax. |
| 06/11/0145 | 77 GMC Jimmy | TKL187F500708 | 42 | M | Est. 55 mph. Struck during lane change by DWI 78 Chrysler. | |
| 09/23/0115 | 78 GMC Jimmy Hardtop | TKR1882524751 | 22 | M | Est. 50 mph. Rock from tractor-trailer struck windshield. | |
| 11/27/1600 | UNK GMC Jimmy | UNK | 26 | M | Est. 20 mph, <u>rollover</u> . | |
| 12/09/05100 | 78 GMC Jimmy | TKR1882528536 | 28 | M | <u>Rollover</u> , est. 35 mph. | |

| DATE | YR. & BODY STYLE | VIN. NO. | AGE | SEX | SPEED AND TYPE OF ACCIDENT | INJURIES |
|------------|--------------------------------------|----------------|-----|-----|---|----------|
| 01/27/1845 | 65 Int'l Travel- All 4-Dr | SB525587A | 43 | F | Rollled upside down, hit rock in road. | |
| 03/13/1715 | 72 Int'l Travel- All | 8170071+ | 78 | M | 5 mph, collision with truck & side of road. | |
| 08/31/0815 | 68 Int'l Travel- All | 283107H824727 | 62 | F | Est. 50 mph, rollover, towing 40' house trailer. lost control. | |
| 09/29/1410 | 75 Int'l Travel- All | ED14DEHB21335 | 64 | UNK | Est. 55 mph, sideswiped passing car; towing 20' trailer. | |
| 02/15/1005 | 72 Int'l Loadster 1700 | 106720IH234669 | 29 | M | 15 mph, inter-section collision | |
| 02/18/1410 | 66 Int'l Sta. Mag. | 683107H656352 | 41 | UNK | Hit 60 mph, by reckless driver. | |
| 03/06/1230 | 74 Int'l. Special | 45850GD33828 | 26 | F | Est. 50 mph, evasive action to avoid tire rolling in road/hit 70 Ford Mov. | |
| 02/17/1155 | 77 Dodge P/U 4x4 | W14BF75101239 | 33 | M | Ran off road - doesn't remember. | |
| 02/17/2250 | 70 Ford P/U 4WD | F111YKG91882 | 22 | M | Collision. | |
| 03/03/0630 | 73 Chev. Suburban | CLY263F135890 | 29 | M | Ice - lost control, spun out, 77 Chrysler. | |
| 03/04/0900 | 75 Ford "RV" Rebuilt with RV body | T3709684 | 69 | M | Hit state of snow. | |
| 06/16/1745 | 68 GMC Suburban | CE10LZB11174 | 61 | M | Est. 10 mph, left turn intersection collision w/65 Ford Falcon | Fatal |
| 09/23/0115 | 75 GMC Carry-all | TLS166F510585 | 49 | M | Est. 55 mph, flat tire, lost control, ran off highway, towing 32' trailer. | |
| 01/11/0010 | Ford 4WD Wagon | | | | R.A. Wright Rollover in snowbank - missed curve | |
| 01/13/0820 | Chev. Travell- All Truck | | | | | |

| DATE | YR. & BODY STYLE | VIN. NO. | AGE | SEX | SPEED AND TYPE OF ACCIDENT | INJURIES |
|------------|---------------------------------|---------------|-----|-----|--|---|
| 02/18/2345 | 73 Int. Scout | 683107H656352 | 30 | UNK | Fender bender | |
| 02/24/1749 | 61 Int. Scout | 80FC23627A | 26 | M | 15 mph, struck Toyota in rear lane change. | |
| 02/27/0300 | 69 Int. Scout | 782827G339525 | 19 | M | Fell asleep ran into fence - broke axle. | |
| 04/03/0232 | 65 Int. Scout | FC113925 (1A) | 34 | M | Est. 0, drinking driver stopped in road. Hit from behind. | |
| 04/14/1600 | 75 Int. Scout | E0062EGD11057 | 24 | M | Est. 65+, driver fell asleep, hit trees, across wash. "Nauted (6½') deep wash & made 1/2 turn in air landing on side." | Broke arm, neck/head inj. |
| 04/25/1430 | 72 Int. Scout | A838806474945 | 23 | F | Lost control when wind of passing tractor-trailer Overturned. | |
| 04/30/0530 | 76 Int. Scout 4x4 Travel Top | F0102FGD34717 | 65 | M | Est. 45 mph towing travel trailer. Trailer started swaying lost control into guardrail. Overturned on top. (Total loss). | |
| 05/15/1110 | 65 Int. Scout | FC120984A | 76 | M | Est. 45 mph, hit by passing tractor-trailer on side. | |
| 05/16/2230 | 76 Int. Scout | F0092FGD27441 | 32 | M | Est. 55 mph. Ran o-f highway & hit parked 55 Ford 1 ton truck. | |
| 05/28/0342 | 75 Int. Scout | 50062E0032191 | 29 | M | Est. 55 mph, hit head-on by 67 Chev. with driver asleep. | Scout driver + 4 inj. |
| 06/07/2231 | 78 Int. Scout | H102HGD22803 | 39 | M | Est. 45 mph head-on collision w/75 Chev. | Fatal - pax of Chev M 66 Driver received lac. face Driver of Chev. F 55 com-pound fx both low. legs & int. inj. |
| 07/04/200 | 76 Int. Scout | F0062FGD43477 | 31 | M | Est. 45 mph, hit by oncoming Chev at 40 mph. | Inj. #3 to 3 pax of Chev. + 2 to Chev. driver. |

| DATE | YR. & BODY STYLE | VIN. NO. | AGE | SEX | SPEED AND TYPE OF ACCIDENT | INJURIES |
|------------|--------------------------------------|-----------------|-----|-----|---|-----------------|
| 07/10/0805 | 66 Int. Scout | 7809056G1913370 | 42 | M | Est. 50 mph, hit in rear by 78 Dodge P.U. | Driver inj. #3. |
| 08/21/0417 | 77 Int. Scout II 4x4 Travel Top A | 600626GD22802 | 30 | M | Est. 70+, rt. front tire blew out <u>rolled</u> several times - fatally ejected driver. | Fatal |
| 08/25/0900 | 73 Int. Scout | 35858CGD15763 | 56 | M | Est. 20 mph, minor damage to rear in collision. | No injuries. |
| 09/08/0915 | 78 Int. Scout 4x4 Travel Top A | H0062HGD42672 | 26 | M | Est. 55 mph, ran off road, evasive action, minor damage. | |
| 09/30/1915 | 78 Int. Scout II 4x4 Travel Top B | H0102HB020498 | 51 | UNK | Est. 55 mph., hit by 73 VW driver who fell asleep. | |
| 10/02/1120 | 66 Int. Scout | 7089056190508 | UNK | UNK | Speed UNK. Ran off road, injured (but not at scene). | |
| 10/29/1705 | 77 Int. Scout 4x4 Travel Top | 600636GD25853 | 28 | F | Est. 55 mph, <u>Rollover</u> , fell asleep & went into median. | |
| 11/11/1400 | 72 Int. Scout 4x4 | 45850026728 | 31 | M | Est. 0 mph, collision with skidding 72 Pinto. | |
| 12/07/1450 | 66 Int. Scout | FC102778A | 35 | M | Est. 50 mph, Rollover swerved to avoid truck. | No injuries. |
| 01/14/1610 | 72 Int. Scout | | | | 3 car rear-end, damage left rear. | |

APPENDIX H

UTILITY VEHICLE COLLISIONS
AUGUST 1977 - DECEMBER 1978
INVESTIGATED BY NEW MEXICO STATE POLICE

UTILITY VEHICLE COLLISIONS, AUGUST 1977 - DECEMBER 1978 INVESTIGATED BY
NEW MEXICO STATE POLICE

| DATE | YR/BODY STYLE | VIN # | AGE | SEX | SPEED/TYPE OF ACCIDENT | INJURIES | R | ALC. |
|--|-------------------|--------------|-----|-------------------------------------|--|-------------|---|-------|
| 11/8/2200 | 74 Bronco | U15GLT26980 | 42 | M | Driver ran off road and <u>overturned</u> . Driver = B. | N.F. | X | N.A. |
| 11/16/1100 | 74 Bronco | U15GLU65469 | 20 | M | Driver lost control on road curve, ran off road, down embankment, <u>rolledover</u> . Driver = A, 2 Pax = A, 1 Pax = K. | F | X | Yes |
| 11/19/2200 | 78 Bronco | U155LAG6442 | 17 | M | Driver sped into small bend in road, lost control, ran off road, <u>rolledover</u> . Driver = O, 3 Pax = O. | N.F. | X | N.A. |
| 12/5/0845 | 72 Bronco | U15GLN71273 | 38 | F | Bronco was struck by second vehicle when that vehicle tried to pass. Driver = O. | N.F. | | N.A. |
| 12/21/2210 | 77 Bronco | U15GLQ27475 | Unk | Unk (vehicle stolen & abandoned) | Reported: Vehicle went out of control for no apparent reason left roadway and <u>overturned</u> . Driver = minor abrasions. | N.F. | X | Unk |
| | | | | | | N.F.=7, F=2 | 7 | Yes=1 |
| H-2 978 2/16/1905 (1977-this case only) | 77 Ford P-U Truck | F26HRY23765 | 24 | M | Driver lost control of vehicle on ice-covered bridge, causing 3-car collision. Driver = O. | N.F. | | N.A. |
| 3/23/1825 | 69 Ford W/G | U15GLD97904 | 54 | F | Vehicle was towing a trailer, lost control of vehicle and trailer, jackknifed and went off the road. Driver = O, 1 Pax = A. | N.F. | | N.A. |
| 5/7/1430 | 78 Ford W.G | U15HILAK1629 | 26 | M | Flat ran into the back of this vehicle which was stopped. Driver = O, 1 Pax = O. | N.F. | | N.A. |
| 10/25/0330 | 76 Ford Truck | F70EVC41648 | 37 | M | Parked truck rolled into 2nd vehicle. Driver = O. | N.F. | | N.A. |
| 12/30/0600 | 72 Ford S/W Jeep | U15GLM80501 | 20 | M | Driver said that they were going around the curve and the next thing they knew they were <u>turning over</u> on the road. Driver = B, 1 Pax = K. | F | X | N.A. |
| | | | | | | N.F.=4, F=1 | 1 | Yes=0 |

R = Rollover
N.A. = No Alcohol use

Injuries: NF = Non Fatal
O = No apparent injuries
C = Complaint-no visible injury
(N.M. reports don't list speed of veh.)

B = Visible injury
A = Incapacitated-carried from scene
K = Killed

| DATE | YR/BODY STYLE | VIN # | AGE | SEX | SPEED/TYPE OF ACCIDENT | INJURIES | R | ACL. |
|------------|-------------------------|---------------|-----|-----|---|----------|-----|------|
| 1/20/1130 | 77 Int'l Scout | G006GGD32369 | 30 | M | Driver was driving too fast for snowy road conditions, attempted to pass another vehicle, lost control and sideswiped that vehicle. Driver = 0. | N.F. | | N.A. |
| 3/20/1915 | 77 Int'l Scout | G0062GGD33877 | 31 | M | Deer ran out in front of vehicle, was hit, minor damage to vehicle. Driver = 0. | N.F. | | N.A. |
| 4/2/1330 | Int'l Carryall | E0140EHB18114 | 62 | F | Driver lost control of vehicle in gust of wind while towing trailer. Driver = 0, 1 Pax = 0. | N.F. | | N.A. |
| 5/23/0645 | 71 Int'l Scout | 882827G429953 | 28 | M | Driver tried to avoid animal in the roadway and caused a collision with second vehicle. Driver = 0. | N.F. | | N.A. |
| 6/11/1310 | 77 Int'l Scout | G0092GGD26048 | 50 | M | Scout was towing a trailer when vehicle from oncoming lane tried to pass, causing Scout to pull off road & then back on road, making trailer turn over. | N.F. | | N.A. |
| 6/26/1005 | 72 Int'l Scout | A8380G491557 | 21 | M | Pedestrian ran in front of Scout. Driver = 0, Pedestrian = B. N.F. | N.F. | | N.A. |
| 7/11/1940 | 76 Int'l Scout | F0062FGD45285 | 30 | F | Vehicle struck a large rock in roadway, causing damage to vehicle. Driver = 0, 2 Pax = 0. | N.F. | | N.A. |
| 8/5/1710 | 76 Int'l Scout | F0062FGD42806 | 28 | F | Driver pulled in front of second vehicle while entering roadway, and was hit by second vehicle. Driver = 0. | N.F. | | N.A. |
| 9/30/2225 | 73 Int'l Traveler - all | 3H0H0CHB40171 | 33 | M | Driver failed to stop at intersection and struck a chain link fence, stopped at a cement foundation. Driver = 0. | N.F. | | Yes |
| 10/12/2245 | 72 Int'l 2D | A83880G488327 | 46 | M | Vehicle struck animal which was killed on impact. Driver = 0, 3 Pax = 0. | N.F. | | N.A. |
| 8/29/1045 | 75 Int'l Traveler - all | E014EHB20939 | 54 | F | Driver passed a truck and was returning to right lane, vehicle started to whip, lost control, overturned. Driver = 0, 2 Pax = 0. | N.F. | X | N.A. |
| 10/1/1050 | 77 Int'l Scout | F0062FGD38179 | 26 | M | Driver lost control of vehicle when it started to whip when going downhill. Towed trailer skidded around vehicle broke-loose and both rolled over. Driver = B, 1 Pax = B. | N.F. | X | N.A. |
| 12/23/1747 | 73 GMC SW | TCE182F516963 | 20 | M | Driver struck horse and rider in middle of right lane. Rider was killed. Driver = 0. | N.F. | | N.A. |
| 8/11/0730 | 77 GMC Jimmy | TKL1872520558 | 36 | M | Driver was going too fast into construction zone causing chain collision with three other vehicles. Driver = 0, 3 Pax = 0. | N.F. | | N.A. |
| 7/31/0115 | 63 Toyota JP | E175892 | 19 | M | Driver fell asleep ran off road and overturned. Driver = A, 1 Pax = B. | N.F. | X | Unk |
| 7/22/unk | 78 Chev.P-U Truck | 1W8028R472624 | Unk | Unk | These two vehicles were hit by another unidentified vehicle. | N.F. | Unk | Unk |
| 7/22/unk | 74 Blazer | CKY184F184602 | Unk | Unk | Driver = Unk, Pax = Unk | N.F. | Unk | Unk |

3
H

N.F.=10, F=0 0 Yes=1

N.F.=2, F=0 2 Yes=0

(to GMC driver)

N.F.=4, F=0 1 Yes=0

| | YR/BODY STYLE | VIN # | AGE | SEX | SPEED/TYPE OF ACCIDENT | INJURIES | R | ALC. |
|------------|------------------|---------------|-----|-----|--|----------|---|--|
| 8/18/2245 | 73 Jeep | Unk | 23 | M | Vehicle was weaving on road when driver of jeep was on-coming, collision and both vehicles were thrown off side of road. Driver = 0. | N.F. | X | (other driver was drunk) N.A. Jeep driver |
| 8/20/ | 76 CJ5 Jeep | J683AA057269 | - | | Driver abandoned stolen vehicle. Ran off road on curve & rolled over into side of river. Driver = Unk. | N.F. | X | Unk |
| 8/25/2105 | 74 Jeep 4x4 | J4F835TH96451 | 23 | M | Vehicle went out of control trying to avoid object on road and skidded off road & rolled over. Driver & Pax thrown from vehicle & serious injuries. Driver = A, 1 Pax = A. | N.F. | X | N.A. |
| 9/3/1300 | 75 Jeep CJ5 | J5F83AH018105 | 15 | F | Driver swerved & braked to avoid hitting a dog & another vehicle ran into the 1st. vehicle hitting the left rear. Driver = 0, 3 Pax = 0. | N.F. | | N.A. |
| 9/15/1210 | 73 Jeep | J3F835TH01549 | 34 | M | Jeep vehicle collided with second vehicle (after leaving parking lot of school). Driver = 0. | N.F. | | N.A. |
| 9/16/0330 | 76 Jeep | J6F83EA073924 | 26 | F | Drinking driver ran off roadway during curve & rolled over into ditch. Serious injury to driver. Driver = A. | N.F. | X | Yes |
| 9/16/1740 | 78 Willie Jeep | 58M836A14135 | 27 | M | Driver & passenger were fighting over control of vehicle, went out of control, skidded off road & rolled over. Driver = A, 3 Pax = A. | N.F. | X | N.A. |
| 10/7/0100 | 74 Jeep | J4M835TA81751 | 16 | F | Driver was speeding down an undeveloped road and lost control, hit a tree. Driver = C. | N.F. | | Unk |
| 10/17/0615 | 78 Jeep CJ5 | J8F83AH061076 | 26 | M | The vehicle was towing a U-haul trailer when the hitch broke and caused the vehicle to veer toward the median and rollover. Driver = 0, 1 Pax = 0. | N.F. | X | Unk |
| 7/31/1700 | 77 Jeep | J7M83FA033392 | 41 | M | Jeep vehicle was hit by another jeep which was driving on the wrong side of the road. Driver = 0, 4 Pax = 0. | N.F. | | N.A. |
| 8/13/0930 | 74 Wagoneer Jeep | J4A154CZ09208 | 39 | F | Collision with a forklift. Driver = 0, 1 Pax = 0. | N.F. | | N.A. |
| 8/13/2000 | 72 Jeep | J2F835TH50575 | 29 | M | Driving fast, braked to avoid vehicle, brakes locked, rolled over. Driver = B, 1 Pax = 0. | N.F. | X | Unk |

N.F.=28,F=0 14 Yes = 4

| DATE | YR/BODY STYLE | VIN # | AGE | SEX | SPEED/TYPE OF ACCIDENT | INJURIES | R | ALC. |
|------------|---------------|---------------|-----|-----|--|---------------|---|------|
| 8/17/78 | 74 Blazer | CKY184F157167 | 36 | M | Driver took evasive action to try missing horse, but struck horse and went into ditch. Driver = 0. | N.F. | | N.A. |
| 9/3/2030 | 78 Blazer | CKL1882114521 | 47 | M | Driver (blinded by lights of oncoming car) hit a cow. Driver = 0. | N.F. | | N.A. |
| 9/18/1820 | 65 Blazer | CKY185F136158 | 37 | F | Driver went off road & into culvert. Driver = 0, 3 Pax = 0. | N.F. | | Yes |
| 10/11/0200 | 73 Blazer | CKY183P113354 | 27 | M | Drinking driver became confused in construction area and stopped car hitting guard rail and post. Driver = 0. | N.F. | | Yes |
| 10/14/1830 | 73 Blazer | CKY183F1897 | 22 | M | Blazer collided with pick-up truck which had crossed over into right lane. Driver = 0, 1 Pax = A. | N.F. | | N.A. |
| 10/15/0215 | 76 Blazer | TKU186F501183 | 24 | M | Driver avoided collision with another vehicle in his lane and collided with an adobe wall and utility pole. Driver = B. | N.F. | | Unk |
| 10/29/1550 | 78 Blazer | CKL188F192782 | 31 | F | Driver lost control of Blazer and hit rear of semi. Driver = 0, 1 Pax = 0. | N.F. | | N.A. |
| 7/27/1840 | 72 Blazer | CKE182F16643 | 16 | M | Driver of Blazer failed to yield right of way to vehicle #1 and caused collision. Driver = 0, 2 Pax = 0. | N.F. | | N.A. |
| 8/7/1500 | 74 Blazer | CKY184F163886 | 23 | M | Blazer was parked when hit from behind. Driver = 0. | N.F. | | N.A. |
| 8/11/2045 | 71 Blazer | KE1815652730 | 56 | M | Driver ran off road hitting fence and large post - Overturned. Driver = 0. | N.F. | X | Yes |
| 8/12/2130 | 74 Blazer | CKY184F109200 | 23 | M | Driver crossed over center line (high rate of speed) without headlights and collided with vehicle #1. Driver = A. (Other vehicle: Driver = K, 3 Pax = K, 1 Pax = A) | F, not Blazer | | Yes |
| 8/14/0100 | 72 Blazer | CKE182F17034 | 21 | M | Driver lost control of vehicle, skidded, went off road and through fence. Driver = C. | N.F. | | N.A. |

| DATE | YR/BODY STYLE | VIN # | AGE | SEX | SPEED/TYPE OF ACCIDENT | INJURIES | R | ALC. |
|-------------------|----------------|----------------|-----|-----|---|---------------------|---|------|
| 8/25/2115 | 74 Jeep SW | J4A1170F94825 | 18 | M | Other vehicle swerved across center line & struck Jeep in left front. Driver = 0, 1 Pax = 0. | N.F. to Jeep driver | X | N.A. |
| 9/4/2215 | 74 Jeep CJ5 | J4F835TH15067 | 15 | M | Driver was going to fast for wet road conditions, failed to make curve, lost control of Jeep which went off road, and end over end down embankment. Rollover. Driver = 0. | N.F. | X | Unk |
| 9/19/0200 0500 | 70 Jeep | 1414C19306290 | 34 | M | Went off road on curve and down embankment (rolling over twice). Driver thrown from Jeep. Driver = K. | F | X | Yes |
| 9/30/1930 | 63 Jeep S/W | 1414-14217 | 44 | M | Driver swerved to miss animal on road, hit animal. Driver = 0. | N.F. | | Unk |
| 10/23/0225 | 69 Jeep S/W | 1414019-303632 | 31 | M | Driver lost control of Jeep & hit cement wall. Driver = C. | N.F. | | Unk |
| 11/1/0910 | 76 Toyota Jeep | FJ40226371 | 35 | F | Vehicle skidded on ice, left road & went down embankment. Driver = 0. | N.F. | | N.A. |
| 11/8/1900 | 74 Jeep CJ5 | J4F835TH08718 | 26 | M | Drinking driver lost control of Jeep on snowy road and down embankment hitting wire fence. Driver = 0, 1 Pax = 0. | N.F. | | Yes |
| 11/31/1400 | 77 Jeep | J7F83EA048937 | 23 | M | Other vehicle slid on ice into Jeep. Driver = 0, 1 Pax = 0. | N.F. | | N.A. |
| 11/27/1630 | 72 Jeep | J2F835TH50592 | 67 | M | Driver said that the steering failed and he drove up a steep embankment, overturning $\frac{1}{2}$ onto road. Driver = B, 1 Pax = B, 1 Pax = C. | N.F. | X | Unk |
| 11/29/1400 | 72 Willy Jeep | J2F835TH23670 | 35 | M | Brakes locked and Jeep went out of control, skidded, rolled over. Driver = C, Pax = B. | N.F. | X | N.A. |
| 11/30/2020 | 77 Scout Jeep | 6006266034030 | 25 | F | Driver travelling to fast to make turn, went out of control and slid into building. Driver = 0. | N.F. | | N.A. |
| 12/6/1800 | 74 Jeep | J4F835TH39298 | 50 | M | Driver tried to make a left turn but lost control and overturned. Driver = 0. | N.F. | X | N.A. |
| 12/17/1745 | 69 Jeep | 1414019302805 | 53 | F | Driver lost control of vehicle, ran off roadway, skidded broadside, overturned twice, driver ejected - fatal. Driver = K. | F | X | Unk |

N.F.=14, F=2 7 Yes=2

| <u>DATE</u> | <u>YR/BODY STYLE</u> | <u>VIN #</u> | <u>AGE</u> | <u>SEX</u> | <u>SPEED/TYPE OF ACCIDENT</u> | <u>INJURIES</u> | <u>R</u> | <u>ALC.</u> |
|-------------|----------------------|---------------|------------|------------|--|-----------------|----------|-------------|
| 1/11/0230 | 74 Toyota Jeep | FJ40183849 | 20 | M | Vehicle was travelling too fast to make curve, left road onto parking pull-off area, down embankment hitting large tree. Driver = 0 1 pax = 0 | NF | | N.A. |
| 2/8/0808 | 77 RV Jeep | J7F93EA105102 | 21 | M | Vehicle avoided oncoming car in right lane by braking onto roadside, went out of control, slid onto shoulder - flipped. Rollover. Driver = 0 | NF | X | N.A. |
| 2/16/1745 | 77 Jeep | J7M93AA032011 | 27 | M | Icy road conditions, driver lost control, crossed center line, down embankment & rolled over. Driver = 0, 1 Pax = 1 35 mph | NF | X | N.A. |
| 2/20/1400 | 75 Jeep CJ5 | J5M82AA022685 | 44 | M | Vehicle was struck from behind-skid. Driver = C | NF | | N.A. |
| 3/18/1315 | 76 Jeep 4MD | J6F83AE018757 | 30 | M | Collision by vehicles while both were driving in middle of road. Minor damage. Driver = 0, 1 Pax = 0 | NF | | N.A. |
| 3/26/0230 | 74 Jeep Univ. | J4F835TA65907 | 32 | M | Driver fell asleep, ran off road & hit rock embankment with left front of vehicle - overturned on right side - visible injury. Driver = B | NF | X | Unk. |
| 3/30/1225 | 75 Jeep | J5F83AE058270 | 17 | M | Driver spinning wheels while waiting to make U-turn lost control - collided with second vehicle. Driver = 0, Pax = 0 | NF | | N.A. |
| 3/30/1530 | 72 Jeep CJ5 | J3F835TH00237 | 18 | M | Lost control - too fast on curve, left road - rolled over 2 times. Driver 0 | NF | X | N.A. |
| 3/21/1100 | 66 Milllys Jeep S.M. | 14145103317 | 28 | M | Drinking driver turned into cafe parking lot and crashed into the cafe, poor brakes. Driver = 0 | NF | | Yes |

| <u>DATE</u> | <u>YR/BODY STYLE</u> | <u>VIN #</u> | <u>AGE</u> | <u>SEX</u> | <u>SPEED/TYPE OF ACCIDENT</u> | <u>INJURIES</u> | <u>R</u> | <u>ALC.</u> |
|-------------|----------------------|---------------|------------|------------|--|-----------------|----------|-------------|
| 4/15/1810 | 73 Conv. Jeep | J3F835TH14059 | 27 | M | Making a turn, skidded off road and <u>rolled over</u> . Visible injury. Driver = B, 2 Pax = B. | NF | X | Yes |
| 5/29/1900 | 73 CX Jeep | J3F835TK51314 | 20 | M | Vehicle skidded out of control into curve, went up onto a bank on side of road & <u>overturned 1½</u> landing on top. Visible injury. Driver = B, 1 Pax = B. | NF | X | Yes |
| 6/3/2130 | 73 Jeep | J3F835TH67201 | 16 | M | Vehicle speeding into intersection attempted to make left hand turn, lost control & ran down embankment hit arroya dirt wall. Visible injury. Driver = B, 2 Pax = B, 1 Pax = 0 | NF | | Unk |
| 6/10/1410 | 70 Jeep | 1414C19309753 | 42 | M | Driver ran off road & into a large hole hitting north wall. Driver = 0, 1 Pax = B, 4 Pax = 0. | NF | | N.A. |
| 6/12/0400 | 66 Jeep Wagon | 1414C-102423 | 20 | M | Lost control of vehicle and hit a tree. Driver = C. | NF | | Unk |
| 7/7/1030 | 78 Jeep | J8F93EH017253 | 72 | M | Vehicle ran into rear of truck. Failed to stop in time to avoid collision. Serious injury to driver and pax. Driver = A, 1 Pax = A. | NF | | N.A. |
| 7/21/1244 | 73 Jeep | 53F835TE21586 | 45 | F | Driver attempted to avoid car which was coming from behind at fast speed. Made left hand turn sharply & <u>turned on side</u> . Driver serious injury. Driver = A. | NF | X | N.A. |
| 7/23/1535 | 76 Jeep | J6F83AH056219 | 19 | M | Driver <u>turned over</u> after attempting to make a right turn, when travelling too fast for road conditions. Driver = 0, 1 Pax = 0. | NF | X | N.A. |
| 8/5/1500 | 77 CV Jeep | J7F3AA081323 | 22 | F | Driver fell asleep & drove into median, steered right & skidded across lanes & <u>rolled over 1½</u> times. Serious injury. Driver = A. | N.F. | X | N.A. |
| 8/16/0930 | 76 Toyota Jeep | FJ40225542 | 24 | F | Vehicle was struck by other vehicle which turned in front of 1st vehicle. Driver = 0, 1 Pax = C. | N.F. | | N.A. |

| DATE | YR/BODY STYLE | VIN # | AGE | SEX | SPEED/TYPE OF ACCIDENT | INJURIES | R | ALC. |
|-----------|---------------|---------------|-----|-----|---|----------|---|------|
| 1/1/1400 | 76 Blazer | CKL186F150535 | 30 | M | Collision with other vehicle on curve. Minor damage. Driver = 0, 2 Pax = 0, 1 Pax = C. | N.F. | | N.A. |
| 1/26/0100 | 75 Blazer | CKY185F110708 | 51 | M | 75 Blazer was towing 78 Blazer. The 75 Blazer ran off road, lost control & skidded into ditch, and 78 Blazer broke away from 75 Blazer. Driver = 0. | N.F. | | N.A. |
| 1/20/0830 | 74 Blazer | CKY184F156013 | 19 | M | Vehicle slid into curve and off embankment. Rollover. Driver = 0, 1 Pax = 0. | N.F. | X | N.A. |
| 1/24/1700 | 77 Blazer | CKL1872147112 | 18 | M | Vehicle slid to left guard rail on curve, parked vehicle and left. Vehicle #2 collided with #1 vehicle after it was parked. Driver = 0, 1 Pax = 0. | N.F. | | N.A. |
| 1/26/0900 | 76 Blazer | CKL186F176224 | 31 | M | Driver fell asleep & vehicle left road hitting guard rails. Driver = 0. | N.F. | | Yes |
| 2/2/1445 | 76 Blazer | CKL186F207819 | 40 | M | Driver lost control and travelled off bridge and rolled down. Driver = C. | N.F. | X | N.A. |
| 2/7/1515 | 75 Blazer | CKY185F119372 | 41 | M | Blazer ran into bus, while the bus made a left hand turn (non functioning left turn signal on bus). Driver = 0, 1 Pax = 0. | N.F. | | N.A. |
| 2/8/0820 | 74 Blazer | CKY184F162676 | 27 | M | Driver hit an icy spot on road, lost control, slid down embankment, and rolled over. Driver = 0. | N.F. | X | N.A. |
| 2/12/1710 | 76 Blazer | CKL186F208894 | 50 | M | Vehicle #1 collided with Blazer (Blazer was towing trailer). Driver = 0, 3 Pax = 0. | N.F. | | N.A. |
| 2/14/2010 | 75 Blazer | CKY185F145803 | 24 | F | Blazer collided with vehicle on snow-ice road. Driver = 0. | N.F. | | N.A. |
| 3/18/78 | 77 Blazer | CKL187F124347 | 18 | M | Vehicle went out of control into median, back across road and off road into cement culvert. Driver = C, 3 Pax = C. | N.F. | | N.A. |
| 3/20/2045 | 71 Blazer | KE1815666470 | 56 | F | Driver swerved to avoid cow in road, hit cow with right rear fender causing moderate damage. Driver = 0, 4 Pax = 0. | N.F. | | N.A. |

| DATE | YR/BODY STYLE | VIN # | AGE | SEX | SPEED/TYPE OF ACCIDENT | INJURIES | R | ALC. |
|-----------|---------------|---------------|-----|-----|--|----------|---|------------------------------------|
| 4/11/2000 | 77 Blazer | CKL187F105634 | 40 | M | Speeding vehicle lost control went off road & up an embankment. <u>Rollover</u> 1½ times. Driver = C. | N.F. | X | Yes |
| 4/16/1915 | 73 Blazer | CKY183F190470 | 31 | M | Drunk driver left roadway into culvert, collided with cement abutment. Fatal. Victim fell out & Blazer rolled over him. <u>Rollover</u> . Driver = A, 1 Pax = K. | F | X | Yes |
| 5/6/1130 | 75 Blazer | CKM185F172993 | 20 | M | Blazer crossed over into oncoming lane, was hit by by oncoming vehicle. Driver - 0, 1 Pax = 0. | N.F. | | N.A. |
| 6/4/2330 | 73 Blazer | TKY183F502848 | 26 | M | Driver lost control of vehicle ran off road and overturned (trying to avoid collision with livestock). Driver = 0. | N.F. | X | N.A. |
| 6/5/1645 | 77 Blazer | CKL187F140600 | 29 | M | Speeding driver ran into the back of Blazer. Driver = 0. | N.F. | | Yes, driver of pick-up truck only. |
| 6/13/1455 | 77 Blazer | CKL1872169534 | 22 | M | Blazer was struck by vehicle #1. Both vehicles spun around. Driver = 0. | N.F. | | N.A. |
| 6/20/2330 | 73 Blazer | CKY184F145985 | 17 | M | Driver lost control of Blazer and ran up a dirt embankment and <u>overturned</u> ¼ turn. Driver = 0, 1 Pax = 0. | N.F. | X | Yes |
| 7/2/2100 | 77 Blazer | CKL1872179643 | 23 | F | Driver swerved to avoid a dog and lost control, ran off road. Struck fence and into arroyo. Driver = B, 1 Pax = C. | N.F. | | N.A. |
| 7/16/1643 | 78 Blazer | TKV1882516926 | 15 | M | Driver lost control of vehicle and went off road. <u>Overturned</u> . Driver = 0, 1 Pax = 0. | N.F. | X | N.A. |
| 7/21/0935 | 72 Blazer | CKE1825147528 | 36 | F | Driver lost control of vehicle and went off side of road (trailer in tow caused loss of control) and <u>overturned</u> . Driver = A, 1 Pax = B. | N.F. | X | N.A. |
| 8/5/1730 | 77 Blazer | CKR187F101300 | 52 | F | Driver lost control of vehicle and <u>overturned</u> . Driver = 0, 5 Pax = 0. | N.F. | X | N.A. |
| 8/11/78 | 71 Blazer | KE1815677398 | 59 | M | Driver tried to avoid hitting cow in roadway. Hit cow anyway. Driver = 0. | N.F. | | N.A. |

| DATE | YR/BODY STYLE | VIN # | AGE | SEX | SPEED/TYPE OF ACCIDENT | INJURIES | R | ALC. |
|------------|---------------|---------------|-----|-----|--|----------|---|------|
| 8/18/2000 | 72 Blazer | CKE1825141352 | 33 | F | Driver collided with deer that jumped from foliage directly into the path of the vehicle. Driver = 0, 1 Pax = 0. | N.F. | | Yes |
| 8/22/0200 | 76 Blazer | CKU186F112587 | 22 | M | Driver went off roadway and came back onto roadway - overturning 2½ times. Driver was thrown from Blazer. Driver = K. | F | X | Unk |
| 8/28/1915 | 74 Blazer | CKY184F148269 | 16 | F | Driver lost control of vehicle and overturned. Vehicle travelling too fast for road conditions. Driver = 0, 1 Pax = K, 3 Pax = C. | F | X | N.A. |
| 9/4/2200 | 74 Blazer | CKY184F144536 | 25 | M | Driver speed = 35. Driver swerved to avoid 3 deer standing in roadway and ran into irrigation ditch. Driver = 0, 1 Pax = 0. | N.F. | | Unk |
| 10/2/1110 | 72 Blazer | CKE182F187645 | 54 | M | Blazer was towing travel trailer, wind caused it to fish-tail. Driver of Blazer lost control, ran off road and overturned twice. Driver = Unk. | Unk | X | N.A. |
| 10/9/1605 | 77 Blazer | CKR1878153689 | 24 | M | Driver trying to pass other vehicles veered off side of road to avoid collision with a semi, hit a cement embankment and went over it landing in ditch. Driver = 0, 3 Pax = 0. | N.F. | | N.A. |
| 10/16/0001 | 76 Blazer | CKU186F213399 | 42 | M | Blazer was struck by a vehicle which failed to stop at stop sign. Driver = 0, 3 Pax = 0. | N.F. | | N.A. |
| 10/21/1730 | 73 Blazer | Unk | 16 | M | Blazer sideswiped vehicle #1 when trying to pass. Driver = 0, 2 Pax = 0. | N.F. | | N.A. |
| 10/22/1245 | 76 Blazer | CKL186F118776 | 21 | F | Blazer speed = 65 mph. Driver left roadway, into median, overcorrected, vehicle overturned. Driver = K, 1 Pax = B. | F | X | N.A. |
| 11/11/0100 | 77 Blazer | CKR187F131293 | 26 | M | Driver was speeding into sharp curve, lost control, overturned, and skidded 100 feet. Driver = 0, 1 Pax = 0. | N.F. | X | N.A. |

NHTSA

| DATE | RY/BODY STYLE | VIN # | AGE | SEX | SPEED/TYPE OF ACCIDENT | INJURIES | R | ALC. |
|------------|---------------|---------------|-----|-----|---|----------------|---|-------|
| 12/16/1830 | 77 Blazer | CKL187Z203342 | 25 | M | Driver was speeding into curve, went into skid and collided with fence on roadside. Driver = 0. | N.F. | | Yes |
| 12/31/0705 | 77 Blazer | CKR187F117457 | 19 | M | Driver swerved off road onto shoulder, overcorrected, slid broadside across the road and went down embankment <u>overturning</u> at least twice. Driver ejected from vehicle. Driver = A, 1 Pax = C. | N.F. | X | Yes |
| 12/31/2245 | 76 Blazer | CKL186F107031 | 19 | F | Driver failed to negotiate curve and ran off road, overcorrected and came back onto roadway, ran through guard rail and down into canyon. All occupants ejected from vehicle. <u>Overturned</u> . Driver = K, 2 Pax = K, 2 Pax = A. | K | X | Unk |
| | | | | | | N.F.=14 F=4 | 8 | Yes=5 |
| 01/23/0900 | 75 Bronco | U15GLR19404 | 33 | F | Driver lost control on icy road, left road and <u>overturned</u> . Driver = 0, 2 Pax = 0. | N.F. | X | N.A. |
| 01/20/0215 | 68 Bronco | U14NLD49737 | 23 | M | Driver lost control on curved icy/snowpacked road, hit embankment <u>overturned</u> and travelled into a service tunnel on its side. Driver = A. | N.F. | X | Unk |
| 2/8/0700 | 69 Bronco | U15GLE77749 | 41 | M | Driver lost control of vehicle, slid off roadway and <u>overturned</u> . Speed was over limit for snow/ice conditions. Driver = 0. | N.F. | X | N.A. |
| 4/18/1345 | 75 Bronco | U15GIV43770 | 37 | F | Driver lost control of vehicle on sharp curve, skidded into north - then south - then north-bound lane, colliding with side of mountain <u>overturning</u> . Driver = 0. | N.F. | X | N.A. |
| 4/23/1815 | 72 Bronco | U15GIN02667 | 16 | F | Vehicle left roadway became airborne and <u>overturned</u> . Driver = B. | N.F. | X | N.A. |
| 5/29/2300 | 70 4x4 Bronco | U15GLJ22249 | 26 | M | Driver fell asleep, veered into oncoming lane, locked brakes and lost control - skidded. Blazer left road into culverts and <u>overturned</u> . Driver = 0. | N.F. | X | Yes |
| 6/18/2245 | 74 Bronco | U15GIU06123 | 21 | M | Bronco was making a left hand turn without turn signals, second vehicle attempted to pass Bronco and collided. Driver = C, 1 Pax = 0. | N.F. | | N.A. |
| 6/23/1051 | 72 Bronco | U15GLN25285 | 37 | M | Driver overcorrected when tires left road on a curve and crossed center line hitting left front of 2nd vehicle. Driver = 0. | N.F. | | N.A. |
| 7/19/1340 | 70 Bronco | U15GL43369 | 20 | M | Bronco was towing another vehicle when wind from semi caused driver to lose control of Bronco, ran off road and <u>overcorrected and overturned</u> . | N.F. | X | N.A. |
| 8/9/0355 | 78 Bronco | U15HLC6427 | 29 | M | Driver ran off road into median and <u>overturned</u> . Driver = B (fractured right ankle and abrasions) | N.F. | X | N.A. |

| DATE | YR/BODY STYLE | VIN # | AGE | SEX | SPEED/TYPE OF ACCIDENT | INJURIES | R | ALC. |
|------------|---------------|-------------|-----|-----|---|----------|---|------|
| 8/23/1545 | 74 Bronco | U15GLS83273 | 43 | M | Driver tried to avoid collision in traffic by swerving to right. Driver = C, 1 Pax = C. | N.F. | | N.A. |
| 9/5/0800 | 78 Bronco | U15HLC05129 | 39 | M | Bronco slid into rear of 2nd vehicle which was stopped for a schoolbus. Driver = 0, 1 Pax = 0. | N.F. | | N.A. |
| 9/7/1615 | 73 Bronco | U15GLR64763 | 43 | M | Bronco was struck, while backing out of post office driveway, by oncoming vehicle. Driver = 0. | N.F. | | N.A. |
| 9/15/2355 | 78 Bronco | U15HLBH5165 | 18 | M | Driver lost control on curve and rolled over. Driver = C, 1 Pax = C, 2 Pax = 0. | N.F. | X | Unk |
| 9/22/2230 | 78 Bronco | V1556CA5965 | 15 | M | Both vehicles collided head on at top of hillcrest. Driver of Bronco was left of center. Driver = 0, 5 Pax = 0. | N.F. | | N.A. |
| 10/15/2115 | 74 Bronco | U15GLT08189 | 20 | M | Driver overcorrected when vehicle started onto right shoulder of road, hit embankment and became airborne, overturned. Driver = A. | N.F. | X | N.A. |
| 7/20/1530 | 68 Bronco | U15MLD33016 | 16 | M | Driver was speeding into curve, skidded sideways, overcorrected, overturned onto top. Driver = 0, 3 Pax = 0. | N.F. | X | N.A. |
| 8/25/1735 | 73 Bronco | U15GLS12636 | 17 | M | Driver of Bronco was following antoher vehicle. Other vehicle braked and Bronco hit rear end of other vehicle causing skid marks. Driver = 0. | N.F. | | N.A. |
| 9/8/0900 | 76 Bronco | U15GLA57454 | 56 | M | Tires of Bronco were hit by construction machinery, driver lost control, ran down steep embankment overturning. Driver = A. | N.F. | X | N.A. |
| 11/4/0830 | 73 Bronco | U15GLR42652 | 38 | M | Driver of Bronco overcorrected (with trailer in tow) and went out of control, left roadway and rolled over. All occupants were ejected. Driver = K, 2 Pax = A, 1 Pax = C. | F | X | Unk |

N.F.=16, F=0 10 Yes=2

APPENDIX I

FATAL UTILITY VEHICLE COLLISIONS
INVESTIGATED BY COLORADO STATE POLICE
DURING 1977

FATAL UTILITY VEHICLE COLLISIONS
 INVESTIGATED BY COLORADO STATE POLICE DURING 1977

| DATE | YR. & BODY STYLE | VIN. NO. | AGE | SEX | EST. SPEED | ACCIDENT DESCRIPTION | INJURIES |
|------------|-------------------|---------------|-----|-----|------------|--|---|
| 09/04/0830 | 1972 JEEP CJ-5 | J21835TH05663 | 24 | F | 75 mph | Lost control on left curve, continued 698 feet, struck embankment, airborne for 68 feet, spun, rollover for 24 feet. Both occupants ejected. Restraints not used. Roll-bar equipped. | Fatal, driver Fatal, RF pas. |
| 07/10/0800 | 1967 Willys Jeep | 8305A216989 | 44 | M | 65 mph | Lost control on left curve, skidded 189 feet on pavement, rolled 4 times for 300 feet, stopped on wheels. Lap belt installed and used. Roll-bar equipped. | Fatal, driver Serious injury, RF pas. |
| 01/10/1730 | 1967 JEEP Wagoner | 8705F1614527 | 18 | M | 55 mph | Struck '75 Buick parked in Southbound lane while passing Northbound non-contact vehicle. Skidded 96 feet, bounced 11 feet backward after collision. Both vehicles remained on wheels. (No restraints or roll-bar on JEEP). | Serious injury, driver Fatal, driver (Buick) |
| 6/26/2108 | 1960 Willys Jeep | 57548108517 | 25 | M | 45 mph | Lost control on left curve, ran off road 44 feet. Rolled over 1 1/2 times for 76 feet, both occupants ejected. (Restraints not used; roll-bar equipped). | Serious injury, driver Fatal, 4-year-old CR pas. |
| 03/06/0130 | 1973 JEEP CJ-5 | J3F835TH15855 | 24 | F | 70 mph | Ran off right side of road, followed shallow ditch for 390 feet, struck and broke utility pole, rolled one time for 76 feet, came to rest on wheels. Driver ejected. (Restraints not used; roll-bar equipped). | Fatal, driver |
| 10/22/0120 | 1974 JEEP CJ-5 | J4M835TE53852 | 26 | M | 45 mph | Lost control on right curve, ran off left side of road. Travelled 150 feet on left shoulder, collided with rock. rollover, came to rest on roof. Driver and RF passenger ejected. Restraints not used. | Serious injury, RF pas. Fatal, DR pas. |
| 10/05/1910 | 1968 JEEP Wagoner | 1414CS110628 | 31 | M | 75 mph | Lost control on exit ramp, skidded 178 feet; steering overcorrection caused broadside skid of 98 feet. Ran off left side of ramp, rolled over 2 1/2 times, came to rest on roof. All three occupants ejected. (No restraints). | Fatal, driver Serious injury, RF pas. |

| <u>DATE</u> | <u>YR. & BODY STYLE</u> | <u>VIN. NO.</u> | <u>AGE</u> | <u>SEX</u> | <u>EST. SPEED</u> | <u>ACCIDENT DESCRIPTION</u> | <u>INJURIES</u> |
|-------------|-----------------------------|-----------------|------------|------------|-------------------|--|--|
| 09/04/0455 | 1973 Chevy Blazer | CK4183F172712 | 26 | M | 65+ mph | Ran off right side of road 278 feet, moving down embankment. Travelled up and over knoll becoming airborne for 76 feet. Rollover 1/2 time after moving an additional 81 feet. Driver pinned underneath (restraint in use). Passenger ejected (restraint not used). | Fatal, driver |
| 11/29/0200 | 1970 Ford Bronco | U15QLJ34138 | 22 | M | 55 mph | Ran off right side of road on left curve for 107 feet, became airborne for 29 feet over dry creekbed; traveled 19 feet. Struck embankment and rolled over landing on right side. Restraints not used. | Fatal, driver |
| 11/10/0910 | 1968 Kaiser Jeep | 8305017243355 | 30 | F | 45 mph | Lost control on ice on slight right curve, skidded 37 feet into left lane, spun around once for 30 feet and encountered dry pavement in right lane, resulting in a 3/4 rollover as vehicle moved an additional 57 feet. Came to rest on right side. Three occupants ejected; restraints not used. Roll-bar equipped. | Fatal, driver Serious injury, RR pas. |
| 01/11/05/ | 1968 Ford Bronco | U15NLC57979 | 23 | M | 45 mph | Ran off right side of road on left curve for 184 feet, hit tree; spun around once for 54 feet, came to rest on wheels. Restraints not used. | Fatal, RF pas. |
| 10/13/2245 | 1962 Willys Jeep | 57548143609 | 19 | M | 40 mph | Ran off right side of road, overcorrected to left and skidded 60 feet into left lane, striking oncoming car broadside. Spun around in right lane and rolled over for 37 feet, continued for 95 feet, rolled over 1 1/4 times. Came to rest on right side. Lap belts in use; roll-bar equipped. | Fatal, driver Fatal, RF pas. |
| 08/25/0735 | 1977 Chevy Blazer | CL187Z146232 | 30 | M | 50 mph | Struck Dodge Colt broadside at intersection after skidding 32 feet; then skidded 101 feet at 450 angle to intersection, coming to rest in field on wheels. Restraint not used. | Serious injury, driver Fatal, driver (Colt) |
| 08/28/0430 | 1973 Chevy Blazer | CKY183F160037 | 22 | F | 40 mph | Coming to "y" intersection, driver bore left, then apparently decided to turn right instead. Resulting steering correction caused loss of control for 193 feet; vehicle ran off left side of road. Rolled over 1 1/2 times down embankment for 50 feet; came to rest on roof. Restraint not used. | Fatal, driver |

| <u>DATE</u> | <u>YR. & BODY STYLE</u> | <u>VIN. NO.</u> | <u>AGE</u> | <u>SEX</u> | <u>EST. SPEED</u> | <u>ACCIDENT DESCRIPTION</u> | <u>INJURIES</u> |
|-------------|-----------------------------|-----------------|------------|------------|-------------------|---|---|
| 09/06/1330 | 1974 JEEP CJ-5 | J4M83FTA31049 | 26 | F | 40 mph | Lost control on left curve, skidded 106 feet, spun around clockwise once, continued on road 82 feet, ran off right side of road for 25 feet down embankment, rolled over 1-3/4 times; came to rest on right side. RF passenger partially ejected and pinned. No restraints used; roll-bar equipped. | Serious injury, driver Serious injury, CF pas. Fatal, RF pas. |
| 09/03/0810 | 1972 JEEP CJ-5 | J2F835TH12132 | 27 | M | 65 mph | Ran off right side of road, moved parallel to road 168 feet; returned to road for 66 feet, rolled over 2 times coming to rest on right side. Both occupants ejected. Restraints not used; roll-bar equipped. | Fatal, driver Serious injury, RF pas. |
| 07/10/1330 | 1969 Toyota Land Cruiser | FJ4065660 | 34 | M | 25 mph | While turning left off state road onto secondary road, a Lincoln approaching from behind moved into left lane to pass Toyota. Resulting collision drove Toyota off right side of road for 94 feet; rolled over onto right side. Restraints not used. | Fatal, RF pas. Serious injuries, CF, RF, and LR passengers. |
| 07/23/0315 | 1975 Chevy Blazer | CKY185F16812 | 42 | M | 80 mph | Lost control in right lane of interstate after swerving to avoid slower-moving vehicle in right lane. Ran off right shoulder, skidded 137 feet, struck guardrail and slid on top of it 94 feet; then struck bridge abutment, coming to rest on wheels. Restraints not used; roll-bar equipped. | Fatal, driver |
| 08/14/0200 | 1975 Chevy Blazer | CK185F172480 | 50 | F | 55 mph | Ran off right side of road on left curve 202 feet; plunged down 40 foot embankment 142 feet; rolled over 2 1/2 times, coming to rest on roof. Both occupants ejected. Restraints not used. | Serious injury, driver |
| 04/23/2000 | 1974 International Scout | 4585500G012638 | 41 | F | 60 mph | Entering right curve, vehicle moved into left lane for 481 feet, swerved back into right lane for 30 feet, ran off right side of road for 74 feet, re-entered roadway and rolled over 1 1/2 times for 77 feet. Both occupants ejected; restraints not used. | Fatal, driver Serious injury, RF pas. |
| 05/15/0400 | 1976 JEEP Renegade | J6M83EA071604 | 30 | M | 50 mph | Ran off right side of road 126 feet, struck right side of bridge, spun sideways 64 feet, struck bridge and rolled over 2 1/2 times for 91 feet. Came to rest on left side. Lap belt in use; roll-bar equipped. No upper torso restraint. | Fatal, driver |

| <u>DATE</u> | <u>YR. & BODY STYLE</u> | <u>VIN. NO.</u> | <u>AGE</u> | <u>SEX</u> | <u>EST. SPEED</u> | <u>ACCIDENT DESCRIPTION</u> | <u>INJURIES</u> |
|-------------|-----------------------------|-----------------|------------|------------|-------------------|---|---|
| 05/27/0810 | 1976 JEEP CJ-7 | J6F93AA016642 | 17 | M | 55 mph | Hit from behind by Chevy Malibu, vehicle slid broadside on roadway for 83 feet, rolled over $\frac{1}{4}$ times, slid 26 feet; rolled onto its top and slid 90 feet. Then ran off road for 126 feet, rollover one time. Passenger ejected. Both vehicles pulling trailers. JEEP restraints not used; roll-bar equipped. | Fatal, RF pas. |
| 06/25/1645 | 1976 Ford Bronco | V15GLC000034 | 29 | F | 70 mph | Ran off right side of road for 160 feet, reentered roadway for 148 feet; lost control, ran off right side of road, rolling $2\frac{1}{4}$ times for 146 feet. Came to rest on right side. Lap belt not used, driver ejected. | Fatal, driver |
| 02/23/2140 | 1973 Chevy Blazer | CKV1836105993 | 31 | M | 50 mph | Driving down wrong side of road, vehicle hit Kenworth truck head-on, pushed back 40 feet by truck. Came to rest on wheels. Lap belt not used. | Fatal, driver |
| 02/27/1010 | 1973 Chevy Blazer | CKY183F113155 | 38 | M | 50 mph | Hit Chevy pick-up head on while pick-up was passing in Blazer's lane. Both vehicles spun around, pointing in opposite directions and remained on wheels. Blazer's restraints not used. | Serious injuries, driver, RF and LR passengers Fatal, driver (Pick-up) |
| 03/21/1455 | 1946 Willys Jeep | CJ2A31752 | 24 | M | 55 mph | Ran off right side of road onto shoulder for 36 feet, entered dirt shoulder for 81 feet. Ran 26 feet down embankment, rolled over end-over-end for 30 feet, coming to rest on left side. Driver ejected and pinned; restraints not used. Roll-bar equipped. | Fatal, driver |
| 04/06/1530 | 1973 Chevy Blazer | CKY183F154885 | 19 | M | 60 mph | Ran off left side of road, followed ditch for 187 feet on four wheels and 96 feet on two wheels, rolled over 2 times for 116 feet, came to rest on wheels. All occupants ejected, restraints not used. | Fatal, driver Serious injuries, RR and RL pas. |
| 04/17/0200 | 1973 Ford Bronco | U15GLQ66905 | 27 | M | 50 mph | On right curve, vehicle entered left lane and collided with oncoming car, then spun around and rolled $\frac{1}{4}$ time onto its right side. Lap belt in use. | Serious injury, driver |
| 02/27/0540 | 1973 International Scout II | 39858CGD21447 | 32 | F | 55 mph | On left curve downgrade, Scout lost control, spun once and skidded into left lane, hitting JEEP head-on. Lap belt used by Scout driver; no restraints used in JEEP. | Scout: Serious injury, driver JEEP: Fatal, driver Fatal, RF pas. Serious injury, CR pas. |
| | 1972 JEEP Wagoneer | V2A14ACN52780 | 37 | M | 45 mph | | |

| DATE | YR. & BODY STYLE | VIII. NO. | AGE | SEX | EST. SPEED | ACCIDENT DESCRIPTION | INJURIES |
|------------|--------------------------|-----------------|-----|-----|------------|---|---|
| 12/30/1950 | 1974 Chevy Blazer | CKY184997916 | 38 | M | 50 mph | Ran off road for 87 feet, skidded broadside back across road for 63 feet, rolled over onto top for 25 feet, stopped against tree. No restraints used. | Fatal, driver Serious injury, CR pas. |
| 12/16/2345 | 1957 Willys Jeep CJ-5 | 5774812539 | 25 | M | 55 mph | Ran off right side of road on right curve for 264 feet, hit post. Crossed 71 feet to left side of road, ran off road 113 feet and rolled over onto roof. No restraints. | Fatal, driver |
| 12/09/1530 | 1975 Chevy Blazer | CKY185F15380 | 44 | M | 60 mph | Lost control, ran off left side of road 93 feet, hit parked vehicle. Continued for 200 feet parallel to road, hit tree. Continued for 156 feet, crossing roadway and hitting utility pole broadside. Came to rest on wheels; all occupants ejected (no restraints used). | Fatal, LR pas. |
| 12/01/1055 | 1975 Ford Bronco | U15CLV47732 | 67 | M | 40 mph | Ran off right side of road for 64 feet, re-entered roadway and skidded broadside for 94 feet across road. Rolled over 1 1/2 times 23 feet down embankment; both occupants pinned in vehicle. Restraints not used. | Serious injury, driver Fatal, RF pas. |
| 05/08/1915 | 1965 International Scout | 58C4X4FC113306A | 25 | M | 50 mph | Ran into a hydroplaning TR-7 broadside as the southbound TR-7 crossed into northbound Scout's path. Lap belt used. | Serious injury, driver Fatal, driver and RF pas. (TR-7) |
| 06/02/1650 | 1971 Chevy Blazer | KE1815621704 | 17 | M | 45 mph | Hit southbound Chevy broadside after the Chevy had crossed into northbound traffic. No restraints used. | Serious injury, driver Fatal, driver (Chevy) |
| 11/27/0345 | 1970 JEEP CJ-5 | 8305017362770 | 18 | M | 30 mph | After making left turn at intersection, vehicle ran off right side of road, moving parallel to road for 49 feet and striking a post, sign and bridge railing, after which it rolled over 3/4 time down a 10 foot embankment, coming to rest on left side. All occupants ejected; RF passenger pinned. No restraints used. | Fatal, RF pas. |
| 09/02/1635 | 1968 Ford Bronco | U15NLC62387 | 21 | M | 60 mph | Driving down wrong side of road, Bronco struck left front of oncoming Chevy. A Kenworth truck, approaching behind the Chevy, swerved to avoid collision and hit Bronco broadside knocking it off right side of road. Bronco remained on its wheels; no restraints used. | Fatal, driver |

| DATE | YR. & BODY STYLE | VIN. NO. | AGE | SEX | EST. SPEED | ACCIDENT DESCRIPTION | INJURIES |
|------------|--------------------------|---------------|-----|-----|--------------------|---|--|
| 11/29/0745 | 1972 Chevy Blazer | DKE1825129077 | 33 | F | 20 mph | Skidded on ice into side of Plymouth stopped in left lane of road. No restraints used. | Fatal, driver (Plymouth). |
| 04/25/1435 | 1967 JEEP | 8705F1611511 | 19 | M | Unknown | Ran off right side of highway; lost control while trying to re-enter roadway, rolled onto its left side, slid 65 feet then rolled over once coming to rest on left side. No restraints used. | Fatal, driver |
| 09/04/0145 | 1973 JEEP CJ-5 | J3F335TA60401 | 25 | M | 40 mph | Ran off right side of road on left curve and rolled over for 61 feet coming to rest on top in river. Driver ejected. No restraints used. | Fatal, RF pas. |
| 09/03/0110 | 1970 Ford Bronco | U156L80694 | 38 | M | 60 mph | On right curve, vehicle crossed centerline into left lane for 76 feet, skidded sideways for 20 feet, ran off left side of road, and rolled over once for 76 feet; rolled over again for 46 feet and came to rest on its wheels. Both occupants ejected between rollovers. No restraints used. | Fatal, driver Serious injury, RF pas. |
| 04/24/1625 | 1967 JEEP Wagoneer | 1414C106722 | 34 | M | 3 mph | Collided with westbound VW while turning left (East) from southbound lane of intersection. Wheels remained on road; restraints not used. | Fatal, driver (VW) |
| 03/14/1028 | 1974 Ford Bronco | U156LT12297 | 23 | M | 45 mph | Left front end of vehicle hit by train at trestle. No restraints used. | Fatal, driver |
| 03/15/2215 | 1976 International Scout | A83880A505410 | 27 | M | 10 mph | Hit broadside by oncoming car while making a left turn. No restraints used | - |
| 09/05/1200 | 1974 JEEP Cherokee | | 24 | M | 25 mph | Collided head-on with motorcycle traveling on wrong side of road. Lap belts and upper torso restraints in use. | Fatal, driver (motorcycle) |
| 12/21/2335 | 1967 JEEP Wagoneer | 141409478 | 16 | M | "hi rate of speed" | Lost control and skidded 65 feet, rolled over 1 1/4 times, coming to rest on left side. | Fatal, driver |
| 09/09/1732 | 1966 International Scout | FC160198A | 21 | M | 25 mph | Lost control while attempting to turn right into driveway, skidded on grass. Rolled over onto roof; driver ejected; right front passenger pinned. No restraints used. | Fatal, RF pas. |

