

LOG NUMBER

THE UNIVERSITY OF MICHIGAN
Detroit Area Study

Spring-Summer 1987
Project # 468636

A STUDY OF GREATER DETROIT, 1987

<p>SURVEY RESEARCH CENTER INSTITUTE FOR SOCIAL RESEARCH THE UNIVERSITY OF MICHIGAN ANN ARBOR, MICHIGAN 48109</p>	<p>1. INTERVIEWER'S LABEL</p>
---	-------------------------------

496352

1968	-	36 pp	(ds→ss)
1969	-	36 pp	(ds→ss)
1971	-	52 pp	(ds→ss)
1976	-	52 pp	(ss→ss)
1974	-	36 pp	(ds→ss)
1987	-	92 pp	(ds→ss)
1989	-	68 pp	(ds→ss)

2. YOUR INTERVIEW NUMBER: _____

3. DATE OF INTERVIEW: _____

4. LENGTH OF INTERVIEW: _____
(MINUTES)

5. LENGTH OF EDIT: _____
(MINUTES)

6. SAMPLE ID NUMBER (FROM COVERSHEET):

7. QUESTIONNAIRE IS FORM:
 X Z

THIS STATEMENT MUST BE READ TO ALL RESPONDENTS:

This interview is completely confidential and voluntary. If we should come to any question you do not want to answer, let me know and we'll go on to the next question.

1987 DETROIT AREA STUDY
A STUDY OF GREATER DETROIT, 1987

SECTION A: WORK AND MARRIAGE

A1. TIME NOW _____

THIS STATEMENT MUST BE READ TO ALL RESPONDENTS:

This interview is completely confidential and voluntary. If we should come to any question you do not want to answer, let me know and we'll go on to the next question.

A2. The first thing we'd like to know is how many years you have lived in the greater Detroit Area; that is, in Wayne, Macomb, or Oakland counties?

_____ YEARS
↓

95. WHOLE LIFE

GO TO A4

A3. In what state (OR COUNTRY) were you born?

_____ STATE _____ COUNTRY

A4. How many years have you lived in this (house/apartment/trailer)?

_____ YEARS

95. WHOLE LIFE

A5. We are also interested in the kind of work people do. Are you doing any work for pay now?

1. YES



5. NO

GO TO A7

A6. How many hours did you work last week, at all jobs?

_____ HOURS

TURN TO PAGE 3, A9

A7. Are you retired, laid off, unemployed, disabled, a homemaker, (a student,) or what?

1. LAID OFF

TURN TO PAGE 3, A9

2. RETIRED

TURN TO PAGE 3, A9

3. UNEMPLOYED

4. DISABLED

5. HOMEMAKER

6. STUDENT

7. OTHER

SPECIFY:

A8. Have you ever worked for pay?

1. YES

TURN TO PAGE 3, A9

5. NO

TURN TO PAGE 6, A22

A9. What kind of work (do/did) you normally do? That is, what (is/was) your job called?

OCCUPATION: _____

A10. IF NOT ALREADY ANSWERED, ASK: What (do/did) you actually do in that job? Tell me what (are/were) some of your main duties?

A11. What kind of place (do/did) you work for? _____

INDUSTRY: _____

A12. IF NOT ALREADY ANSWERED, ASK: What (do/did) they make or do at the place where you work(ed)?

A13. IF ALREADY ANSWERED, CODE WITHOUT ASKING: (Are/Were) you self-employed or (do/did) you work for someone else?

1. SELF-EMPLOYED

5. SOMEONE ELSE

GO TO A16

A14. (Do/Did) you employ any other people?

1. YES

5. NO

A15. How many people (do/did) you employ?

2. 1-9

3. 10-99

4. 100-999

5. 1,000 or more

TURN TO PAGE 5, A18

A16. (Do/Did) you have a supervisor on your job to whom you (are/were) directly responsible?

1. YES

5. NO

TURN TO PAGE 5, A18

A17. (Does/Did) that person have a supervisor on the job to whom he or she (is/was) directly responsible?

1. YES

5. NO

A18. In your job, (do/did) you supervise anyone who (is/was) directly responsible to you?

1. YES

5. NO

GO TO A20



A19. (Do/Did) any of those persons supervise anyone else?

1. YES

5. NO

A20. (DO NOT ASK IF SELF-EMPLOYED) Did you ever have a business of your own or work for yourself?

1. YES

5. NO

TURN TO PAGE 6, A22



A21. What type of work did you do? _____

A22. INTERVIEWER CHECKPOINT: FORM EXPERIMENT

<input type="checkbox"/>	1. FORM X IS CHECKED ON COVERSHEET
<input type="checkbox"/>	2. FORM Z IS CHECKED ON COVERSHEET: TURN TO PAGE 7, A29

↓

A23. [RB, p. 1] (DO NOT ASK IF R IS DISABLED IN A7) Some people tell us that they couldn't really be happy unless they were working at some job (IF HOMEMAKER ADD: or keeping house). But others say that they would be a lot happier if they didn't have to work and could take life easy. How do you feel about this?

1. NOT HAPPY UNLESS WORKING

5. HAPPIER NOT WORKING

A24. Why is that? _____

A25. Would you please look at page two in the booklet and tell me which thing on this list you would most prefer in a job?

_____ NUMBER

1. HIGH INCOME
2. NO DANGER OF BEING FIRED
3. WORKING HOURS ARE SHORT, LOTS OF FREE TIME
4. CHANCES FOR ADVANCEMENT
5. THE WORK IS IMPORTANT AND GIVES A FEELING OF ACCOMPLISHMENT

A26. Which comes next? _____

A27. Which is third most important? _____

A28. Which is fourth most important? _____

TURN TO PAGE 8, A35

A29. Would you please look at page two in the booklet and tell me which thing on this list you would most prefer in a job?

_____ NUMBER

1. HIGH INCOME
2. NO DANGER OF BEING FIRED
3. WORKING HOURS ARE SHORT, LOTS OF FREE TIME
4. CHANCES FOR ADVANCEMENT
5. THE WORK IS IMPORTANT AND GIVES A FEELING OF ACCOMPLISHMENT

A30. Which comes next? _____

A31. Which is third most important? _____

A32. Which is fourth most important? _____

A33. [RB, p. 3] (DO NOT ASK IF R IS DISABLED IN A7) Some people tell us that they couldn't really be happy unless they were working at some job (IF HOMEMAKER ADD: or keeping house). But others say that they would be a lot happier if they didn't have to work and could take life easy. How do you feel about this?

1. NOT HAPPY UNLESS WORKING

5. HAPPIER NOT WORKING

A34. Why is that? _____

A35. Now I'd like to turn to the topic of marriage and family. Are you now married, widowed, divorced, separated, or have you never been married?

1. MARRIED

GO TO A39

2. WIDOWED

3. DIVORCED

4. SEPARATED

A36. How many years have you been (widowed/divorced/separated)?

_____ YEARS
GO TO A39

5. IF VOL:
LIVING WITH



6. NEVER MARRIED

TURN TO PAGE 10, A49

A37. Do you think of this relationship as a marriage?

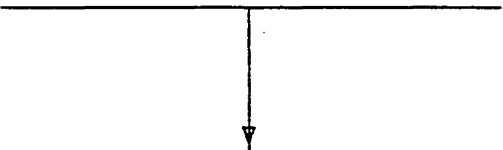
1. YES



5. NO



INTERVIEWER: TREAT R'S CURRENT
RELATIONSHIP AS A MARRIAGE,
AND GO TO A39 BELOW.



A38. Have you ever been married?

1. YES



5. NO

TURN TO PAGE 10, A49

A39. How many times have you been married, in all?
_____ MARRIAGES

A40. INTERVIEWER CHECKPOINT: NUMBER OF MARRIAGES

1. ONE MARRIAGE

5. TWO OR MORE MARRIAGES



A41. How many years were you married to your first (husband/wife)?

_____ YEARS

A42. Did your first marriage end by death or divorce?

1. DEATH

2. DIVORCE

3. IF VOL: ANNULLMENT

A43. How many years (have you been/ were you) married?

_____ YEARS

A44. How many years (have you been/ were you) married to your (present/most recent) spouse?

_____ YEARS

A45. (Is/Was) this your (husband's/ wife's) first marriage?

1. YES

5. NO

TURN TO PAGE 10, A49



A46. (Is/Was) this your (present/most recent) spouse's first marriage?

1. YES

5. NO

TURN TO PAGE 10, A49



A47. How many years was (he/she) married to (his/her) first (wife/husband)?

_____ YEARS

A48. Did (his/her) first marriage end by death or divorce?

1. DEATH 2. DIVORCE 3. IF VOL: ANNULLMENT

A49. Changing the subject now, do you think it is a good idea or a bad idea to buy things with a credit card?

1. GOOD IDEA

5. BAD IDEA

A50. Why do you feel that way? _____

A51. Do you think it is a good idea or a bad idea to buy things on an installment or monthly payment plan?

1. GOOD IDEA

5. BAD IDEA

A52. Why do you feel that way? _____

A53. Some people tell us that they try to keep careful records of how much they spend on everything, while others tell us they don't. Do you keep careful records of expenditures in your family or household?

1. YES

5. NO

A54. Do (you/you or your (husband/wife)) have any savings or investments?

1. YES

5. NO SAVINGS OR INVESTMENTS

A55. Do you think every family or household should save a part of its income every month, or not?

1. YES

5. NO

TURN TO PAGE 12, B1

A56. How important do you feel this is -- should people save even if it means doing without some things they could really use, or should they save only when they can do it without trouble?

1. SAVE BY DOING WITHOUT

5. SAVE IF WITHOUT TROUBLE

SECTION B: POLITICS AND PUBLIC AFFAIRS

B1. [RB, p. 4] Now I have some questions about political issues. Some people say the government should do more than it has in connection with problems such as housing, unemployment, education, and so on. But others say the government is already doing too much along these lines. On the whole, would you say that what the government is doing now is too much, about right, or not enough?

1. TOO MUCH

3. ABOUT RIGHT

5. NOT ENOUGH

B2. Generally speaking, do you think of yourself as a Republican, a Democrat, an independent, or what?

1. REPUBLICAN

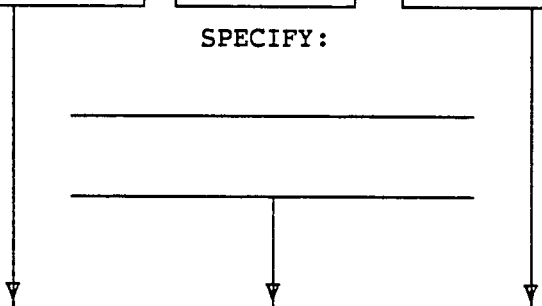
2. DEMOCRAT

3. INDEPENDENT

7. OTHER

5. NO PREF.

SPECIFY:



B3. In general, do you consider yourself closer to the Republican Party or the Democratic Party?

1. REPUBLICAN

2. DEMOCRATIC

3. IF VOL: NEITHER

- B4. Many people tell us they didn't vote in the last presidential election. Do you remember if you happened to vote in the election in 1984?

1. YES, VOTED	5. NO, DID NOT VOTE	8. DOESN'T REMEMBER
	GO TO B6	GO TO B6

↓

B5. Did you vote for Reagan or Mondale?

1. REAGAN	2. MONDALE	7. OTHER: SPECIFY _____
-----------	------------	-------------------------

- B6. Do you remember if you voted in the 1986 state election?

1. YES, VOTED	5. NO, DID NOT VOTE	8. DOESN'T REMEMBER
	GO TO B8	GO TO B8

↓

B7. Did you vote for Blanchard, or for Lucas?

1. BLANCHARD	2. LUCAS	7. OTHER: SPECIFY _____
--------------	----------	-------------------------

- B8. [RB, p. 5] Looking ahead, we're interested in finding out what sort of person people would most like to see in the White House when President Reagan's term is up. Would you prefer a candidate who bases the campaign on a belief in God and the American way of life, or one who bases the campaign on a discussion of political and economic problems?

1. GOD AND THE AMERICAN WAY	5. POLITICAL AND ECONOMIC PROBLEMS
-----------------------------	------------------------------------

- B9. [RB, p. 6] Would you prefer a president who gets things done by never letting governmental rules and regulations stop him, or one who takes longer to get most things done but generally abides by the rules and regulations?

1. NEVER LETS RULES AND
REGULATIONS STOP HIM

5. ABIDES BY RULES

- B10. In this country the Constitution guarantees the right of free speech to everyone. In your opinion, does this include the right for someone to make speeches criticizing what the President does?

1. YES

5. NO

- B11. In your opinion, does the right of free speech include the right for someone to make speeches against religion?

1. YES

5. NO

- B12. In your opinion, does the right of free speech include the right for someone to make speeches in favor of Fascism or dictatorship?

1. YES

5. NO

- B13. In your opinion, does the right of free speech include the right for someone to make speeches in favor of Communism? (I.E., SPEECHES ONLY)

1. YES

5. NO

- B14. Personally, do you think white students and black students should go to the same schools, or to separate schools?

1. SAME SCHOOLS

5. SEPARATE SCHOOLS

B15. INTERVIEWER CHECKPOINT: R'S RACE BY OBSERVATION

<input type="checkbox"/>	1. R IS BLACK
<input type="checkbox"/>	5. ALL OTHERS: GO TO B17

↓

B16. Would you be at all disturbed or unhappy if a white person with the same income and education as you, moved into your block?

1. YES

GO TO B18

5. NO

GO TO B18

B17. Would you be at all disturbed or unhappy if a black person with the same income and education as you, moved into your block?

1. YES

5. NO

B18. How worried are you about our country getting into a nuclear war? Are you very worried, somewhat worried, or not worried at all?

1. VERY WORRIED

3. SOMEWHAT WORRIED

5. NOT WORRIED

B19. Here are several statements which you sometimes hear people make, and I'd like to find out how you feel about them. After each one you can tell me whether you agree with it or not. You will probably find you agree with some, and disagree with others. In each case, just give me your first reaction -- don't spend any time on them. The first statement is:

Most public officials are not really interested in the problems of the average person. Do you agree or disagree?

1. AGREE

5. DISAGREE

B20. These days a person doesn't really know whom he can count on.

1. AGREE

5. DISAGREE

B21. Children born today have a wonderful future to look forward to.

1. AGREE

5. DISAGREE

B22. While we're talking about children, would you please look at page 7 in the booklet. If you had to choose, which thing on this list would you pick as the most important for a child to learn to prepare him or her for life?

NUMBER

1. TO OBEY
2. TO BE WELL LIKED OR POPULAR
3. TO THINK FOR HIMSELF OR HERSELF
4. TO WORK HARD
5. TO HELP OTHERS WHEN THEY NEED HELP

B23. Which comes next? _____

B24. Which comes third? _____

B25. Which comes fourth? _____

- B26. On page 8 of the booklet is a scale that I want you to use to tell me how satisfied you are with some different things in your life. This is how we will use it. If you are completely satisfied with the thing I mention, you would say "one." If you are completely dissatisfied, you would say "seven." If you are neither completely satisfied nor completely dissatisfied, you would put yourself from two to six; for example, four means that you are neutral, or just as satisfied as you are dissatisfied.

How satisfied are you with (DETROIT/SUBURB) as a place to live?

1	2	3	4	5	6	7
Completely Satisfied			Neutral	Completely Dissatisfied		

- B27. How satisfied are you with this particular neighborhood?

1	2	3	4	5	6	7
---	---	---	---	---	---	---

- B28. All things considered, how satisfied are you with your life as a whole?

1	2	3	4	5	6	7
---	---	---	---	---	---	---

- B29. All things considered, how satisfied are you with your family life?

1	2	3	4	5	6	7
---	---	---	---	---	---	---

- B30. How satisfied are you with the amount of income (you receive/your family receives)?

1	2	3	4	5	6	7
---	---	---	---	---	---	---

- B31. The things people have -- housing, cars, furniture, recreation and the like -- make up their standard of living. Considering everything, how satisfied are you with your standard of living?

1	2	3	4	5	6	7
---	---	---	---	---	---	---

SECTION C: RELIGION

C1. Now I'm going to turn to some questions on religion. How much interest do you have in religion: much, some, little, or none?

1. MUCH

2. SOME

3. LITTLE

4. NONE

C2. Do you have a religious preference? That is, are you Protestant, Catholic, Jewish, or some other religion? (RECORD R'S EXACT RESPONSE. DO NOT MARK "PROTESTANT" UNLESS CHOSEN BY R.)

1. PROTESTANT

2. CATHOLIC

3. JEWISH

7. OTHER RELIGION OR DENOMINATION

5. NO PREF.

TURN TO PAGE 19, C7

TURN TO PAGE 19, C7

Specify: _____

TURN TO PAGE 19, C6

C3. What specific denomination is that?

C5. IF NECESSARY: Do you consider this to be a Protestant denomination?

1. YES

5. NO

8. DK

CONSIDER AS "OTHER"

TURN TO PAGE 19, C7

C4. Do you consider yourself Orthodox, Conservative, Reform, or none of these?

1. ORTHODOX

2. CONSERVATIVE

3. REFORM

5. NONE

TURN TO PAGE 19, C7

C6. INTERVIEWER CHECKLIST FOR "OTHER" IN C2: NON-PROTESTANT OTHER RELIGIONS

Buddhist
 Orthodox (Eastern, Greek, Russian, etc.)
 Shinto
 Muslim
 Bahai
 Hindu

IF R'S RESPONSE IS ON THIS LIST, GO TO C7 AND MARK "OTHER" (4)

FOR ALL OTHERS, ASK: Do you consider this to be a Protestant denomination?

1. YES

5. NO

8. IF VOL: DON'T KNOW

MARK "PROTESTANT"
 (1) BELOW

MARK "OTHER" (4) BELOW

C7. INTERVIEWER CHECKPOINT AND REVIEW

(IF NECESSARY, SEE PREVIOUS PAGE, C2-C5)

1. R IS PROTESTANT
2. R IS CATHOLIC
3. R IS JEWISH
4. R IS OF OTHER FAITH, DOESN'T KNOW, OR DOESN'T CONSIDER SELF TO BE PROTESTANT
5. R HAS NO PREFERENCE

USE THIS INFORMATION TO MARK THE CORRECT BOX IN THE
 CHECKPOINT ON PAGE 47

C8. Have you always (been a SPECIFIC DENOMINATION/had no preference)?

1. YES

5. NO

C9. What was your religious preference previously? _____

C10. What were your reasons for changing? _____

C11. At what age did you make this change? _____

C12. When you were growing up, did you attend Sunday school or religious instruction classes regularly, most of the time, some of the time, or never?

1. REGULARLY

2. MOST OF THE TIME

4. SOME OF THE TIME

5. NEVER

7. IF VOL: ATTENDED PAROCHIAL SCHOOL

C13. Did you ever join a (church/synagogue/temple) when you were growing up, that is, become a member by confirmation or such?

1. YES

5. NO

C14. Did you always live with both your mother and father until you were about 16 years old? (DON'T COUNT INTERRUPTIONS OF LESS THAN A YEAR.)

1. YES

GO TO C18

5. NO



C15. What happened? _____

C16. Did someone else raise you in place of (THE ABSENT PARENT/S)?

1. YES



5. NO

----> GO TO C18

C17. Who was that? (SPECIFY RELATIONSHIP)

C17a. FATHER REPLACEMENT: _____

C17b. MOTHER REPLACEMENT: _____

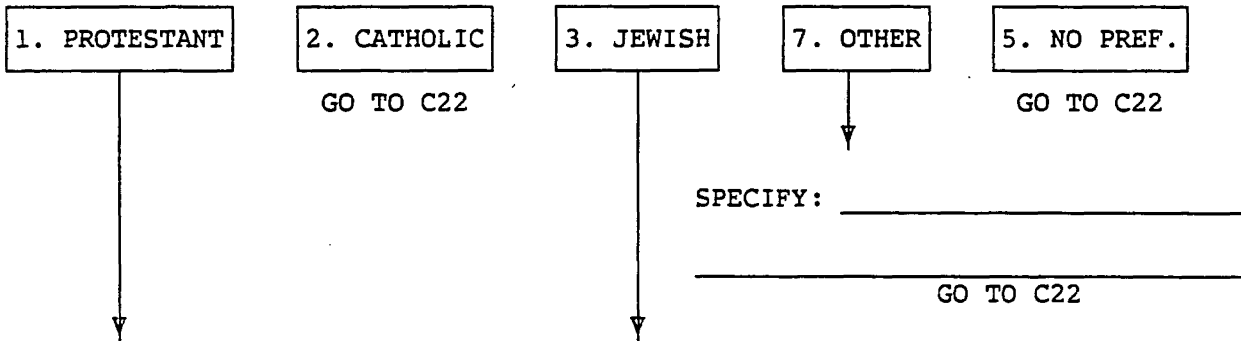
C17c. IF NECESSARY: Who do you consider your main parent(s)?
INDICATE THOSE PERSONS IN C17a AND C17b AND USE THEM IN ASKING C18-C31.

C18. (IF NECESSARY) Is your father (REPLACEMENT) still living?

1. YES

5. NO

C19. (ASK EVERYONE) What (is/was) the religious preference of your father (REPLACEMENT)?



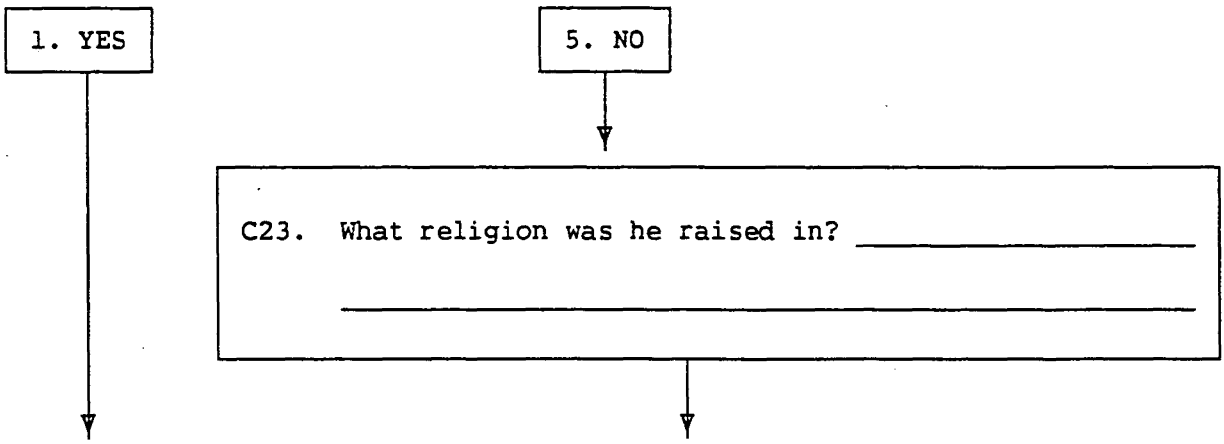
C20. What specific denomination is that, if any?

C21. Is that Orthodox, Conservative, Reform, or none of these?

1. ORTHODOX 2. CONSERVATIVE

3. REFORM 5. NONE

C22. Was he raised (in this religion/with no preference)?



C24. When your father (REPLACEMENT) was about your age, was he more religious than you are, about as religious, or would you say he was less religious than you are now?

1. MORE RELIGIOUS 3. ABOUT AS RELIGIOUS 5. LESS RELIGIOUS

C25. (IF NECESSARY) Is your mother (REPLACEMENT) still living?

1. YES

5. NO

C26. (ASK EVERYONE) What (is/was) the religious preference of your mother (REPLACEMENT)?

1. PROTESTANT

2. CATHOLIC

3. JEWISH

7. OTHER

5. NO PREF.

GO TO C29

GO TO C29

SPECIFY: _____

GO TO C29

C27. What specific denomination is that, if any?

C28. Is that Orthodox, Conservative, Reform, or none of these?

1. ORTHODOX 2. CONSERVATIVE

3. REFORM 5. NONE

C29. Was she raised (in this religion/with no preference)?

1. YES

5. NO

TURN TO PAGE 24, C31

C30. What religion was she raised in? _____

C31. When your mother (REPLACEMENT) was about your age, was she more religious than you are, about as religious, or would you say she was less religious than you are now?

1. MORE RELIGIOUS

3. ABOUT AS RELIGIOUS

5. LESS RELIGIOUS

C32. [RB, p. 9] About how often, if ever, have you attended religious services during the last year: Would you say more than once a week, once a week, two or three times a month, once a month, a few times a year or less, or never?

1. MORE THAN
ONCE A WEEK

2. ONCE
A WEEK

3. TWO OR THREE
TIMES A MONTH

4. ONCE A
MONTH

5. A FEW TIMES
A YEAR OR LESS

6. NEVER ----> TURN TO PAGE 25, C36

C33. Which of the reasons on page 10 of the booklet is the main reason you attend (church/synagogue/temple)?

_____ NUMBER

1. BECAUSE I'VE ALWAYS GONE
 2. TO MEET MY FRIENDS
 3. FAMILY OR FRIENDS EXPECT IT
 4. TO WORSHIP GOD OR PRAY
 5. GOD EXPECTS IT
 6. TO HEAR SERMON
 7. TO LEARN HOW TO BE A BETTER PERSON
 8. MAKES ME FEEL BETTER
 9. OTHER (SPECIFY) _____
- _____

C34. Would you say you now attend religious services more often, about the same, or less often than you did 10 or 15 years ago?

1. MORE OFTEN

3. SAME

5. LESS OFTEN

TURN TO PAGE 26, C38

C35. What has been the reason for the change? _____

TURN TO PAGE 26, C38

C36. (IF ANSWERED "NEVER" IN C32) Would you say you now attend religious services about the same or less often than you did 10 or 15 years ago?

3. SAME

5. LESS OFTEN

TURN TO PAGE 27, C47

C37. What has been the reason for the change? _____

TURN TO PAGE 27, C47

C38. Is there a (church/synagogue/temple) you usually attend?

1. YES

5. NO

TURN TO PAGE 27, C47



C39. Which one is that? (PROBE FOR FULL NAME OF CHURCH ORGANIZATION, ADDRESS, AND CITY. LIST NO MORE THAN TWO.)

C40. (IF NECESSARY) Which do you consider your main (church/synagogue/temple)?

C41. Are you a member of that congregation or parish?

1. YES

5. NO

C42. About how many years have you been going there?

_____ YEARS

97. ALL MY LIFE

TURN TO PAGE 27, C44



C43. What was the last Detroit area (church/synagogue/temple) you attended before this one? (PROBE FOR FULL NAME AND LOCATION.)

01. NONE

C44. Do you take part in any of the activities or organizations of your (church/synagogue/temple) other than attending services?

1. YES

5. NO

GO TO C47



C45. What sort of activities or organizations are these? _____

C46. [RB, p. 11] How often have you done these things, all told, during the last year: would you say more than once a week, once a week, two or three times a month, once a month, a few times a year or less, or never?

1. MORE THAN
ONCE A WEEK

2. ONCE
A WEEK

3. TWO OR THREE
TIMES A MONTH

4. ONCE
A MONTH

5. A FEW TIMES
A YEAR OR LESS

6. NEVER

C47. All things considered, do you think you are more interested, about as interested, or less interested in religion than you were 10 or 15 years ago?

1. MORE INTERESTED

3. SAME

5. LESS INTERESTED

TURN TO PAGE 28, D1



C48. What has been the reason for the change? _____

SECTION D: RELIGIOUS BELIEFS

D1. There's been a lot of talk about religion this year, so we are especially interested in people's religious beliefs. Some people wonder whether there is a God. How do you feel -- do you believe there is a God, or not?

1. YES

TURN TO PAGE 31, D12

5. NO



D2. Did you ever believe in God?

1. YES



5. NO

TURN TO PAGE 29, D4

D3. What first caused you to doubt your belief in God?

D4. Do you have other spiritual beliefs?

1. YES

5. NO

GO TO D6



D5. Could you tell me a little about them? _____

D6. Many of the people who believe in God say that when things go wrong and the future looks dark, their belief in God and His goodness keeps them going. Do you have any beliefs that help you at times like this?

1. YES

5. NO

TURN TO PAGE 30, D8



D7. Could you tell me more? _____

D8. Do you believe in a life after death, or not?

1. YES

5. NO

GO TO D10



D9. Could you tell me about your belief? _____

D10. Do you ever pray or meditate or something like that?

1. YES

5. NO

TURN TO PAGE 36, D34



D11. Could you tell me more about that? _____

TURN TO PAGE 36, D34

D12. Do you think God is a Heavenly Father who watches over you and helps you, or do you have some other belief?

1. HEAVENLY FATHER

GO TO D15

7. OTHER BELIEF



D13. What is that other belief? _____

D14. Many of the people who believe in God as a Heavenly Father say that when things go wrong and the future looks dark, their belief in God's love and goodness keeps them going. In your own life, do you have any beliefs that help you in this way?

1. YES 5. NO

D15. Do you believe that God answers people's prayers, or not?

1. YES

5. NO

D16. About how often do you pray? (DO NOT READ OPTIONS)

1. SEVERAL
TIMES A DAY

2. ONCE
A DAY

3. A FEW
TIMES A WEEK

4. ONCE
A WEEK

5. LESS THAN
ONCE A WEEK

6. NEVER

D17. Do you believe in a life after death, or not?

1. YES

5. NO

GO TO D20

D18. Do you believe that in the next life some people will be punished and others rewarded by God?

1. YES

5. NO

GO TO D20

D19. Do you believe that God judges people on the basis of whether they had faith and trust in Him, or on the basis of the kind of lives they led?

1. FAITH

5. KIND OF LIVES

D20. Do you believe that, when they are able, God expects people to worship Him in their churches and synagogues every week?

1. YES

5. NO

D21. Some religious groups teach that the world is soon coming to an end. Do you believe that the world is soon coming to an end, or not?

1. YES

5. NO

D22. Are you at all afraid of God?

1. YES

5. NO

D23. [RB, p. 12] Do you think God is more concerned with the way people treat others, or is God more concerned with their attendance at church or synagogue, or would you say these things are equally important to Him?

1. HOW PEOPLE
TREAT OTHERS

3. BOTH EQUALLY
IMPORTANT

5. ATTENDANCE
AT SERVICES

D24. [RB, p. 13] Do you think that God is more pleased when people try to get ahead, or when people are satisfied with what they have and don't try to push ahead?

1. TRY TO GET AHEAD

5. ARE SATISFIED

D25. Do you think the work you do is as important in God's eyes as the work of ministers, priests, and rabbis, or not?

1. YES

5. NO

D26. What do you believe about Jesus? Do you believe that Jesus was God's only Son sent into the world by God to save sinful people, or do you believe that he was simply a very good man and teacher, or do you have some other belief?

1. GOD'S ONLY SON

GO TO D28

2. A GOOD MAN AND TEACHER

GO TO D28

7. OTHER



D27. What is that belief? _____

D28. Have you ever doubted that there is a God?

1. YES



5. NO

TURN TO PAGE 35, D31

D29. What caused you to doubt? _____

D30. What caused you to give up your doubts? _____

D31. Do you feel that someone who doesn't believe in God can be a good American, or not?

1. YES

5. NO

D32. When you have decisions to make in your everyday life, how often do you ask yourself what God would want you to do: would you say often, sometimes, or never?

1. OFTEN

3. SOMETIMES

5. NEVER

D33. Do you feel that you have the right to question what your (church/synagogue) teaches, or not?

1. YES

5. NO

D34. Looking at page 14 of the booklet, which of the people or things on this list has had the greatest influence on your religious beliefs?

_____ NUMBER

0. NONE

- 1. FRIENDS
- 2. TEACHERS
- 3. HUSBAND, WIFE, OR CHILDREN
- 4. PARENTS
- 5. MINISTERS, PRIESTS, OR RABBIS
- 6. BOOKS
- 7. TV OR RADIO
- 8. IF VOL: OTHER (SPECIFY) _____

D35. [RB, p. 14] Which has had the next greatest influence? _____

D36. Have you ever had a spiritual or religious experience; that is, a particularly powerful insight or awakening that was important in your life?

1. YES

5. NO

----> TURN TO PAGE 37, D42



D37. Could you tell me a little about it? _____

D38. Is this experience still important to you in your everyday life?

1. YES

5. NO

D39. INTERVIEWER CHECKPOINT: R IS CHRISTIAN

<input type="checkbox"/>	1. R IS CHRISTIAN (FROM PAGE 18, C2 -- SEE Q-BY-Q IF NECESSARY)
<input type="checkbox"/>	2. ALL OTHERS ----> GO TO D42



D40. Was this a conversion experience, a turning point that included asking Jesus Christ to be your personal savior?

1. YES

5. NO

D41. Have you ever tried to encourage someone to believe in Jesus Christ or to accept him as their savior?

1. YES

5. NO

D42. Has religion ever had any effect on your political beliefs?

1. YES

5. NO

TURN TO PAGE 38, D44



D43. In what ways? (GET MAXIMUM DETAIL) _____

D44. What do you think about religious leaders discussing political or social issues from the pulpit? Would you say it is always right, usually right, sometimes right, or never right?

1. ALWAYS RIGHT

2. USUALLY RIGHT

4. SOMETIMES RIGHT

5. NEVER RIGHT

D45. [RB, p. 15] Here are four statements which have been made about the Bible. I'd like you to tell me which is closest to your own view after I read them aloud.

1. The Bible is God's Word and all it says is true.
2. The Bible was written by people inspired by God, and its basic moral and religious teachings are true, but because the writers were human, it contains some errors.
3. The Bible is a valuable book because it was written by wise and good people, but God had nothing to do with it.
4. The Bible was written by people who lived so long ago that it is of little value today.

_____ CLOSEST NUMBER

D46. I have here the names of several people mentioned in the Bible whom we've found are not too well known. Would you tell me if you recognize any of these names, and if so, tell me briefly anything you know about them.

D46. Moses

D47. Mary Magdalene

D48. Peter

D49. Noah

D50. INTERVIEWER CHECKPOINT: R'S INTEREST IN RELIGION

(SEE PAGE 18, C1)

1. R HAS NO INTEREST IN RELIGION: TURN TO PAGE 44, D65

2. ALL OTHERS: TURN TO PAGE 40, D51

D51. INTERVIEWER CHECKPOINT: RELIGION

(SEE PAGE 18, C2)

1. R IS MUSLIM: USE "KORAN"

2. ALL OTHERS: USE "BIBLE"

D52. Have you read any part of the (Bible/Koran) in the last year?

1. YES

5. NO

D53. Have you ever read any part of the (Bible/Koran)?

1. YES

5. NO

TURN TO PAGE 41, D56

D54. How long ago was that?

_____ YEARS

TURN TO PAGE 41, D56

D55. [RB, p. 16] How often have you read the (Bible/Koran) in the last year?

1. EVERY DAY

2. ALMOST EVERY DAY

3. ONCE OR TWICE A WEEK

4. A FEW TIMES A MONTH

5. ONCE A MONTH

6. A FEW TIMES A YEAR

7. LESS THAN ONCE A YEAR

D56. Have you read any religious books, magazines, or newspapers in the past month?

1. YES

5. NO

TURN TO PAGE 42, D58



D57. What were they? _____

D58. Do you ever watch TV programs or listen to radio programs that are about religion or are sponsored by religious groups?

1. YES

5. NO

TURN TO PAGE 43, D63



<p>D59. Which programs have you watched or listened to recently?</p>	<p>D60. Looking at page 16 of the booklet, how often do you watch or listen to each of these programs? (RECORD NUMBER BELOW)</p>
<p>a.</p>	<p>a.</p>
<p>b.</p>	<p>b.</p>
<p>c.</p>	<p>c.</p>
<p>d.</p>	<p>d.</p>
<p>e.</p>	<p>e.</p>
<p>f.</p>	<p>f.</p>
<p>g.</p>	<p>g.</p>

[RB, p. 16]:

1. EVERY DAY

2. ALMOST EVERY DAY

3. ONCE OR TWICE A WEEK

4. A FEW TIMES A MONTH

5. ONCE A MONTH

6. A FEW TIMES A YEAR

7. LESS THAN ONCE A YEAR

D61. Of all the programs you watch on television, about how many are religious programs? Would you say most of them, some of them, or few of them?

1. MOST OF THEM

3. SOME OF THEM

5. FEW OF THEM

D62. Of all the programs you listen to on the radio, about how many are religious programs? Would you say most of them, some of them, or few of them?

1. MOST OF THEM

3. SOME OF THEM

5. FEW OF THEM

D63. Do you ever call dial-a-prayer or something like that?

1. YES

5. NO

8. R DOESN'T KNOW
WHAT IT IS

TURN TO PAGE 44, D65

TURN TO PAGE 44, D65

D64. From page 16 of the booklet, how often do you call?

1. EVERY DAY

2. ALMOST
EVERY DAY

3. ONCE OR TWICE
A WEEK

4. A FEW TIMES
A MONTH

5. ONCE A
MONTH

6. A FEW TIMES
A YEAR

7. LESS THAN
ONCE A YEAR

D65. Do you feel there are any disagreements between what science teaches and what (your religious group/religion) teaches?

1. YES

5. NO

TURN TO PAGE 45, D68



D66. What are they? _____

D67. Would you say that these disagreements are very serious, somewhat serious, or not very serious?

1. VERY
SERIOUS

3. SOMEWHAT
SERIOUS

5. NOT VERY
SERIOUS

D68. INTERVIEWER CHECKPOINT: R'S EMPLOYMENT

<input type="checkbox"/>	1. R IS CURRENTLY EMPLOYED (SEE PAGE 2, A5)
<input type="checkbox"/>	2. ALL OTHERS ----> TURN TO PAGE 46, D73

↓

D69. Would you say that you talk about religion with any of the people where you work often, sometimes, or never?

1. OFTEN	3. SOMETIMES	5. NEVER	6. IF VOL: R WORKS ALONE
↓	↓	GO TO D71	TURN TO PAGE 46, D73

D70. Have these talks ever had any effect on your religious beliefs in any way?

1. YES

5. NO

D71. Are most of the people you work with Protestant, Catholic, Jewish, or what?

D72. Would you prefer to have most of the people you work with be of the same faith as yourself, or doesn't this make any difference?

1. SAME FAITH

5. MAKES NO DIFFERENCE

TURN TO PAGE 47, E1

D73. Would you say that you talk about religion with any of your neighbors often, sometimes, or never?

1. OFTEN

3. SOMETIMES

5. NEVER

7. IF VOL: DON'T
KNOW NEIGHBORS

GO TO D75

TURN TO PAGE 47, E1



D74. Have these talks ever had any effect on your religious beliefs in any way?

1. YES

5. NO

D75. Are most of the people in your neighborhood Protestant, Catholic, Jewish, or what? _____

D76. Would you prefer to have most of your neighbors be of the same faith as yourself, or doesn't this make any difference?

1. SAME FAITH

5. MAKES NO DIFFERENCE

SECTION E: INTERGROUP PERCEPTIONS

E1. INTERVIEWER CHECKPOINT: R'S RELIGIOUS PREFERENCE

(SEE PAGE 19, C7)

1. R IS PROTESTANT

2. R IS CATHOLIC ----> TURN TO PAGE 49, E10

3. R IS JEWISH ----> TURN TO PAGE 52, E21

4. R IS OF OTHER FAITH, DOESN'T KNOW, OR DOESN'T CONSIDER
SELF TO BE PROTESTANT ----> TURN TO PAGE 55, E33

5. R HAS NO PREFERENCE ----> TURN TO PAGE 57, E40

E2. Turning to page 17 of the booklet, of those relatives you feel really close to, what proportion are Protestants? All of them, nearly all, more than half, about half, less than half, or none of them?

1. ALL OF THEM	2. NEARLY ALL	3. MORE THAN HALF	4. ABOUT HALF	5. LESS THAN HALF	6. NONE
-------------------	------------------	----------------------	------------------	----------------------	---------

E3. As a general rule, do you think it is wiser for Protestants to marry other Protestants, or not?

1. YES, WISER

5. NOT WISER OR MAKES NO DIFFERENCE

E4. As a general rule, do you think it is wiser for Protestants to choose other Protestants as their really close friends, or not?

1. YES, WISER

5. NOT WISER OR MAKES NO DIFFERENCE

E5. [RB, p. 17] Thinking of your closest friends, what proportion are Protestants? All of them, nearly all, more than half, about half, less than half, or none of them?

1. ALL

2. NEARLY
ALL3. MORE
THAN HALF4. ABOUT
HALF5. LESS
THAN HALF

6. NONE

E6. If for some reason you decided to become a Catholic someday, do you think any of your friends or relatives would try to discourage you, or not?

1. YES, WOULD DISCOURAGE

GO TO E8

5. NO, WOULD NOT DISCOURAGE

E7. Do you think any of your friends or relatives would feel at all unhappy or disturbed about it, or not?

1. YES

5. NO

E8. All things considered, do you think that the ministry is a good field for a young person to go into today?

1. YES

5. NO

E9. Do you think that women should be allowed to become ministers?

1. YES

5. NO

TURN TO PAGE 57, E40

FOR CATHOLIC RESPONDENTS

E10. Turning to page 17 of the booklet, of those relatives you feel really close to, what proportion are Catholics? All of them, nearly all, more than half, about half, less than half, or none of them?

1. ALL

2. NEARLY
ALL3. MORE
THAN HALF4. ABOUT
HALF5. LESS
THAN HALF

6. NONE

E11. As a general rule, do you think it is wiser for Catholics to marry other Catholics, or not?

1. YES, WISER

5. NOT WISER OR MAKES NO DIFFERENCE

E12. As a general rule, do you think it is wiser for Catholics to choose other Catholics as their really close friends, or not?

1. YES, WISER

5. NOT WISER OR MAKES NO DIFFERENCE

E13. [RB, p. 17] Thinking of your closest friends, what proportion are Catholics?

1. ALL

2. NEARLY
ALL3. MORE
THAN HALF4. ABOUT
HALF5. LESS
THAN HALF

6. NONE

E14. If for some reason you decided to become a Protestant someday, do you think any of your friends or relatives would try to discourage you, or not?

1. YES, WOULD DISCOURAGE

GO TO E16

5. NO, WOULD NOT DISCOURAGE



E15. Do you think any of your friends or relatives would feel at all unhappy or disturbed about it, or not?

1. YES

5. NO

E16. Do you believe that the Catholic Church is the only true church established by God Himself, and that other churches were only established by humans?

1. YES

5. NO

E17. All things considered, do you think that the priesthood is a good field for a young man to go into today?

1. YES

5. NO

E18. Do you think that becoming a nun is a good field for a young woman today?

1. YES

5. NO

E19. Do you think women should be allowed to become priests?

1. YES

5. NO

E20. Do you think priests should be allowed to get married?

1. YES

5. NO

TURN TO PAGE 57, E40

FOR JEWISH RESPONDENTS

E21. Turning to page 17 of the booklet, of those relatives you feel really close to, what proportion are Jewish? All of them, nearly all, more than half, about half, less than half, or none of them?

1. ALL

2. NEARLY
ALL

3. MORE
THAN HALF

4. ABOUT
HALF

5. LESS
THAN HALF

6. NONE

E22. As a general rule, do you think it is wiser for Jewish people to marry other Jewish people, or not?

1. YES, WISER

5. NOT WISER OR MAKES NO DIFFERENCE

E23. As a general rule, do you think it is wiser for Jewish people to choose other Jewish people as their really close friends, or not?

1. YES, WISER

5. NOT WISER OR MAKES NO DIFFERENCE

E24. [RB, p. 17] Thinking of your closest friends, what proportion are Jewish?

1. ALL

2. NEARLY
ALL

3. MORE
THAN HALF

4. ABOUT
HALF

5. LESS
THAN HALF

6. NONE

E25. If for some reason you decided to become a Christian someday, do you think any of your friends or relatives would try to discourage you, or not?

1. YES, WOULD DISCOURAGE

GO TO E27

5. NO, WOULD NOT DISCOURAGE



E26. Do you think any of your friends or relatives would feel at all unhappy or disturbed about it, or not?

1. YES

5. NO

E27. Do you generally observe any of the following customs? On the last Passover, did you have a Seder in your own home or attend one elsewhere?

1. YES

5. NO

E28. Does your family generally light Friday night candles?

1. YES

5. NO

0. INAP. (NO FAMILY)

E29. Last Hanukah, did you light Hanukah candles?

1. YES

5. NO

E30. Do you use separate dishes for meat and dairy food?

1. YES

5. NO

E31. All things considered, do you think that becoming a rabbi is a good field for a young person to go into today?

1. YES

5. NO

E32. Do you think women should be allowed to become rabbis?

1. YES

5. NO

TURN TO PAGE 57, E40

FOR ALL OTHER FAITHS

INTERVIEWER: IN THE BLANK, USE RELIGION, DENOMINATION, OR FAITH R SPECIFIED IN C2 OR C3, PAGE 18

E33. From the religious standpoint, do you feel you have more in common with Protestants or Catholics?

1. PROTESTANTS

2. IF VOL: ABOUT THE SAME

3. CATHOLICS

E34. Turning to page 17 of the booklet, of those relatives you feel really close to, what proportion are members of the _____ faith? All of them, nearly all, more than half, about half, less than half, or none of them?

1. ALL

2. NEARLY
ALL3. MORE
THAN HALF4. ABOUT
HALF5. LESS
THAN HALF

6. NONE

E35. As a general rule, do you think it is wiser for _____ (people) to marry people of their own faith, or not?

1. YES, WISER

5. NOT WISER OR MAKES NO DIFFERENCE

E36. As a general rule, do you think is is wiser for _____ (people) to choose other _____ (people) as their really close friends, or not?

1. YES, WISER

5. NOT WISER OR MAKES NO DIFFERENCE

E37. [RB, p. 17] Thinking of your closest friends, what proportion are members of the _____ faith?

1. ALL

2. NEARLY
ALL

3. MORE
THAN HALF

4. ABOUT
HALF

5. LESS
THAN HALF

6. NONE

E38. If for some reason you decided to become either a Protestant or Catholic someday, do you think any of your friends or relatives would try to discourage you, or not?

1. YES, WOULD DISCOURAGE

TURN TO PAGE 57, E40

5. NO, WOULD NOT DISCOURAGE



E39. Do you think any of your friends or relatives would feel at all unhappy or disturbed about it, or not?

1. YES

5. NO

ALL RESPONDENTS

E40. If you were to join (a/a different) religious group, which one do you think you'd be most likely to join?

97. R WOULD NEVER JOIN
A(NOTHER) GROUP

E41. INTERVIEWER CHECKPOINT: FORM EXPERIMENT

<input type="checkbox"/>	1. FORM X IS CHECKED ON COVERSHEET
<input type="checkbox"/>	2. FORM Z IS CHECKED ON COVERSHEET ----> GO TO E43

E42. What are your views on the reading of the Lord's Prayer or Bible verses in public schools? Do you think it should be allowed in all public schools, or not allowed in any public schools?

1. ALLOWED

5. NOT ALLOWED

TURN TO PAGE 58, E44

E43. What are your views on the reading of the Lord's Prayer or Bible verses in public schools? Do you think it should be required in all public schools, or not required in any public schools?

1. REQUIRED

5. NOT REQUIRED

- E44. Here are a few more of those statements you sometimes hear people make, and I'd like to find out whether or not you agree with each of them.

The first statement is: Most people don't really care what happens to the next fellow. Do you agree or disagree with that?

1. AGREE

5. DISAGREE

- E45. It's hardly fair to bring children into the world the way things look for the future. (Do you agree or disagree with that?)

1. AGREE

5. DISAGREE

- E46. Nowadays a person has to live pretty much for today and let tomorrow take care of itself. (Do you agree or disagree with that?)

1. AGREE

5. DISAGREE

- E47. Some families seem to have more than their share of serious illness, accidents, and deaths. Compared with others in this country, would you say your family has been more fortunate than average, about average, or less fortunate than average in this respect?

1. MORE
FORTUNATE

3. ABOUT
AVERAGE

5. LESS
FORTUNATE

- E48. On the whole, which mean more to you, your ties with your relatives, or your ties with your friends?

1. RELATIVES

3. IF VOL: BOTH EQUAL

5. FRIENDS

SECTION F: ATTITUDES

F1. Now I'd like to ask you about your attitudes on some other issues. Please turn to page 18 of the booklet. How do you feel about gambling? From the moral standpoint, would you say it is always wrong to gamble, usually wrong, sometimes wrong, or never wrong?

1. ALWAYS WRONG	2. USUALLY WRONG	3. SOMETIMES WRONG	5. NEVER WRONG
↓	↓	↓	GO TO F3

F2. Do you think the government should have laws against all gambling?

1. YES	5. NO
--------	-------

F3. [RB, p. 18] From the moral standpoint, would you say that moderate drinking is always wrong, usually wrong, sometimes wrong, or never wrong?

1. ALWAYS WRONG	2. USUALLY WRONG	3. SOMETIMES WRONG	4. NEVER WRONG
--------------------	---------------------	-----------------------	-------------------

F4. The legal drinking age in Michigan is 21. Do you favor keeping it this way, or would you favor lowering it to 18?

1. KEEP AT 21	5. LOWER TO 18	7. IF VOL: LOWER TO ANOTHER AGE
---------------	----------------	------------------------------------

F5. [RB, p. 18] From the moral standpoint, how do you feel about divorce? Is it always wrong, usually wrong, sometimes wrong, or never wrong?

1. ALWAYS
WRONG

2. USUALLY
WRONG

3. SOMETIMES
WRONG

4. NEVER
WRONG

F6. [RB, p. 18] From the moral standpoint, would you say that it is always wrong for a married couple to practice birth control, usually wrong, sometimes wrong, or never wrong?

1. ALWAYS
WRONG

2. USUALLY
WRONG

3. SOMETIMES
WRONG

4. NEVER
WRONG

F7. Please tell me whether or not you think it should be possible for a pregnant woman to obtain a legal abortion if she is married and does not want any more children?

1. YES

5. NO

F8. Do you think it should be possible for a pregnant woman to obtain a legal abortion if there is a strong chance of serious defect in the baby?

1. YES

5. NO

F9. Suppose a married couple found they were unable to conceive children naturally. Would you approve or disapprove of the practice of another woman bearing a child for them -- what's being called these days "surrogate mothers"?

1. APPROVE

5. DISAPPROVE

F10. Suppose the couple decided to have a baby using test-tube fertilization. Would you approve or disapprove?

1. APPROVE

5. DISAPPROVE

SECTION G: FAMILY AND CHILDREN

G1. Now I'd like to ask some questions about your background and experiences. First, what is the month, day, and year of your birth?

_____/_____/_____
 MONTH / DAY / YEAR

G2. Have you ever raised any children or are you raising any now?

1. YES

5. NO

G2a. How many? _____

G3. INTERVIEWER CHECKPOINT: R'S AGE

<input type="checkbox"/>	1. R WAS BORN 1942 OR AFTER (FROM G1, ABOVE)
<input type="checkbox"/>	2. R WAS BORN 1941 OR BEFORE ---> TURN TO PAGE 64, G6

G4. Do you expect to (have/have any more) children? Would you say definitely yes, probably yes, you are uncertain, probably not, or definitely not?

1. DEFINITELY
YES

2. PROBABLY
YES

3. UNCERTAIN

4. PROBABLY
NOT

5. DEFINITELY
NOT

TURN TO PAGE 64, G6

G5. How many children do you expect to have altogether? _____

G6. INTERVIEWER CHECKPOINT: CHILDREN

(SEE PREVIOUS PAGE, G2 AND G4)

1. R IS RAISING OR HAS RAISED CHILDREN

2. R HAS NO CHILDREN BUT PLANS TO HAVE CHILDREN ----> TURN TO PAGE 69, G25

3. R HAS NO CHILDREN, AND DOES NOT PLAN TO HAVE CHILDREN OR IS UNCERTAIN ----> TURN TO PAGE 68, G21



G7. Now I would like to get some more detailed information about the child(ren) you (have raised/are raising). Could you please tell me their first names, starting with the oldest? [ENTER NAMES IN GRID. REPEAT G8-G12 FOR EACH CHILD.]

G8. Is the (1st, 2nd, etc.) a boy or girl?

G9. In what year was (he/she) born?

G10. Is (he/she) living with you?

G11. In what religion (was _____ raised/is _____ being raised)?
Is it Protestant, Catholic, Jewish, some other religion, or none?

(IF PROTESTANT): What specific denomination is that?

G12. (BORN IN 1972 OR BEFORE): What is (his/her) religious preference now?
Is it Protestant, Catholic, Jewish, some other religion, or none?

(IF PROTESTANT): What specific denomination is that?

G7. CHILD'S NAME (BEGIN WITH ELDEST)	G8. SEX	G9. YEAR OF BIRTH	G10. LIVES WITH R?	G11. RELIGION RAISED IN G12. CURRENT RELIGIOUS PREFERENCE				
				PROTESTANT DENOMINATION	CATHOLIC	JEWISH	OTHER (SPECIFY)	NONE
1ST				G11.				
				G12.				
2ND				G11.				
				G12.				
3RD				G11.				
				G12.				
4TH				G11.				
				G12.				
5TH				G11.				
				G12.				
6TH				G11.				
				G12.				
7TH				G11.				
				G12.				

____ MORE THAN SEVEN CHILDREN: USE EXTRA CHILD SHEET.

G13. INTERVIEWER CHECKPOINT: R HAS CHILDREN

(SEE GRID ON PREVIOUS PAGE AND G6, PAGE 64)

1. R HAS AT LEAST ONE CHILD BORN IN 1983 OR BEFORE (4 YEARS OLD OR OLDER)

2. R HAS ONLY VERY YOUNG CHILDREN (BORN 1984 OR AFTER -- 3 YEARS OLD OR YOUNGER) ----> TURN TO PAGE 69, G25



G14. Have you (and your husband/wife) given your child(ren) any kind of religious training at home?

1. YES

5. NO

GO TO G16



G15. What kinds of training have you given them?

G16. Do you feel that twelve year old children should be allowed to decide for themselves whether they will go to religious services or Sunday School, or should their parents decide this?

1. CHILD DECIDE

5. PARENTS DECIDE

G17. Have you encouraged your child(ren) to pray, or not?

1. YES

5. NO

G18. Have your child(ren) attended the public schools, parochial schools, or what?

1. PUBLIC SCHOOLS

2. PAROCHIAL SCHOOL

3. IF VOL: BOTH PUBLIC AND PAROCHIAL

7. OTHER (SPECIFY):

G19. Have your child(ren) attended Sunday School or religious instruction classes regularly, most of the time, some of the time, or never (when they were growing up)?

1. REGULARLY

2. MOST OF THE TIME

3. SOME OF THE TIME

4. NEVER

G20. Have you attended religious services with your child(ren) regularly, most of the time, some of the time, or never (when they were growing up)?

1. REGULARLY

2. MOST OF THE TIME

3. SOME OF THE TIME

4. NEVER

G21. In your household, do you ever say grace or give thanks before meals?

1. YES

5. NO

GO TO G23



G22. How often is this done: quite often, or just on special occasions?

1. QUITE OFTEN

5. ON SPECIAL OCCASIONS

G23. When you were growing up, did anyone in your family say grace or give thanks before meals?

1. YES

5. NO

TURN TO PAGE 73, H1



G24. How often was this done: quite often, or just on special occasions?

1. QUITE OFTEN

5. ON SPECIAL OCCASIONS

TURN TO PAGE 73, H1

R CURRENTLY HAS NO CHILDREN BUT PLANS TO HAVE CHILDREN
OR ALL R'S CHILDREN ARE 3 YEARS OLD OR YOUNGER

G25. Will you (and your husband/wife) give your child(ren) any kind of religious training at home?

1. YES

5. NO

GO TO G27

G26. What kinds of training will you give them? _____

G27. Do you feel that twelve year old children should be allowed to decide for themselves whether they will go to religious services or Sunday School, or should their parents decide this?

1. CHILD DECIDE

5. PARENTS DECIDE

G28. Will you encourage your child(ren) to pray, or not?

1. YES

5. NO

G29. Will your child(ren) attend the public schools, parochial schools, or what?

1. PUBLIC SCHOOLS

2. PAROCHIAL SCHOOL

3. IF VOL: BOTH PUBLIC AND PAROCHIAL

7. OTHER (SPECIFY):

G30. Will your child(ren) attend Sunday School or religious instruction classes regularly, most of the time, some of the time, or never?

1. REGULARLY

2. MOST OF THE TIME

3. SOME OF THE TIME

4. NEVER

G31. Will you attend religious services with your child(ren) regularly, most of the time, some of the time, or never?

1. REGULARLY

2. MOST OF THE TIME

3. SOME OF THE TIME

4. NEVER

G32. In your household, do you ever say grace or give thanks before meals?

1. YES

5. NO

TURN TO PAGE 71, G34



G33. How often is this done: quite often, or just on special occasions?

1. QUITE OFTEN

2. ON SPECIAL OCCASIONS

G34. When you were growing up, did anyone in your family say grace or give thanks before meals?

1. YES

5. NO

GO TO G36

G35. How often was this done: quite often, or just on special occasions?

1. QUITE OFTEN

5. ON SPECIAL OCCASIONS

G36. INTERVIEWER CHECKPOINT: R HAS CHILDREN

(SEE G2 AND G4, PAGE 63)

1. R HAS CHILDREN NOW: TURN TO PAGE 73, H1

2. R HAS NO CHILDREN NOW, BUT PLANS TO HAVE CHILDREN:
TURN TO PAGE 72, G37

ASK ONLY IF R CURRENTLY HAS NO CHILDREN

G37. In what denomination will you raise your child(ren): Protestant, Catholic, Jewish, some other religion, or none?

- 1. PROTESTANT
 - 2. CATHOLIC
 - 3. JEWISH
 - 7. OTHER RELIGION
 - 5. NONE
- TURN TO PAGE 73, H1
- TURN TO PAGE 73, H1

Specify: _____

TURN TO PAGE 73, H1

G38. What specific denomination is that, if any?

G39. Is that Orthodox, Conservative, Reform, or none of these?

1. ORTHODOX	2. CONSERVATIVE
3. REFORM	5. NONE

SECTION H: BACKGROUND

H1. Now I have a few questions about your background. What was the highest grade of school or year of college you completed?

GRADE SCHOOL				HIGH SCHOOL		YEAR OF COLLEGE		
01	02	03	04	09	10	13	14	
05	06	07	08	11	12	15	16	17+

↓

↓

↓

H2. Do you have a high school diploma or equivalency?

1. YES	5. NO
--------	-------

H3. Do you have a college degree?

1. YES	5. NO
--------	-------

H4. Did you get any of your education in parochial schools or other schools run by religious groups?

1. YES	5. NO
--------	-------

TURN TO PAGE 74, H6

H5. How many years did you attend religious schools?

_____ YEARS

H6. How many years of schooling did your mother (REPLACEMENT) complete?

[IF DON'T KNOW: Well, just approximately...] _____ YEARS

H7. How many years of schooling did your father (REPLACEMENT) complete?

[IF DON'T KNOW: Well, just approximately...] _____ YEARS

H8. What was your father's (REPLACEMENT'S) main occupation or job when you were about 16?

H9. What were his main activities or duties?

H10. What did they make or do at the place where he worked?

INDUSTRY: _____

H11. Did your mother (REPLACEMENT) work for pay when you were about 16?

1. YES

5. NO

----> GO TO H16



H12. Did she work mostly full-time or part-time?

1. FULL-TIME

2. PART-TIME

H13. What was her main occupation or job when you were about 16?

H14. What were her main activities or duties?

H15. What did they make or do at the place where she worked?

INDUSTRY: _____

H16. When you were growing up, did your father (REPLACEMENT) consider himself a Republican, a Democrat, an independent, or what?

1. REPUBLICAN

2. DEMOCRAT

3. INDEPENDENT

7. OTHER: SPECIFY

5. NO PREF.

H17. When you were growing up, did your mother (REPLACEMENT) consider herself a Republican, a Democrat, an independent, or what?

1. REPUBLICAN

2. DEMOCRAT

3. INDEPENDENT

7. OTHER: SPECIFY

5. NO PREF.

H18. Other than American, what is the original nationality of your family on your father's (REPLACEMENT'S) side?

H19. Was your father (REPLACEMENT) born in the United States?

1. YES

5. NO

H20. Other than American, what is the original nationality of your family on your mother's (REPLACEMENT'S) side?

H21. Was your mother (REPLACEMENT) born in the United States?

1. YES

5. NO

H22. Were any of your grandparents born in another country than the United States?

1. YES

5. NO

H28. INTERVIEWER CHECKPOINT: R'S MARITAL STATUS

(SEE PAGE 8, A35-A37)

1. R IS CURRENTLY MARRIED (OR THINKS OF LIVING ARRANGEMENT AS MARRIAGE)

2. R IS WIDOWED ----> TURN TO PAGE 79, H32

3. R IS DIVORCED, SEPARATED, OR NEVER MARRIED ----> TURN TO PAGE 85, H62

H29. Is your (husband/wife) doing any work for pay now?

1. YES

5. NO

GO TO H31

H30. How many hours did (he/she) work last week, at all jobs?

HOURS

TURN TO PAGE 79, H33

H31. Is (he/she) retired, laid off, unemployed, disabled, a homemaker, (a student,) or what?

1. LAID OFF

2. RETIRED

TURN TO PAGE 79, H33

TURN TO PAGE 79, H33

3. UNEMPLOYED

4. DISABLED

5. HOMEMAKER

6. STUDENT

7. OTHER

SPECIFY:

H32. Did your (husband/wife) ever work for pay?

1. YES



5. NO

TURN TO PAGE 81, H40

H33. What kind of work (does/did) your (husband/wife) normally do? That is, what (is/was) (his/her) job called?

OCCUPATION: _____

H34. IF NOT ALREADY ANSWERED, ASK: What (does/did) (he/she) actually do in that job? Tell me what (are/were) some of (his/her) main duties?

H35. What kind of place (does/did) (he/she) work for?

INDUSTRY: _____

H36. IF NOT ALREADY ANSWERED, ASK: What (do/did) they make or do at the place where (he/she) (works/worked)?

H37. IF ALREADY ANSWERED, CODE WITHOUT ASKING: (Is/Was) (he/she) self-employed or (does/did) (he/she) work for someone else?

1. SELF-EMPLOYED

5. SOMEONE ELSE

TURN TO PAGE 81, H40



H38. (Does/Did) (he/she) employ any other people?

1. YES

5. NO

H39. How many people (does/did) (he/she) employ?

2. 1-9

3. 10-99

4. 100-999

5. 1,000 or more

H40. What was the highest grade of school or year of college your (husband/wife) completed?

GRADE SCHOOL				HIGH SCHOOL		YEAR OF COLLEGE		
01	02	03	04	09	10	13	14	
05	06	07	08	11	12	15	16	17+
↓				↓		↓		

H41. (Does/Did) (he/she) have a high school diploma or equivalency?

1. YES	5. NO
--------	-------

H42. (Does/Did) (he/she) have a college degree?

1. YES	5. NO
--------	-------

H43. Did (he/she) get any of (his/her) education in parochial schools or other schools run by a religious organization?

1. YES	5. NO
--------	-------

TURN TO PAGE 82, H45

H44. How many years did (he/she) attend religious schools?

_____ YEARS

H45. What (is/was) your (husband's/wife's) religious preference: Protestant, Catholic, Jewish, some other religion, or none?

1. PROTESTANT

2. CATHOLIC

3. JEWISH

7. OTHER

5. NONE

GO TO H48

GO TO H48

Specify: _____

GO TO H48

H46. What specific denomination is that, if any?

H47. Is that Orthodox, Conservative, Reform, or none of these?

H48. Did your (husband/wife) ever change (his/her) religious preference?

1. YES

5. NO

TURN TO PAGE 83, H52

H49. What was (his/her) religious preference previously? _____

H50. What were (his/her) reasons for changing? _____

H51. At what age did (he/she) make this change? _____

H52. Looking at page 19 of the booklet, how often (does/did) your (husband/wife) attend religious services?

1. ONCE A WEEK OR MORE	2. TWO OR THREE TIMES A MONTH	3. ONCE A MONTH	4. A FEW TIMES A YEAR OR LESS	5. NEVER
↓	↓	↓	↓	

GO TO H54

H53. [RB, p. 19] How often (do/did) you and your (husband/wife) attend religious services together?

1. ONCE A WEEK OR MORE	2. TWO OR THREE TIMES A MONTH	3. ONCE A MONTH	4. A FEW TIMES A YEAR OR LESS	5. NEVER
---------------------------	----------------------------------	--------------------	----------------------------------	----------

H54. (Does/Did) your spouse ever pray?

1. YES	5. NO	8. DON'T KNOW
↓		

TURN TO PAGE 84, H56

H55. About how often? (DO NOT READ OPTIONS.)

1. SEVERAL TIMES A DAY	2. ONCE A DAY	3. A FEW TIMES A WEEK	4. ONCE A WEEK	5. LESS THAN ONCE A WEEK
---------------------------	------------------	--------------------------	----------------	-----------------------------

H56. (Does/Did) your (husband/wife) consider (himself/herself) to be a Republican, a Democrat, an independent, or what?

1. REPUBLICAN	2. DEMOCRAT	3. INDEPENDENT	7. OTHER	5. NO PREF.
---------------	-------------	----------------	----------	-------------

SPECIFY:

H57. In general, (does/did) (he/she) feel closer to the Republican or Democratic Party?

1. REPUBLICAN	2. DEMOCRATIC
3. IF VOL: NEITHER	

H58. Besides American, what is the original nationality of your (husband's/wife's) family on (his/her) father's side?

H59. Was your (husband's/wife's) father born in the U.S.?

1. YES

5. NO

H60. Besides American, what is the original nationality of your (husband's/wife's) family on (his/her) mother's side?

H61. Was your (husband's/wife's) mother born in the U.S.?

1. YES

5. NO

H62. As part of our research, we need to get a clear picture of the financial situation of all our study participants. Please tell me the total income you (and your family) had in 1986, before taxes, considering all sources such as wages, profits, interest, social security, welfare payments, and so on (for all family members living here).

\$ _____
GO TO H64

999 997.
REFUSED

H63. (IF R DOES NOT GIVE AN INCOME, ASK:) [HAND CARD] Could you give me the letter on this card which comes closest to the total income you (and your family) had in 1986, before taxes?

- | | |
|----------------------|----------------------|
| A. LESS THAN \$5,000 | G. \$30,000-34,999 |
| B. \$5,000-9,999 | H. \$35,000-39,999 |
| C. \$10,000-14,999 | J. \$40,000-49,999 |
| D. \$15,000-19,999 | K. \$50,000-74,999 |
| E. \$20,000-24,999 | L. \$75,000-99,999 |
| F. \$25,000-29,999 | M. \$100,000 OR MORE |

LETTER OF INCOME RANGE: _____

H64. About how much of the total family income was earned or received by you, either from a job or some other source of income?

\$ _____

H65. [IF R REFUSED OR DK]: Could you tell me the letter of the general category from the card?

_____ LETTER

REFUSED

H66. Compared to other people, would you say your (family) income is less than you need, about what you need, or more than you need?

1. LESS

3. ABOUT RIGHT

5. MORE

GO TO H68

H67. What income do you feel you need? _____

H68. Some days the news about the automobile industry in Detroit is good, and some days it is bad. What do you think -- will the automobile industry make a comeback?

1. YES, COMEBACK

5. NO COMEBACK

H69. Considering everything right now, would you say that Southeast Michigan is a very good place to raise a family, a good place, not very good, or not good at all?

1. VERY GOOD

2. GOOD

3. NOT VERY GOOD

4. NOT GOOD AT ALL

H70. That finishes the actual interview. Is there anything you would like to add to any of the subjects we've discussed?

H71. TIME NOW _____

INTERVIEWER: TURN TO THE NEXT PAGE AND FILL OUT BEFORE LEAVING NEIGHBORHOOD.

SECTION J: INTERVIEWER OBSERVATIONS

J1. TOTAL INTERVIEW TIME IN MINUTES (DO NOT INCLUDE TIME SPENT TALKING WITH R AFTER INTERVIEW IS OFFICIALLY OVER):

J2. R'S SEX (BY OBSERVATION):

1. FEMALE

5. MALE

J3. R'S RACE OR ETHNIC GROUP (BY OBSERVATION):

1. WHITE

2. BLACK

3. HISPANIC

4. ARABIC/
MIDDLE EASTERN

5. ASIAN/
ASIAN-AMERICAN

6. NATIVE
AMERICAN

7. OTHER
OR CAN'T TELL

J4. R'S GENERAL UNDERSTANDING OF QUESTIONS:

1. EXCELLENT

2. GOOD

3. FAIR

4. POOR

J5. DID R FIND ANY QUESTIONS DIFFICULT OR UNCLEAR? (WHICH ONES?)

J6. OVERALL, HOW WOULD YOU DESCRIBE R'S INTEREST IN THE INTERVIEW?

1. VERY HIGH

2. ABOVE
AVERAGE

3. AVERAGE

4. BELOW
AVERAGE

5. VERY LOW

J7. HOW MUCH DID YOU ENJOY THIS INTERVIEW?

1. A GREAT DEAL

2. SOMEWHAT

3. A LITTLE

4. NOT AT ALL

J8. THUMBNAIL SKETCH: INCLUDE (1) BRIEF PHYSICAL DESCRIPTION OF THE RESPONDENT, (2) R'S ATTITUDE TOWARD THE INTERVIEW IN GENERAL OR SPECIFIC TOPICS, AND (3) ANYTHING ELSE ABOUT R OR THE INTERVIEWING CONDITIONS THAT WILL AID IN INTERPRETATION OF THE QUESTIONNAIRE.

INDEX TO 1987 DAS

	<u>Question #s</u>	<u>Variable #s</u>
ATTITUDES		
birth control	F6	238
candidates	B8-B9	102-103
divorce	F5	237
drinking	F3-F4	235-236
free speech	B10-B13	104-107
future	B21, E45-E46, H68	115, 229-230, 313
gambling	F1-F2	233-234
ministry as an occupation	E8, E17-E18, E31	193, 202-203, 216
public welfare	B1, B19	95, 113
race relations	B14, B16-B17	108, 110-111
school prayer	E42-E43	226-227
women as religious leaders	E9, E19, E32	194, 204, 217
BIBLE		
in public schools	E42-E43	226-227
reading	D52-D55	174-177
recognition of characters	D46-D49	381-384
truth of	D45	171
CHILDREN		
current status of R's	G7-G12	438-474
future	B21, E45	115, 229
number R expects	G4-G5	249-250
number R has	G2-G2a, G7	246-247, 438
parochial school	G18, G29	256, 266
prayer	G21-G22, G32-G33	259-260, 269-270
religious preference	G11-G12, G37-G39	442-443, 447-448, 452-453, 457-458, 463-464, 468-469, 473-474, 479
religious training	G14-G17, G19, G25-G28	253, 475-476, 254-255, 257, 263, 477-478, 264-265
Sunday School attendance	G16, G19, G27, G30	254, 257, 264, 267
values to learn	B22-B25	116-119
CHURCH		
activities	C4A-C46	364-367
and social issues	D44	170
attendance of R	C32-C40, C42-C43	134-136, 362-363, 137-140, 142-143
..of R's children	G12, G16, G20, G27 G31	443, 448, 453, 458, 464, 469, 474, 254, 258, 264, 268
..of R's spouse	H52	300
God's expectations re.	D20, D23, D25	151, 154, 156
membership	C13, C41	128, 141
reasons for attendance	C33	135
Sunday School	C12, G16, G19, G27, G30	127, 254, 257, 264, 267
teachings	D33, E16	161, 201

DEMOGRAPHICS

age	G1, G3	243-245, 248
children	G2-G2a, G4-G13, G36-G39	246-247, 249-252, 438-474, 273, 479
education of R	H1-H5	274-279
..of R's spouse	H40-H44	294-299
friends	E49-E53	407-437
marital status	A35-A48, H28	75-88, 286
occupation of R	A5-A21	52-55, 330-331, 56-63, 332-333
..of R's spouse	H29-H39	287-290, 537-538, 291-293
parents	C14-C21, C25-C28	129, 352-353, 130, 354-355, 132, 358-359
political preference	B2-B3, H16-H17, H56-H57	96-97, 284-285, 304-305
race	B15, J3	109, 318
religious preference	C2-C6, D39, D51, E1	342-344, 166, 173, 325
residence	A2-A4	48-51
sex	J2	317
siblings	H23-H27	493-536

EDUCATION

of R	H1-H5	274-279
of R's children	G14-G15, G18, G25, G26, G29	253, 475-476, 256, 263, 477-478, 266
of R's friends	E52	411-412, 417-418, 423-424, 429-430, 435-436
of R's parents	H6-H7	280-283
of R's siblings	H26	498-499, 504-505, 510-511, 516-517, 522-523, 528-529, 534-535
of R's spouse	H40-H44	294-299
parochial schools	G18, G29, H4-H5, H43-H44	256, 266, 278-279, 298-299
public school prayer	E42-E43	226-227
racial segregation	B14	108

EMPLOYMENT

happier not working	A23-A24, A33-A34	65, 334-335, 74, 336-337
of R	A5-A21, D68	52-55, 330-331, 56-63, 332-333, 182
of R's father	H8-H10	480-481
of R's mother	H11-H15	482-485
of R's spouse	H29-H39	287-290, 537-538, 291-293
preferences in job	A25-A32	66-73
religious occupations	D25, E8, E17-E18, E31	156, 193, 202-203, 216
self-employment	A13-A15, A20-A21, H37-H39	56-58, 63, 332-333, 291-293
subordinates/supervisors	A16-A19	59-62

ETHICS

God's preferences	D19-D20, D23-D24, D32	150-151, 154-155, 160
moral issues	F1-F10	233-242
of political candidates	B8-B9	102-103
science vs. religion	D65-D67	398-401

FAMILY - see also CHILDREN, MARRIAGE

attitudes toward R's	E6-E7, E14-E15,	191-192, 199-200,
religious preference	E25-E26, E38-E39	210-211, 223-224
income	B30-B31, H62-H67	124-125, 306-312
more important than friends	E48	232
observation of religious		
customs	E27-E30	212-215
R's childhood	C12-C17c, G23-G24, G34-G35	127-129, 352-353, 261-262, 271-272
R's children	G2-G39	246-251, 438-474, 252-253, 475-476, 254-263, 477-478, 264-273, 479
R's parents	C14-C31	129, 352-353, 130, 354-357, 131-132, 358-361, 133
R's siblings	H23-H27	493-536
relative health	E47	231
religious preference of	E2, E10, E21, E34,	326, 195, 206, 219, 442-443,
relatives	G11-G12, G37, H27, H45	447-448, 452-453, 457-458, 463-464, 468-469, 473-474, 479, 500, 506, 512, 518, 524, 530, 536, 539
satisfaction with	B29, H69	123, 314

FINANCES

ideal income	H66-H67	310-312
income	H62-H65	306-309
installment/credit buying	A49-A52	89, 338-339, 90, 340-341
record-keeping	A53	91
satisfaction with income	B30-B31	124-125
saving	A54-A56	92-94

FORM EXPERIMENTS

A22, E41	64, 225
----------	---------

FREE SPEECH

anti-president	B10	104
anti-religion	B11	105
by religious leaders	D44	170
pro-communism	B13	107
pro-fascism	B12	106

FRIENDS

attitudes toward R's	E6-E7, E14-E15,	191-192, 199-200,
religious preference	E25-E26, E38-E39	210-211, 223-224
closest friends	E49-E53	407-437
more important than relatives	E48	232
religious preference of	E4-E5, E12-E13,	328, 190, 197-198, 208-209,
	E23-E24, E36-E37,	221-222, 413, 419, 425,
	E53	431, 437

GOD

afraid of	D22	153
answers prayers	D15	146
belief in	D1-D2, D6-D7, D31	*, 159
doubted	D3, D28-D30	*, 158, 372-375
God's expectations of people	D19-D20, D23-D25, D32	150-151, 154-156, 160
heavenly father	D12-D14	370, 145
punishes, judges	D18-D19	149-150
strength from	D6-D7, D14	*, 145
worship	D20, D23	151, 154

GOVERNMENT

elections	B4-B7	98-101
free speech	B10-B13	104-107
nuclear war	B18	112
officials care	B19	113
presidential candidates' views	B8-B9	102-103
provide public services	B1	95

INTER-DENOMINATIONAL RELATIONS

changing religions	E6-E7, E14-E15,	191-192, 199-200,
	E25-E26, E38-E39	210-211, 223-224
intermarriage	E3, E11, E22, E35	327, 196, 207, 220
which religion closer to R's	E33	218

LIFE SATISFACTION

	B26-B31, H69	210-125, 314
--	--------------	--------------

MARRIAGE

divorce	A36, A42, A48	76, 82, 88
length of marriage	A41, A43-A44	81, 83-84
living together without	A35, A37	75, 77
marital status of R	A35-A44	75-84
of priests	E20	205
R's current marriage	A40, A43-A44	80, 83-84
R's previous marriage(s)	A36, A38-A42	76, 78-82
R's spouse's previous		
marriage(s)	A45-A48	85-88
within own religion	E3, E11, E22, E35	327, 196, 207, 220

NATIONALITY
of R
of R's spouse
race of R

H18-H22
H58-H61
B15, J3
486-492
546-551
109, 318

POLITICS

and religion
candidates
free speech
party preference of R
..of R's parents
..of R's spouse
voting

D42-D44
B8-B9
B10-B13
B2-B3
H16-H17
H56-H57
B4-B7
169, 378-379, 170
102-103
104-107
96-97
284-285
304-305
98-101

PRAYER

by R
by R's children
by R's spouse
dial-a-prayer
frequency
God answers
in public schools

D10-D11, G23-G24,
G34-G35
G17, G28
H54-H55
D63-D64
D16, G22, G24, G33
D15
E42-E43
*, 261-262, 271-272
255, 265
302-303
180-181
147, 260, 262, 270
146
226-227

RELIGIOUS ACTIVITY - see also CHURCH

activities and organizations
attendance

C44-C46
C12, C32-C33, C40,
C42-C43, G20, G31,
H52-H53
364-367
127, 134-135, 140, 142-143,
258, 268, 300-301

Bible reading
changes in
membership
observe Jewish customs
particular church
religious TV, radio, books,
magazines; dial-a-prayer
Sunday School attendance

D52-D55
C34-C37, C43
C13, C38-C43
E27-E30
C39-C40, C43
D56-D60, D63-D64
C12, D61-D62, G16,
G19, G27, G30
174-177
136, 362-363, 137, 143
128, 138-143
212-215
139-140, 143
384-397, 180-181
127, 178-179, 254,
257, 264, 267

RELIGIOUS BELIEFS

and politics
and science
attitudes on moral issues
believe Catholic teaching
Bible's origin
changing religions
end of world
God's expectations
importance of others' faith
influences on
interest in religion
Jesus

B8, D42-D44
D65-D67
F1-F10
E16
D45
E6-E7, E14-E15,
E25-E26, E38-E39
D21
D20, D23
E3-E4, E11-E12,
E22-E23, E35-E36
D34-D35, D70, D74
C1, D50
D26-D27
102, 169, 378-379, 170
398-401
233-242
201
171
191-192, 199-200,
210-211, 223-224
152
151, 154
327-328, 196-197,
207-208, 220-221
162-163, 184, 187
126, 172
157, 371

leaders' opinions	B8, D44	102, 170
life after death	D8-D9, D17-D19	*, 148-150
marriage of priests	E20	205
ministry as an occupation	E8, E17-E18, E31	193, 202-203, 216
observe Jewish customs	E27-E30	212-215
other spiritual beliefs	D4-D5, D8-D11, D26-D27	*, 157, 371
question church teachings	D33, E16	161, 201
relative strength of belief of R	C47-C48	144, 368-369
..of R's father	C24	131
..of R's mother	C31	133
spiritual experiences	D36-D38, D40-D41	164, 376-377, 165, 167-168
talk at work	D69-D72	183-184, 402-403, 185
talk with neighbors	D73-D76	186-187, 404-405, 188
women as religious leaders	E9, E19, E32	194, 204, 217

RELIGIOUS PREFERENCE

of R	C2-C7, D39, D51, E1	342-345, 166, 173, 325
..previously	C8-C11	346-351
of R's children	G11, G37-G39	442, 447, 452, 457, 463, 468, 473, 479
..previously	G12	443, 448, 453, 458, 464, 469, 474
of R's co-workers	D71-D72	402-403, 185
of R's father	C19-C21	354-355
..previously	C22-C23	356-357
of R's friends	E53	413, 419, 425, 431, 437
of R's mother	C26-C28	358-359
..previously	C29-C30	360-361
of R's neighbors	D75-D76	404-405, 188
of R's siblings	H27	500, 506, 512, 518, 524, 530, 536
of R's spouse	H45-H47	539
..previously	H48-H51	540-545
attitudes toward changing	E6-E7, E14-E15, E25-E26, E38-E39	191-192, 199-200, 210-211, 223-224

SCHOOL - see EDUCATION

SEGREGATION

neighborhood	B16-B17	110-111
schools	B14	108

SOCIAL ISSUES

free speech	B10-B13, D44	104-107, 170
government and welfare	B1	95
nuclear war	B18	112
rely on others	B19-B20	113-114
segregation	B14, B16-B17	108, 110-111

VALUES

God's preferences	D32	160
of political candidates	B8-B9	102-103
patriotism	D31	159
public officials care	B19	113
trusting others	B20, E44	114, 228

WOMEN AS RELIGIOUS LEADERS E9, E19, E32 194, 204, 217

WORK - see EMPLOYMENT

CODEBOOK
1987 DETROIT AREA STUDY

A STUDY OF GREATER DETROIT, 1987
(A replication of Gerhard Lenski's study on religion, 1958 DAS.)

NOTE: "RB" means that the interviewer was instructed to show the alternatives on a given page of the Respondent Booklet.

SCREEN ONE

COVERSHEET AND FACE SHEET INFORMATION

Var # Col #

1 1-3 STUDY NUMBER (636)

2 4 SCREEN NUMBER (1)

3 5-8 CASE ID/LOG NUMBER (4 digits)

1000s = DAS student interviews
2000s = SRC staff interviews
3000s = Non-interview coversheets

4 9-11 SEGMENT NUMBER (3 digits)

5 12-14 LINE NUMBER (3 digits)

Var # Col #

6 15 HOUSEHOLD NUMBER (1 digit)

1 = original sample address
 2-5 = additional address(es) located in the "half open interval"

7 16-21 FIRST TRACT NUMBER (6 digits)

Decimals are deleted, and trailing zeros are added to 4-digit numbers. E.g., census tract 5213 is coded as 521300; tract 1091/92 is coded as 109192.

8 22 NUMBER OF TRACTS IN THE SEGMENT

Code number of tracts in the segment (1-3).

Note: This was a sample drawn of block-clusters, not census tracts, and a few segments include 2 or 3 tract numbers. Only the first tract number in the segment is recorded on this tape in variable 7; the complete set of tract numbers is recorded here in the codebook.

<u>Segment</u>	<u>City</u>	<u>ZIP</u>	<u>Tract</u>
101	Detroit	48205	5003.00
102	Detroit	48224	5016.00
103	Detroit	48205	5038.00
104	Detroit	48234	5051.00
105	Detroit	48203	5073.00
106	Detroit	48203	5078.00
107	Detroit	48202	5113.00
108	Detroit	48215	5129.00
109	Detroit	48213	5143.00
110	Detroit	48214	5151.00
111	Detroit	48214	5157.00
112	Detroit	48202	5180.00
113	Detroit	48208	5216.00
114	Detroit	48208	5223.00
115	Detroit	48217	5248.00
116	Detroit	48210	5252.00
117	Detroit	48204	5308.00
118	Detroit	48202	5321.00
119	Detroit	48204	5323.00
120	Detroit	48204	5345.00
121	Detroit	48204	5347.00

Var # Col #

<u>Segment</u>	<u>City</u>	<u>ZIP</u>	<u>Tract</u>
122	Detroit	48235	5369.00
123	Detroit	48221	5386.00
124	Detroit	48221	5388.00
125	Detroit	48221	5389.00
126	Detroit	48219	5409.00
127	Detroit	48219	5415.00
128	Detroit	48219	5433.00
129	Detroit	48223	5441.00
130	Detroit	48228	5453.00
131	Detroit	48228	5458.00
132	Detroit	48228	5467.00
201	Grosse Pointe Woods	48236	5512.00
202	Hamtramck	48212	5526.00
203	Highland Park	48203	5537.00
204	Livonia	48152	5563.00
205	Livonia	48154	5578.00/5581.00
206	Livonia	48150	5588.00
207	Northville Twp.	48170	5606.00
208	Canton	48187	5642.00
209	Canton	48187	5643.00
210	Westland	48185	5665.00
211	Westland	48185	5674.00
212	Inkster	48141	5701.00
213	Inkster	48141	5710.00
214	Dearborn Heights	48127	5723.00
215	Dearborn Heights	48127	5727.00
216	Dearborn	48126	5743.00/5744.00/ 5745.00
217	Dearborn	48124	5755.00
218	Lincoln Park	48146	5771.00
219	Lincoln Park	48146	5778.00
220	Ecorse	48229	5797.00
221	Taylor	48180	5832.00
222	Taylor	48180	5834.00
223	Taylor	48180	5837.00/5838.00
224	Taylor	48180	5848.00
225	Brownstown Twp.	48192	5919.00
226	Trenton	48183	5941.00
301	St. Clair Shores	48080	2001.01
302	St. Clair Shores	48082	2007.02
303	East Detroit	48021	2012.02
304	Roseville	48066	2015.02
305	Fraser	48026	2020.03
306	Warren	48092	2022.17/2023.05
307	Warren	48093	2023.07
308	Warren	48091	2030.04
309	Sterling Heights	48077	2034.05
310	Sterling Heights	48077	2034.07
311	Sterling Heights	48077	2037.09
312	Sterling Heights	48078	2037.10

Var # Col #

<u>Segment</u>	<u>City</u>	<u>ZIP</u>	<u>Tract</u>
313	Clinton	48043	2040.04
314	Harrison Twp.	48045	2048.02
315	Utica	48087	2055.00
316	Shelby	48087	2057.01
317	Washington	48094	2059.02
401	Madison Heights	48071	1003.01
402	Hazel Park	48030	1007.00
403	Oak Park	48237	1014.01
404	Huntington Woods	48070	1016.02
405	Royal Oak	48073	1023.02
406	Royal Oak	48073	1024.02
407	Beverly Hills	48009	1033.02
408	Southfield	48076	1036.01
409	Southfield	48034	1042.02
410	Farmington Hills	48018	1045.03
411	Farmington	48024	1049.02
412	Milford	48042	1055.00
413	Walled Lake	48088	1060.00
414	Bloomfield Township	48013	1068.01
415	Bloomfield Hills	48013	1071.00
416	Troy	48098	1074.06
417	Avon Township	48063	1080.01
418	Avon Township	48057	1081.00
419	Pontiac	48057	1087.00/1088.00
420	Pontiac	48058	1090.00
421	Waterford Township	48054	1109.00
422	Waterford Township	48095	1111.02
423	Springfield	48019	1115.00
424	Brandon	48051	1123.00
425	Holly	48442	1126.00/5004.00

9 23 SAMPLE UPDATE (any intervening addresses?)

- 1. YES
- 5. NO

- 9. NA -- NO EVIDENCE THAT INTERVIEWER CHECKED FOR INTERVENING ADDRESS

10 24 NUMBER OF NEW COVERSHEETS IN THE "HALF OPEN INTERVAL"

Code exact number.

Var # Col #
11 25-28

INTERVIEWER CONDUCTING COMPLETED INTERVIEW (4 digits)

DAS Students

0001. Axinn, William
0002. Bright, Stephen (SB)
0003. Bushwall, Steven (SJB)
0004. Caspar, Rachel
0005. Chenoweth, Amy (ACC)
0006. Froehle, Bryan (BTF)
0007. Gibson, Gloria
0008. Goldstein, Laurie (LG)
0009. Latowski, Lisa (LAL)
0010. Levin, Jon
0011. Liu, Xian (Liu)
0012. Margolis, Sheryl
0013. Ore, Tracy (TEO, T. Ore)
0014. Pollard, Kelvin
0015. Presley, Cheryl (CP)
0016. Ringheim, Karin (KR)
0017. Sanabria, Rosario
0018. Shreeniwas, Sudha
0019. Trelfa, Douglas (DT)
0020. Webster, Pamela
0021. Yin, Ku Yae-wen (YW)
0022. Zhang, Ren

SRC Detroit Staff

2293. Bey, Marsha
2341. Black, Carolyn
2410. Bommarito, Leta
2456. Bowie, Eleanor
2512. Bremen, Elsie
2545. Brown, Betty
2581. Byes, Clenora
2586. Callow, Laura
3094. Cunningham, Constance
3120. Dailey, Josie
4568. Harris, Bonnie
4816. Hester, Grace
5280. Johnson, Joyce
5460. Konczal, Jo Ann
5994. Mallory, Cynthia
6016. Mann, Betty
6486. McGlynn, Kathryn
6922. Nagy, Ingrid
7520. Potter, Sally
7787. Remson, Marjorie
8064. Ross, Gloria

(continued on next page)

Var # Col #

INTERVIEWER CONDUCTING COMPLETED INTERVIEW (continued)

8136. Rowland, Marian
8204. Rutherberg, Dorothy
8332. Sands, Belinda
8420. Scott, Wilma
8572. Skelton, Carolyn
8588. Skrzynski, Elaine
8696. Stacy, Jane
9136. Thorsby, Jacqueline
9660. Young, Katrina

0000. NON-INTERVIEW

12 29 INTERVIEWING STAFF ON FIRST CALL OF CALL RECORD

1. DAS STUDENT
2. SRC PROFESSIONAL

13 30 INTERVIEWING STAFF ON FINAL CALL OF CALL RECORD

1. DAS STUDENT
2. SRC PROFESSIONAL

14 31-32 CALL RECORD: Total Number of Calls

Code exact number of calls (see page two of coversheet for continuation).

15 33 CALL RECORD: Were all calls NOC?

1. YES
5. NO

9. CANNOT BE DETERMINED; CALL RECORD INCOMPLETE OR UNCLEAR

Var # Col #
 16 34-35

CALL RECORD: Final Outcome

- 11. NER: NON-ELIGIBLE RESPONDENT
- 12. HV: HOUSE VACANT
- 13. SV: SEASONAL VACANCY
- 14. VTS: VACANT TRAILER SPACE
- 15. SLIP: SAMPLING ERROR ("SAMPLE LISTING ISN'T PROPER")

- 21. NOC: NO OCCUPANT CONTACT
- 22. RU: RESPONDENT UNAVAILABLE
- 23. NIO: NON-INTERVIEW OTHER -- LANGUAGE BARRIER, MENTAL OR PHYSICAL IMPAIRMENT, ILLNESS
- 24. EVADE: R MISSED APPOINTMENTS MORE THAN ONCE; NO DIRECT REFUSAL
- 25. REF: REFUSAL

- 31. INTERVIEW COMPLETED

- 99. NA

17 36

CALL RECORD: Final Outcome Summary

- 1. NON-SAMPLE (CODED 11-15 ON VAR. 16)
- 2. SAMPLE -- UNSUCCESSFUL (CODED 21-25 ON VAR. 16)
- 3. SAMPLE -- SUCCESSFUL (CODED 31 ON VAR. 16)

18 37-39

CALL RECORD: Date of interview: month and day

Code three digits of month and day, e.g.:

424 = April 24

506 = May 6

630 = June 30

999. DATE OF INTERVIEW UNCLEAR

000. NO INTERVIEW OBTAINED

NOTE: If date of interview and day do not match, day of week is used as a guide and the date is changed.

Var # Col #

19 40 CALL RECORD: Day of interview: day of week

1. MONDAY
2. TUESDAY
3. WEDNESDAY
4. THURSDAY
5. FRIDAY
6. SATURDAY
7. SUNDAY

9. DAY OF INTERVIEW UNCLEAR

0. NO INTERVIEW WAS OBTAINED

20 41 PERSUASION LETTER WAS MAILED

1. FORM A
2. FORM B
3. FORM C
4. PERSUASION LETTER MAILED BUT SPECIFIC FORM NOT INDICATED
5. MORE THAN ONE FORM WAS MAILED
6. NO INDICATION THAT ANY PERSUASION LETTER WAS MAILED

21 42 VERIFICATION INFORMATION OBTAINED

1. COMPLETE INFORMATION PROVIDED

3. PARTIAL INFORMATION PERMITTING RECONTACT IN PRINCIPLE (first name and phone; complete name but no phone; etc.)

5. NO INFORMATION OR INSUFFICIENT TO RECONTACT; R REFUSED

9. NO INDICATION THAT Q WAS ASKED

<u>Var #</u>	<u>Col #</u>
--------------	--------------

22

43

RECONTACT INFORMATION OBTAINED

1. COMPLETE INFORMATION PROVIDED
3. PARTIAL INFORMATION PERMITTING RECONTACT IN PRINCIPLE
(first name and phone; complete name but no phone; etc.)
5. NO INFORMATION OR INSUFFICIENT TO RECONTACT; R REFUSED
9. NO INDICATION THAT Q WAS ASKED

Var # Col #

HOUSEHOLD LISTING

23 44 SEX OF RESPONDENT

244 1. MALE
 308 2. FEMALE

2 9. NO LISTING WAS OBTAINED (Code 9 in Cols. 45-66)

24 45-46 AGE OF RESPONDENT

Code exact number of years (2 digits).

98. AGE(S) NOT OBTAINED ON COVERSHEET

99. NO LISTING WAS OBTAINED

25 47-48 TOTAL NUMBER OF ADULTS 21 OR OLDER IN HU

01. ONE ADULT 21 OR OLDER, etc.

99. NO LISTING WAS OBTAINED

26 49-50 TOTAL NUMBER OF MALES IN HU (21 and older)

Code exact number.

99. NO LISTING WAS OBTAINED

00. NO MALES IN HU.

27 51-52 TOTAL NUMBER OF FEMALES IN HU (21 and older)

Code exact number.

99. NO LISTING WAS OBTAINED

00. NO FEMALES IN HU.

Var # Col #

28 53 AGES OF MALES IN HOUSEHOLD: code number in each decade of age

21-30 years

USE THIS CODE FOR VARS. 29-34

Code exact number. Code only information on cover sheet.
Do not supplement with information from questionnaire.

- 1. ONE MALE THIS AGE IN HU, etc.
- 8. AGES NOT OBTAINED (Code 8 in cols. 53-59)
- 9. NO LISTING WAS OBTAINED (Code 9 in cols. 53-59)
- 0. NO MALES THIS AGE IN HU

29 54 31-40 years

30 55 41-50 years

31 56 51-60 years

32 57 61-70 years

33 58 71-80 years

34 59 81 and over

Var # Col #

35 60 AGES OF FEMALES IN HOUSEHOLD: code number in each decade of age

21-30 years

Code exact number.

USE THIS CODE FOR VARS. 36-41

1. ONE FEMALE THIS AGE IN HU, etc.

8. AGES NOT OBTAINED (Code 8 in cols. 60-66)

9. NO LISTING WAS OBTAINED (Code 9 in cols. 60-66)

0. NO FEMALES THIS AGE IN HU

36 61 31-40 years

37 62 41-50 years

38 63 51-60 years

39 64 61-70 years

40 65 71-80 years

41 66 81 and over

Var # Col #

42 67 EXPERIMENTAL FORM: Coversheet is...

- 276 1. FORM X
- 278 2. FORM Z
- 9. NO INTERVIEW WAS OBTAINED

Var # Col #

FACE SHEET

43 68-70 LENGTH OF INTERVIEW IN MINUTES

Code in minutes (3 digits).

999. NO INTERVIEW WAS OBTAINED (Code 9 in cols. 68-80)

44 71-73 LENGTH OF EDIT IN MINUTES

Code in minutes (3 digits).

999. NO INTERVIEW WAS OBTAINED OR LENGTH OF EDIT NOT PROVIDED

45 74-80 SAMPLE ID

Code all 7 digits.

9999999. NO INTERVIEW WAS OBTAINED

ONLY COMPLETED INTERVIEWS ARE CODED FROM THIS POINT ON

Screen 1
Line 2

46 1 EXPERIMENTAL FORM

1. FORM X
2. FORM Z

Var # Col #

SECTION A: WORK AND MARRIAGE

47 2 A1. TIME NOW

Code time interview was started.

1. MORNING: UP UNTIL 11:59 AM
2. AFTERNOON: NOON UNTIL 5:59 PM
3. EVENING: 6:00 PM AND AFTER

THIS STATEMENT MUST BE READ TO ALL RESPONDENTS:

This interview is completely confidential and voluntary.
If we should come to any question you do not want to
answer, let me know and we'll go on to the next question.

48 3-4 A2. The first thing we'd like to know is how many years you have
lived in the greater Detroit Area; that is, in Wayne,
Macomb, or Oakland counties?

Code exact number of years.

95. WHOLE LIFE

49 5 A2. RECODE -- number of years in the Detroit Area.

1. 5 years or less
2. 6-10 years
3. 11-15 years
4. 16-20 years
5. 21 or more years

0. NATIVE DETROITER ("WHOLE LIFE" IN A2)

Var # Col #

50 6-8 A3. In what state (OR COUNTRY) were you born?

First column is REGION
Second and third columns are STATE

1. Southern United States

101. Alabama	110. Mississippi
102. Arkansas	111. North Carolina
103. Delaware	112. Oklahoma
104. District of Columbia	113. South Carolina
105. Florida	114. Tennessee
106. Georgia	115. Texas
107. Kentucky	116. Virginia
108. Louisiana	117. West Virginia
109. Maryland	

2. North-Eastern United States

218. Connecticut	223. New York
219. Maine	224. Pennsylvania
220. Massachusetts	225. Rhode Island
221. New Hampshire	226. Vermont
222. New Jersey	

3. North-Central United States other than Michigan

327. Illinois	333. Nebraska
328. Indiana	334. North Dakota
329. Iowa	335. Ohio
330. Kansas	336. South Dakota
331. Minnesota	337. Wisconsin
332. Missouri	

4. Western United States

438. Alaska	445. Nevada
439. Arizona	446. New Mexico
440. California	447. Oregon
441. Colorado	448. Utah
442. Hawaii	449. Washington
443. Idaho	450. Wyoming
444. Montana	

(continued on next page)

Var # Col #

50 6-8 A3. In what state (OR COUNTRY) were you born? (continued)

500. Michigan (other than the Detroit area)

600. Canada

700. Europe

800. Hispanic Countries in the Western Hemisphere (include
Puerto Rico, Mexico, etc.)

850. Other Foreign Countries

900. Born in Detroit area but lived part of life elsewhere

999. NA

000. INAP. ("WHOLE LIFE" IN A2)

51 9-10 A4. How many years have you lived in this (house/apartment/
trailer)?

Code number of years. Code 01 if less than one year.

95. WHOLE LIFE

52 11 A5. We are also interested in the kind of work people do. Are
you doing any work for pay now?

332 1. YES

222 5. NO (Code 0 in cols. 12-13, A6)

53 12-13 A6. How many hours did you work last week, at all jobs?

Code number of hours. (Code 0 in cols. 14-15, A7-A8)

95. 95 hours or more

00. INAP. (R IS NOT DOING ANY WORK FOR PAY NOW OR DID NOT
WORK LAST WEEK)

Var # Col #

54 14 A7. Are you retired, laid off, unemployed, disabled, a homemaker, (a student,) or what?

- 8 1. LAID OFF
 90 2. RETIRED
 21 3. UNEMPLOYED
 18 4. DISABLED
 74 5. HOMEMAKER
 7 6. STUDENT

4 7. OTHER (SPECIFY) (or more than one category)----->
 332 0. INAP. (R IS CURRENTLY WORKING)

MAKE CARD

55 15 A8. Have you ever worked for pay?

- 116 1. YES
 8 5. NO

430 0. INAP. (R IS LAID OFF, RETIRED, OR IS CURRENTLY WORKING)

A9. What kind of work (do/did) you normally do? That is, what (is/was) your job called? (See Section 2)

A10. IF NOT ALREADY ANSWERED, ASK: What (do/did) you actually do in that job? Tell me what (are/were) some of your main duties? (See Section 2)

A11. What kind of place (do/did) you work for? (See Section 2)

A12. IF NOT ALREADY ANSWERED, ASK: What (do/did) they make or do at the place where you work(ed)? (See Section 2)

Var # Col #

56 16 A13. IF ALREADY ANSWERED, CODE WITHOUT ASKING: (Are/Were) you
self-employed or (do/did) you work for someone else?

56 1. SELF-EMPLOYED
490 5. SOMEONE ELSE (Code 0 in cols. 17-18, A14-A15)
8 0. INAP. (R HAS NEVER WORKED FOR PAY)

57 17 A14. (Do/Did) you employ any other people?

30 1. YES
26 5. NO
498 0. INAP. (R WORKS FOR SOMEONE ELSE OR R HAS NEVER WORKED FOR
PAY)

58 18 A15. How many people (do/did) you employ?

19-2. 1-9
10-3. 10-99
0-4. 100-999
0-5. 1,000 or more
2-9.
523-0. INAP. (R WORKS FOR SOMEONE ELSE, DOES NOT EMPLOY OTHERS,
OR HAS NEVER WORKED FOR PAY)

59 19 A16. (Do/Did) you have a supervisor on your job to whom you (are/
were) directly responsible?

441 1. YES
50 5. NO
19.
62 0. INAP. (R IS SELF-EMPLOYED OR HAS NEVER WORKED FOR PAY)

Var # Col #

60 20 A17. (Does/Did) that person have a supervisor on the job to whom he or she (is/was) directly responsible?

364 1. YES
76 5. NO

110 0. INAP. (R DOES NOT HAVE A SUPERVISOR, IS SELF-EMPLOYED, OR HAS NEVER WORKED FOR PAY)
2 8.
2 9.

61 21 A18. In your job, (do/did) you supervise anyone who (is/was) directly responsible to you?

207 1. YES
337 5. NO
9 0. INAP. (R HAS NEVER WORKED FOR PAY)
1 8.

62 22 A19. (Do/Did) any of those persons supervise anyone else?

55
153 1. YES
5. NO
346 0. INAP. (R DOES NOT SUPERVISE ANYONE OR R HAS NEVER WORKED FOR PAY)

63 23 A20. (DO NOT ASK IF SELF-EMPLOYED) Did you ever have a business of your own or work for yourself?

86 1. YES
403 5. NO
64 0. INAP. (R IS/WAS SELF-EMPLOYED OR HAS NEVER WORKED FOR PAY)
1 9.

A21. What type of work did you do? (See Section 2)

Var # Col #

64 24 A22. INTERVIEWER CHECKPOINT: FORM EXPERIMENT

- 293 1. FORM X IS CHECKED ON COVERSHEET
 261 2. FORM Z IS CHECKED ON COVERSHEET (Code 0 in cols. 25-29,
 A23-A28)

NOTE: MAKE CARD if the interviewer asked the incorrect sequence and code the sequence actually asked (even if in error). Change col. 24 to conform to actual practice. We will ultimately report the number of errors.

(FORM X QUESTIONS)

65 25 A23. [RB, p. 1] (DO NOT ASK IF R IS DISABLED IN A7) Some people tell us that they couldn't really be happy unless they were working at some job (IF HOMEMAKER ADD: or keeping house). But others say that they would be a lot happier if they didn't have to work and could take life easy. How do you feel about this?

- 224 1. NOT HAPPY UNLESS WORKING
 1 3. (VOL.) SOME OF BOTH
 60 5. HAPPIER NOT WORKING
- 266 0. INAP. (FORM Z QUESTIONS ASKED, OR R IS DISABLED)
 1 8.
 2 9.
- A24. Why is that? (See Section 2)
-

66 26 A25. Would you please look at page two in the booklet and tell me which thing on this list you would most prefer in a job?

USE THESE CODES FOR A26-A28

- 69 1. HIGH INCOME
 22 2. NO DANGER OF BEING FIRED
 21 3. WORKING HOURS ARE SHORT, LOTS OF FREE TIME
 36 4. CHANCES FOR ADVANCEMENT
 144 5. THE WORK IS IMPORTANT AND GIVES A FEELING OF ACCOMPLISHMENT
 19.
 261 0. INAP. (FORM Z QUESTIONS ASKED)

Var # Col #

67 27 A26. Which comes next? 0. 1. 2. 3. 4. 5. 9.
261 78 28 39 86 57 5

68 28 A27. Which is third most important? 0. 1. 2. 3. 4. 5. 9.
261 80 59 28 73 45 8

69 29 A28. Which is fourth most important?
0. 1. 2. 3. 4. 5. 9.
261 42 92 61 53 27 18

(Use codes for A25.) (Code 0 in cols. 30-34, A29-A34)

(FORM Z QUESTIONS)

70 30 A29. Would you please look at page two in the booklet and tell me which thing on this list you would most prefer in a job?

USE THESE CODES FOR A30-A32

- 60 1. HIGH INCOME
- 18 2. NO DANGER OF BEING FIRED
- 21 3. WORKING HOURS ARE SHORT, LOTS OF FREE TIME
- 56 4. CHANCES FOR ADVANCEMENT
- 104 5. THE WORK IS IMPORTANT AND GIVES A FEELING OF ACCOMPLISHMENT
- 29.
- 293 0. INAP. (FORM X QUESTIONS ASKED)

71 31 A30. Which comes next? 0. 1. 2. 3. 4. 5. 9.
293 81 30 25 62 61 2

72 32 A31. Which is third most important? 0. 1. 2. 3. 4. 5. 9.
293 76 42 38 59 42 4

73 33 A32. Which is fourth most important?
0. 1. 2. 3. 4. 5. 9.
293 33 80 60 50 32 15

(Use codes for A29.)

Var # Col #

74 34 A33. [RB, p. 3] (DO NOT ASK IF R IS DISABLED IN A7) Some people tell us that they couldn't really be happy unless they were working at some job (IF HOMEMAKER ADD: or keeping house). But others say that they would be a lot happier if they didn't have to work and could take life easy. How do you feel about this?

- 182 1. NOT HAPPY UNLESS WORKING
- 3 3. (VOL.) SOME OF BOTH (no box checked)
- 70 5. HAPPIER NOT WORKING
- 2 9.
- 297 0. INAP. (FORM X QUESTIONS ASKED, OR R IS DISABLED)

A34. Why is that? (See Section 2)

75 35 A35. Now I'd like to turn to the topic of marriage and family. Are you now married, widowed, divorced, separated, or have you never been married?

- 292 1. MARRIED
- 49 2. WIDOWED
- 100 3. DIVORCED
- 18 4. SEPARATED
- 2 5. IF VOL: LIVING WITH
- 93 6. NEVER MARRIED (Code 0 in cols. 36-53, A36-A48)

76 36-37 A36. How many years have you been (widowed/divorced/separated)?

Code number of years. 01 = one year or less; 02 = two years, etc. (Code 0 in cols. 38-39, A37-A38)

00. INAP. (R IS NOT WIDOWED, DIVORCED, OR SEPARATED)

Var # Col #

77 38 A37. Do you think of this relationship as a marriage?

2 1. YES INTERVIEWER: TREAT R'S CURRENT RELATIONSHIP
 AS A MARRIAGE, AND GO TO A39 BELOW.
 0 5. NO

552 0. INAP. (R IS NOT CURRENTLY LIVING WITH SOMEONE)

78 39 A38. Have you ever been married?

2 1. YES
 0 5. NO (Code 0 in cols. 40-53, A39-A48)

552 0. INAP. (R IS NOT CURRENTLY LIVING WITH SOMEONE OR THINKS
 OF THE CURRENT RELATIONSHIP AS A MARRIAGE)

79 40 A39. How many times have you been married, in all?

Code number of marriages.

0. INAP. (R HAS NEVER BEEN MARRIED)

0	1	2	3	4	9
93	377	68	12	2	2

80 41 A40. INTERVIEWER CHECKPOINT: NUMBER OF MARRIAGES

377 1. ONE MARRIAGE (Code 0 in cols. 42-44, A41-A42)
 82 5. TWO OR MORE MARRIAGES
 2 9.
 93 0. INAP. (R HAS NEVER BEEN MARRIED)

81 42-43 A41. How many years were you married to your first (husband/
 wife)?

Code number of years. 01 = one year or less; 02 = two
 years, etc.

00. INAP. (R HAS BEEN MARRIED ONLY ONCE OR HAS NEVER BEEN
 MARRIED)

Var # Col #

82 44 A42. Did your first marriage end by death or divorce?

- 7 1. DEATH
 75 2. DIVORCE
 0 3. VOL: ANNULLMENT
 2 9.
 470 0. INAP. (R HAS BEEN MARRIED ONLY ONCE OR HAS NEVER BEEN MARRIED)

83 45-46 A43. How many years (have you been/were you) married?

Code number of years. 01 = one year or less, etc.

00. INAP. (R HAS BEEN MARRIED MORE THAN ONCE OR HAS NEVER BEEN MARRIED)

84 47-48 A44. How many years (have you been/were you) married to your (present/most recent) spouse?

Code number of years. 01 = one year or less, etc.

00. INAP. (R HAS BEEN MARRIED ONLY ONCE OR HAS NEVER BEEN MARRIED)

85 49 A45. (Is/Was) this your (husband's/wife's) first marriage?

- 334 1. YES (Code 0 in cols. 50-53, A46-A48)
 43 5. NO
 2 9.
 175 0. INAP. (R HAS BEEN MARRIED MORE THAN ONCE OR HAS NEVER BEEN MARRIED)

Var # Col #

86 50 A46. (Is/Was) this your (present/most recent) spouse's first marriage?

- 28 1. YES (Code 0 in cols. 51-53, A47-A48)
- 52 5. NO
- 1 8.
- 2 9.
- 471 0. INAP. (R HAS BEEN MARRIED ONLY ONCE OR HAS NEVER BEEN MARRIED)

87 51-52 A47. How many years was (he/she) married to (his/her) first (wife/husband)?

Code number of years. 01 = one year, etc.

00. INAP. (R'S SPOUSE HAS BEEN MARRIED ONLY ONCE)

88 53 A48. Did (his/her) first marriage end by death or divorce?

- 7 1. DEATH
- 86 2. DIVORCE
- 0 3. VOL: ANNULLMENT
- 5 9.
- 456 0. INAP. (R'S SPOUSE HAS BEEN MARRIED ONLY ONCE)

89 54 A49. Changing the subject now, do you think it is a good idea or a bad idea to buy things with a credit card?

- 241 1. GOOD IDEA
- 10 3. (VOL.) DEPENDS ON THE SITUATION
- 302 5. BAD IDEA
- 1 9.

A50. Why do you feel that way? (See Section 2)

Var # Col #

90 55 A51. Do you think it is a good idea or a bad idea to buy things
on an installment or monthly payment plan?

3 8 | 1. GOOD IDEA
1 3 | 3. (VOL.) DEPENDS ON THE SITUATION
1 5 5 | 5. BAD IDEA
 3 8.
 2 9.

A52. Why do you feel that way? (See Section 2)

91 56 A53. Some people tell us that they try to keep careful records of
how much they spend on everything, while others tell us they
don't. Do you keep careful records of expenditures in your
family or household?

2 4 2 | 1. YES
 1 | 3. (VOL.) IN BETWEEN; SOMETIMES; ON SOME THINGS
3 0 6 | 5. NO
 1 8.
 4 9.

92 57 A54. Do (you/you or your (husband/wife)) have any savings or
investments?

4 1 5 | 1. YES
1 3 5 | 5. NO SAVINGS OR INVESTMENTS
 4 9.

93 58 A55. Do you think every family or household should save a part of
its income every month, or not?

5 4 1 | 1. YES
 2 | 3. (VOL.) DEPENDS ON THE SITUATION
 9 | 5. NO
 2 | 8.

Var # Col #

94 59 A56. How important do you feel this is -- should people save even if it means doing without some things they could really use, or should they save only when they can do it without trouble?

- 276 1. SAVE BY DOING WITHOUT
3 3. (VOL.) DEPENDS ON THE SITUATION (no box checked)
261 5. SAVE IF WITHOUT TROUBLE
- 11 0. INAP. (R ANSWERED "NO" OR "DEPENDS" TO A55)

Var # Col #

SECTION B: POLITICS AND PUBLIC AFFAIRS

95 60 B1. [RB, p. 4] Now I have some questions about political issues. Some people say the government should do more than it has in connection with problems such as housing, unemployment, education, and so on. But others say the government is already doing too much along these lines. On the whole, would you say that what the government is doing now is too much, about right, or not enough?

96 1. TOO MUCH
 147 3. ABOUT RIGHT
 292 5. NOT ENOUGH
 12 8.
 7 9.

96 61 B2. Generally speaking, do you think of yourself as a Republican, a Democrat, an independent, or what?

115 1. REPUBLICAN
 214 2. DEMOCRAT
 155 3. INDEPENDENT
 50 5. NO PREFERENCE

7 7. OTHER (SPECIFY)----->
 6 8.
 7 9.

MAKE CARD

97 62 B3. In general, do you consider yourself closer to the Republican Party or the Democratic Party?

56 1. REPUBLICAN
 67 2. DEMOCRATIC
 85 3. VOL: NEITHER
 4 8.
 13 9.
 329 0. INAP. (R IS "REPUBLICAN" OR "DEMOCRAT" IN B2)

98 63 B4. Many people tell us they didn't vote in the last presidential election. Do you remember if you happened to vote in the election in 1984?

396 1. YES, VOTED
 155 5. NO, DID NOT VOTE
 1 8. DOESN'T REMEMBER
 2 9.

Var # Col #

99 64 B5. Did you vote for Reagan or Mondale?

- 213 1. REAGAN
- 153 2. MONDALE
- 13 7. OTHER: SPECIFY-----> MAKE CARD
- 2 8.
- 17 9.
- 156 0. INAP. (R DID NOT VOTE OR DOES NOT REMEMBER IN B4)

100 65 B6. Do you remember if you voted in the 1986 state election?

- 323 1. YES, VOTED
- 208 5. NO, DID NOT VOTE
- 20 8. DOESN'T REMEMBER
- 2 9.
- 1 0.

101 66 B7. Did you vote for Blanchard, or for Lucas?

- 234 1. BLANCHARD
- 73 2. LUCAS
- 4 7. OTHER: SPECIFY-----> MAKE CARD
- 13 8.
- 229 0. INAP. (R DID NOT VOTE OR DOES NOT REMEMBER IN B6)

102 67 B8. [RB, p. 5] Looking ahead, we're interested in finding out what sort of person people would most like to see in the White House when President Reagan's term is up. Would you prefer a candidate who bases the campaign on a belief in God and the American way of life, or one who bases the campaign on a discussion of political and economic problems?

- 219 1. GOD AND THE AMERICAN WAY
- 16 3. (VOL.) SOME OF BOTH; IN BETWEEN
- 302 5. POLITICAL AND ECONOMIC PROBLEMS
- 1 6. (VOL.) NEITHER: OTHER ISSUES MORE IMPORTANT
- 9 8.
- 7 9.

Var # Col #

103 68 B9. [RB, p. 6] Would you prefer a president who gets things done by never letting governmental rules and regulations stop him, or one who takes longer to get most things done but generally abides by the rules and regulations?

102 1. NEVER LETS RULES AND REGULATIONS STOP HIM
 1 3. (VOL.) SOME OF BOTH; IN BETWEEN
 436 5. ABIDES BY RULES
 0 6. (VOL.) NEITHER: OTHER ISSUES MORE IMPORTANT
 10 8.
 5 9.

104 69 B10. In this country the Constitution guarantees the right of free speech to everyone. In your opinion, does this include the right for someone to make speeches criticizing what the President does?

480 1. YES
 0 3. (VOL.) DEPENDS ON THE ISSUE; ON WHO IT IS; OTHER CONTINGENCIES
 70 5. NO
 49.

105 70 B11. In your opinion, does the right of free speech include the right for someone to make speeches against religion?

401 1. YES
 0 3. (VOL.) DEPENDS ON THE ISSUE; ON WHO IT IS; OTHER CONTINGENCIES
 150 5. NO
 39.

106 71 B12. In your opinion, does the right of free speech include the right for someone to make speeches in favor of Fascism or dictatorship?

337 1. YES
 0 3. (VOL.) DEPENDS ON THE ISSUE; ON WHO IT IS; OTHER CONTINGENCIES
 204 5. NO
 98,
 49.

Var # Col #

107 72 B13. In your opinion, does the right of free speech include the right for someone to make speeches in favor of Communism?
(I.E., SPEECHES ONLY)

333 1. YES
 O 3. (VOL.) DEPENDS ON THE ISSUE; ON WHO IT IS; OTHER CONTINGENCIES
 209 5. NO
 8 8.
 4 9.

108 73 B14. Personally, do you think white students and black students should go to the same schools, or to separate schools?

502 1. SAME SCHOOLS
 9 3. (VOL.) UNDER CERTAIN CONDITIONS (IF A RACIAL BALANCE IS MAINTAINED, IF NEIGHBORHOOD SCHOOLS ARE MAINTAINED; IF NO BUSING; ETC.)
 39 5. SEPARATE SCHOOLS
 2 8.
 2 9.

109 74 B15. INTERVIEWER CHECKPOINT: R'S RACE BY OBSERVATION

147 1. R IS BLACK
 406 5. ALL OTHERS
 1 9.

110 75 B16. Would you be at all disturbed or unhappy if a white person with the same income and education as you, moved into your block?

2 1. YES
 O 3. (VOL.) DEPENDS ON PERSON; UNDER CERTAIN CONDITIONS
 145 5. NO
 1 9.
 406 0. INAP. (R IS NOT BLACK)

Var # Col #

111 76 B17. Would you be at all disturbed or unhappy if a black person with the same income and education as you, moved into your block?

61 1. YES
 1 3. (VOL.) DEPENDS ON PERSON; UNDER CERTAIN CONDITIONS
 341 5. NO
 1 7.
 3 9.
 147 0. INAP. (R IS BLACK)

112 77 B18. How worried are you about our country getting into a nuclear war? Are you very worried, somewhat worried, or not worried at all?

117 1. VERY WORRIED
 242 3. SOMEWHAT WORRIED
 194 5. NOT WORRIED
 1 9.

113 78 B19. Here are several statements which you sometimes hear people make, and I'd like to find out how you feel about them. After each one you can tell me whether you agree with it or not. You will probably find you agree with some, and disagree with others. In each case, just give me your first reaction -- don't spend any time on them. The first statement is:

Most public officials are not really interested in the problems of the average person. Do you agree or disagree?

364 1. AGREE
 0 3. (VOL.) DEPENDS; IN BETWEEN
 182 5. DISAGREE
 4 8.
 4 9.

114 79 B20. These days a person doesn't really know whom he can count on.

432 1. AGREE
 0 3. (VOL.) DEPENDS; IN BETWEEN
 119 5. DISAGREE
 3 9.

Var # Col #

115 80 B21. Children born today have a wonderful future to look forward to.

205-1. AGREE
 63. (VOL.) DEPENDS; IN BETWEEN
 3365. DISAGREE
 68.
 1-9.

Screen 1
 Line 3

116 1 B22. While we're talking about children, would you please look at page 7 in the booklet. If you had to choose, which thing on this list would you pick as the most important for a child to learn to prepare him or her for life?

USE THESE CODES FOR B23-B25

117 1. TO OBEY
 6 2. TO BE WELL LIKED OR POPULAR
 301 3. TO THINK FOR HIMSELF OR HERSELF
 69 4. TO WORK HARD
 60 5. TO HELP OTHERS WHEN THEY NEED HELP
 19.

117 2 B23. Which comes next?

1	2	3	4	5	9
84	15	89	206	159	1

118 3 B24. Which comes third?

1	2	3	4	5	9
85	35	60	181	190	3

119 4 B25. Which comes fourth?

1	2	3	4	5	2	9
155	120	61	83	125	28	8

(Use codes for B22.)

Var # Col #

120 5 B26. On page 8 of the booklet is a scale that I want you to use to tell me how satisfied you are with some different things in your life. This is how we will use it. If you are completely satisfied with the thing I mention, you would say "one." If you are completely dissatisfied, you would say "seven." If you are neither completely satisfied nor completely dissatisfied, you would put yourself from two to six; for example, four means that you are neutral, or just as satisfied as you are dissatisfied.

How satisfied are you with (DETROIT/SUBURB) as a place to live?

USE THESE CODES FOR B27-B31

155 1. Completely Satisfied
 122 2. .
 68 3. .
 111 4. Neutral
 30 5. .
 24 6. .
 42 7. Completely Dissatisfied
 29.

121 6 B27. How satisfied are you with this particular neighborhood?
 1 2 3 4 5 6 7 9

122 7 B28. All things considered, how satisfied are you with your life as a whole?
 304 104 72 90 28 22 32 1
 1 2 3 4 5 6 7 9

123 8 B29. All things considered, how satisfied are you with your family life?
 161 144 76 111 31 18 12 1
 1 2 3 4 5 6 7 9

124 9 B30. How satisfied are you with the amount of income (you receive/your family receives)?
 255 131 51 58 27 17 14 1
 1 2 3 4 5 6 7 9

125 10 B31. The things people have -- housing, cars, furniture, recreation and the like -- make up their standard of living. Considering everything, how satisfied are you with your standard of living?
 106 94 76 112 56 37 71 2
 1 2 3 4 5 6 7 9

149 141 73 113 43 15 19 1

(Use codes for B26.)

Var # Col #

SECTION C: RELIGION

126 11 C1. Now I'm going to turn to some questions on religion. How much interest do you have in religion: much, some, little, or none?

247 1. MUCH
209 2. SOME
71 3. LITTLE
26 4. NONE
19.

- C2. Do you have a religious preference? That is, are you Protestant, Catholic, Jewish, or some other religion? (RECORD R'S EXACT RESPONSE. DO NOT MARK "PROTESTANT" UNLESS CHOSEN BY R.) (See Section 2)
- C3. What specific denomination is that? (See Section 2)
- C4. Do you consider yourself Orthodox, Conservative, Reform, or none of these? (See Section 2)
- C5. IF NECESSARY: Do you consider this to be a Protestant denomination? (See Section 2)
- C6. INTERVIEWER CHECKLIST FOR "OTHER" IN C2: NON-PROTESTANT OTHER RELIGIONS
IF R'S RESPONSE IS ON THIS LIST, GO TO C7 AND MARK "OTHER"
(4)
FOR ALL OTHERS, ASK: Do you consider this to be a Protestant denomination? (See Section 2)
- C7. INTERVIEWER CHECKPOINT AND REVIEW (See Section 2)
- C8. Have you always (been a SPECIFIC DENOMINATION/had no preference)? (See Section 2)
- C9. What was your religious preference previously?
(See Section 2)
- C10. What were your reasons for changing? (See Section 2)
- C11. At what age did you make this change? (See Section 2)
-

Var # Col #

127 12 C12. When you were growing up, did you attend Sunday school or religious instruction classes regularly, most of the time, some of the time, or never?

347 1. REGULARLY
 81 2. MOST OF THE TIME
 88 4. SOME OF THE TIME
 31 5. NEVER
 4 7. IF VOL: ATTENDED PAROCHIAL SCHOOL
 1 3.
 2 9.

128 13 C13. Did you ever join a (church/synagogue/temple) when you were growing up, that is, become a member by confirmation or such?

417 1. YES
 137 5. NO

129 14 C14. Did you always live with both your mother and father until you were about 16 years old? (DON'T COUNT INTERRUPTIONS OF LESS THAN A YEAR.)

413 1. YES
 141 5. NO

C15. What happened? (See Section 2)

C16. Did someone else raise you in place of (THE ABSENT PARENT/S)? (See Section 2)

C17. Who was that? (SPECIFY RELATIONSHIP) (See Section 2)

C17a. FATHER REPLACEMENT: (See Section 2)

C17b. MOTHER REPLACEMENT: (See Section 2)

C17c. IF NECESSARY: Who do you consider your main parent(s)? INDICATE THOSE PERSONS IN C17a AND C17b AND USE THEM IN ASKING C18-C31. (See Section 2)

Var # Col #

130 15 C18. (IF NECESSARY) Is your father (REPLACEMENT) still living?

256 1. YES

293 5. NO

28.

39.

C19. (ASK EVERYONE) What (is/was) the religious preference of your father (REPLACEMENT)? (See Section 2)

C20. What specific denomination is that, if any? (See Section 2)

C21. Is that Orthodox, Conservative, Reform, or none of these? (See Section 2)

C22. Was he raised (in this religion/with no preference)? (See Section 2)

C23. What religion was he raised in? (See Section 2)

131 16 C24. When your father (REPLACEMENT) was about your age, was he than you are, about as religious, or would you say he was less religious than you are now?

138 1. MORE RELIGIOUS

187 3. ABOUT AS RELIGIOUS

165 5. LESS RELIGIOUS

44 8.

13 0. INAP. (R'S FATHER (REPLACEMENT) DID NOT LIVE TO R'S AGE OR R HAD NO FATHER (REPLACEMENT))

79.

132 17 C25. (IF NECESSARY) Is your mother (REPLACEMENT) still living?

343 1. YES

210 5. NO

19.

Var # Col #

- C26. (ASK EVERYONE) What (is/was) the religious preference of your mother (REPLACEMENT)? (See Section 2)
- C27. What specific denomination is that, if any? (See Section 2)
- C28. Is that Orthodox, Conservative, Reform, or none of these? (See Section 2)
- C29. Was she raised (in this religion/with no preference)? (See Section 2)
- C30. What religion was she raised in? (See Section 2)
-

- 133 18 C31. When your mother (REPLACEMENT) was about your age, was she more religious than you are, about as religious, or would you say she was less religious than you are now?
-

- 277 1. MORE RELIGIOUS
 178 3. ABOUT AS RELIGIOUS
 72 5. LESS RELIGIOUS
 17 8.
 3 9.
 7 0. INAP. (R'S MOTHER (REPLACEMENT) DID NOT LIVE TO R'S AGE OR R HAD NO MOTHER (REPLACEMENT))

- 134 19 C32. [RB, p. 9] About how often, if ever, have you attended religious services during the last year: Would you say more than once a week, once a week, two or three times a month, once a month, a few times a year or less, or never?
-

- 67 1. MORE THAN ONCE A WEEK
 97 2. ONCE A WEEK
 63 3. TWO OR THREE TIMES A MONTH
 47 4. ONCE A MONTH
 160 5. A FEW TIMES A YEAR OR LESS
 120 6. NEVER (Code 0 in cols. 20-22, C33-C35)

Var # Col #

135 20-21 C33. Which of the reasons on page 10 of the booklet is the main reason you attend (church/synagogue/temple)?

- 7 01. BECAUSE I'VE ALWAYS GONE
 3 02. TO MEET MY FRIENDS
 22 03. FAMILY OR FRIENDS EXPECT IT (INCLUDE "My wife wants me to")
 240 04. TO WORSHIP GOD OR PRAY (INCLUDE "Because I love the Lord")
 5 05. GOD EXPECTS IT
 15 06. TO HEAR SERMON
 50 07. TO LEARN HOW TO BE A BETTER PERSON
 64 08. MAKES ME FEEL BETTER
 28 09. OTHER (SPECIFY)-----> MAKE CARD
 120 00. INAP. (R ANSWERED "NEVER" IN C32)

136 22 C34. Would you say you now attend religious services more often, about the same, or less often than you did 10 or 15 years ago?

- 111 1. MORE OFTEN
 127 3. SAME (code 0 in col. 23, C36)
 196 5. LESS OFTEN
 120 0. INAP. (R ANSWERED "NEVER" IN C32)

C35. What has been the reason for the change? (See Section 2)

137 23 C36. (IF ANSWERED "NEVER" IN C32) Would you say you now attend religious services about the same or less often than you did 10 or 15 years ago?

- 1-1.
 43-3. SAME (Code 0 in cols. 24-30, C38-C46)
 75-5. LESS OFTEN
 2-9.
 433 0. INAP. (R ATTENDED SERVICES DURING THE LAST YEAR IN C32)

Var # Col #

C37. What has been the reason for the change? (See Section 2)

138 24 C38. Is there a (church/synagogue/temple) you usually attend?

371 1. YES
 62 5. NO (Code 0 in cols. 25-30, C39-C46)
 29.
 119 0. INAP. (ATTENDS "NEVER" IN C32 - code 6)

139 25 C39. Which one is that? (PROBE FOR FULL NAME OF CHURCH ORGANIZATION, ADDRESS, AND CITY. LIST NO MORE THAN TWO.)

253 1. One address given in C38
 6 2. Two or more addresses given
 103 3. Partial address given (needs more information)
 18.
 5 9. No address or incomplete
 181 0. INAP. (R ANSWERED "NO" TO C38, OR CODED 0 OR 5)

140 26 C40. (IF NECESSARY) Which do you consider your main (church/synagogue/temple)?

7 1. One main church given
 0 2. Two churches still chosen
 39.
 544 0. INAP. (R ANSWERED "NO" TO C38, OR C39 IS NOT CODE 2)

141 27 C41. Are you a member of that congregation or parish?

268 1. YES (INCLUDE "Not officially but I consider myself a member")
 103 5. NO
 29.
 181 0. INAP. (R ANSWERED "NO" TO C38)

Var # Col #

142 28-29 C42. About how many years have you been going there?

Code number of years. Code 01 = one year or less, etc.

77. R DOES NOT ATTEND ON A REGULAR BASIS

97. ALL MY LIFE

00. INAP. (R ANSWERED "NO" TO C38, OR CODED 0 OR 5)

143 30 C43. What was the last Detroit area (church/synagogue/temple) you attended before this one? (PROBE FOR FULL NAME AND LOCATION.)

125 1. Full address given

128 3. Partial address given (needs more information)

73 7. No previous church

14 9. No address or incomplete

8 8.

206 0. INAP. (R ANSWERED "ALL MY LIFE" TO C42 OR "NO" TO C38)

C44. Do you take part in any of the activities or organizations of your (church/synagogue/temple) other than attending services? (See Section 2)

C45. What sort of activities or organizations are these? (See Section 2)

C46. [RB, p. 11] How often have you done these things, all told, during the last year: would you say more than once a week, once a week, two or three times a month, once a month, a few times a year or less, or never? (See Section 2)

Var # Col #

144 31

C47. All things considered, do you think you are more interested,
about as interested, or less interested in religion than you
were 10 or 15 years ago?

198 1. MORE INTERESTED
238 3. SAME
117 5. LESS INTERESTED
18.

C48. What has been the reason for the change? (See Section 2)

Var # Col #

SECTION D: RELIGIOUS BELIEFS

- D1. There's been a lot of talk about religion this year, so we are especially interested in people's religious beliefs. Some people wonder whether there is a God. How do you feel -- do you believe there is a God, or not?
- D2. Did you ever believe in God?
- D3. What first caused you to doubt your belief in God?
- D4. Do you have other spiritual beliefs?
- D5. Could you tell me a little about them?
- D6. Many of the people who believe in God say that when things go wrong and the future looks dark, their belief in God and His goodness keeps them going. Do you have any beliefs that help you at times like this?
- D7. Could you tell me more?
- D8. Do you believe in a life after death, or not?
- D9. Could you tell me about your belief?
- D10. Do you ever pray or meditate or something like that?
- D11. Could you tell me more about that?
-

(Questions D1-D11 are not coded by DAS.)

- D12. Do you think God is a Heavenly Father who watches over you and helps you, or do you have some other belief?
(See Section 2)
- D13. What is that other belief? (See Section 2)
-

Var # Col #

145 32 D14. Many of the people who believe in God as a Heavenly Father say that when things go wrong and the future looks dark, their belief in God's love and goodness keeps them going. In your own life, do you have any beliefs that help you in this way?

45 1. YES
 0 3. (VOL.) AMBIGUOUS OR NON-TRADITIONAL BELIEF (box not checked)
 28 5. NO
 1 8.
 4 9.
 47 0. INAP. (R ANSWERED "HEAVENLY FATHER" TO D12 OR "NO" TO D1)

146 33 D15. Do you believe that God answers people's prayers, or not?

445 1. YES
 4 3. (VOL.) SOMETIMES; DEPENDS ON THE PRAYER, THE PERSON, OR THE SITUATION
 60 5. NO
 12 8.
 4 9.
 29 0. INAP. (R ANSWERED "NO" TO D1) (Code 0 in cols. 34-48, D16-D33)

147 34 D16. About how often do you pray? (DO NOT READ OPTIONS)

138 1. SEVERAL TIMES A DAY
 168 2. ONCE A DAY
 52 3. A FEW TIMES A WEEK
 30 4. ONCE A WEEK
 83 5. LESS THAN ONCE A WEEK
 47 6. NEVER
 1 8.
 6 9.
 29 0. INAP. (R ANSWERED "NO" TO D1)

148 35 D17. Do you believe in a life after death, or not?

363 1. YES
 135 5. NO (Code 0 in cols. 36-37, D18-D19)
 21 8.
 5 9.
 30 0. INAP. (R ANSWERED "NO" TO D1)

Var # Col #

149 36 D18. Do you believe that in the next life some people will be punished and others rewarded by God?

248 1. YES
 102 5. NO
 14 8.
 3 9.
 187 0. INAP. (R ANSWERED "NO" TO D17 OR TO D1)

150 37 D19. Do you believe that God judges people on the basis of whether they had faith and trust in Him, or on the basis of the kind of lives they led?

119 1. FAITH
 17 3. (VOL.) BOTH; DEPENDS
 121 5. KIND OF LIVES
 1 8.
 3 9.
 293 0. INAP. (R ANSWERED "NO" TO D18 OR TO D1)

151 38 D20. Do you believe that, when they are able, God expects people to worship Him in their churches and synagogues every week?

258 1. YES
 1 3. (VOL.) DEPENDS; USUALLY ALTHOUGH NOT ALWAYS
 256 5. NO
 7 8.
 3 9.
 29 0. INAP. (R ANSWERED "NO" TO D1)

152 39 D21. Some religious groups teach that the world is soon coming to an end. Do you believe that the world is soon coming to an end, or not?

150 1. YES
 350 5. NO
 22 8.
 3 9.
 29 0. INAP. (R ANSWERED "NO" TO D1)

Var # Col #

153 40 D22. Are you at all afraid of God?

106 1. YES

413 5. NO

29 0. INAP. (R ANSWERED "NO" TO D1)

2 8.

4 9.

154 41 D23. [RB, p. 12] Do you think God is more concerned with the way people treat others, or is God more concerned with their attendance at church or synagogue, or would you say these things are equally important to Him?

369 1. HOW PEOPLE TREAT OTHERS

144 3. BOTH EQUALLY IMPORTANT

3 5. ATTENDANCE AT SERVICES

2 6. (VOL.) GOD IS NOT CONCERNED WITH THESE ISSUES

29 0. INAP. (R ANSWERED "NO" TO D1)

4 8.

3 9.

155 42 D24. [RB, p. 13] Do you think that God is more pleased when people try to get ahead, or when people are satisfied with what they have and don't try to push ahead?

280 1. TRY TO GET AHEAD

7 3. (VOL.) BOTH; DEPENDS

199 5. ARE SATISFIED

11 6. (VOL.) GOD DOESN'T CARE ONE WAY OR THE OTHER (NO BOXES CHECKED)

29 0. INAP. (R ANSWERED "NO" TO D1)

1 7.

22 8.

156 43 D25. Do you think the work you do is as important in God's eyes as the work of ministers, priests, and rabbis, or not?

395 1. YES

0 3. (VOL.) SOME OF THE WORK; SOMETIMES YES, SOMETIMES NO

118 5. NO

8 8.

29 0. INAP. (R ANSWERED "NO" TO D1)

Var # Col #

157 44 D26. What do you believe about Jesus? Do you believe that Jesus was God's only Son sent into the world by God to save sinful people, or do you believe that he was simply a very good man and teacher, or do you have some other belief?

402 1. GOD'S ONLY SON (IF BOTH, CODE 1)
 90 2. A GOOD MAN AND TEACHER
 19 7. OTHER
 6 8.
 3 9.
 29 0. INAP. (R ANSWERED "NO" TO D1)

D27. What is that belief? (See Section 2)

Note: D26 and D27 are coded together as a single question in Section 2.

158 45 D28. Have you ever doubted that there is a God?

116 1. YES
 404 5. NO
 29 0. INAP. (R ANSWERED "NO" TO D1)
 2 8.
 3 9.

D29. What caused you to doubt? (See Section 2)

D30. What caused you to give up your doubts? (See Section 2)

159 46 D31. Do you feel that someone who doesn't believe in God can be a good American, or not?

425 1. YES
 0 3. (VOL.) DEPENDS; SOME PEOPLE YES, OTHERS NO
 86 5. NO

29 0. INAP. (R ANSWERED "NO" TO D1)
 9 8.
 59.

Var # Col #

160 47 D32. When you have decisions to make in your everyday life, how often do you ask yourself what God would want you to do: would you say often, sometimes, or never?

- 177 1. OFTEN
- 232 3. SOMETIMES
- 112 5. NEVER
- 29 0. INAP. (R ANSWERED "NO" TO D1)
- 1 8.
- 3 9.

161 48 D33. Do you feel that you have the right to question what your (church/synagogue) teaches, or not?

- 461 1. YES
- 0 3. (VOL.) SOME TEACHINGS; DEPENDS
- 54 5. NO
- 31 0. INAP. (R ANSWERED "NO" TO D1, OR R DOES NOT ATTEND CHURCH)
- 3 8.
- 5 9.

162 49-50 D34. Looking at page 14 of the booklet, which of the people or things on this list has had the greatest influence on your religious beliefs?

- 11 00. NONE
- 40 01. FRIENDS
- 16 02. TEACHERS
- 68 03. HUSBAND, WIFE, OR CHILDREN
- 305 04. PARENTS
- 66 05. MINISTERS, PRIESTS, OR RABBIS
- 22 06. BOOKS
- 6 07. TV OR RADIO
- 17 08. IF VOL: OTHER (SPECIFY)----->
- 1 98.
- 2 99.

MAKE CARD

163 51-52 D35. [RB, p. 14] Which has had the next greatest influence?

(Use codes for D34.)

00. INAP. (NO SECOND GREATEST INFLUENCE)

	1	2	3	4	5	6	7	8	98	99
0										
19	73	66	87	77	159	44	14	5	4	6
					159					

Var # Col #

164 53 D36. Have you ever had a spiritual or religious experience; that is, a particularly powerful insight or awakening that was important in your life?

191 1. YES
 359 5. NO (Code 0 in cols. 54-57, D37-D41)
 1 8.
 3 9.

D37. Could you tell me a little about it? (See Section 2)

165 54 D38. Is this experience still important to you in your everyday life?

175 1. YES
 14 5. NO
 1 9.
 364 0. INAP. (R ANSWERED "NO" TO D36)

166 55 D39. INTERVIEWER CHECKPOINT: R IS CHRISTIAN

174 1. R IS CHRISTIAN
 17 2. ALL OTHERS (Code 0 in cols. 56-57, D40-D41)
 1 9.
 362 0. INAP. (R ANSWERED "NO" TO D36) (Interview is not routed to this checkpoint)

167 56 D40. Was this a conversion experience, a turning point that included asking Jesus Christ to be your personal savior?

78 1. YES
 90 5. NO
 380 0. INAP. (R IS NOT CHRISTIAN OR R ANSWERED "NO" TO D36)
 1 8.
 59.

Var # Col #

168 57 D41. Have you ever tried to encourage someone to believe in Jesus Christ or to accept him as their savior?

114 1. YES
 55 5. NO
 5 9.
 380 0. INAP. (R IS NOT CHRISTIAN OR R ANSWERED "NO" TO D36)

169 58 D42. Has religion ever had any effect on your political beliefs?

97 1. YES
 456 5. NO
 1 9.

D43. In what ways? (GET MAXIMUM DETAIL) (See Section 2)

170 59 D44. What do you think about religious leaders discussing political or social issues from the pulpit? Would you say it is always right, usually right, sometimes right, or never right?

24 1. ALWAYS RIGHT
 36 2. USUALLY RIGHT
 3 3. (VOL.) RIGHT, WITH QUALIFICATIONS: "Social but not political," etc.
 317 4. SOMETIMES RIGHT
 164 5. NEVER RIGHT
 6 8.
 4 9.

Var # Col #

171 60 D45. [RB, p. 15] Here are four statements which have been made about the Bible. I'd like you to tell me which is closest to your own view after I read them aloud.

- 205 1. The Bible is God's Word and all it says is true.
- 292 2. The Bible was written by people inspired by God, and its basic moral and religious teachings are true, but because the writers were human, it contains some errors.
- 34 3. The Bible is a valuable book because it was written by wise and good people, but God had nothing to do with it.
- 17 4. The Bible was written by people who lived so long ago that it is of little value today.
- 5 8.
- 5 9.

D46. I have here the names of several people mentioned in the Bible whom we've found are not too well known. Would you tell me if you recognize any of these names, and if so, tell me briefly anything you know about them.

D46. Moses (See Section 2)

D47. Mary Magdalene (See Section 2)

D48. Peter (See Section 2)

D49. Noah (See Section 2)

172 61 D50. INTERVIEWER CHECKPOINT: R'S INTEREST IN RELIGION

- 30 1. R HAS NO INTEREST IN RELIGION (Code 0 in cols. 62-71, D51-D64)
- 523 2. ALL OTHERS
- 19.

<u>Var #</u>	<u>Col #</u>
--------------	--------------

173	62	D51. INTERVIEWER CHECKPOINT: RELIGION
-----	----	---------------------------------------

- 4 1. R IS MUSLIM: USE "KORAN"
 515 2. ALL OTHERS: USE "BIBLE"
- 31 0. INAP. (R HAS NO INTEREST IN RELIGION IN D50; WAS NOT
 4 9. ROUTED TO THIS CHECKPOINT)

174	63	D52. Have you read any part of the (Bible/Koran) in the last year?
-----	----	--

- 278 1. YES
 241 5. NO
 5 9.
 30 0. INAP. (R HAS NO INTEREST IN RELIGION IN D50)

175	64	D53. Have you ever read any part of the (Bible/Koran)?
-----	----	--

- 216 1. YES
 23 5. NO
 6 9.
 309 0. INAP. (R HAS READ THE BIBLE IN D52, OR R HAS NO INTEREST
 IN RELIGION IN D50)

176	65-66	D54. How long ago was that?
-----	-------	-----------------------------

Code number of years. 01 = one year, etc.
 "Several" = 04

00. INAP. (R HAS READ THE BIBLE IN D52, OR R HAS NO INTEREST
 IN RELIGION IN D50)

Var # Col #

177 67 D55. [RB, p. 16] How often have you read the (Bible/Koran) in the last year?

- 35 1. EVERY DAY
 28 2. ALMOST EVERY DAY
 52 3. ONCE OR TWICE A WEEK
 45 4. A FEW TIMES A MONTH
 19 5. ONCE A MONTH
 81 6. A FEW TIMES A YEAR
 17 7. LESS THAN ONCE A YEAR
 59.
 272 0. INAP. (R HAS NOT READ THE BIBLE IN D52, OR R HAS NO INTEREST IN RELIGION IN D50)

D56. Have you read any religious books, magazines, or newspapers in the past month? (See Section 2)

D57. What were they? (See Section 2)

D58. Do you ever watch TV programs or listen to radio programs that are about religion or are sponsored by religious groups? (See Section 2)

D59. Which programs have you watched or listened to recently? (See Section 2)

D60. Looking at page 16 of the booklet, how often do you watch or listen to each of these programs? (RECORD NUMBER BELOW) (See Section 2)

178 68 D61. Of all the programs you watch on television, about how many are religious programs? Would you say most of them, some of them, or few of them?

- 4 1. MOST OF THEM
 30 3. SOME OF THEM
 220 5. FEW OF THEM (OR ONE (VOL.))
 16 6. (VOL.) NONE
 59.
 279 0. INAP. (R HAS NOT WATCHED ANY PROGRAMS IN D58, OR HAS NO INTEREST IN RELIGION IN D50)

Var # Col #

179 69 D62. Of all the programs you listen to on the radio, about how many are religious programs? Would you say most of them, some of them, or few of them?

- 20 1. MOST OF THEM (INCLUDE "ALL")
 22 3. SOME OF THEM
 183 5. FEW OF THEM (OR ONE (VOL.))
 41 6. (VOL.) NONE
 5 9.
 283 0. INAP. (R HAS NOT LISTENED TO ANY PROGRAMS IN D58, OR HAS NO INTEREST IN RELIGION IN D50)

180 70 D63. Do you ever call dial-a-prayer or something like that?

- 29 1. YES
 488 5. NO
 2 8. R DOESN'T KNOW WHAT IT IS
 5 9.
 30 0. INAP. (R HAS NO INTEREST IN RELIGION IN D50)

181 71 D64. From page 16 of the booklet, how often do you call?

- 1 1. EVERY DAY
 2 2. ALMOST EVERY DAY
 0 3. ONCE OR TWICE A WEEK
 4 4. A FEW TIMES A MONTH
 3 5. ONCE A MONTH
 6 6. A FEW TIMES A YEAR
 13 7. LESS THAN ONCE A YEAR
 4 9.
 521 0. INAP. (R DOES NOT CALL OR DOES NOT KNOW WHAT IT IS, OR R HAS NO INTEREST IN RELIGION IN D50)

D65. Do you feel there are any disagreements between what science teaches and what (your religious group/religion) teaches? (See Section 2)

D66. What are they? (See Section 2)

D67. Would you say that these disagreements are very serious, somewhat serious, or not very serious? (See Section 2)

Var # Col #

182 72 D68. INTERVIEWER CHECKPOINT: R'S EMPLOYMENT

330 1. R IS CURRENTLY EMPLOYED
223 2. ALL OTHERS (Code 0 in cols. 73-75, D69-D72)

183 73 D69. Would you say that you talk about religion with any of the
people where you work often, sometimes, or never?

31 1. OFTEN
181 3. SOMETIMES
114 5. NEVER
4 6. IF VOL: R WORKS ALONE (Code 0 in cols. 74-75, D70-D72)
1 9.
223 0. INAP. (R IS NOT CURRENTLY EMPLOYED)

184 74 D70. Have these talks ever had any effect on your religious
beliefs in any way?

38 1. YES
174 5. NO
1 9.
341 0. INAP. (R NEVER TALKS ABOUT RELIGION AT WORK, WORKS ALONE,
OR IS NOT CURRENTLY EMPLOYED)

D71. Are most of the people you work with Protestant, Catholic,
Jewish, or what? (See Section 2)

185 75 D72. Would you prefer to have most of the people you work with be
of the same faith as yourself, or doesn't this make any
difference?

12 1. SAME FAITH
0 3. (VOL.) SOME OF SAME FAITH, SOME DIFFERENT
314 5. MAKES NO DIFFERENCE
1 9.
227 0. INAP. (R WORKS ALONE OR IS NOT CURRENTLY EMPLOYED)

Var # Col #

186 76 D73. Would you say that you talk about religion with any of your neighbors often, sometimes, or never?

21 1. OFTEN
 94 3. SOMETIMES
 104 5. NEVER
 4 7. IF VOL: DON'T KNOW NEIGHBORS (Code 0 in cols. 77-78,
 D74-D76)
 4 9.
 327 0. INAP. (R IS CURRENTLY EMPLOYED)

187 77 D74. Have these talks ever had any effect on your religious beliefs in any way?

14 1. YES
 102 5. NO
 4 9.
 434 0. INAP. (R NEVER TALKS ABOUT RELIGION WITH NEIGHBORS, DOES NOT KNOW NEIGHBORS, OR IS CURRENTLY EMPLOYED)

D75. Are most of the people in your neighborhood Protestant, Catholic, Jewish, or what? (See Section 2)

188 78 D76. Would you prefer to have most of your neighbors be of the same faith as yourself, or doesn't this make any difference?

12 1. SAME FAITH
 207 5. MAKES NO DIFFERENCE
 4 9.
 331 0. INAP. (R DOES NOT KNOW NEIGHBORS OR IS CURRENTLY EMPLOYED)

Var # Col #

189 79

CODER OF SCREEN ONE

54 1. Bushwall, Steve
56 2. Gaiera, Kimberly
98 3. Goldstein, Laurie
67 4. McCaughey, Martha
88 5. Ore, Tracy
190 6. Zhang, Ren
19.

80

(Leave blank)

Var # Col #

SECTION E: INTERGROUP PERCEPTIONS

1 1-3 STUDY NUMBER (636)

2 4 SCREEN NUMBER (2)

325 5 E1. INTERVIEWER CHECKPOINT: R'S RELIGIOUS PREFERENCE

219 1. R IS PROTESTANT (Code 0 in cols. 14-43, E10-E39)

193 2. R IS CATHOLIC (Code 0 in cols. 1-13, E2-E9)

18 3. R IS JEWISH (Code 0 in cols. 6-24, E2-E20)

78 4. R IS OF OTHER FAITH, DOESN'T KNOW, OR DOESN'T CONSIDER
 SELF TO BE PROTESTANT (Code 0 in cols. 6-36, E2-E32)

46 5. R HAS NO PREFERENCE (Code 0 in cols. 6-43, E2-E39)

326 6 E2. Turning to page 17 of the booklet, of those relatives you
 feel really close to, what proportion are Protestants? All
 of them, nearly all, more than half, about half, less than
 half, or none of them?

92 1. ALL OF THEM

52 2. NEARLY ALL

14 3. MORE THAN HALF

28 4. ABOUT HALF

20 5. LESS THAN HALF

10 6. NONE

1 7. (VOL.) R HAS NO CLOSE RELATIVES

2 8.

335 0. INAP. (R IS NOT PROTESTANT)

Var # Col #

327 7 E3. As a general rule, do you think it is wiser for Protestants to marry other Protestants, or not?

92 1. YES, WISER
 0 3. (VOL.) DEPENDS ON THE PEOPLE, THE SITUATION, ETC.
 127 5. NOT WISER OR MAKES NO DIFFERENCE
 335 0. INAP. (R IS NOT PROTESTANT)

328 8 E4. As a general rule, do you think it is wiser for Protestants to choose other Protestants as their really close friends, or not?

38 1. YES, WISER
 0 3. (VOL.) FOR SOME PROTESTANTS; DEPENDS
 180 5. NOT WISER OR MAKES NO DIFFERENCE
 14.
 335 0. INAP. (R IS NOT PROTESTANT)

190 9 E5. [RB, p. 17] Thinking of your closest friends, what proportion are Protestants? All of them, nearly all, more than half, about half, less than half, or none of them?

27 1. ALL
 58 2. NEARLY ALL
 33 3. MORE THAN HALF
 46 4. ABOUT HALF
 33 5. LESS THAN HALF
 14 6. NONE
 1 7. (VOL.) R HAS NO CLOSE FRIENDS
 355 0. INAP. (R IS NOT PROTESTANT)

6 8.
 1 9.

191 10 E6. If for some reason you decided to become a Catholic someday, do you think any of your friends or relatives would try to discourage you, or not?

59 1. YES, WOULD DISCOURAGE
 156 5. NO, WOULD NOT DISCOURAGE
 335 0. INAP. (R IS NOT PROTESTANT)
 2 2.
 2 9.

Var # Col #

192 11 E7. Do you think any of your friends or relatives would feel at all unhappy or disturbed about it, or not?

35 1. YES
122 5. NO
29.
395 0. INAP. (R ANSWERED "YES" IN E6, OR R IS NOT PROTESTANT)

193 12 E8. All things considered, do you think that the ministry is a good field for a young person to go into today?

168 1. YES
2 3. (VOL.) DEPENDS ON THE PERSON, THE CHURCH (OR OTHER CONTINGENCIES)
41 5. NO
8 8.
335 0. INAP. (R IS NOT PROTESTANT)

194 13 E9. Do you think that women should be allowed to become ministers?

180 1. YES
1 3. (VOL.) DEPENDS
35 5. NO
3 8.
335 0. INAP. (R IS NOT PROTESTANT)

FOR PROTESTANTS: CODE 0 IN COLS. 14-43, E10-E39

Var # Col #

FOR CATHOLIC RESPONDENTS

195 14 E10. Turning to page 17 of the booklet, of those relatives you feel really close to, what proportion are Catholics? All of them, nearly all, more than half, about half, less than half, or none of them?

- 97 1. ALL
 45 2. NEARLY ALL
 17 3. MORE THAN HALF
 20 4. ABOUT HALF
 12 5. LESS THAN HALF
 2 6. NONE
 0 7. R HAS NO CLOSE RELATIVES

361 0. INAP. (R IS NOT CATHOLIC)

196 15 E11. As a general rule, do you think it is wiser for Catholics to marry other Catholics, or not?

- 92 1. YES, WISER
 0 3. (VOL.) DEPENDS ON THE PEOPLE, THE SITUATION, ETC.
 101 5. NOT WISER OR MAKES NO DIFFERENCE

361 0. INAP. (R IS NOT CATHOLIC)

197 16 E12. As a general rule, do you think it is wiser for Catholics to choose other Catholics as their really close friends, or not?

- 18 1. YES, WISER
 0 3. (VOL.) FOR SOME CATHOLICS; DEPENDS
 175 5. NOT WISER OR MAKES NO DIFFERENCE

361 0. INAP. (R IS NOT CATHOLIC)

Var # Col #

198 17 E13. [RB, p. 17] Thinking of your closest friends, what
proportion are Catholics?

12 1. ALL
35 2. NEARLY ALL
23 3. MORE THAN HALF
59 4. ABOUT HALF
49 5. LESS THAN HALF
12 6. NONE
3 8.
361 0. INAP. (R IS NOT CATHOLIC)

199 18 E14. If for some reason you decided to become a Protestant
someday, do you think any of your friends or relatives would
try to discourage you, or not?

102 1. YES, WOULD DISCOURAGE
90 5. NO, WOULD NOT DISCOURAGE
1 8.
361 0. INAP. (R IS NOT CATHOLIC)

200 19 E15. Do you think any of your friends or relatives would feel at
all unhappy or disturbed about it, or not?

37 1. YES
53 5. NO.
464 0. INAP. (R ANSWERED "YES" IN E14, OR R IS NOT CATHOLIC)

201 20 E16. Do you believe that the Catholic Church is the only true
church established by God Himself, and that other churches
were only established by humans?

47 1. YES
141 5. NO
3 8.
2 9.
361 0. INAP. (R IS NOT CATHOLIC)

Var # Col #

202 21 E17. All things considered, do you think that the priesthood is a good field for a young man to go into today?

129 1. YES
 5 3. (VOL.) FOR SOME YOUNG MEN; DEPENDS
 55 5. NO
 4 8.
 361 0. INAP. (R IS NOT CATHOLIC)

203 22 E18. Do you think that becoming a nun is a good field for a young woman today?

124 1. YES
 0 3. (VOL.) FOR SOME YOUNG WOMEN; DEPENDS
 64 5. NO
 361 0. INAP. (R IS NOT CATHOLIC)
 4 8.
 1 9.

204 23 E19. Do you think women should be allowed to become priests?

124 1. YES
 0 3. (VOL.) DEPENDS
 64 5. NO
 4 8.
 361 0. INAP. (R IS NOT CATHOLIC)
 1 9.

205 24 E20. Do you think priests should be allowed to get married?

152 1. YES
 40 5. NO
 1 8
 361 0. INAP. (R IS NOT CATHOLIC)

FOR CATHOLICS: CODE 0 IN COLS. 25-43, E21-E39

Var # Col #

FOR JEWISH RESPONDENTS

206 25 E21. Turning to page 17 of the booklet, of those relatives you feel really close to, what proportion are Jewish? All of them, nearly all, more than half, about half, less than half, or none of them?

- 9 1. ALL
 5 2. NEARLY ALL
 2 3. MORE THAN HALF
 2 4. ABOUT HALF
 0 5. LESS THAN HALF
 0 6. NONE

0 7. R HAS NO CLOSE RELATIVES

1 9.
 535 0. INAP. (R IS NOT JEWISH)

207 26 E22. As a general rule, do you think it is wiser for Jewish people to marry other Jewish people, or not?

- 13 1. YES, WISER
 0 3. (VOL.) DEPENDS ON THE PEOPLE, THE SITUATION, ETC.
 4 5. NOT WISER OR MAKES NO DIFFERENCE

1 9.
 536 0. INAP. (R IS NOT JEWISH)

208 27 E23. As a general rule, do you think it is wiser for Jewish people to choose other Jewish people as their really close friends, or not?

- 4 1. YES, WISER
 0 3. (VOL.) FOR SOME JEWISH PEOPLE; DEPENDS
 13 5. NOT WISER OR MAKES NO DIFFERENCE

1 9.
 536 0. INAP. (R IS NOT JEWISH)

Var # Col #

209 28 E24. [RB, p. 17] Thinking of your closest friends, what proportion are Jewish?

1. ALL
 2. NEARLY ALL
 3. MORE THAN HALF
 4. ABOUT HALF
 5. LESS THAN HALF
 6. NONE
 9.
 S36 0. INAP. (R IS NOT JEWISH)

210 29 E25. If for some reason you decided to become a Christian someday, do you think any of your friends or relatives would try to discourage you, or not?

- 16 1. YES, WOULD DISCOURAGE
 2 5. NO, WOULD NOT DISCOURAGE
 S36 0. INAP. (R IS NOT JEWISH)

211 30 E26. Do you think any of your friends or relatives would feel at all unhappy or disturbed about it, or not?

1. YES
 5. NO
 S52 0. INAP. (R ANSWERED "YES" IN E25, OR R IS NOT JEWISH)

212 31 E27. Do you generally observe any of the following customs? On the last Passover, did you have a Seder in your own home or attend one elsewhere?

- 15 1. YES
 3 5. NO
 S36 0. INAP. (R IS NOT JEWISH)

Var # Col #

213 32 E28. Does your family generally light Friday night candles?

9 1. YES
 0 3. (VOL.) SOMETIMES; NOW AND THEN
 5 5. NO

540 0. INAP. (R HAS NO FAMILY, OR R IS NOT JEWISH)

214 33 E29. Last Hanukah, did you light Hanukah candles?

15 1. YES
 3 5. NO

536 0. INAP. (R IS NOT JEWISH)

215 34 E30. Do you use separate dishes for meat and dairy food?

5 1. YES
 13 5. NO

536 0. INAP. (R IS NOT JEWISH)

216 35 E31. All things considered, do you think that becoming a rabbi is
 a good field for a young person to go into today?

13 1. YES
 0 3. (VOL.) DEPENDS ON THE PERSON, THE CHURCH (OR OTHER
 CONTINGENCIES)
 4 5. NO

536 0. INAP. (R IS NOT JEWISH)

Var # Col #

217

36

E32. Do you think women should be allowed to become rabbis?

- 16 1. YES
0 3. (VOL.) DEPENDS
2 5. NO

536 0. INAP. (R IS NOT JEWISH)

FOR JEWS: CODE 0 IN COLS. 37-43, E33-E39

Var # Col #

FOR ALL OTHER FAITHS

INTERVIEWER: IN THE BLANK, USE RELIGION, DENOMINATION, OR FAITH R SPECIFIED IN C2 OR C3, PAGE 18

218 37 E33. From the religious standpoint, do you feel you have more in common with Protestants or Catholics?

26 1. PROTESTANTS
16 2. IF VOL: ABOUT THE SAME
21 3. CATHOLICS
4 5. (VOL.) NEITHER

476 0. INAP. (R IS PROTESTANT, CATHOLIC, JEWISH, OR HAS NO PREFERENCE)
10 8.
1 9.

219 38 E34. Turning to page 17 of the booklet, of those relatives you feel really close to, what proportion are members of the _____ faith? All of them, nearly all, more than half, about half, less than half, or none of them?

17 1. ALL
17 2. NEARLY ALL
4 3. MORE THAN HALF
7 4. ABOUT HALF
17 5. LESS THAN HALF
14 6. NONE

0 7. R HAS NO CLOSE RELATIVES

476 0. INAP. (R IS PROTESTANT, CATHOLIC, JEWISH, OR HAS NO PREFERENCE)
1 8.
1 9.

220 39 E35. As a general rule, do you think it is wiser for _____ (people) to marry people of their own faith, or not?

37 1. YES, WISER
2 3. (VOL.) DEPENDS ON THE PEOPLE, THE SITUATION, ETC.
37 5. NOT WISER OR MAKES NO DIFFERENCE

476 0. INAP. (R IS PROTESTANT, CATHOLIC, JEWISH, OR HAS NO PREFERENCE)
1 8.
1 9.

Var # Col #

221 40 E36. As a general rule, do you think is is wiser for _____
(people) to choose other _____ (people) as their really
close friends, or not?

- 18 1. YES, WISER
0 3. (VOL.) FOR SOME _____ PEOPLE; DEPENDS
59 5. NOT WISER OR MAKES NO DIFFERENCE
1 9.
476 0. INAP. (R IS PROTESTANT, CATHOLIC, JEWISH, OR HAS NO
PREFERENCE)

222 41 E37. [RB, p. 17] Thinking of your closest friends, what
proportion are members of the _____ faith?

- 11 1. ALL
12 2. NEARLY ALL
6 3. MORE THAN HALF
7 4. ABOUT HALF
22 5. LESS THAN HALF
17 6. NONE
476 0. INAP. (R IS PROTESTANT, CATHOLIC, JEWISH, OR HAS NO
PREFERENCE)

223 42 E38. If for some reason you decided to become either a Protestant
or Catholic someday, do you think any of your friends or
relatives would try to discourage you, or not?

- 19 1. YES, WOULD DISCOURAGE
54 5. NO, WOULD NOT DISCOURAGE
476 0. INAP. (R IS PROTESTANT, CATHOLIC, JEWISH, OR HAS NO
PREFERENCE)
2 8.
3 9.

224 43 E39. Do you think any of your friends or relatives would feel at
all unhappy or disturbed about it, or not?

- 11 1. YES
43 5. NO
496 0. INAP. (R ANSWERED "YES" IN E38, OR R IS PROTESTANT,
CATHOLIC, JEWISH, OR HAS NO PREFERENCE)
1 8.
3 9.

Var # Col #

ALL RESPONDENTS

E40. If you were to join (a/a different) religious group, which one do you think you'd be most likely to join?
(See Section 2)

225 44 E41. INTERVIEWER CHECKPOINT: FORM EXPERIMENT

- 277 1. FORM X IS CHECKED ON COVERSHEET
277 2. FORM Z IS CHECKED ON COVERSHEET

NOTE: MAKE CARD if the interviewer asked the incorrect sequence and code the sequence actually asked (even if in error). Change col. 44 to conform to actual practice. We will ultimately report the number of errors.

226 45 E42. What are your views on the reading of the Lord's Prayer or Bible verses in public schools? Do you think it should be allowed in all public schools, or not allowed in any public schools?

- 212 1. ALLOWED
61 5. NOT ALLOWED
0 7. (VOL.) "OPTIONAL"
5 8.
1 9.
275 0. INAP. (FORM Z QUESTIONS ASKED)

227 46 E43. What are your views on the reading of the Lord's Prayer or Bible verses in public schools? Do you think it should be required in all public schools, or not required in any public schools?

- 106 1. REQUIRED
162 5. NOT REQUIRED
4 7. (VOL.) "OPTIONAL"
276 0. INAP. (FORM X QUESTIONS ASKED)
2 8.
4 9.

Var # Col #

228 47 E44. Here are a few more of those statements you sometimes hear people make, and I'd like to find out whether or not you agree with each of them.

The first statement is: Most people don't really care what happens to the next fellow. Do you agree or disagree with that?

227 1. AGREE
 1 3. (VOL.) DEPENDS; NEITHER AGREE NOR DISAGREE
 324 5. DISAGREE
 2 9.

229 48 E45. It's hardly fair to bring children into the world the way things look for the future. (Do you agree or disagree with that?)

211 1. AGREE
 2 3. (VOL.) DEPENDS; NEITHER AGREE NOR DISAGREE
 334 5. DISAGREE
 2 8.
 5 9.

230 49 E46. Nowadays a person has to live pretty much for today and let tomorrow take care of itself. (Do you agree or disagree with that?)

221 1. AGREE
 1 3. (VOL.) DEPENDS; NEITHER AGREE NOR DISAGREE
 329 5. DISAGREE
 1 8.
 2 9.

231 50 E47. Some families seem to have more than their share of serious illness, accidents, and deaths. Compared with others in this country, would you say your family has been more fortunate than average, about average, or less fortunate than average in this respect?

274 1. MORE FORTUNATE
 216 3. ABOUT AVERAGE
 62 5. LESS FORTUNATE
 2 9.

Var # Col #

232 51 E48. On the whole, which mean more to you, your ties with your relatives, or your ties with your friends?

- 413 1. RELATIVES
 1 2. (VOL.) SPOUSE'S RELATIVES OR FAMILY (NOT R'S OWN RELATIVES)
 60 3. IF VOL: BOTH EQUAL
 76 5. FRIENDS
 0 6. (VOL.) NEITHER ONE; I JUST LIKE PEOPLE FOR THEMSELVES
 2 8.
 2 9.

E49. Many people have some good friends they feel close to. Who are your good friends (other than your spouse)? Just tell me their first names. (LIST NAMES IN GRID BELOW) (Is there anyone else?) (See Section 2)

Now let's go back and talk about (NAME).

E50. (NAME) is (male/female)? Is that correct? (See Section 2)

E51. About how old is (NAME)? (See Section 2)

E52. About how many years of school has (NAME) completed?
 (See Section 2)

E53. What is (NAME'S) religious preference? Is it Protestant, Catholic, Jewish, some other religion, or none?

(IF PROTESTANT): What specific denomination is that?
 (See Section 2)

REPEAT E50-E53 FOR SECOND, THIRD, FOURTH, AND FIFTH FRIENDS
 (See Section 2)

Var # Col #

SECTION F: ATTITUDES

233 52 F1. Now I'd like to ask you about your attitudes on some other issues. Please turn to page 18 of the booklet. How do you feel about gambling? From the moral standpoint, would you say it is always wrong to gamble, usually wrong, sometimes wrong, or never wrong?

118 1. ALWAYS WRONG
 73 2. USUALLY WRONG
 295 3. SOMETIMES WRONG
 57 4. NEVER WRONG
 6 8.
 59.

234 53 F2. Do you think the government should have laws against all gambling?

132 1. YES
 352 5. NO
 59 0. INAP. ("NEVER WRONG" IN F1)
 6 8.
 59.

235 54 F3. [RB, p. 18] From the moral standpoint, would you say that moderate drinking is always wrong, usually wrong, sometimes wrong, or never wrong?

56 1. ALWAYS WRONG
 35 2. USUALLY WRONG
 277 3. SOMETIMES WRONG
 177 4. NEVER WRONG
 3 8.
 6 9.

236 55 F4. The legal drinking age in Michigan is 21. Do you favor keeping it this way, or would you favor lowering it to 18?

502 1. KEEP AT 21
 1 2. (VOL.) MAKE ALL DRINKING ILLEGAL
 0 3. (VOL.) FAVOR NO AGE RESTRICTIONS
 24 5. LOWER TO 18
 12 6. (VOL.) RAISE TO ANOTHER AGE (ABOVE 21)
 8 7. IF VOL: LOWER TO ANOTHER AGE
 2 8.
 59.

Var # Col #

237 56 F5. [RB, p. 18] From the moral standpoint, how do you feel about divorce? Is it always wrong, usually wrong, sometimes wrong, or never wrong?

43 1. ALWAYS WRONG
 66 2. USUALLY WRONG
 373 3. SOMETIMES WRONG
 66 4. NEVER WRONG
 1 8.
 5 9.

238 57 F6. [RB, p. 18] From the moral standpoint, would you say that it is always wrong for a married couple to practice birth control, usually wrong, sometimes wrong, or never wrong?

26 1. ALWAYS WRONG
 21 2. USUALLY WRONG
 130 3. SOMETIMES WRONG
 367 4. NEVER WRONG
 4 8.
 6 9.

239 58 F7. Please tell me whether or not you think it should be possible for a pregnant woman to obtain a legal abortion if she is married and does not want any more children?

282 1. YES
 2 3. (VOL.) DEPENDS ON THE SITUATION
 259 5. NO
 5 8.
 6 9.

240 59 F8. Do you think it should be possible for a pregnant woman to obtain a legal abortion if there is a strong chance of serious defect in the baby?

437 1. YES
 2 3. (VOL.) DEPENDS ON THE SITUATION
 104 5. NO
 8 8.
 3 9.

Var # Col #

241 60 F9. Suppose a married couple found they were unable to conceive children naturally. Would you approve or disapprove of the practice of another woman bearing a child for them -- what's being called these days "surrogate mothers"?

231 1. APPROVE
 1 3. (VOL.) DEPENDS
 310 5. DISAPPROVE
 9 8.
 39.

242 61 F10. Suppose the couple decided to have a baby using test-tube fertilization. Would you approve or disapprove?

317 1. APPROVE
 1 3. (VOL.) DEPENDS
 227 5. DISAPPROVE
 5 8.
 49.

Var # Col #

SECTION G: FAMILY AND CHILDREN

243 62-67 G1. Now I'd like to ask some questions about your background and experiences. First, what is the month, day, and year of your birth?

Code R's birthdate (6 digits).

E.g., 12/11/1945 = 121145
6/3/1952 = 060352

244 66-67 G1. Year of R's birth (2 digits).

245 66 G1. Decade of R's birth (1 digit).

0 1 2 3 4 5 6 9
18 53 81 70 113 148 67 4

246 68 G2. Have you ever raised any children or are you raising any now?

433 1. YES
119 5. NO

247 69-70 G2a. How many?

Code number of children.

00. INAP. (R HAS NOT RAISED ANY CHILDREN)

0 1 2 3 4 5 6 7 8 9 10 14 99
119 99 147 87 48 23 10 9 6 2 1 1 2

248 71 G3. INTERVIEWER CHECKPOINT: R'S AGE

311 1. R WAS BORN 1942 OR AFTER
242 2. R WAS BORN 1941 OR BEFORE (Code 0 in cols. 72-74, G4-G5)

Var # Col #

249 72 G4. Do you expect to (have/have any more) children? Would you say definitely yes, probably yes, you are uncertain, probably not, or definitely not?

- 49 1. DEFINITELY YES
- 43 2. PROBABLY YES
- 46 3. UNCERTAIN
- 39 4. PROBABLY NOT
- 30 5. DEFINITELY NOT
- 244 0. INAP. (R WAS BORN IN 1941 OR BEFORE)

250 73-74 G5. How many children do you expect to have altogether?

Code number of children. 01 = one child, etc.

00. INAP. (R DOES NOT EXPECT TO HAVE ANY CHILDREN, IS UNCERTAIN, OR WAS BORN IN 1941 OR BEFORE)

0	1	2	3	4	5	6	10	98	99
460	9	40	23	6	5	1	1	4	5

251 75 G6. INTERVIEWER CHECKPOINT: CHILDREN

- 434 1. R IS RAISING OR HAS RAISED CHILDREN (Code 0 in line 2, cols. 7-17, G25-G39)
- 53 2. R HAS NO CHILDREN BUT PLANS TO HAVE CHILDREN (Code 0 in line 1, cols. 76-80, and line 2, cols. 1-6, G7-G24)
- 65 3. R HAS NO CHILDREN, AND DOES NOT PLAN TO HAVE CHILDREN OR IS UNCERTAIN (Code 0 in line 1, cols. 76-80, and line 2, cols. 1-2, G7-G20)
- 29.

Var # Col #

- G7. Now I would like to get some more detailed information about the child(ren) you (have raised/are raising). Could you please tell me their first names, starting with the oldest? [ENTER NAMES IN GRID. REPEAT G8-G12 FOR EACH CHILD.] (See Section 2)
- G8. Is the (1st, 2nd, etc.) a boy or girl? (See Section 2)
- G9. In what year was (he/she) born? (See Section 2)
- G10. Is (he/she) living with you? (See Section 2)
- G11. In what religion (was _____ raised/is _____ being raised)? Is it Protestant, Catholic, Jewish, some other religion, or none?
- (IF PROTESTANT): What specific denomination is that? (See Section 2)
- G12. (BORN IN 1972 OR BEFORE): What is (his/her) religious preference now? Is it Protestant, Catholic, Jewish, some other religion, or none?
- (IF PROTESTANT): What specific denomination is that? (See Section 2)
-

252 76 G13. INTERVIEWER CHECKPOINT: R HAS CHILDREN

- 409 1. R HAS AT LEAST ONE CHILD BORN IN 1983 OR BEFORE (4 YEARS OLD OR OLDER) (Code 0 in line 2, cols. 7-16, G25-G35)
- 25 2. R HAS ONLY VERY YOUNG CHILDREN (BORN 1984 OR AFTER -- 3 YEARS OLD OR YOUNGER) (Code 0 in line 1, cols. 77-80, and line 2, cols. 1-6, G14-G24)
- 118 0. INAP. (R CURRENTLY HAS NO CHILDREN)
- 29.

Var # Col #

256 80 G18. Have your child(ren) attended the public schools, parochial schools, or what?

Code only grades 1-12; ignore kindergarten

- 300 1. PUBLIC SCHOOLS
 49 2. PAROCHIAL SCHOOL
 38 3. IF VOL: BOTH PUBLIC AND PAROCHIAL; SOME CHILDREN ATTENDED PUBLIC, OTHERS PAROCHIAL
 17 7. OTHER (INCLUDE "children too young" and "private school") -----> MAKE CARD
- 146 0. INAP. (R CURRENTLY HAS NO CHILDREN OR ONLY VERY YOUNG CHILDREN)
 4 9.

Screen 2
 Line 2

257 1 G19. Have your child(ren) attended Sunday School or religious instruction classes regularly, most of the time, some of the time, or never (when they were growing up)?

- 183 1. REGULARLY
 65 2. MOST OF THE TIME
 110 3. SOME OF THE TIME
 45 4. NEVER
- 4 7. OTHER (INCLUDE R considers child too young)-----> MAKE CARD
- 142 0. INAP. (R CURRENTLY HAS NO CHILDREN OR ONLY VERY YOUNG CHILDREN)
 1 8.
 4 9.

Var # Col #

258 2 G20. Have you attended religious services with your child(ren) regularly, most of the time, some of the time, or never (when they were growing up)?

- 128 1. REGULARLY
- 63 2. MOST OF THE TIME
- 135 3. SOME OF THE TIME
- 79 4. NEVER

2 7. OTHER (INCLUDE R considers child too young)----->

MAKE CARD

- 143 0. INAP. (R CURRENTLY HAS NO CHILDREN OR ONLY VERY YOUNG CHILDREN)
- 1 8.
- 3 9.

259 3 G21. In your household, do you ever say grace or give thanks before meals?

- 355 1. YES
- 118 5. NO

- 78 0. INAP. (R CURRENTLY HAS NO CHILDREN BUT PLANS TO HAVE CHILDREN, OR HAS ONLY VERY YOUNG CHILDREN)
- 3 9.

260 4 G22. How often is this done: quite often, or just on special occasions?

- 219 1. QUITE OFTEN
- 0 3. (VOL.) IN BETWEEN
- 135 5. ON SPECIAL OCCASIONS

- 196 0. INAP. (R DOES NOT SAY GRACE IN G21, OR R CURRENTLY HAS NO CHILDREN BUT PLANS TO HAVE CHILDREN, OR HAS ONLY VERY YOUNG CHILDREN)
- 4 9.

Var # Col #

261 5 G23. When you were growing up, did anyone in your family say grace or give thanks before meals?

369 1. YES
102 5. NO (Code 0 in cols. 6-17, G24-G39)

78 0. INAP. (R CURRENTLY HAS NO CHILDREN BUT PLANS TO HAVE CHILDREN, OR HAS ONLY VERY YOUNG CHILDREN)

1 8.

4 9.

262 6 G24. How often was this done: quite often, or just on special occasions?

280 1. QUITE OFTEN
1 3. (VOL.) IN BETWEEN
88 5. ON SPECIAL OCCASIONS

4 9.
181 0. INAP. (R ANSWERED "NO" TO G23, OR R CURRENTLY HAS NO CHILDREN BUT PLANS TO HAVE CHILDREN, OR HAS ONLY VERY YOUNG CHILDREN)

Code 0 in cols. 7-17, G25-G39

R CURRENTLY HAS NO CHILDREN BUT PLANS TO HAVE CHILDREN
OR ALL R'S CHILDREN ARE 3 YEARS OLD OR YOUNGER

263 7 G25. Will you (and your husband/wife) give your child(ren) any kind of religious training at home?

64 1. YES
1 3. (VOL.) PROBABLY; HOPE TO; DEPENDS
13 5. NO

472 0. INAP. (R HAS NO CHILDREN AND DOES NOT PLAN TO HAVE CHILDREN, OR ALL R'S CHILDREN ARE 4 YEARS OLD OR OLDER)

1 8.

3 9.

Var # Col #

G26. What kinds of training will you give them? (See Section 2)

264 8 G27. Do you feel that twelve year old children should be allowed to decide for themselves whether they will go to religious services or Sunday School, or should their parents decide this?

- 23 1. CHILD DECIDE
 2 3. (VOL.) DEPENDS ON CHILD; SOME 12-YEAR-OLDS CAN
 54 5. PARENTS DECIDE
 2 9.
 473 0. INAP. (R HAS NO CHILDREN AND DOES NOT PLAN TO HAVE CHILDREN, OR ALL R'S CHILDREN ARE 4 YEARS OLD OR OLDER)

265 9 G28. Will you encourage your child(ren) to pray, or not?

- 64 1. YES
 0 3. (VOL.) PROBABLY; HOPE TO; DEPENDS
 12 5. NO
 1 7.
 473 0. INAP. (R HAS NO CHILDREN AND DOES NOT PLAN TO HAVE CHILDREN, OR ALL R'S CHILDREN ARE 4 YEARS OLD OR OLDER)
 1 8.
 3 9.

266 10 G29. Will your child(ren) attend the public schools, parochial schools, or what?

- 42 1. PUBLIC SCHOOLS
 20 2. PAROCHIAL SCHOOL
 3 3. IF VOL: BOTH PUBLIC AND PAROCHIAL
 6 7. OTHER (SPECIFY)-----> MAKE CARD
 474 0. INAP. (R HAS NO CHILDREN AND DOES NOT PLAN TO HAVE CHILDREN, OR ALL R'S CHILDREN ARE 4 YEARS OLD OR OLDER)
 5 8.
 4 9.

Var # Col #

267 11 G30. Will your child(ren) attend Sunday School or religious instruction classes regularly, most of the time, some of the time, or never?

39 1. REGULARLY
14 2. MOST OF THE TIME
14 3. SOME OF THE TIME
8 4. NEVER

473 0. INAP. (R HAS NO CHILDREN AND DOES NOT PLAN TO HAVE CHILDREN, OR ALL R'S CHILDREN ARE 4 YEARS OLD OR OLDER)
2 8.
4 9.

268 12 G31. Will you attend religious services with your child(ren) regularly, most of the time, some of the time, or never?

33 1. REGULARLY
10 2. MOST OF THE TIME
26 3. SOME OF THE TIME
5 4. NEVER
1 5.

473 0. INAP. (R HAS NO CHILDREN AND DOES NOT PLAN TO HAVE CHILDREN, OR ALL R'S CHILDREN ARE 4 YEARS OLD OR OLDER)
2 8.
4 9.

269 13 G32. In your household, do you ever say grace or give thanks before meals?

48 1. YES
31 5. NO
2 9.
473 0. INAP. (R HAS NO CHILDREN AND DOES NOT PLAN TO HAVE CHILDREN, OR ALL R'S CHILDREN ARE 4 YEARS OLD OR OLDER)

270 14 G33. How often is this done: quite often, or just on special occasions?

26 1. QUITE OFTEN
0 3. (VOL.) IN BETWEEN
15 5. ON SPECIAL OCCASIONS

540 0. INAP. (R ANSWERED "NO" TO G32, OR R HAS NO CHILDREN AND DOES NOT PLAN TO HAVE CHILDREN, OR ALL R'S CHILDREN ARE 4 YEARS OLD OR OLDER)

7 2.
2 9.

Var # Col #

271 15 G34. When you were growing up, did anyone in your family say
grace or give thanks before meals?

- 45 1. YES
21 5. NO
3 9.
473 0. INAP. (R HAS NO CHILDREN AND DOES NOT PLAN TO HAVE
CHILDREN, OR ALL R'S CHILDREN ARE 4 YEARS OLD OR OLDER)

272 16 G35. How often was this done: quite often, or just on special
occasions?

- 45 1. QUITE OFTEN
0 3. (VOL.) IN BETWEEN
21 5. ON SPECIAL OCCASIONS
3 9.
485 0. INAP. (R ANSWERED "NO" TO G34, OR R HAS NO CHILDREN AND
DOES NOT PLAN TO HAVE CHILDREN, OR ALL R'S CHILDREN ARE
4 YEARS OLD OR OLDER)

273 17 G36. INTERVIEWER CHECKPOINT: R HAS CHILDREN

- 24 1. R HAS CHILDREN NOW
53 2. R HAS NO CHILDREN NOW, BUT PLANS TO HAVE CHILDREN
2 9.
475 0. INAP. (R HAS NO CHILDREN AND DOES NOT PLAN TO HAVE
CHILDREN, OR ALL R'S CHILDREN ARE 4 YEARS OLD OR OLDER)

ASK ONLY IF R CURRENTLY HAS NO CHILDREN

G37. In what denomination will you raise your child(ren):
Protestant, Catholic, Jewish, some other religion, or none?
(See Section 2)

G38. What specific denomination is that, if any? (See Section 2)

G39. Is that Orthodox, Conservative, Reform, or none of these?
(See Section 2)

Var # Col #

SECTION H: BACKGROUND

274 18-19 H1. Now I have a few questions about your background. What was the highest grade of school or year of college you completed?

Code education in years.

0	3	4	5	6	7	8	9	10	11	12	13	14	15	16
1	1	3	4	2	9	18	12	36	29	176	42	72	36	56

275 20 H1. RECODE: R's education in categories

Give priority to diploma or degree; if none, use years.

- 381. Grades 1-8
- 752. Some high school (9-11)
- 1763. High school graduate
- 1514. Some college (13-15) or Associate degree (code 3 in H3)
- 1065. College graduate (16-19 without mention of advanced degree)
- 56. Advanced degree (M.A., M.S., Ph.D., M.D., etc.) (Mark 6 only if R volunteers an advanced degree beyond a B.A., or if it is a reasonable inference from occupation, or if years of education number 20 or more.)

276 21 H2. Do you have a high school diploma or equivalency?

- 181 1. YES
- 110 5. NO
- 3 9.
- 260 0. INAP. (R HAS GONE TO COLLEGE)

277 22 H3. Do you have a college degree?

- 114 1. YES
- 21 3. (VOL.) YES, ASSOCIATE OR JUNIOR COLLEGE DEGREE
- 128 5. NO
- 2 9.
- 289 0. INAP. (R HAS NOT GONE TO COLLEGE)

Var # Col #

278 23 H4. Did you get any of your education in parochial schools or other schools run by religious groups?

141 1. YES
 410 5. NO
 1 0.
 2 9.

279 24-25 H5. How many years did you attend religious schools?

Code number of years. One year = 01, etc.

00. INAP. (R DID NOT ATTEND RELIGIOUS SCHOOLS)

280 26-27 H6. How many years of schooling did your mother (REPLACEMENT) complete?

[IF DON'T KNOW: Well, just approximately...]

Code mother's education in years.

00. INAP. (R HAD NO MOTHER (REPLACEMENT) OR MOTHER (REPLACEMENT) HAD NO FORMAL EDUCATION)

281 28 H6. RECODE: mother's education in categories

Give priority to diploma or degree; if none, use years.

151 1. Grades 1-8
 72 2. Some high school (9-11)
 191 3. High school graduate
 34 4. Some college (13-15) or Associate degree
 34 5. College graduate (16-19 without mention of advanced degree)
 4 6. Advanced degree (M.A., M.S., Ph.D., M.D., etc.) (Mark 6 only if R volunteers an advanced degree beyond a B.A., or if it is a reasonable inference from occupation, or if years of education number 20 or more.)
 14 0. INAP. (R HAD NO MOTHER (REPLACEMENT) OR MOTHER (REPLACEMENT) HAD NO FORMAL EDUCATION)
 49 8.
 59.

Var # Col #

282 29-30 H7. How many years of schooling did your father (REPLACEMENT) complete?

[IF DON'T KNOW: Well, just approximately...]

Code father's education in years.

00. INAP. (R HAD NO FATHER (REPLACEMENT) OR FATHER (REPLACEMENT) HAD NO FORMAL EDUCATION)

283 31 H7. RECODE: father's education in categories

Give priority to diploma or degree; if none, use years.

- 152 1. Grades 1-8
- 81 2. Some high school (9-11)
- 154 3. High school graduate
- 29 4. Some college (13-15) or Associate degree
- 42 5. College graduate (16-19 without mention of advanced degree)
- 10 6. Advanced degree (M.A., M.S., Ph.D., M.D., etc.) (Mark 6 only if R volunteers an advanced degree beyond a B.A., or if it is a reasonable inference from occupation, or if years of education number 20 or more.)
- 22 0. INAP. (R HAD NO FATHER (REPLACEMENT) OR FATHER (REPLACEMENT) HAD NO FORMAL EDUCATION)
- 61 8.
- 3 9.

Var # Col #

- H8. What was your father's (REPLACEMENT'S) main occupation or job when you were about 16? (See Section 2)
- H9. What were his main activities or duties? (See Section 2)
- H10. What did they make or do at the place where he worked? (See Section 2)
- H11. Did your mother (REPLACEMENT) work for pay when you were about 16? (See Section 2)
- H12. Did she work mostly full-time or part-time? (See Section 2)
- H13. What was her main occupation or job when you were about 16? (See Section 2)
- H14. What were her main activities or duties? (See Section 2)
- H15. What did they make or do at the place where she worked? (See Section 2)

284 32 H16. When you were growing up, did your father (REPLACEMENT) consider himself a Republican, a Democrat, an independent, or what?

- 104 1. REPUBLICAN
- 280 2. DEMOCRAT
- 49 3. INDEPENDENT
- 36 5. NO PREFERENCE

2 7. OTHER: SPECIFY----->

MAKE CARD

26 0. INAP. (R HAD NO FATHER (REPLACEMENT) OR FATHER (REPLACEMENT) WAS NOT A U.S. CITIZEN)

52 8.

59.

Var # Col #

285 33 H17. When you were growing up, did your mother (REPLACEMENT)
consider herself a Republican, a Democrat, an independent,
or what?

100 1. REPUBLICAN
287 2. DEMOCRAT
51 3. INDEPENDENT
50 5. NO PREFERENCE

4 7. OTHER: SPECIFY----> MAKE CARD

17 0. INAP. (R HAD NO MOTHER (REPLACEMENT) OR MOTHER
(REPLACEMENT) WAS NOT A U.S. CITIZEN)

39 8.
6 9.

H18. Other than American, what is the original nationality of
your family on your father's (REPLACEMENT'S) side?
(See Section 2)

H19. Was your father (REPLACEMENT) born in the United States?
(See Section 2)

H20. Other than American, what is the original nationality of
your family on your mother's (REPLACEMENT'S) side?
(See Section 2)

H21. Was your mother (REPLACEMENT) born in the United States?
(See Section 2)

H22. Were any of your grandparents born in another country than
the United States? (See Section 2)

Var # Col #

H23. Do you have any brothers and sisters who are living?
(See Section 2)

H23. Just tell me their first names. (LIST IN GRID BELOW) (Is there anyone else?)

[REPEAT H24-H27 FOR EACH SIBLING.] (See Section 2)

Now let's go back and talk about (NAME).

H24. (NAME) is (male/female)? Is that correct? (See Section 2)

H25. About how old is (NAME)? (See Section 2)

H26. About how many years of school has (NAME) completed?
(See Section 2)

H27. What is (NAME'S) religious preference? Is it Protestant, Catholic, Jewish, some other religion, or none?

(IF PROTESTANT): What specific denomination is that? (See Section 2)

286 34 H28. INTERVIEWER CHECKPOINT: R'S MARITAL STATUS

293 1. R IS CURRENTLY MARRIED (OR THINKS OF LIVING ARRANGEMENT AS MARRIAGE)

49 2. R IS WIDOWED (Code 0 in cols. 35-38, H29-H31)

210 3. R IS DIVORCED, SEPARATED, OR NEVER MARRIED (Code 0 in cols. 35-56, H29-H61)

2 9.

287 35 H29. Is your (husband/wife) doing any work for pay now?

181 1. YES

112 5. NO

259 0. INAP. (R IS NOT CURRENTLY MARRIED)

2 9.

Var # Col #

288 36-37 H30. How many hours did (he/she) work last week, at all jobs?

Code number of hours. (Code 0 in cols. 38-39, H31-H32)

00. INAP. (R'S SPOUSE IS NOT DOING ANY WORK FOR PAY NOW, OR R IS NOT CURRENTLY MARRIED)

289 38 H31. Is (he/she) retired, laid off, unemployed, disabled, a homemaker, (a student,) or what?

- 2 1. LAID OFF
- 40 2. RETIRED
- 2 3. UNEMPLOYED
- 8 4. DISABLED
- 54 5. HOMEMAKER
- 5 6. STUDENT
- 0 7. OTHER (SPECIFY)-----> MAKE CARD
- 3 9.
- 440 0. INAP. (R'S SPOUSE IS CURRENTLY WORKING, OR R IS NOT CURRENTLY MARRIED)

290 39 H32. Did your (husband/wife) ever work for pay?

- 137 1. YES
- 14 5. NO (Code 0 in cols. 40-42, H37-H39)
- 401 0. INAP. (R'S SPOUSE IS LAID OFF OR RETIRED, CURRENTLY WORKING, OR R IS NOT CURRENTLY MARRIED OR WIDOWED) (R answered "yes" to H29; interview is not routed to this checkpoint)
- 29.

Var # Col #

H33. What kind of work (does/did) your (husband/wife) normally do? That is, what (is/was) (his/her) job called?
(See Section 2)

H34. IF NOT ALREADY ANSWERED, ASK: What (does/did) (he/she) actually do in that job? Tell me what (are/were) some of (his/her) main duties? (See Section 2)

H35. What kind of place (does/did) (he/she) work for? (See Section 2)

H36. IF NOT ALREADY ANSWERED, ASK: What (do/did) they make or do at the place where (he/she) (works/worked)? (See Section 2)

291 40 H37. IF ALREADY ANSWERED, CODE WITHOUT ASKING: (Is/Was) (he/she) self-employed or (does/did) (he/she) work for someone else?

- 30 1. SELF-EMPLOYED
- 299 5. SOMEONE ELSE (Code 0 in cols. 41-42, H38-H39)
- 39.
- 222 0. INAP. (R'S SPOUSE HAS NEVER WORKED FOR PAY, OR R IS NOT CURRENTLY MARRIED OR WIDOWED)

292 41 H38. (Does/Did) (he/she) employ any other people?

- 22 1. YES
- 7 5. NO
- 49.
- 521 0. INAP. (R'S SPOUSE IS NOT SELF-EMPLOYED, OR R'S SPOUSE HAS NEVER WORKED FOR PAY, OR R IS NOT CURRENTLY MARRIED OR WIDOWED)

Var # Col #

293 42 H39. How many people (does/did) (he/she) employ?

- 2 1.
- 12 2. 1-9
- 5 3. 10-99
- 1 4. 100-999
- 0 5. 1,000 or more

527 0. INAP. (R'S SPOUSE IS NOT SELF-EMPLOYED, OR R'S SPOUSE HAS NEVER WORKED FOR PAY, OR R IS NOT CURRENTLY MARRIED OR WIDOWED)

- 1 6.
- 6 9.

294 43-44 H40. What was the highest grade of school or year of college your (husband/wife) completed?

Code education in years.

00. INAP. (R IS NOT CURRENTLY MARRIED OR WIDOWED)

0	1	4	5	6	7	8	9	10	11	12	13	14	15	16
209	1	1	4	3	2	19	8	21	12	117	25	44	17	34

295 45 H40. RECODE: spouse's education in categories

Give priority to diploma or degree; if none, use years.

- 32 1. Grades 1-8
- 42 2. Some high school (9-11)
- 115 3. High school graduate
- 87 4. Some college (13-15) or Associate degree
- 54 5. College graduate (16-19 without mention of advanced degree)
- 10 6. Advanced degree (M.A., M.S., Ph.D., M.D., etc.) (Mark 6 only if R volunteers an advanced degree beyond a B.A., or if it is a reasonable inference from occupation, or if years of education number 20 or more.)

209 0. INAP. (R IS NOT CURRENTLY MARRIED OR WIDOWED)

- 2 8.
- 3 9.

296 46 H41. (Does/Did) (he/she) have a high school diploma or equivalency?

- 118 1. YES
- 72 5. NO

359 0. INAP. (R'S SPOUSE ATTENDED COLLEGE, OR R IS NOT CURRENTLY MARRIED OR WIDOWED)

- 1 2.
- 4 9.

Var # Col #

297 47 H42. (Does/Did) (he/she) have a college degree?

- 74 1. YES
- 9 3. (VOL.) YES, ASSOCIATE OR JUNIOR COLLEGE DEGREE
- 69 5. NO

396 0. INAP. (R'S SPOUSE DID NOT ATTEND COLLEGE, OR R IS NOT CURRENTLY MARRIED OR WIDOWED)

- 1 4.
- 5 9.

298 48 H43. Did (he/she) get any of (his/her) education in parochial schools or other schools run by a religious organization?

- 97 1. YES
- 243 5. NO

208 0. INAP. (R IS NOT CURRENTLY MARRIED OR WIDOWED)

- 1 3.
- 2 8.
- 3 9.

299 49-50 H44. How many years did (he/she) attend religious schools?

Code number of years.

00. INAP. (R'S SPOUSE DID NOT ATTEND RELIGIOUS SCHOOLS, OR R IS NOT CURRENTLY MARRIED OR WIDOWED)

H45. What (is/was) your (husband's/wife's) religious preference: Protestant, Catholic, Jewish, some other religion, or none? (See Section 2)

H46. What specific denomination is that, if any? (See Section 2)

H47. Is that Orthodox, Conservative, Reform, or none of these? (See Section 2)

H48. Did your (husband/wife) ever change (his/her) religious preference? (See Section 2)

H49. What was (his/her) religious preference previously? (See Section 2)

H50. What were (his/her) reasons for changing? (See Section 2)

H51. At what age did (he/she) make this change? (See Section 2)

Var # Col #

304 55 H56. (Does/Did) your (husband/wife) consider (himself/herself) to
be a Republican, a Democrat, an independent, or what?

67 1. REPUBLICAN
134 2. DEMOCRAT
88 3. INDEPENDENT
32 5. NO PREFERENCE

3 7. OTHER (SPECIFY)-----> MAKE CARD

208 0. INAP. (R IS NOT CURRENTLY MARRIED OR WIDOWED)

17 8.
59.

305 56 H57. In general, (does/did) (he/she) feel closer to the
Republican or Democratic Party?

39 1. REPUBLICAN
36 2. DEMOCRATIC
42 3. IF VOL: NEITHER

418 0. INAP. (R'S SPOUSE IS "REPUBLICAN" OR "DEMOCRAT" IN H56,
OR R IS NOT CURRENTLY MARRIED OR WIDOWED)

12 8.
7 9.

H58. Besides American, what is the original nationality of your
(husband's/wife's) family on (his/her) father's side? (See
Section 2)

H59. Was your (husband's/wife's) father born in the U.S.? (See
Section 2)

H60. Besides American, what is the original nationality of your
(husband's/wife's) family on (his/her) mother's side? (See
Section 2)

H61. Was your (husband's/wife's) mother born in the U.S.? (See
Section 2)

Var # Col #

INCOME IN DOLLAR AMOUNTS

306 57-63 H62. As part of our research, we need to get a clear picture of the financial situation of all our study participants. Please tell me the total income you (and your family) had in 1986, before taxes, considering all sources such as wages, profits, interest, social security, welfare payments, and so on (for all family members living here).

Code exact amount (7 digits). If range, code midpoint.

9999996. INTERVIEWER ERROR (R apparently received income card prematurely and was not asked income in dollar amount. Enter letter of category in H63.)

332 1.
36 6.
143 7.
33 8.
10 9.

9999997. REFUSED TO ANSWER (CODERS NOTE CHANGE: 7 digits instead of 6)
9999998. DON'T KNOW
9999999. NA

INCOME IN LETTER CATEGORIES

307 64-65 H63. (IF R DOES NOT GIVE AN INCOME, ASK:) [HAND CARD] Could you give me the letter on this card which comes closest to the total income you (and your family) had in 1986, before taxes?

USE THESE CODES FOR H65

- 17 01. A. LESS THAN \$5,000
- 17 02. B. \$5,000-9,999
- 16 03. C. \$10,000-14,999
- 16 04. D. \$15,000-19,999
- 17 05. E. \$20,000-24,999
- 12 06. F. \$25,000-29,999
- 14 07. G. \$30,000-34,999
- 12 08. H. \$35,000-39,999
- 14 09. J. \$40,000-49,999
- 23 10. K. \$50,000-74,999
- 10 11. L. \$75,000-99,999
- 11 12. M. \$100,000 OR MORE

- 32 97. REFUSED TO GIVE INCOME
- 6 98. DON'T KNOW
- 99. NA

331 00. INAP. (R ANSWERED H62 IN DOLLAR AMOUNT)

Var # Col #

308 66-72 H64. About how much of the total family income was earned or received by you, either from a job or some other source of income?

Code exact amount (7 digits). Convert proportions ("all", "half") into dollar amounts.

9999996. INTERVIEWER ERROR (R apparently received income card prematurely and was not asked income in dollar amount. Enter letter of category in H65.)

3391.

336.

1157.

168.

119.

400.

9999997. REFUSED TO ANSWER

9999998. DON'T KNOW

9999999. NA

0000000. R EARNED OR RECEIVED NONE OF THE FAMILY INCOME

If R says "all" and letter category is given in H63, mark H64 as Refused and enter letter in H65. If R says "half," etc., calculate midpoint.

309 73-74 H65. [IF R REFUSED OR DK]: Could you tell me the letter of the general category from the card?

(Use codes for H63.)

00. INAP. (R ANSWERED H64 IN DOLLAR AMOUNT)

0	1	2	3	4	5	6	7	8	9	10	11	12	97	98
382	29	17	16	10	13	6	8	9	5	11	4	4	31	3

310 75 H66. Compared to other people, would you say your (family) income is less than you need, about what you need, or more than you need?

248 1. LESS
 261 3. ABOUT RIGHT
 39 5. MORE
 69.

Var # Col #

Screen 2
Line 3

311 76-2 H67. What income do you feel you need?

Code exact amount (7 digits). If letter category, code midpoint.

265 1.
7 7.
9 8.
12 9.
261 0.

9999997. REFUSED

0000000. INAP. (R ANSWERED "ABOUT RIGHT" TO H66)

If necessary, convert answer to an annual total sum and add it to the answer in H62-H63 to yield an annual total desired.

312 3 H67. TIME PERIOD OF NEEDED INCOME

Answer was given as or converted to total.

0. H67 not asked

0 1 8 9
260 276 3 15

313 4 H68. Some days the news about the automobile industry in Detroit is good, and some days it is bad. What do you think -- will the automobile industry make a comeback?

360 1. YES, COMEBACK
0 3. (VOL.) NOT A REAL COMEBACK BUT BETTER THAN IT WAS
174 5. NO COMEBACK
1 6. (VOL.) IT ALREADY HAS MADE A COMEBACK
15 8.
4 9.

314 5 H69. Considering everything right now, would you say that Southeast Michigan is a very good place to raise a family, a good place, not very good, or not good at all?

62 1. VERY GOOD
337 2. GOOD
111 3. NOT VERY GOOD
38 4. NOT GOOD AT ALL
1 8.
5 9.

Var # Col #

315 6 H70. That finishes the actual interview. Is there anything you
would like to add to any of the subjects we've discussed?

- | (1. Yes, R makes some comments (include "No, but I'd like
to say....")
5. No comments

H71. TIME NOW

(Not coded)

INTERVIEWER: TURN TO THE NEXT PAGE AND FILL OUT BEFORE
LEAVING NEIGHBORHOOD.

Var # Col #

SECTION J: INTERVIEWER OBSERVATIONS

316 7-9 J1. TOTAL INTERVIEW TIME IN MINUTES (DO NOT INCLUDE TIME SPENT
TALKING WITH R AFTER INTERVIEW IS OFFICIALLY OVER):

Code number of minutes (3 digits).

317 10 J2. R'S SEX (BY OBSERVATION):

250 1. MALE
302 2. FEMALE
29.

CODERS: NOTE CHANGE FROM
THE QUESTIONNAIRE NUMBERS

318 11 J3. R'S RACE OR ETHNIC GROUP (BY OBSERVATION):

391 1. WHITE
147 2. BLACK
2 3. HISPANIC
7 4. ARABIC/MIDDLE EASTERN
2 5. ASIAN/ASIAN-AMERICAN (INCLUDE ASIAN INDIAN)
0 6. NATIVE AMERICAN ("AMERICAN INDIAN")
3 7. OTHER OR CAN'T TELL
29.

319 12 J4. R'S GENERAL UNDERSTANDING OF QUESTIONS:

281 1. EXCELLENT
213 2. GOOD
49 3. FAIR
6 4. POOR
59.

Var # Col #

320 13-14 J5. DID R FIND ANY QUESTIONS DIFFICULT OR UNCLEAR? (WHICH ONES?)

Code number of questions listed (2 digits).

96. "ALL" QUESTIONS WERE DIFFICULT (or too many for the interviewer to list)

00. NO QUESTIONS LISTED

321 15 J6. OVERALL, HOW WOULD YOU DESCRIBE R'S INTEREST IN THE INTERVIEW?

131 1. VERY HIGH
 186 2. ABOVE AVERAGE
 206 3. AVERAGE
 23 4. BELOW AVERAGE
 5 5. VERY LOW
 39.

322 16 J7. HOW MUCH DID YOU ENJOY THIS INTERVIEW?

226 1. A GREAT DEAL
 264 2. SOMEWHAT
 51 3. A LITTLE
 10 4. NOT AT ALL
 39.

Var # Col #

323 17 J8. THUMBNAIL SKETCH: INCLUDE (1) BRIEF PHYSICAL DESCRIPTION OF THE RESPONDENT, (2) R'S ATTITUDE TOWARD THE INTERVIEW IN GENERAL OR SPECIFIC TOPICS, AND (3) ANYTHING ELSE ABOUT R OR THE INTERVIEWING CONDITIONS THAT WILL AID IN INTERPRETATION OF THE QUESTIONNAIRE.

Code completeness of thumbnail sketch:

- 91 1. Only one topic covered adequately
- 155 2. Only two topics covered adequately
- 169 3. All three topics covered adequately
- 37 4. Especially detailed sketch (although lacks information on one of three topics)
- 101 5. Excellent; full coverage and good detail
- 1 9. No thumbnail sketch provided

324 18 CODER OF SCREEN TWO

- 53 1. Bushwall, Steve
- 56 2. Gaiera, Kimberly
- 99 3. Goldstein, Laurie
- 67 4. McCaughey, Martha
- 88 5. Ore, Tracy
- 190 6. Zhang, Ren
- 19.

329 19-22 CASE ID/LOG NUMBER (4 digits)

OPEN CODES

Var # Col #

Screen 3
Line 1

1-3 STUDY NUMBER (636)

4 SCREEN NUMBER (3)

5-8 CASE ID/LOG NUMBER (4 digits)

329 9 CODER OF SCREEN THREE

- 84 1. Bushwall, Steve
- 123 2. Gaiera, Kimberly
- 102 3. Goldstein, Laurie
- 185 4. McCaughey, Martha
- 0 5. Ore, Tracy
- 0 6. Zhang, Ren
- 59 7. Grant, Robin
- 19.

Var # Col #

SECTION A: WORK AND MARRIAGE

A9. What kind of work (do/did) you normally do? That is, what (is/was) your job called?

330 10-12 A10. IF NOT ALREADY ANSWERED, ASK: What (do/did) you actually do in that job? Tell me what (are/were) some of your main duties?

0 1 2
8 305 241

A11. What kind of place (do/did) you work for?

331 13-15 A12. IF NOT ALREADY ANSWERED, ASK: What (do/did) they make or do at the place where you work(ed)?

Occupation and industry are coded using the 3-digit codes from the U.S. Census Bureau's 1970 Index of Industries and Occupations.

000. INAP. (R HAS NEVER WORKED FOR PAY)

332 16-18 A21. What type of work did you do?
333 19-21

If R is self-employed, occupation is coded using the Census Bureau's 1970 Index of Industries and Occupations.

000. INAP. (R HAS NEVER BEEN SELF-EMPLOYED OR R HAS NEVER WORKED FOR PAY)

Var # Col #

(FORM X WAS ANSWERED)

A23. [RB, p. 1] (DO NOT ASK IF R IS DISABLED IN A7) Some people tell us that they couldn't really be happy unless they were working at some job (IF HOMEMAKER ADD: or keeping house). But others say that they would be a lot happier if they didn't have to work and could take life easy. How do you feel about this? (See Section 1)

334 22-23 A24. Why is that? (*Lenski 5a*)
335 24-25

CODE FIRST TWO MENTIONS IN ORDER OF MENTION

NOTE: Do not be guided by R's answer to A23. Code reasons pro or con as R states them regardless of the answer to A23.

REASONS FOR CONTINUING TO WORK

- 32 11. Achievement, accomplishment, or enjoyment; like working; self-fulfillment
- 18 12. Avoids boredom; "nothing else to do"; "can't just sit around"; "like to be busy"
- 3 13. Work is a habit; "have always worked"; "like the routine"
- 13 14. Social reasons; enjoy co-workers; like to see friends; enjoy contact with people
- 9 15. Mental or physical health; keeps you active or healthy; "would just die if I didn't work"; "keeps your mind off your troubles"
- 25 21. Financial reasons; "need the money"; "can't afford not to work"; "for my own money"
- 3 31. Avoiding home or housework (no mention of childcare)
- 0 33. Getting away from children or children and home
- 4 41. People should work (exc. 42); it's wrong not to work
- 0 42. God expects people to work; "man was meant to work"
- 0 43. Not working leads to crime, drug use; idleness leads to mischief

(continued on next page)

Var # Col #

A24. Why is that? (continued)

2 46. "Want to work" -- NA why

1 47. Other reason prefer working---->

MAKE CARD

REASONS FOR STOPPING WORK

0 51. Don't like or enjoy working; "I hate my job", worse work, housework

10 52. Want to relax, take it easy, enjoy life; general

12 53. Prefer other specific activity; want to travel, take vacation, work on hobbies, etc.; "there are other things in life besides work"

0 54. Social or interpersonal pressures or problems on the job; "personality conflicts"

2 55. Physical and mental health

1 71. Taking care of house

5 73. Staying home with kids, time with family

0 61. Age; "too old to work"; "worked long enough"; "ready to retire"

0 86. Don't want to work -- NFS

2 87. Other reason prefer not working---->

MAKE CARD

98. DK

99. NA

412 00. INAP. (FORM Z INTERVIEW, OR R IS DISABLED; NO SECOND MENTION)

Var # Col #

(FORM 2 WAS ANSWERED)

A33. [RB, p. 3] (DO NOT ASK IF R IS DISABLED IN A7) Some people tell us that they couldn't really be happy unless they were working at some job (IF HOMEMAKER ADD: or keeping house). But others say that they would be a lot happier if they didn't have to work and could take life easy. How do you feel about this? (See Section 1)

336 26-27 A34. Why is that? (*Lenski 5a*)
337 28-29

CODE FIRST TWO MENTIONS IN ORDER OF MENTION

NOTE: Do not be guided by R's answer to A33. Code reasons pro or con as R states them regardless of the answer to A33.

REASONS FOR CONTINUING TO WORK

- 22 11. Achievement, accomplishment, or enjoyment; like working; self-fulfillment
- 22 12. Avoids boredom; "nothing else to do"; "can't just sit around"; "like to be busy"
- 2 13. Work is a habit; "have always worked"; "like the routine"
- 11 14. Social reasons; enjoy co-workers; like to see friends; enjoy contact with people
- 13 15. Mental or physical health; keeps you active or healthy; "would just die if I didn't work"; "keeps your mind off your troubles"
- 21 21. Financial reasons; "need the money"; "can't afford not to work"; "for my own money"
- 4 31. Avoiding home or housework (no mention of childcare)
- 1 33. Getting away from children or children and home
- 2 41. People should work (exc. 42); it's wrong not to work
- 0 42. God expects people to work; "man was meant to work"
- 1 43. Not working leads to crime, drug use; idleness leads to mischief

(continued on next page)

Var # Col #

A34. Why is that? (continued)

46. "Want to work" -- NA why

| 47. Other reason prefer working---->

MAKE CARD

REASONS FOR STOPPING WORK

2 51. Don't like or enjoy working; "I hate my job", worse work, housework

3 52. Want to relax, take it easy, enjoy life; general

5 53. Prefer other specific activity; want to travel, take vacation, work on hobbies, etc.; "there are other things in life besides work"

54. Social or interpersonal pressures or problems on the job; "personality conflicts"

55. Physical and mental health

2 71. Taking care of house

6 73. Staying home with kids, time with family

| 61. Age; "too old to work"; "worked long enough"; "ready to retire"

| 86. Don't want to work -- NFS

2 87. Other reason prefer not working---->

MAKE CARD

98. DK

| 99. NA

43 | 00. INAP. (FORM X INTERVIEW, OR R IS DISABLED; NO SECOND MENTION)

Var # Col #

A49. Changing the subject now, do you think it is a good idea or a bad idea to buy things with a credit card? (See Section 1)

338 30-31 A50. Why do you feel that way? *(new question)*
339 32-33

CODE FIRST TWO MENTIONS IN ORDER OF MENTION

NOTE: Do not be guided by R's answer to A49. Code reasons pro or con as R states them regardless of the answer to A49.

Do not code preliminary qualifications ("if you can handle it, it's OK," etc.).

REASONS CREDIT CARDS ARE A GOOD IDEA

- 7 10. Instant gratification; can enjoy what you're buying before it is paid for; can buy when don't have enough cash
- 25 11. Can buy (large) item now or when needed; can use for emergencies; "only way we can buy;" "it's a necessity"
- 12 12. Ease of payment; can spread payments out; can pay bills once a month; can plan on payments
- 1 13. Good service or repair on purchases
- 3 14. Take advantage of sales or low prices
- 8 15. Low or no interest; can save on interest; no interest if pay off every month; "using someone else's money"
- 1 17. Tax credits on interest; refers to advantage it is or used to be
- 8 21. Establishes credit
- 0 22. Creates personal fiscal responsibility
- 11 26. Safety; less dangerous than carrying cash
- 19 27. Convenience (n.e.c.)
- 0 31. Good for the economy, business

(continued on next page)

Var # Col #

A50. Why do you feel that way? (continued)

- 0 46. Prefer credit card or installment buying -- NFS
- 8 47. Other reason it's good----> MAKE CARD

REASONS CREDIT CARDS ARE A BAD IDEA

- 53 51. Overspending; people buy too much, buy things they can't afford; people abuse credit/installment buying; leads to financial irresponsibility
- 28 52. Debt is wrong; should avoid debt; "don't buy unless you have the cash," "debt is morally wrong," "I don't want to be obligated to anyone," "I don't like big bills" (does not include references to the mere bother of bill-paying)
- 36 55. (High) interest rates or costs; should avoid interest costs; price of goods and services higher when buying on credit; costs more than paying cash
- 1 57. Tax credits on interest no longer available; stress on unavailability as a disadvantage
- 3 71. Bad for the economy, bad for business
- 6 81. Too risky; can lose job, everything
- 4 82. Causes worries or insecurity
- 3 86. Don't like credit card or installment buying -- NFS
- 6 87. Other reason bad----> MAKE CARD
- 0 98. DK
- 1 99. NA
- 3 | 00. INAP. ("DK" to A49; NO SECOND MENTION)

Var # Col #

A51. Do you think it is a good idea or a bad idea to buy things on an installment or monthly payment plan? (See Section 1)

340 34-35 A52. Why do you feel that way? (*Lenski 8a*)
341 36-37

CODE FIRST TWO MENTIONS IN ORDER OF MENTION

NOTE: Do not be guided by R's answer to A51. Code reasons pro or con as R states them regardless of the answer to A51.

Do not code preliminary qualifications ("if you can handle it, it's OK," etc.).

REASONS INSTALLMENT BUYING IS A GOOD IDEA

- 8 10. Instant gratification; can enjoy what you're buying before it is paid for; can buy when don't have enough cash
- 42 11. Can buy (large) item now or when needed; can use for emergencies; "only way we can buy;" "it's a necessity"
- 23 12. Ease of payment; can spread payments out; can pay bills once a month; can plan on payments
- 1 13. Good service or repair on purchases
- 1 14. Take advantage of sales or low prices
- 6 15. Low or no interest; can save on interest; no interest if pay off every month; "using someone else's money"
- 4 17. Tax credits on interest; refers to advantage it is or used to be
- 14 21. Establishes credit
- 5 22. Creates personal fiscal responsibility
- 0 26. Safety; less dangerous than carrying cash
- 7 27. Convenience (n.e.c.)
- 3 31. Good for the economy, business

(continued on next page)

Var # Col #

A52. Why do you feel that way? (continued)

- 1 46. Prefer credit card or installment buying -- NFS
 6 47. Other reason it's good----> MAKE CARD

REASONS INSTALLMENT BUYING IS A BAD IDEA

- 18 51. Overspending; people buy too much, buy things they can't afford; people abuse credit/installment buying; leads to financial irresponsibility
 8 52. Debt is wrong; should avoid debt; "don't buy unless you have the cash," "debt is morally wrong," "I don't want to be obligated to anyone," "I don't like big bills" (does not include references to the mere bother of bill-paying)
 18 55. (High) interest rates or costs; should avoid interest costs; price of goods and services higher when buying on credit; costs more than paying cash
 0 57. Tax credits on interest no longer available; stress on unavailability as a disadvantage
 0 71. Bad for the economy, bad for business
 4 81. Too risky; can lose job, everything
 0 82. Causes worries or insecurity
 5 86. Don't like credit card or installment buying -- NFS
 1 87. Other reason bad----> MAKE CARD

- 98. DK

1 99. NA

378 00. INAP. ("DK" to A51; NO SECOND MENTION)

Var # Col #

SECTION C: RELIGION

NOTE: Religion is coded, first, "subjectively," in the terms that Rs use themselves. This is a 1-digit code. For example, when asked C2, some Rs answer that they are "Baptist" (rather than "Protestant"), and they are coded initially as "Other." In the follow-up question C5/C6, these respondents are asked whether they consider themselves Protestants (Yes/No).

More commonly, religion is coded "objectively" in a 3-digit code governing all religions and denominations. Here a "Baptist" is coded within the Protestant group regardless of R's own subjective definition. This code appears in Appendix A. It is identified in the codebook as the 3-digit code.

342 38 C2. (SUBJECTIVE RELIGIOUS PREFERENCE)
Do you have a religious preference? That is, are you Protestant, Catholic, Jewish, or some other religion? (RECORD R'S EXACT RESPONSE. DO NOT MARK "PROTESTANT" UNLESS CHOSEN BY R.) (*Lenski 34, variation*)

186 1. PROTESTANT
192 2. CATHOLIC
18 3. JEWISH
10 4. OTHER RELIGION OR DENOMINATION (SPECIFY)
475 5. NO PREFERENCE
19.

343 39 C5/C6. (SUBJECTIVE PROTESTANT IDENTIFICATION)
Do you consider this to be a Protestant denomination? (*new question*)

741. YES
535. NO
148. DK
49.
409 0. INAP.

Var # Col #

- (OBJECTIVE CODE OF ALL RELIGIONS AND DENOMINATIONS)
- C3. (IF PROTESTANT) What specific denomination is that?
(*Lenski 34a, variation*)
- 344 40-42 C4. (IF JEWISH) Do you consider yourself Orthodox,
Conservative, Reform, or none of these? (*Lenski 34b*)
-

Code religious preference using 3-digit code for all religions (Appendix A).

- 345 43 C7. (SUBJECTIVE RELIGIOUS PREFERENCE)
INTERVIEWER CHECKPOINT AND REVIEW
-

- 218 1. R IS PROTESTANT
193 2. R IS CATHOLIC
18 3. R IS JEWISH
78 4. R IS OF OTHER FAITH, DOESN'T KNOW, OR DOESN'T CONSIDER
SELF TO BE PROTESTANT
46 5. R HAS NO PREFERENCE
19.

INTERVIEWER: USE THIS INFORMATION TO MARK THE CORRECT BOX
IN THE CHECKPOINT ON PAGE 47

- 346 44 C8. Have you always (been a SPECIFIC DENOMINATION/had no
preference)? (*Lenski 34c, variation*)
-

- 422 1. YES
132 5. NO

- 347 45-47 C9. What was your religious preference previously? (*Lenski
34d*)
-

Use 3-digit code for all religions (Appendix A).

000. INAP. (R ANSWERED "YES" TO C8)

Var # Col #

348 48-49 C10. What were your reasons for changing? (*Lenski 34e*)
 349 50-51

CODE FIRST TWO MENTIONS IN ORDER OF MENTION

Note that both positive and negative arguments can be used.

00s **BELIEFS AND POLICIES**

- 4 01. Change in beliefs about religious doctrines or philosophical orientation (of R or church) or in personal commitment to faith or doubts. Include references to reading, studying, learning or thinking about beliefs.
 "I learned that there were many religions of value, not just one true church." "I just couldn't accept the idea of miracles and the supernatural anymore." "I kept looking for more meaning in my faith."
02. Evil in the world
 "With all the suffering and murder in the world, it's hard to think that God's got much to do with it." "With so many temptations, faith is more important than ever."
03. Conversion experience
 "I took Jesus as my savior." "I was saved." "I had fallen away from the Lord and needed salvation." "I converted to Judaism."
- 1 05. Change in beliefs about social prohibitions or social policies of the church
 "It made it hard on the young people - so strict about dating." "The Pope is against the test-tube babies; I'm for 'em." "Their policy on divorce got too free & easy for me."
- 4 07. Satisfaction or dissatisfaction with clergy, church organization, or church as an institution (not codable elsewhere)
 "Our new minister has really made our church come to life."
 "All the church ever talks about is money money money."
 "Complete disenchantment with organized religion." Emphasis is on religious practices of people (cf. 50).
- 5 08. Psychological/emotional benefits to R
 "You feel better when you know you are leading a good life."
 "It's the right thing to do." "I don't get much out of church anymore." "I feel more need/I no longer feel the need to go." "I don't think you have to go to church to believe in God."

(continued on next page)

Var # Col #

C10. What were your reasons for changing? (continued)

10s LIFE EXPERIENCES AND LIFE CYCLE

10. Aging (exc. 18), growing old, facing prospect of own death
12. Maturity, natural process of growth or development, without reference to old age or death: "As you get older, you begin to realize what religion is all about."
13. Place in the community, getting established (not just maturity)
14. Personal tragedy
"The death of my son made me need my religion more."
15. Other negative experiences (less serious than 14)
"We had hard times - bad things were happening."
16. Other positive experiences
"I got back to work, got my life together."
18. Health, disability or recovery of R (cf. 30)
"I'm too old to get to church nowadays."

20s INFLUENCE OF FAMILY OR OTHER PERSONAL INFLUENCES

- 8 21. Marriage or spouse only (without any reference to other family or children)
"Just getting married made me want to join his church."
- 4 23. Family or children (cf. 30):
"Being a good example for the children." "Now that my mother's gone, there's no one to push me anymore."
- 1 25. Other personal influences (e.g. teachers, friends) except ministers

30s OTHER CONFLICTING COMMITMENTS/TIME PRESSURES (OF R OR R'S FAMILY)

30. Family responsibilities (cf. 23): "I didn't have anyone to leave the kids with." Include ill health of family members.
35. Work responsibilities: "I had to work on Sundays."
37. Time, other responsibilities, general: "I was so busy with other things."

(continued on next page)

Var # Col #

C10. What were your reasons for changing? (continued)

2 40. **PHYSICAL FACTORS/LOCATION/CONVENIENCE**

"My neighbor used to drive me but she moved away." "There's no Episcopal church in this part of the county."

50s **SOCIAL VALUES AND EXPERIENCES**| 50. Involvement with people in the church

"I didn't like the people in that church -- really unfriendly." "I'd like to join but I don't know anyone there." "The Quakers believe more in the value of community than my old church did." Emphasis is on social values and interpersonal contact (cf. 70).

○ 55. Involvement in church activities

"I joined the Knights of Columbus."

○ 60. **LACK OF MATERIAL RESOURCES**

"I can never afford to put anything in the collection plate so I just don't go."

70s **INTEREST NOT OTHERWISE EXPLAINED ABOVE**○ 70. Increases in interest NFS

"I just get more interested in religion all the time."

○ 75. Declines in interest NFS

"I've just been a backslider - neglected church" "I just drifted away - got out of the habit." "I like to sleep in on Sundays."

○ 97. Other ---->

MAKE CARD

○ 98. DK

○ 99. NA

524 00. INAP. (R HAS NEVER CHANGED RELIGIOUS PREFERENCE; NO SECOND MENTION)

Var # Col #

350 52-53 C11. At what age did you make this change? (*Lenski 34f, variation*)

Code number of years (two digits).

00. INAP. (R ANSWERED "YES" TO C8)

351 52 C11. DECADE: At what age did you make this change?

00. INAP. (R ANSWERED "YES" TO C8)

0	1	2	3	4	5	6	9
426	39	48	28	4	5	2	2

C14. Did you always live with both your mother and father until you were about 16 years old? (DON'T COUNT INTERRUPTIONS OF LESS THAN A YEAR.) (See Section 1)

352 54 C15. What happened? (*new question*)

SUMMARY CODE FOR C14-C15:

48 1. Death

72 2. Divorce, separation, or desertion

19 7. Other (include R ran away, lived in an institution, went to work at an early age, etc.) -- DO NOT MAKE CARD

410 0. INAP. (R LIVED WITH BOTH PARENTS)

2 8.

3 9.

Var # Col #

C16. Did someone else raise you in place of (THE ABSENT PARENT/S)? *(new question)*
 C17. Who was that? (SPECIFY RELATIONSHIP) *(new question)*
 C17a. FATHER REPLACEMENT:
 C17b. MOTHER REPLACEMENT:
 353 55 C17c. IF NECESSARY: Who do you consider your main parent(s)?
 INDICATE THOSE PERSONS IN C17a AND C17b AND USE THEM IN
 ASKING C18-C31. *(new question)*

SUMMARY CODE FOR C16-C17c: R lived with...

- 415 1. Both mother and father until about age 16
- 42 2. Mother (or mother replacement) only
- 36 3. Mother, and father replacement
- 7 4. Father (or father replacement) only
- 8 5. Father, and mother replacement
- 15 6. Mother replacement and father replacement
- 4 7. R alternated living with the two parents (mother during year, father in summer, e.g.)
- 10 8. Other -- DO NOT MAKE CARD
- 16 9. Living arrangements not clear
- 1 0.

354 56 C19. (ASK EVERYONE) What (is/was) the religious preference of your father (REPLACEMENT)? *(Lenski 35, variation)*

-
- 2001. PROTESTANT
 - 1832. CATHOLIC
 - 163. JEWISH
 - 884. OTHER (SPECIFY)
 - 495. NO PREFERENCE
 - 5 0. INAP. (R HAD NO FATHER (REPLACEMENT))
 - 1 7.
 - 10 8.
 - 2 9.

C20. (IF PROTESTANT) What specific denomination is that, if any? *(Lenski 35, variation)*
 355 57-59 C21. (IF JEWISH) Is that Orthodox, Conservative, Reform, or none of these? *(Lenski 35, variation)*

Use 3-digit code for all religions (Appendix A).

000. INAP. (R HAD NO FATHER (REPLACEMENT))

Var # Col #

356 60 C22. Was he raised (in this religion/with no preference)?
 (Lenski 35a, variation)

- 427 1. YES
 0 3. (VOL.) PART OF HIS LIFE; PARTLY THIS RELIGION, PARTLY
 ANOTHER
 72 5. NO
 39 8.
 16 0. INAP. (R HAD NO FATHER (REPLACEMENT))

357 61-63 C23. What religion was he raised in? (Lenski 35b, variation)

Use 3-digit code for all religions (Appendix A).

000. INAP. (R ANSWERED "YES" TO C22, OR R HAD NO FATHER
 (REPLACEMENT))

358 64 C26. (ASK EVERYONE) What (is/was) the religious preference of
 your mother (REPLACEMENT)? (Lenski 37, variation)

- 218 1. PROTESTANT
 200 2. CATHOLIC
 18 3. JEWISH
 90 4. OTHER (SPECIFY)
 16 5. NO PREFERENCE
 3 0. INAP. (R HAD NO MOTHER (REPLACEMENT))
 3 7.
 2 8.
 4 9.

C27. What specific denomination is that, if any? (Lenski 37,
 variation)

359 65-67 C28. Is that Orthodox, Conservative, Reform, or none of these?
 (Lenski 37, variation)

Use 3-digit code for all religions (Appendix A).

000. INAP. (R HAD NO MOTHER (REPLACEMENT))

Var # Col #

360 68 C29. Was she raised (in this religion/with no preference)?
(Lenski 37a, variation)

- 452 1. YES
 1 3. (VOL.) PART OF HER LIFE; PARTLY THIS RELIGION, PARTLY ANOTHER
 86 5. NO
 14 8.
 1 0. INAP. (R HAD NO MOTHER (REPLACEMENT))

361 69-71 C30. What religion was she raised in? (Lenski 37b, variation)

Use 3-digit code for all religions (Appendix A).

000. INAP. (R ANSWERED "YES" TO C29, OR R HAD NO MOTHER (REPLACEMENT))

C34. Would you say you now attend religious services more often, about the same, or less often than you did 10 or 15 years ago? (See Section 1)

C36. (IF ANSWERED "NEVER" IN C32) Would you say you now attend religious services about the same or less often than you did 10 or 15 years ago? (See Section 1)

(continued on next page)

Var # Col #

362 72-73 C35/C37. What has been the reason for the change? (Lenski 40a)
 363 74-75

CODE FIRST TWO MENTIONS IN ORDER OF MENTION

00s BELIEFS AND POLICIES

- 9 01. Change in beliefs about religious doctrines or philosophical orientation (of R or church) or in personal commitment to faith or doubts. Include references to reading, studying, learning or thinking about beliefs.
 "I learned that there were many religions of value, not just one true church." "I just couldn't accept the idea of miracles and the supernatural anymore." "I kept looking for more meaning in my faith."
- 0 02. Evil in the world
 "With all the suffering and murder in the world, it's hard to think that God's got much to do with it." "With so many temptations, faith is more important than ever."
- 1 03. Conversion experience
 "I took Jesus as my savior." "I was saved." "I had fallen away from the Lord and needed salvation." "I converted to Judaism."
- 4 05. Change in beliefs about social prohibitions or social policies of the church
 "It made it hard on the young people - so strict about dating." "The Pope is against the test-tube babies; I'm for 'em." "Their policy on divorce got too free & easy for me."
- 17 07. Satisfaction or dissatisfaction with clergy, church organization, or church as an institution (not codable elsewhere)
 "Our new minister has really made our church come to life."
 "All the church ever talks about is money money money."
 "Complete disenchantment with organized religion." Emphasis is on religious practices of people (cf. 50).
- 17 08. Psychological/emotional benefits to R
 "You feel better when you know you are leading a good life."
 "It's the right thing to do." "I don't get much out of church anymore." "I feel more need/I no longer feel the need to go." "I don't think you have to go to church to believe in God."

(continued on next page)

Var # Col #

C35/C37. What has been the reason for the change? (continued)

10s **LIFE EXPERIENCES AND LIFE CYCLE**

- 1 10. Aging (exc. 18), growing old, facing prospect of own death
- 3 12. Maturity, natural process of growth or development, without reference to old age or death: "As you get older, you begin to realize what religion is all about."
- 3 13. Place in the community, getting established (not just maturity)
- 2 14. Personal tragedy
"The death of my son made me need my religion more."
- 2 15. Other negative experiences (less serious than 14)
"We had hard times - bad things were happening."
- 1 16. Other positive experiences
"I got back to work, got my life together."
- 3 18. Health, disability or recovery of R (cf. 30)
"I'm too old to get to church nowadays."

20s **INFLUENCE OF FAMILY OR OTHER PERSONAL INFLUENCES**

- 3 21. Marriage or spouse only (without any reference to other family or children)
"Just getting married made me want to join his church."
- 8 23. Family or children (cf. 30):
"Being a good example for the children." "Now that my mother's gone, there's no one to push me anymore."
- 1 25. Other personal influences (e.g. teachers, friends) except ministers

30s **OTHER CONFLICTING COMMITMENTS/TIME PRESSURES (OF R OR R'S FAMILY)**

- 6 30. Family responsibilities (cf. 23): "I didn't have anyone to leave the kids with." Include ill health of family members.
- 3 35. Work responsibilities: "I had to work on Sundays."
- 9 37. Time, other responsibilities, general: "I was so busy with other things."

(continued on next page)

Var # Col #

C35/C37. What has been the reason for the change? (continued)

- 3 40. **PHYSICAL FACTORS/LOCATION/CONVENIENCE**
- "My neighbor used to drive me but she moved away." "There's no Episcopal church in this part of the county."
- 50s **SOCIAL VALUES AND EXPERIENCES**
- 4 50. Involvement with people in the church
 "I didn't like the people in that church -- really unfriendly." "I'd like to join but I don't know anyone there." "The Quakers believe more in the value of community than my old church did." Emphasis is on social values and interpersonal contact (cf. 07).
- 1 55. Involvement in church activities
 "I joined the Knights of Columbus."
060. **LACK OF MATERIAL RESOURCES**
- "I can never afford to put anything in the collection plate so I just don't go."
- 70s **INTEREST NOT OTHERWISE EXPLAINED ABOVE**
- 0 70. Increases in interest NFS
 "I just get more interested in religion all the time."
- 7 75. Declines in interest NFS
 "I've just been a backslider - neglected church" "I just drifted away - got out of the habit." "I like to sleep in on Sundays."
- 2 97. Other ----> MAKE CARD
- 0 98. DK
- 2 99. NA
- 442 00. **INAP. (R ATTENDS SAME AMOUNT IN C34 OR C36; NO SECOND MENTION)**

Var # Col #

364 76 C44. Do you take part in any of the activities or organizations of your (church/synagogue/temple) other than attending services? (*Lenski 39g*)

132 1. YES
250 5. NO

172 0. INAP. (R HAS NO USUAL CHURCH IN C38)

C45. What sort of activities or organizations are these?
 (*Lenski 39h*)

SUMMARY CODE: Count number of mentions of activities in each of the two categories detailed below.

Religious activities should be fairly clear; ambiguous cases are to be considered non-religious.

365 77 Number of religious/church service/charitable activities:

Bible study, Sunday School class or teaching, missionary group, women's circle, Ladies' Aid, Ambassadors for Christ, Christian World Service representative; choir, organist, youth leader, Church Board member; lay reader, deacon, Ushers' Club, Altar Guild, Knights of Columbus; fundraising drives; church committees NFS

NOTE: "Church committees" NFS is coded as one mention

0	1	2	3	4	5	6
440	64	28	16	3	2	1

366 78 Number of non-religious or NA whether religious/church service/charitable activities:

Senior Citizens' group, age-related groups, Mother-Daughter banquet, sports teams, attending church suppers, bingo, therapy group, crafts, class in self-defense

37 1. One mention, etc.
0 7. Seven or more mentions
1 9. NA; DK

494 0. INAP. (R PARTICIPATES IN NO ACTIVITIES, OR HAS NO USUAL CHURCH IN C38)

14 2.
6 3.
2 4.

Var # Col #

367 79 C46. [RB, p. 11] How often have you done these things, all told, during the last year: would you say more than once a week, once a week, two or three times a month, once a month, a few times a year or less, or never? (*Lenski 39i, variation*)

- 40 1. MORE THAN ONCE A WEEK
 18 2. ONCE A WEEK
 22 3. TWO OR THREE TIMES A MONTH
 19 4. ONCE A MONTH
 29 5. A FEW TIMES A YEAR OR LESS
 1 6. NEVER

7. OTHER OR COMBINATION ----->

MAKE CARD

19.
 424 0. INAP. (R PARTICIPATES IN NO ACTIVITIES, OR HAS NO USUAL CHURCH IN C38)

80

(leave blank)

Var # Col #
Screen 3
Line 2

C47. All things considered, do you think you are more interested, about as interested, or less interested in religion than you were 10 or 15 years ago? (See Section 1)

368 1-2 C48. What has been the reason for the change? *Lenski 41a)*
369 3-4

CODE FIRST TWO MENTIONS IN ORDER OF MENTION

00s BELIEFS AND POLICIES

- 15 01. Change in beliefs about religious doctrines or philosophical orientation (of R or church) or in personal commitment to faith or doubts. Include references to reading, studying, learning or thinking about beliefs.
"I learned that there were many religions of value, not just one true church." "I just couldn't accept the idea of miracles and the supernatural anymore." "I kept looking for more meaning in my faith."
- 1 02. Evil in the world
"With all the suffering and murder in the world, it's hard to think that God's got much to do with it." "With so many temptations, faith is more important than ever."
- 0 03. Conversion experience
"I took Jesus as my savior." "I was saved." "I had fallen away from the Lord and needed salvation." "I converted to Judaism."
- 0 05. Change in beliefs about social prohibitions or social policies of the church
"It made it hard on the young people - so strict about dating." "The Pope is against the test-tube babies; I'm for 'em." "Their policy on divorce got too free & easy for me."
- 6 07. Satisfaction or dissatisfaction with clergy, church organization, or church as an institution (not codable elsewhere)
"Our new minister has really made our church come to life."
"All the church ever talks about is money money money."
"Complete disenchantment with organized religion." Emphasis is on religious practices of people (cf. 50).
- 17 08. Psychological/emotional benefits to R
"You feel better when you know you are leading a good life."
"It's the right thing to do." "I don't get much out of church anymore." "I feel more need/I no longer feel the need to go." "I don't think you have to go to church to believe in God."

(continued on next page)

Var # Col #

C48. What has been the reason for the change? (continued)

10s **LIFE EXPERIENCES AND LIFE CYCLE**

- 4 10. Aging (exc. 18), growing old, facing prospect of own death
- 7 12. Maturity, natural process of growth or development, without reference to old age or death: "As you get older, you begin to realize what religion is all about."
- 1 13. Place in the community, getting established (not just maturity)
- 2 14. Personal tragedy
"The death of my son made me need my religion more."
- 1 15. Other negative experiences (less serious than 14)
"We had hard times - bad things were happening."
- 1 16. Other positive experiences
"I got back to work, got my life together."
- 1 18. Health, disability or recovery of R (cf. 30)
"I'm too old to get to church nowadays."

20s **INFLUENCE OF FAMILY OR OTHER PERSONAL INFLUENCES**

- 1 21. Marriage or spouse only (without any reference to other family or children)
"Just getting married made me want to join his church."
- 11 23. Family or children (cf. 30):
"Being a good example for the children." "Now that my mother's gone, there's no one to push me anymore."
- 1 25. Other personal influences (e.g. teachers, friends) except ministers

30s **OTHER CONFLICTING COMMITMENTS/TIME PRESSURES (OF R OR R'S FAMILY)**

- 0 30. Family responsibilities (cf. 23): "I didn't have anyone to leave the kids with." Include ill health of family members.
- 3 35. Work responsibilities: "I had to work on Sundays."
- 3 37. Time, other responsibilities, general: "I was so busy with other things."

(continued on next page)

Var # Col #

C48. What has been the reason for the change? (continued)

○ 40. **PHYSICAL FACTORS/LOCATION/CONVENIENCE**

"My neighbor used to drive me but she moved away." "There's no Episcopal church in this part of the county."

50s **SOCIAL VALUES AND EXPERIENCES**

4 50. Involvement with people in the church

"I didn't like the people in that church -- really unfriendly." "I'd like to join but I don't know anyone there." "The Quakers believe more in the value of community than my old church did." Emphasis is on social values and interpersonal contact (cf. 07).

| 55. Involvement in church activities

"I joined the Knights of Columbus."

○ 60. **LACK OF MATERIAL RESOURCES**

"I can never afford to put anything in the collection plate so I just don't go."

70s **INTEREST NOT OTHERWISE EXPLAINED ABOVE**

2 70. Increases in interest NFS

"I just get more interested in religion all the time."

9 75. Declines in interest NFS

"I've just been a backslider - neglected church" "I just drifted away - got out of the habit." "I like to sleep in on Sundays."

2 97. Other ---->

MAKE CARD

98. DK

3 99. NA

458 00. INAP. (R ANSWERED "SAME" TO C47; NO SECOND MENTION)

Var # Col #

SECTION D: RELIGIOUS BELIEFS

- D12. Do you think God is a Heavenly Father who watches over you and helps you, or do you have some other belief? (*Lenski 43*)
- 370 5-6 D13. What is that other belief? (*Lenski 43, variation*)
-

CODE FIRST MENTION ONLY

- 441 01. Heavenly Father: without any qualifications that change the several basic ideas contained in the wording of the question, e.g., include "God also watches over and cares for other people," but exclude "God is like a Heavenly Father who watches over people, but He doesn't help people in any way"
- 23 02. Heavenly Father, but with some serious reservation as to whether God either watches over or helps people
- 6 03. R rejects term "Heavenly Father" as too anthropomorphic, but utilizes concepts of action in describing God, i.e., "creator," "judge," "ruler," etc.
- 18 04. R rejects both personal and action attributes but utilizes ambiguous terminology, e.g., R says only that "God is a Spirit," or "God is the Supreme Being"
- 2 05. R rejects both personal and action attributes and specifically indicates that concept God is a residual category of thought (or perhaps a vestigial category of thought) almost totally devoid of content; "God doesn't exist"
- 0 07. God is a man
- 4 90. R rejects "Heavenly Father," but can't verbalize own beliefs -- "I don't know," etc.
- 10 97. Other reasons----> MAKE CARD
- 3 98. DK
- 6 99. NA
- 41 00. INAP. (R ANSWERED "NO" TO D1)

Var # Col #

D26. What do you believe about Jesus? Do you believe that Jesus was God's only Son sent into the world by God to save sinful people, or do you believe that he was simply a very good man and teacher, or do you have some other belief? (See Section 1)

371 7-8 D27. What is that belief? (*Lenski 52, variation*)

CODE FIRST MENTION ONLY

- 397 01. God's Son, no qualifications
- 88 02. Simply a good man and teacher; Jewish prophet
- 5 03. Jesus was both human and divine (R answers 01 and 02)
- 1 04. Jesus was simply a Jewish leader
- 1 05. Jesus was a misguided religious zealot or other unfavorable image
- 0 06. Jesus never lived
- 1 07. God is Jesus
- 5 97. Other beliefs----> MAKE CARD
- 12 98. DK
- 6 99. NA
- 38 00. INAP. (R ANSWERED "NO" TO D1)

<u>Var #</u>	<u>Col #</u>
372	9-10
373	11-12

D28. Have you ever doubted that there is a God? (See Section 1)

D29. What caused you to doubt? (*Lenski 53a*)

CODE FIRST TWO MENTIONS IN ORDER OF MENTION

00s BELIEFS AND POLICIES

- 5 01. Change in beliefs about religious doctrines or philosophical orientation (of R or church) or in personal commitment to faith or doubts. Include references to reading, studying, learning or thinking about beliefs.
 "I learned that there were many religions of value, not just one true church." "I just couldn't accept the idea of miracles and the supernatural anymore." "I kept looking for more meaning in my faith."
- 6 02. Evil in the world
 "With all the suffering and murder in the world, it's hard to think that God's got much to do with it." "With so many temptations, faith is more important than ever."
03. Conversion experience
 "I took Jesus as my savior." "I was saved." "I had fallen away from the Lord and needed salvation." "I converted to Judaism."
05. Change in beliefs about social prohibitions or social policies of the church
 "It made it hard on the young people - so strict about dating." "The Pope is against the test-tube babies; I'm for 'em." "Their policy on divorce got too free & easy for me."
- \ 07. Satisfaction or dissatisfaction with clergy, church organization, or church as an institution (not codable elsewhere)
 "Our new minister has really made our church come to life."
 "All the church ever talks about is money money money."
 "Complete disenchantment with organized religion." Emphasis is on religious practices of people (cf. 50).
08. Psychological/emotional benefits to R
 "You feel better when you know you are leading a good life."
 "It's the right thing to do." "I don't get much out of church anymore." "I feel more need/I no longer feel the need to go." "I don't think you have to go to church to believe in God."

(continued on next page)

Var # Col #

D29. What caused you to doubt? (continued)

10s **LIFE EXPERIENCES AND LIFE CYCLE**

- 10. Aging (exc. 18), growing old, facing prospect of own death
- | 12. Maturity, natural process of growth or development, without reference to old age or death: "As you get older, you begin to realize what religion is all about."
- 13. Place in the community, getting established (not just maturity)
- | 14. Personal tragedy
"The death of my son made me need my religion more."
- 15. Other negative experiences (less serious than 14)
"We had hard times - bad things were happening."
- 16. Other positive experiences
"I got back to work, got my life together."
- 18. Health, disability or recovery of R (cf. 30).
"I'm too old to get to church nowadays."

20s **INFLUENCE OF FAMILY OR OTHER PERSONAL INFLUENCES**

- 21. Marriage or spouse only (without any reference to other family or children)
"Just getting married made me want to join his church."
- 23. Family or children (cf. 30):
"Being a good example for the children." "Now that my mother's gone, there's no one to push me anymore."
- 25. Other personal influences (e.g. teachers, friends) except ministers

30s **OTHER CONFLICTING COMMITMENTS/TIME PRESSURES (OF R OR R'S FAMILY)**

- 30. Family responsibilities (cf. 23): "I didn't have anyone to leave the kids with." Include ill health of family members.
- 35. Work responsibilities: "I had to work on Sundays."
- 37. Time, other responsibilities, general: "I was so busy with other things."

(continued on next page)

Var # Col #

D29. What caused you to doubt? (continued)

40. **PHYSICAL FACTORS/LOCATION/CONVENIENCE**

"My neighbor used to drive me but she moved away." "There's no Episcopal church in this part of the county."

50s **SOCIAL VALUES AND EXPERIENCES**

50. Involvement with people in the church

"I didn't like the people in that church -- really unfriendly." "I'd like to join but I don't know anyone there." "The Quakers believe more in the value of community than my old church did." Emphasis is on social values and interpersonal contact (cf. 07).

55. Involvement in church activities

"I joined the Knights of Columbus."

60. **LACK OF MATERIAL RESOURCES**

"I can never afford to put anything in the collection plate so I just don't go."

70s **INTEREST NOT OTHERWISE EXPLAINED ABOVE**

70. Increases in interest NFS

"I just get more interested in religion all the time."

75. Declines in interest NFS

"I've just been a backslider - neglected church" "I just drifted away - got out of the habit." "I like to sleep in on Sunday."

97. Other ----> MAKE CARD

98. DK

4 99. NA

536 00. INAP. (R ANSWERED "NO" TO D28 OR D1; NO SECOND MENTION)

Var # Col #

374 13-14 D30. What caused you to give up your doubts? (*Lenski 53b*)
 375 15-16

CODE FIRST TWO MENTIONS IN ORDER OF MENTION

- 3 01. R's own efforts to overcome doubts
 "Prayer -- I prayed a lot that I would understand things better." "I studied more about my faith." "I tried to understand the Bible better." "I took a course in religion." "I started going to church more often."
- 2 02. Conversion experience (divine intervention is expressed or implied)
 "It just lifted for me after Jesus came to me in that dream." "The Lord helped me -- helped me see how foolish I was being."
- 0 03. Maturity, growth
 "When you're young, you fly off the handle and lose your way."
- 2 05. Influence of others (family, friends) except clergy
 "Having children - I saw the purpose in things again." "It helped me to talk to other people about it."
- 3 06. Influence of clergy or changes in church organization or policy
 "Father O'Michael got me straightened out." "The church has come into the modern world now."
- 4 08. Doubt is/was superficial or temporary; crisis passed or events improved R's situation
 "Deep down I always knew there was a God." "How could there be a world, a universe without a God?". "My faith stands by me - doubts come and go." "Things got better for me - time usually heals."
- 3 10. Doubts persist
 "I'm still not very certain about things." "I haven't been much of a churchgoer since."

- 97. Other ---->

MAKE CARD

- 98. DK

3 99. NA

534 00. INAP. (R ANSWERED "NO" TO D28 OR D1; NO SECOND MENTION)

Var # Col #

D36. Have you ever had a spiritual or religious experience; that is, a particularly powerful insight or awakening that was important in your life? (See Section 1)

376 17-18 D37. Could you tell me a little about it? *(new question)*
377 19-20

CODE FIRST TWO MENTIONS IN ORDER OF MENTION
(A mention governs a whole incident.)

RELIGION-ORIENTED EXPERIENCES

- 11. R was born again or saved; "gave my life to Him" (NOTE: include here physical or emotional manifestations of being saved, e.g., trembling, speaking in tongues, warm feelings, etc.)
- 12. Dreams, premonitions, visions with religious content; "I had a dream I was resurrected; that I walked on water; that we were going to get a new minister," etc.
- 13. Prayers or dependence on God leading to resolution of problems; "we prayed and my husband recovered;" "I relied on God and he pulled me through"
- 15. Experiences with clergy or religious group leaders
- 47. Other religious experiences----> MAKE CARD

OTHER EXPERIENCES -- NOT RELIGIOUS OR NOT CLEAR WHETHER RELIGIOUS

- 51. Personal revelations or feelings of comfort, warmth, safety; "just got a feeling of forgiveness;" "got a feeling I would be all right;" include feelings of awe and wonder
- 52. Dreams or premonitions with no religious content; dreams of speaking with the deceased; mentions of seeing into the future; hearing voices
- 53. Crisis averted or emergency solved -- not clear whether divine intervention sought or granted; "it was a miracle that I wasn't killed in that accident;" "my little boy was found and I thanked God."
- 87. Other spiritual experiences----> MAKE CARD
- 98. DK
- 99. NA

1537 00. INAP. (R ANSWERED "NO" TO D36; NO SECOND MENTION)

Var # Col #

D42. Has religion ever had any effect on your political beliefs?
(See Section 1)

378 21-22 D43. In what ways? (GET MAXIMUM DETAIL) *(Lenski 58a)*
379 23-24

CODE FIRST TWO MENTIONS IN ORDER OF MENTION

- 1 01. Candidates' general religious belief or faith in God influenced R's beliefs or voting, at least on some occasions
- 0 02. Candidates' specific denomination influenced R's voting, either for or against, at least on some occasions
- 0 03. Basic political philosophy of R shaped by, or derived from, his religious beliefs
- 2 04. R's religious beliefs influence his stand on various issues which arise, either domestic or foreign policy issues
- 4 05. Votes on basis of candidates' morals or ethics
- 0 07. Rejects politics as a whole because of religious beliefs
- 0 97. Other ways----> MAKE CARD
- 0 98. DK
- 1 99. NA
- 546 00. INAP. (R ANSWERED "NO" TO D42; NO SECOND MENTION)

Var # Col #

		D46.	I have here the names of several people mentioned in the Bible whom we've found are not too well known. Would you tell me if you recognize any of these names, and if so, tell me briefly anything you know about them. (Lenski 63)					
380	25	D46.	Moses (Lenski 63a)	<u>1</u>	<u>2</u>	<u>3</u>	<u>9</u>	
				130	52	364	8	
381	26	D47.	Mary Magdalene (new question)	<u>1</u>	<u>2</u>	<u>3</u>	<u>9</u>	
				333	80	132	9	
382	27	D48.	Peter (Lenski 63c)	<u>1</u>	<u>2</u>	<u>3</u>	<u>9</u>	
				183	34	327	10	
383	28	D49.	Noah (Lenski 63e)	<u>1</u>	<u>2</u>	<u>3</u>	<u>9</u>	
				64	5	477	8	

GENERAL CATEGORIES (see also specific examples under each Biblical character, next page):

- 64 1. No recognition answer -- answers which include the following:
- R answers "don't know" or "no, nothing"
 - Completely wrong information or misclassification not covered in code 2 below
 - Recognition in the form of a cliche which does not disclose knowledge of the order demanded in codes 2 and 3 below
- 5 2. Partial recognition answer -- some evidence of recognition of the character, but vague; or reasonable misidentification, although evidencing Biblical knowledge:
- Identifying the character in general terms which could fit some other Biblical characters
 - Misidentifying the Biblical character in the question, but correctly identifying in some detail another Biblical character which could easily be confused with the character in the question
- 477 3. Full recognition answer -- Clear and unambiguous recognition of the Biblical character
- 8 9. NA

(continued on next page)

SPECIFIC EXAMPLES:

1. No Recognition2. Partial Recognition3. Full Recognition**D46. Moses**

a great man of God;
was the father of Jesus

Old Testament prophet;
Jewish leader;
founder of Jewish
religion

Ten commandments;
led or freed people from
bondage or Egypt, or
through wilderness;
parted Red Sea;
struck stone for water;
baby hid in basket or
bullrushes;
burning bush

D47. Mary Magdalene

a woman in the bible;
any relative of Jesus;
had a great influence
on Jesus when he was
growing up

washed Jesus' feet, face;
woman who was stoned;
friend of Jesus;
bad lady

at Jesus' death, tomb
or resurrection;
prostitute; repented and
followed Jesus;
Jesus cast 7 demons
out of her;
first to see Jesus after
resurrection

D48. Peter

showed people how to pray;
said God was everywhere

Saint Peter and the
Pearly Gates;
preached to the Gentiles;
Simon Peter;
the fisherman

"the rock;" rock or
foundation of the church;
first Pope;
denied Jesus three times;
walked on water;
found money in fish's
mouth;
disciple, apostle, head
disciple, head apostle

D49. Noah

was swallowed by the
whale;
talked with God

ark; flood;
chosen to start the
world over

Var # Col #

384 29 D56. Have you read any religious books, magazines, or newspapers
in the past month? (*new question*)

184 1. YES
331 5. NO

31 0. INAP. (R HAS NO INTEREST IN RELIGION IN D50)

385 30-31 D57. What were they? (*new question*)

Code total number of books, magazines, or newspapers
mentioned.

99 01. One source mentioned, etc.

2 97. Other: any report of apparently non-religious
sources (e.g., Time Magazine) (MAKE CARD)

1 98. DK

4 99. NA

364 00. INAP. (R HAS NOT READ ANY BOOKS, OR HAS NO INTEREST IN
RELIGION IN D50)

NOTE: Vague references to "others" shall be counted as a
single mention.

57 2.

17 3.

6 4.

3 5.

1 6.

386 32 D58. Do you ever watch TV programs or listen to radio programs
that are about religion or are sponsored by religious
groups? (*Lenski 65*)

2621. YES

2545. NO

79.

31 0. INAP. (R HAS NO INTEREST IN RELIGION IN D50)

Var # Col #

D59. Which programs have you watched or listened to recently?
(*Lenski 65a, variation*)

387 33-34 D59. **SUMMARY CODE: CODE TOTAL NUMBER OF PROGRAMS MENTIONED**

Code as a single mention: (a) one specific program mentioned by name; or (b) one class of program (without specific name; or (c) or one channel, network, or station mentioned (without specific programs)

Each of the following, e.g., is coded as a single mention: "PTL Club," "Station WEME," "the religious programs on Channel 11," "the church service on Sundays mornings," "that show with the minister -- I forget his name." Also include as a single mention "I listen to the Christ-at-home programs all day long, a lot of different preachers."

Include in the count all programs, stations, or channels without regard to their accuracy as religiously-oriented programs. (Errors are coded separately in Content code.)

01. One mention, etc.

99. NA; DK

0	1	2	3	4	5	7	99
286	118	77	34	12	8	1	18

CONTENT CODE: CODE EACH PROGRAM ONLY ONCE, IN ORDER OF MENTION. OBSERVE A PRIORITY OF (1) SPECIFIC NAMES, (2) CONTENT, AND (3) CHANNEL, NETWORK, OR STATION.

CODE UP TO FIVE MENTIONS

- 388 35-37 D59a. CONTENT: First mention
- 389 38-40 D59b. CONTENT: Second mention
- 390 41-43 D59c. CONTENT: Third mention
- 391 44-46 D59d. CONTENT: Fourth mention
- 392 47-49 D59e. CONTENT: Fifth mention

CAUTION: CODE UNDER CONSTRUCTION. SPECIFIC PROGRAMS WILL DOUBTLESS BE CLASSIFIED BY TYPE OF CONTENT AFTER THE FULL RANGE OF PROGRAMS HAS BEEN ASCERTAINED IN THE FALL SUPPLEMENTARY SAMPLE.

(continued on next page)

Var # Col #

D59. Which programs have you watched or listened to recently?
(continued)

001-300. **SPECIFIC NAMES OF PROGRAMS, TITLES, OR PERSONS IN
ALPHABETICAL ORDER:**

- 001. "Amazing Grace"
- 002. Jim and Tammy Bakker
- 003. "The Baptist Hour"
- 004. Father Bartlucci
- 005. Rev. Boble (Bogle?)
- 006. Jack Boland
- 007. Pastor Boner
- 008. Rev. Brooks
- 009. Rev. Butler
- 010. "The Catholic Hour"
- 011. "The Christophers"
- 012. "Church of Today"
- 013. Kenneth Copeland
- 014. "Dawn of a New Day" - Rev. Grant
- 015. "Day of Discovery"
- 021. James Dobson - "Focus on the Family"
- 016. David Epley
- 017. David Epps (same?)
- 018. "Faith for Miracles"
- 019. "Faith for the '80s"
- 020. Jerry Falwell
- 021. "Focus on the Family" - James Dobson
- 022. "The Fourth Wise Man"
- 023. Billy Graham
- 014. Rev. Grant - "Dawn of a New Day"
- 024. "Gospel Time"
- 025. "Greater Faith Cathedral"
- 026. "Greater Grace Temple"
- 027. Oliver B. Green
- 028. Kenneth Haggan (sp?)
- 029. Rev. Jim Holly
- 030. "Hour of Power"
- 031. Rex Humbard
- 032. Martha Jean
- 033. "Jesus of Nazareth"
- 034. Father's Justin's hour
- 035. Dr. Kennedy
- 036. Rev. King in Georgia
- 037. "Liberty Temple"
- 038. Rodney Lloyd
- 039. "The Lutheran Hour"
- 040. "March of Faith"
- 041. "Mass for Shut-Ins"

(continued on next page)

Var # Col #

D59. Which programs have you watched or listened to recently?
(continued)

- 042. V. McGee
- 043. "PTL"
- 044. G. E. Patterson
- 045. Frederick K. Price
- 046. Derek Prince
- 047. Renfro Valley
- 048. Leonard Repass
- 049. "The Robe"
- 050. Oral Roberts
- 051. Pat Robertson
- 052. Rev. Sampson
- 053. Rev. Robert Schuller
- 054. "The 700 Club"
- 055. Chuck Smith
- 056. Jimmy Swaggart
- 057. "The Ten Commandments"
- 058. "This is the Life"
- 059. Unity Church Program
- 060. Mother Wallace
- 061. Chuck Wendell
- 062. "World Vision"

- 297. Other
- 299. Specific name unclear or ambiguous (MAKE CARD)

301-500. PROGRAMS IDENTIFIED ONLY BY CONTENT OR GENERAL DESCRIPTION
(SECOND PRIORITY):

- 301. Call-in or talk shows on religion

- 311. Church/worship services, Lutheran/Episcopalian/
Methodist etc.
- 312. Church/worship services, Catholic masses
- 313. Church/worship services, Jewish
- 315. Church/worship services, other specific faith
- 330. Church/worship services, general, NFS

- 340. Discussion programs, public issues
- 350. Dramatic programs
- 360. Documentaries
- 370. Ministers, preachers (no names given)
- 380. Music programs, gospel singers, choirs
- 390. Religious study programs

(continued on next page)

Var # Col #

D59. Which programs have you watched or listened to recently?
(continued)

401. "Easter Specials" "Good Friday stuff"
 402. "Christmas Specials"
 410. "Movies about religion" NFS
 440. "The Pope's Mass in St. Peter's Square"
 441. "The Pope's Christmas Mass"
 445. "The Pope" NFS
 450. References to the Pope's appearances in Michigan

499. Class of program unclear or NFS

501-700. SPECIFIC STATION/CHANNEL OR NETWORK -- NO PARTICULAR
PROGRAMS MENTIONED (THIRD PRIORITY):

501. CBN (Christian Broadcasting Network)
 502. Trinity Network

511. WCHB-AM 1440 (radio)
 512. WEXL-AM 1340 (radio)
 513. WGPR-AM 1400 (radio)
 514. WGPR-FM 107.5 (radio)
 515. WJLB-FM 98.3 (radio)
 516. WMUZ-FM 103.5 (Christian radio)
 517. WQBH-AM 1400 (radio)

599. Specific time, channel, etc. given but no name or
content info

699. Station/channel unclear or NFS

701. Non-religious programs (errors) (MAKE CARD)
(e.g., Bill Cosby, Facts of Life, Monty Python)

998. R watches programs but can't remember any names, etc.
 999. NA

000. INAP. (R HAS NOT WATCHED ANY PROGRAMS, OR HAS NO INTEREST IN
RELIGION IN D50) no additional mentions; none recently

Var # Col #

D60. Looking at page 16 of the booklet, how often do you watch or listen to each of these programs? (RECORD NUMBER BELOW)
(Lenski 65b)

CODE UP TO FIVE MENTIONS

				0	1	2	3	4	5	6	7	8	9
393	50	D60a.	FREQUENCY: First mention	292	9	12	86	44	26	52	22	2	9
394	51	D60b.	FREQUENCY: Second mention										
395	52	D60c.	FREQUENCY: Third mention										
396	53	D60d.	FREQUENCY: Fourth mention										
397	54	D60e.	FREQUENCY: Fifth mention										

- 2 1. EVERY DAY
- 0 2. ALMOST EVERY DAY
- 3 3. ONCE OR TWICE A WEEK
- 0 4. A FEW TIMES A MONTH
- 1 5. ONCE A MONTH
- 1 6. A FEW TIMES A YEAR
- 9 7. ONCE A YEAR OR LESS

539 0. INAP. (R. HAS NOT WATCHED ANY PROGRAMS, OR HAS NO INTEREST IN RELIGION IN D50); no additional mentions; no longer watches

398 55 D65. Do you feel there are any disagreements between what science teaches and what (your religious group/religion) teaches?
(Lenski 66, variation)

368 1. YES
159 5. NO
238.
49.

<u>Var #</u>	<u>Col #</u>	
399	56-57	D66. What are they? <i>(new question)</i>
400	58-59	

CODE FIRST TWO MENTIONS IN ORDER OF MENTION

An answer is considered codable if it addresses a disagreement only implicitly: "Science teaches men evolved from monkeys" does not explain what religion teaches, but the answer is considered as a disagreement between evolution and creation ideas (code 01).

SUBSTANTIVE DISAGREEMENTS (HIGHER PRIORITY)

- 9 01. Origins of life, universe, human beings: Evolution vs. Creation by God

"Science teaches we came from apes." "Genesis tells us that God created the world in seven days -- science says no."

- 10 02. Ideas of supernatural world and powers vs. naturalistic world and powers

"Science says that the immaculate conception isn't possible." "Religion says that miracles happen."
 "Scientists don't believe in an afterlife or a day of judgment." "Scientists don't believe in God."

- 6 03. Moral teachings, general; include religious rituals and traditions

"Religion tries to help us get along with each other, leading a good life." "Science doesn't have anything to say about right and wrong -- it's just what is."
 "Science says there's no reason to be kosher."

- 5 04. Beliefs about sexuality and conception

"The church is against surrogate mothers and test-tube babies." "Religion teaches that abortion is a sin against God."

(continued on next page)

Var # Col #

D66. What are they? (continued)

PROCEDURAL DIFFERENCES (LOWER PRIORITY THAN SUBSTANTIVE CODES):13 11. Revelation vs. empirical inquiry

"The church believes in the Bible; science teaches that you have to have the facts." "Science is about experiments and the scientific method, religion is about faith."

2 97. OTHER----->

MAKE CARD

0 98. DK

4 99. NA "There's a big difference between what science teaches and what religion teaches." "Science and religion believe in different things, that's for sure."

505 00. INAP. (R ANSWERED "NO" TO D65; NO SECOND MENTION)

401 60 D67. Would you say that these disagreements are very serious, somewhat serious, or not very serious? (Lenski 66a)

981. VERY SERIOUS

1103. SOMEWHAT SERIOUS

1435. NOT VERY SERIOUS

188 0. INAP. (R ANSWERED "NO" TO D65)

11 8.

4 9.

Var # Col #

402 61-62 D71. Are most of the people you work with Protestant, Catholic, Jewish, or what? (*Lenski 68, variation*)

- 72 01. Protestants (all or most, without mention of other groups)
- 10 03. Specific Protestant denomination(s)
"It's practically all Baptist and Sanctified."
- 71 05. Catholics (all or most, without mention of other groups)
- 24 07. Catholic-Protestant mixtures
"It's Protestant and Catholic -- some of both."
- 8 10. Jewish (all or most, without mention of other groups)
- 2 12. Jewish-Protestant mixtures
"There are a few Jews; lots more Protestants"
- 4 14. Jewish-Catholic mixtures
"I'd say it was mostly Jewish with a few Catholics thrown in."
- 30 20. Mixture of all three: Protestant, Catholic, and Jewish
- 33 30. Broader mixture
"It's everything you can think of -- everyone has a different religion." Mixtures including various faiths and "no preference" or non-believers.
- 3 50. No religion or no preference
"Nobody has any religious preference"
- 0 90. DK neighbors (cf. 98)
"I just moved here."
"I'm not much for socializing in the neighborhood."
- 5 91. DK coworkers (cf. 98)
R works alone or does not know coworkers
- 1 97. Other ----> MAKE CARD
- 65 98. DK religion of neighbors or coworkers
299.
- 224 00. INAP. (R WORKS ALONE OR IS NOT CURRENTLY EMPLOYED)

Var # Col #

403 63 D71. EXPRESSIONS OF UNCERTAINTY IN ANSWERING D71

45 1. YES: R expressed uncertainty about religion of coworkers
 "I'm not really sure but ..." "The few I know are ...
 but I don't know about the others." "I would guess that
 they are mostly ..." "I don't know. (BG) Maybe
 Baptists."

211 5. NO expressions of uncertainty are recorded

297 0. DK coded in D71 or INAP. (R HAS NO CO-WORKERS)

19.

404 64-65 D75. Are most of the people in your neighborhood Protestant,
 Catholic, Jewish, or what? (*Lenski 70, variation*)

(Use code for D71.)

00. INAP. (R IS CURRENTLY EMPLOYED)

0	1	3	5	7	10	12	20	30	50	90	91	98	99
328	49	8	32	20	2	2	17	7	3	27	1	54	4

405 66 D75. EXPRESSIONS OF UNCERTAINTY IN ANSWERING D75

33 1. YES: R expressed uncertainty about religion of neighbors
 "I'm not really sure but ..." "The few I know are ...
 but I don't know about the others." "I would guess that
 they are mostly ..." "I don't know. (BG) Maybe
 Baptists."

1235. NO expressions of uncertainty are recorded

29.

396 0. DK coded in D75 or INAP. (R DOESN'T KNOW NEIGHBORS)

Var # Col #

SECTION E: INTERGROUP PERCEPTIONS

406 67-69 E40. If you were to join (a/a different) religious group, which one do you think you'd be most likely to join? (*Lenski 118, variation*)

Use 3-digit code for all religions (Appendix A).

997. R WOULD NEVER JOIN A(NOTHER) GROUP

407 70 E49. Many people have some good friends they feel close to. Who are your good friends (other than your spouse)? Just tell me their first names. (LIST NAMES IN GRID BELOW) (Is there anyone else?) [REPEAT E50-E53 FOR EACH FRIEND.] (*new question*)

Code number of friends given. 8 = 8 or more.

0. R HAS NO GOOD FRIENDS

If 0 friends, code 0 in cols. 71-80, 1-35.

0	1	2	3	4	5	6	7	8	9
20	53	123	139	100	96	6	2	6	9

CODE UP TO FIVE FRIENDS. Do not count spouse, siblings, or parents if listed here, for their religious affiliation will be coded elsewhere.

CODE FIRST FRIEND

408 71 E50. Now let's go back and talk about (NAME). (NAME) is (male/female)? Is that correct?

- 236 1. MALE
- 288 2. FEMALE
- 9 9.
- 21 0.

409 72-73 E51. About how old is (NAME)?

Code age in years (2 digits).

Var # Col #

410 72 E51. AGE IN DECADES

0	1	2	3	4	5	6	7	8	9
22	3	104	121	109	64	77	33	8	13

411 74-75 E52. About how many years of school has (NAME) completed?

Code education in years. 13 = "business school."

412 76 E52. RECODE: Education in categories

Give priority to diploma or degree; if none, use years.

- 15 1. Grades 1-8
- 27 2. Some high school (9-11)
- 224 3. High school graduate
- 96 4. Some college (13-15) or Associate degree
- 109 5. College graduate (16-19 without mention of advanced degree)
- 11 6. Advanced degree (M.A., M.S., Ph.D., M.D., etc.) (Mark 6 only if R volunteers an advanced degree beyond a B.A., or if it is a reasonable inference from occupation, or if years of education number 20 or more.)

388.

119.

230-

413 77-79 E53. What is (NAME'S) religious preference? Is it Protestant, Catholic, Jewish, some other religion, or none?
(IF PROTESTANT): What specific denomination is that?

Use 3-digit code for all religions (Appendix A).

000. INAP. (R HAS NO GOOD FRIENDS); no additional mentions

REPEAT E50-E53 FOR SECOND, THIRD, FOURTH AND FIFTH FRIENDS

Var # Col #

SECOND FRIEND

414	80	E50. SEX
	Screen 3	
	Line 3	
415	1-2	E51. AGE IN YEARS
416	1	E51. AGE IN DECADES
417	3-4	E52. EDUCATION IN YEARS
418	5	E52. RECODE: EDUCATION IN CATEGORIES
419	6-8	E53. RELIGIOUS PREFERENCE (3-digit)

THIRD FRIEND

420	9	E50. SEX
421	10-11	E51. AGE IN YEARS
422	10	E51. AGE IN DECADES
423	12-13	E52. EDUCATION IN YEARS
424	14	E52. RECODE: EDUCATION IN CATEGORIES
425	15-17	E53. RELIGIOUS PREFERENCE (3-digit)

FOURTH FRIEND

426	18	E50. SEX
427	19-20	E51. AGE IN YEARS
428	19	E51. AGE IN DECADES
429	21-22	E52. EDUCATION IN YEARS
430	23	E52. RECODE: EDUCATION IN CATEGORIES
431	24-26	E53. RELIGIOUS PREFERENCE (3-digit)

FIFTH FRIEND

432	27	E50. SEX
433	28-29	E51. AGE IN YEARS
434	28	E51. AGE IN DECADES
435	30-31	E52. EDUCATION IN YEARS
436	32	E52. RECODE: EDUCATION IN CATEGORIES
437	33-35	E53. RELIGIOUS PREFERENCE (3-digit)

Var # Col #

SECTION G: FAMILY AND CHILDREN

438 36-37 G7. Now I would like to get some more detailed information about the child(ren) you (have raised/are raising). Could you please tell me their first names, starting with the oldest? [ENTER NAMES IN GRID. REPEAT G8-G12 FOR EACH CHILD.] (new question)

Code number of children given.

01. One child, etc.

If no children, code 0 in cols. 38-77 and 10-39.

0	1	2	3	4	5	6	7	8	9	10	99
119	101	150	84	48	22	10	9	4	4	1	2

CODE UP TO SEVEN CHILDREN

CODE FIRST CHILD

439 38 G8. Is the (1st, 2nd, etc.) a boy or girl?

222 1. BOY
 208 2. GIRL
 5 9.
 119 0. INAP. (R CURRENTLY HAS NO CHILDREN)

440 39-40 G9. In what year was (he/she) born?

Code year of birth (2 digits -- e.g., 1948 = 48).

00. INAP. (R CURRENTLY HAS NO CHILDREN)

441 41 G10. Is (he/she) living with you?

199 1. YES
 220 5. NO
 11 9.
 124 0. INAP. (R CURRENTLY HAS NO CHILDREN)

Var # Col #

442 42-44 G11. In what religion (was _____ raised/is _____ being raised)?
Is it Protestant, Catholic, Jewish, some other religion, or
none? (*Lenski 141, variation*)
(IF PROTESTANT): What specific denomination is that?

Use 3-digit code for all religions (Appendix A).

000. INAP. (R CURRENTLY HAS NO CHILDREN)

443 45-47 G12. (CHILD WAS BORN IN 1972 OR BEFORE): What is (his/her)
religious preference now? Is it Protestant, Catholic,
Jewish, some other religion, or none? (*Lenski 141a-b,*
variation)
(IF PROTESTANT): What specific denomination is that?

Use 3-digit code for all religions (Appendix A).

000. INAP. (ALL R'S CHILDREN BORN 1973 OR LATER, OR R
CURRENTLY HAS NO CHILDREN)

REPEAT G8-G12 FOR EACH CHILD UP TO SEVEN
--

SECOND CHILD

444 48 G8. SEX
445 49-50 G9. YEAR OF BIRTH (2 digits)
446 51 G10. LIVING WITH R?
447 52-54 G11. ORIGINAL RELIGIOUS PREFERENCE (3-digit)
448 55-57 G12. CURRENT RELIGIOUS PREFERENCE (3-digit)

THIRD CHILD

449 58 G8. SEX
450 59-60 G9. YEAR OF BIRTH (2 digits)
451 61 G10. LIVING WITH R?
452 62-64 G11. ORIGINAL RELIGIOUS PREFERENCE (3-digit)
453 65-67 G12. CURRENT RELIGIOUS PREFERENCE (3-digit)

Var # Col #

FOURTH CHILD

454	68	G8. SEX
455	69-70	G9. YEAR OF BIRTH (2 digits)
456	71	G10. LIVING WITH R?
457	72-74	G11. ORIGINAL RELIGIOUS PREFERENCE (3-digit)
458	75-77	G12. CURRENT RELIGIOUS PREFERENCE (3-digit)

78-80 (leave blank)

Screen 4
Line 1

1-3 STUDY NUMBER (636)

4 SCREEN NUMBER (4)

5-8 CASE ID/LOG NUMBER (4 digits)

459 9 CODER OF SCREEN FOUR

- 83 1. Bushwall, Steve
- 120 2. Gaiera, Kimberly
- 101 3. Goldstein, Laurie
- 188 4. McCaughey, Martha
- 5. Ore, Tracy
- 6. Zhang, Ren
- 61 7. Grant, Robin
- 19.

Var # Col #

FIFTH CHILD

460	10	G8. SEX
461	11-12	G9. YEAR OF BIRTH (2 digits)
462	13	G10. LIVING WITH R?
463	14-16	G11. ORIGINAL RELIGIOUS PREFERENCE (3-digit)
464	17-19	G12. CURRENT RELIGIOUS PREFERENCE (3-digit)

SIXTH CHILD

465	20	G8. SEX
466	21-22	G9. YEAR OF BIRTH (2 digits)
467	23	G10. LIVING WITH R?
468	24-26	G11. ORIGINAL RELIGIOUS PREFERENCE (3-digit)
469	27-29	G12. CURRENT RELIGIOUS PREFERENCE (3-digit)

SEVENTH CHILD

470	30	G8. SEX
471	31-32	G9. YEAR OF BIRTH (2 digits)
472	33	G10. LIVING WITH R?
473	34-36	G11. ORIGINAL RELIGIOUS PREFERENCE (3-digit)
474	37-39	G12. CURRENT RELIGIOUS PREFERENCE (3-digit)

Var # Col #

G14. Have you (and your husband/wife) given your child(ren) any kind of religious training at home? (See Section 1)

475 40-41 G15. What kinds of training have you given them? (*Lenski 136a,*
476 42-43 *variation*)

CODE FIRST TWO MENTIONS IN ORDER OF MENTION

- 29 01. Send or take them to Sunday school or religious services, to Catechism, to sing in the choir or other church-related activities
- 9 02. Set children a good example
- 29 03. Provide general moral training: "We try to teach them what's right," "We try to teach them right from wrong"
- 47 04. Teach them to pray, or see that they say prayers; grace at meals; include "praying and singing"
- 24 05. Read Bible with them, or encourage them to read Bible or other holy books; other religious materials
- 11 06. Help them with Sunday school, other religious homework or lessons, Catechism, other religious instructions
- 2 07. Religious observance of religious holidays in home with some reasonable regularity; general religious observances in home
- 34 08. Answer the children's questions about God, discuss religion; "teach them to believe in God"
- 1 09. Religious programs -- TV and/or radio
- 3 10. Send or take them to parochial school
- 0 11. Expose them to various religions, let them interpret and make own choice
- 4 97. Other ----> MAKE CARD
- 0 98. DK
- 3 99. NA
- 358 00. INAP. (R ANSWERED "NO" TO G14, OR CURRENTLY HAS NO CHILDREN OR ONLY VERY YOUNG CHILDREN; NO SECOND MENTION)

Var # Col #

G25. Will you (and your husband/wife) give your child(ren) any religious training at home? (See Section 1)

477 44-45 G26. What kinds of training will you give them? (*Lenski 136a,*
478 46-47 *variation*)

CODE FIRST TWO MENTIONS IN ORDER OF MENTION

- 3 01. Send or take them to Sunday school or religious services, to Catechism, to sing in the choir or other church-related activities
- 1 02. Set children a good example
- 6 03. Provide general moral training: "We try to teach them what's right," "We try to teach them right from wrong"
- 11 04. Teach them to pray, or see that they say prayers; grace at meals; include "praying and singing"
- 2 05. Read Bible with them, or encourage them to read Bible or other holy books; other religious materials
- 1 06. Help them with Sunday school, other religious homework or lessons, Catechism, other religious instructions
- 1 07. Religious observance of religious holidays in home with some reasonable regularity; general religious observances in home
- 4 08. Answer the children's questions about God, discuss religion; "teach them to believe in God"
- 09. Religious programs -- TV and/or radio
- 10. Send or take them to parochial school
- 1 11. Expose them to various religions, let them interpret and make own choice
- 4 97. Other ----> MAKE CARD
- 98. DK
- 2 99. NA
- 518 00. INAP. (R ANSWERED "NO" TO G25, OR R HAS NO CHILDREN BUT PLANS TO HAVE CHILDREN, OR R'S CHILDREN ARE 4 YEARS OLD OR OLDER; NO SECOND MENTION)

Var # Col #

- 479 48-50 G37. In what denomination will you raise your child(ren):
 Protestant, Catholic, Jewish, some other religion, or none?
 (new question)
 G38. What specific denomination is that, if any?
 G39. Is that Orthodox, Conservative, Reform, or none of these?
-

Use 3-digit code for all religions (Appendix A).

000. INAP. (R HAS CHILDREN NOW, OR DOES NOT PLAN TO HAVE CHILDREN)

0	1	4	15	31	33	35	41	51	61	71	153	158	159
497	23	1	1	6	1	1	2	1	1	2	1	1	1

203	301	801	998	999
1	1	8	3	2

Var # Col #

		H13. What was her main occupation or job when you were about 16?								
484	59-61	H14. What were her main activities or duties? <i>(new question)</i>								
		<table border="1" style="margin-left: auto; margin-right: auto;"> <tr> <td style="padding: 2px;">0</td> <td style="padding: 2px;">1</td> <td style="padding: 2px;">2</td> <td style="padding: 2px;">9</td> </tr> <tr> <td style="padding: 2px;">3</td> <td style="padding: 2px;">12</td> <td style="padding: 2px;">105</td> <td style="padding: 2px;">133</td> </tr> </table>	0	1	2	9	3	12	105	133
0	1	2	9							
3	12	105	133							
485	62-64	H15. What did they make or do at the place where she worked? <i>(new question)</i>								

Occupation and industry are coded using the 3-digit codes from the U.S. Census Bureau's 1970 Index of Industries and Occupations.

000. INAP. (R'S MOTHER DID NOT WORK FOR PAY OR R HAD NO MOTHER (REPLACEMENT))

<u>Var #</u>	<u>Col #</u>	
486	65-66	H18. Other than American, what is the original nationality of your family on your father's (REPLACEMENT'S) side? (<i>Lenski CD24, variation</i>)
487	67-68	

CODE FIRST TWO MENTIONS IN ORDER OF MENTION

Northwestern European

- 12 01. English
- 4 02. Scotch, Scotch-Irish (but not Scotch and Irish)
- 13 03. Irish
- 1 04. Welsh, or any mixture of English, Scotch, Irish, or Welsh
- 5 05. French
- 9 06. German, Pennsylvania Dutch
- 4 07. Any other single Northwest European nationality: e.g., Scandinavian (Norwegian, Swedish, Danish, Icelandic) Dutch, Belgian, Swiss
- 1 08. Any mixture of Northwestern European nationalities

Central European

- 6 11. Polish
- 1 12. Any other single Central European nationality: e.g., Czechoslovakian, Austrian, Hungarian, Croat, Yugoslavian, Albanian
- 0 13. Any mixture of Central European nationalities

Eastern European

- 1 22. Any single Eastern European nationality: e.g., Russian, Latvian, Estonian, Lithuanian, Finnish, Roumanian, Bulgarian
- 0 23. Any mixture of Eastern European nationalities

Southern European

- 1 31. Italian
- 0 32. Any other single Southern European nationality: e.g., Greek, Spanish, Portuguese
- 0 33. Any mixture of Southern European nationalities

(continued on next page)

Var # Col #

H18. Other than American, what is the original nationality of your family on your father's (REPLACEMENT'S) side?
(continued)

Near Eastern and African

- 41. Israeli
- 42. Any other single Near Eastern nationality, e.g., Turkish, Saudi-Arabian, Iraqi, Iranian, Egyptian, Armenian, etc.
- 43. Any mixture of Near Eastern nationalities
- 46. Any single African nationality (cf. 61)
- 47. Any mixture of African nationalities

Far Eastern/Asian

- 1 51. Indian subcontinent nationalities: e.g., Indian, Pakistani, Sri Lankan
- 52. Australian, New Zealander
- 53. Any other single Asian nationality: e.g., Chinese, Japanese, Korean, Taiwanese, Vietnamese, Filipino, etc.
- 54. Any mixture of Far Eastern/Asian nationalities: e.g., Hawaiian-Polynesian

Western Hemisphere

- 2 61. Black, Afro American, or African n.f.s. (Use A2 and J3 if necessary)
- 5 62. American Indian
- 63. "Hillbilly"
- 3 64. Canadian
- 66. Hispanic: Mexican, Puerto Rican, Caribbean and other Central American nationalities
- 67. Any other single South American nationality: e.g., Brazilian, Chilean, etc.
- 68. Any mixture of Western Hemisphere nationalities; include Creole
- 2 97. Other ("Jewish;" "Indian" n.f.s. unless internal evidence for codes 51 or 62) ---->
- 98. DK
- 4 99. NA

MAKE CARD

Var # Col #

488 69 H19. Was your father (REPLACEMENT) born in the United States?
(*Lenski CD25*)

424 1. YES
124 5. NO

0 8. DK

5 9.

1 0.

489 70-71 H20. Other than American, what is the original nationality of
490 72-73 your family on your mother's (REPLACEMENT'S) side? (*Lenski
CD26, variation*)

CODE FIRST TWO MENTIONS IN ORDER OF MENTION

0	1	2	3	4	5	6	8	22	31	61	62	64	66	97	98	99
463	13	4	20	3	4	13	2	3	1	10	7	2	1	4	1	3

491 74 H21. Was your mother (REPLACEMENT) born in the United States?
(*Lenski CD27*)

434 1. YES
117 5. NO

0 8. DK

2 9.

1 0.

492 75 H22. Were any of your grandparents born in another country than
the United States? (*Lenski CD28, variation*)

291 1. YES

248 5. NO

13 8. DK

2 9.

493 76 H23. Do you have any brothers and sisters who are living? (*new
question*)

507 1. YES

45 5. NO

2 9.

Var # Col #

494 77-78 H23. Just tell me their first names. (LIST IN GRID BELOW) (Is there anyone else?) [REPEAT H24-H27 FOR EACH SIBLING.]
(new question)

Code number of siblings given.

01. One sibling, etc.

00. INAP. (R HAS NO SIBLINGS)

If 0 siblings, code 0 in cols. 1-63.

79-80 (leave blank)

CODE UP TO SEVEN SIBLINGS

CODE FIRST SIBLING

Screen 4
Line 2

Now let's go back and talk about (NAME).

495 1 H24. (NAME) is (male/female)? Is that correct?

277 1. MALE
229 2. FEMALE
29
46 0. INAP. (R HAS NO SIBLINGS)

496 2-3 H25. About how old is (NAME)?

Code age of sibling.

00. INAP. (R HAS NO SIBLINGS)

497 2 H25. AGE IN DECADES

0	1	2	3	4	5	6	7	8	9
46	4	68	134	108	58	75	44	10	7

Var # Col #

498 4-5 H26. About how many years of school has (NAME) completed?

Code education in years.

00. INAP. (R HAS NO SIBLINGS)

499 6 H26. RECODE: sibling's education in categories

Give priority to diploma or degree; if none, use years.

- 32 1. Grades 1-8
 65 2. Some high school (9-11)
 205 3. High school graduate
 81 4. Some college (13-15) or Associate degree
 94 5. College graduate (16-19 without mention of advanced degree)
 16 6. Advanced degree (M.A., M.S., Ph.D., M.D., etc.) (Mark 6 only if R volunteers an advanced degree beyond a B.A., or if it is a reasonable inference from occupation, or if years of education number 20 or more.)
- 48 0. INAP. (R HAS NO SIBLINGS)
- 15 8.
 4 9.

500 7-9 H27. What is (NAME'S) religious preference? Is it Protestant, Catholic, Jewish, some other religion, or none?

(IF PROTESTANT): What specific denomination is that?

Use 3-digit code for all religions (Appendix A).

000. INAP. (R HAS NO SIBLINGS)

REPEAT H24-H27 FOR EACH SIBLING UP TO SEVEN

Var # Col #SECOND SIBLING

501	10	H24.	SEX
502	11-12	H25.	AGE IN YEARS
503	11	H25.	AGE IN DECADES
504	13-14	H26.	EDUCATION IN YEARS
505	15	H26.	RECODE: EDUCATION IN CATEGORIES
506	16-18	H27.	RELIGIOUS PREFERENCE (3-digit)

THIRD SIBLING

507	19	H24.	SEX
508	20-21	H25.	AGE IN YEARS
509	20	H25.	AGE IN DECADES
510	22-23	H26.	EDUCATION IN YEARS
511	24	H26.	RECODE: EDUCATION IN CATEGORIES
512	25-27	H27.	RELIGIOUS PREFERENCE (3-digit)

FOURTH SIBLING

513	28	H24.	SEX
514	29-30	H25.	AGE IN YEARS
515	29	H25.	AGE IN DECADES
516	31-32	H26.	EDUCATION IN YEARS
517	33	H26.	RECODE: EDUCATION IN CATEGORIES
518	34-36	H27.	RELIGIOUS PREFERENCE (3-digit)

FIFTH SIBLING

519	37	H24.	SEX
520	38-39	H25.	AGE IN YEARS
521	38	H25.	AGE IN DECADES
522	40-41	H26.	EDUCATION IN YEARS
523	42	H26.	RECODE: EDUCATION IN CATEGORIES
524	43-45	H27.	RELIGIOUS PREFERENCE (3-digit)

Var # Col #

SIXTH SIBLING

525	46	H24.	SEX
526	47-48	H25.	AGE IN YEARS
527	47	H25.	AGE IN DECADES
528	49-50	H26.	EDUCATION IN YEARS
529	51	H26.	RECODE: EDUCATION IN CATEGORIES
530	52-54	H27.	RELIGIOUS PREFERENCE (3-digit)

SEVENTH SIBLING

531	55	H24.	SEX
532	56-57	H25.	AGE IN YEARS
533	56	H25.	AGE IN DECADES
534	58-59	H26.	EDUCATION IN YEARS
535	60	H26.	RECODE: EDUCATION IN CATEGORIES
536	61-63	H27.	RELIGIOUS PREFERENCE (3-digit)

		H33.	What kind of work (does/did) your (husband/wife) normally do? That is, what (is/was) (his/her) job called?
537	64-66	H34.	IF NOT ALREADY ANSWERED, ASK: What (does/did) (he/she) actually do in that job? Tell me what (are/were) some of (his/her) main duties? <i>(Lanski 142, variation)</i>
		H35.	What kind of place ^{0 1 1 2 9} (does/did) (he/she) work for?
538	67-69	H36.	IF NOT ALREADY ANSWERED, ASK: What (do/did) they make or do at the place where (he/she) (works/worked)? <i>(Lanski 143, variation)</i>

Occupation and industry are coded using the 3-digit codes from the U.S. Census Bureau's 1970 Index of Industries and Occupations.

000. INAP. (R'S SPOUSE HAS NEVER WORKED FOR PAY, OR R IS NOT CURRENTLY MARRIED OR WIDOWED)

Var # Col #

- 539 70-72 H45. What (is/was) your (husband's/wife's) religious preference:
Protestant, Catholic, Jewish, some other religion, or none?
(Lenski 146, variation)
- H46. What specific denomination is that, if any?
- H47. Is that Orthodox, Conservative, Reform, or none of these?
-

Use 3-digit code for all religions (Appendix A).

000. INAP. (R IS NOT CURRENTLY MARRIED OR WIDOWED)

- 540 73 H48. Did your (husband/wife) ever change (his/her) religious
preference? *(Lenski 147)*
-

80 1. YES

258 5. NO

39.

213 0. INAP. (R IS NOT CURRENTLY MARRIED OR WIDOWED)

- 541 74-76 H49. What was (his/her) religious preference previously?
(Lenski 147a, variation)
-

Use 3-digit code for all religions (Appendix A).

000. INAP. (R ANSWERED "NO" TO H48, OR R IS NOT CURRENTLY
MARRIED OR WIDOWED)

<u>Var #</u>	<u>Col #</u>	
542	77-78	H50. What were (his/her) reasons for changing? (<i>Lenski 147b,</i>
543	79-80	<i>variation)</i>

CODE FIRST TWO MENTIONS IN ORDER OF MENTION

00s BELIEFS AND POLICIES

- 01. Change in beliefs about religious doctrines or philosophical orientation (of R or church) or in personal commitment to faith or doubts. Include references to reading, studying, learning or thinking about beliefs.
"I learned that there were many religions of value, not just one true church." "I just couldn't accept the idea of miracles and the supernatural anymore." "I kept looking for more meaning in my faith."
- 02. Evil in the world
"With all the suffering and murder in the world, it's hard to think that God's got much to do with it." "With so many temptations, faith is more important than ever."
- 03. Conversion experience
"I took Jesus as my savior." "I was saved." "I had fallen away from the Lord and needed salvation." "I converted to Judaism."
- 05. Change in beliefs about social prohibitions or social policies of the church
"It made it hard on the young people - so strict about dating." "The Pope is against the test-tube babies; I'm for 'em." "Their policy on divorce got too free & easy for me."
- 3 07. Satisfaction or dissatisfaction with clergy, church organization, or church as an institution (not codable elsewhere)
"Our new minister has really made our church come to life."
"All the church ever talks about is money money money."
"Complete disenchantment with organized religion." Emphasis is on religious practices of people (cf. 50).
- | 08. Psychological/emotional benefits to R
"You feel better when you know you are leading a good life."
"It's the right thing to do." "I don't get much out of church anymore." "I feel more need/I no longer feel the need to go." "I don't think you have to go to church to believe in God."

(continued on next page)

Var # Col #

H50. What were (his/her) reasons for changing? (continued)

10s LIFE EXPERIENCES AND LIFE CYCLE

- 10. Aging (exc. 18), growing old, facing prospect of own death
- 12. Maturity, natural process of growth or development, without reference to old age or death: "As you get older, you begin to realize what religion is all about."
- 13. Place in the community, getting established (not just maturity)
- 14. Personal tragedy
"The death of my son made me need my religion more."
- 15. Other negative experiences (less serious than 14)
"We had hard times - bad things were happening."
- 16. Other positive experiences
"I got back to work, got my life together."
- 18. Health, disability or recovery of R (cf. 30)
"I'm too old to get to church nowadays."

20s INFLUENCE OF FAMILY OR OTHER PERSONAL INFLUENCES

- 2 21. Marriage or spouse only (without any reference to other family or children)
"Just getting married made me want to join his church."
- 2 23. Family or children (cf. 30):
"Being a good example for the children." "Now that my mother's gone, there's no one to push me anymore."
- 2 25. Other personal influences (e.g. teachers, friends) except ministers

30s OTHER CONFLICTING COMMITMENTS/TIME PRESSURES (OF R OR R'S FAMILY)

- 30. Family responsibilities (cf. 23): "I didn't have anyone to leave the kids with." Include ill health of family members.
- 35. Work responsibilities: "I had to work on Sundays."
- 37. Time, other responsibilities, general: "I was so busy with other things."

(continued on next page)

Var # Col #

H50. What were (his/her) reasons for changing? (continued)

— 40. **PHYSICAL FACTORS/LOCATION/CONVENIENCE**

"My neighbor used to drive me but she moved away." "There's no Episcopal church in this part of the county."

50s **SOCIAL VALUES AND EXPERIENCES**

— 50. Involvement with people in the church

"I didn't like the people in that church -- really unfriendly." "I'd like to join but I don't know anyone there." "The Quakers believe more in the value of community than my old church did." Emphasis is on social values and interpersonal contacts (cf. 07).

— 55. Involvement in church activities

"I joined the Knights of Columbus."

— 60. **LACK OF MATERIAL RESOURCES**

"I can never afford to put anything in the collection plate so I just don't go."

70s **INTEREST NOT OTHERWISE EXPLAINED ABOVE**

— 70. Increases in interest NFS

"I just get more interested in religion all the time."

| 75. Declines in interest NFS

"I've just been a backslider - neglected church" "I just drifted away - got out of the habit."

— 97. Other ----->

MAKE CARD

— 98. DK

3 99. NA

5400. INAP. (R ANSWERED "NO" TO H48, OR R IS NOT CURRENTLY MARRIED OR WIDOWED; NO SECOND MENTION)

Var # Col #

Screen 4
Line 3

544 1-2 H51. At what age did (he/she) make this change? (*Lenski 147c, variation*)

Code exact age.

00. INAP. (R ANSWERED "NO" TO H48, OR R IS NOT CURRENTLY MARRIED OR WIDOWED)

545 1 H51. DECADE: At what age did (he/she) make this change?

00. INAP. (R ANSWERED "NO" TO H48, OR R IS NOT CURRENTLY MARRIED OR WIDOWED)

0	1	2	3	4	5	6	9
477	15	32	12	4	2	2	10

546 3-4 H58. Besides American, what is the original nationality of your
547 5-6 (husband's/wife's) family on (his/her) father's side?
(Lenski 152, variation)

CODE FIRST TWO MENTIONS IN ORDER OF MENTION

(Use codes for H18.)

00. INAP. (R IS NOT CURRENTLY MARRIED OR WIDOWED)

0	1	3	5	6	7	11	64	97	98	99
522	2	8	2	8	1	3	2	1	2	3

548 7 H59. Was your (husband's/wife's) father born in the U.S.?
(Lenski 153, variation)

238 1. YES
95 5. NO

8 8. DON'T KNOW

5 9.

208 0. INAP. (R IS NOT CURRENTLY MARRIED OR WIDOWED)

Var # Col #

549 8-9 H60. Besides American, what is the original nationality of your
 550 10-11 (husband's/wife's) family on (his/her) mother's side?
 (Lenski 154, variation)

CODE FIRST TWO MENTIONS IN ORDER OF MENTION

(Use codes for H18.)

00. INAP. (R IS NOT CURRENTLY MARRIED OR WIDOWED)

0	1	2	3	5	6	7	11	22	31	62	64	97	98	99
514	1	1	5	4	11	4	4	1	1	2	1	1	1	3

551 12 H61. Was your (husband's/wife's) mother born in the U.S.?
 (Lenski 155, variation)

250 1. YES

88 5. NO

5 8. DON'T KNOW

3 9.

208 0. INAP. (R IS NOT CURRENTLY MARRIED OR WIDOWED)

13-80 (leave blank)

APPENDIX A: RELIGIOUS PREFERENCE CODES

Catholic and Orthodox

- 001. Roman Catholic
- 002. Greek Rite Catholic
- 003. Greek Orthodox
- 004. Russian Orthodox
- 005. Other Orthodox

Jewish

- 011. Jewish: no preference
- 012. Jewish: preference not specified
- 013. Orthodox Jewish
- 014. Conservative Jewish
- 015. Reform Jewish

Other Non-Christian

- 021. Islamic/Muslim
- 022. Buddhist
- 023. Hindu
- 024. Other Religions

Protestant: Baptist

- 031. Baptist: type not specified
- 032. Southern Baptist
- 033. American Baptist
- 034. National Baptist
- 035. Free Will Baptist
- 036. Missionary Baptist
- 037. Other Baptist

Protestant: Methodist

- 041. Methodist: type not specified
- 042. African Methodist Episcopal
- 043. United Methodist (include E.U.B.)
- 044. Fundamentalist Methodist (include Free Methodist,
Pilgrim Methodist, Wesleyan Methodist)
- 045. Other Methodist

Protestant: Lutheran

- 051. Lutheran: type not specified
- 052. American Lutheran
- 053. Lutheran: Missouri Synod/Wisconsin Synod
- 054. Other Lutheran

Protestant: Presbyterian

- 061. Presbyterian: type not specified
- 062. United Presbyterian
- 063. Presbyterian Church in the USA
- 064. Other Presbyterian

Protestant: Episcopal

- 071. Episcopal, Church of England, Anglican Church

Protestant: AnaBaptist

- 081. Amish, Mennonite, Church of God in Christ

Protestant: Brethren

- 091. Brethren, type not specified
- 092. Brethren Church
- 093. Fundamentalist Brethren (include Plymouth Brethren, United Brethren, United Brethren in Christ, Grace Brethren)

Protestant: Disciples of Christ

- 101. Disciples of Christ, Christian Disciples, Christian Church

Protestant: Reformed

- 111. Reformed Church: type not specified
- 112. Dutch Reformed
- 113. Christian Reformed
- 114. Other Reformed

Protestant: Society of Friends

- 121. Friends (Quakers): type not specified
- 122. Friends Church
- 123. Friends, Unprogrammed

Protestant: United Church of Christ

- 131. UCC: type not specified
- 132. Congregationalist
- 133. United Church of Christ
- 134. Other UCC

Protestant: Pentacostal

- 141. Pentacostal: type not specified
- 142. Assemblies of God
- 143. Pentacostal Holiness
- 144. Other Pentacostal

Protestant: Fundamentalist

- 151. Fundamentalist: type not specified
- 152. Seventh Day Adventist (include other Adventist)
- 153. Church of God (include Worldwide Church of God)
- 154. Church of God in Christ Holiness, Church of Holiness
- 155. Church of Christ and Christian Fellowships
- 156. Evangelical
- 157. Church of the Nazarene
- 158. Jehovah's Witnesses
- 159. Other Fundamentalist

Protestant: Unitarian Universalist

- 161. Unitarian or Universalist

Protestant: Christian Scientist

- 171. Christian Scientist

Protestant: Latter Day Saints

- 181. LDS (Mormon): type not specified
- 182. Church of Jesus Christ of Latter Day Saints
- 183. Reorganized, Church of Jesus Christ of LDS

Protestant: Other

- 201. Protestant: type not specified
- 202. Other Protestant
- 203. Protestant, non-denominational church
- 204. Unity, Unity Church, Unity Church of Today

Christian -- Not Specified

- 301. Christian: type not specified

Other Preferences

- 801. No religious preference
- 802. Atheist
- 803. Agnostic
- 804. Religious preference unclear

Religious Preference Not Ascertained

- 997. Would never join a(nother) group (Question E40)
- 998. DK
- 999. NA
- 000. INAP. (R HAS NO CHILDREN, NO SIBLINGS, NO SPOUSE,
NO CLOSE FRIENDS, ETC.)

APPENDIX B
RELIGION CODING SCHEME

The coding scheme for religious preference used in 1987 is an expanded version of Lenski's original 1958 code. The new code is based on the denomination affiliations mentioned by the 20,000 respondents of the GSS survey between 1972 and 1986. The scheme is an attempt to organize the large number of small and unordered religious groups into manageable categories, and to see the emergent liberal, moderate, and fundamentalist pattern in American religion. Three sources were used to organize the predominantly Protestant groups into sixteen categories: Frank Mead's Handbook of Denominations in the United States, Gordon Melton's The Encyclopedia of American Religions, and an unpublished technical memo Classifying Protestant Denominations by Tom Smith.

The division of religious denominations listed in the GSS 1972-1986 Cumulative Codebook reflects a two-tiered sifting of the affiliations mentioned. The first is an organization by broad denominational groupings (i.e. Baptist, Mormon, Fundamentalist, Catholic, Jew, etc.) forming a twenty category list. Each of these twenty categories were further divided to identify the groups falling within each broad grouping and to reflect the theological variations within these bodies. The list in this form represents sixteen categories for the 129 Protestant denominations, plus four general categories for Jewish, Catholic, Other and No affiliations (see Appendix A).

The level of detail offered by the GSS categorization is too extensive for the DAS coding scheme but it provides an effective template for a less detailed code. Because the GSS list includes

every religious affiliation mentioned, the three to seven frequently mentioned groups for each discrete body in the GSS survey have their own code in the DAS scheme. The less frequently mentioned GSS affiliations are listed in the "other" category for each body. It was necessary to create a new code for the Unity Church, a denomination which was infrequently mentioned in the GSS survey, but exhibited a higher representation in the Detroit area.

The new code attempts to offer more detail within each major denominational division and to categorize religious affiliation by theology rather than by historical era, as done by Gerard Lenski. Using historical categories does not take into consideration the contemporary fact that the development of new religious groups, and the divisions and mergers of old religious groups occur within and across traditional denominational groupings. It is true that history may impact on the relative conservatism of particular faiths which grow out of a specific period but it would not be accurate to assume that theology is determined by historical influences solely. The use of historical eras offers a convenient method of grouping religious faiths, but does not facilitate interpretation. The use of historical eras does not create meaningful categories for the interpretation of the impact of theology. It is our belief that the 1987 coding scheme will enhance interpretation on the basis of theology.

The advantage of a theologically based code can be seen clearly in the following example. The Methodists can be seen as having internal groups that represent a range of theological variation from liberal to fundamentalist. The Lenski code

provides two codes for Methodists: 29 Methodist, 30 African Methodist Episcopal, in the Pietistic category. While this is helpful in understanding the contemporary development of Methodist, Baptist, and the Brethren sects (all of which emerged during the Pietistic period), it does not represent the relative liberal nature of the United Methodist church, moderate theology of the African Methodist Episcopal church, or the fundamentalist leanings of the Free or Pilgrim Methodists. The 1987 coding scheme assigns a code to each of the groups. The use of multiple categories maintains the range of theological variation within a religious body.

Our questionnaire addresses the fact that some members of what have been historically defined as Protestant denominations do not consider themselves Protestants. The use of a subjective and objective code for the respondent's religious preference allows both pieces of information to be coded. The objective code has been described up to this point. It is based on conventional grouping of denominations into larger categories of religious faith (Protestant, Catholic, Jewish, Other, and None). The subjective code concerns itself only with Protestant denominations. The information is provided by the respondent about his/her understanding of the religious category (Protestant or Other) into which their particular denominational affiliation falls. In an interview we ask directly "Do you consider this to be a Protestant denomination?" in order to determine whether the respondent has simply neglected to mention the Protestant

affiliation or believed that the particular faith was not Protestant (questions C5 and C6).

The use of a subjective and objective code, the development of this code from an on-going national survey, and the theological orientation of this scheme all suggest that this is an inclusive and useful coding system. This coding scheme contains all of the information in Lenski's code, but additional detail and refinement facilitate analysis of the impact of religious affiliations on individual behavior. Because of its history as a nation of religious diversity, an attempt must be made to consolidate the many religious groups that exist in the United States without losing their variations. The use of this code organizes the many groups into broader categories of religious orientation, while retaining the theological variation within and among groups. This level of detail will allow the researcher to choose a level of specificity appropriate to the analysis desired.

-- Notes --

1. Variation in theology is examined extensively in Tom Smith's unpublished technical memo Classifying Protestant Denominations. In determining the theological diversity among groups Smith compared other classifying schemes, noted inter-church association affiliations, i.e. National Council of Christian Churches, etc., interviewed laity and clergy, and consulted standard denomination reference works. It is his comparative work which was used primarily to evaluate the theological affiliations of Detroit area religious groups.

jam

Here they are

Enjoy!

Please note following recodes for
this trans

Income :

- 1 = valid amounts
- 6 = just mess up
- 7 = Refusal
- 8 = DK
- 9 = NA
- 0 = map

Occupation :

- 1 = Blue collar
- 2 = White collar
- 8 = DK
- 9 = NA
- 0 = map

Also, we omitted from these files:

- Case ID
- segment #
- line #
- tract #
- date of IW

- IW in minutes
- (IW)edit in minutes
- sample ID
- Birthdate R (6 digits)
- IW time
- Industry (R, FA, MO, Sp)

(over)

Also please remember R relig pref. sum
not completely finalized (as message
12/16 informed you).

Happy holidays! Any questions? Call.

Dawn + Lynn

INDEX TO 1987 DAS

	<u>Question #s</u>	<u>Variable #s</u>
ATTITUDES		
birth control	F6	238
candidates	B8-B9	102-103
divorce	F5	237
drinking	F3-F4	235-236
free speech	B10-B13	104-107
future	B21, E45-E46, H68	115, 229-230, 313
gambling	F1-F2	233-234
ministry as an occupation	E8, E17-E18, E31	193, 202-203, 216
public welfare	B1, B19	95, 113
race relations	B14, B16-B17	108, 110-111.
school prayer	E42-E43	226-227
women as religious leaders	E9, E19, E32	194, 204, 217
BIBLE		
in public schools	E42-E43	226-227
reading	D52-D55	174-177
recognition of characters	D46-D49	381-384
truth of	D45	171
CHILDREN		
current status of R's	G7-G12	438-474
future	B21, E45	115, 229
number R expects	G4-G5	249-250
number R has	G2-G2a, G7	246-247, 438
parochial school	G18, G29	256, 266
prayer	G21-G22, G32-G33	259-260, 269-270
religious preference	G11-G12, G37-G39	442-443, 447-448, 452-453, 457-458, 463-464, 468-469, 473-474, 479
religious training	G14-G17, G19, G25-G28	253, 475-476, 254-255, 257, 263, 477-478, 264-265
Sunday School attendance	G16, G19, G27, G30	254, 257, 264, 267
values to learn	B22-B25	116-119
CHURCH		
activities	C44-C46	364-367
and social issues	D44	170
attendance of R	C32-C40, C42-C43	134-136, 362-363, 137-140, 142-143
..of R's children	G12, G16, G20, G27 G31	443, 448, 453, 458, 464, 469, 474, 254, 258, 264, 268
..of R's spouse	H52	300
God's expectations re.	D20, D23, D25	151, 154, 156
membership	C13, C41	128, 141
reasons for attendance	C33	135
Sunday School	C12, G16, G19, G27, G30	127, 254, 257, 264, 267
teachings	D33, E16	161, 201

DEMOGRAPHICS

age	G1, G3	243-245, 248
children	G2-G2a, G4-G13, G36-G39	246-247, 249-252, 438-474, 273, 479
education of R	H1-H5	274-279
..of R's spouse	H40-H44	294-299
friends	E49-E53	407-437
marital status	A35-A48, H28	75-88, 286
occupation of R	A5-A21	52-55, 330-331, 56-63, 332-333
..of R's spouse	H29-H39	287-290, 537-538, 291-293
parents	C14-C21, C25-C28	129, 352-353, 130, 354-355, 132, 358-359
political preference	B2-B3, H16-H17, H56-H57	96-97, 284-285, 304-305
race	B15, J3	109, 318
religious preference	C2-C6, D39, D51, E1	342-344, 166, 173, 325
residence	A2-A4	48-51
sex	J2	317
siblings	H23-H27	493-536

EDUCATION

of R	H1-H5	274-279
of R's children	G14-G15, G18, G25, G26, G29	253, 475-476, 256, 263, 477-478, 266
of R's friends	E52	411-412, 417-418, 423-424, 429-430, 435-436
of R's parents	H6-H7	280-283
of R's siblings	H26	498-499, 504-505, 510-511, 516-517, 522-523, 528-529, 534-535
of R's spouse	H40-H44	294-299
parochial schools	G18, G29, H4-H5, H43-H44	256, 266, 278-279, 298-299
public school prayer	E42-E43	226-227
racial segregation	B14	108

EMPLOYMENT

happier not working of R	A23-A24, A33-A34 A5-A21, D68	65, 334-335, 74, 336-337 52-55, 330-331, 56-63, 332-333, 182
of R's father	H8-H10	480-481
of R's mother	H11-H15	482-485
of R's spouse	H29-H39	287-290, 537-538, 291-293
preferences in job	A25-A32	66-73
religious occupations	D25, E8, E17-E18, E31	156, 193, 202-203, 216
self-employment	A13-A15, A20-A21, H37-H39	56-58, 63, 332-333, 291-293
subordinates/supervisors	A16-A19	59-62

ETHICS

God's preferences	D19-D20, D23-D24, D32	150-151, 154-155, 160
moral issues	F1-F10	233-242
of political candidates	B8-B9	102-103
science vs. religion	D65-D67	398-401

FAMILY - see also CHILDREN, MARRIAGE

attitudes toward R's	E6-E7, E14-E15,	191-192, 199-200,
religious preference	E25-E26, E38-E39	210-211, 223-224
income	B30-B31, H62-H67	124-125, 306-312
more important than friends	E48	232
observation of religious		
customs	E27-E30	212-215
R's childhood	C12-C17c, G23-G24, G34-G35	127-129, 352-353, 261-262, 271-272
R's children	G2-G39	246-251, 438-474, 252-253, 475-476, 254-263, 477-478, 264-273, 479
R's parents	C14-C31	129, 352-353, 130, 354-357, 131-132, 358-361, 133
R's siblings	H23-H27	493-536
relative health	E47	231
religious preference of	E2, E10, E21, E34,	326, 195, 206, 219, 442-443,
relatives	G11-G12, G37, H27, H45	447-448, 452-453, 457-458, 463-464, 468-469, 473-474, 479, 500, 506, 512, 518, 524, 530, 536, 539
satisfaction with	B29, H69	123, 314

FINANCES

ideal income	H66-H67	310-312
income	H62-H65	306-309
installment/credit buying	A49-A52	89, 338-339, 90, 340-341
record-keeping	A53	91
satisfaction with income	B30-B31	124-125
saving	A54-A56	92-94

FORM EXPERIMENTS

A22, E41	64, 225
----------	---------

FREE SPEECH

anti-president	B10	104
anti-religion	B11	105
by religious leaders	D44	170
pro-communism	B13	107
pro-fascism	B12	106

FRIENDS

attitudes toward R's	E6-E7, E14-E15,	191-192, 199-200,
religious preference	E25-E26, E38-E39	210-211, 223-224
closest friends	E49-E53	407-437
more important than relatives	E48	232
religious preference of	E4-E5, E12-E13,	328, 190, 197-198, 208-209,
	E23-E24, E36-E37,	221-222, 413, 419, 425,
	E53	431, 437

GOD

afraid of	D22	153
answers prayers	D15	146
belief in	D1-D2, D6-D7, D31	*, 159
doubted	D3, D28-D30	*, 158, 372-375
God's expectations of people	D19-D20, D23-D25, D32	150-151, 154-156, 160
heavenly father	D12-D14	370, 145
punishes, judges	D18-D19	149-150
strength from	D6-D7, D14	*, 145
worship	D20, D23	151, 154

GOVERNMENT

elections	B4-B7	98-101
free speech	B10-B13	104-107
nuclear war	B18	112
officials care	B19	113
presidential candidates' views	B8-B9	102-103
provide public services	B1	95

INTER-DENOMINATIONAL RELATIONS

changing religions	E6-E7, E14-E15,	191-192, 199-200,
	E25-E26, E38-E39	210-211, 223-224
intermarriage	E3, E11, E22, E35	327, 196, 207, 220
which religion closer to R's	E33	218

LIFE SATISFACTION

	B26-B31, H69	210-125, 314
--	--------------	--------------

MARRIAGE

divorce	A36, A42, A48	76, 82, 88
length of marriage	A41, A43-A44	81, 83-84
living together without	A35, A37	75, 77
marital status of R	A35-A44	75-84
of priests	E20	205
R's current marriage	A40, A43-A44	80, 83-84
R's previous marriage(s)	A36, A38-A42	76, 78-82
R's spouse's previous		
marriage(s)	A45-A48	85-88
within own religion	E3, E11, E22, E35	327, 196, 207, 220

NATIONALITY		
of R	H18-H22	486-492
of R's spouse	H58-H61	546-551
race of R	B15, J3	109, 318
POLITICS		
and religion	D42-D44	169, 378-379, 170
candidates	B8-B9	102-103
free speech	B10-B13	104-107
party preference of R	B2-B3	96-97
..of R's parents	H16-H17	284-285
..of R's spouse	H56-H57	304-305
voting	B4-B7	98-101
PRAYER		
by R	D10-D11, G23-G24, G34-G35	*, 261-262, 271-272
by R's children	G17, G28	255, 265
by R's spouse	H54-H55	302-303
dial-a-prayer	D63-D64	180-181
frequency	D16, G22, G24, G33	147, 260, 262, 270
God answers	D15	146
in public schools	E42-E43	226-227
RELIGIOUS ACTIVITY - see also CHURCH		
activities and organizations	C44-C46	364-367
attendance	C12, C32-C33, C40, C42-C43, G20, G31, H52-H53	127, 134-135, 140, 142-143, 258, 268, 300-301
Bible reading	D52-D55	174-177
changes in	C34-C37, C43	136, 362-363, 137, 143
membership	C13, C38-C43	128, 138-143
observe Jewish customs	E27-E30	212-215
particular church	C39-C40, C43	139-140, 143
religious TV, radio, books, magazines; dial-a-prayer	D56-D60, D63-D64	384-397, 180-181
Sunday School attendance	C12, D61-D62, G16, G19, G27, G30	127, 178-179, 254, 257, 264, 267
RELIGIOUS BELIEFS		
and politics	B8, D42-D44	102, 169, 378-379, 170
and science	D65-D67	398-401
attitudes on moral issues	F1-F10	233-242
believe Catholic teaching	E16	201
Bible's origin	D45	171
changing religions	E6-E7, E14-E15, E25-E26, E38-E39	191-192, 199-200, 210-211, 223-224
end of world	D21	152
God's expectations	D20, D23	151, 154
importance of others' faith	E3-E4, E11-E12, E22-E23, E35-E36	327-328, 196-197, 207-208, 220-221
influences on	D34-D35, D70, D74	162-163, 184, 187
interest in religion	C1, D50	126, 172
Jesus	D26-D27	157, 371

leaders' opinions	B8, D44	102, 170
life after death	D8-D9, D17-D19	*, 148-150
marriage of priests	E20	205
ministry as an occupation	E8, E17-E18, E31	193, 202-203, 216
observe Jewish customs	E27-E30	212-215
other spiritual beliefs	D4-D5, D8-D11, D26-D27	*, 157, 371
question church teachings	D33, E16	161, 201
relative strength of belief of R	C47-C48	144, 368-369
..of R's father	C24	131
..of R's mother	C31	133
spiritual experiences	D36-D38, D40-D41	164, 376-377, 165, 167-168
talk at work	D69-D72	183-184, 402-403, 185
talk with neighbors	D73-D76	186-187, 404-405, 188
women as religious leaders	E9, E19, E32	194, 204, 217

RELIGIOUS PREFERENCE

of R	C2-C7, D39, D51, E1	342-345, 166, 173, 325
..previously	C8-C11	346-351
of R's children	G11, G37-G39	442, 447, 452, 457, 463, 468, 473, 479
..previously	G12	443, 448, 453, 458, 464, 469, 474
of R's co-workers	D71-D72	402-403, 185
of R's father	C19-C21	354-355
..previously	C22-C23	356-357
of R's friends	E53	413, 419, 425, 431, 437
of R's mother	C26-C28	358-359
..previously	C29-C30	360-361
of R's neighbors	D75-D76	404-405, 188
of R's siblings	H27	500, 506, 512, 518, 524, 530, 536
of R's spouse	H45-H47	539
..previously	H48-H51	540-545
attitudes toward changing	E6-E7, E14-E15, E25-E26, E38-E39	191-192, 199-200, 210-211, 223-224

SCHOOL - see EDUCATION

SEGREGATION

neighborhood	B16-B17	110-111
schools	B14	108

SOCIAL ISSUES

free speech	B10-B13, D44	104-107, 170
government and welfare	B1	95
nuclear war	B18	112
rely on others	B19-B20	113-114
segregation	B14, B16-B17	108, 110-111

VALUES

God's preferences	D32	160
of political candidates	B8-B9	102-103
patriotism	D31	159
public officials care	B19	113
trusting others	B20, E44	114, 228

WOMEN AS RELIGIOUS LEADERS E9, E19, E32 194, 204, 217

WORK - see EMPLOYMENT

```
0  $SIGNON * PRIO=MIN PRINTER=PAGE PAPER=3HOLE PAGES=900 T=5M COPIES=4 DELIVERY=ISR3 'DAWN VON THURN'
1  $MOUNT 129-FIFE-574 9TP *T* VOL=DAS
2  $R ISR:OSIRIS.IV SPRINT=-A
3  &RECODE
4      RECODE=1
5  &
6  & RECODES FOR INCOME BRACKETED 0,1,6,7,8,9
7  &
8      V306=RECODE V306(O)=0, (1-9000000)=1, (9999996)=6, (9999997)=7, (9999998)=8, (9999999)=9, TAB=A
9      V308=RECODE V308, TAB=A
10     V311=RECODE V311, TAB=A
11  &
12  & RECODES FOR OCCUPATION BRACKETED 0,1,2,8,9
13  &
14     V330=RECODE V330(O)=0, (1-399)=1, (400-985)=2, (998)=8, (999)=9, TAB=B
15     V480=RECODE V480, TAB=B
16     V484=RECODE V484, TAB=B
17     V537=RECODE V537, TAB=B
18  &
19  & MDATA RECODES (TEMP)
20  &
21     MDATA V139,V143,V329,V459(O,8)
22     MDATA V243(9999999,9999998)
23     MDATA V244(99,98)
24     MDATA V246(O,9)
25     END
26  &TABLES DICTIN=*T*(F=1) DATAIN=*T*(F=2)
27  DAS.103 FREQ TABLES FOR 1987 DAS DATA - FINALIZED VERSION 12/15/87
28  P=DI R=1
29  V=V1-V2,V6,V8-V17,V19-V42,V46-V242,V244-V315,V317-V330,V332-V480, -
30  V482-V484,V486-V537,V539-V567 DEL=(MD1,MD2) P=ROW%
31  &END
32  STOP
33  $L DAS.103(O) *PRINT*
34  $C -A *PRINT*
```

```
$C -A *PRINT*
```

```

TTTTT HH HH EEEEE
TT HH HH EE
TT HHHHH EEEEE
TT HH HH EE
TT HH HH EEEEE

```

```

000000000 SSSSSSSSS IIIIIIIII RRRRRRRRRR IIIIIIIII SSSSSSSSS IIIIIIIII VV VV
00000000000 SSSSSSSSSSS IIIIIIIII RRRRRRRRRRR IIIIIIIII SSSSSSSSSSS IIIIIIIII VV VV
00 00 SS SS II RR RR II SS SS VV VV
00 00 SS II RR RR II SS VV VV
00 00 SSS II RR RR II SSS VV VV
00 00 SSSSSSSSS II RRRRRRRRRR II SSSSSSSSS II VV VV
00 00 SSSSSSSSS II RRRRRRRRRR II SSSSSSSSS II VV VV
00 00 SSS II RR RR II SSS II VV VV
00 00 SS II RR RR II SS SS II VV VV
00 00 SS SS II RR RR II SS SS II VV VV
00000000000 SSSSSSSSSSS IIIIIIIII RR RR IIIIIIIII SSSSSSSSSSS IIIIIIIII VVVV VV
0000000000 SSSSSSSSS IIIIIIIII RR RR IIIIIIIII SSSSSSSSS IIIIIIIII VV

```

STATISTICAL ANALYSIS AND DATA MANAGEMENT
SOFTWARE SYSTEM

VERSION IV.11

DEVELOPED BY THE UNIVERSITY OF MICHIGAN INSTITUTE FOR SOCIAL RESEARCH

*** WHILE OSIRIS IV HAS BEEN CAREFULLY DEVELOPED AND TESTED FOR ***
 ACCURACY AND PROPER FUNCTIONING, THE SURVEY RESEARCH CENTER
 THE INSTITUTE FOR SOCIAL RESEARCH, OR THE UNIVERSITY OF MICH-
 IGAN CANNOT GUARANTEE THE ACCURACY OR CORRECTNESS OF OSIRIS IV
 IN ALL CASES. IF ANY ERRONEOUS RESULTS ARE OBSERVED, PLEASE
 *** CONTACT: ***

SURVEY RESEARCH CENTER
 COMPUTING SECTION
 UNIVERSITY OF MICHIGAN
 BOX 1248
 ANN ARBOR, MI 48106
 (313) 764-4417

COPYRIGHT (C) 1979, 80, 81, 82, 83, 84, 85, 86, 87, 88, THE UNIVERSITY OF MICHIGAN. ALL RIGHTS RESERVED.

OSIRIS IV RELEASE 11 (December 1987)

Release 11 incorporates the following additions and changes:

New commands:

- DBUILD - creates an OSIRIS directly structured dataset, a complex network dataset allowing one-to-one, one-to-many, many-to-one and many-to-many relationships.
- DCOR - corrects values of variables in an OSIRIS directly structured dataset.
- DLOOK - creates a rectangular OSIRIS dataset from an OSIRIS directly structured dataset optionally allowing subsetting of both occurrences and variables and providing for new relationships.
- LIFETAB - calculates survival, termination and hazard rates using a multiple-decrement "life table" or "actuarial" approach.

The following changes have been made to existing commands:

- SET - new capability added to call user I/O routines instead of OSIRIS I/O routines.
- MERCHECK- changed to write bad records to a file that has the same record length as the input data. Formerly, bad records were written to a card image data file.

Please see your OSIRIS contact person for further documentation or contact OSIRIS as indicated on the preceding page.

OSIRIS IV MONITOR SYSTEM
04:26:19 DEC 17, 1987

&RECODE

RECODE=1

&

& RECODES FOR INCOME BRACKETED 0,1,6,7,8,9

&

V306=RECODE V306(O)=0, (1-9000000)=1, (9999996)=6, (9999997)=7, (9999998)=8, (9999999)=9, TAB=A
V308=RECODE V308, TAB=A
V311=RECODE V311, TAB=A

&

& RECODES FOR OCCUPATION BRACKETED 0,1,2,8,9

&

V330=RECODE V330(O)=0, (1-399)=1, (400-985)=2, (998)=8, (999)=9, TAB=B
V480=RECODE V480, TAB=B
V484=RECODE V484, TAB=B
V537=RECODE V537, TAB=B

&

& MDATA RECODES (TEMP)

&

MDATA V139, V143, V329, V459(O,8)
MDATA V243(999999,999998)
MDATA V244(99,98)
MDATA V246(O,9)
END

***** Normal termination of RECODE \$ 0.02 0.12 secs

OSIRIS IV MONITOR SYSTEM
04:26:22 DEC 17, 1987

&TABLES DICTIN=*T*(F=1) DATAIN=*T*(F=2)

DAS.103 FREQ TABLES FOR 1987 DAS DATA - FINALIZED VERSION 12/15/87

P=DI R=1

V=V1-V2,V6,V8-V17,V19-V42,V46-V242,V244-V315,V317-V330,V332-V480, V482-V484,V486-V537,V539-V567 DEL=(MD1,MD2) P=ROW%

*** TABLES -- CROSSTAB AND RANK ORDER STATISTICS ***

DEC 17, 1987 DAS.103 FREQ TABLES FOR 1987 DAS DATA - FINALIZED VERSION 12/15/87

TABLES 1

ILLEGAL CHARACTERS IN THE DATA WILL
BE TREATED AS MISSING DATA 1

THE DATA ARE NOT WEIGHTED

THE DATA WERE TRANSFORMED BY RECODE NUMBER 1

VAR#	VARIABLE NAME	GROUP	COL	WIDTH	NDEC	TYPE	MDCODE1	MDCODE2	RESP	REFNO	ID
V1	STUDY NUMBER	0	1	3	0	C			1	1	
V2	SCREEN NUMBER	0	4	1	0	C			1	2	
V6	HOUSEHOLD NUMBER	0	15	1	0	C			1	6	
V8	NUMBER TRACTS/SEG	0	22	1	0	C			1	8	
V9	SAMPLE UPDATE	0	23	1	0	C			1	9	
V10	NEW COVERSHEETS	0	24	1	0	C			1	10	
V11	INTERVIEWER	0	25	4	0	C			1	11	
V12	STAFF FIRST CALL	0	29	1	0	C			1	12	
V13	STAFF LAST CALL	0	30	1	0	C			1	13	
V14	TOTAL CALLS	0	31	2	0	C			1	14	
V15	ALL NOC	0	33	1	0	C			1	15	
V16	FINAL OUTCOME	0	34	2	0	C			1	16	
V17	FINAL OUTCOME SUMMARY	0	36	1	0	C			1	17	
V19	DAY INTERVIEW	0	40	1	0	C			1	19	
V20	PERSUASION LETTER	0	41	1	0	C			1	20	
V21	VERIFICATION	0	42	1	0	C			1	21	
V22	RECONTACT	0	43	1	0	C			1	22	
V23	SEX OF R	0	44	1	0	C			1	23	
V24	AGE OF R	0	45	2	0	C			1	24	
V25	HU - ADULTS 21/+	0	47	2	0	C			1	25	
V26	HU - MALES 21/+	0	49	2	0	C			1	26	
V27	HU - FEMALES 21/+	0	51	2	0	C			1	27	
V28	HU - MALES 21-30	0	53	1	0	C			1	28	
V29	HU - MALES 31-40	0	54	1	0	C			1	29	

VAR#	VARIABLE NAME	GROUP	COL	WIDTH	NDEC	TYPE	MDCODE1	MDCODE2	RESP	REFNO	ID
V30	HU - MALES 41-50	0	55	1	0	C			1	30	
V31	HU - MALES 51-60	0	56	1	0	C			1	31	
V32	HU - MALES 61-70	0	57	1	0	C			1	32	
V33	HU - MALES 71-80	0	58	1	0	C			1	33	
V34	HU - MALES 81/+	0	59	1	0	C			1	34	
V35	HU - FEMALES 21-30	0	60	1	0	C			1	35	
V36	HU - FEMALES 31-40	0	61	1	0	C			1	36	
V37	HU - FEMALES 41-50	0	62	1	0	C			1	37	
V38	HU - FEMALES 51-60	0	63	1	0	C			1	38	
V39	HU - FEMALES 61-70	0	64	1	0	C			1	39	
V40	HU - FEMALES 71-80	0	65	1	0	C			1	40	
V41	HU - FEMALES 81/+	0	66	1	0	C			1	41	
V42	X/Y FORM	0	67	1	0	C			1	42	
V46	FORM X/Z	0	81	1	0	C			1	46	
V47	A1.INTERV START TIME	0	82	1	0	C			1	47	
V48	A2.YRS DETROIT AREA	0	83	2	0	C		98	1	48	
V49	A2.YRS AREA SUMMARY	0	85	1	0	C		8	1	49	
V50	A3.BIRTHPLACE	0	86	3	0	C		998	1	50	
V51	A4.YEARS THIS RESIDENCE	0	89	2	0	C	99		1	51	
V52	A5.WORK FOR PAY	0	91	1	0	C		8	1	52	
V53	A6.HRS WORKED LAST WEEK	0	92	2	0	C	0	98	1	53	
V54	A7.WORK STATUS	0	94	1	0	C		8	1	54	
V55	A8.EVER WORKED	0	95	1	0	C	0	8	1	55	
V56	A13.SELF-EMPLOYED	0	96	1	0	C	0	8	1	56	
V57	A14.EMPLOY OTHERS	0	97	1	0	C	0	8	1	57	
V58	A15.NUMBER EMPLOYED	0	98	1	0	C	0	8	1	58	
V59	A16.HAVE SUPERVISOR	0	99	1	0	C	0	8	1	59	
V60	A17.SUPERV HAS SUPERV	0	100	1	0	C	0	8	1	60	

VAR#	VARIABLE NAME	GROUP	COL	WIDTH	NDEC	TYPE	MDCODE1	MDCODE2	RESP	REFNO	ID
V61	A18.R SUPERVISES	0	101	1	0	C	0	8	1	61	
V62	A19.R SUBORDS SUPERV	0	102	1	0	C	0	8	1	62	
V63	A20.OWN BUSINESS	0	103	1	0	C	0	8	1	63	
V64	A22.CKPT X/Z FORM	0	104	1	0	C		3	1	64	
V65	A23.X HAPPY IN WORK	0	105	1	0	C	0	8	1	65	
V66	A25.X WORK VALUES 1ST	0	106	1	0	C	0	8	1	66	
V67	A26.X WORK VALUES 2ND	0	107	1	0	C	0	8	1	67	
V68	A27.X WORK VALUES 3RD	0	108	1	0	C	0	8	1	68	
V69	A28.X WORK VALUES 4TH	0	109	1	0	C	0	8	1	69	
V70	A29.Z WORK VALUES 1ST	0	110	1	0	C	0	8	1	70	
V71	A30.Z WORK VALUES 2ND	0	111	1	0	C	0	8	1	71	
V72	A31.Z WORK VALUES 3RD	0	112	1	0	C	0	8	1	72	
V73	A32.Z WORK VALUES 4TH	0	113	1	0	C	0	8	1	73	
V74	A33.Z HAPPY IN WORK	0	114	1	0	C	0	8	1	74	
V75	A35.MARITAL STATUS	0	115	1	0	C	0	8	1	75	
V76	A36.YRS WIDOWED ETC.	0	116	2	0	C	0	98	1	76	
V77	A37.LIVE-IN MARRIAGE	0	118	1	0	C	0	8	1	77	
V78	A38.EVER MARRIED	0	119	1	0	C	0	8	1	78	
V79	A39.NUMBER MARRIAGES	0	120	1	0	C	0	8	1	79	
V80	A40.CKPT:NUMBER MARR	0	121	1	0	C	0	8	1	80	
V81	A41.YRS 1ST MARR	0	122	2	0	C	0	98	1	81	
V82	A42.END 1ST MARR	0	124	1	0	C	0	8	1	82	
V83	A43.YRS ONLY MARR	0	125	2	0	C	0	98	1	83	
V84	A44.YRS RECENT MARR	0	127	2	0	C	0	98	1	84	
V85	A45.SPOUSE 1ST MARR	0	129	1	0	C	0	8	1	85	
V86	A46.RECENT SPOUSE 1ST MA	0	130	1	0	C	0	8	1	86	
V87	A47.YRS SPOUSE 1ST MARR	0	131	2	0	C	0	98	1	87	
V88	A48.END SPOUSE 1ST MARR	0	133	1	0	C	0	8	1	88	

VAR#	VARIABLE NAME	GROUP	COL	WIDTH	NDEC	TYPE	MDCODE1	MDCODE2	RESP	REFNO	ID
V89	A49.CREDIT CARD	0	134	1	0	C	0	8	1	89	
V90	A51.INSTALLMENT BUYING	0	135	1	0	C	0	8	1	90	
V91	A53.KEEP RECORDS	0	136	1	0	C	0	8	1	91	
V92	A54.SAVINGS/INVESTMENTS	0	137	1	0	C	0	8	1	92	
V93	A55.MONTHLY SAVINGS	0	138	1	0	C	0	8	1	93	
V94	A56.SAVE IF DO WITHOUT	0	139	1	0	C	0	8	1	94	
V95	B1.GOV'T IN HOUSING ETC	0	140	1	0	C	0	8	1	95	
V96	B2.PARTY ID	0	141	1	0	C	0	8	1	96	
V97	B3.PARTY CLOSER	0	142	1	0	C	0	8	1	97	
V98	B4.VOTE 1984	0	143	1	0	C	0	8	1	98	
V99	B5.VOTE PRES	0	144	1	0	C	0	8	1	99	
V100	B6.VOTE 1986	0	145	1	0	C	0	8	1	100	
V101	B7.VOTE GOV	0	146	1	0	C	0	8	1	101	
V102	B8.CAND PREFER	0	147	1	0	C	0	8	1	102	
V103	B9.PRES BY RULES	0	148	1	0	C	0	8	1	103	
V104	B10.FREE SPEECH	0	149	1	0	C	0	8	1	104	
V105	B11.SPEECH V.RELIG	0	150	1	0	C	0	8	1	105	
V106	B12.SPEECH FOR FASCISM	0	151	1	0	C	0	8	1	106	
V107	B13.SPEECH FOR COMMUN	0	152	1	0	C	0	8	1	107	
V108	B14.SCHOOLS	0	153	1	0	C	0	8	1	108	
V109	B15.CHKPT R RACE	0	154	1	0	C	0	8	1	109	
V110	B16.WHITE MOVED IN	0	155	1	0	C	0	8	1	110	
V111	B17.BLACK MOVED IN	0	156	1	0	C	0	8	1	111	
V112	B18.NUCLEAR WAR	0	157	1	0	C	0	8	1	112	
V113	B19.OFFICIALS INTERESTED	0	158	1	0	C	0	8	1	113	
V114	B20.COUNT ON	0	159	1	0	C	0	8	1	114	
V115	B21.CHILDREN FUTURE	0	160	1	0	C	0	8	1	115	
V116	B22.CHILD VALUES 1ST	0	161	1	0	C	0	8	1	116	

VAR#	VARIABLE NAME	GROUP	COL	WIDTH	NDEC	TYPE	MDCODE1	MDCODE2	RESP	REFNO	ID
V117	B23.CHILD VALUES 2ND	0	162	1	0	C	0	8	1	117	
V118	B24.CHILD VALUES 3RD	0	163	1	0	C	0	8	1	118	
V119	B25.CHILD VALUES 4TH	0	164	1	0	C	0	8	1	119	
V120	B26.SATISF DETROIT	0	165	1	0	C	0	8	1	120	
V121	B27.SATISF NEIGHBORHOOD	0	166	1	0	C	0	8	1	121	
V122	B28.SATISF LIFE	0	167	1	0	C	0	8	1	122	
V123	B29.SATISF FAMILY	0	168	1	0	C	0	8	1	123	
V124	B30.SATISF INCOME	0	169	1	0	C	0	8	1	124	
V125	B31.SATISF LIVING STANDA	0	170	1	0	C	0	8	1	125	
V126	C1.RELIGION INTEREST	0	171	1	0	C	0	8	1	126	
V127	C12.SUNDAY SCHOOL	0	172	1	0	C	0	8	1	127	
V128	C13.JOIN CHURCH	0	173	1	0	C	0	8	1	128	
V129	C14.LIVE WITH PARENTS	0	174	1	0	C	0	8	1	129	
V130	C18.FATHER LIVING	0	175	1	0	C	0	8	1	130	
V131	C24.FA RELIGIOSITY	0	176	1	0	C	0	8	1	131	
V132	C25.MOTHER LIVING	0	177	1	0	C	0	8	1	132	
V133	C31.MO RELIGIOSITY	0	178	1	0	C	0	8	1	133	
V134	C32.ATTEND SERVICES	0	179	1	0	C	0	8	1	134	
V135	C33.REASON ATTEND	0	180	2	0	C	0	98	1	135	
V136	C34.CHANGE ATTEND	0	182	1	0	C	0	8	1	136	
V137	C36.CHANGE ATTEND	0	183	1	0	C	0	8	1	137	
V138	C38.USUAL CHURCH	0	184	1	0	C	0	8	1	138	
V139	C39.CHURCH NAME	0	185	1	0	C	0	8	1	139	
V140	C40.MAIN CHURCH	0	186	1	0	C	0	8	1	140	
V141	C41.MEMBER CHURCH	0	187	1	0	C	0	8	1	141	
V142	C42.YEARS ATTEND	0	188	2	0	C	0	98	1	142	
V143	C43.LAST CHURCH	0	190	1	0	C	0	8	1	143	
V144	C47.CHANGE INTEREST	0	191	1	0	C	0	8	1	144	

VAR#	VARIABLE NAME	GROUP	COL	WIDTH	NDEC	TYPE	MDCODE1	MDCODE2	RESP	REFNO	ID
V145	D14.HEAVENLY FATHER	0	192	1	0	C	0	8	1	145	
V146	D15.ANSWERS PRAYERS	0	193	1	0	C	0	8	1	146	
V147	D16.PRAY HOW OFTEN	0	194	1	0	C	0	8	1	147	
V148	D17.LIFE AFTER DEATH	0	195	1	0	C	0	8	1	148	
V149	D18.PUNISH/REWARD	0	196	1	0	C	0	8	1	149	
V150	D19.FAITH/LIFE LED	0	197	1	0	C	0	8	1	150	
V151	D20.WEEKLY WORSHIP	0	198	1	0	C	0	8	1	151	
V152	D21.WORLD SOON END	0	199	1	0	C	0	8	1	152	
V153	D22.ABRAID OF GOD	0	200	1	0	C	0	8	1	153	
V154	D23.TREAT PEOPLE/ATTEND	0	201	1	0	C	0	8	1	154	
V155	D24.GET AHEAD/SATISF	0	202	1	0	C	0	8	1	155	
V156	D25.YOUR WORK IMPORT	0	203	1	0	C	0	8	1	156	
V157	D26.JESUS BELIEF	0	204	1	0	C	0	8	1	157	
V158	D28.DOUBTED	0	205	1	0	C	0	8	1	158	
V159	D31.GOOD AMERICAN	0	206	1	0	C	0	8	1	159	
V160	D32.ASK GOD DECISIONS	0	207	1	0	C	0	8	1	160	
V161	D33.QUESTION CHURCH	0	208	1	0	C	0	8	1	161	
V162	D34.INFLUENCE BELIEFS	0	209	2	0	C	0	98	1	162	
V163	D35.INFLUENCE-2ND	0	211	2	0	C	0	98	1	163	
V164	D36.RELIGIOUS EXPERIENCE	0	213	1	0	C	0	8	1	164	
V165	D37.IMPORTANT	0	214	1	0	C	0	8	1	165	
V166	D39.CHKPT:CHRISTIAN	0	215	1	0	C	0	8	1	166	
V167	D40.JESUS SAVIOR	0	216	1	0	C	0	8	1	167	
V168	D41.ENCOURAGE OTHERS	0	217	1	0	C	0	8	1	168	
V169	D42.EFFECT ON POLITICS	0	218	1	0	C	0	8	1	169	
V170	D44.PULPIT POLITICS	0	219	1	0	C	0	8	1	170	
V171	D45.BIBLE VIEWS	0	220	1	0	C	0	8	1	171	
V172	D50.CHKPT:INTEREST	0	221	1	0	C	0	8	1	172	

VAR#	VARIABLE NAME	GROUP	COL	WIDTH	NDEC	TYPE	MDCODE1	MDCODE2	RESP	REFNO	ID
V173	D51.CHKPT:RELIGION	0	222	1	0	C	0	8	1	173	
V174	D52.READ BIBLE YEAR	0	223	1	0	C	0	8	1	174	
V175	D53.EVER READ BIBLE	0	224	1	0	C	0	8	1	175	
V176	D54.YEARS AGO	0	225	2	0	C	0	98	1	176	
V177	D55.HOW OFTEN	0	227	1	0	C	0	8	1	177	
V178	D61.TV RELIGIOUS	0	228	1	0	C	0	8	1	178	
V179	D62.HOW MANY RELIGIOUS	0	229	1	0	C	0	8	1	179	
V180	D63.DIAL-A-PRAYER	0	230	1	0	C	0	8	1	180	
V181	D64.CALL HOW OFTEN	0	231	1	0	C	0	8	1	181	
V182	D68.CHKPNT:EMPLOYMENT	0	232	1	0	C	0	8	1	182	
V183	D69.TALK RELIG COWORKERS	0	233	1	0	C	0	8	1	183	
V184	D70.EFFECT ON BELIEFS	0	234	1	0	C	0	8	1	184	
V185	D72.COWORKERS FAITH	0	235	1	0	C	0	8	1	185	
V186	D73.TALK RELIG NEIGHBORS	0	236	1	0	C	0	8	1	186	
V187	D74.EFFECTS ON BELIEFS	0	237	1	0	C	0	8	1	187	
V188	D76.NEIGHBORS FAITH	0	238	1	0	C	0	8	1	188	
V189	CODER SCREEN ONE	0	239	1	0	C	0	8	1	189	
V190	E5.FRIENDS PROTESTANT	0	240	1	0	C	0	7	1	190	
V191	E6.DISCOURAGE CATHOLIC	0	241	1	0	C	0	8	1	191	
V192	E7.DISTURBED IF CATHOLIC	0	242	1	0	C	0	8	1	192	
V193	E8.MINISTRY GOOD FIELD	0	243	1	0	C	0	8	1	193	
V194	E9.WOMEN MINISTERS	0	244	1	0	C	0	8	1	194	
V195	E10.RELATIVES CATHOLIC	0	245	1	0	C	0	8	1	195	
V196	E11.MARRY CATHOLICS	0	246	1	0	C	0	8	1	196	
V197	E12.FRIENDS BE CATHOLICS	0	247	1	0	C	0	8	1	197	
V198	E13.YOUR FRIENDS CATHOLI	0	248	1	0	C	0	8	1	198	
V199	E14.DISCOURAGE PROTESTAN	0	249	1	0	C	0	8	1	199	
V200	E15.DISTURBED IF PROTEST	0	250	1	0	C	0	8	1	200	

VAR#	VARIABLE NAME	GROUP	COL	WIDTH	NDEC	TYPE	MDCODE1	MDCODE2	RESP	REFNO	ID
V201	E16.CATHOLIC TRUE CHURCH	0	251	1	0	C	0	8	1	201	
V202	E17.PRIEST GOOD FIELD	0	252	1	0	C	0	8	1	202	
V203	E18.NUN GOOD FIELD	0	253	1	0	C	0	8	1	203	
V204	E19.WOMEN PRIESTS	0	254	1	0	C	0	8	1	204	
V205	E20.PRIESTS MARRY	0	255	1	0	C	0	8	1	205	
V206	E21.RELATIVES JEWISH	0	256	1	0	C	0	8	1	206	
V207	E22.MARRY JEWISH	0	257	1	0	C	0	8	1	207	
V208	E23.FRIENDS JEWISH	0	258	1	0	C	0	8	1	208	
V209	E24.YOUR FRIENDS JEWISH	0	259	1	0	C	0	8	1	209	
V210	E25.DISCOURAGE CHRISTIAN	0	260	1	0	C	0	8	1	210	
V211	E26.DISTURBED IF CHRISTI	0	261	1	0	C	0	8	1	211	
V212	E27.SEDER	0	262	1	0	C	0	8	1	212	
V213	E28.FRIDAY CANDLES	0	263	1	0	C	0	8	1	213	
V214	E29.HANUKAH	0	264	1	0	C	0	8	1	214	
V215	E30.SEPARATE DISHES	0	265	1	0	C	0	8	1	215	
V216	E31.RABBI GOOD FIELD	0	266	1	0	C	0	8	1	216	
V217	E32.WOMEN RABBIS	0	267	1	0	C	0	8	1	217	
V218	E33.CLOSER CATH/PROT	0	268	1	0	C	0	8	1	218	
V219	E34.RELATIVES FAITH	0	269	1	0	C	0	8	1	219	
V220	E35.MARRY IN FAITH	0	270	1	0	C	0	8	1	220	
V221	E36.FRIENDS IN FAITH	0	271	1	0	C	0	8	1	221	
V222	E37.OWN FRIENDS IN FAITH	0	272	1	0	C	0	8	1	222	
V223	E38.DISCOURAGE PROT/CATH	0	273	1	0	C	0	8	1	223	
V224	E39.DISTURBED IF PROT/CA	0	274	1	0	C	0	8	1	224	
V225	E41.CHKPT:X/Z FORM	0	275	1	0	C	0	8	1	225	
V226	E42.X-SCHOOL PRAYER	0	276	1	0	C	0	8	1	226	
V227	E43.Z-SCHOOL PRAYER	0	277	1	0	C	0	8	1	227	
V228	E44.CARE NEXT FELLOW	0	278	1	0	C	0	8	1	228	

VAR#	VARIABLE NAME	GROUP	COL	WIDTH	NDEC	TYPE	MDCODE1	MDCODE2	RESP	REFNO	ID
V229	E45.HARDLY FAIR CHILDREN	0	279	1	0	C	0	8	1	229	
V230	E46.LIVE FOR TODAY	0	280	1	0	C	0	8	1	230	
V231	E47.SHARE OF SORROWS	0	281	1	0	C	0	8	1	231	
V232	E48.TIES FAMILY/FRIENDS	0	282	1	0	C	0	8	1	232	
V233	F1.GAMBLING	0	283	1	0	C	0	8	1	233	
V234	F2.LAWS VS GAMBLING	0	284	1	0	C	0	8	1	234	
V235	F3.DRINKING	0	285	1	0	C	0	8	1	235	
V236	F4.DRINKING AGE	0	286	1	0	C	0	8	1	236	
V237	F5.DIVORCE	0	287	1	0	C	0	8	1	237	
V238	F6.BIRTH CONTROL	0	288	1	0	C	0	8	1	238	
V239	F7.ABORT MORE CHILDREN	0	289	1	0	C	0	8	1	239	
V240	F8.ABORT DEFECTIVE	0	290	1	0	C	0	8	1	240	
V241	F9.SURROGATE MOTHERS	0	291	1	0	C	0	8	1	241	
V242	F10.TEST TUBE FERTIL	0	292	1	0	C	0	8	1	242	
V244	G1.YEAR BORN	0	299	2	0	C	99	98	1	244	
V245	G1.DECADE BORN	0	301	1	0	C	9	8	1	245	
V246	G2.RAISE CHILDREN	0	302	1	0	C	0	9	1	246	
V247	G2A.NUMBER CHILDREN	0	303	2	0	C	0	99	1	247	
V248	G3.CHKPT:R AGE	0	305	1	0	C	0	8	1	248	
V249	G4.MORE CHILDREN	0	306	1	0	C	0	8	1	249	
V250	G5.NUMBER CHILDREN ALL	0	307	2	0	C	0	98	1	250	
V251	G6.CHKPT:CHILDREN	0	309	1	0	C	0	8	1	251	
V252	G13.CHKPT:CHILDRENS AGES	0	310	1	0	C	0	8	1	252	
V253	G14.RELIG TRNG	0	311	1	0	C	0	8	1	253	
V254	G16.12 YR OLD DECIDE	0	312	1	0	C	0	8	1	254	
V255	G17.ENCOURAGE PRAY	0	313	1	0	C	0	8	1	255	
V256	G18.SCHOOLS	0	314	1	0	C	0	8	1	256	
V257	G19.SUNDAY SCHOOL	0	315	1	0	C	0	8	1	257	

VAR#	VARIABLE NAME	GROUP	COL	WIDTH	NDEC	TYPE	MDCODE1	MDCODE2	RESP	REFNO	ID
V258	G20.ATTEND WITH CHILDREN	0	316	1	0	C	0	8	1	258	
V259	G21.SAY GRACE	0	317	1	0	C	0	8	1	259	
V260	G22.HOW OFTEN	0	318	1	0	C	0	8	1	260	
V261	G23.GRACE GROWING UP	0	319	1	0	C	0	8	1	261	
V262	G24.HOW OFTEN	0	320	1	0	C	0	8	1	262	
V263	G25.RELIG TRNG	0	321	1	0	C	0	8	1	263	
V264	G27.12 YR OLD DECIDE	0	322	1	0	C	0	8	1	264	
V265	G28.ENCOURAGE PRAY	0	323	1	0	C	0	8	1	265	
V266	G29.SCHOOL TYPE	0	324	1	0	C	0	8	1	266	
V267	G30.SUNDAY SCHOOL	0	325	1	0	C	0	8	1	267	
V268	G31.ATTEND WITH CHILDREN	0	326	1	0	C	0	8	1	268	
V269	G32.SAY GRACE	0	327	1	0	C	0	8	1	269	
V270	G33.HOW OFTEN	0	328	1	0	C	0	8	1	270	
V271	G34.GRACE GROWING UP	0	329	1	0	C	0	8	1	271	
V272	G35.HOW OFTEN	0	330	1	0	C	0	8	1	272	
V273	G36.CHKPT:CHILDREN	0	331	1	0	C	0	8	1	273	
V274	H1.R EDUCATION YRS	0	332	2	0	C	98	98	1	274	
V275	H1.R EDUC.CATEGORY	0	334	1	0	C	0	8	1	275	
V276	H2.DIPLOMA	0	335	1	0	C	0	8	1	276	
V277	H3.COLLEGE DEGREE	0	336	1	0	C	0	8	1	277	
V278	H4.RELIGIOUS SCHLS	0	337	1	0	C	0	8	1	278	
V279	H5.YEARS RELIG SCHLS	0	338	2	0	C	0	98	1	279	
V280	H6.MOTHER EDUC YRS	0	340	2	0	C	0	98	1	280	
V281	H6.MO EDUC CATEGORY	0	342	1	0	C	0	8	1	281	
V282	H7.FATHER EDUC YRS	0	343	2	0	C	0	98	1	282	
V283	H7.FA EDUC CATEGORY	0	345	1	0	C	0	8	1	283	
V284	H16.FATHER PARTY ID	0	346	1	0	C	0	8	1	284	
V285	H17.MOTHER PARTY ID	0	347	1	0	C	0	8	1	285	

VAR#	VARIABLE NAME	GROUP	COL	WIDTH	NDEC	TYPE	MDCODE1	MDCODE2	RESP	REFNO	ID
V286	H28.CHKPT:MARITAL STATUS	0	348	1	0	C	0	8	1	286	
V287	H29.SPOUSE WORKING	0	349	1	0	C	0	8	1	287	
V288	H30.HOURS WORKED	0	350	2	0	C	0	98	1	288	
V289	H31.SPOUSE NOT WORKING	0	352	1	0	C	0	8	1	289	
V290	H32.SPOUSE EVER WORK	0	353	1	0	C	0	8	1	290	
V291	H37.SELF-EMPLOYED	0	354	1	0	C	0	8	1	291	
V292	H38.EMPLOY OTHERS	0	355	1	0	C	0	8	1	292	
V293	H39.HOW MANY PEOPLE	0	356	1	0	C	0	8	1	293	
V294	H40.SPOUSE EDUC YRS	0	357	2	0	C	0	98	1	294	
V295	H40.SPOUSE EDUC CATEG	0	359	1	0	C	0	8	1	295	
V296	H41.SPOUSE DIPLOMA	0	360	1	0	C	0	8	1	296	
V297	H42.SPOUSE DEGREE	0	361	1	0	C	0	8	1	297	
V298	H43.SPOUSE RELIG SCHLS	0	362	1	0	C	0	8	1	298	
V299	H44.YRS ATTEND	0	363	2	0	C	0	98	1	299	
V300	H52.SPOUSE ATTEND SERVIC	0	365	1	0	C	0	8	1	300	
V301	H53.ATTEND TOGETHER	0	366	1	0	C	0	8	1	301	
V302	H54.SPOUSE PRAY	0	367	1	0	C	0	8	1	302	
V303	H55.HOW OFTEN	0	368	1	0	C	0	8	1	303	
V304	H56.SPOUSE PARTY ID	0	369	1	0	C	0	8	1	304	
V305	H57.PARTY CLOSER	0	370	1	0	C	0	8	1	305	
V306	H62.INCOME FAMILY	0	371	7	0	C	0	9999996	1	306	
V307	H63.INCOME FAM-CAT	0	378	2	0	C	0	97	1	307	
V308	H64.INCOME R	0	380	7	0	C	0	9999996	1	308	
V309	H65.INCOME R-CAT	0	387	2	0	C	0	97	1	309	
V310	H66.INCOME ENOUGH	0	389	1	0	C	0	8	1	310	
V311	H67.INCOME NEEDED	0	390	7	0	C	0	9999997	1	311	
V312	H67.ANNUAL	0	397	1	0	C	0	8	1	312	
V313	H68.AUTO COMEBACK	0	398	1	0	C	0	8	1	313	

VAR#	VARIABLE NAME	GROUP	COL	WIDTH	NDEC	TYPE	MDCODE1	MDCODE2	RESP	REFNO	ID
V314	H69.MICHIGAN FAMILY	0	399	1	0	C	0	8	1	314	
V315	H70.COMMENTS	0	400	1	0	C	0	8	1	315	
V317	J2.R SEX	0	404	1	0	C	0	8	1	317	
V318	J3.R RACE/ETHNICITY	0	405	1	0	C	0	8	1	318	
V319	J4.R UNDERSTANDING	0	406	1	0	C	0	8	1	319	
V320	J5.DIFFICULT QS	0	407	2	0	C	0	98	1	320	
V321	J6.R INTEREST	0	409	1	0	C	0	8	1	321	
V322	J7.IW ENJOYMENT	0	410	1	0	C	0	8	1	322	
V323	J8.THUMBNAIL EVALUATION	0	411	1	0	C	0	8	1	323	
V324	CODER SCREEN TWO	0	412	1	0	C	0	8	1	324	
V325	E1.CHKPT:RELIG PREF	0	413	1	0	C	0	8	1	325	
V326	E2.RELATIVES PROTESTANT	0	414	1	0	C	0	8	1	326	
V327	E3.MARRY PROTESTANTS	0	415	1	0	C	0	8	1	327	
V328	E4.FRIENDS PROTESTANTS	0	416	1	0	C	0	8	1	328	
V329	CODER SCR 3	0	417	1	0	C	0	8	1	329	
V330	A9-10.R OCCUPATION	0	418	3	0	C	0	998	1	330	
V332	A21.OCCUP SELF EMPLOY	0	424	3	0	C	0	998	1	332	
V333	A21.INDUST SELF EMPLOY	0	427	3	0	C	0	998	1	333	
V334	A24X:WORK VALUES I	0	430	2	0	C	0	98	1	334	
V335	A24X:WORK VALUES II	0	432	2	0	C	0	98	1	335	
V336	A34Z:WORK VALUES I	0	434	2	0	C	0	98	1	336	
V337	A34Z:WORK VALUES II	0	436	2	0	C	0	98	1	337	
V338	A50.CREDIT CARD I	0	438	2	0	C	0	98	1	338	
V339	A50.CREDIT CARD II	0	440	2	0	C	0	98	1	339	
V340	A52.INSTALLMENT I	0	442	2	0	C	0	98	1	340	
V341	A52.INSTALLMENT II	0	444	2	0	C	0	98	1	341	
V342	C2.R RELIG PREF	0	446	1	0	C	0	8	1	342	
V343	C5/C6.PROT DENOM	0	447	1	0	C	0	8	1	343	

VAR#	VARIABLE NAME	GROUP	COL	WIDTH	NDEC	TYPE	MDCODE1	MDCODE2	RESP	REFNO	ID
V344	C3/C4.RELIG PEF 3 DIG	0	448	3	0	C	0	998	1	344	
V345	C7.RELIG CHKPT	0	451	1	0	C	0	8	1	345	
V346	C8.ALWAYS SAME PEF	0	452	1	0	C	0	8	1	346	
V347	C9.PRIOR PEF	0	453	3	0	C	0	998	1	347	
V348	C10.WHY CHANGED PEF I	0	456	2	0	C	0	98	1	348	
V349	C10.WHY CHANGED PEF II	0	458	2	0	C	0	98	1	349	
V350	C11.AGE CHANGED, YRS	0	460	2	0	C	0	98	1	350	
V351	C11.AGE CHANGED, DECADE	0	462	1	0	C	0	9	1	351	
V352	C15.HAPPENED PARENTS	0	463	1	0	C	0	8	1	352	
V353	C16-17C.PARENT ARRANGEME	0	464	1	0	C	0	9	1	353	
V354	C19.FA RELIG PEF 1 DIG	0	465	1	0	C	0	8	1	354	
V355	C20/21.FA RELIG 3 DIG	0	466	3	0	C	0	998	1	355	
V356	C22.FA ALWAYS SAME PEF	0	469	1	0	C	0	8	1	356	
V357	C23.FA PRIOR RELIG PEF	0	470	3	0	C	0	998	1	357	
V358	C26.MO RELIG PEF 1 DIG	0	473	1	0	C	0	8	1	358	
V359	C27/28.MO RELIG PEF 3 D	0	474	3	0	C	0	998	1	359	
V360	C29.MO ALWAYS SAME PEF	0	477	1	0	C	0	8	1	360	
V361	C30.MO PRIOR RELIG PEF	0	478	3	0	C	0	998	1	361	
V362	C35/37.WHY CHANGED ATTEN	0	481	2	0	C	0	98	1	362	
V363	C35/37.WHY CHANGED ATTEN	0	483	2	0	C	0	98	1	363	
V364	C44.CHURCH ACTIVITIES	0	485	1	0	C	0	8	1	364	
V365	C45.NO.RELIG ACTIVITIES	0	486	1	0	C	0	8	1	365	
V366	C45.NO.NON-RELIG ACTIVIT	0	487	1	0	C	0	8	1	366	
V367	C46.FREQUENCY ACTIVITIES	0	488	1	0	C	0	8	1	367	
V368	C48.WHY CHANGED INTEREST	0	489	2	0	C	0	98	1	369	
V369	C48.WHY CHANGED INTEREST	0	491	2	0	C	0	98	1	370	
V370	D12/13.HEAVENLY FATHER	0	493	2	0	C	0	98	1	371	
V371	D26/27.BELIEF RE JESUS	0	495	2	0	C	0	98	1	372	

VAR#	VARIABLE NAME	GROUP	COL	WIDTH	NDEC	TYPE	MDCODE1	MDCODE2	RESP	REFNO	ID
V372	D29.WHY DOUBTED I	0	497	2	0	C	0	98	1	373	
V373	D29.WHY DOUBTED II	0	499	2	0	C	0	98	1	374	
V374	D30.WHY END DOUBTS I	0	501	2	0	C	0	98	1	375	
V375	D30.WHY END DOUBTS II	0	503	2	0	C	0	98	1	376	
V376	D37.SPIRITUAL EXPERIENCE	0	505	2	0	C	0	98	1	377	
V377	D37.SPIRITUAL EXPERIENCE	0	507	2	0	C	0	98	1	378	
V378	D43.EFFECT ON POLITICS I	0	509	2	0	C	0	98	1	379	
V379	D43.EFFECTS ON POLITICS	0	511	2	0	C	0	98	1	380	
V380	D46.MOSES	0	513	1	0	C	0	8	1	381	
V381	D47.MARY MAGDALENE	0	514	1	0	C	0	8	1	382	
V382	D48.PETER	0	515	1	0	C	0	8	1	383	
V383	D49.NOAH	0	516	1	0	C	0	8	1	384	
V384	D56.BOOKS AND MAGAZINES	0	517	1	0	C	0	8	1	385	
V385	D57.NUMBER BOOKS ETC	0	518	2	0	C	0	98	1	386	
V386	D58.TV, RADIO ON RELIGION	0	520	1	0	C	0	8	1	387	
V387	D59.NO.PROGRAMS	0	521	2	0	C	0	98	1	388	
V388	D59A.PROGRAM I	0	523	3	0	C	0	998	1	389	
V389	D59B.PROGRAM II	0	526	3	0	C	0	998	1	390	
V390	D59C.PROGRAM III	0	529	3	0	C	0	998	1	391	
V391	D59D.PROGRAM IV	0	532	3	0	C	0	998	1	392	
V392	D59E.PROGRAM V	0	535	3	0	C	0	998	1	393	
V393	D60A.FREQUENCY I	0	538	1	0	C	0	8	1	394	
V394	D60B.FREQUENCY II	0	539	1	0	C	0	8	1	395	
V395	D60C.FREQUENCY III	0	540	1	0	C	0	8	1	396	
V396	D60D.FREQUENCY IV	0	541	1	0	C	0	8	1	397	
V397	D60E.FREQUENCY V	0	542	1	0	C	0	8	1	398	
V398	D65.SCIENCE V. RELIGION	0	543	1	0	C	0	8	1	399	
V399	D66.DISAGREEMENTS I	0	544	2	0	C	0	98	1	400	

VAR#	VARIABLE NAME	GROUP	COL	WIDTH	NDEC	TYPE	MDCODE1	MDCODE2	RESP	REFNO	ID
V400	D66.DISAGREEMENTS II	0	546	2	0	C	0	98	1	401	
V401	D67.HOW SERIOUS	0	548	1	0	C	0	8	1	402	
V402	D71.COWORKERS RELIGION	0	549	2	0	C	0	98	1	403	
V403	D71.UNCERTAINTY	0	551	1	0	C	0	8	1	404	
V404	D75.NEIGHBORS RELIGION	0	552	2	0	C	0	98	1	405	
V405	D75.UNCERTAINTY	0	554	1	0	C	0	8	1	406	
V406	E40.JOIN OTHER GROUP	0	555	3	0	C	0	997	1	407	
V407	E49.NO.CLOSE FRIENDS	0	558	1	0	C	0	9	1	408	
V408	E50.1 SEX FRIEND 1	0	559	1	0	C	0	9	1	409	
V409	E51.1 AGE FRIEND 1, YRS	0	560	2	0	C	0	98	1	410	
V410	E51.1 AGE 1 DECADE	0	562	1	0	C	0	9	1	411	
V411	E52.1 EDUCATION 1, YRS	0	563	2	0	C	0	98	1	412	
V412	E52.1 EDUC 1 CATEGORY	0	565	1	0	C	0	8	1	413	
V413	E53.1 RELIG PREF 1	0	566	3	0	C	0	998	1	414	
V414	E50-2.SEX FRIEND 2	0	569	1	0	C	0	8	1	415	
V415	E51-2.AGE FRIEND 2, YRS	0	570	2	0	C	0	98	1	416	
V416	E51-2.AGE 2 DECADE	0	572	1	0	C	0	9	1	417	
V417	E52-2.EDUCATION 2, YRS	0	573	2	0	C	0	98	1	418	
V418	E52-2.EDUC 2 CATEGORY	0	575	1	0	C	0	8	1	419	
V419	E53-2.RELIG PREF 2	0	576	3	0	C	0	998	1	420	
V420	E50-3.SEX FRIEND 3	0	579	1	0	C	0	8	1	421	
V421	E51-3.AGE FRIEND 3 YRS	0	580	2	0	C	0	98	1	422	
V422	E51-3.AGE 3 DECADE	0	582	1	0	C	0	9	1	423	
V423	E52-3.EDUCATION 3, YRS	0	583	2	0	C	0	98	1	424	
V424	E52-3.EDUC 3 CATEGORY	0	585	1	0	C	0	8	1	425	
V425	E53-3.RELIG PREF 3	0	586	3	0	C	0	998	1	426	
V426	E50-4.SEX FRIEND 4	0	589	1	0	C	0	8	1	427	
V427	E51-4.AGE FRIEND 4, YRS	0	590	2	0	C	0	98	1	428	

VAR#	VARIABLE NAME	GROUP	COL	WIDTH	NDEC	TYPE	MDCODE1	MDCODE2	RESP	REFNO	ID
V428	E51-4.AGE 4 DECADE	0	592	1	0	C	0	9	1	429	
V429	E52-4.EDUCATION 4, YRS	0	593	2	0	C	0	98	1	430	
V430	E52-4.EDUC 4 CATEGORY	0	595	1	0	C	0	8	1	431	
V431	E53-4.RELIG PREF 4	0	596	3	0	C	0	998	1	432	
V432	E50-5.SEX FRIEND 5	0	599	1	0	C	0	8	1	433	
V433	E51-5.AGE FRIEND 5, YRS	0	600	2	0	C	0	98	1	434	
V434	E51-5.AGE 5 DECADE	0	602	1	0	C	0	9	1	435	
V435	E52-5.EDUCATION 5, YRS	0	603	2	0	C	0	98	1	436	
V436	E52-5.EDUC 5 CATEGORY	0	605	1	0	C	0	8	1	437	
V437	E53-5.RELIG PREF 5	0	606	3	0	C	0	998	1	438	
V438	G7.NUMBER CHILDREN	0	609	2	0	C	0	99	1	439	
V439	G8-1.SEX CHILD 1	0	611	1	0	C	0	8	1	440	
V440	G9-1.BIRTHDATE CHILD 1	0	612	2	0	C	0	98	1	441	
V441	G10-1.LIVING WITH 1	0	614	1	0	C	0	8	1	442	
V442	G11-1.ORIGINAL RELIG PRE	0	615	3	0	C	0	998	1	443	
V443	G12-1.CURRENT RELIG PREF	0	618	3	0	C	0	998	1	444	
V444	G8-2.SEX CHILD 2	0	621	1	0	C	0	8	1	445	
V445	G9-2.BIRTHDATE CHILD 2	0	622	2	0	C	0	98	1	446	
V446	G10-2.LIVING WITH 2	0	624	1	0	C	0	8	1	447	
V447	G11-2.ORIGINAL RELIG PRE	0	625	3	0	C	0	998	1	448	
V448	G12-2.CURRENT RELIG PREF	0	628	3	0	C	0	998	1	449	
V449	G8-3.SEX CHILD 3	0	631	1	0	C	0	8	1	450	
V450	G9-3.BIRTHDATE CHILD 3	0	632	2	0	C	0	98	1	451	
V451	G10-3.LIVING WITH 3	0	634	1	0	C	0	8	1	452	
V452	G11-3.ORIGINAL RELIG PRE	0	635	3	0	C	0	998	1	453	
V453	G12-3.CURRENT RELIG PREF	0	638	3	0	C	0	998	1	454	
V454	G8-4.SEX CHILD 4	0	641	1	0	C	0	8	1	455	
V455	G9-4.BIRTHDATE.CHILD 4	0	642	2	0	C	0	98	1	456	

VAR#	VARIABLE NAME	GROUP	COL	WIDTH	NDEC	TYPE	MDCODE1	MDCODE2	RESP	REFNO	ID
V456	G10-4.LIVING WITH 4	0	644	1	0	C	0	8	1	457	
V457	G11-4.ORIGINAL RELIG PRE	0	645	3	0	C	0	998	1	458	
V458	G12-4.CURRENT RELIG PREF	0	648	3	0	C	0	998	1	459	
V459	CODER SCR 4	0	651	1	0	C	0	8	1	460	
V460	G8-5.SEX CHILD 5	0	652	1	0	C	0	8	1	461	
V461	G9-5.BIRTHDATE CHILD 5	0	653	2	0	C	0	98	1	462	
V462	G10-5.LIVING WITH 5	0	655	1	0	C	0	8	1	463	
V463	G11-5.ORIGINAL RELIG PRE	0	656	3	0	C	0	998	1	464	
V464	G12-5.CURRENT RELIG PREF	0	659	3	0	C	0	998	1	465	
V465	G8-6.SEX CHILD 6	0	662	1	0	C	0	8	1	466	
V466	G9-6.BIRTHDATE CHILD 6	0	663	2	0	C	0	98	1	467	
V467	G10-6.LIVING WITH 6	0	665	1	0	C	0	8	1	468	
V468	G11-6.ORIGINAL RELIG PRE	0	666	3	0	C	0	998	1	469	
V469	G12-6.CURRENT RELIG PREF	0	669	3	0	C	0	998	1	470	
V470	G8-7.SEX CHILD 7	0	672	1	0	C	0	8	1	471	
V471	G9-7.BIRTHDATE CHILD 7	0	673	2	0	C	0	98	1	472	
V472	G10-7.LIVING WITH 7	0	675	1	0	C	0	8	1	473	
V473	G11-7.ORIGINAL RELIG PRE	0	676	3	0	C	0	998	1	474	
V474	G12-7.CURRENT RELIG PREF	0	679	3	0	C	0	998	1	475	
V475	G15.TRAINING I	0	682	2	0	C	0	98	1	476	
V476	G15.TRAINING II	0	684	2	0	C	0	98	1	477	
V477	G26.TRAINING I	0	686	2	0	C	0	98	1	478	
V478	G26.TRAINING II	0	688	2	0	C	0	98	1	479	
V479	G37-G39.CHILD RELIG PREF	0	690	3	0	C	998	98	1	480	
V480	H8/H9.FA OCCUPATION	0	693	3	0	C	998	98	1	481	
V482	H11.MO WORK	0	699	1	0	C	0	8	1	483	
V483	H12.FULL/PART	0	700	1	0	C	0	8	1	484	
V484	H13/H14.MO OCCUPATION	0	701	3	0	C	0	998	1	485	

VAR#	VARIABLE NAME	GROUP	COL	WIDTH	NDEC	TYPE	MDCODE1	MDCODE2	RESP	REFNO	ID
V486	H18.FA NATIONALITY I	0	707	2	0	C	0	98	1	487	
V487	H18.FA NATIONALITY II	0	709	2	0	C	0	98	1	488	
V488	H19.FA BORN US	0	711	1	0	C	0	8	1	489	
V489	H20.MO NATIONALITY I	0	712	2	0	C	0	98	1	490	
V490	H20.MO NATIONALITY II	0	714	2	0	C	0	98	1	491	
V491	H21.MO BORN US	0	716	1	0	C	0	8	1	492	
V492	H22.GRANDPARENTS	0	717	1	0	C	0	8	1	493	
V493	H23.SIBS LIVING	0	718	1	0	C	0	8	1	494	
V494	H23.NO. SIBLS	0	719	2	0	C	0	98	1	495	
V495	H24-1.SEX SIB 1	0	721	1	0	C	0	8	1	497	
V496	H25-1.AGE SIB 1 YRS	0	722	2	0	C	0	98	1	498	
V497	H25-1.AGE 1 DECADE	0	724	1	0	C	0	9	1	499	
V498	H26-1.EDUC SIB 1 YRS	0	725	2	0	C	0	98	1	500	
V499	H26-1.EDUC 1 CATEGORY	0	727	1	0	C	0	8	1	501	
V500	H27-1.RELIG PREF 1	0	728	3	0	C	0	998	1	502	
V501	H24-2.SEX SIB 2	0	731	1	0	C	0	8	1	503	
V502	H25-2.AGE SIB 2 YRS	0	732	2	0	C	0	98	1	504	
V503	H25-2.AGE 2 DECADE	0	734	1	0	C	0	9	1	505	
V504	H26-2.EDUC SIB 2 YRS	0	735	2	0	C	0	98	1	506	
V505	H26-2.EDUC 2 CATEGORY	0	737	1	0	C	0	8	1	507	
V506	H27-2.RELIG PREF 2	0	738	3	0	C	0	998	1	508	
V507	H24-3.SEX SIB 3	0	741	1	0	C	0	8	1	509	
V508	H25-3.AGE SIB 3 YRS	0	742	2	0	C	0	98	1	510	
V509	H25-3.AGE 3 DECADE	0	744	1	0	C	0	9	1	511	
V510	H26-3.EDUC SIB 3 YRS	0	745	2	0	C	0	98	1	512	
V511	H26-3.EDUC 3 CATEGORY	0	747	1	0	C	0	8	1	513	
V512	H27-3.RELIG PREF 3	0	748	3	0	C	0	998	1	514	
V513	H24-4.SEX SIB 4	0	751	1	0	C	0	8	1	515	

VAR#	VARIABLE NAME	GROUP	COL	WIDTH	NDEC	TYPE	MDCODE1	MDCODE2	RESP	REFNO	ID
V514	H25-4.AGE SIB 4 YRS	0	752	2	0	C	0	98	1	516	
V515	H25-4.AGE 4 DECADE	0	754	1	0	C	0	9	1	517	
V516	H26-4.EDUC SIB 4 YRS	0	755	2	0	C	0	98	1	518	
V517	H26-4.EDUC 4 CATEGORY	0	757	1	0	C	0	8	1	519	
V518	H27-4.RELIG PREF 4	0	758	3	0	C	0	998	1	520	
V519	H24-5.SEX SIB 4	0	761	1	0	C	0	8	1	521	
V520	H25-5.AGE SIBL 5 YRS	0	762	2	0	C	0	98	1	522	
V521	H25-5.AGE 5 DECADE	0	764	1	0	C	0	9	1	523	
V522	H26-5.EDUC SIB 5 YRS	0	765	2	0	C	0	98	1	524	
V523	H26-5.EDUC 5 CATEGORY	0	767	1	0	C	0	8	1	525	
V524	H27-5.RELIG PREF 5	0	768	3	0	C	0	998	1	526	
V525	H24-6.SEX SIB 6	0	771	1	0	C	0	8	1	527	
V526	H25-6.AGE SIB 6, YRS	0	772	2	0	C	0	98	1	528	
V527	H25-6.AGE 6 DECADE	0	774	1	0	C	0	9	1	529	
V528	H26-6.EDUC SIB 6 YRS	0	775	2	0	C	0	98	1	530	
V529	H26-6.EDUC 6 CATEGORY	0	777	1	0	C	0	8	1	531	
V530	H27-6.RELIG PREF 6	0	778	3	0	C	0	998	1	532	
V531	H24-7.SEX SIB 7	0	781	1	0	C	0	8	1	533	
V532	H25-7.AGE SIB 7 YRS	0	782	2	0	C	0	98	1	534	
V533	H25-7.AGE 7 DECADE	0	784	1	0	C	0	9	1	535	
V534	H26-7.EDUC SIB 7 YRS	0	785	2	0	C	0	98	1	536	
V535	H26-7.EDUC 7 CATEGORY	0	787	1	0	C	0	8	1	537	
V536	H27-7.RELIG PREF 7	0	788	3	0	C	0	998	1	538	
V537	H33/H34.SPOUSE OCCUPATIO	0	791	3	0	C	0	998	1	539	
V539	H45-H47.SPOUSE RELIG PRE	0	797	3	0	C	0	998	1	541	
V540	H48.CHANGED PREF	0	800	1	0	C	0	8	1	542	
V541	H49.SPOUSE PRIOR PREF	0	801	3	0	C	0	998	1	543	
V542	H50.WHY CHANGED PREF I	0	804	2	0	C	0	98	1	544	

VAR#	VARIABLE NAME	GROUP	COL	WIDTH	NDEC	TYPE	MDCODE1	MDCODE2	RESP	REFNO	ID
V543	H50.WHY CHANGED PREF II	0	806	2	0	C	0	98	1	545	
V544	H51.AGE CHANGED YRS	0	808	2	0	C	0	98	1	546	
V545	H51.AGE CHANGED DECADE	0	810	1	0	C	0	9	1	547	
V546	H58.SPOUSE FA NATIONALIT	0	811	2	0	C	0	98	1	548	
V547	H58.SPOUSE FA NATIONALIT	0	813	2	0	C	0	98	1	549	
V548	H59.SPOU FA BORN US	0	815	1	0	C	0	8	1	550	
V549	H60.SPOUSE MO NATIONALIT	0	816	2	0	C	0	98	1	551	
V550	H60.SPOUSE MO NATIONALIT	0	818	2	0	C	0	98	1	552	
V551	H61.SPOU MO BORN US	0	820	1	0	C	0	8	1	553	
V552	D1. BELIEVE THERE IS GOD	0	821	1	0	C	9	8	1	552	
V553	D2N. EVER BELEIVE IN GOD	0	822	1	0	C	0	8	1	553	
V554	D3N.1 CAUSE TO DOUBT GOD	0	823	2	0	C	0	98	1	554	
V555	D3N.2 CAUSE TO DOUBT GOD	0	825	2	0	C	0	98	1	555	
V556	D4N.OTH SPIRITUAL BELIEF	0	827	1	0	C	0	8	1	556	
V557	D5N.1EXPL SPIRIT. BELIEF	0	828	2	0	C	0	98	1	557	
V558	D5N.2EXPL SPIRIT. BELIEF	0	830	2	0	C	0	98	1	558	
V559	D6N.BELIEFS HELP BADTIME	0	832	1	0	C	0	8	1	559	
V560	D7N.1EXPL HELPFUL BELIEF	0	833	2	0	C	0	98	1	560	
V561	D7N.2EXPL HELPFUL BELIEF	0	835	2	0	C	0	98	1	561	
V562	D8N. LIFE AFTER DEATH	0	837	1	0	C	0	8	1	562	
V563	D9N.1EXPL LIF/DIE BELIEF	0	838	2	0	C	0	98	1	563	
V564	D9N.2EXPL LIV/DIE BELIEF	0	840	2	0	C	0	98	1	564	
V565	D10N. EVER PRAY/MEDIATE	0	842	1	0	C	0	8	1	565	
V566	D11N.1EXPL PRAY/MEDIATE	0	843	2	0	C	0	98	1	566	
V567	D11N.2EXPL PRAY/MEDIATE	0	845	2	0	C	0	98	1	567	

554 CASES PASSED FILTER

ANALYSIS 1

VARIABLE	V1	STUDY NUMBER	
Code	636	696	TOTAL
Frequency	551	3	554
Percent	99.5	0.5	100.0

ANALYSIS 2

VARIABLE	V2	SCREEN NUMBER	
Code	1	TOTAL	
Frequency	554	554	
Percent	100.0	100.0	

ANALYSIS 3

VARIABLE	V6	HOUSEHOLD NUMBER		
Code	1	2	TOTAL	
Frequency	548	6	554	
Percent	98.9	1.1	100.0	

ANALYSIS 4

VARIABLE	V8	NUMBER TRACTS/SEG			
Code	1	2	3	4	TOTAL
Frequency	511	30	12	1	554
Percent	92.2	5.4	2.2	0.2	100.0

ANALYSIS 8

VARIABLE	V12	STAFF FIRST CALL	
Code	1	2	TOTAL
Frequency	275	279	554
Percent	49.6	50.4	100.0

ANALYSIS 9

VARIABLE	V13	STAFF LAST CALL	
Code	1	2	TOTAL
Frequency	180	374	554
Percent	32.5	67.5	100.0

ANALYSIS 10

VARIABLE	V14	TOTAL CALLS														
Code	1	2	3	4	5	6	7	8	9	10	11	12	13	14	15	
Frequency	86	120	74	52	49	32	29	20	19	12	15	8	7	6	5	
Percent	15.5	21.7	13.4	9.4	8.8	5.8	5.2	3.6	3.4	2.2	2.7	1.4	1.3	1.1	0.9	
Code	16	17	18	20	21	22	23	24	25	99	TOTAL					
Frequency	8	1	2	1	1	2	1	1	2	1	554					
Percent	1.4	0.2	0.4	0.2	0.2	0.4	0.2	0.2	0.4	0.2	100.0					

ANALYSIS 11

VARIABLE	V15	ALL NOC	
Code	1	5	TOTAL
Frequency	1	553	554
Percent	0.2	99.8	100.0

ANALYSIS 12

VARIABLE V16 FINAL OUTCOME

Code	31	TOTAL
Frequency	554	554
Percent	100.0	100.0

ANALYSIS 13

VARIABLE V17 FINAL OUTCOME SUMMARY

Code	3	TOTAL
Frequency	554	554
Percent	100.0	100.0

ANALYSIS 14

VARIABLE V19 DAY INTERVIEW

Code	1	2	3	4	5	6	7	9	TOTAL
Frequency	118	92	106	72	42	76	47	1	554
Percent	21.3	16.6	19.1	13.0	7.6	13.7	8.5	0.2	100.0

ANALYSIS 15

VARIABLE V20 PERSUASION LETTER

Code	1	2	3	4	5	6	TOTAL
Frequency	36	20	14	7	9	468	554
Percent	6.5	3.6	2.5	1.3	1.6	84.5	100.0

ANALYSIS 16

VARIABLE	V21 VERIFICATION				TOTAL
Code	1	3	5	9	
Frequency	500	36	11	7	554
Percent	90.3	6.5	2.0	1.3	100.0

ANALYSIS 17

VARIABLE	V22 RECONTACT					TOTAL
Code	1	3	5	7	9	
Frequency	412	37	87	4	14	554
Percent	74.4	6.7	15.7	0.7	2.5	100.0

ANALYSIS 18

VARIABLE	V23 SEX OF R			TOTAL
Code	1	2	9	
Frequency	244	308	2	554
Percent	44.0	55.6	0.4	100.0

ANALYSIS 19

VARIABLE	V24 AGE OF R														
Code	21	22	23	24	25	26	27	28	29	30	31	32	33	34	35
Frequency	6	11	11	9	9	15	15	10	14	22	22	11	12	11	8
Percent	1.1	2.0	2.0	1.6	1.6	2.7	2.7	1.8	2.5	4.0	4.0	2.0	2.2	2.0	1.4
Code	36	37	38	39	40	41	42	43	44	45	46	47	48	49	50
Frequency	13	16	14	13	12	6	18	11	8	6	7	6	8	3	11
Percent	2.3	2.9	2.5	2.3	2.2	1.1	3.2	2.0	1.4	1.1	1.3	1.1	1.4	0.5	2.0
Code	51	52	53	54	55	56	57	58	59	60	61	62	63	64	65
Frequency	6	5	7	5	7	9	10	4	4	9	8	10	7	9	7
Percent	1.1	0.9	1.3	0.9	1.3	1.6	1.8	0.7	0.7	1.6	1.4	1.8	1.3	1.6	1.3

Code	66	67	68	69	70	71	72	73	74	75	76	77	78	80	81
Frequency	9	4	10	6	7	3	5	4	3	3	4	4	2	4	2
Percent	1.6	0.7	1.8	1.1	1.3	0.5	0.9	0.7	0.5	0.5	0.7	0.7	0.4	0.7	0.4

Code	82	83	84	86	89	98	99	TOTAL
Frequency	3	2	1	1	1	25	6	554
Percent	0.5	0.4	0.2	0.2	0.2	4.5	1.1	100.0

ANALYSIS 20

VARIABLE V25 HU - ADULTS 21/+

Code	1	2	3	4	5	7	99	TOTAL
Frequency	182	287	58	18	5	1	3	554
Percent	32.9	51.8	10.5	3.2	0.9	0.2	0.5	100.0

ANALYSIS 21

VARIABLE V26 HU - MALES 21/+

Code	0	1	2	3	4	99	TOTAL
Frequency	135	357	52	4	2	4	554
Percent	24.4	64.4	9.4	0.7	0.4	0.7	100.0

ANALYSIS 22

VARIABLE V27 HU - FEMALES 21/+

Code	0	1	2	3	5	99	TOTAL
Frequency	68	422	52	7	1	4	554
Percent	12.3	76.2	9.4	1.3	0.2	0.7	100.0

ANALYSIS 23

VARIABLE V28 HU - MALES 21-30

Code	0	1	2	3	8	9	TOTAL
Frequency	429	89	7	1	21	7	554
Percent	77.4	16.1	1.3	0.2	3.8	1.3	100.0

ANALYSIS 24

VARIABLE V29 HU - MALES 31-40

Code	0	1	2	8	9	TOTAL
Frequency	416	107	3	21	7	554
Percent	75.1	19.3	0.5	3.8	1.3	100.0

ANALYSIS 25

VARIABLE V30 HU - MALES 41-50

Code	0	1	8	9	TOTAL
Frequency	450	76	21	7	554
Percent	81.2	13.7	3.8	1.3	100.0

ANALYSIS 26

VARIABLE V31 HU - MALES 51-60

Code	0	1	8	9	TOTAL
Frequency	458	68	21	7	554
Percent	82.7	12.3	3.8	1.3	100.0

ANALYSIS 27

VARIABLE V32 HU - MALES 61-70

Code	0	1	3	8	9	TOTAL
Frequency	459	66	1	21	7	554
Percent	82.9	11.9	0.2	3.8	1.3	100.0

ANALYSIS 28

VARIABLE V33 HU - MALES 71-80

Code	0	1	8	9	TOTAL
Frequency	496	30	21	7	554
Percent	89.5	5.4	3.8	1.3	100.0

ANALYSIS 29

VARIABLE V34 HU - MALES 81/+

Code	0	1	8	9	TOTAL
Frequency	521	5	21	7	554
Percent	94.0	0.9	3.8	1.3	100.0

ANALYSIS 30

VARIABLE V35 HU - FEMALES 21-30

Code	0	1	2	4	8	9	TOTAL
Frequency	398	118	7	1	22	8	554
Percent	71.8	21.3	1.3	0.2	4.0	1.4	100.0

ANALYSIS 31

VARIABLE	V36	HU - FEMALES 31-40				TOTAL
Code	0	1	2	8	9	
Frequency	408	114	2	22	8	554
Percent	73.6	20.6	0.4	4.0	1.4	100.0

ANALYSIS 32

VARIABLE	V37	HU - FEMALES 41-50				TOTAL
Code	0	1	8	9		
Frequency	435	89	22	8	8	554
Percent	78.5	16.1	4.0	1.4	1.4	100.0

ANALYSIS 33

VARIABLE	V38	HU - FEMALES 51-60				TOTAL
Code	0	1	8	9		
Frequency	454	70	22	8	8	554
Percent	81.9	12.6	4.0	1.4	1.4	100.0

ANALYSIS 34

VARIABLE	V39	HU - FEMALES 61-70				TOTAL
Code	0	1	8	9		
Frequency	455	69	22	8	8	554
Percent	82.1	12.5	4.0	1.4	1.4	100.0

ANALYSIS 35

VARIABLE	V40	HU - FEMALES 71-80			
Code	0	1	8	9	TOTAL
Frequency	499	25	22	8	554
Percent	90.1	4.5	4.0	1.4	100.0

ANALYSIS 36

VARIABLE	V41	HU - FEMALES 81/+			
Code	0	1	8	9	TOTAL
Frequency	514	10	22	8	554
Percent	92.8	1.8	4.0	1.4	100.0

ANALYSIS 37

VARIABLE	V42	X/Y FORM		TOTAL
Code	1	2		
Frequency	276	278		554
Percent	49.8	50.2		100.0

ANALYSIS 38

VARIABLE	V46	FORM X/Z		TOTAL
Code	1	2		
Frequency	274	280		554
Percent	49.5	50.5		100.0

ANALYSIS 39

VARIABLE	V47	A1.INTERV START TIME			
Code	1	2	3	TOTAL	
Frequency	93	330	131	554	
Percent	16.8	59.6	23.6	100.0	

ANALYSIS 40

VARIABLE	V48	A2.YRS DETROIT AREA															
Code	1	2	3	4	5	6	8	9	10	11	12	13	14	15	16		
Frequency	6	6	6	1	7	1	4	3	3	6	3	4	4	10	2		
Percent	1.1	1.1	1.1	0.2	1.3	0.2	0.7	0.5	0.5	1.1	0.5	0.7	0.7	1.8	0.4		
Code	17	18	19	20	21	22	23	24	25	26	27	28	29	30	31		
Frequency	10	6	5	11	6	10	7	6	11	1	5	7	3	11	11		
Percent	1.8	1.1	0.9	2.0	1.1	1.8	1.3	1.1	2.0	0.2	0.9	1.3	0.5	2.0	2.0		
Code	32	33	34	35	36	37	38	39	40	41	42	43	44	45	46		
Frequency	5	10	7	12	10	2	4	5	10	7	2	5	5	3	2		
Percent	0.9	1.8	1.3	2.2	1.8	0.4	0.7	0.9	1.8	1.3	0.4	0.9	0.9	0.5	0.4		
Code	47	48	50	51	55	56	57	58	59	60	61	62	63	64	65		
Frequency	2	2	9	4	1	2	1	2	2	4	1	1	2	2	2		
Percent	0.4	0.4	1.6	0.7	0.2	0.4	0.2	0.4	0.4	0.7	0.2	0.2	0.4	0.4	0.4		
Code	68	71	73	74	75	95	TOTAL										
Frequency	1	1	1	1	1	247	554										
Percent	0.2	0.2	0.2	0.2	0.2	44.6	100.0										

ANALYSIS 41

VARIABLE	V49	A2.YRS AREA SUMMARY					
Code	0	1	2	3	4	5	TOTAL
Frequency	247	27	10	27	34	209	554
Percent	44.6	4.9	1.8	4.9	6.1	37.7	100.0

ANALYSIS 42

VARIABLE	V50	A3.BIRTHPLACE													
Code	0	101	102	105	106	107	108	110	111	112	113	114	115	116	117
Frequency	247	18	7	5	9	7	7	11	4	2	3	13	3	2	8
Percent	44.9	3.3	1.3	0.9	1.6	1.3	1.3	2.0	0.7	0.4	0.5	2.4	0.5	0.4	1.5
Code	220	222	223	224	327	328	331	332	335	337	440	442	446	449	500
Frequency	2	6	10	10	10	2	2	5	18	4	1	1	1	1	88
Percent	0.4	1.1	1.8	1.8	1.8	0.4	0.4	0.9	3.3	0.7	0.2	0.2	0.2	0.2	16.0
Code	600	700	800	850	900	999	TOTAL REVISED								
Frequency	7	13	2	17	4	4	554	550							
Percent	1.3	2.4	0.4	3.1	0.7	0.0	100.0								

ANALYSIS 43

VARIABLE	V51	A4.YEARS THIS RESIDENCE														
Code	1	2	3	4	5	6	7	8	9	10	11	12	13	14	15	
Frequency	105	57	44	28	21	16	23	19	12	25	16	12	9	6	17	
Percent	19.0	10.3	7.9	5.1	3.8	2.9	4.2	3.4	2.2	4.5	2.9	2.2	1.6	1.1	3.1	
Code	16	17	18	19	20	21	22	23	24	25	26	27	28	29	30	
Frequency	10	12	11	4	20	9	5	10	4	3	1	5	3	4	6	
Percent	1.8	2.2	2.0	0.7	3.6	1.6	0.9	1.8	0.7	0.5	0.2	0.9	0.5	0.7	1.1	
Code	31	32	33	34	35	36	37	38	39	41	45	46	48	49	50	
Frequency	4	5	3	2	5	1	1	1	1	4	1	2	1	1	2	
Percent	0.7	0.9	0.5	0.4	0.9	0.2	0.2	0.2	0.2	0.7	0.2	0.4	0.2	0.2	0.4	
Code	65	95	TOTAL													
Frequency	1	2	554													
Percent	0.2	0.4	100.0													

ANALYSIS 44

VARIABLE	V52	A5.WORK FOR PAY	
Code	1	5	TOTAL
Frequency	332	222	554
Percent	59.9	40.1	100.0

ANALYSIS 45

VARIABLE	V53	A6.HRS WORKED LAST WEEK													
Code	0	1	3	4	5	6	8	9	10	12	15	16	20	21	24
	DELETED														
Frequency	235	1	1	3	2	2	2	1	4	3	1	3	8	1	3
Percent	0.0	0.3	0.3	0.9	0.6	0.6	0.6	0.3	1.3	0.9	0.3	0.9	2.5	0.3	0.9
Code	25	28	30	32	35	36	37	38	39	40	41	42	44	45	46
Frequency	5	2	5	4	3	5	3	4	3	103	4	3	5	23	4
Percent	1.6	0.6	1.6	1.3	0.9	1.6	0.9	1.3	0.9	32.5	1.3	0.9	1.6	7.3	1.3
Code	47	48	49	50	52	53	54	55	56	57	58	59	60	62	63
Frequency	3	14	1	26	3	4	1	5	6	3	1	1	18	1	1
Percent	0.9	4.4	0.3	8.2	0.9	1.3	0.3	1.6	1.9	0.9	0.3	0.3	5.7	0.3	0.3
Code	65	70	72	74	75	76	80	86	90	95	98	99	TOTAL REVISED		
Frequency	3	4	2	1	1	1	2	1	1	2	DELETED	DELETED	554	317	
Percent	0.9	1.3	0.6	0.3	0.3	0.3	0.6	0.3	0.3	0.6	0.0	0.0	100.0		

ANALYSIS 46

VARIABLE	V54	A7.WORK STATUS							TOTAL
Code	0	1	2	3	4	5	6	7	TOTAL
Frequency	332	8	90	21	18	74	7	4	554
Percent	59.9	1.4	16.2	3.8	3.2	13.4	1.3	0.7	100.0

ANALYSIS 47

VARIABLE	V55	A8.EVER WORKED				
Code	0	1	5			
	DELETED			TOTAL REVISED		
Frequency	430	116	8	554	124	
Percent	0.0	93.5	6.5	100.0		

ANALYSIS 48

VARIABLE	V56	A13.SELF-EMPLOYED				
Code	0	1	5			
	DELETED			TOTAL REVISED		
Frequency	8	56	490	554	546	
Percent	0.0	10.3	89.7	100.0		

ANALYSIS 49

VARIABLE	V57	A14.EMPLOY OTHERS				
Code	0	1	5			
	DELETED			TOTAL REVISED		
Frequency	498	30	26	554	56	
Percent	0.0	53.6	46.4	100.0		

ANALYSIS 50

VARIABLE	V58	A15.NUMBER EMPLOYED					
Code	0	2	3	9			
	DELETED			DELETED	TOTAL REVISED		
Frequency	523	19	10	2	554	29	
Percent	0.0	65.5	34.5	0.0	100.0		

ANALYSIS 51

VARIABLE	V59	A16.HAVE SUPERVISOR					
Code	0	1	5	9			
	DELETED		DELETED		TOTAL	REVISED	
Frequency	62	441	50	1	554	491	
Percent	0.0	89.8	10.2	0.0	100.0		

ANALYSIS 52

VARIABLE	V60	A17.SUPERV HAS SUPERV					
Code	0	1	5	8	9		
	DELETED		DELETED	DELETED	DELETED	TOTAL	REVISED
Frequency	110	364	76	2	2	554	440
Percent	0.0	82.7	17.3	0.0	0.0	100.0	

ANALYSIS 53

VARIABLE	V61	A18.R SUPERVISES					
Code	0	1	5	8			
	DELETED		DELETED		TOTAL	REVISED	
Frequency	9	207	337	1	554	544	
Percent	0.0	38.1	61.9	0.0	100.0		

ANALYSIS 54

VARIABLE	V62	A19.R SUBORDS SUPERV					
Code	0	1	5				
	DELETED			TOTAL	REVISED		
Frequency	346	55	153	554	208		
Percent	0.0	26.4	73.6	100.0			

ANALYSIS 55

VARIABLE	V63	A20.OWN BUSINESS					
Code	0	1	5	9			
	DELETED			DELETED	TOTAL	REVISED	
Frequency	64	86	403	1	554	489	
Percent	0.0	17.6	82.4	0.0	100.0		

ANALYSIS 56

VARIABLE	V64	A22.CKPT X/Z FORM		TOTAL
Code	1	2		
Frequency	293	261	554	
Percent	52.9	47.1	100.0	

ANALYSIS 57

VARIABLE	V65	A23.X HAPPY IN WORK							
Code	0	1	3	5	8	9			
	DELETED				DELETED	DELETED	TOTAL	REVISED	
Frequency	266	224	1	60	1	2	554	285	
Percent	0.0	78.6	0.4	21.1	0.0	0.0	100.0		

ANALYSIS 58

VARIABLE	V66	A25.X WORK VALUES 1ST								
Code	0	1	2	3	4	5	9			
	DELETED						DELETED	TOTAL	REVISED	
Frequency	261	69	22	21	36	144	1	554	292	
Percent	0.0	23.6	7.5	7.2	12.3	49.3	0.0	100.0		

ANALYSIS 59

VARIABLE	V67	A26.X WORK VALUES 2ND								
Code	0	1	2	3	4	5	9			
	DELETED						DELETED	TOTAL	REVISED	
Frequency	261	78	28	39	86	57	5	554	288	
Percent	0.0	27.1	9.7	13.5	29.9	19.8	0.0	100.0		

ANALYSIS 60

VARIABLE	V68	A27.X WORK VALUES 3RD								
Code	0	1	2	3	4	5	9			
	DELETED						DELETED	TOTAL	REVISED	
Frequency	261	80	59	28	73	45	8	554	285	
Percent	0.0	28.1	20.7	9.8	25.6	15.8	0.0	100.0		

ANALYSIS 61

VARIABLE	V69	A28.X WORK VALUES 4TH								
Code	0	1	2	3	4	5	9			
	DELETED						DELETED	TOTAL	REVISED	
Frequency	261	42	92	61	53	27	18	554	275	
Percent	0.0	15.3	33.5	22.2	19.3	9.8	0.0	100.0		

ANALYSIS 62

VARIABLE	V70	A29.Z WORK VALUES 1ST								
Code	0	1	2	3	4	5	9			
	DELETED						DELETED	TOTAL	REVISED	
Frequency	293	60	18	21	56	104	2	554	259	
Percent	0.0	23.2	6.9	8.1	21.6	40.2	0.0	100.0		

ANALYSIS 63

VARIABLE	V71	A30.Z WORK VALUES 2ND								
Code	0	1	2	3	4	5	9	TOTAL REVISED		
	DELETED						DELETED			
Frequency	293	81	30	25	62	61	2	554	259	
Percent	0.0	31.3	11.6	9.7	23.9	23.6	0.0	100.0		

ANALYSIS 64

VARIABLE	V72	A31.Z WORK VALUES 3RD								
Code	0	1	2	3	4	5	9	TOTAL REVISED		
	DELETED						DELETED			
Frequency	293	76	42	38	59	42	4	554	257	
Percent	0.0	29.6	16.3	14.8	23.0	16.3	0.0	100.0		

ANALYSIS 65

VARIABLE	V73	A32.Z WORK VALUES 4TH								
Code	0	1	2	3	4	5	8	9	TOTAL REVISED	
	DELETED						DELETED	DELETED		
Frequency	293	33	80	60	50	32	1	5	554	255
Percent	0.0	12.9	31.4	23.5	19.6	12.5	0.0	0.0	100.0	

ANALYSIS 66

VARIABLE	V74	A33.Z HAPPY IN WORK						
Code	0	1	3	5	9	TOTAL REVISED		
	DELETED				DELETED			
Frequency	297	182	3	70	2	554	255	
Percent	0.0	71.4	1.2	27.5	0.0	100.0		

ANALYSIS 67

VARIABLE V75 A35.MARITAL STATUS

Code	1	2	3	4	5	6	TOTAL
Frequency	292	49	100	18	2	93	554
Percent	52.7	8.8	18.1	3.2	0.4	16.8	100.0

ANALYSIS 68

VARIABLE V76 A36.YRS WIDOWED ETC.

Code	0	1	2	3	4	5	6	7	8	9	10	11	12	13	14
DELETED															
Frequency	387	24	10	11	6	13	11	8	8	12	8	5	9	7	3
Percent	0.0	14.5	6.1	6.7	3.6	7.9	6.7	4.8	4.8	7.3	4.8	3.0	5.5	4.2	1.8

Code	15	16	17	18	20	21	23	24	25	27	28	30	34	52	99
DELETED															
Frequency	3	2	3	3	5	1	1	1	4	2	1	2	1	1	2
Percent	1.8	1.2	1.8	1.8	3.0	0.6	0.6	0.6	2.4	1.2	0.6	1.2	0.6	0.6	0.0

Code	TOTAL	REVISED
Frequency	554	165
Percent	100.0	

ANALYSIS 69

VARIABLE V77 A37.LIVE-IN MARRIAGE

Code	0	1	TOTAL	REVISED
DELETED				
Frequency	552	2	554	2
Percent	0.0	100.0	100.0	

ANALYSIS 70

VARIABLE	V78	A38.EVER MARRIED	
Code	0	1	
	DELETED		TOTAL REVISED
Frequency	552	2	554 2
Percent	0.0	100.0	100.0

ANALYSIS 71

VARIABLE	V79	A39.NUMBER MARRIAGES						
Code	0	1	2	3	4	9		
	DELETED					DELETED		TOTAL REVISED
Frequency	93	377	68	12	2	2		554 459
Percent	0.0	82.1	14.8	2.6	0.4	0.0		100.0

ANALYSIS 72

VARIABLE	V80	A40.CKPT:NUMBER MARR			
Code	0	1	5	9	
	DELETED			DELETED	TOTAL REVISED
Frequency	93	377	82	2	554 459
Percent	0.0	82.1	17.9	0.0	100.0

ANALYSIS 73

VARIABLE	V81	A41.YRS 1ST MARR														
Code	0	1	2	3	4	5	6	7	8	9	10	11	12	13	15	
	DELETED															
Frequency	470	11	8	4	4	10	6	2	4	2	11	2	3	3	3	
Percent	0.0	13.6	9.9	4.9	4.9	12.3	7.4	2.5	4.9	2.5	13.6	2.5	3.7	3.7	3.7	

Code	16	17	18	19	28	38	98	99	
							DELETED	DELETED	TOTAL REVISED
Frequency	2	2	1	1	1	1	1	2	554 81
Percent	2.5	2.5	1.2	1.2	1.2	1.2	0.0	0.0	100.0

ANALYSIS 74

VARIABLE	V82	A42.END 1ST MARR				
Code	0	1	2	9		
	DELETED			DELETED	TOTAL	REVISED
Frequency	470	7	75	2	554	82
Percent	0.0	8.5	91.5	0.0	100.0	

ANALYSIS 75

VARIABLE	V83	A43.YRS ONLY MARR															
Code	0	1	2	3	4	5	6	7	8	9	10	11	12	13	14		
	DELETED																
Frequency	175	17	19	15	10	15	14	12	9	5	16	9	12	6	5		
Percent	0.0	4.5	5.0	4.0	2.7	4.0	3.7	3.2	2.4	1.3	4.2	2.4	3.2	1.6	1.3		
Code	15	16	17	18	19	20	21	22	23	24	25	26	27	28	29		
Frequency	7	4	7	6	10	14	6	9	6	8	5	7	3	4	2		
Percent	1.9	1.1	1.9	1.6	2.7	3.7	1.6	2.4	1.6	2.1	1.3	1.9	0.8	1.1	0.5		
Code	30	31	32	33	34	35	36	37	38	39	40	41	42	43	44		
Frequency	5	6	1	3	10	3	8	7	3	6	10	7	2	6	6		
Percent	1.3	1.6	0.3	0.8	2.7	0.8	2.1	1.9	0.8	1.6	2.7	1.9	0.5	1.6	1.6		
Code	45	46	47	48	49	50	52	53	54	57	58	59	99				
												DELETED	TOTAL	REVISED			
Frequency	6	5	4	3	2	1	2	3	3	1	1	1	2	554	377		
Percent	1.6	1.3	1.1	0.8	0.5	0.3	0.5	0.8	0.8	0.3	0.3	0.3	0.0	100.0			

ANALYSIS 76

VARIABLE	V84	A44.YRS RECENT MARR													
Code	0	1	2	3	4	5	6	7	9	10	11	12	13	14	15
	DELETED														
Frequency	470	8	10	6	2	3	6	4	3	4	4	2	3	3	2
Percent	0.0	9.9	12.3	7.4	2.5	3.7	7.4	4.9	3.7	4.9	4.9	2.5	3.7	3.7	2.5

Code	16	18	19	20	22	23	24	27	29	30	33	36	37	40	41
Frequency	1	1	1	2	3	2	1	1	1	2	1	1	2	1	1
Percent	1.2	1.2	1.2	2.5	3.7	2.5	1.2	1.2	1.2	2.5	1.2	1.2	2.5	1.2	1.2

Code	98	99	TOTAL REVISED	
	DELETED	DELETED		
Frequency	1	2	554	81
Percent	0.0	0.0	100.0	

ANALYSIS 77

VARIABLE V85 A45.SPOUSE 1ST MARR

Code	0	1	5	9	TOTAL REVISED	
	DELETED			DELETED		
Frequency	175	334	43	2	554	377
Percent	0.0	88.6	11.4	0.0	100.0	

ANALYSIS 78

VARIABLE V86 A46.RECENT SPOUSE 1ST MA

Code	0	1	5	8	9	TOTAL REVISED	
	DELETED			DELETED	DELETED		
Frequency	471	28	52	1	2	554	80
Percent	0.0	35.0	65.0	0.0	0.0	100.0	

ANALYSIS 79

VARIABLE V87 A47.YRS SPOUSE 1ST MARR

Code	0	1	2	3	4	5	6	7	8	10	11	12	13	14	15
	DELETED														
Frequency	456	4	10	4	4	7	5	7	5	6	2	4	4	4	2
Percent	0.0	5.3	13.2	5.3	5.3	9.2	6.6	9.2	6.6	7.9	2.6	5.3	5.3	5.3	2.6

Code	16	17	18	20	22	23	28	98	99	TOTAL REVISED	
								DELETED	DELETED		
Frequency	1	1	1	1	2	1	1	18	4	554	76
Percent	1.3	1.3	1.3	1.3	2.6	1.3	1.3	0.0	0.0	100.0	

ANALYSIS 80

VARIABLE	V88	A48.END SPOUSE 1ST MARR				
Code	0	1	2	9		
	DELETED			DELETED	TOTAL	REVISED
Frequency	456	7	86	5	554	93
Percent	0.0	7.5	92.5	0.0	100.0	

ANALYSIS 81

VARIABLE	V89	A49.CREDIT CARD				
Code	1	3	5	9		
				DELETED	TOTAL	REVISED
Frequency	241	10	302	1	554	553
Percent	43.6	1.8	54.6	0.0	100.0	

ANALYSIS 82

VARIABLE	V90	A51.INSTALLMENT BUYING					
Code	1	3	5	8	9		
				DELETED	DELETED	TOTAL	REVISED
Frequency	381	13	155	3	2	554	549
Percent	69.4	2.4	28.2	0.0	0.0	100.0	

ANALYSIS 83

VARIABLE	V91	A53.KEEP RECORDS					
Code	1	3	5	8	9		
				DELETED	DELETED	TOTAL	REVISED
Frequency	242	1	306	1	4	554	549
Percent	44.1	0.2	55.7	0.0	0.0	100.0	

ANALYSIS 84

VARIABLE	V92	A54.SAVINGS/INVESTMENTS				
Code	1	5	9	DELETED	TOTAL	REVISED
Frequency	415	135	4	554	550	
Percent	75.5	24.5	0.0	100.0		

ANALYSIS 85

VARIABLE	V93	A55.MONTHLY SAVINGS					
Code	1	3	5	8	DELETED	TOTAL	REVISED
Frequency	541	2	9	2	554	552	
Percent	98.0	0.4	1.6	0.0	100.0		

ANALYSIS 86

VARIABLE	V94	A56.SAVE IF DO WITHOUT								
Code	0	1	3	5	8	9	DELETED	DELETED	TOTAL	REVISED
Frequency	11	276	3	261	1	2	554	540		
Percent	0.0	51.1	0.6	48.3	0.0	0.0	100.0			

ANALYSIS 87

VARIABLE	V95	B1.GOV'T IN HOUSING ETC							
Code	1	3	5	8	9	DELETED	DELETED	TOTAL	REVISED
Frequency	96	147	292	12	7	554	535		
Percent	17.9	27.5	54.6	0.0	0.0	100.0			

ANALYSIS 88

VARIABLE	V96	B2.PARTY ID							TOTAL REVISED		
Code	1	2	3	5	7	8	9	DELETED	DELETED		
Frequency	115	214	155	50	7	6	7			554	541
Percent	21.3	39.6	28.7	9.2	1.3	0.0	0.0			100.0	

ANALYSIS 89

VARIABLE	V97	B3.PARTY CLOSER						TOTAL REVISED		
Code	0	1	2	3	8	9	DELETED	DELETED		
Frequency	329	56	67	85	4	13			554	208
Percent	0.0	26.9	32.2	40.9	0.0	0.0			100.0	

ANALYSIS 90

VARIABLE	V98	B4.VOTE 1984				TOTAL REVISED		
Code	1	5	8	9	DELETED	DELETED		
Frequency	396	155	1	2	554	551		
Percent	71.9	28.1	0.0	0.0	100.0			

ANALYSIS 91

VARIABLE	V99	B5.VOTE PRES						TOTAL REVISED		
Code	0	1	2	7	8	9	DELETED	DELETED		
Frequency	156	213	153	13	2	17			554	379
Percent	0.0	56.2	40.4	3.4	0.0	0.0			100.0	

ANALYSIS 92

VARIABLE	V100	B6.VOTE 1986						
Code	0	1	5	8	9	TOTAL REVISIED		
	DELETED			DELETED	DELETED			
Frequency	1	323	208	20	2	554	531	
Percent	0.0	60.8	39.2	0.0	0.0	100.0		

ANALYSIS 93

VARIABLE	V101	B7.VOTE GOV						
Code	0	1	2	7	8	9	TOTAL REVISIED	
	DELETED				DELETED	DELETED		
Frequency	229	234	73	4	1	13	554	311
Percent	0.0	75.2	23.5	1.3	0.0	0.0	100.0	

ANALYSIS 94

VARIABLE	V102	B8.CAND PREFER						
Code	1	3	5	6	8	9	TOTAL REVISIED	
					DELETED	DELETED		
Frequency	219	16	302	1	9	7	554	538
Percent	40.7	3.0	56.1	0.2	0.0	0.0	100.0	

ANALYSIS 95

VARIABLE	V103	B9.PRES BY RULES						
Code	1	3	5	8	9	TOTAL REVISIED		
				DELETED	DELETED			
Frequency	102	1	436	10	5	554	539	
Percent	18.9	0.2	80.9	0.0	0.0	100.0		

ANALYSIS 96

VARIABLE	V104	B10.FREE SPEECH				
Code	1	5	9	DELETED	TOTAL	REVISED
Frequency	480	70	4		554	550
Percent	87.3	12.7	0.0		100.0	

ANALYSIS 97

VARIABLE	V105	B11.SPEECH V.RELIG				
Code	1	5	9	DELETED	TOTAL	REVISED
Frequency	401	150	3		554	551
Percent	72.8	27.2	0.0		100.0	

ANALYSIS 98

VARIABLE	V106	B12.SPEECH FOR FASCISM						
Code	1	5	8	9	DELETED	DELETED	TOTAL	REVISED
Frequency	337	204	9	4			554	541
Percent	62.3	37.7	0.0	0.0			100.0	

ANALYSIS 99

VARIABLE	V107	B13.SPEECH FOR COMMUN						
Code	1	5	8	9	DELETED	DELETED	TOTAL	REVISED
Frequency	333	209	8	4			554	542
Percent	61.4	38.6	0.0	0.0			100.0	

ANALYSIS 100

VARIABLE V108 B14.SCHOOLS

Code	1	3	5	8	9	TOTAL REVISED	
Frequency	502	9	39	2	2	554	550
Percent	91.3	1.6	7.1	0.0	0.0	100.0	

ANALYSIS 101

VARIABLE V109 B15.CHKPT R RACE

Code	1	5	9	TOTAL REVISED	
Frequency	147	406	1	554	553
Percent	26.6	73.4	0.0	100.0	

ANALYSIS 102

VARIABLE V110 B16.WHITE MOVED IN

Code	0	1	5	9	TOTAL REVISED	
Frequency	406	2	145	1	554	147
Percent	0.0	1.4	98.6	0.0	100.0	

ANALYSIS 103

VARIABLE V111 B17.BLACK MOVED IN

Code	0	1	3	5	7	9	TOTAL REVISED	
Frequency	147	61	1	341	1	3	554	404
Percent	0.0	15.1	0.2	84.4	0.2	0.0	100.0	

ANALYSIS 104

VARIABLE	V112	B18.NUCLEAR WAR					
Code	1	3	5	9			
				DELETED	TOTAL	REVISED	
Frequency	117	242	194	1	554	553	
Percent	21.2	43.8	35.1	0.0	100.0		

ANALYSIS 105

VARIABLE	V113	B19.OFFICIALS INTERESTED					
Code	1	5	8	9			
			DELETED	DELETED	TOTAL	REVISED	
Frequency	364	182	4	4	554	546	
Percent	66.7	33.3	0.0	0.0	100.0		

ANALYSIS 106

VARIABLE	V114	B20.COUNT ON					
Code	1	5	9				
			DELETED	TOTAL	REVISED		
Frequency	432	119	3	554	551		
Percent	78.4	21.6	0.0	100.0			

ANALYSIS 107

VARIABLE	V115	B21.CHILDREN FUTURE						
Code	1	3	5	8	9			
			DELETED	DELETED	TOTAL	REVISED		
Frequency	205	6	336	6	1	554	547	
Percent	37.5	1.1	61.4	0.0	0.0	100.0		

ANALYSIS 108

VARIABLE	V116	B22.CHILD VALUES 1ST					9	TOTAL REVISED	
Code	1	2	3	4	5	DELETED			
Frequency	117	6	301	69	60	1	554	553	
Percent	21.2	1.1	54.4	12.5	10.8	0.0	100.0		

ANALYSIS 109

VARIABLE	V117	B23.CHILD VALUES 2ND					9	TOTAL REVISED	
Code	1	2	3	4	5	DELETED			
Frequency	84	15	89	206	159	1	554	553	
Percent	15.2	2.7	16.1	37.3	28.8	0.0	100.0		

ANALYSIS 110

VARIABLE	V118	B24.CHILD VALUES 3RD					9	TOTAL REVISED	
Code	1	2	3	4	5	DELETED			
Frequency	85	35	60	181	190	3	554	551	
Percent	15.4	6.4	10.9	32.8	34.5	0.0	100.0		

ANALYSIS 111

VARIABLE	V119	B25.CHILD VALUES 4TH					8	9	TOTAL REVISED	
Code	1	2	3	4	5	DELETED	DELETED			
Frequency	155	120	61	83	125	2	8	554	544	
Percent	28.5	22.1	11.2	15.3	23.0	0.0	0.0	100.0		

ANALYSIS 112

VARIABLE V120 B26.SATISF DETROIT

Code	1	2	3	4	5	6	7	9	DELETED	TOTAL	REVISED
Frequency	155	122	68	111	30	24	42	2		554	552
Percent	28.1	22.1	12.3	20.1	5.4	4.3	7.6	0.0		100.0	

ANALYSIS 113

VARIABLE V121 B27.SATISF NEIGHBORHOOD

Code	1	2	3	4	5	6	7	9	DELETED	TOTAL	REVISED
Frequency	204	104	72	90	28	22	33	1		554	553
Percent	36.9	18.8	13.0	16.3	5.1	4.0	6.0	0.0		100.0	

ANALYSIS 114

VARIABLE V122 B28.SATISF LIFE

Code	1	2	3	4	5	6	7	9	DELETED	TOTAL	REVISED
Frequency	161	144	76	111	31	18	12	1		554	553
Percent	29.1	26.0	13.7	20.1	5.6	3.3	2.2	0.0		100.0	

ANALYSIS 115

VARIABLE V123 B29.SATISF FAMILY

Code	1	2	3	4	5	6	7	9	DELETED	TOTAL	REVISED
Frequency	255	131	51	58	27	17	14	1		554	553
Percent	46.1	23.7	9.2	10.5	4.9	3.1	2.5	0.0		100.0	

ANALYSIS 116

VARIABLE V124 B30.SATISF INCOME

Code	1	2	3	4	5	6	7	9	DELETED	TOTAL	REVISED
Frequency	106	94	76	112	56	37	71	2	554	552	
Percent	19.2	17.0	13.8	20.3	10.1	6.7	12.9	0.0	100.0		

ANALYSIS 117

VARIABLE V125 B31.SATISF LIVING STANDA

Code	1	2	3	4	5	6	7	9	DELETED	TOTAL	REVISED
Frequency	149	141	73	113	43	15	19	1	554	553	
Percent	26.9	25.5	13.2	20.4	7.8	2.7	3.4	0.0	100.0		

ANALYSIS 118

VARIABLE V126 C1.RELIGION INTEREST

Code	1	2	3	4	9	DELETED	TOTAL	REVISED
Frequency	247	209	71	26	1	554	553	
Percent	44.7	37.8	12.8	4.7	0.0	100.0		

ANALYSIS 119

VARIABLE V127 C12.SUNDAY SCHOOL

Code	1	2	3	4	5	7	9	DELETED	TOTAL	REVISED
Frequency	347	81	1	88	31	4	2	554	552	
Percent	62.9	14.7	0.2	15.9	5.6	0.7	0.0	100.0		

ANALYSIS 120

VARIABLE V128 C13.JOIN CHURCH

Code	1	5	TOTAL
Frequency	417	137	554
Percent	75.3	24.7	100.0

ANALYSIS 121

VARIABLE V129 C14.LIVE WITH PARENTS

Code	1	5	TOTAL
Frequency	413	141	554
Percent	74.5	25.5	100.0

ANALYSIS 122

VARIABLE V130 C18.FATHER LIVING

Code	1	5	8	9	TOTAL	REVISED
			DELETED	DELETED		
Frequency	256	293	2	3	554	549
Percent	46.6	53.4	0.0	0.0	100.0	

ANALYSIS 123

VARIABLE V131 C24.FA RELIGIOSITY

Code	0	1	3	5	8	9	TOTAL	REVISED
	DELETED				DELETED	DELETED		
Frequency	13	138	187	165	44	7	554	490
Percent	0.0	28.2	38.2	33.7	0.0	0.0	100.0	

ANALYSIS 124

VARIABLE V132 C25.MOTHER LIVING

Code	1	5	9	TOTAL REVISED	
			DELETED	554	553
Frequency	343	210	1	554	553
Percent	62.0	38.0	0.0	100.0	

ANALYSIS 125

VARIABLE V133 C31.MO RELIGIOSITY

Code	0	1	3	5	8	9	TOTAL REVISED	
	DELETED				DELETED	DELETED	554	527
Frequency	7	277	178	72	17	3	554	527
Percent	0.0	52.6	33.8	13.7	0.0	0.0	100.0	

ANALYSIS 126

VARIABLE V134 C32.ATTEND SERVICES

Code	1	2	3	4	5	6	TOTAL
Frequency	67	97	63	47	160	120	554
Percent	12.1	17.5	11.4	8.5	28.9	21.7	100.0

ANALYSIS 127

VARIABLE V135 C33.REASON ATTEND

Code	0	1	2	3	4	5	6	7	8	9	TOTAL REVISED	
	DELETED										554	434
Frequency	120	7	3	22	240	5	15	50	64	28	554	434
Percent	0.0	1.6	0.7	5.1	55.3	1.2	3.5	11.5	14.7	6.5	100.0	

ANALYSIS 128

VARIABLE	V136	C34.CHANGE ATTEND				
Code	0	1	3	5		
	DELETED				TOTAL	REVISED
Frequency	120	111	127	196	554	434
Percent	0.0	25.6	29.3	45.2	100.0	

ANALYSIS 129

VARIABLE	V137	C36.CHANGE ATTEND				
Code	0	1	3	5	9	
	DELETED				DELETED	TOTAL REVISED
Frequency	433	1	43	75	2	554 119
Percent	0.0	0.8	36.1	63.0	0.0	100.0

ANALYSIS 130

VARIABLE	V138	C38.USUAL CHURCH				
Code	0	1	5	9		
	DELETED			DELETED	TOTAL	REVISED
Frequency	119	371	62	2	554	433
Percent	0.0	85.7	14.3	0.0	100.0	

ANALYSIS 131

VARIABLE	V139	C39.CHURCH NAME				
Code	0	1	2	3	8	9
	DELETED				DELETED	DELETED
Frequency	181	253	6	108	1	5
Percent	0.0	68.9	1.6	29.4	0.0	0.0
					554	367
					100.0	

ANALYSIS 132

VARIABLE	V140	C40.MAIN CHURCH		TOTAL REVISED	
Code	0	1	9		
	DELETED		DELETED		
Frequency	544	7	3	554	7
Percent	0.0	100.0	0.0	100.0	

ANALYSIS 133

VARIABLE	V141	C41.MEMBER CHURCH			TOTAL REVISED	
Code	0	1	5	9		
	DELETED			DELETED		
Frequency	181	268	103	2	554	371
Percent	0.0	72.2	27.8	0.0	100.0	

ANALYSIS 134

VARIABLE	V142	C42.YEARS ATTEND																TOTAL REVISED	
Code	0	1	2	3	4	5	6	7	8	9	10	11	12	13	14				
	DELETED																		
Frequency	181	37	22	24	20	21	15	15	12	8	15	3	6	4	9				
Percent	0.0	10.0	5.9	6.5	5.4	5.7	4.1	4.1	3.2	2.2	4.1	0.8	1.6	1.1	2.4				
Code	15	16	17	18	19	20	21	22	23	25	26	27	28	29	30				
Frequency	17	7	10	4	3	21	2	3	8	13	2	2	5	2	5				
Percent	4.6	1.9	2.7	1.1	0.8	5.7	0.5	0.8	2.2	3.5	0.5	0.5	1.4	0.5	1.4				
Code	31	32	33	34	35	36	37	38	39	40	45	46	47	50	54				
Frequency	1	1	3	1	3	2	2	4	2	5	4	1	3	1	1				
Percent	0.3	0.3	0.8	0.3	0.8	0.5	0.5	1.1	0.5	1.4	1.1	0.3	0.8	0.3	0.3				
Code	55	59	71	97	99	TOTAL REVISED													
					DELETED														
Frequency	1	1	1	18	3	554	370												
Percent	0.3	0.3	0.3	4.9	0.0	100.0													

ANALYSIS 135

VARIABLE	V143	C43.LAST CHURCH							
Code	0	1	3	7	8	9			
	DELETED				DELETED	DELETED	TOTAL	REVISED	
Frequency	206	125	128	73	8	14	554	326	
Percent	0.0	38.3	39.3	22.4	0.0	0.0	100.0		

ANALYSIS 136

VARIABLE	V144	C47.CHANGE INTEREST					
Code	1	3	5	8			
			DELETED	DELETED	TOTAL	REVISED	
Frequency	198	238	117	1	554	553	
Percent	35.8	43.0	21.2	0.0	100.0		

ANALYSIS 137

VARIABLE	V145	D14.HEAVENLY FATHER						
Code	0	1	5	8	9			
	DELETED			DELETED	DELETED	TOTAL	REVISED	
Frequency	476	45	28	1	4	554	73	
Percent	0.0	61.6	38.4	0.0	0.0	100.0		

ANALYSIS 138

VARIABLE	V146	D15.ANSWERS PRAYERS							
Code	0	1	3	5	8	9			
	DELETED				DELETED	DELETED	TOTAL	REVISED	
Frequency	29	445	4	60	12	4	554	509	
Percent	0.0	87.4	0.8	11.8	0.0	0.0	100.0		

ANALYSIS 139

VARIABLE V147 D16.PRAY HOW OFTEN

Code	0	1	2	3	4	5	6	8	9	TOTAL REVISED	
DELETED	DELETED							DELETED	DELETED	554	518
Frequency	29	138	168	52	30	83	47	1	6		
Percent	0.0	26.6	32.4	10.0	5.8	16.0	9.1	0.0	0.0	100.0	

ANALYSIS 140

VARIABLE V148 D17.LIFE AFTER DEATH

Code	0	1	5	8	9	TOTAL REVISED	
DELETED	DELETED			DELETED	DELETED	554	498
Frequency	30	363	135	21	5		
Percent	0.0	72.9	27.1	0.0	0.0	100.0	

ANALYSIS 141

VARIABLE V149 D18.PUNISH/REWARD

Code	0	1	5	8	9	TOTAL REVISED	
DELETED	DELETED			DELETED	DELETED	554	350
Frequency	187	248	102	14	3		
Percent	0.0	70.9	29.1	0.0	0.0	100.0	

ANALYSIS 142

VARIABLE V150 D19.FAITH/LIFE LED

Code	0	1	3	5	8	9	TOTAL REVISED	
DELETED	DELETED			DELETED	DELETED	554	257	
Frequency	293	119	17	121	1	3		
Percent	0.0	46.3	6.6	47.1	0.0	0.0	100.0	

ANALYSIS 143

VARIABLE V151 D20.WEEKLY WORSHIP

Code	0	1	3	5	8	9	TOTAL REVISED	
	DELETED				DELETED	DELETED		
Frequency	29	258	1	256	7	3	554	515
Percent	0.0	50.1	0.2	49.7	0.0	0.0	100.0	

ANALYSIS 144

VARIABLE V152 D21.WORLD SOON END

Code	0	1	5	8	9	TOTAL REVISED	
	DELETED			DELETED	DELETED		
Frequency	29	150	350	22	3	554	500
Percent	0.0	30.0	70.0	0.0	0.0	100.0	

ANALYSIS 145

VARIABLE V153 D22.AFRAID OF GOD

Code	0	1	5	8	9	TOTAL REVISED	
	DELETED			DELETED	DELETED		
Frequency	29	106	413	2	4	554	519
Percent	0.0	20.4	79.6	0.0	0.0	100.0	

ANALYSIS 146

VARIABLE V154 D23.TREAT PEOPLE/ATTEND

Code	0	1	3	5	6	8	9	TOTAL REVISED	
	DELETED					DELETED	DELETED		
Frequency	29	369	144	3	2	4	3	554	518
Percent	0.0	71.2	27.8	0.6	0.4	0.0	0.0	100.0	

ANALYSIS 147

VARIABLE V155 D24.GET AHEAD/SATISF

Code	0	1	3	5	6	7	8	9	TOTAL	REVISED
DELETED							DELETED	DELETED	554	498
Frequency	29	280	7	199	11	1	22	5		
Percent	0.0	56.2	1.4	40.0	2.2	0.2	0.0	0.0	100.0	

ANALYSIS 148

VARIABLE V156 D25.YOUR WORK IMPORT

Code	0	1	5	8	9	TOTAL	REVISED
DELETED				DELETED	DELETED	554	513
Frequency	29	395	118	8	4		
Percent	0.0	77.0	23.0	0.0	0.0	100.0	

ANALYSIS 149

VARIABLE V157 D26.JESUS BELIEF

Code	0	1	2	7	8	9	TOTAL	REVISED
DELETED					DELETED	DELETED	554	511
Frequency	29	402	90	19	6	8		
Percent	0.0	78.7	17.6	3.7	0.0	0.0	100.0	

ANALYSIS 150

VARIABLE V158 D28.DOUBTED

Code	0	1	5	8	9	TOTAL	REVISED
DELETED				DELETED	DELETED	554	520
Frequency	29	116	404	2	3		
Percent	0.0	22.3	77.7	0.0	0.0	100.0	

ANALYSIS 151

VARIABLE V159 D31.GOOD AMERICAN

Code	0	1	5	8	9	TOTAL REVISED	
	DELETED			DELETED	DELETED		
Frequency	29	425	86	9	5	554	511
Percent	0.0	83.2	16.8	0.0	0.0	100.0	

ANALYSIS 152

VARIABLE V160 D32.ASK GOD DECISIONS

Code	0	1	3	5	8	9	TOTAL REVISED	
	DELETED				DELETED	DELETED		
Frequency	29	177	232	112	1	3	554	521
Percent	0.0	34.0	44.5	21.5	0.0	0.0	100.0	

ANALYSIS 153

VARIABLE V161 D33.QUESTION CHURCH

Code	0	1	5	8	9	TOTAL REVISED	
	DELETED			DELETED	DELETED		
Frequency	31	461	54	3	5	554	515
Percent	0.0	89.5	10.5	0.0	0.0	100.0	

ANALYSIS 154

VARIABLE V162 D34.INFLUENCE BELIEFS

Code	0	1	2	3	4	5	6	7	8	98	99	TOTAL REVISED	
	DELETED									DELETED	DELETED		
Frequency	11	40	16	68	305	66	22	6	17	1	2	554	540
Percent	0.0	7.4	3.0	12.6	56.5	12.2	4.1	1.1	3.1	0.0	0.0	100.0	

ANALYSIS 155

VARIABLE	V163	D35.INFLUENCE-2ND										TOTAL	REVISED
Code	0	1	2	3	4	5	6	7	8	98	99		
	DELETED									DELETED	DELETED		
Frequency	19	73	66	87	77	159	44	14	5	4	6	554	525
Percent	0.0	13.9	12.6	16.6	14.7	30.3	8.4	2.7	1.0	0.0	0.0	100.0	

ANALYSIS 156

VARIABLE	V164	D36.RELIGIOUS EXPERIENCE				TOTAL	REVISED
Code	1	5	8	9			
			DELETED	DELETED			
Frequency	191	359	1	3	554	550	
Percent	34.7	65.3	0.0	0.0	100.0		

ANALYSIS 157

VARIABLE	V165	D37.IMPORTANT				TOTAL	REVISED
Code	0	1	5	9			
	DELETED			DELETED			
Frequency	364	175	14	1	554	189	
Percent	0.0	92.6	7.4	0.0	100.0		

ANALYSIS 158

VARIABLE	V166	D39.CHKPT:CHRISTIAN				TOTAL	REVISED
Code	0	1	2	9			
	DELETED			DELETED			
Frequency	362	174	17	1	554	191	
Percent	0.0	91.1	8.9	0.0	100.0		

ANALYSIS 159

VARIABLE V167 D40.JESUS SAVIOR

Code	0	1	5	8	9	TOTAL REVISED	
	DELETED			DELETED	DELETED		
Frequency	380	78	90	1	5	554	168
Percent	0.0	46.4	53.6	0.0	0.0	100.0	

ANALYSIS 160

VARIABLE V168 D41.ENCOURAGE OTHERS

Code	0	1	5	9	TOTAL REVISED	
	DELETED			DELETED		
Frequency	380	114	55	5	554	169
Percent	0.0	67.5	32.5	0.0	100.0	

ANALYSIS 161

VARIABLE V169 D42.EFFECT ON POLITICS

Code	1	5	9	TOTAL REVISED	
			DELETED		
Frequency	97	456	1	554	553
Percent	17.5	82.5	0.0	100.0	

ANALYSIS 162

VARIABLE V170 D44.PULPIT POLITICS

Code	1	2	3	4	5	8	9	TOTAL REVISED	
						DELETED	DELETED		
Frequency	24	36	3	317	164	6	4	554	544
Percent	4.4	6.6	0.6	58.3	30.1	0.0	0.0	100.0	

ANALYSIS 163

VARIABLE	V171	D45.BIBLE VIEWS							
Code	1	2	3	4	8	9			
					DELETED	DELETED	TOTAL REVISED		
Frequency	205	292	34	13	5	5	554	544	
Percent	37.7	53.7	6.3	2.4	0.0	0.0	100.0		

ANALYSIS 164

VARIABLE	V172	D50.CHKPT:INTEREST				
Code	1	2	9			
			DELETED	TOTAL REVISED		
Frequency	30	523	1	554	553	
Percent	5.4	94.6	0.0	100.0		

ANALYSIS 165

VARIABLE	V173	D51.CHKPT:RELIGION					
Code	0	1	2	9			
	DELETED			DELETED	TOTAL REVISED		
Frequency	31	4	515	4	554	519	
Percent	0.0	0.8	99.2	0.0	100.0		

ANALYSIS 166

VARIABLE	V174	D52.READ BIBLE YEAR					
Code	0	1	5	9			
	DELETED			DELETED	TOTAL REVISED		
Frequency	30	278	241	5	554	519	
Percent	0.0	53.6	46.4	0.0	100.0		

ANALYSIS 167

VARIABLE V175 D53.EVER READ BIBLE

Code	0	1	5	9	TOTAL REVISED	
	DELETED		DELETED			
Frequency	309	216	23	6	554	239
Percent	0.0	90.4	9.6	0.0	100.0	

ANALYSIS 168

VARIABLE V176 D54.YEARS AGO

Code	0	1	2	3	4	5	6	7	8	10	11	12	13	14	15
	DELETED														
Frequency	334	12	24	13	10	16	5	9	2	24	1	6	2	3	23
Percent	0.0	5.8	11.7	6.3	4.9	7.8	2.4	4.4	1.0	11.7	0.5	2.9	1.0	1.5	11.2

Code	17	18	20	25	30	35	40	45	50	55	60	98	99	TOTAL REVISED		
	DELETED												DELETED			
Frequency	3	4	18	10	5	1	9	1	3	1	1	8	6	554	206	
Percent	1.5	1.9	8.7	4.9	2.4	0.5	4.4	0.5	1.5	0.5	0.5	0.0	0.0	100.0		

ANALYSIS 169

VARIABLE V177 D55.HOW OFTEN

Code	0	1	2	3	4	5	6	7	9	TOTAL REVISED	
	DELETED									DELETED	
Frequency	272	35	28	52	45	19	81	17	5	554	277
Percent	0.0	12.6	10.1	18.8	16.2	6.9	29.2	6.1	0.0	100.0	

ANALYSIS 170

VARIABLE V178 D61.TV RELIGIOUS

Code	0	1	3	5	6	9	TOTAL REVISED	
	DELETED						DELETED	
Frequency	279	4	30	220	16	5	554	270
Percent	0.0	1.5	11.1	81.5	5.9	0.0	100.0	

ANALYSIS 171

VARIABLE V179 D62.HOW MANY RELIGIOUS

Code	0	1	3	5	6	9		
	DELETED					DELETED	TOTAL	REVISED
Frequency	283	20	22	183	41	5	554	266
Percent	0.0	7.5	8.3	68.8	15.4	0.0	100.0	

ANALYSIS 172

VARIABLE V180 D63.DIAL-A-PRAYER

Code	0	1	5	8	9			
	DELETED			DELETED	DELETED	TOTAL	REVISED	
Frequency	30	29	488	2	5	554	517	
Percent	0.0	5.6	94.4	0.0	0.0	100.0		

ANALYSIS 173

VARIABLE V181 D64.CALL HOW OFTEN

Code	0	1	2	4	5	6	7	9		
	DELETED							DELETED	TOTAL	REVISED
Frequency	521	1	2	4	3	6	13	4	554	29
Percent	0.0	3.4	6.9	13.8	10.3	20.7	44.8	0.0	100.0	

ANALYSIS 174

VARIABLE V182 D68.CHPNT:EMPLOYMENT

Code	1	2	9		
		DELETED	TOTAL	REVISED	
Frequency	330	223	1	554	553
Percent	59.7	40.3	0.0	100.0	

ANALYSIS 175

VARIABLE V183 D69.TALK RELIG COWORKERS

Code	0	1	3	5	6	9	TOTAL REVISED	
	DELETED					DELETED		
Frequency	223	31	181	114	4	1	554	330
Percent	0.0	9.4	54.8	34.5	1.2	0.0	100.0	

ANALYSIS 176

VARIABLE V184 D70.EFFECT ON BELIEFS

Code	0	1	5	9	TOTAL REVISED	
	DELETED			DELETED		
Frequency	341	38	174	1	554	212
Percent	0.0	17.9	82.1	0.0	100.0	

ANALYSIS 177

VARIABLE V185 D72.COWORKERS FAITH

Code	0	1	5	9	TOTAL REVISED	
	DELETED			DELETED		
Frequency	227	12	314	1	554	326
Percent	0.0	3.7	96.3	0.0	100.0	

ANALYSIS 178

VARIABLE V186 D73.TALK RELIG NEIGHBORS

Code	0	1	3	5	7	9	TOTAL REVISED	
	DELETED					DELETED		
Frequency	327	21	94	104	4	4	554	223
Percent	0.0	9.4	42.2	46.6	1.8	0.0	100.0	

ANALYSIS 179

VARIABLE V187 D74.EFFECTS ON BELIEFS

Code	0	1	5	9	TOTAL REVISED	
	DELETED			DELETED		
Frequency	434	14	102	4	554	116
Percent	0.0	12.1	87.9	0.0	100.0	

ANALYSIS 180

VARIABLE V188 D76.NEIGHBORS FAITH

Code	0	1	5	9	TOTAL REVISED	
	DELETED			DELETED		
Frequency	331	12	207	4	554	219
Percent	0.0	5.5	94.5	0.0	100.0	

ANALYSIS 181

VARIABLE V189 CODER SCREEN ONE

Code	1	2	3	4	5	6	9	TOTAL REVISED	
							DELETED		
Frequency	54	56	98	67	88	190	1	554	553
Percent	9.8	10.1	17.7	12.1	15.9	34.4	0.0	100.0	

ANALYSIS 182

VARIABLE V190 E5.FRIENDS PROTESTANT

Code	0	1	2	3	4	5	6	7	8	9	TOTAL REVISED	
	DELETED							DELETED	DELETED	DELETED		
Frequency	335	27	58	33	46	33	14	1	6	1	554	211
Percent	0.0	12.8	27.5	15.6	21.8	15.6	6.6	0.0	0.0	0.0	100.0	

ANALYSIS 183

VARIABLE V191 E6.DISCOURAGE CATHOLIC

Code	0	1	5	8	9	TOTAL REVISED	
	DELETED			DELETED	DELETED		
Frequency	335	59	156	2	2	554	215
Percent	0.0	27.4	72.6	0.0	0.0	100.0	

ANALYSIS 184

VARIABLE V192 E7.DISTURBED IF CATHOLIC

Code	0	1	5	9	TOTAL REVISED	
	DELETED			DELETED		
Frequency	395	35	122	2	554	157
Percent	0.0	22.3	77.7	0.0	100.0	

ANALYSIS 185

VARIABLE V193 E8.MINISTRY GOOD FIELD

Code	0	1	3	5	8	TOTAL REVISED	
	DELETED				DELETED		
Frequency	335	168	2	41	8	554	211
Percent	0.0	79.6	0.9	19.4	0.0	100.0	

ANALYSIS 186

VARIABLE V194 E9.WOMEN MINISTERS

Code	0	1	3	5	8	TOTAL REVISED	
	DELETED				DELETED		
Frequency	335	180	1	35	3	554	216
Percent	0.0	83.3	0.5	16.2	0.0	100.0	

ANALYSIS 187

VARIABLE	V195	E10.RELATIVES CATHOLIC							
Code	0	1	2	3	4	5	6		
	DELETED							TOTAL REVISED	
Frequency	361	97	45	17	20	12	2	554	193
Percent	0.0	50.3	23.3	8.8	10.4	6.2	1.0	100.0	

ANALYSIS 188

VARIABLE	V196	E11.MARRY CATHOLICS				
Code	0	1	5			
	DELETED			TOTAL REVISED		
Frequency	361	92	101	554	193	
Percent	0.0	47.7	52.3	100.0		

ANALYSIS 189

VARIABLE	V197	E12.FRIENDS BE CATHOLICS				
Code	0	1	5			
	DELETED			TOTAL REVISED		
Frequency	361	18	175	554	193	
Percent	0.0	9.3	90.7	100.0		

ANALYSIS 190

VARIABLE	V198	E13.YOUR FRIENDS CATHOLI									
Code	0	1	2	3	4	5	6	8			
	DELETED							DELETED	TOTAL REVISED		
Frequency	361	12	35	23	59	49	12	3	554	190	
Percent	0.0	6.3	18.4	12.1	31.1	25.8	6.3	0.0	100.0		

ANALYSIS 191

VARIABLE	V199	E14.DISCOURAGE PROTESTAN					
Code	0	1	5	8			
	DELETED			DELETED	TOTAL	REVISED	
Frequency	361	102	90	1	554	192	
Percent	0.0	53.1	46.9	0.0	100.0		

ANALYSIS 192

VARIABLE	V200	E15.DISTURBED IF PROTEST				
Code	0	1	5			
	DELETED			TOTAL	REVISED	
Frequency	464	37	53	554	90	
Percent	0.0	41.1	58.9	100.0		

ANALYSIS 193

VARIABLE	V201	E16.CATHOLIC TRUE CHURCH						
Code	0	1	5	8	9			
	DELETED			DELETED	DELETED	TOTAL	REVISED	
Frequency	361	47	141	3	2	554	188	
Percent	0.0	25.0	75.0	0.0	0.0	100.0		

ANALYSIS 194

VARIABLE	V202	E17.PRIEST GOOD FIELD					
Code	0	1	3	5	8		
	DELETED			DELETED	DELETED	TOTAL	REVISED
Frequency	361	129	5	55	4	554	189
Percent	0.0	68.3	2.6	29.1	0.0	100.0	

ANALYSIS 195

VARIABLE V203 E18.NUN GOOD FIELD

Code	0	1	3	5	8	9	TOTAL REVISED	
	DELETED				DELETED	DELETED		
Frequency	361	112	4	71	5	1	554	187
Percent	0.0	59.9	2.1	38.0	0.0	0.0	100.0	

ANALYSIS 196

VARIABLE V204 E19.WOMEN PRIESTS

Code	0	1	5	8	9	TOTAL REVISED	
	DELETED			DELETED	DELETED		
Frequency	361	124	64	4	1	554	188
Percent	0.0	66.0	34.0	0.0	0.0	100.0	

ANALYSIS 197

VARIABLE V205 E20.PRIESTS MARRY

Code	0	1	5	8	TOTAL REVISED	
	DELETED			DELETED		
Frequency	361	152	40	1	554	192
Percent	0.0	79.2	20.8	0.0	100.0	

ANALYSIS 198

VARIABLE V206 E21.RELATIVES JEWISH

Code	0	1	2	3	4	9	TOTAL REVISED	
	DELETED					DELETED		
Frequency	535	9	5	2	2	1	554	18
Percent	0.0	50.0	27.8	11.1	11.1	0.0	100.0	

ANALYSIS 199

VARIABLE	V207	E22.MARRY JEWISH				
Code	0	1	5	9		
	DELETED			DELETED	TOTAL	REVISED
Frequency	536	13	4	1	554	17
Percent	0.0	76.5	23.5	0.0	100.0	

ANALYSIS 200

VARIABLE	V208	E23.FRIENDS JEWISH				
Code	0	1	5	9		
	DELETED			DELETED	TOTAL	REVISED
Frequency	536	4	13	1	554	17
Percent	0.0	23.5	76.5	0.0	100.0	

ANALYSIS 201

VARIABLE	V209	E24.YOUR FRIENDS JEWISH						
Code	0	1	2	3	4	5	9	
	DELETED						DELETED	TOTAL
Frequency	536	3	7	1	4	2	1	554
Percent	0.0	17.6	41.2	5.9	23.5	11.8	0.0	100.0

ANALYSIS 202

VARIABLE	V210	E25.DISCOURAGE CHRISTIAN				
Code	0	1	5			
	DELETED				TOTAL	REVISED
Frequency	536	16	2		554	18
Percent	0.0	88.9	11.1		100.0	

ANALYSIS 203

VARIABLE V211 E26.DISTURBED IF CHRISTI

Code	0	5		
	DELETED		TOTAL	REVISED
Frequency	552	2	554	2
Percent	0.0	100.0	100.0	

ANALYSIS 204

VARIABLE V212 E27.SEDER

Code	0	1	5	
	DELETED			TOTAL REVISED
Frequency	536	15	3	554 18
Percent	0.0	83.3	16.7	100.0

ANALYSIS 205

VARIABLE V213 E28.FRIDAY CANDLES

Code	0	1	5	
	DELETED			TOTAL REVISED
Frequency	540	9	5	554 14
Percent	0.0	64.3	35.7	100.0

ANALYSIS 206

VARIABLE V214 E29.HANUKAH

Code	0	1	5	
	DELETED			TOTAL REVISED
Frequency	536	15	3	554 18
Percent	0.0	83.3	16.7	100.0

ANALYSIS 207

VARIABLE	V215	E30.SEPARATE DISHES				
Code	0	1	5			
	DELETED			TOTAL	REVISED	
Frequency	536	5	13	554	18	
Percent	0.0	27.8	72.2	100.0		

ANALYSIS 208

VARIABLE	V216	E31.RABBI GOOD FIELD				
Code	0	1	5	8		
	DELETED			DELETED	TOTAL	REVISED
Frequency	536	13	4	1	554	17
Percent	0.0	76.5	23.5	0.0	100.0	

ANALYSIS 209

VARIABLE	V217	E32.WOMEN RABBIS				
Code	0	1	5			
	DELETED			TOTAL	REVISED	
Frequency	536	16	2	554	18	
Percent	0.0	88.9	11.1	100.0		

ANALYSIS 210

VARIABLE	V218	E33.CLOSER CATH/PROT								
Code	0	1	2	3	5	8	9			
	DELETED					DELETED	DELETED	TOTAL	REVISED	
Frequency	476	26	16	21	4	10	1	554	67	
Percent	0.0	38.8	23.9	31.3	6.0	0.0	0.0	100.0		

ANALYSIS 211

VARIABLE V219 E34.RELATIVES FAITH

Code	0	1	2	3	4	5	6	8	9	TOTAL REVISED	
	DELETED							DELETED	DELETED		
Frequency	476	17	17	4	7	17	14	1	1	554	76
Percent	0.0	22.4	22.4	5.3	9.2	22.4	18.4	0.0	0.0	100.0	

ANALYSIS 212

VARIABLE V220 E35.MARRY IN FAITH

Code	0	1	3	5	8	9	TOTAL REVISED	
	DELETED				DELETED	DELETED		
Frequency	476	37	2	37	1	1	554	76
Percent	0.0	48.7	2.6	48.7	0.0	0.0	100.0	

ANALYSIS 213

VARIABLE V221 E36.FRIENDS IN FAITH

Code	0	1	5	9	TOTAL REVISED	
	DELETED			DELETED		
Frequency	476	18	59	1	554	77
Percent	0.0	23.4	76.6	0.0	100.0	

ANALYSIS 214

VARIABLE V222 E37.OWN FRIENDS IN FAITH

Code	0	1	2	3	4	5	6	8	9	TOTAL REVISED	
	DELETED							DELETED	DELETED		
Frequency	476	11	12	6	7	22	17	1	2	554	75
Percent	0.0	14.7	16.0	8.0	9.3	29.3	22.7	0.0	0.0	100.0	

ANALYSIS 215

VARIABLE V223 E38.DISCOURAGE PROT/CATH

Code	0	1	5	8	9	TOTAL REVISED	
	DELETED			DELETED	DELETED		
Frequency	476	19	54	2	3	554	73
Percent	0.0	26.0	74.0	0.0	0.0	100.0	

ANALYSIS 216

VARIABLE V224 E39.DISTURBED IF PROT/CA

Code	0	1	5	8	9	TOTAL REVISED	
	DELETED			DELETED	DELETED		
Frequency	496	11	43	1	3	554	54
Percent	0.0	20.4	79.6	0.0	0.0	100.0	

ANALYSIS 217

VARIABLE V225 E41.CHKPT:X/Z FORM

Code	1	2	TOTAL
Frequency	277	277	554
Percent	50.0	50.0	100.0

ANALYSIS 218

VARIABLE V226 E42.X-SCHOOL PRAYER

Code	0	1	5	8	9	TOTAL REVISED	
	DELETED	<i>Allowed</i>		DELETED	DELETED		
		<i>Not Allowed</i>					
Frequency	275	212	61	5	1	554	273
Percent	0.0	77.7	22.3	0.0	0.0	100.0	

?

ANALYSIS 219

VARIABLE	V227	E43.Z-SCHOOL PRAYER							
Code	0	<i>Required</i>		<i>Not required</i>		8	9		
	DELETED	1	5	7	DELETED	DELETED	TOTAL	REVISED	
Frequency	276	106	162	4	2	4	554	272	
Percent	0.0	39.0	59.6	1.5	0.0	0.0	100.0		

ANALYSIS 220

VARIABLE	V228	E44.CARE NEXT FELLOW						
Code	1	3	5	9	DELETED	TOTAL	REVISED	
Frequency	227	1	324	2	554	552		
Percent	41.1	0.2	58.7	0.0	100.0			

ANALYSIS 221

VARIABLE	V229	E45.HARDLY FAIR CHILDREN							
Code	1	3	5	8	9	DELETED	DELETED	TOTAL	REVISED
Frequency	211	2	334	2	5	554	547		
Percent	38.6	0.4	61.1	0.0	0.0	100.0			

ANALYSIS 222

VARIABLE	V230	E46.LIVE FOR TODAY							
Code	1	3	5	8	9	DELETED	DELETED	TOTAL	REVISED
Frequency	221	1	329	1	2	554	551		
Percent	40.1	0.2	59.7	0.0	0.0	100.0			

ANALYSIS 223

VARIABLE	E47.SHARE OF SORROWS						
Code	1	3	5	9	DELETED	TOTAL	REVISED
Frequency	274	216	62	2	554	552	
Percent	49.6	39.1	11.2	0.0	100.0		

ANALYSIS 224

VARIABLE	E48.TIES FAMILY/FRIENDS									
Code	1	2	3	5	8	9	DELETED	DELETED	TOTAL	REVISED
Frequency	413	1	60	76	2	2	554	550		
Percent	75.1	0.2	10.9	13.8	0.0	0.0	100.0			

ANALYSIS 225

VARIABLE	F1.GAMBLING									
Code	1	2	3	4	8	9	DELETED	DELETED	TOTAL	REVISED
Frequency	118	73	295	57	6	5	554	543		
Percent	21.7	13.4	54.3	10.5	0.0	0.0	100.0			

ANALYSIS 226

VARIABLE	F2.LAWS VS GAMBLING								
Code	0	1	5	8	9	DELETED	DELETED	TOTAL	REVISED
Frequency	59	132	352	6	5	554	484		
Percent	0.0	27.3	72.7	0.0	0.0	100.0			

ANALYSIS 227

VARIABLE	V235	F3.DRINKING							
Code	1	2	3	4	8	9	DELETED	DELETED	TOTAL REVISED
Frequency	56	35	277	177	3	6			554 545
Percent	10.3	6.4	50.8	32.5	0.0	0.0			100.0

ANALYSIS 228

VARIABLE	V236	F4.DRINKING AGE								
Code	1	2	5	6	7	8	9	DELETED	DELETED	TOTAL REVISED
Frequency	502	1	24	12	8	2	5			554 547
Percent	91.8	0.2	4.4	2.2	1.5	0.0	0.0			100.0

ANALYSIS 229

VARIABLE	V237	F5.DIVORCE							
Code	1	2	3	4	8	9	DELETED	DELETED	TOTAL REVISED
Frequency	43	66	373	66	1	5			554 548
Percent	7.8	12.0	68.1	12.0	0.0	0.0			100.0

ANALYSIS 230

VARIABLE	V238	F6.BIRTH CONTROL							
Code	1	2	3	4	8	9	DELETED	DELETED	TOTAL REVISED
Frequency	26	21	130	367	4	6			554 544
Percent	4.8	3.9	23.9	67.5	0.0	0.0			100.0

ANALYSIS 231

VARIABLE V239 F7.ABORT MORE CHILDREN

Code	1	3	5	8	9	TOTAL REVISED	
Frequency	282	2	259	5	6	554	543
Percent	51.9	0.4	47.7	0.0	0.0	100.0	

ANALYSIS 232

VARIABLE V240 F8.ABORT DEFECTIVE

Code	1	3	5	8	9	TOTAL REVISED	
Frequency	437	2	104	8	3	554	543
Percent	80.5	0.4	19.2	0.0	0.0	100.0	

ANALYSIS 233

VARIABLE V241 F9.SURROGATE MOTHERS

Code	1	3	5	8	9	TOTAL REVISED	
Frequency	231	1	310	9	3	554	542
Percent	42.6	0.2	57.2	0.0	0.0	100.0	

ANALYSIS 234

VARIABLE V242 F10.TEST TUBE FERTIL

Code	1	3	5	8	9	TOTAL REVISED	
Frequency	317	1	227	5	4	554	545
Percent	58.2	0.2	41.7	0.0	0.0	100.0	

ANALYSIS 235

VARIABLE V244 G1.YEAR BORN

Code	0	2	4	5	6	7	9	10	11	12	13	14	15	16	17
Frequency	1	1	1	4	3	4	4	5	2	4	2	9	4	3	8
Percent	0.2	0.2	0.2	0.7	0.5	0.7	0.7	0.9	0.4	0.7	0.4	1.6	0.7	0.5	1.5
Code	18	19	20	21	22	23	24	25	26	27	28	29	30	31	32
Frequency	6	10	6	9	6	10	9	10	8	10	4	8	12	6	7
Percent	1.1	1.8	1.1	1.6	1.1	1.8	1.6	1.8	1.5	1.8	0.7	1.5	2.2	1.1	1.3
Code	33	34	35	36	37	38	39	40	41	42	43	44	45	46	47
Frequency	6	5	8	10	9	5	2	9	11	3	12	20	9	6	15
Percent	1.1	0.9	1.5	1.8	1.6	0.9	0.4	1.6	2.0	0.5	2.2	3.6	1.6	1.1	2.7
Code	48	49	50	51	52	53	54	55	56	57	58	59	60	61	62
Frequency	14	14	19	10	10	13	14	20	16	24	10	13	14	10	9
Percent	2.5	2.5	3.5	1.8	1.8	2.4	2.5	3.6	2.9	4.4	1.8	2.4	2.5	1.8	1.6
Code	63	64	65	66	98	99	TOTAL REVISED								
Frequency	14	9	8	3	DELETED	DELETED	554	550							
Percent	2.5	1.6	1.5	0.5	0.0	0.0	100.0								

ANALYSIS 236

VARIABLE V245 G1.DECADE BORN

Code	0	1	2	3	4	5	6	9	TOTAL REVISED		
Frequency	18	53	81	70	113	148	67	DELETED	4	554	550
Percent	3.3	9.6	14.7	12.7	20.5	26.9	12.2	0.0		100.0	

ANALYSIS 237

VARIABLE	V246	G2.RAISE CHILDREN				
Code	1	5	9	DELETED	TOTAL	REVISED
Frequency	433	119	2	554	552	
Percent	78.4	21.6	0.0	100.0		

ANALYSIS 238

VARIABLE	V247	G2A.NUMBER CHILDREN															
Code	0	1	2	3	4	5	6	7	8	9	10	14	99	DELETED	TOTAL	REVISED	
Frequency	119	99	147	87	48	23	10	9	6	2	1	1	2	554	433		
Percent	0.0	22.9	33.9	20.1	11.1	5.3	2.3	2.1	1.4	0.5	0.2	0.2	0.0	100.0			

ANALYSIS 239

VARIABLE	V248	G3.CHKPT:R AGE				
Code	1	2	9	DELETED	TOTAL	REVISED
Frequency	311	242	1	554	553	
Percent	56.2	43.8	0.0	100.0		

ANALYSIS 240

VARIABLE	V249	G4.MORE CHILDREN									
Code	0	1	2	3	4	5	9	DELETED	TOTAL	REVISED	
Frequency	244	49	43	46	39	130	3	554	307		
Percent	0.0	16.0	14.0	15.0	12.7	42.3	0.0	100.0			

ANALYSIS 241

VARIABLE	V250	G5.NUMBER CHILDREN ALL										TOTAL	REVISED
Code	0	1	2	3	4	5	6	10	98	99			
	DELETED								DELETED	DELETED			
Frequency	460	9	40	23	6	5	1	1	4	5	554	85	
Percent	0.0	10.6	47.1	27.1	7.1	5.9	1.2	1.2	0.0	0.0	100.0		

ANALYSIS 242

VARIABLE	V251	G6.CHKPT:CHILDREN				TOTAL	REVISED
Code	1	2	3	9			
				DELETED			
Frequency	434	53	65	2	554	552	
Percent	78.6	9.6	11.8	0.0	100.0		

ANALYSIS 243

VARIABLE	V252	G13.CHKPT:CHILDRENS AGES				TOTAL	REVISED
Code	0	1	2	9			
	DELETED			DELETED			
Frequency	118	409	25	2	554	434	
Percent	0.0	94.2	5.8	0.0	100.0		

ANALYSIS 244

VARIABLE	V253	G14.RELIG TRNG				TOTAL	REVISED
Code	0	1	5	9			
	DELETED			DELETED			
Frequency	143	281	126	4	554	407	
Percent	0.0	69.0	31.0	0.0	100.0		

ANALYSIS 245

VARIABLE V254 G16.12 YR OLD DECIDE

Code	0	1	3	5	8	9		
	DELETED				DELETED	DELETED	TOTAL	REVISED
Frequency	143	94	1	310	1	5	554	405
Percent	0.0	23.2	0.2	76.5	0.0	0.0	100.0	

ANALYSIS 246

VARIABLE V255 G17.ENCOURAGE PRAY

Code	0	1	3	5	9		
	DELETED				DELETED	TOTAL	REVISED
Frequency	143	320	1	87	3	554	408
Percent	0.0	78.4	0.2	21.3	0.0	100.0	

ANALYSIS 247

VARIABLE V256 G18.SCHOOLS

Code	0	1	2	3	7	9		
	DELETED				DELETED	DELETED	TOTAL	REVISED
Frequency	146	300	49	38	17	4	554	404
Percent	0.0	74.3	12.1	9.4	4.2	0.0	100.0	

ANALYSIS 248

VARIABLE V257 G19.SUNDAY SCHOOL

Code	0	1	2	3	4	7	8	9		
	DELETED					DELETED	DELETED	DELETED	TOTAL	REVISED
Frequency	142	183	65	110	45	4	1	4	554	407
Percent	0.0	45.0	16.0	27.0	11.1	1.0	0.0	0.0	100.0	

ANALYSIS 249

VARIABLE V258 G20.ATTEND WITH CHILDREN

Code	0	1	2	3	4	7	8	9	TOTAL REVISED	
	DELETED						DELETED	DELETED		
Frequency	143	128	63	135	79	2	1	3	554	407
Percent	0.0	31.4	15.5	33.2	19.4	0.5	0.0	0.0	100.0	

ANALYSIS 250

VARIABLE V259 G21.SAY GRACE

Code	0	1	5	9	TOTAL REVISED	
	DELETED			DELETED		
Frequency	78	355	118	3	554	473
Percent	0.0	75.1	24.9	0.0	100.0	

ANALYSIS 251

VARIABLE V260 G22.HOW OFTEN

Code	0	1	5	9	TOTAL REVISED	
	DELETED			DELETED		
Frequency	196	219	135	4	554	354
Percent	0.0	61.9	38.1	0.0	100.0	

ANALYSIS 252

VARIABLE V261 G23.GRACE GROWING UP

Code	0	1	5	8	9	TOTAL REVISED	
	DELETED			DELETED	DELETED		
Frequency	78	369	102	1	4	554	471
Percent	0.0	78.3	21.7	0.0	0.0	100.0	

ANALYSIS 253

VARIABLE V262 G24.HOW OFTEN

Code	0	1	3	5	9		
	DELETED				DELETED	TOTAL	REVISED
Frequency	181	280	1	88	4	554	369
Percent	0.0	75.9	0.3	23.8	0.0	100.0	

ANALYSIS 254

VARIABLE V263 G25.RELIG TRNG

Code	0	1	3	5	8	9		
	DELETED				DELETED	DELETED	TOTAL	REVISED
Frequency	472	64	1	13	1	3	554	78
Percent	0.0	82.1	1.3	16.7	0.0	0.0	100.0	

ANALYSIS 255

VARIABLE V264 G27.12 YR OLD DECIDE

Code	0	1	3	5	9		
	DELETED				DELETED	TOTAL	REVISED
Frequency	473	23	2	54	2	554	79
Percent	0.0	29.1	2.5	68.4	0.0	100.0	

ANALYSIS 256

VARIABLE V265 G28.ENCOURAGE PRAY

Code	0	1	5	7	8	9		
	DELETED				DELETED	DELETED	TOTAL	REVISED
Frequency	473	64	12	1	1	3	554	77
Percent	0.0	83.1	15.6	1.3	0.0	0.0	100.0	

ANALYSIS 257

VARIABLE	V266	G29.SCHOOL TYPE								
Code	0	1	2	3	7	8	9			
	DELETED					DELETED	DELETED	TOTAL	REVISED	
Frequency	474	42	20	3	6	5	4	554	71	
Percent	0.0	59.2	28.2	4.2	8.5	0.0	0.0	100.0		

ANALYSIS 258

VARIABLE	V267	G30.SUNDAY SCHOOL								
Code	0	1	2	3	4	8	9			
	DELETED					DELETED	DELETED	TOTAL	REVISED	
Frequency	473	39	14	14	8	2	4	554	75	
Percent	0.0	52.0	18.7	18.7	10.7	0.0	0.0	100.0		

ANALYSIS 259

VARIABLE	V268	G31.ATTEND WITH CHILDREN								
Code	0	1	2	3	4	5	8	9		
	DELETED						DELETED	DELETED	TOTAL	REVISED
Frequency	473	33	10	26	5	1	2	4	554	75
Percent	0.0	44.0	13.3	34.7	6.7	1.3	0.0	0.0	100.0	

ANALYSIS 260

VARIABLE	V269	G32.SAY GRACE					
Code	0	1	5	9			
	DELETED			DELETED	TOTAL	REVISED	
Frequency	473	48	31	2	554	79	
Percent	0.0	60.8	39.2	0.0	100.0		

ANALYSIS 261

VARIABLE V270 G33.HOW OFTEN

Code	0	1	2	5	9		
	DELETED			DELETED	DELETED	TOTAL	REVISED
Frequency	504	26	7	15	2	554	48
Percent	0.0	54.2	14.6	31.3	0.0	100.0	

ANALYSIS 262

VARIABLE V271 G34.GRACE GROWING UP

Code	0	1	5	8	9		
	DELETED			DELETED	DELETED	TOTAL	REVISED
Frequency	473	65	13	1	2	554	78
Percent	0.0	83.3	16.7	0.0	0.0	100.0	

ANALYSIS 263

VARIABLE V272 G35.HOW OFTEN

Code	0	1	5	9		
	DELETED			DELETED	TOTAL	REVISED
Frequency	485	45	21	3	554	66
Percent	0.0	68.2	31.8	0.0	100.0	

ANALYSIS 264

VARIABLE V273 G36.CHKPT:CHILDREN

Code	0	1	2	9		
	DELETED			DELETED	TOTAL	REVISED
Frequency	475	24	53	2	554	77
Percent	0.0	31.2	68.8	0.0	100.0	

ANALYSIS 265

VARIABLE V274 H1.R EDUCATION YRS

Code	0	3	4	5	6	7	8	9	10	11	12	13	14	15	16
Frequency	1	1	3	4	2	9	18	12	36	29	176	42	72	36	56
Percent	0.2	0.2	0.5	0.7	0.4	1.6	3.3	2.2	6.5	5.3	31.9	7.6	13.0	6.5	10.1

Code	17	99	TOTAL REVISED	
	DELETED			
Frequency	55	2	554	552
Percent	10.0	0.0	100.0	

ANALYSIS 266

VARIABLE V275 H1.R EDUC.CATEGORY

Code	0	1	2	3	4	5	6	9	TOTAL REVISED	
	DELETED						DELETED			
Frequency	1	38	75	176	151	106	5	2	554	551
Percent	0.0	6.9	13.6	31.9	27.4	19.2	0.9	0.0	100.0	

ANALYSIS 267

VARIABLE V276 H2.DIPLOMA

Code	0	1	5	9	TOTAL REVISED	
	DELETED			DELETED		
Frequency	260	181	110	3	554	291
Percent	0.0	62.2	37.8	0.0	100.0	

ANALYSIS 268

VARIABLE V277 H3.COLLEGE DEGREE

Code	0	1	3	5	9	TOTAL REVISED	
	DELETED			DELETED			
Frequency	289	114	21	128	2	554	263
Percent	0.0	43.3	8.0	48.7	0.0	100.0	

ANALYSIS 269

VARIABLE V278 H4.RELIGIOUS SCHLS

Code	0	1	5	9		
	DELETED			DELETED	TOTAL	REVISED
Frequency	1	141	410	2	554	551
Percent	0.0	25.6	74.4	0.0	100.0	

ANALYSIS 270

VARIABLE V279 H5.YEARS RELIG SCHLS

Code	0	1	2	3	4	5	6	7	8	9	10	11	12	13	14
	DELETED														
Frequency	411	6	5	9	14	9	11	5	29	6	8	1	28	1	4
Percent	0.0	4.3	3.5	6.4	9.9	6.4	7.8	3.5	20.6	4.3	5.7	0.7	19.9	0.7	2.8

Code	15	16	99		
			DELETED	TOTAL	REVISED
Frequency	3	2	2	554	141
Percent	2.1	1.4	0.0	100.0	

ANALYSIS 271

VARIABLE V280 H6.MOTHER EDUC YRS

Code	0	2	3	4	5	6	7	8	9	10	11	12	13	14	15
	DELETED														
Frequency	13	4	8	10	13	31	14	71	20	31	21	191	10	19	5
Percent	0.0	0.8	1.6	2.1	2.7	6.4	2.9	14.6	4.1	6.4	4.3	39.3	2.1	3.9	1.0

Code	16	17	98	99		
			DELETED	DELETED	TOTAL	REVISED
Frequency	26	12	52	3	554	486
Percent	5.3	2.5	0.0	0.0	100.0	

ANALYSIS 272

VARIABLE	V281	H6.M0 EDUC CATEGORY										
Code	0	1	2	3	4	5	6	8	9			
	DELETED							DELETED	DELETED	TOTAL	REVISED	
Frequency	14	151	72	191	34	34	4	49	5	554	486	
Percent	0.0	31.1	14.8	39.3	7.0	7.0	0.8	0.0	0.0	100.0		

ANALYSIS 273

VARIABLE	V282	H7.FATHER EDUC YRS														
Code	0	2	3	4	5	6	7	8	9	10	11	12	13	14	15	
	DELETED															
Frequency	20	2	14	14	13	32	11	65	23	36	23	152	10	16	3	
Percent	0.0	0.4	3.0	3.0	2.8	6.9	2.4	13.9	4.9	7.7	4.9	32.6	2.1	3.4	0.6	

Code	16	17	18	19	97	98	99	TOTAL REVISED	
					DELETED	DELETED		554	466
Frequency	25	24	1	1	1	65	3		
Percent	5.4	5.2	0.2	0.2	0.2	0.0	0.0	100.0	

ANALYSIS 274

VARIABLE	V283	H7.FA EDUC CATEGORY										
Code	0	1	2	3	4	5	6	8	9			
	DELETED							DELETED	DELETED	TOTAL	REVISED	
Frequency	22	152	81	154	29	42	10	61	3	554	468	
Percent	0.0	32.5	17.3	32.9	6.2	9.0	2.1	0.0	0.0	100.0		

ANALYSIS 275

VARIABLE	V284	H16.FATHER PARTY ID										
Code	0	1	2	3	5	7	8	9				
	DELETED						DELETED	DELETED	TOTAL	REVISED		
Frequency	26	104	280	49	36	2	52	5	554	471		
Percent	0.0	22.1	59.4	10.4	7.6	0.4	0.0	0.0	100.0			

ANALYSIS 276

VARIABLE V285 H17.MOTHER PARTY ID

Code	0	1	2	3	5	7	8	9	TOTAL REVISED	
	DELETED						DELETED	DELETED		
Frequency	17	100	287	51	50	4	39	6	554	492
Percent	0.0	20.3	58.3	10.4	10.2	0.8	0.0	0.0	100.0	

ANALYSIS 277

VARIABLE V286 H28.CHKPT:MARITAL STATUS

Code	1	2	3	9	TOTAL REVISED	
				DELETED		
Frequency	293	49	210	2	554	552
Percent	53.1	8.9	38.0	0.0	100.0	

ANALYSIS 278

VARIABLE V287 H29.SPOUSE WORKING

Code	0	1	5	9	TOTAL REVISED	
	DELETED			DELETED		
Frequency	259	181	112	2	554	293
Percent	0.0	61.8	38.2	0.0	100.0	

ANALYSIS 279

VARIABLE V288 H30.HOURS WORKED

Code	0	2	3	4	8	12	15	16	20	24	25	28	30	32	34
	DELETED														
Frequency	381	1	1	1	4	2	3	2	5	5	4	2	5	2	1
Percent	0.0	0.6	0.6	0.6	2.4	1.2	1.8	1.2	2.9	2.9	2.4	1.2	2.9	1.2	0.6

Code	35	36	38	40	44	45	47	48	49	50	55	56	58	60	63
Frequency	2	3	1	72	1	12	1	7	1	15	1	3	2	6	1
Percent	1.2	1.8	0.6	42.4	0.6	7.1	0.6	4.1	0.6	8.8	0.6	1.8	1.2	3.5	0.6

Code	65	90	95	99	TOTAL REVISED	
				DELETED	554	170
Frequency	2	1	1	3		
Percent	1.2	0.6	0.6	0.0	100.0	

ANALYSIS 280

VARIABLE V289 H31.SPOUSE NOT WORKING

Code	0	1	2	3	4	5	6	9	TOTAL REVISED	
	DELETED						DELETED		554	111
Frequency	440	2	40	2	8	54	5	3		
Percent	0.0	1.8	36.0	1.8	7.2	48.6	4.5	0.0	100.0	

ANALYSIS 281

VARIABLE V290 H32.SPOUSE EVER WORK

Code	0	1	5	9	TOTAL REVISED	
	DELETED		DELETED		554	151
Frequency	401	137	14	2		
Percent	0.0	90.7	9.3	0.0	100.0	

ANALYSIS 282

VARIABLE V291 H37.SELF-EMPLOYED

Code	0	1	5	9	TOTAL REVISED	
	DELETED		DELETED		554	329
Frequency	222	30	299	3		
Percent	0.0	9.1	90.9	0.0	100.0	

ANALYSIS 283

VARIABLE	V292	H38.EMPLOY OTHERS				
Code	0	1	5	9		
	DELETED		DELETED	TOTAL	REVISED	
Frequency	521	22	7	4	554	29
Percent	0.0	75.9	24.1	0.0	100.0	

ANALYSIS 284

VARIABLE	V293	H39.HOW MANY PEOPLE									
Code	0	1	2	3	4	6	9				
	DELETED					DELETED	DELETED	TOTAL	REVISED		
Frequency	527	2	12	5	1	1	6	554	21		
Percent	0.0	9.5	57.1	23.8	4.8	4.8	0.0	100.0			

ANALYSIS 285

VARIABLE	V294	H40.SPOUSE EDUC YRS													
Code	0	1	4	5	6	7	8	9	10	11	12	13	14	15	16
	DELETED														
Frequency	209	1	1	4	3	2	19	8	21	12	117	25	44	17	34
Percent	0.0	0.3	0.3	1.2	0.9	0.6	5.6	2.4	6.2	3.5	34.4	7.4	12.9	5.0	10.0

Code	17	98	99		
	DELETED	DELETED	DELETED	TOTAL	REVISED
Frequency	32	2	3	554	340
Percent	9.4	0.0	0.0	100.0	

ANALYSIS 286

VARIABLE	V295	H40.SPOUSE EDUC CATEG									
Code	0	1	2	3	4	5	6	8	9		
	DELETED						DELETED	DELETED	TOTAL	REVISED	
Frequency	209	32	42	115	87	54	10	2	3	554	340
Percent	0.0	9.4	12.4	33.8	25.6	15.9	2.9	0.0	0.0	100.0	

ANALYSIS 287

VARIABLE	V296	H41.SPOUSE DIPLOMA					
Code	0	1	2	5	9	TOTAL REVISED	
	DELETED				DELETED		
Frequency	359	118	1	72	4	554	191
Percent	0.0	61.8	0.5	37.7	0.0	100.0	

ANALYSIS 288

VARIABLE	V297	H42.SPOUSE DEGREE						
Code	0	1	3	4	5	9	TOTAL REVISED	
	DELETED				DELETED			
Frequency	396	74	9	1	69	5	554	153
Percent	0.0	48.4	5.9	0.7	45.1	0.0	100.0	

ANALYSIS 289

VARIABLE	V298	H43.SPOUSE RELIG SCHLS						
Code	0	1	3	5	8	9	TOTAL REVISED	
	DELETED				DELETED	DELETED		
Frequency	208	97	1	243	2	3	554	341
Percent	0.0	28.4	0.3	71.3	0.0	0.0	100.0	

ANALYSIS 290

VARIABLE	V299	H44.YRS ATTEND													
Code	0	1	2	3	4	5	6	7	8	9	10	11	12	13	14
	DELETED														
Frequency	454	3	5	6	10	3	11	3	18	2	3	1	18	3	1
Percent	0.0	3.3	5.6	6.7	11.1	3.3	12.2	3.3	20.0	2.2	3.3	1.1	20.0	3.3	1.1

Code	16	17	98	99	TOTAL REVISED	
			DELETED	DELETED		
Frequency	2	1	6	4	554	90
Percent	2.2	1.1	0.0	0.0	100.0	

ANALYSIS 291

VARIABLE V300 H52.SPOUSE ATTEND SERVIC

Code	0	1	2	3	4	5	9	TOTAL REVISED	
	DELETED						DELETED		
Frequency	208	124	27	21	98	7.1	5	554	341
Percent	0.0	36.4	7.9	6.2	28.7	20.8	0.0	100.0	

ANALYSIS 292

VARIABLE V301 H53.ATTEND TOGETHER

Code	0	1	2	3	4	5	9	TOTAL REVISED	
	DELETED						DELETED		
Frequency	280	93	26	22	108	21	4	554	270
Percent	0.0	34.4	9.6	8.1	40.0	7.8	0.0	100.0	

ANALYSIS 293

VARIABLE V302 H54.SPOUSE PRAY

Code	0	1	5	8	9	TOTAL REVISED	
	DELETED		DELETED	DELETED			
Frequency	208	241	43	58	4	554	284
Percent	0.0	84.9	15.1	0.0	0.0	100.0	

ANALYSIS 294

VARIABLE V303 H55.HOW OFTEN

Code	0	1	2	3	4	5	7	8	9	TOTAL REVISED	
	DELETED						DELETED	DELETED			
Frequency	310	64	83	25	12	28	1	23	8	554	213
Percent	0.0	30.0	39.0	11.7	5.6	13.1	0.5	0.0	0.0	100.0	

ANALYSIS 295

VARIABLE V304 H56.SPOUSE PARTY ID

Code	0	1	2	3	5	7	8	9	TOTAL REVISED	
	DELETED						DELETED	DELETED		
Frequency	208	67	134	88	32	3	17	5	554	324
Percent	0.0	20.7	41.4	27.2	9.9	0.9	0.0	0.0	100.0	

ANALYSIS 296

VARIABLE V305 H57.PARTY CLOSER

Code	0	1	2	3	8	9	TOTAL REVISED	
	DELETED				DELETED	DELETED		
Frequency	418	39	36	42	12	7	554	117
Percent	0.0	33.3	30.8	35.9	0.0	0.0	100.0	

ANALYSIS 297

VARIABLE V306 H62.INCOME FAMILY

Code	1	6	7	8	9	TOTAL
Frequency	332	36	143	33	10	554
Percent	59.9	6.5	25.8	6.0	1.8	100.0

ANALYSIS 298

VARIABLE V307 H63.INCOME FAM-CAT

Code	0	1	2	3	4	5	6	7	8	9	10	11	12	97	98
	DELETED													DELETED	DELETED
Frequency	331	17	17	16	16	17	12	14	12	14	23	10	11	32	6
Percent	0.0	9.5	9.5	8.9	8.9	9.5	6.7	7.8	6.7	7.8	12.8	5.6	6.1	0.0	0.0

Code	99	TOTAL REVISED	
	DELETED		
Frequency	6	554	179
Percent	0.0	100.0	

ANALYSIS 299

VARIABLE	V308	H64.INCOME R						
Code	0	1	6	7	8	9		
	DELETED						TOTAL REVISED	
Frequency	40	339	33	115	16	11	554	514
Percent	0.0	66.0	6.4	22.4	3.1	2.1	100.0	

ANALYSIS 300

VARIABLE	V309	H65.INCOME R-CAT															
Code	0	1	2	3	4	5	6	7	8	9	10	11	12	97	98		
	DELETED															DELETED	DELETED
Frequency	382	29	17	16	10	13	6	8	9	5	11	4	4	31	3		
Percent	0.0	22.0	12.9	12.1	7.6	9.8	4.5	6.1	6.8	3.8	8.3	3.0	3.0	0.0	0.0		

Code	99		
	DELETED	TOTAL REVISED	
Frequency	6	554	132
Percent	0.0	100.0	

ANALYSIS 301

VARIABLE	V310	H66.INCOME ENOUGH					
Code	1	3	5	9			
					DELETED	TOTAL REVISED	
Frequency	248	261	39	6	554	548	
Percent	45.3	47.6	7.1	0.0	100.0		

ANALYSIS 302

VARIABLE	V311	H67.INCOME NEEDED					
Code	0	1	7	8	9		
	DELETED					TOTAL REVISED	
Frequency	261	265	7	9	12	554	293
Percent	0.0	90.4	2.4	3.1	4.1	100.0	

ANALYSIS 303

VARIABLE V312 H67.ANNUAL

Code	0	1	8	9	TOTAL REVISED	
	DELETED		DELETED	DELETED		
Frequency	260	276	3	15	554	276
Percent	0.0	100.0	0.0	0.0	100.0	

ANALYSIS 304

VARIABLE V313 H68.AUTO COMEBACK

Code	1	5	6	8	9	TOTAL REVISED	
			DELETED	DELETED			
Frequency	360	174	1	15	4	554	535
Percent	67.3	32.5	0.2	0.0	0.0	100.0	

ANALYSIS 305

VARIABLE V314 H69.MICHIGAN FAMILY

Code	1	2	3	4	8	9	TOTAL REVISED	
					DELETED	DELETED		
Frequency	62	337	111	38	1	5	554	548
Percent	11.3	61.5	20.3	6.9	0.0	0.0	100.0	

ANALYSIS 306

VARIABLE V315 H70.COMMENTS

Code	1	5	9	TOTAL REVISED	
		DELETED	DELETED		
Frequency	110	436	8	554	546
Percent	20.1	79.9	0.0	100.0	

ANALYSIS 307

VARIABLE V317 J2.R SEX

Code	1	2	9	TOTAL REVISED	
Frequency	250	302	2	554	552
Percent	45.3	54.7	0.0	100.0	

ANALYSIS 308

VARIABLE V318 J3.R RACE/ETHNICITY

Code	1	2	3	4	5	7	9	TOTAL REVISED	
Frequency	391	147	2	7	2	3	2	554	552
Percent	70.8	26.6	0.4	1.3	0.4	0.5	0.0	100.0	

ANALYSIS 309

VARIABLE V319 J4.R UNDERSTANDING

Code	1	2	3	4	9	TOTAL REVISED	
Frequency	281	213	49	6	5	554	549
Percent	51.2	38.8	8.9	1.1	0.0	100.0	

ANALYSIS 310

VARIABLE V320 J5.DIFFICULT QS

Code	0	1	2	3	4	5	6	7	8	9	10	11	12	13	14
Frequency	399	44	27	15	11	7	6	7	4	3	2	5	6	1	2
Percent	0.0	28.8	17.6	9.8	7.2	4.6	3.9	4.6	2.6	2.0	1.3	3.3	3.9	0.7	1.3

Code	15	16	17	18	20	21	28	96	99	TOTAL REVISED	
Frequency	1	2	1	2	2	2	1	2	2	554	153
Percent	0.7	1.3	0.7	1.3	1.3	1.3	0.7	1.3	0.0	100.0	

ANALYSIS 311

VARIABLE	V321 J6.R INTEREST								
Code	1	2	3	4	5	9	DELETED	TOTAL	REVISED
Frequency	131	186	206	23	5	3	554	551	
Percent	23.8	33.8	37.4	4.2	0.9	0.0	100.0		

ANALYSIS 312

VARIABLE	V322 J7.IW ENJOYMENT							
Code	1	2	3	4	9	DELETED	TOTAL	REVISED
Frequency	226	264	51	10	3	554	551	
Percent	41.0	47.9	9.3	1.8	0.0	100.0		

ANALYSIS 313

VARIABLE	V323 J8.THUMBNAIL EVALUATION								
Code	1	2	3	4	5	9	DELETED	TOTAL	REVISED
Frequency	91	155	169	37	101	1	554	553	
Percent	16.5	28.0	30.6	6.7	18.3	0.0	100.0		

ANALYSIS 314

VARIABLE	V324 CODER SCREEN TWO									
Code	1	2	3	4	5	6	9	DELETED	TOTAL	REVISED
Frequency	53	56	99	67	88	190	1	554	553	
Percent	9.6	10.1	17.9	12.1	15.9	34.4	0.0	100.0		

ANALYSIS 315

VARIABLE	V325	E1.CHKPT:RELIG PREF					TOTAL
Code	1	2	3	4	5		
Frequency	219	193	18	78	46	554	
Percent	39.5	34.8	3.2	14.1	8.3	100.0	

ANALYSIS 316

VARIABLE	V326	E2.RELATIVES PROTESTANT								TOTAL	REVISED
Code	0	1	2	3	4	5	6	7	8		
	DELETED								DELETED		
Frequency	335	92	52	14	28	20	10	1	2	554	217
Percent	0.0	42.4	24.0	6.5	12.9	9.2	4.6	0.5	0.0	100.0	

ANALYSIS 317

VARIABLE	V327	E3.MARRY PROTESTANTS			TOTAL	REVISED
Code	0	1	5			
	DELETED					
Frequency	335	92	127	554	219	
Percent	0.0	42.0	58.0	100.0		

ANALYSIS 318

VARIABLE	V328	E4.FRIENDS PROTESTANTS			TOTAL	REVISED
Code	0	1	4	5		
	DELETED					
Frequency	335	38	1	180	554	219
Percent	0.0	17.4	0.5	82.2	100.0	

ANALYSIS 319

VARIABLE	V329	CODER SCR 3					9	TOTAL	REVISED
Code	1	2	3	4	7	DELETED	554	553	
Frequency	84	123	102	185	59	1	554	553	
Percent	15.2	22.2	18.4	33.5	10.7	0.0	100.0		

ANALYSIS 320

VARIABLE	V330	A9-10.R OCCUPATION		TOTAL	REVISED
Code	0	1	2	554	546
Frequency	8	305	241	554	546
Percent	0.0	55.9	44.1	100.0	

ANALYSIS 321

VARIABLE	V332	A21.OCCUP SELF EMPLOY														
Code	0	1	4	11	12	65	75	145	181	183	185	190	216	220	230	
Frequency	469	1	1	1	2	1	2	1	1	1	1	1	2	1	4	
Percent	0.0	1.2	1.2	1.2	2.4	1.2	2.4	1.2	1.2	1.2	1.2	1.2	2.4	1.2	4.8	
Code	245	262	264	270	280	285	305	395	415	425	461	472	473	475	485	
Frequency	24	3	5	1	1	1	1	1	3	1	1	1	2	1	1	
Percent	28.6	3.6	6.0	1.2	1.2	1.2	1.2	1.2	3.6	1.2	1.2	1.2	2.4	1.2	1.2	
Code	510	554	613	663	715	755	764	801	942	962	984	999	TOTAL REVISED			
Frequency	2	1	2	1	2	2	1	3	1	1	1	1	554	84		
Percent	2.4	1.2	2.4	1.2	2.4	2.4	1.2	3.6	1.2	1.2	1.2	0.0	100.0			

ANALYSIS 322

VARIABLE	V333	A21.INDUST SELF EMPLOY													
Code	0	17	19	67	69	187	208	259	298	327	338	417	447	527	619
	DELETED														
Frequency	469	3	2	3	6	1	1	1	1	1	1	3	1	1	8
Percent	0.0	3.6	2.4	3.6	7.1	1.2	1.2	1.2	1.2	1.2	1.2	3.6	1.2	1.2	9.5
Code	628	639	648	669	697	718	728	738	739	747	748	749	757	758	769
Frequency	3	1	2	4	1	3	4	2	1	1	1	2	5	2	1
Percent	3.6	1.2	2.4	4.8	1.2	3.6	4.8	2.4	1.2	1.2	1.2	2.4	6.0	2.4	1.2
Code	777	778	797	798	807	828	829	848	867	888	889	897	999	TOTAL REVISED	
													DELETED	554	84
Frequency	1	1	2	1	1	1	1	2	1	3	3	1	1	554	84
Percent	1.2	1.2	2.4	1.2	1.2	1.2	1.2	2.4	1.2	3.6	3.6	1.2	0.0	100.0	

ANALYSIS 323

VARIABLE	V334	A24X:WORK VALUES I													
Code	0	11	12	13	14	15	21	31	33	41	43	46	51	52	53
	DELETED														
Frequency	265	49	98	8	12	14	31	2	3	5	3	3	5	10	14
Percent	0.0	17.3	34.5	2.8	4.2	4.9	10.9	0.7	1.1	1.8	1.1	1.1	1.8	3.5	4.9
Code	55	61	71	73	86	87	99	TOTAL REVISED							
							DELETED	554	284						
Frequency	4	4	4	8	3	4	5	554	284						
Percent	1.4	1.4	1.4	2.8	1.1	1.4	0.0	100.0							

ANALYSIS 324

VARIABLE	V335	A24X:WORK VALUES II													
Code	0	11	12	13	14	15	21	31	41	46	47	52	53	55	71
	DELETED														
Frequency	412	32	18	3	13	9	25	3	4	2	1	10	12	2	1
Percent	0.0	22.5	12.7	2.1	9.2	6.3	17.6	2.1	2.8	1.4	0.7	7.0	8.5	1.4	0.7

Code	73	87	TOTAL REVISED	
Frequency	5	2	554	142
Percent	3.5	1.4	100.0	

ANALYSIS 325

VARIABLE V336 A34Z:WORK VALUES I

Code	0	11	12	13	14	15	21	33	41	42	43	47	51	52	53
	DELETED														
Frequency	298	63	81	5	4	6	17	1	6	1	1	2	3	16	22
Percent	0.0	25.0	32.1	2.0	1.6	2.4	6.7	0.4	2.4	0.4	0.4	0.8	1.2	6.3	8.7

Code	54	55	61	71	73	86	87	98	99	TOTAL REVISED	
								DELETED	DELETED	554	252
Frequency	2	7	6	1	4	2	2	1	3		
Percent	0.8	2.8	2.4	0.4	1.6	0.8	0.8	0.0	0.0	100.0	

ANALYSIS 326

VARIABLE V337 A34Z:WORK VALUES II

Code	0	11	12	13	14	15	21	31	33	41	43	47	51	52	53
	DELETED														
Frequency	431	22	22	2	11	13	21	4	1	2	1	1	2	3	5
Percent	0.0	18.0	18.0	1.6	9.0	10.7	17.2	3.3	0.8	1.6	0.8	0.8	1.6	2.5	4.1

Code	61	71	73	86	87	99	TOTAL REVISED	
						DELETED	554	122
Frequency	1	2	6	1	2	1		
Percent	0.8	1.6	4.9	0.8	1.6	0.0	100.0	

ANALYSIS 327

VARIABLE V338 A50.CREDIT CARD I

Code	0	10	11	12	13	14	15	17	21	22	26	27	31	46	47
	DELETED														
Frequency	1	39	39	16	2	7	7	1	29	3	14	59	1	10	3
Percent	0.0	7.2	7.2	2.9	0.4	1.3	1.3	0.2	5.3	0.6	2.6	10.8	0.2	1.8	0.6

Code	51	52	55	57	81	82	86	87	98	99	TOTAL REVISIED	
Frequency	133	89	70	1	7	5	3	7	2	6	554	545
Percent	24.4	16.3	12.8	0.2	1.3	0.9	0.6	1.3	0.0	0.0	100.0	

ANALYSIS 328

VARIABLE V339 A50.CREDIT CARD II

Code	0	10	11	12	13	14	15	17	21	26	27	47	51	52	55
Frequency	310	7	25	12	1	3	8	1	8	11	19	8	53	28	36
Percent	0.0	2.9	10.3	4.9	0.4	1.2	3.3	0.4	3.3	4.5	7.8	3.3	21.8	11.5	14.8

Code	57	71	81	82	86	87	99	TOTAL REVISIED	
Frequency	1	3	6	4	3	6	1	554	243
Percent	0.4	1.2	2.5	1.6	1.2	2.5	0.0	100.0	

ANALYSIS 329

VARIABLE V340 A52.INSTALLMENT I

Code	0	10	11	12	13	15	17	21	22	27	31	46	47	51	52
Frequency	2	33	227	64	4	10	1	27	5	7	1	10	7	17	45
Percent	0.0	6.1	42.2	11.9	0.7	1.9	0.2	5.0	0.9	1.3	0.2	1.9	1.3	3.2	8.4

Code	55	57	81	82	86	87	98	99	TOTAL REVISIED	
Frequency	61	2	2	3	7	5	6	8	554	538
Percent	11.3	0.4	0.4	0.6	1.3	0.9	0.0	0.0	100.0	

ANALYSIS 330

VARIABLE V341 A52.INSTALLMENT II

Code	0	10	11	12	13	14	15	17	21	22	27	31	46	47	51
Frequency	378	8	42	23	1	1	6	4	14	5	7	3	1	6	18
Percent	0.0	4.6	24.0	13.1	0.6	0.6	3.4	2.3	8.0	2.9	4.0	1.7	0.6	3.4	10.3

Code	52	55	81	86	87	99	TOTAL REVISED	
Frequency	8	18	4	5	1	1	554	175
Percent	4.6	10.3	2.3	2.9	0.6	0.0	100.0	

ANALYSIS 331

VARIABLE	V342	C2.R RELIG PREF					TOTAL REVISED	
Code	1	2	3	4	5	9		
Frequency	186	192	18	110	47	1	554	553
Percent	33.6	34.7	3.3	19.9	8.5	0.0	100.0	

ANALYSIS 332

VARIABLE	V343	C5/C6.PROT DENOM					TOTAL REVISED	
Code	DELETED	0	1	5	8	9		
Frequency	409	74	53	14	4	554	127	
Percent	0.0	58.3	41.7	0.0	0.0	100.0		

ANALYSIS 333

VARIABLE	V344	C3/C4.RELIG PREF 3 DIG														
Code	1	3	4	5	11	13	14	15	21	23	31	32	33	36	37	
Frequency	191	4	1	3	2	1	7	8	4	3	81	4	12	14	2	
Percent	34.5	0.7	0.2	0.5	0.4	0.2	1.3	1.4	0.7	0.5	14.6	0.7	2.2	2.5	0.4	
Code	41	42	43	44	52	53	54	62	71	81	131	132	134	141	142	
Frequency	1	8	28	1	41	1	1	15	6	2	1	2	1	3	2	
Percent	0.2	1.4	5.1	0.2	7.4	0.2	0.2	2.7	1.1	0.4	0.2	0.4	0.2	0.5	0.4	
Code	144	152	153	155	156	157	158	159	181	201	202	203	204	301	801	
Frequency	2	1	2	5	3	1	9	5	1	9	2	7	5	4	47	
Percent	0.4	0.2	0.4	0.9	0.5	0.2	1.6	0.9	0.2	1.6	0.4	1.3	0.9	0.7	8.5	

ANALYSIS 337

VARIABLE	V348	C10.WHY CHANGED PREF I													
Code	0	1	2	3	5	7	8	12	21	23	25	40	50	70	75
	DELETED														
Frequency	422	27	1	2	5	27	8	5	19	8	3	12	3	1	5
Percent	0.0	21.3	0.8	1.6	3.9	21.3	6.3	3.9	15.0	6.3	2.4	9.4	2.4	0.8	3.9
Code	97	98	99	TOTAL REVISED											
	DELETED	DELETED	DELETED	554	127										
Frequency	1	2	3	554	127										
Percent	0.8	0.0	0.0	100.0											

ANALYSIS 338

VARIABLE	V349	C10.WHY CHANGED PREF II											TOTAL REVISED	
Code	0	1	5	7	8	21	23	25	40	50				
	DELETED													
Frequency	524	4	1	4	5	8	4	1	2	1	554	30		
Percent	0.0	13.3	3.3	13.3	16.7	26.7	13.3	3.3	6.7	3.3	100.0			

ANALYSIS 339

VARIABLE	V350	C11.AGE CHANGED, YRS															
Code	0	7	8	10	12	13	14	15	16	17	18	19	20	21	22		
	DELETED																
Frequency	422	1	3	2	4	1	1	6	3	7	7	8	11	8	5		
Percent	0.0	0.8	2.3	1.5	3.1	0.8	0.8	4.6	2.3	5.4	5.4	6.2	8.5	6.2	3.8		
Code	23	24	25	26	27	28	29	30	31	32	34	35	36	37	38		
Frequency	4	5	4	4	3	3	1	8	5	3	2	4	1	1	1		
Percent	3.1	3.8	3.1	3.1	2.3	2.3	0.8	6.2	3.8	2.3	1.5	3.1	0.8	0.8	0.8		
Code	39	41	43	49	50	54	56	58	62	66	99	TOTAL REVISED					
										DELETED	DELETED	554	130				
Frequency	3	1	2	1	1	1	2	1	1	1	2	554	130				
Percent	2.3	0.8	1.5	0.8	0.8	0.8	1.5	0.8	0.8	0.8	0.0	100.0					

ANALYSIS 340

VARIABLE V351 C11.AGE CHANGED, DECADE

Code	0	1	2	3	4	5	6	9		
	DELETED							DELETED	TOTAL	REVISED
Frequency	426	39	48	28	4	5	2	2	554	126
Percent	0.0	31.0	38.1	22.2	3.2	4.0	1.6	0.0	100.0	

ANALYSIS 341

VARIABLE V352 C15.HAPPENED PARENTS

Code	0	1	2	7	8	9				
	DELETED				DELETED	DELETED	TOTAL	REVISED		
Frequency	410	48	72	19	2	3	554	139		
Percent	0.0	34.5	51.8	13.7	0.0	0.0	100.0			

ANALYSIS 342

VARIABLE V353 C16-17C.PARENT ARRANGEME

Code	0	1	2	3	4	5	6	7	8	9		
	DELETED									DELETED	TOTAL	REVISED
Frequency	1	415	42	36	7	8	15	4	10	16	554	537
Percent	0.0	77.3	7.8	6.7	1.3	1.5	2.8	0.7	1.9	0.0	100.0	

ANALYSIS 343

VARIABLE V354 C19.FA RELIG PREF 1 DIG

Code	0	1	2	3	4	5	7	8	9		
	DELETED						DELETED	DELETED	TOTAL	REVISED	
Frequency	5	200	183	16	88	49	1	10	2	554	537
Percent	0.0	37.2	34.1	3.0	16.4	9.1	0.2	0.0	0.0	100.0	

ANALYSIS 344

VARIABLE	V355	C20/21.FA RELIG 3 DIG													
Code	0	1	3	4	5	11	13	14	15	21	23	31	32	33	37
	DELETED														
Frequency	4	183	9	2	1	3	3	7	3	3	3	113	2	1	1
Percent	0.0	34.1	1.7	0.4	0.2	0.6	0.6	1.3	0.6	0.6	0.6	21.0	0.4	0.2	0.2
Code	41	42	51	53	54	61	71	81	93	114	131	132	134	141	152
Frequency	37	2	44	1	1	8	9	3	1	1	1	2	1	3	1
Percent	6.9	0.4	8.2	0.2	0.2	1.5	1.7	0.6	0.2	0.2	0.2	0.4	0.2	0.6	0.2
Code	153	154	155	156	157	158	159	171	181	201	202	203	801	802	803
Frequency	3	1	4	2	2	2	1	1	1	13	1	1	50	3	1
Percent	0.6	0.2	0.7	0.4	0.4	0.4	0.2	0.2	0.2	2.4	0.2	0.2	9.3	0.6	0.2
Code	804	998	999	TOTAL REVISED											
	DELETED	DELETED	DELETED	TOTAL REVISED											
Frequency	2	12	1	554	537										
Percent	0.4	0.0	0.0	100.0											

ANALYSIS 345

VARIABLE	V356	C22.FA ALWAYS SAME PREF				
Code	0	1	5	8	TOTAL REVISED	
	DELETED			DELETED	TOTAL REVISED	
Frequency	16	427	72	39	554	499
Percent	0.0	85.6	14.4	0.0	100.0	

ANALYSIS 346

VARIABLE	V357	C23.FA PRIOR RELIG PREF													
Code	0	1	5	13	14	31	41	42	44	61	71	141	151	201	203
	DELETED														
Frequency	465	14	2	1	1	11	7	1	1	5	5	1	1	4	1
Percent	0.0	21.2	3.0	1.5	1.5	16.7	10.6	1.5	1.5	7.6	7.6	1.5	1.5	6.1	1.5

Code	801	803	998	TOTAL	REVISED
Frequency	10	1	23	554	66
Percent	15.2	1.5	0.0	100.0	

ANALYSIS 347

VARIABLE V358 C26.MO RELIG PREF 1 DIG

Code	0	1	2	3	4	5	7	8	9	TOTAL	REVISED
DELETED	3	218	200	18	90	16	3	2	4	554	545
Frequency	0.0	40.0	36.7	3.3	16.5	2.9	0.6	0.0	0.0	100.0	
Percent											

ANALYSIS 348

VARIABLE V359 C27/28.MO RELIG PREF 3 D

Code	0	1	3	4	5	11	13	14	15	21	23	24	31	32	33	
DELETED	1	201	5	2	3	1	5	10	2	3	3	1	136	3	1	
Frequency	0.0	36.5	0.9	0.4	0.5	0.2	0.9	1.8	0.4	0.5	0.5	0.2	24.7	0.5	0.2	
Percent																
Code	41	42	44	51	54	61	71	81	114	131	132	134	141	142	153	
Frequency	40	4	1	35	1	15	10	2	1	1	2	1	2	1	4	
Percent	7.3	0.7	0.2	6.4	0.2	2.7	1.8	0.4	0.2	0.2	0.4	0.2	0.4	0.2	0.7	
Code	155	156	157	158	159	181	201	202	203	204	801	802	804	998	999	
DELETED	7	2	3	7	3	2	9	1	1	2	16	1	1	1	1	
Frequency	1.3	0.4	0.5	1.3	0.5	0.4	1.6	0.2	0.2	0.4	2.9	0.2	0.2	0.0	0.0	
Percent																
Code	TOTAL REVISED															
Frequency	554	551														
Percent	100.0															

ANALYSIS 349

VARIABLE V360 C29.MO ALWAYS SAME PREF

Code	0	1	3	5	8		
	DELETED				DELETED	TOTAL REVISED	
Frequency	1	452	1	86	14	554	539
Percent	0.0	83.9	0.2	16.0	0.0	100.0	

ANALYSIS 350

VARIABLE V361 C30.MO PRIOR RELIG PREF

Code	0	1	3	4	5	13	31	32	41	44	51	61	71	81	131
	DELETED														
Frequency	462	19	3	1	1	1	11	1	13	1	2	3	4	1	1
Percent	0.0	23.5	3.7	1.2	1.2	1.2	13.6	1.2	16.0	1.2	2.5	3.7	4.9	1.2	1.2

Code	141	153	156	157	201	301	801	998		
								DELETED	TOTAL REVISED	
Frequency	1	1	1	2	6	1	7	11	554	81
Percent	1.2	1.2	1.2	2.5	7.4	1.2	8.6	0.0	100.0	

ANALYSIS 351

VARIABLE V362 C35/37.WHY CHANGED ATTEN

Code	0	1	2	3	5	7	8	10	12	13	14	15	18	21	23
	DELETED														
Frequency	179	31	1	2	4	36	19	3	29	3	6	4	16	12	37
Percent	0.0	8.4	0.3	0.5	1.1	9.8	5.2	0.8	7.9	0.8	1.6	1.1	4.4	3.3	10.1

Code	25	30	35	37	40	50	55	60	70	75	97	98	99		
												DELETED	DELETED	TOTAL REVISED	
Frequency	1	16	33	24	17	3	6	1	5	51	7	3	5	554	367
Percent	0.3	4.4	9.0	6.5	4.6	0.8	1.6	0.3	1.4	13.9	1.9	0.0	0.0	100.0	

ANALYSIS 352

VARIABLE V363 C35/37.WHY CHANGED ATTEN

Code	0	1	3	5	7	8	10	12	13	14	15	16	18	21	23
DELETED															
Frequency	442	9	1	4	17	17	1	3	3	2	2	1	3	3	8
Percent	0.0	8.2	0.9	3.6	15.5	15.5	0.9	2.7	2.7	1.8	1.8	0.9	2.7	2.7	7.3

Code	25	30	35	37	40	50	55	75	97	99	DELETED	TOTAL REVISED
Frequency	1	6	3	9	3	4	1	7	2	2	554	110
Percent	0.9	5.5	2.7	8.2	2.7	3.6	0.9	6.4	1.8	0.0	100.0	

ANALYSIS 353

VARIABLE V364 C44.CHURCH ACTIVITIES

Code	0	1	5	TOTAL REVISED
DELETED				
Frequency	172	132	250	554 382
Percent	0.0	34.6	65.4	100.0

ANALYSIS 354

VARIABLE V365 C45.NO.RELIG ACTIVITIES

Code	0	1	2	3	4	5	6	TOTAL REVISED
DELETED								
Frequency	440	64	28	16	3	2	1	554 114
Percent	0.0	56.1	24.6	14.0	2.6	1.8	0.9	100.0

ANALYSIS 355

VARIABLE V366 C45.NO.NON-RELIG ACTIVIT

Code	0	1	2	3	4	9	DELETED	TOTAL REVISED
DELETED								
Frequency	494	37	14	6	2	1	554	59
Percent	0.0	62.7	23.7	10.2	3.4	0.0	100.0	

ANALYSIS 356

VARIABLE	V367	C46.FREQUENCY ACTIVITIES									
Code	0	1	2	3	4	5	6	9			
	DELETED							DELETED	TOTAL	REVISED	
Frequency	424	40	18	22	19	29	1	1	554	129	
Percent	0.0	31.0	14.0	17.1	14.7	22.5	0.8	0.0	100.0		

ANALYSIS 357

VARIABLE	V368	C48.WHY CHANGED INTEREST													
Code	0	1	2	3	5	7	8	10	12	13	14	15	18	21	23
	DELETED														
Frequency	238	61	8	6	2	24	19	17	51	1	12	4	4	10	24
Percent	0.0	20.5	2.7	2.0	0.7	8.1	6.4	5.7	17.1	0.3	4.0	1.3	1.3	3.4	8.1
Code	25	30	35	37	50	55	70	75	97	98	99				
										DELETED	DELETED	TOTAL	REVISED		
Frequency	3	3	3	10	2	3	5	20	6	9	9	554	298		
Percent	1.0	1.0	1.0	3.4	0.7	1.0	1.7	6.7	2.0	0.0	0.0	100.0			

ANALYSIS 358

VARIABLE	V369	C48.WHY CHANGED INTEREST													
Code	0	1	2	7	8	10	12	13	14	15	16	18	21	23	25
	DELETED														
Frequency	458	15	1	6	17	4	7	1	2	1	1	1	1	11	1
Percent	0.0	16.1	1.1	6.5	18.3	4.3	7.5	1.1	2.2	1.1	1.1	1.1	1.1	11.8	1.1
Code	35	37	50	55	70	75	97	99							
								DELETED	TOTAL	REVISED					
Frequency	3	3	4	1	2	9	2	3	554	93					
Percent	3.2	3.2	4.3	1.1	2.2	9.7	2.2	0.0	100.0						

ANALYSIS 359

VARIABLE V370 D12/13.HEAVENLY FATHER

Code	0	1	2	3	4	5	90	97	98	99	TOTAL REVISED	
	DELETED								DELETED	DELETED		
Frequency	41	441	23	6	18	2	4	10	3	6	554	504
Percent	0.0	87.5	4.6	1.2	3.6	0.4	0.8	2.0	0.0	0.0	100.0	

ANALYSIS 360

VARIABLE V371 D26/27.BELIEF RE JESUS

Code	0	1	2	3	4	5	7	97	98	99	TOTAL REVISED	
	DELETED								DELETED	DELETED		
Frequency	38	397	88	5	1	1	1	5	12	6	554	498
Percent	0.0	79.7	17.7	1.0	0.2	0.2	0.2	1.0	0.0	0.0	100.0	

ANALYSIS 361

VARIABLE V372 D29.WHY DOUBTED I

Code	0	1	2	8	10	12	14	15	18	21	25	75	97	98	99
	DELETED												DELETED	DELETED	DELETED
Frequency	433	17	26	2	1	11	14	25	3	1	2	2	4	6	7
Percent	0.0	15.7	24.1	1.9	0.9	10.2	13.0	23.1	2.8	0.9	1.9	1.9	3.7	0.0	0.0

Code	TOTAL REVISED	
Frequency	554	108
Percent	100.0	

ANALYSIS 362

VARIABLE V373 D29.WHY DOUBTED II

Code	0	1	2	7	12	14	99	TOTAL REVISED	
	DELETED						DELETED		
Frequency	536	5	6	1	1	1	4	554	14
Percent	0.0	35.7	42.9	7.1	7.1	7.1	0.0	100.0	

ANALYSIS 363

VARIABLE V374 D30.WHY END DOUBTS I

Code	0	1	2	3	5	6	8	10	97	98	99	TOTAL REVISED	
	DELETED									DELETED	DELETED		
Frequency	435	14	5	10	5	1	49	17	5	7	6	554	106
Percent	0.0	13.2	4.7	9.4	4.7	0.9	46.2	16.0	4.7	0.0	0.0	100.0	

ANALYSIS 364

VARIABLE V375 D30.WHY END DOUBTS II

Code	0	1	3	5	6	8	10	99	TOTAL REVISED	
	DELETED							DELETED		
Frequency	534	3	2	2	3	4	3	3	554	17
Percent	0.0	17.6	11.8	11.8	17.6	23.5	17.6	0.0	100.0	

ANALYSIS 365

VARIABLE V376 D37.SPIRITUAL EXPERIENCE

Code	0	11	12	13	15	47	51	52	53	87	98	99	TOTAL REVISED	
	DELETED										DELETED	DELETED		
Frequency	363	28	17	55	4	11	16	19	13	6	1	21	554	169
Percent	0.0	16.6	10.1	32.5	2.4	6.5	9.5	11.2	7.7	3.6	0.0	0.0	100.0	

ANALYSIS 366

VARIABLE V377 D37.SPIRITUAL EXPERIENCE

Code	0	11	12	13	15	47	52	53	99	TOTAL REVISED	
	DELETED								DELETED		
Frequency	537	1	1	4	1	2	2	2	4	554	13
Percent	0.0	7.7	7.7	30.8	7.7	15.4	15.4	15.4	0.0	100.0	

ANALYSIS 367

VARIABLE V378 D43.EFFECT ON POLITICS I

Code	0	1	2	3	4	5	7	97	99	TOTAL REVISIONS
DELETED										
Frequency	455	27	4	12	23	13	9	8	3	554 96
Percent	0.0	28.1	4.2	12.5	24.0	13.5	9.4	8.3	0.0	100.0

ANALYSIS 368

VARIABLE V379 D43.EFFECTS ON POLITICS

Code	0	1	4	5	99	TOTAL REVISIONS
DELETED						
Frequency	546	1	2	4	1	554 7
Percent	0.0	14.3	28.6	57.1	0.0	100.0

ANALYSIS 369

VARIABLE V380 D46.MOSES

Code	1	2	3	9	TOTAL REVISIONS
DELETED					
Frequency	130	52	364	8	554 546
Percent	23.8	9.5	66.7	0.0	100.0

ANALYSIS 370

VARIABLE V381 D47.MARY MAGDALENE

Code	1	2	3	9	TOTAL REVISIONS
DELETED					
Frequency	333	80	132	9	554 545
Percent	61.1	14.7	24.2	0.0	100.0

ANALYSIS 371

VARIABLE V382 D48.PETER

Code	1	2	3	9	TOTAL REVISED	
				DELETED		
Frequency	183	34	327	10	554	544
Percent	33.6	6.3	60.1	0.0	100.0	

ANALYSIS 372

VARIABLE V383 D49.NOAH

Code	1	2	3	9	TOTAL REVISED	
				DELETED		
Frequency	64	5	477	8	554	546
Percent	11.7	0.9	87.4	0.0	100.0	

ANALYSIS 373

VARIABLE V384 D56.BOOKS AND MAGAZINES

Code	0	1	5	9	TOTAL REVISED	
	DELETED			DELETED		
Frequency	31	184	331	8	554	515
Percent	0.0	35.7	64.3	0.0	100.0	

ANALYSIS 374

VARIABLE V385 D57.NUMBER BOOKS ETC

Code	0	1	2	3	4	5	6	97	98	99	TOTAL REVISED	
	DELETED							DELETED	DELETED	DELETED		
Frequency	364	99	57	17	6	3	1	2	1	4	554	185
Percent	0.0	53.5	30.8	9.2	3.2	1.6	0.5	1.1	0.0	0.0	100.0	

ANALYSIS 375

VARIABLE V386 D58.TV, RADIO ON RELIGION

Code	0	1	5	9	TOTAL REVISED	
	DELETED			DELETED		
Frequency	31	262	254	7	554	516
Percent	0.0	50.8	49.2	0.0	100.0	

ANALYSIS 376

VARIABLE V387 D59.NO. PROGRAMS

Code	0	1	2	3	4	5	7	99	TOTAL REVISED	
	DELETED							DELETED		
Frequency	286	118	77	34	12	8	1	18	554	250
Percent	0.0	47.2	30.8	13.6	4.8	3.2	0.4	0.0	100.0	

ANALYSIS 377

VARIABLE V388 D59A.PROGRAM I

Code	0	2	3	4	6	7	11	13	15	18	20	21	23	24	26
	DELETED														
Frequency	294	5	1	1	2	3	2	3	1	1	3	2	9	2	5
Percent	0.0	2.1	0.4	0.4	0.8	1.3	0.8	1.3	0.4	0.4	1.3	0.8	3.8	0.8	2.1
Code	27	30	32	33	39	41	42	43	44	45	46	48	50	51	53
Frequency	1	1	4	1	2	4	1	27	1	13	1	1	6	1	11
Percent	0.4	0.4	1.7	0.4	0.8	1.7	0.4	11.3	0.4	5.4	0.4	0.4	2.5	0.4	4.6
Code	54	56	57	58	59	60	297	299	300	301	312	315	330	340	370
Frequency	21	20	9	1	1	1	5	3	1	1	7	2	2	1	4
Percent	8.8	8.3	3.8	0.4	0.4	0.4	2.1	1.3	0.4	0.4	2.9	0.8	0.8	0.4	1.7
Code	380	390	401	402	410	441	499	501	511	515	516	517	599	699	701
Frequency	3	2	4	1	3	1	5	2	2	1	2	1	13	4	2
Percent	1.3	0.8	1.7	0.4	1.3	0.4	2.1	0.8	0.8	0.4	0.8	0.4	5.4	1.7	0.8

Code	998	999	TOTAL	REVISED
	DELETED	DELETED	554	240
Frequency	13	7		
Percent	0.0	0.0	100.0	

ANALYSIS 378

VARIABLE	V389	D59B.PROGRAM II													
Code	0	2	5	7	10	12	14	15	16	17	20	22	23	24	26
	DELETED														
Frequency	418	4	1	1	1	1	2	1	1	1	5	1	3	1	2
Percent	0.0	3.1	0.8	0.8	0.8	0.8	1.6	0.8	0.8	0.8	3.9	0.8	2.3	0.8	1.6
Code	32	33	34	35	41	42	43	44	45	49	50	53	54	55	56
Frequency	2	2	1	1	1	1	4	1	6	1	2	4	14	1	12
Percent	1.6	1.6	0.8	0.8	0.8	0.8	3.1	0.8	4.7	0.8	1.6	3.1	10.9	0.8	9.3
Code	57	59	62	297	299	311	330	340	360	370	380	401	402	499	501
Frequency	2	1	1	3	4	2	2	1	1	4	4	2	1	3	1
Percent	1.6	0.8	0.8	2.3	3.1	1.6	1.6	0.8	0.8	3.1	3.1	1.6	0.8	2.3	0.8
Code	502	511	513	516	517	599	699	701	998	999	TOTAL		REVISED		
									DELETED	DELETED	554	129			
Frequency	1	2	4	3	2	4	2	1	1	6					
Percent	0.8	1.6	3.1	2.3	1.6	3.1	1.6	0.8	0.0	0.0	100.0				

ANALYSIS 379

VARIABLE	V390	D59C.PROGRAM III													
Code	0	2	7	8	9	13	20	23	24	26	29	36	37	41	43
	DELETED														
Frequency	502	2	1	1	1	2	2	2	1	1	1	1	1	1	1
Percent	0.0	4.3	2.2	2.2	2.2	4.3	4.3	4.3	2.2	2.2	2.2	2.2	2.2	2.2	2.2
Code	45	52	53	54	56	61	297	299	312	315	401	440	499	502	512
Frequency	1	1	2	3	6	1	1	1	2	1	1	1	1	1	1
Percent	2.2	2.2	4.3	6.5	13.0	2.2	2.2	2.2	4.3	2.2	2.2	2.2	2.2	2.2	2.2

ANALYSIS 383

VARIABLE	V394	D60B.FREQUENCY II									
Code	0	1	2	3	4	5	6	7	9		
	DELETED								DELETED	TOTAL	REVISED
Frequency	421	5	3	42	20	16	30	7	10	554	123
Percent	0.0	4.1	2.4	34.1	16.3	13.0	24.4	5.7	0.0	100.0	

ANALYSIS 384

VARIABLE	V395	D60C.FREQUENCY III									
Code	0	1	2	3	4	5	6	7	9		
	DELETED								DELETED	TOTAL	REVISED
Frequency	501	3	1	16	10	8	5	3	7	554	46
Percent	0.0	6.5	2.2	34.8	21.7	17.4	10.9	6.5	0.0	100.0	

ANALYSIS 385

VARIABLE	V396	D60D.FREQUENCY IV									
Code	0	1	2	3	4	5	6	9			
	DELETED							DELETED	TOTAL	REVISED	
Frequency	534	2	2	5	1	1	1	8	554	12	
Percent	0.0	16.7	16.7	41.7	8.3	8.3	8.3	0.0	100.0		

ANALYSIS 386

VARIABLE	V397	D60E.FREQUENCY V									
Code	0	1	3	5	6	9					
	DELETED					DELETED	TOTAL	REVISED			
Frequency	539	2	3	1	1	8	554	7			
Percent	0.0	28.6	42.9	14.3	14.3	0.0	100.0				

ANALYSIS 387

VARIABLE	V398	D65.SCIENCE V. RELIGION				TOTAL REVISED	
Code	1	5	8	9			
			DELETED	DELETED			
Frequency	368	159	23	4	554	527	
Percent	69.8	30.2	0.0	0.0	100.0		

ANALYSIS 388

VARIABLE	V399	D66.DISAGREEMENTS I										TOTAL REVISED	
Code	0	1	2	3	4	11	97	98	99				
	DELETED							DELETED	DELETED				
Frequency	185	229	31	9	7	31	7	36	19	554	314		
Percent	0.0	72.9	9.9	2.9	2.2	9.9	2.2	0.0	0.0	100.0			

ANALYSIS 389

VARIABLE	V400	D66.DISAGREEMENTS II										TOTAL REVISED	
Code	0	1	2	3	4	11	97	99					
	DELETED							DELETED					
Frequency	505	9	10	6	5	13	2	4	554	45			
Percent	0.0	20.0	22.2	13.3	11.1	28.9	4.4	0.0	100.0				

ANALYSIS 390

VARIABLE	V401	D67.HOW SERIOUS							TOTAL REVISED	
Code	0	1	3	5	8	9				
	DELETED				DELETED	DELETED				
Frequency	188	98	110	143	11	4	554	351		
Percent	0.0	27.9	31.3	40.7	0.0	0.0	100.0			

ANALYSIS 391

VARIABLE V402 D71.COWORKERS RELIGION

Code	0	1	3	5	7	10	12	14	20	30	50	91	97	98	99
	DELETED													DELETED	DELETED
Frequency	224	72	10	71	24	8	2	4	30	33	3	5	1	65	2
Percent	0.0	27.4	3.8	27.0	9.1	3.0	0.8	1.5	11.4	12.5	1.1	1.9	0.4	0.0	0.0

Code	TOTAL	REVISED
Frequency	554	.263
Percent	100.0	

ANALYSIS 392

VARIABLE V403 D71.UNCERTAINTY

Code	0	1	5	9	TOTAL	REVISED
	DELETED			DELETED	554	256
Frequency	297	45	211	1	554	256
Percent	0.0	17.6	82.4	0.0	100.0	

ANALYSIS 393

VARIABLE V404 D75.NEIGHBORS RELIGION

Code	0	1	3	5	7	10	12	20	30	50	90	91	98	99
	DELETED												DELETED	DELETED
Frequency	328	49	8	32	20	2	2	17	7	3	27	1	54	4
Percent	0.0	29.2	4.8	19.0	11.9	1.2	1.2	10.1	4.2	1.8	16.1	0.6	0.0	0.0

Code	TOTAL	REVISED
Frequency	554	168
Percent	100.0	

ANALYSIS 394

VARIABLE V405 D75.UNCERTAINTY

Code	0	1	5	9		
	DELETED			DELETED	TOTAL	REVISED
Frequency	396	33	123	2	554	156
Percent	0.0	21.2	78.8	0.0	100.0	

ANALYSIS 395

VARIABLE V406 E40.JOIN OTHER GROUP

Code	1	3	11	12	15	21	22	24	31	32	35	41	42	51	61
Frequency	61	2	1	11	1	5	4	1	36	2	1	21	1	47	16
Percent	20.7	0.7	0.3	3.7	0.3	1.7	1.4	0.3	12.2	0.7	0.3	7.1	0.3	16.0	5.4

Code	71	81	131	132	141	142	152	153	155	156	157	158	159	161	171
Frequency	11	3	1	1	4	2	1	2	1	1	1	3	7	8	1
Percent	3.7	1.0	0.3	0.3	1.4	0.7	0.3	0.7	0.3	0.3	0.3	1.0	2.4	2.7	0.3

Code	181	201	202	203	204	804	997	998	999		
						DELETED	DELETED	DELETED	TOTAL	REVISED	
Frequency	5	19	1	5	2	5	207	50	3	554	294
Percent	1.7	6.5	0.3	1.7	0.7	1.7	0.0	0.0	0.0	100.0	

ANALYSIS 396

VARIABLE V407 E49.NO.CLOSE FRIENDS

Code	0	1	2	3	4	5	6	7	8	9		
	DELETED									DELETED	TOTAL	REVISED
Frequency	20	53	123	139	100	96	6	2	6	9	554	525
Percent	0.0	10.1	23.4	26.5	19.0	18.3	1.1	0.4	1.1	0.0	100.0	

ANALYSIS 397

VARIABLE V408 E50.1 SEX FRIEND 1

Code	0	1	2	9		
	DELETED			DELETED	TOTAL	REVISED
Frequency	21	236	288	9	554	524
Percent	0.0	45.0	55.0	0.0	100.0	

ANALYSIS 398

VARIABLE V409 E51.1 AGE FRIEND 1, YRS

Code	0	2	17	18	19	20	21	22	23	24	25	26	27	28	29
	DELETED														
Frequency	21	1	1	1	1	2	6	6	12	9	17	17	10	18	7
Percent	0.0	0.2	0.2	0.2	0.2	0.4	1.2	1.2	2.3	1.7	3.3	3.3	1.9	3.5	1.3
Code	30	31	32	33	34	35	36	37	38	39	40	41	42	43	44
Frequency	22	12	18	11	7	15	11	12	7	7	31	9	11	9	6
Percent	4.2	2.3	3.5	2.1	1.3	2.9	2.1	2.3	1.3	1.3	6.0	1.7	2.1	1.7	1.2
Code	45	46	47	48	49	50	51	52	53	54	55	56	57	58	59
Frequency	13	10	8	5	7	16	4	5	4	4	9	2	6	10	4
Percent	2.5	1.9	1.5	1.0	1.3	3.1	0.8	1.0	0.8	0.8	1.7	0.4	1.2	1.9	0.8
Code	60	61	62	63	64	65	66	67	68	69	70	71	72	73	74
Frequency	19	4	14	6	1	14	6	6	4	3	13	1	3	6	1
Percent	3.6	0.8	2.7	1.2	0.2	2.7	1.2	1.2	0.8	0.6	2.5	0.2	0.6	1.2	0.2
Code	75	77	78	79	80	82	83	84	85	98	99				
										DELETED	DELETED	TOTAL	REVISED		
Frequency	4	1	3	1	2	1	1	2	2	2	10	554	521		
Percent	0.8	0.2	0.6	0.2	0.4	0.2	0.2	0.4	0.4	0.0	0.0	100.0			

ANALYSIS 399

VARIABLE	V410	E51.1 AGE 1 DECADE										
Code	0	1	2	3	4	5	6	7	8	9	TOTAL	REVISED
Frequency	DELETED 22	3	104	121	109	64	77	33	8	DELETED 13	554	519
Percent	0.0	0.6	20.0	23.3	21.0	12.3	14.8	6.4	1.5	0.0	100.0	

ANALYSIS 400

VARIABLE	V411	E52.1 EDUCATION 1, YRS														
Code	0	3	4	5	7	8	9	10	11	12	13	14	15	16	17	
Frequency	DELETED 23	1	1	1	1	11	3	13	12	223	28	53	13	76	20	
Percent	0.0	0.2	0.2	0.2	0.2	2.3	0.6	2.7	2.5	46.3	5.8	11.0	2.7	15.8	4.1	
Code	18	19	20	21	22	23	98	99	TOTAL							REVISED
Frequency	19	1	1	1	3	1	DELETED 38	DELETED 11	554	482						
Percent	3.9	0.2	0.2	0.2	0.6	0.2	0.0	0.0	100.0							

ANALYSIS 401

VARIABLE	V412	E52.1 EDUC 1 CATEGORY										
Code	0	1	2	3	4	5	6	8	9	TOTAL	REVISED	
Frequency	DELETED 23	15	27	224	96	109	11	DELETED 38	DELETED 11	554	482	
Percent	0.0	3.1	5.6	46.5	19.9	22.6	2.3	0.0	0.0	100.0		

ANALYSIS 402

VARIABLE	V413	E53.1 RELIG PREF 1													
Code	0	1	5	11	12	14	15	21	23	24	31	32	41	42	51
Frequency	DELETED 20	160	2	1	12	1	1	1	2	1	85	2	22	1	29
Percent	0.0	32.7	0.4	0.2	2.4	0.2	0.2	0.2	0.4	0.2	17.3	0.4	4.5	0.2	5.9

Code	61	71	134	141	152	153	154	155	156	158	159	161	181	201	202
Frequency	11	8	1	2	2	1	2	2	2	8	2	4	1	58	2
Percent	2.2	1.6	0.2	0.4	0.4	0.2	0.4	0.4	0.4	1.6	0.4	0.8	0.2	11.8	0.4
Code	203	204	801	802	803	804	998	999							
Frequency	3	2	53	1	1	4	DELETED	DELETED	TOTAL REVISED						
Percent	0.6	0.4	10.8	0.2	0.2	0.8	0.0	0.0	554	490	100.0				

ANALYSIS 403

VARIABLE V414 E50-2.SEX FRIEND 2

Code	0	1	2	9		
	DELETED			DELETED	TOTAL REVISED	
Frequency	73	204	268	9	554	472
Percent	0.0	43.2	56.8	0.0	100.0	

ANALYSIS 404

VARIABLE V415 E51-2.AGE FRIEND 2, YRS

Code	0	10	17	18	19	20	21	22	23	24	25	26	27	28	29
	DELETED														
Frequency	73	1	1	1	1	1	3	13	5	12	11	11	9	17	14
Percent	0.0	0.2	0.2	0.2	0.2	0.2	0.6	2.8	1.1	2.5	2.3	2.3	1.9	3.6	3.0
Code	30	31	32	33	34	35	36	37	38	39	40	41	42	43	44
Frequency	13	13	20	14	9	20	5	8	10	8	13	8	11	10	10
Percent	2.8	2.8	4.2	3.0	1.9	4.2	1.1	1.7	2.1	1.7	2.8	1.7	2.3	2.1	2.1
Code	45	46	47	48	49	50	51	52	53	54	55	56	57	58	59
Frequency	21	6	8	3	4	16	5	6	8	4	5	6	6	3	6
Percent	4.5	1.3	1.7	0.6	0.8	3.4	1.1	1.3	1.7	0.8	1.1	1.3	1.3	0.6	1.3
Code	60	61	62	63	64	65	66	67	68	69	70	71	72	73	74
Frequency	15	2	10	5	7	8	5	3	2	2	10	3	5	2	4
Percent	3.2	0.4	2.1	1.1	1.5	1.7	1.1	0.6	0.4	0.4	2.1	0.6	1.1	0.4	0.8

Code	75	76	79	80	81	86	87	99		
								DELETED	TOTAL	REVISED
Frequency	2	1	1	2	1	1	1	10	554	471
Percent	0.4	0.2	0.2	0.4	0.2	0.2	0.2	0.0	100.0	

ANALYSIS 405

VARIABLE	V416	E51-2.AGE 2 DECADE										
Code	0	1	2	3	4	5	6	7	8	9		
	DELETED									DELETED	TOTAL	REVISED
Frequency	74	4	96	120	94	65	59	27	5	10	554	470
Percent	0.0	0.9	20.4	25.5	20.0	13.8	12.6	5.7	1.1	0.0	100.0	

ANALYSIS 406

VARIABLE	V417	E52-2.EDUCATION 2, YRS													
Code	0	5	6	8	9	10	11	12	13	14	15	16	17	18	19
	DELETED														
Frequency	73	2	2	9	3	11	8	226	15	38	13	83	19	6	1
Percent	0.0	0.5	0.5	2.0	0.7	2.5	1.8	51.0	3.4	8.6	2.9	18.7	4.3	1.4	0.2

Code	20	21	25	98	99		
				DELETED	DELETED	TOTAL	REVISED
Frequency	5	1	1	24	14	554	443
Percent	1.1	0.2	0.2	0.0	0.0	100.0	

ANALYSIS 407

VARIABLE	V418	E52-2.EDUC 2 CATEGORY									
Code	0	1	2	3	4	5	6	8	9		
	DELETED							DELETED	DELETED	TOTAL	REVISED
Frequency	73	13	24	227	68	107	7	24	11	554	446
Percent	0.0	2.9	5.4	50.9	15.2	24.0	1.6	0.0	0.0	100.0	

ANALYSIS 408

VARIABLE V419 E53-2.RELIG PREF 2

Code	0	1	3	4	5	11	12	14	21	23	31	32	35	41	42
	DELETED														
Frequency	73	159	5	2	3	3	10	2	1	2	62	1	1	19	1
Percent	0.0	36.1	1.1	0.5	0.7	0.7	2.3	0.5	0.2	0.5	14.1	0.2	0.2	4.3	0.2
Code	51	61	71	81	134	141	142	153	156	158	159	161	201	202	203
Frequency	28	6	3	2	1	4	2	3	1	5	5	1	45	2	6
Percent	6.3	1.4	0.7	0.5	0.2	0.9	0.5	0.7	0.2	1.1	1.1	0.2	10.2	0.5	1.4
Code	204	301	801	804	998	999	TOTAL REVISED								
					DELETED	DELETED									
Frequency	1	2	49	4	27	13	554	441							
Percent	0.2	0.5	11.1	0.9	0.0	0.0	100.0								

ANALYSIS 409

VARIABLE V420 E50-3.SEX FRIEND 3

Code	0	1	2	9	TOTAL REVISED	
	DELETED			DELETED		
Frequency	200	157	188	9	554	345
Percent	0.0	45.5	54.5	0.0	100.0	

ANALYSIS 410

VARIABLE V421 E51-3.AGE FRIEND 3 YRS

Code	0	14	17	20	21	22	23	24	25	26	27	28	29	30	31
	DELETED														
Frequency	200	1	1	3	2	3	5	6	9	11	13	8	9	12	13
Percent	0.0	0.3	0.3	0.9	0.6	0.9	1.5	1.7	2.6	3.2	3.8	2.3	2.6	3.5	3.8
Code	32	33	34	35	36	37	38	39	40	41	42	43	44	45	46
Frequency	15	6	12	7	9	4	13	11	14	4	7	5	7	9	4
Percent	4.4	1.7	3.5	2.0	2.6	1.2	3.8	3.2	4.1	1.2	2.0	1.5	2.0	2.6	1.2

Code	47	48	49	50	51	52	53	54	55	56	57	58	59	60	61
Frequency	3	5	4	12	2	2	2	4	9	4	5	4	3	6	3
Percent	0.9	1.5	1.2	3.5	0.6	0.6	0.6	1.2	2.6	1.2	1.5	1.2	0.9	1.7	0.9
Code	62	63	64	65	66	68	69	70	71	72	73	74	75	76	77
Frequency	12	4	1	6	7	5	1	2	1	3	3	1	1	1	3
Percent	3.5	1.2	0.3	1.7	2.0	1.5	0.3	0.6	0.3	0.9	0.9	0.3	0.3	0.3	0.9
Code	80	86	99												
			DELETED	TOTAL REVISED											
Frequency	1	1	10	554	344										
Percent	0.3	0.3	0.0	100.0											

ANALYSIS 411

VARIABLE V422 E51-3.AGE 3 DECADE

Code	0	1	2	3	4	5	6	7	8	9		
	DELETED									DELETED	TOTAL REVISED	
Frequency	200	2	69	102	62	47	45	15	2	10	554	344
Percent	0.0	0.6	20.1	29.7	18.0	13.7	13.1	4.4	0.6	0.0	100.0	

ANALYSIS 412

VARIABLE V423 E52-3.EDUCATION 3, YRS

Code	0	4	6	7	8	9	10	11	12	13	14	15	16	17	18
	DELETED														
Frequency	200	1	1	1	4	2	9	3	130	14	36	15	70	12	11
Percent	0.0	0.3	0.3	0.3	1.3	0.6	2.8	0.9	41.0	4.4	11.4	4.7	22.1	3.8	3.5
Code	19	20	21	25	98	99									
					DELETED	DELETED	TOTAL REVISED								
Frequency	1	4	2	1	25	12	554	317							
Percent	0.3	1.3	0.6	0.3	0.0	0.0	100.0								

ANALYSIS 413

VARIABLE V424 E52-3. EDUC 3 CATEGORY

Code	0	1	2	3	4	5	6	8	9	TOTAL	REVISED
DELETED	200	8	17	131	62	89	11	23	12	554	319
Frequency	200	8	17	131	62	89	11	23	12	554	319
Percent	0.0	2.5	5.3	41.1	19.7	27.9	3.4	0.0	0.0	100.0	

ANALYSIS 414

VARIABLE V425 E53-3. RELIG PREF 3

Code	0	1	3	5	11	12	15	21	23	31	41	42	43	51	61
DELETED	200	112	1	2	1	11	1	1	2	50	12	1	1	22	11
Frequency	200	112	1	2	1	11	1	1	2	50	12	1	1	22	11
Percent	0.0	36.4	0.3	0.6	0.3	3.6	0.3	0.3	0.6	16.2	3.9	0.3	0.3	7.1	3.6

Code	71	81	131	141	153	156	158	159	161	201	203	204	801	804	998
DELETED	2	2	1	2	1	2	4	3	1	27	4	1	29	1	34
Frequency	2	2	1	2	1	2	4	3	1	27	4	1	29	1	34
Percent	0.6	0.6	0.3	0.6	0.3	0.6	1.3	1.0	0.3	8.8	1.3	0.3	9.4	0.3	0.0

Code	999	TOTAL	REVISED
DELETED	12	554	308
Frequency	12	554	308
Percent	0.0	100.0	

ANALYSIS 415

VARIABLE V426 E50-4. SEX FRIEND 4

Code	0	1	2	9	TOTAL	REVISED
DELETED	338	93	114	9	554	207
Frequency	338	93	114	9	554	207
Percent	0.0	44.9	55.1	0.0	100.0	

ANALYSIS 416

VARIABLE V427 E51-4.AGE FRIEND 4, YRS

Code	0	12	15	21	22	23	24	25	26	27	28	29	30	31	32
	DELETED														
Frequency	338	1	1	2	5	5	3	1	10	7	5	7	6	5	2
Percent	0.0	0.5	0.5	1.0	2.4	2.4	1.4	0.5	4.8	3.4	2.4	3.4	2.9	2.4	1.0
Code	33	34	35	36	37	38	39	40	41	42	43	44	45	46	47
Frequency	6	4	3	8	6	4	4	14	4	7	5	1	8	1	2
Percent	2.9	1.9	1.4	3.9	2.9	1.9	1.9	6.8	1.9	3.4	2.4	0.5	3.9	0.5	1.0
Code	48	50	52	53	54	55	56	57	58	59	60	61	62	63	64
Frequency	3	6	3	4	1	5	1	2	6	2	4	4	5	1	2
Percent	1.4	2.9	1.4	1.9	0.5	2.4	0.5	1.0	2.9	1.0	1.9	1.9	2.4	0.5	1.0
Code	65	66	67	68	70	71	73	75	99						
								DELETED	DELETED	TOTAL REVISIED					
Frequency	5	1	6	2	3	2	1	1	9	554	207				
Percent	2.4	0.5	2.9	1.0	1.4	1.0	0.5	0.5	0.0	100.0					

ANALYSIS 417

VARIABLE V428 E51-4.AGE 4 DECADE

Code	0	1	2	3	4	5	6	7	9		
	DELETED							DELETED	DELETED	TOTAL REVISIED	
Frequency	338	2	45	48	45	30	30	7	9	554	207
Percent	0.0	1.0	21.7	23.2	21.7	14.5	14.5	3.4	0.0	100.0	

ANALYSIS 418

VARIABLE V429 E52-4.EDUCATION 4, YRS

Code	0	3	5	6	7	8	9	11	12	13	14	15	16	17	18
	DELETED														
Frequency	338	1	1	1	1	3	1	4	91	8	17	6	34	10	6
Percent	0.0	0.5	0.5	0.5	0.5	1.5	0.5	2.0	46.2	4.1	8.6	3.0	17.3	5.1	3.0

Code	19	20	21	23	98	99	TOTAL REVISED	
					DELETED	DELETED	554	197
Frequency	3	8	1	1	8	11	554	197
Percent	1.5	4.1	0.5	0.5	0.0	0.0	100.0	

ANALYSIS 419

VARIABLE V430 E52-4.EDUC 4 CATEGORY

Code	0	1	2	3	4	5	6	8	9	TOTAL REVISED	
	DELETED							DELETED	DELETED	554	197
Frequency	338	7	5	90	33	54	8	8	11	554	197
Percent	0.0	3.6	2.5	45.7	16.8	27.4	4.1	0.0	0.0	100.0	

ANALYSIS 420

VARIABLE V431 E53-4.RELIG PREF 4

Code	0	1	5	11	12	21	31	41	42	51	61	71	131	141	156
	DELETED														
Frequency	338	67	1	3	7	1	30	8	2	11	4	3	1	2	1
Percent	0.0	36.0	0.5	1.6	3.8	0.5	16.1	4.3	1.1	5.9	2.2	1.6	0.5	1.1	0.5

Code	158	161	201	203	204	801	998	999	TOTAL REVISED	
							DELETED	DELETED	554	186
Frequency	3	1	23	1	2	15	20	10	554	186
Percent	1.6	0.5	12.4	0.5	1.1	8.1	0.0	0.0	100.0	

ANALYSIS 421

VARIABLE V432 E50-5.SEX FRIEND 5

Code	0	1	2	9	TOTAL REVISED	
	DELETED			DELETED	554	108
Frequency	437	48	60	9	554	108
Percent	0.0	44.4	55.6	0.0	100.0	

ANALYSIS 422

VARIABLE V433 E51-5.AGE FRIEND 5, YRS

Code	0	6	19	21	22	23	24	25	26	27	28	29	30	31	32
	DELETED														
Frequency	436	1	1	2	4	2	1	2	2	1	4	2	4	2	2
Percent	0.0	0.9	0.9	1.8	3.7	1.8	0.9	1.8	1.8	0.9	3.7	1.8	3.7	1.8	1.8
Code	33	34	35	36	37	38	39	40	41	42	43	44	45	46	47
Frequency	4	5	1	6	1	3	1	5	2	3	3	1	2	2	2
Percent	3.7	4.6	0.9	5.5	0.9	2.8	0.9	4.6	1.8	2.8	2.8	0.9	1.8	1.8	1.8
Code	48	50	51	52	54	55	56	58	59	60	61	62	64	65	67
Frequency	3	4	2	2	1	1	1	1	2	2	2	4	2	4	1
Percent	2.8	3.7	1.8	1.8	0.9	0.9	0.9	0.9	1.8	1.8	1.8	3.7	1.8	3.7	0.9
Code	70	71	72	78	99	TOTAL REVISED									
				DELETED	DELETED	554	109								
Frequency	3	1	1	1	9	554	109								
Percent	2.8	0.9	0.9	0.9	0.0	100.0									

ANALYSIS 423

VARIABLE V434 E51-5.AGE 5 DECADE

Code	0	1	2	3	4	5	6	7	9	TOTAL REVISED	
	DELETED							DELETED	DELETED	554	107
Frequency	438	1	20	29	22	14	15	6	9	554	107
Percent	0.0	0.9	18.7	27.1	20.6	13.1	14.0	5.6	0.0	100.0	

ANALYSIS 424

VARIABLE V435 E52-5.EDUCATION 5, YRS

Code	0	1	5	10	11	12	13	14	15	16	17	18	20	22	23
	DELETED														
Frequency	437	1	1	3	1	38	8	15	2	22	4	6	1	2	1
Percent	0.0	1.0	1.0	2.9	1.0	36.2	7.6	14.3	1.9	21.0	3.8	5.7	1.0	1.9	1.0

Code	98	99	TOTAL REVISED	
	DELETED	DELETED		
Frequency	3	9	554	105
Percent	0.0	0.0	100.0	

ANALYSIS 425

VARIABLE V436 E52-5.EDUC 5 CATEGORY

Code	0	1	2	3	4	5	6	7	8	9	TOTAL REVISED	
	DELETED								DELETED	DELETED		
Frequency	437	2	4	38	25	31	4	1	3	9	554	105
Percent	0.0	1.9	3.8	36.2	23.8	29.5	3.8	1.0	0.0	0.0	100.0	

ANALYSIS 426

VARIABLE V437 E53-5.RELIG PREF 5

Code	0	1	3	12	21	31	41	42	51	61	71	101	131	141	155
	DELETED														
Frequency	437	38	1	6	1	14	3	1	5	3	1	1	1	1	1
Percent	0.0	37.6	1.0	5.9	1.0	13.9	3.0	1.0	5.0	3.0	1.0	1.0	1.0	1.0	1.0

Code	156	158	159	161	201	203	204	801	998	999	TOTAL REVISED	
								DELETED	DELETED			
Frequency	1	2	1	1	10	1	1	7	7	9	554	101
Percent	1.0	2.0	1.0	1.0	9.9	1.0	1.0	6.9	0.0	0.0	100.0	

ANALYSIS 427

VARIABLE V438 G7.NUMBER CHILDREN

Code	0	1	2	3	4	5	6	7	8	9	10	99	TOTAL REVISED	
	DELETED											DELETED		
Frequency	119	101	150	84	48	22	10	9	4	4	1	2	554	433
Percent	0.0	23.3	34.6	19.4	11.1	5.1	2.3	2.1	0.9	0.9	0.2	0.0	100.0	

ANALYSIS 428

VARIABLE V439 G8-1.SEX CHILD 1

Code	0	1	2	9		
	DELETED			DELETED	TOTAL	REVISED
Frequency	119	222	208	5	554	430
Percent	0.0	51.6	48.4	0.0	100.0	

ANALYSIS 429

VARIABLE V440 G9-1.BIRTHDATE CHILD 1

Code	0	23	24	26	28	29	31	32	33	34	35	37	38	39	40
	DELETED														
Frequency	119	2	1	1	1	1	2	1	3	4	3	3	5	3	1
Percent	0.0	0.5	0.2	0.2	0.2	0.2	0.5	0.2	0.7	0.9	0.7	0.7	1.2	0.7	0.2
Code	41	42	43	44	45	46	47	48	49	50	51	52	53	54	55
Frequency	5	2	6	4	10	7	10	6	12	12	5	10	5	8	9
Percent	1.2	0.5	1.4	0.9	2.3	1.6	2.3	1.4	2.8	2.8	1.2	2.3	1.2	1.9	2.1
Code	56	57	58	59	60	61	62	63	64	65	66	67	68	69	70
Frequency	8	6	4	4	6	4	9	11	10	4	13	11	13	14	9
Percent	1.9	1.4	0.9	0.9	1.4	0.9	2.1	2.6	2.3	0.9	3.0	2.6	3.0	3.3	2.1
Code	71	72	73	74	75	76	77	78	79	80	81	82	83	84	85
Frequency	11	11	11	7	5	10	11	8	11	17	13	10	12	4	5
Percent	2.6	2.6	2.6	1.6	1.2	2.3	2.6	1.9	2.6	4.0	3.0	2.3	2.8	0.9	1.2
Code	86	87	98	99											
		DELETED	DELETED		TOTAL	REVISED									
Frequency	14	1	2	4	554	429									
Percent	3.3	0.2	0.0	0.0	100.0										

ANALYSIS 430

VARIABLE V441 G10-1.LIVING WITH 1

Code	0	1	5	9		
	DELETED			DELETED	TOTAL	REVISED
Frequency	124	199	220	11	554	419
Percent	0.0	47.5	52.5	0.0	100.0	

ANALYSIS 431

VARIABLE V442 G11-1.ORIGINAL RELIG PRE

Code	0	1	3	5	11	12	14	21	23	31	32	37	41	51	53
	DELETED														
Frequency	120	145	5	1	1	11	2	2	3	79	1	1	25	34	1
Percent	0.0	34.5	1.2	0.2	0.2	2.6	0.5	0.5	0.7	18.8	0.2	0.2	6.0	8.1	0.2
Code	61	71	81	131	134	141	142	152	153	155	156	158	159	171	201
Frequency	10	4	1	1	1	3	2	1	1	3	2	7	2	1	14
Percent	2.4	1.0	0.2	0.2	0.2	0.7	0.5	0.2	0.2	0.7	0.5	1.7	0.5	0.2	3.3
Code	203	204	301	801	804	998	999								
	DELETED				DELETED	DELETED	TOTAL	REVISED							
Frequency	6	1	2	46	1	1	13	554	420						
Percent	1.4	0.2	0.5	11.0	0.2	0.0	0.0	100.0							

ANALYSIS 432

VARIABLE V443 G12-1.CURRENT RELIG PRÉF

Code	0	1	3	5	11	12	14	21	23	24	31	32	36	37	41
	DELETED														
Frequency	141	117	5	1	1	9	1	3	3	1	68	1	1	1	22
Percent	0.0	31.0	1.3	0.3	0.3	2.4	0.3	0.8	0.8	0.3	18.0	0.3	0.3	0.3	5.8
Code	42	51	53	61	71	81	131	132	134	141	142	152	153	155	156
Frequency	1	28	1	9	2	1	1	1	1	2	2	1	1	3	2
Percent	0.3	7.4	0.3	2.4	0.5	0.3	0.3	0.3	0.3	0.5	0.5	0.3	0.3	0.8	0.5

Code	158	159	161	201	203	204	301	801	804	998 DELETED	999 DELETED	TOTAL REVISIED
Frequency	6	2	1	11	5	1	2	57	2	8	28	554 377
Percent	1.6	0.5	0.3	2.9	1.3	0.3	0.5	15.1	0.5	0.0	0.0	100.0

ANALYSIS 433

VARIABLE V444 G8-2.SEX CHILD 2

Code	0	1	2	8	9	TOTAL REVISIED
DELETED				DELETED	DELETED	
Frequency	220	168	161	1	4	554 329
Percent	0.0	51.1	48.9	0.0	0.0	100.0

ANALYSIS 434

VARIABLE V445 G9-2.BIRTHDATE CHILD 2

Code	0	21	25	26	27	28	31	32	33	35	36	37	38	39	40
DELETED															
Frequency	220	1	2	1	1	1	1	1	1	2	2	3	1	4	3
Percent	0.0	0.3	0.6	0.3	0.3	0.3	0.3	0.3	0.3	0.6	0.6	0.9	0.3	1.2	0.9
Code	41	42	43	44	45	46	47	48	49	50	51	52	53	54	55
Frequency	2	3	1	1	3	3	5	10	2	11	10	10	5	8	7
Percent	0.6	0.9	0.3	0.3	0.9	0.9	1.5	3.0	0.6	3.3	3.0	3.0	1.5	2.4	2.1
Code	56	57	58	59	60	61	62	63	64	65	66	67	68	69	70
Frequency	8	7	6	6	3	2	9	5	7	8	7	10	4	11	7
Percent	2.4	2.1	1.8	1.8	0.9	0.6	2.7	1.5	2.1	2.4	2.1	3.0	1.2	3.3	2.1
Code	71	72	73	74	75	76	77	78	79	80	81	82	83	84	85
Frequency	5	7	7	6	11	8	7	5	9	9	8	9	12	8	5
Percent	1.5	2.1	2.1	1.8	3.3	2.4	2.1	1.5	2.7	2.7	2.4	2.7	3.6	2.4	1.5
Code	86	87	98	99	TOTAL REVISIED										
DELETED			DELETED	DELETED											
Frequency	5	4	1	3	554	330									
Percent	1.5	1.2	0.0	0.0	100.0										

ANALYSIS 435

VARIABLE V446 G10-2.LIVING WITH 2

Code	0	1	5	9	TOTAL REVISED	
	DELETED			DELETED		
Frequency	220	150	171	13	554	321
Percent	0.0	46.7	53.3	0.0	100.0	

ANALYSIS 436

VARIABLE V447 G11-2.ORIGINAL RELIG PRE

Code	0	1	3	5	11	12	14	21	23	31	32	37	41	51	61
	DELETED														
Frequency	221	113	4	1	1	10	2	2	2	63	1	1	21	28	7
Percent	0.0	35.2	1.2	0.3	0.3	3.1	0.6	0.6	0.6	19.6	0.3	0.3	6.5	8.7	2.2
Code	71	131	141	142	152	153	155	156	158	159	171	201	203	204	301
Frequency	2	1	2	1	1	1	2	1	4	2	1	10	4	1	1
Percent	0.6	0.3	0.6	0.3	0.3	0.3	0.6	0.3	1.2	0.6	0.3	3.1	1.2	0.3	0.3
Code	801	998	999	TOTAL REVISED											
	DELETED	DELETED	DELETED												
Frequency	31	3	9	554	321										
Percent	9.7	0.0	0.0	100.0											

ANALYSIS 437

VARIABLE V448 G12-2.CURRENT RELIG PREF

Code	0	1	3	5	11	12	14	21	23	24	31	32	37	41	42
	DELETED														
Frequency	231	97	2	1	1	10	2	3	2	1	45	1	1	17	1
Percent	0.0	33.3	0.7	0.3	0.3	3.4	0.7	1.0	0.7	0.3	15.5	0.3	0.3	5.8	0.3
Code	51	61	71	131	141	142	151	152	153	155	156	158	159	201	203
Frequency	28	6	3	1	1	2	1	1	1	1	2	5	1	6	6
Percent	9.6	2.1	1.0	0.3	0.3	0.7	0.3	0.3	0.3	0.3	0.7	1.7	0.3	2.1	2.1

Code	204	301	801	998	999	TOTAL REVISED	
				DELETED	DELETED		
Frequency	2	1	39	9	23	554	291
Percent	0.7	0.3	13.4	0.0	0.0	100.0	

ANALYSIS 438

VARIABLE V449 G8-3.SEX CHILD 3

Code	0	1	2	9	TOTAL REVISED	
	DELETED			DELETED		
Frequency	369	104	78	3	554	182
Percent	0.0	57.1	42.9	0.0	100.0	

ANALYSIS 439

VARIABLE V450 G9-3.BIRTHDATE CHILD 3

Code	0	27	28	34	36	37	38	39	41	42	44	45	46	47	48
	DELETED														
Frequency	370	1	1	1	1	2	1	1	5	1	1	3	1	1	2
Percent	0.0	0.6	0.6	0.6	0.6	1.1	0.6	0.6	2.8	0.6	0.6	1.7	0.6	0.6	1.1
Code	49	50	51	52	53	54	55	56	57	58	59	60	61	62	63
Frequency	3	8	2	6	9	3	6	7	5	4	2	4	7	2	4
Percent	1.7	4.5	1.1	3.4	5.0	1.7	3.4	3.9	2.8	2.2	1.1	2.2	3.9	1.1	2.2
Code	64	65	66	67	68	69	70	71	72	73	74	75	76	77	78
Frequency	4	5	3	5	3	2	5	7	4	3	5	2	4	4	2
Percent	2.2	2.8	1.7	2.8	1.7	1.1	2.8	3.9	2.2	1.7	2.8	1.1	2.2	2.2	1.1
Code	79	80	81	83	84	85	86	87	98	99	TOTAL REVISED				
									DELETED	DELETED					
Frequency	3	2	5	1	7	4	2	3	2	3	554	179			
Percent	1.7	1.1	2.8	0.6	3.9	2.2	1.1	1.7	0.0	0.0	100.0				

ANALYSIS 440

VARIABLE V451 G10-3.LIVING WITH 3

Code	0	1	5	9	TOTAL REVISED	
	DELETED			DELETED		
Frequency	371	60	109	14	554	169
Percent	0.0	35.5	64.5	0.0	100.0	

ANALYSIS 441

VARIABLE V452 G11-3.ORIGINAL RELIG PRE

Code	0	1	5	12	21	31	41	51	61	141	152	153	155	156	158
	DELETED														
Frequency	370	62	1	5	1	45	10	13	3	2	1	1	2	1	3
Percent	0.0	35.4	0.6	2.9	0.6	25.7	5.7	7.4	1.7	1.1	0.6	0.6	1.1	0.6	1.7

Code	159	171	201	203	801	998	999	TOTAL REVISED	
					DELETED	DELETED			
Frequency	2	1	8	2	12	2	7	554	175
Percent	1.1	0.6	4.6	1.1	6.9	0.0	0.0	100.0	

ANALYSIS 442

VARIABLE V453 G12-3.CURRENT RELIG PREF

Code	0	1	3	5	12	21	24	31	41	51	61	71	141	152	153
	DELETED														
Frequency	377	49	1	1	5	2	2	30	8	16	3	1	1	1	1
Percent	0.0	31.2	0.6	0.6	3.2	1.3	1.3	19.1	5.1	10.2	1.9	0.6	0.6	0.6	0.6

Code	155	156	158	159	201	203	204	801	998	999	TOTAL REVISED	
								DELETED	DELETED			
Frequency	1	1	2	2	5	2	2	21	4	16	554	157
Percent	0.6	0.6	1.3	1.3	3.2	1.3	1.3	13.4	0.0	0.0	100.0	

ANALYSIS 443

VARIABLE	V454	G8-4.SEX CHILD 4				TOTAL REVISED	
Code	0	1	2	9			
	DELETED			DELETED			
Frequency	455	41	55	3	554	96	
Percent	0.0	42.7	57.3	0.0	100.0		

ANALYSIS 444

VARIABLE	V455	G9-4.BIRTHDATE.CHILD 4															
Code	0	30	38	40	43	46	47	51	52	53	54	55	56	57	58		
	DELETED																
Frequency	455	1	3	1	3	1	1	1	4	3	4	4	6	5	1		
Percent	0.0	1.1	3.2	1.1	3.2	1.1	1.1	1.1	4.2	3.2	4.2	4.2	6.3	5.3	1.1		
Code	59	60	62	63	64	65	66	67	68	69	70	72	73	74	75		
Frequency	2	2	5	3	1	1	3	5	2	5	2	2	3	3	3		
Percent	2.1	2.1	5.3	3.2	1.1	1.1	3.2	5.3	2.1	5.3	2.1	2.1	3.2	3.2	3.2		
Code	77	78	79	80	81	83	84	85	87	98	99	TOTAL REVISED					
										DELETED	DELETED	554	95				
Frequency	4	3	1	1	1	2	1	1	1	1	3	554	95				
Percent	4.2	3.2	1.1	1.1	1.1	2.1	1.1	1.1	1.1	0.0	0.0	100.0					

ANALYSIS 445

VARIABLE	V456	G10-4.LIVING WITH 4				TOTAL REVISED	
Code	0	1	5	9			
	DELETED			DELETED			
Frequency	454	33	57	10	554	90	
Percent	0.0	36.7	63.3	0.0	100.0		

ANALYSIS 446

VARIABLE V457 G11-4.ORIGINAL RELIG PRE

Code	0	1	12	21	31	41	51	61	152	155	156	159	171	201	203
	DELETED														
Frequency	455	29	3	1	25	5	8	1	1	1	1	1	1	2	3
Percent	0.0	32.2	3.3	1.1	27.8	5.6	8.9	1.1	1.1	1.1	1.1	1.1	1.1	2.2	3.3

Code	204	801	998	999	TOTAL REVISED	
			DELETED	DELETED	554	90
Frequency	2	6	3	6		
Percent	2.2	6.7	0.0	0.0	100.0	

ANALYSIS 447

VARIABLE V458 G12-4.CURRENT RELIG PREF

Code	0	1	12	21	24	31	41	51	61	131	152	155	156	159	201
	DELETED														
Frequency	462	28	2	1	1	20	4	5	2	1	1	1	1	1	2
Percent	0.0	34.6	2.5	1.2	1.2	24.7	4.9	6.2	2.5	1.2	1.2	1.2	1.2	1.2	2.5

Code	203	204	801	998	999	TOTAL REVISED	
			DELETED	DELETED	554	81	
Frequency	3	3	5	1	10		
Percent	3.7	3.7	6.2	0.0	0.0	100.0	

ANALYSIS 448

VARIABLE V459 CODER SCR 4

Code	1	2	3	4	7	9	TOTAL REVISED	
					DELETED	1	554	553
Frequency	83	120	101	188	61	1		
Percent	15.0	21.7	18.3	34.0	11.0	0.0	100.0	

ANALYSIS 449

VARIABLE	V460	G8-5.SEX CHILD 5					
Code	0	1	2	9			
	DELETED			DELETED	TOTAL	REVISED	
Frequency	505	27	20	2	554	47	
Percent	0.0	57.4	42.6	0.0	100.0		

ANALYSIS 450

VARIABLE	V461	G9-5.BIRTHDATE CHILD 5															
Code	0	35	41	42	43	53	54	55	56	57	58	59	60	61	62		
	DELETED																
Frequency	505	1	2	1	1	2	4	2	3	2	2	3	2	1	3		
Percent	0.0	2.1	4.3	2.1	2.1	4.3	8.5	4.3	6.4	4.3	4.3	6.4	4.3	2.1	6.4		
Code	64	65	67	68	70	71	72	73	74	75	82	85	99				
												DELETED	TOTAL	REVISED			
Frequency	1	1	3	1	2	2	1	2	2	1	1	1	2	554	47		
Percent	2.1	2.1	6.4	2.1	4.3	4.3	2.1	4.3	4.3	2.1	2.1	2.1	0.0	100.0			

ANALYSIS 451

VARIABLE	V462	G10-5.LIVING WITH 5					
Code	0	1	5	9			
	DELETED			DELETED	TOTAL	REVISED	
Frequency	505	12	27	10	554	39	
Percent	0.0	30.8	69.2	0.0	100.0		

ANALYSIS 452

VARIABLE	V463	G11-5.ORIGINAL RELIG PRE														
Code	0	1	21	31	41	51	61	152	171	201	204	801	999			
	DELETED											DELETED	TOTAL	REVISED		
Frequency	505	13	1	17	1	4	1	1	1	2	2	3	3	554	46	
Percent	0.0	28.3	2.2	37.0	2.2	8.7	2.2	2.2	2.2	4.3	4.3	6.5	0.0	100.0		

ANALYSIS 453

VARIABLE V464 G12-5.CURRENT RELIG PREF

Code	0	1	21	31	41	51	61	152	201	204	801	998	999	TOTAL REVISIED
DELETED												DELETED	DELETED	
Frequency	507	14	1	11	1	4	1	1	2	2	4	1	5	554 41
Percent	0.0	34.1	2.4	26.8	2.4	9.8	2.4	2.4	4.9	4.9	9.8	0.0	0.0	100.0

ANALYSIS 454

VARIABLE V465 G8-6.SEX CHILD 6

Code	0	1	2	9	TOTAL REVISIED
DELETED				DELETED	
Frequency	524	9	19	2	554 28
Percent	0.0	32.1	67.9	0.0	100.0

ANALYSIS 455

VARIABLE V466 G9-6.BIRTHDATE CHILD 6

Code	0	44	51	54	55	56	57	58	59	60	61	62	65	66	67
DELETED															
Frequency	524	1	1	1	1	2	1	2	3	1	1	2	2	1	1
Percent	0.0	3.6	3.6	3.6	3.6	7.1	3.6	7.1	10.7	3.6	3.6	7.1	7.1	3.6	3.6

Code	69	70	73	74	75	76	78	99	TOTAL REVISIED
DELETED							DELETED		
Frequency	1	1	2	1	1	1	1	2	554 28
Percent	3.6	3.6	7.1	3.6	3.6	3.6	3.6	0.0	100.0

ANALYSIS 456

VARIABLE V467 G10-6.LIVING WITH 6

Code	0	1	5	9	TOTAL REVISIED
DELETED				DELETED	
Frequency	524	9	15	6	554 24
Percent	0.0	37.5	62.5	0.0	100.0

ANALYSIS 457

VARIABLE V468 G11-6.ORIGINAL RELIG PRE

Code	0	1	31	41	51	61	201	801	999	TOTAL REVISED	
	DELETED								DELETED		
Frequency	524	8	12	1	2	1	1	2	3	554	27
Percent	0.0	29.6	44.4	3.7	7.4	3.7	3.7	7.4	0.0	100.0	

ANALYSIS 458

VARIABLE V469 G12-6.CURRENT RELIG PREF

Code	0	1	31	41	51	61	201	801	999	TOTAL REVISED	
	DELETED								DELETED		
Frequency	525	11	9	1	2	1	1	2	2	554	27
Percent	0.0	40.7	33.3	3.7	7.4	3.7	3.7	7.4	0.0	100.0	

ANALYSIS 459

VARIABLE V470 G8-7.SEX CHILD 7

Code	0	1	2	9	TOTAL REVISED	
	DELETED			DELETED		
Frequency	533	11	8	2	554	19
Percent	0.0	57.9	42.1	0.0	100.0	

ANALYSIS 460

VARIABLE V471 G9-7.BIRTHDATE CHILD 7

Code	0	45	52	53	56	57	58	60	62	65	67	68	69	70	71
	DELETED														
Frequency	533	1	1	1	1	1	2	1	3	1	1	1	1	1	1
Percent	0.0	5.6	5.6	5.6	5.6	5.6	11.1	5.6	16.7	5.6	5.6	5.6	5.6	5.6	5.6

Code	76	99	TOTAL REVISED	
	DELETED			
Frequency	1	3	554	18
Percent	5.6	0.0	100.0	

ANALYSIS 461

VARIABLE V472 G10-7.LIVING WITH 7

Code	0	1	5	9	TOTAL REVISED	
	DELETED			DELETED		
Frequency	533	4	13	4	554	17
Percent	0.0	23.5	76.5	0.0	100.0	

ANALYSIS 462

VARIABLE V473 G11-7.ORIGINAL RELIG PRE

Code	0	1	31	51	61	201	801	999	TOTAL REVISED	
	DELETED						DELETED			
Frequency	533	4	8	1	1	1	3	3	554	18
Percent	0.0	22.2	44.4	5.6	5.6	5.6	16.7	0.0	100.0	

ANALYSIS 463

VARIABLE V474 G12-7.CURRENT RELIG PREF

Code	0	1	31	51	61	156	201	801	999	TOTAL REVISED	
	DELETED							DELETED			
Frequency	534	5	5	1	1	1	1	4	2	554	18
Percent	0.0	27.8	27.8	5.6	5.6	5.6	5.6	22.2	0.0	100.0	

ANALYSIS 464

VARIABLE V475 G15.TRAINING I

Code	0	1	2	3	4	5	6	7	8	9	10	99	TOTAL REVISED	
	DELETED										DELETED			
Frequency	270	41	4	34	65	80	18	12	19	2	6	3	554	281
Percent	0.0	14.6	1.4	12.1	23.1	28.5	6.4	4.3	6.8	0.7	2.1	0.0	100.0	

ANALYSIS 465

VARIABLE	V476	G15.TRAINING II											TOTAL REVISIED		
Code	0	1	2	3	4	5	6	7	8	9	10	97	99		
	DELETED											DELETED	DELETED	554	193
Frequency	358	29	9	29	47	24	11	2	34	1	3	4	3		
Percent	0.0	15.0	4.7	15.0	24.4	12.4	5.7	1.0	17.6	0.5	1.6	2.1	0.0	100.0	

ANALYSIS 466

VARIABLE	V477	G26.TRAINING I											TOTAL REVISIED		
Code	0	1	3	4	5	6	7	8	10	11	97	98	99		
	DELETED										DELETED	DELETED	DELETED	554	57
Frequency	488	7	11	9	17	1	1	6	1	1	3	4	5		
Percent	0.0	12.3	19.3	15.8	29.8	1.8	1.8	10.5	1.8	1.8	5.3	0.0	0.0	100.0	

ANALYSIS 467

VARIABLE	V478	G26.TRAINING II											TOTAL REVISIED	
Code	0	1	2	3	4	5	6	7	8	11	97	99		
	DELETED										DELETED	DELETED	554	34
Frequency	518	3	1	6	11	2	1	1	4	1	4	2		
Percent	0.0	8.8	2.9	17.6	32.4	5.9	2.9	2.9	11.8	2.9	11.8	0.0	100.0	

ANALYSIS 468

VARIABLE	V479	G37-G39.CHILD RELIG PREF											TOTAL REVISIED				
Code	0	1	4	15	31	33	35	41	51	61	71	153	158	159	203		
	DELETED										DELETED	DELETED	DELETED	DELETED	DELETED		
Frequency	497	23	1	1	6	1	1	2	1	1	2	1	1	1	1		
Percent	92.7	4.3	0.2	0.2	1.1	0.2	0.2	0.4	0.2	0.2	0.4	0.0	0.0	0.0	0.0		

Code	301	801	998	999	TOTAL REVISIED	
	DELETED	DELETED	DELETED	DELETED	554	536
Frequency	1	8	3	2		
Percent	0.0	0.0	0.0	0.0	100.0	

ANALYSIS 469

VARIABLE V480 HB/H9.FA OCCUPATION

Code	0	1	2	9	TOTAL
Frequency	29	153	343	29	554
Percent	5.2	27.6	61.9	5.2	100.0

ANALYSIS 470

VARIABLE V482 H11.MO WORK

Code	0	1	5	8	9	TOTAL	REVISED
	DELETED			DELETED	DELETED	554	548
Frequency	2	238	310	1	3	554	548
Percent	0.0	43.4	56.6	0.0	0.0	100.0	

ANALYSIS 471

VARIABLE V483 H12.FULL/PART

Code	0	1	2	9	TOTAL	REVISED
	DELETED			DELETED	554	236
Frequency	313	167	69	5	554	236
Percent	0.0	70.8	29.2	0.0	100.0	

ANALYSIS 472

VARIABLE V484 H13/H14.MO OCCUPATION

Code	0	1	2	9	TOTAL	REVISED
	DELETED				554	241
Frequency	313	105	133	3	554	241
Percent	0.0	43.6	55.2	1.2	100.0	

ANALYSIS 473

VARIABLE V486 H18.FA NATIONALITY I

Code	0	1	2	3	4	5	6	7	8	11	12	22	31	32	42
	DELETED														
Frequency	3	34	13	49	7	16	97	17	3	44	17	20	35	5	13
Percent	0.0	6.4	2.5	9.3	1.3	3.0	18.3	3.2	0.6	8.3	3.2	3.8	6.6	0.9	2.5
Code	43	46	47	51	53	54	61	62	63	64	66	97	98	99	
												DELETED	DELETED	DELETED	
Frequency	1	2	8	5	1	1	103	16	1	12	5	4	14	8	
Percent	0.2	0.4	1.5	0.9	0.2	0.2	19.5	3.0	0.2	2.3	0.9	0.8	0.0	0.0	
Code	TOTAL REVISED														
Frequency	554	529													
Percent	100.0														

ANALYSIS 474

VARIABLE V487 H18.FA NATIONALITY II

Code	0	1	2	3	4	5	6	7	8	11	12	22	31	51	61
	DELETED														
Frequency	479	12	4	13	1	5	9	4	1	6	1	1	1	1	2
Percent	0.0	16.9	5.6	18.3	1.4	7.0	12.7	5.6	1.4	8.5	1.4	1.4	1.4	1.4	2.8
Code	62	64	97	99											
			DELETED	DELETED	TOTAL REVISED										
Frequency	5	3	2	4	554	71									
Percent	7.0	4.2	2.8	0.0	100.0										

ANALYSIS 475

VARIABLE V488 H19.FA BORN US

Code	0	1	5	9		
	DELETED		DELETED	DELETED	TOTAL REVISED	
Frequency	1	424	124	5	554	548
Percent	0.0	77.4	22.6	0.0	100.0	

ANALYSIS 476

VARIABLE V489 H20.MD NATIONALITY I

Code	0	1	2	3	4	5	6	7	8	11	12	22	31	32	42
DELETED															
Frequency	2	45	18	56	3	32	71	17	3	43	11	23	32	5	12
Percent	0.0	8.5	3.4	10.6	0.6	6.1	13.4	3.2	0.6	8.1	2.1	4.4	6.1	0.9	2.3

Code	43	47	51	53	61	62	64	66	68	97	98	99	TOTAL REVISED	
DELETED											DELETED	DELETED	554	528
Frequency	1	7	4	3	86	30	14	7	2	3	15	9	554	528
Percent	0.2	1.3	0.8	0.6	16.3	5.7	2.7	1.3	0.4	0.6	0.0	0.0	100.0	

ANALYSIS 477

VARIABLE V490 H20.MD NATIONALITY II

Code	0	1	2	3	4	5	6	8	22	31	61	62	64	66	97
DELETED															
Frequency	463	13	4	20	3	4	13	2	3	1	10	7	2	1	4
Percent	0.0	14.9	4.6	23.0	3.4	4.6	14.9	2.3	3.4	1.1	11.5	8.0	2.3	1.1	4.6

Code	98	99	TOTAL REVISED	
DELETED		DELETED	554	87
Frequency	1	3	554	87
Percent	0.0	0.0	100.0	

ANALYSIS 478

VARIABLE V491 H21.MD BORN US

Code	0	1	5	9	TOTAL REVISED	
DELETED				DELETED	554	551
Frequency	1	434	117	2	554	551
Percent	0.0	78.8	21.2	0.0	100.0	

ANALYSIS 479

VARIABLE V492 H22.GRANDPARENTS

Code	1	5	8	9	TOTAL REVISED	
			DELETED	DELETED		
Frequency	291	248	13	2	554	539
Percent	54.0	46.0	0.0	0.0	100.0	

ANALYSIS 480

VARIABLE V493 H23.SIBS LIVING

Code	1	5	9	TOTAL REVISED	
			DELETED		
Frequency	507	45	2	554	552
Percent	91.8	8.2	0.0	100.0	

ANALYSIS 481

VARIABLE V494 H23.NO. SIBLS

Code	0	1	2	3	4	5	6	7	8	9	10	11	12	13	99
	DELETED														DELETED
Frequency	45	102	110	98	70	52	28	18	12	7	4	2	3	1	2
Percent	0.0	20.1	21.7	19.3	13.8	10.3	5.5	3.6	2.4	1.4	0.8	0.4	0.6	0.2	0.0

Code	TOTAL REVISED	
Frequency	554	507
Percent	100.0	

ANALYSIS 482

VARIABLE V495 H24-1.SEX SIB 1

Code	0	1	2	9	TOTAL REVISED	
	DELETED			DELETED		
Frequency	46	277	229	2	554	506
Percent	0.0	54.7	45.3	0.0	100.0	

ANALYSIS 483

VARIABLE V496 H25-1.AGE SIB 1 YRS

Code	0	13	17	19	20	21	22	23	24	25	26	27	28	29	30
Frequency	DELETED 46	1	1	2	4	2	5	7	6	10	8	5	11	10	15
Percent	0.0	0.2	0.2	0.4	0.8	0.4	1.0	1.4	1.2	2.0	1.6	1.0	2.2	2.0	3.0
Code	31	32	33	34	35	36	37	38	39	40	41	42	43	44	45
Frequency	8	11	14	17	11	14	12	15	17	17	5	13	7	11	16
Percent	1.6	2.2	2.8	3.4	2.2	2.8	2.4	3.0	3.4	3.4	1.0	2.6	1.4	2.2	3.2
Code	46	47	48	49	50	51	52	53	54	55	56	57	58	59	60
Frequency	8	11	10	10	4	7	6	7	9	5	2	6	3	9	11
Percent	1.6	2.2	2.0	2.0	0.8	1.4	1.2	1.4	1.8	1.0	0.4	1.2	0.6	1.8	2.2
Code	61	62	63	64	65	66	67	68	69	70	71	72	73	74	75
Frequency	3	6	4	6	16	9	8	2	10	8	4	11	3	4	2
Percent	0.6	1.2	0.8	1.2	3.2	1.8	1.6	0.4	2.0	1.6	0.8	2.2	0.6	0.8	0.4
Code	76	77	78	79	80	81	82	83	84	85	93	98	99	TOTAL REVISED	
Frequency	1	7	2	2	1	1	2	3	2	1	1	DELETED 3	DELETED 3	554	502
Percent	0.2	1.4	0.4	0.4	0.2	0.2	0.4	0.6	0.4	0.2	0.2	0.0	0.0	100.0	

ANALYSIS 484

VARIABLE V497 H25-1.AGE 1 DECADE

Code	0	1	2	3	4	5	6	7	8	9	TOTAL REVISED	
Frequency	DELETED 46	4	68	134	108	58	75	44	10	DELETED 7	554	501
Percent	0.0	0.8	13.6	26.7	21.6	11.6	15.0	8.8	2.0	0.0	100.0	

ANALYSIS 485

VARIABLE V498 H26-1.EDUC SIB 1 YRS

Code	0	3	4	5	6	7	8	9	10	11	12	13	14	15	16
DELETED															
Frequency	48	1	1	1	7	3	19	13	26	26	206	23	45	12	62
Percent	0.0	0.2	0.2	0.2	1.4	0.6	3.9	2.7	5.3	5.3	42.3	4.7	9.2	2.5	12.7

Code	17	18	19	20	23	98	99	TOTAL REVISED	
DELETED						DELETED	DELETED	554	487
Frequency	22	12	2	5	1	15	4		
Percent	4.5	2.5	0.4	1.0	0.2	0.0	0.0	100.0	

ANALYSIS 486

VARIABLE V499 H26-1.EDUC 1 CATEGORY

Code	0	1	2	3	4	5	6	8	9	TOTAL REVISED	
DELETED								DELETED	DELETED	554	487
Frequency	48	32	65	205	81	94	10	15	4		
Percent	0.0	6.6	13.3	42.1	16.6	19.3	2.1	0.0	0.0	100.0	

ANALYSIS 487

VARIABLE V500 H27-1.RELIG PREF 1

Code	0	1	3	4	12	14	21	23	31	37	41	42	44	51	61
DELETED															
Frequency	46	171	1	1	15	2	2	3	96	1	22	1	2	35	7
Percent	0.0	34.8	0.2	0.2	3.0	0.4	0.4	0.6	19.5	0.2	4.5	0.2	0.4	7.1	1.4

Code	71	81	132	134	141	142	153	154	155	156	157	158	159	181	201
Frequency	5	2	1	1	2	1	1	1	6	2	2	4	3	1	31
Percent	1.0	0.4	0.2	0.2	0.4	0.2	0.2	0.2	1.2	0.4	0.4	0.8	0.6	0.2	6.3

Code	203	801	802	804	998	999	TOTAL REVISED	
DELETED					DELETED	DELETED	554	492
Frequency	2	65	2	1	12	4		
Percent	0.4	13.2	0.4	0.2	0.0	0.0	100.0	

ANALYSIS 488

VARIABLE	V501	H24-2.SEX SIB 2						
Code	0	1	2	4	9			
	DELETED				DELETED	TOTAL	REVISED	
Frequency	145	192	214	1	2	554	407	
Percent	0.0	47.2	52.6	0.2	0.0	100.0		

ANALYSIS 489

VARIABLE	V502	H25-2.AGE SIB 2 YRS														
Code	0	13	15	16	17	18	19	20	21	22	23	24	25	26	27	
	DELETED															
Frequency	145	1	3	2	4	1	2	5	5	5	5	9	7	13	14	
Percent	0.0	0.2	0.7	0.5	1.0	0.2	0.5	1.2	1.2	1.2	1.2	2.2	1.7	3.2	3.5	
Code	28	29	30	31	32	33	34	35	36	37	38	39	40	41	42	
Frequency	10	13	11	6	6	12	14	14	13	9	12	10	10	3	10	
Percent	2.5	3.2	2.7	1.5	1.5	3.0	3.5	3.5	3.2	2.2	3.0	2.5	2.5	0.7	2.5	
Code	43	44	45	46	47	48	49	50	51	52	53	54	55	56	57	
Frequency	8	4	7	6	3	3	4	5	1	6	9	1	9	1	8	
Percent	2.0	1.0	1.7	1.5	0.7	0.7	1.0	1.2	0.2	1.5	2.2	0.2	2.2	0.2	2.0	
Code	58	59	60	61	62	63	64	65	66	67	68	69	70	71	72	
Frequency	2	7	11	1	5	7	7	7	4	2	9	3	4	3	4	
Percent	0.5	1.7	2.7	0.2	1.2	1.7	1.7	1.7	1.0	0.5	2.2	0.7	1.0	0.7	1.0	
Code	73	74	75	76	77	78	80	81	82	84	91	93	98	99		
													DELETED	DELETED		
Frequency	1	2	4	1	1	3	3	2	1	1	1	1	4	4		
Percent	0.2	0.5	1.0	0.2	0.2	0.7	0.7	0.5	0.2	0.2	0.2	0.2	0.0	0.0		
Code	TOTAL REVISED															
Frequency	554		401													
Percent	100.0															

ANALYSIS 490

VARIABLE	V503	H25-2.AGE 2 DECADE											
Code	0	1	2	3	4	5	6	7	8	9			
	DELETED									DELETED	TOTAL	REVISED	
Frequency	145	13	85	108	58	49	56	23	7	10	554	399	
Percent	0.0	3.3	21.3	27.1	14.5	12.3	14.0	5.8	1.8	0.0	100.0		

ANALYSIS 491

VARIABLE	V504	H26-2.EDUC SIB 2 YRS													
Code	0	4	6	7	8	9	10	11	12	13	14	15	16	17	18
	DELETED														
Frequency	146	1	2	2	19	10	29	14	199	20	27	7	41	10	3
Percent	0.0	0.3	0.5	0.5	4.9	2.6	7.4	3.6	51.0	5.1	6.9	1.8	10.5	2.6	0.8

Code	19	20	23	31	98	99		
					DELETED	DELETED	TOTAL	REVISED
Frequency	1	3	1	1	12	6	554	390
Percent	0.3	0.8	0.3	0.3	0.0	0.0	100.0	

ANALYSIS 492

VARIABLE	V505	H26-2.EDUC 2 CATEGORY									
Code	0	1	2	3	4	5	6	8	9		
	DELETED							DELETED	DELETED	TOTAL	REVISED
Frequency	146	24	55	199	54	52	7	12	5	554	391
Percent	0.0	6.1	14.1	50.9	13.8	13.3	1.8	0.0	0.0	100.0	

ANALYSIS 493

VARIABLE	V506	H27-2.RELIG PREF 2													
Code	0	1	5	12	21	23	31	33	41	51	61	71	81	134	142
	DELETED														
Frequency	145	151	1	8	3	3	79	1	20	26	5	4	1	1	3
Percent	0.0	38.1	0.3	2.0	0.8	0.8	19.9	0.3	5.1	6.6	1.3	1.0	0.3	0.3	0.8

Code	153	155	156	157	158	159	181	201	203	801	804	998 DELETED	999 DELETED	TOTAL REVISIED
Frequency	1	6	1	2	4	3	1	23	3	45	1	11	2	554
Percent	0.3	1.5	0.3	0.5	1.0	0.8	0.3	5.8	0.8	11.4	0.3	0.0	0.0	396
														100.0

ANALYSIS 494

VARIABLE V507 H24-3.SEX SIB 3

Code	0 DELETED	1	2	9 DELETED	TOTAL REVISIED
Frequency	257	149	146	2	554
Percent	0.0	50.5	49.5	0.0	295
					100.0

ANALYSIS 495

VARIABLE V508 H25-3.AGE SIB 3 YRS

Code	0 DELETED	10	12	13	15	16	17	18	19	20	21	22	23	24	25
Frequency	257	1	2	1	2	1	4	5	2	4	6	7	3	5	5
Percent	0.0	0.3	0.7	0.3	0.7	0.3	1.4	1.7	0.7	1.4	2.1	2.4	1.0	1.7	1.7
Code	26	27	28	29	30	31	32	33	34	35	36	37	38	39	40
Frequency	6	8	11	9	8	4	15	12	8	9	7	7	7	5	4
Percent	2.1	2.7	3.8	3.1	2.7	1.4	5.2	4.1	2.7	3.1	2.4	2.4	2.4	1.7	1.4
Code	41	42	43	44	45	46	47	48	49	50	51	52	53	54	55
Frequency	3	2	3	5	3	5	2	2	7	3	4	4	7	1	3
Percent	1.0	0.7	1.0	1.7	1.0	1.7	0.7	0.7	2.4	1.0	1.4	1.4	2.4	0.3	1.0
Code	56	57	58	59	60	61	62	63	64	65	66	67	68	70	71
Frequency	5	4	5	4	8	2	3	2	3	5	2	2	2	2	4
Percent	1.7	1.4	1.7	1.4	2.7	0.7	1.0	0.7	1.0	1.7	0.7	0.7	0.7	0.7	1.4
Code	72	73	74	75	76	78	80	87	98 DELETED	99 DELETED	TOTAL REVISIED				
Frequency	3	4	1	3	1	2	1	1	3	3	554	291			
Percent	1.0	1.4	0.3	1.0	0.3	0.7	0.3	0.3	0.0	0.0	100.0				

ANALYSIS 496

VARIABLE V509 H25-3.AGE 3 DECADE

Code	0	1	2	3	4	5	6	7	8	9	TOTAL REVISIED
DELETED											
Frequency	257	18	63	83	36	40	29	20	2	6	554 291
Percent	0.0	6.2	21.6	28.5	12.4	13.7	10.0	6.9	0.7	0.0	100.0

ANALYSIS 497

VARIABLE V510 H26-3.EDUC SIB 3 YRS

Code	0	3	4	6	7	8	9	10	11	12	13	14	15	16	17
DELETED															
Frequency	257	3	1	3	3	20	7	18	9	148	14	19	5	21	5
Percent	0.0	1.1	0.4	1.1	1.1	7.1	2.5	6.4	3.2	52.5	5.0	6.7	1.8	7.4	1.8

Code	18	20	21	98	99	TOTAL REVISIED
DELETED						
Frequency	4	1	1	9	6	554 282
Percent	1.4	0.4	0.4	0.0	0.0	100.0

ANALYSIS 498

VARIABLE V511 H26-3.EDUC 3 CATEGORY

Code	0	1	2	3	4	5	6	8	9	TOTAL REVISIED
DELETED										
Frequency	257	30	34	148	39	27	4	9	6	554 282
Percent	0.0	10.6	12.1	52.5	13.8	9.6	1.4	0.0	0.0	100.0

ANALYSIS 499

VARIABLE V512 H27-3.RELIG PREF 3

Code	0	1	3	5	12	21	23	31	32	41	51	61	71	81	134
DELETED															
Frequency	257	110	2	1	5	1	3	68	1	15	11	1	3	1	1
Percent	0.0	38.9	0.7	0.4	1.8	0.4	1.1	24.0	0.4	5.3	3.9	0.4	1.1	0.4	0.4

Code	141	155	157	158	159	201	203	801	998	999	TOTAL REVISED	
Frequency	1	2	1	2	1	18	2	33	DELETED 12	DELETED 2	554	283
Percent	0.4	0.7	0.4	0.7	0.4	6.4	0.7	11.7	0.0	0.0	100.0	

ANALYSIS 500

VARIABLE V513 H24-4.SEX SIB 4

Code	0	1	2	9	TOTAL REVISED	
DELETED				DELETED	554	197
Frequency	354	105	92	3		
Percent	0.0	53.3	46.7	0.0	100.0	

ANALYSIS 501

VARIABLE V514 H25-4.AGE SIB 4 YRS

Code	0	4	8	10	14	16	17	18	19	21	22	23	24	25	26
DELETED															
Frequency	354	1	1	1	1	4	3	3	2	6	1	4	5	10	7
Percent	0.0	0.5	0.5	0.5	0.5	2.1	1.5	1.5	1.0	3.1	0.5	2.1	2.6	5.1	3.6
Code	27	28	29	30	31	32	33	34	35	36	37	38	39	40	41
Frequency	5	2	5	3	7	7	7	8	5	5	3	1	2	4	4
Percent	2.6	1.0	2.6	1.5	3.6	3.6	3.6	4.1	2.6	2.6	1.5	0.5	1.0	2.1	2.1
Code	42	43	44	45	46	47	49	50	51	52	53	54	55	56	57
Frequency	4	1	5	6	1	4	2	4	2	3	1	4	1	3	1
Percent	2.1	0.5	2.6	3.1	0.5	2.1	1.0	2.1	1.0	1.5	0.5	2.1	0.5	1.5	0.5
Code	58	59	61	62	63	65	67	68	70	71	74	79	82	84	85
Frequency	3	5	2	5	2	4	2	1	2	3	1	1	1	1	1
Percent	1.5	2.6	1.0	2.6	1.0	2.1	1.0	0.5	1.0	1.5	0.5	0.5	0.5	0.5	0.5
Code	89	92	98	99	TOTAL REVISED										
DELETED			DELETED	DELETED	554	195									
Frequency	1	1	2	3											
Percent	0.5	0.5	0.0	0.0	100.0										

ANALYSIS 502

VARIABLE	V515	H25-4.AGE 4 DECADE										
Code	0	1	2	3	4	5	6	7	8	9		
	DELETED									DELETED	TOTAL	REVISED
Frequency	356	14	45	49	30	27	16	7	4	6	554	192
Percent	0.0	7.3	23.4	25.5	15.6	14.1	8.3	3.6	2.1	0.0	100.0	

ANALYSIS 503

VARIABLE	V516	H26-4.EDUC SIB 4 YRS													
Code	0	3	6	7	8	9	10	11	12	13	14	15	16	18	20
	DELETED														
Frequency	355	2	2	2	8	10	15	11	104	3	9	4	16	1	1
Percent	0.0	1.1	1.1	1.1	4.3	5.3	8.0	5.9	55.3	1.6	4.8	2.1	8.5	0.5	0.5

Code	98	99		
	DELETED	DELETED	TOTAL	REVISED
Frequency	7	4	554	188
Percent	0.0	0.0	100.0	

ANALYSIS 504

VARIABLE	V517	H26-4.EDUC 4 CATEGORY										
Code	0	1	2	3	4	5	6	8	9			
	DELETED							DELETED	DELETED	TOTAL	REVISED	
Frequency	354	15	36	105	14	15	3	8	4	554	188	
Percent	0.0	8.0	19.1	55.9	7.4	8.0	1.6	0.0	0.0	100.0		

ANALYSIS 505

VARIABLE	V518	H27-4.RELIG PREF 4													
Code	0	1	3	21	23	31	41	51	61	71	131	141	155	157	158
	DELETED														
Frequency	354	66	1	1	3	50	8	10	1	3	1	1	4	2	4
Percent	0.0	35.1	0.5	0.5	1.6	26.6	4.3	5.3	0.5	1.6	0.5	0.5	2.1	1.1	2.1

Code	159	201	203	801	998	999	TOTAL REVISED	
Frequency	1	10	1	21	9	3	554	188
Percent	0.5	5.3	0.5	11.2	0.0	0.0	100.0	

ANALYSIS 506

VARIABLE V519 H24-5.SEX SIB 4

Code	0	1	2	9	TOTAL REVISED	
DELETED				DELETED		
Frequency	425	55	72	2	554	127
Percent	0.0	43.3	56.7	0.0	100.0	

ANALYSIS 507

VARIABLE V520 H25-5.AGE SIBL 5 YRS

Code	0	2	8	9	13	16	17	18	19	21	22	23	24	25	26	
DELETED																
Frequency	425	1	1	1	1	3	2	4	1	2	1	2	4	4	7	
Percent	0.0	0.8	0.8	0.8	0.8	2.4	1.6	3.2	0.8	1.6	0.8	1.6	3.2	3.2	5.6	
Code	27	28	29	30	31	32	33	34	35	36	37	38	39	40	42	
Frequency	2	5	2	7	4	6	2	1	3	2	3	2	2	1	2	
Percent	1.6	4.0	1.6	5.6	3.2	4.8	1.6	0.8	2.4	1.6	2.4	1.6	1.6	0.8	1.6	
Code	43	44	45	46	48	49	50	51	52	53	54	55	56	57	58	
Frequency	1	1	3	3	2	2	2	2	1	1	3	5	1	1	2	
Percent	0.8	0.8	2.4	2.4	1.6	1.6	1.6	1.6	0.8	0.8	2.4	4.0	0.8	0.8	1.6	
Code	59	60	61	64	65	68	69	70	72	74	76	80	85	98	99	
DELETED														DELETED	DELETED	
Frequency	1	3	1	1	1	1	1	1	1	1	2	1	1	2	3	
Percent	0.8	2.4	0.8	0.8	0.8	0.8	0.8	0.8	0.8	0.8	1.6	0.8	0.8	0.0	0.0	
Code	TOTAL REVISED															
Frequency	554		124													
Percent	100.0															

ANALYSIS 508

VARIABLE	V521	H25-5.AGE 5 DECADE										
Code	0	1	2	3	4	5	6	7	8	9		
	DELETED										DELETED	TOTAL REVISIED
Frequency	427	11	29	33	15	19	8	5	2	5	554	122
Percent	0.0	9.0	23.8	27.0	12.3	15.6	6.6	4.1	1.6	0.0	100.0	

ANALYSIS 509

VARIABLE	V522	H26-5.EDUC SIB 5 YRS															
Code	0	3	4	6	7	8	9	10	11	12	13	14	16	17	18		
Frequency	425	2	1	2	2	8	3	9	6	70	2	5	9	2	1		
Percent	0.0	1.6	0.8	1.6	1.6	6.6	2.5	7.4	4.9	57.4	1.6	4.1	7.4	1.6	0.8		

Code	98	99	TOTAL REVISIED	
	DELETED	DELETED	554	122
Frequency	3	4	554	122
Percent	0.0	0.0	100.0	

ANALYSIS 510

VARIABLE	V523	H26-5.EDUC 5 CATEGORY										
Code	0	1	2	3	4	5	6	8	9			
	DELETED								DELETED	DELETED	TOTAL REVISIED	
Frequency	426	15	18	69	7	11	1	3	4	554	121	
Percent	0.0	12.4	14.9	57.0	5.8	9.1	0.8	0.0	0.0	100.0		

ANALYSIS 511

VARIABLE	V524	H27-5.RELIG PREF 5															
Code	0	1	21	23	31	41	51	81	152	153	155	157	158	159	161		
Frequency	426	40	1	1	32	5	7	1	1	1	3	1	2	2	1		
Percent	0.0	32.3	0.8	0.8	25.8	4.0	5.6	0.8	0.8	0.8	2.4	0.8	1.6	1.6	0.8		

Code	181	201	203	801	804	998 DELETED	999 DELETED	TOTAL REVISIED
Frequency	1	13	1	10	1	2	2	554 124
Percent	0.8	10.5	0.8	8.1	0.8	0.0	0.0	100.0

ANALYSIS 512

VARIABLE V525 H24-6.SEX SIB 6

Code	0 DELETED	1	2	9 DELETED	TOTAL REVISIED
Frequency	477	36	39	2	554 75
Percent	0.0	48.0	52.0	0.0	100.0

ANALYSIS 513

VARIABLE V526 H25-6.AGE SIB 6, YRS

Code	0 DELETED	8	11	14	16	17	20	21	22	23	24	25	26	27	28
Frequency	477	1	1	3	1	1	1	2	2	2	3	3	1	2	2
Percent	0.0	1.4	1.4	4.2	1.4	1.4	1.4	2.8	2.8	2.8	4.2	4.2	1.4	2.8	2.8
Code	29	30	31	32	33	35	36	37	38	40	41	42	46	48	49
Frequency	4	3	3	2	1	1	2	2	3	3	1	1	2	4	2
Percent	5.6	4.2	4.2	2.8	1.4	1.4	2.8	2.8	4.2	4.2	1.4	1.4	2.8	5.6	2.8
Code	50	51	52	53	54	59	60	66	73	98 DELETED	99 DELETED	TOTAL REVISIED			
Frequency	2	1	2	2	1	1	1	1	2	2	3	554 72			
Percent	2.8	1.4	2.8	2.8	1.4	1.4	1.4	1.4	2.8	0.0	0.0	100.0			

ANALYSIS 514

VARIABLE V527 H25-6.AGE 6 DECADE

Code	0 DELETED	1	2	3	4	5	6	7	9 DELETED	TOTAL REVISIED
Frequency	478	6	22	17	13	9	2	2	5	554 71
Percent	0.0	8.5	31.0	23.9	18.3	12.7	2.8	2.8	0.0	100.0

ANALYSIS 515

VARIABLE V528 H26-6.EDUC SIB 6 YRS

Code	0	2	5	6	7	8	9	10	12	13	14	15	16	17	98
DELETED															DELETED
Frequency	477	1	1	1	3	5	3	10	33	2	1	1	8	2	3
Percent	0.0	1.4	1.4	1.4	4.2	7.0	4.2	14.1	46.5	2.8	1.4	1.4	11.3	2.8	0.0

Code	99	TOTAL REVISED	
DELETED		554	71
Frequency	3		
Percent	0.0	100.0	

ANALYSIS 516

VARIABLE V529 H26-6.EDUC 6 CATEGORY

Code	0	1	2	3	4	5	8	9	TOTAL REVISED	
DELETED							DELETED	DELETED	554	71
Frequency	477	11	13	33	4	10	3	3		
Percent	0.0	15.5	18.3	46.5	5.6	14.1	0.0	0.0	100.0	

ANALYSIS 517

VARIABLE V530 H27-6.RELIG PREF 6

Code	0	1	21	23	31	41	51	81	141	155	157	158	201	203	801
DELETED															
Frequency	477	18	1	1	23	3	7	1	2	1	1	1	7	1	5
Percent	0.0	25.0	1.4	1.4	31.9	4.2	9.7	1.4	2.8	1.4	1.4	1.4	9.7	1.4	6.9

Code	998	999	TOTAL REVISED	
DELETED			554	72
Frequency	3	2		
Percent	0.0	0.0	100.0	

ANALYSIS 518

VARIABLE	V531	H24-7.SEX SIB 7					
Code	0	1	2	9			
	DELETED			DELETED		TOTAL	REVISED
Frequency	505	26	21	2		554	47
Percent	0.0	55.3	44.7	0.0		100.0	

ANALYSIS 519

VARIABLE	V532	H25-7.AGE SIB 7 YRS														
Code	0	14	15	17	21	22	23	24	26	27	28	29	30	31	32	
	DELETED															
Frequency	505	1	2	1	1	2	1	3	3	2	1	1	1	1	1	
Percent	0.0	2.2	4.3	2.2	2.2	4.3	2.2	6.5	6.5	4.3	2.2	2.2	2.2	2.2	2.2	
Code	33	34	35	36	37	38	41	42	43	46	48	49	50	51	53	
Frequency	1	2	1	1	1	1	1	1	1	1	3	1	1	4	2	
Percent	2.2	4.3	2.2	2.2	2.2	2.2	2.2	2.2	2.2	2.2	6.5	2.2	2.2	8.7	4.3	
Code	58	64	71	99												
				DELETED												
Frequency	1	1	1	3												
Percent	2.2	2.2	2.2	0.0												
				TOTAL												
				REVISED												
				554												
				46												
				100.0												

ANALYSIS 520

VARIABLE	V533	H25-7.AGE 7 DECADE										
Code	0	1	2	3	4	5	6	7	9			
	DELETED								DELETED		TOTAL	REVISED
Frequency	505	4	14	10	8	8	1	1	3		554	46
Percent	0.0	8.7	30.4	21.7	17.4	17.4	2.2	2.2	0.0		100.0	

ANALYSIS 521

VARIABLE V534 H26-7.EDUC SIB 7 YRS

Code	0	7	8	9	10	11	12	14	16	17	19	99	TOTAL REVIS
DELETED												DELETED	554
Frequency	505	1	5	3	3	1	24	3	4	1	1	3	46
Percent	0.0	2.2	10.9	6.5	6.5	2.2	52.2	6.5	8.7	2.2	2.2	0.0	100.0

ANALYSIS 522

VARIABLE V535 H26-7.EDUC 7 CATEGORY

Code	0	1	2	3	4	5	9	TOTAL REVIS
DELETED							DELETED	554
Frequency	505	6	7	23	4	6	3	46
Percent	0.0	13.0	15.2	50.0	8.7	13.0	0.0	100.0

ANALYSIS 523

VARIABLE V536 H27-7.RELIG PREF 7

Code	0	1	21	31	41	51	81	157	158	201	801	998	999	TOTAL REVIS
DELETED												DELETED	DELETED	554
Frequency	505	12	1	14	2	5	1	1	1	3	3	3	3	43
Percent	0.0	27.9	2.3	32.6	4.7	11.6	2.3	2.3	2.3	7.0	7.0	0.0	0.0	100.0

ANALYSIS 524

VARIABLE V537 H33/H34.SPOUSE OCCUPATIO

Code	0	1	2	9	TOTAL REVIS
DELETED					554
Frequency	222	171	154	7	332
Percent	0.0	51.5	46.4	2.1	100.0

ANALYSIS 525

VARIABLE V539 H45-H47.SPOUSE RELIG PRE

Code	0	1	3	5	11	13	14	15	21	23	31	32	35	37	41
	DELETED														
Frequency	209	113	1	1	1	1	4	4	2	3	50	3	1	1	17
Percent	0.0	33.1	0.3	0.3	0.3	0.3	1.2	1.2	0.6	0.9	14.7	0.9	0.3	0.3	5.0
Code	42	44	51	53	61	71	81	131	141	142	144	153	155	156	158
Frequency	1	1	38	1	12	5	1	3	2	2	1	1	2	3	3
Percent	0.3	0.3	11.1	0.3	3.5	1.5	0.3	0.9	0.6	0.6	0.3	0.3	0.6	0.9	0.9
Code	159	201	202	203	204	301	801	803	999						
									DELETED	TOTAL REVISED					
Frequency	6	12	1	5	3	3	32	1	4	554	341				
Percent	1.8	3.5	0.3	1.5	0.9	0.9	9.4	0.3	0.0	100.0					

ANALYSIS 526

VARIABLE V540 H48.CHANGED PREF

Code	0	1	5	9		
	DELETED			DELETED	TOTAL REVISED	
Frequency	213	80	258	3	554	338
Percent	0.0	23.7	76.3	0.0	100.0	

ANALYSIS 527

VARIABLE V541 H49.SPOUSE PRIOR PREF

Code	0	1	13	14	22	31	41	51	61	71	141	155	158	159	161
	DELETED														
Frequency	476	30	2	1	1	7	6	6	3	3	2	1	1	1	1
Percent	0.0	41.1	2.7	1.4	1.4	9.6	8.2	8.2	4.1	4.1	2.7	1.4	1.4	1.4	1.4
Code	171	181	301	801	802	998	999								
						DELETED	DELETED	TOTAL REVISED							
Frequency	2	2	1	2	1	2	3	554	73						
Percent	2.7	2.7	1.4	2.7	1.4	0.0	0.0	100.0							

ANALYSIS 528

VARIABLE V542 H50.WHY CHANGED PREF I

Code	0	1	3	5	7	8	21	23	25	40	75	97	98	99
DELETED													DELETED	DELETED
Frequency	476	12	3	1	8	1	29	4	1	4	1	1	9	4
Percent	0.0	18.5	4.6	1.5	12.3	1.5	44.6	6.2	1.5	6.2	1.5	1.5	0.0	0.0

Code	TOTAL	REVISED
Frequency	554	65
Percent	100.0	

ANALYSIS 529

VARIABLE V543 H50.WHY CHANGED PREF II

Code	0	7	8	21	23	25	75	99	TOTAL	REVISED
DELETED								DELETED	554	11
Frequency	540	3	1	2	2	2	1	3		
Percent	0.0	27.3	9.1	18.2	18.2	18.2	9.1	0.0	100.0	

ANALYSIS 530

VARIABLE V544 H51.AGE CHANGED YRS

Code	0	8	12	14	17	18	19	20	21	22	23	24	25	27	28
DELETED															
Frequency	476	1	1	3	2	5	4	8	4	1	2	2	7	2	3
Percent	0.0	1.5	1.5	4.4	2.9	7.4	5.9	11.8	5.9	1.5	2.9	2.9	10.3	2.9	4.4

Code	29	30	31	32	33	35	36	39	40	43	49	50	53	65	98
DELETED															DELETED
Frequency	3	4	1	2	1	1	1	2	1	1	2	1	1	2	4
Percent	4.4	5.9	1.5	2.9	1.5	1.5	1.5	2.9	1.5	1.5	2.9	1.5	1.5	2.9	0.0

Code	99	TOTAL	REVISED
DELETED		554	68
Frequency	6		
Percent	0.0	100.0	

ANALYSIS 531

VARIABLE	V545	H51.AGE CHANGED DECADE									
Code	0	1	2	3	4	5	6	9			
	DELETED									DELETED	TOTAL REVISED
Frequency	477	15	32	12	4	2	2	10	554	67	
Percent	0.0	22.4	47.8	17.9	6.0	3.0	3.0	0.0	100.0		

ANALYSIS 532

VARIABLE	V546	H58.SPOUSE FA NATIONALIT													
Code	0	1	2	3	4	5	6	7	11	12	22	31	32	42	47
	DELETED														
Frequency	208	27	9	21	2	16	56	14	34	18	7	24	3	9	3
Percent	0.0	8.8	2.9	6.8	0.6	5.2	18.2	4.5	11.0	5.8	2.3	7.8	1.0	2.9	1.0

Code	51	53	61	62	64	66	68	97	98	99		
										DELETED	DELETED	TOTAL REVISED
Frequency	3	3	44	4	3	5	1	2	26	12	554	308
Percent	1.0	1.0	14.3	1.3	1.0	1.6	0.3	0.6	0.0	0.0	100.0	

ANALYSIS 533

VARIABLE	V547	H58.SPOUSE FA NATIONALIT												
Code	0	1	3	5	6	7	11	64	97	98	99			
	DELETED											DELETED	DELETED	TOTAL REVISED
Frequency	522	2	8	2	8	1	3	2	1	2	3	554	27	
Percent	0.0	7.4	29.6	7.4	29.6	3.7	11.1	7.4	3.7	0.0	0.0	100.0		

ANALYSIS 534

VARIABLE	V548	H59.SPOU FA BORN US						
Code	0	1	5	8	9			
	DELETED				DELETED	DELETED	TOTAL REVISED	
Frequency	208	238	95	8	5	554	333	
Percent	0.0	71.5	28.5	0.0	0.0	100.0		

ANALYSIS 535

VARIABLE	V549	H60.SPOUSE MO NATIONALIT													
Code	0	1	2	3	4	5	6	7	8	11	12	22	31	42	47
	DELETED														
Frequency	208	30	12	23	1	16	45	10	1	28	19	5	22	8	3
Percent	0.0	10.2	4.1	7.8	0.3	5.5	15.4	3.4	0.3	9.6	6.5	1.7	7.5	2.7	1.0
Code	51	53	61	62	64	66	68	97	98	99	TOTAL REVISED				
								DELETED	DELETED	DELETED	554	293			
Frequency	4	3	49	3	5	3	1	2	42	11	554	293			
Percent	1.4	1.0	16.7	1.0	1.7	1.0	0.3	0.7	0.0	0.0	100.0				

ANALYSIS 536

VARIABLE	V550	H60.SPOUSE MO NATIONALIT													
Code	0	1	2	3	5	6	7	11	22	31	62	64	97	98	99
	DELETED												DELETED	DELETED	DELETED
Frequency	514	1	1	5	4	11	4	4	1	1	2	1	1	1	3
Percent	0.0	2.8	2.8	13.9	11.1	30.6	11.1	11.1	2.8	2.8	5.6	2.8	2.8	0.0	0.0
Code	TOTAL REVISED														
Frequency	554	36													
Percent	100.0														

ANALYSIS 537

VARIABLE	V551	H61.SPOU MO BORN US					
Code	0	1	5	8	9	TOTAL REVISED	
	DELETED			DELETED	DELETED	554	338
Frequency	208	250	88	5	3	554	338
Percent	0.0	74.0	26.0	0.0	0.0	100.0	

ANALYSIS 538

VARIABLE	V552	D1. BELIEVE THERE IS GOD			TOTAL REVISED
Code	5	8	9		
	DELETED	DELETED			
Frequency	25	3	526	554	25
Percent	100.0	0.0	0.0	100.0	

ANALYSIS 539

VARIABLE	V553	D2N. EVER BELEIVE IN GOD				TOTAL REVISED
Code	0	1	5	8		
	DELETED		DELETED			
Frequency	526	15	11	2	554	26
Percent	0.0	57.7	42.3	0.0	100.0	

ANALYSIS 540

VARIABLE	V554	D3N.1 CAUSE TO DOUBT GOD						TOTAL REVISED
Code	0	1	2	7	15	99		
	DELETED				DELETED			
Frequency	539	7	4	2	1	1	554	14
Percent	0.0	50.0	28.6	14.3	7.1	0.0	100.0	

ANALYSIS 541

VARIABLE	V555	D3N.2 CAUSE TO DOUBT GOD			TOTAL REVISED
Code	0	2			
	DELETED				
Frequency	553	1	554	1	
Percent	0.0	100.0	100.0		

ANALYSIS 542

VARIABLE V556 D4N.0TH SPIRITUAL BELIEF

Code	0	1	5	TOTAL REVISIED
	DELETED			
Frequency	526	3	25	554 28
Percent	0.0	10.7	89.3	100.0

ANALYSIS 543

VARIABLE V557 D5N.1EXPL SPIRIT. BELIEF

Code	0	6	TOTAL REVISIED
	DELETED		
Frequency	551	3	554 3
Percent	0.0	100.0	100.0

ANALYSIS 544

VARIABLE V558 D5N.2EXPL SPIRIT. BELIEF

Code	0	TOTAL REVISIED
	DELETED	
Frequency	554	554 0
Percent	0.0	0.0

***** NO VALID DATA LEFT AFTER DELETIONS FOR MISSING-DATA

ANALYSIS 545

VARIABLE V559 D6N.BELIEFS HELP BADTIME

Code	0	1	5	TOTAL REVISIED
	DELETED			
Frequency	526	10	18	554 28
Percent	0.0	35.7	64.3	100.0

ANALYSIS 546

VARIABLE	V560	D7N.1EXPL HELPFUL BELIEF					TOTAL REVISED	
Code	0	2	3	6	8			
	DELETED							
Frequency	544	3	1	2	4	554	10	
Percent	0.0	30.0	10.0	20.0	40.0	100.0		

ANALYSIS 547

VARIABLE	V561	D7N.2EXPL HELPFUL BELIEF		TOTAL REVISED	
Code	0	3			
	DELETED				
Frequency	553	1	554	1	
Percent	0.0	100.0	100.0		

ANALYSIS 548

VARIABLE	V562	D8N. LIFE AFTER DEATH			TOTAL REVISED	
Code	0	1	5	8		
	DELETED					
Frequency	526	7	19	2	554	26
Percent	0.0	26.9	73.1	0.0	100.0	

ANALYSIS 549

VARIABLE	V563	D9N.1EXPL LIF/DIE BELIEF			TOTAL REVISED	
Code	0	11	12	13		
	DELETED					
Frequency	547	3	3	1	554	7
Percent	0.0	42.9	42.9	14.3	100.0	

ANALYSIS 550

VARIABLE V564 D9N.2EXPL LIV/DIE BELIEF

Code	0	13	51	TOTAL REVISED	
	DELETED				
Frequency	551	1	2	554	3
Percent	0.0	33.3	66.7	100.0	

ANALYSIS 551

VARIABLE V565 D10N. EVER PRAY/MEDIATE

Code	0	1	5	TOTAL REVISED	
	DELETED				
Frequency	526	9	19	554	28
Percent	0.0	32.1	67.9	100.0	

ANALYSIS 552

VARIABLE V566 D11N.1EXPL PRAY/MEDIATE

Code	0	11	51	TOTAL REVISED	
	DELETED				
Frequency	545	3	6	554	9
Percent	0.0	33.3	66.7	100.0	

ANALYSIS 553

VARIABLE V567 D11N.2EXPL PRAY/MEDIATE

Code	0	51	TOTAL REVISED	
	DELETED			
Frequency	553	1	554	1
Percent	0.0	100.0	100.0	

***** Normal termination of TABLES \$ 1.26 6.48 secs

LOG NUMBER

THE UNIVERSITY OF MICHIGAN
Detroit Area Study

Spring-Summer 1987
Project # 468636

A STUDY OF GREATER DETROIT, 1987

SURVEY RESEARCH CENTER
INSTITUTE FOR SOCIAL RESEARCH
THE UNIVERSITY OF MICHIGAN
ANN ARBOR, MICHIGAN 48109

1. INTERVIEWER'S LABEL

2. YOUR INTERVIEW NUMBER: _____

3. DATE OF INTERVIEW: _____

4. LENGTH OF INTERVIEW: _____
(MINUTES)

5. LENGTH OF EDIT: _____
(MINUTES)

6. SAMPLE ID NUMBER (FROM COVERSHEET):

7. QUESTIONNAIRE IS FORM:

THIS STATEMENT MUST BE READ TO ALL RESPONDENTS:

This interview is completely confidential and voluntary. If we should come to any question you do not want to answer, let me know and we'll go on to the next question.

1987 DETROIT AREA STUDY
A STUDY OF GREATER DETROIT, 1987

SECTION A: WORK AND MARRIAGE

A1. TIME NOW _____

THIS STATEMENT MUST BE READ TO ALL RESPONDENTS:

This interview is completely confidential and voluntary. If we should come to any question you do not want to answer, let me know and we'll go on to the next question.

A2. The first thing we'd like to know is how many years you have lived in the greater Detroit Area; that is, in Wayne, Macomb, or Oakland counties?

_____ YEARS
↓

95. WHOLE LIFE

GO TO A4

A3. In what state (OR COUNTRY) were you born?

_____ STATE _____ COUNTRY

A4. How many years have you lived in this (house/apartment/trailer)?

_____ YEARS

95. WHOLE LIFE

A5. We are also interested in the kind of work people do. Are you doing any work for pay now?

1. YES



5. NO

GO TO A7

A6. How many hours did you work last week, at all jobs?

_____ HOURS

TURN TO PAGE 3, A9

A7. Are you retired, laid off, unemployed, disabled, a homemaker, (a student,) or what?

1. LAID OFF

TURN TO PAGE 3, A9

2. RETIRED

TURN TO PAGE 3, A9

3. UNEMPLOYED

4. DISABLED

5. HOMEMAKER

6. STUDENT

7. OTHER

SPECIFY:

A8. Have you ever worked for pay?

1. YES

TURN TO PAGE 3, A9

5. NO

TURN TO PAGE 6, A22

A9. What kind of work (do/did) you normally do? That is, what (is/was) your job called?

OCCUPATION: _____

A10. IF NOT ALREADY ANSWERED, ASK: What (do/did) you actually do in that job? Tell me what (are/were) some of your main duties?

A11. What kind of place (do/did) you work for? _____

INDUSTRY: _____

A12. IF NOT ALREADY ANSWERED, ASK: What (do/did) they make or do at the place where you work(ed)?

A13. IF ALREADY ANSWERED, CODE WITHOUT ASKING: (Are/Were) you self-employed or (do/did) you work for someone else?

1. SELF-EMPLOYED

5. SOMEONE ELSE

GO TO A16

A14. (Do/Did) you employ any other people?

1. YES

5. NO

A15. How many people (do/did) you employ?

2. 1-9

3. 10-99

4. 100-999

5. 1,000 or more

TURN TO PAGE 5, A18

A16. (Do/Did) you have a supervisor on your job to whom you (are/were) directly responsible?

1. YES

5. NO

TURN TO PAGE 5, A18

A17. (Does/Did) that person have a supervisor on the job to whom he or she (is/was) directly responsible?

1. YES

5. NO

A18. In your job, (do/did) you supervise anyone who (is/was) directly responsible to you?

1. YES

5. NO

GO TO A20



A19. (Do/Did) any of those persons supervise anyone else?

1. YES

5. NO

A20. (DO NOT ASK IF SELF-EMPLOYED) Did you ever have a business of your own or work for yourself?

1. YES

5. NO

TURN TO PAGE 6, A22



A21. What type of work did you do? _____

A22. INTERVIEWER CHECKPOINT: FORM EXPERIMENT

<input type="checkbox"/>	1. FORM X IS CHECKED ON COVERSHEET
<input type="checkbox"/>	2. FORM Z IS CHECKED ON COVERSHEET: TURN TO PAGE 7, A29

↓

A23. [RB, p. 1] (DO NOT ASK IF R IS DISABLED IN A7) Some people tell us that they couldn't really be happy unless they were working at some job (IF HOMEMAKER ADD: or keeping house). But others say that they would be a lot happier if they didn't have to work and could take life easy. How do you feel about this?

1. NOT HAPPY UNLESS WORKING

5. HAPPIER NOT WORKING

A24. Why is that? _____

A25. Would you please look at page two in the booklet and tell me which thing on this list you would most prefer in a job?

NUMBER

- 23.6 1. HIGH INCOME
- 7.5 2. NO DANGER OF BEING FIRED
- 7.2 3. WORKING HOURS ARE SHORT, LOTS OF FREE TIME
- 12.3 4. CHANCES FOR ADVANCEMENT
- 49.3 5. THE WORK IS IMPORTANT AND GIVES A FEELING OF ACCOMPLISHMENT

1 = 27.1
4 = 29.9

A26. Which comes next? _____
A27. Which is third most important? _____
A28. Which is fourth most important? _____

TURN TO PAGE 8, A35

A29. Would you please look at page two in the booklet and tell me which thing on this list you would most prefer in a job?

_____ NUMBER

- 23.2 1. HIGH INCOME
- 6.9 2. NO DANGER OF BEING FIRED
- 8.1 3. WORKING HOURS ARE SHORT, LOTS OF FREE TIME
- 21.6 4. CHANCES FOR ADVANCEMENT
- 40.2 5. THE WORK IS IMPORTANT AND GIVES A FEELING OF ACCOMPLISHMENT

A30. Which comes next? _____

A31. Which is third most important? _____

A32. Which is fourth most important? _____

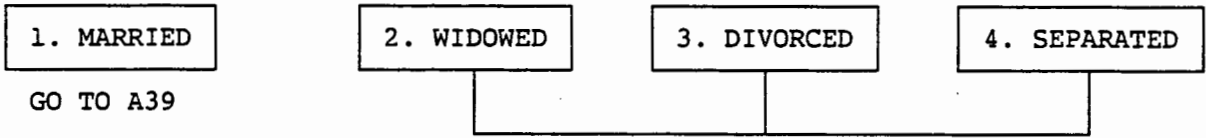
A33. [RB, p. 3] (DO NOT ASK IF R IS DISABLED IN A7) Some people tell us that they couldn't really be happy unless they were working at some job (IF HOMEMAKER ADD: or keeping house). But others say that they would be a lot happier if they didn't have to work and could take life easy. How do you feel about this?

1. NOT HAPPY UNLESS WORKING

5. HAPPIER NOT WORKING

A34. Why is that? _____

A35. Now I'd like to turn to the topic of marriage and family. Are you now married, widowed, divorced, separated, or have you never been married?



A36. How many years have you been (widowed/divorced/separated)?

YEARS
GO TO A39

5. IF VOL:
LIVING WITH

6. NEVER MARRIED

TURN TO PAGE 10, A49

A37. Do you think of this relationship as a marriage?

1. YES

5. NO

INTERVIEWER: TREAT R'S CURRENT
RELATIONSHIP AS A MARRIAGE,
AND GO TO A39 BELOW.

A38. Have you ever been married?

1. YES

5. NO

TURN TO PAGE 10, A49

A39. How many times have you been married, in all?

MARRIAGES

A40. INTERVIEWER CHECKPOINT: NUMBER OF MARRIAGES

1. ONE MARRIAGE

5. TWO OR MORE MARRIAGES



A41. How many years were you married to your first (husband/wife)?
_____ YEARS

A42. Did your first marriage end by death or divorce?

1. DEATH

2. DIVORCE

3. IF VOL: ANNULLMENT

A43. How many years (have you been/were you) married?
_____ YEARS

A44. How many years (have you been/were you) married to your (present/most recent) spouse?
_____ YEARS

A45. (Is/Was) this your (husband's/wife's) first marriage?

1. YES

5. NO

TURN TO PAGE 10, A49



A46. (Is/Was) this your (present/most recent) spouse's first marriage?

1. YES

5. NO

TURN TO PAGE 10, A49



A47. How many years was (he/she) married to (his/her) first (wife/husband)?
_____ YEARS

A48. Did (his/her) first marriage end by death or divorce?

1. DEATH 2. DIVORCE 3. IF VOL: ANNULLMENT

A49. Changing the subject now, do you think it is a good idea or a bad idea to buy things with a credit card?

1. GOOD IDEA

5. BAD IDEA

A50. Why do you feel that way? _____

A51. Do you think it is a good idea or a bad idea to buy things on an installment or monthly payment plan?

1. GOOD IDEA

5. BAD IDEA

A52. Why do you feel that way? _____

A53. Some people tell us that they try to keep careful records of how much they spend on everything, while others tell us they don't. Do you keep careful records of expenditures in your family or household?

1. YES

5. NO

A54. Do (you/you or your (husband/wife)) have any savings or investments?

1. YES

5. NO SAVINGS OR INVESTMENTS

A55. Do you think every family or household should save a part of its income every month, or not?

1. YES

5. NO

TURN TO PAGE 12, B1

A56. How important do you feel this is -- should people save even if it means doing without some things they could really use, or should they save only when they can do it without trouble?

1. SAVE BY DOING WITHOUT

5. SAVE IF WITHOUT TROUBLE

SECTION B: POLITICS AND PUBLIC AFFAIRS

B1. [RB, p. 4] Now I have some questions about political issues. Some people say the government should do more than it has in connection with problems such as housing, unemployment, education, and so on. But others say the government is already doing too much along these lines. On the whole, would you say that what the government is doing now is too much, about right, or not enough?

1. TOO MUCH

3. ABOUT RIGHT

5. NOT ENOUGH

B2. Generally speaking, do you think of yourself as a Republican, a Democrat, an independent, or what?

1. REPUBLICAN

2. DEMOCRAT

3. INDEPENDENT

7. OTHER

5. NO PREF.

SPECIFY:

B3. In general, do you consider yourself closer to the Republican Party or the Democratic Party?

1. REPUBLICAN

2. DEMOCRATIC

3. IF VOL: NEITHER

B4. Many people tell us they didn't vote in the last presidential election. Do you remember if you happened to vote in the election in 1984?

1. YES, VOTED

5. NO, DID NOT VOTE

8. DOESN'T REMEMBER

GO TO B6

GO TO B6

B5. Did you vote for Reagan or Mondale?

1. REAGAN

2. MONDALE

7. OTHER: SPECIFY _____

B6. Do you remember if you voted in the 1986 state election?

1. YES, VOTED

5. NO, DID NOT VOTE

8. DOESN'T REMEMBER

GO TO B8

GO TO B8

B7. Did you vote for Blanchard, or for Lucas?

1. BLANCHARD

2. LUCAS

7. OTHER: SPECIFY _____

B8. [RB, p. 5] Looking ahead, we're interested in finding out what sort of person people would most like to see in the White House when President Reagan's term is up. Would you prefer a candidate who bases the campaign on a belief in God and the American way of life, or one who bases the campaign on a discussion of political and economic problems?

1. GOD AND THE AMERICAN WAY

5. POLITICAL AND ECONOMIC PROBLEMS

- B9. [RB, p. 6] Would you prefer a president who gets things done by never letting governmental rules and regulations stop him, or one who takes longer to get most things done but generally abides by the rules and regulations?

1. NEVER LETS RULES AND REGULATIONS STOP HIM

5. ABIDES BY RULES

- B10. In this country the Constitution guarantees the right of free speech to everyone. In your opinion, does this include the right for someone to make speeches criticizing what the President does?

1. YES

5. NO

- B11. In your opinion, does the right of free speech include the right for someone to make speeches against religion?

1. YES

5. NO

- B12. In your opinion, does the right of free speech include the right for someone to make speeches in favor of Fascism or dictatorship?

1. YES

5. NO

- B13. In your opinion, does the right of free speech include the right for someone to make speeches in favor of Communism? (I.E., SPEECHES ONLY)

1. YES

5. NO

- B14. Personally, do you think white students and black students should go to the same schools, or to separate schools?

1. SAME SCHOOLS

5. SEPARATE SCHOOLS

B15. INTERVIEWER CHECKPOINT: R'S RACE BY OBSERVATION

<input type="checkbox"/>	1. R IS BLACK
<input type="checkbox"/>	5. ALL OTHERS: GO TO B17

↓

B16. Would you be at all disturbed or unhappy if a white person with the same income and education as you, moved into your block?

 1. YES

GO TO B18

 5. NO

GO TO B18

B17. Would you be at all disturbed or unhappy if a black person with the same income and education as you, moved into your block?

 1. YES 5. NO

B18. How worried are you about our country getting into a nuclear war? Are you very worried, somewhat worried, or not worried at all?

 1. VERY WORRIED 3. SOMEWHAT WORRIED 5. NOT WORRIED

B19. Here are several statements which you sometimes hear people make, and I'd like to find out how you feel about them. After each one you can tell me whether you agree with it or not. You will probably find you agree with some, and disagree with others. In each case, just give me your first reaction -- don't spend any time on them. The first statement is:

Most public officials are not really interested in the problems of the average person. Do you agree or disagree?

1. AGREE

5. DISAGREE

B20. These days a person doesn't really know whom he can count on.

1. AGREE

5. DISAGREE

B21. Children born today have a wonderful future to look forward to.

1. AGREE

5. DISAGREE

B22. While we're talking about children, would you please look at page 7 in the booklet. If you had to choose, which thing on this list would you pick as the most important for a child to learn to prepare him or her for life?

_____ NUMBER

1. TO OBEY
2. TO BE WELL LIKED OR POPULAR
3. TO THINK FOR HIMSELF OR HERSELF
4. TO WORK HARD
5. TO HELP OTHERS WHEN THEY NEED HELP

B23. Which comes next? _____

B24. Which comes third? _____

B25. Which comes fourth? _____

- B26. On page 8 of the booklet is a scale that I want you to use to tell me how satisfied you are with some different things in your life. This is how we will use it. If you are completely satisfied with the thing I mention, you would say "one." If you are completely dissatisfied, you would say "seven." If you are neither completely satisfied nor completely dissatisfied, you would put yourself from two to six; for example, four means that you are neutral, or just as satisfied as you are dissatisfied.

How satisfied are you with (DETROIT/SUBURB) as a place to live?

1	2	3	4	5	6	7
Completely Satisfied			Neutral			Completely Dissatisfied

- B27. How satisfied are you with this particular neighborhood?

1	2	3	4	5	6	7
---	---	---	---	---	---	---

- B28. All things considered, how satisfied are you with your life as a whole?

1	2	3	4	5	6	7
---	---	---	---	---	---	---

- B29. All things considered, how satisfied are you with your family life?

1	2	3	4	5	6	7
---	---	---	---	---	---	---

- B30. How satisfied are you with the amount of income (you receive/your family receives)?

1	2	3	4	5	6	7
---	---	---	---	---	---	---

- B31. The things people have -- housing, cars, furniture, recreation and the like -- make up their standard of living. Considering everything, how satisfied are you with your standard of living?

1	2	3	4	5	6	7
---	---	---	---	---	---	---

SECTION C: RELIGION

C1. Now I'm going to turn to some questions on religion. How much interest do you have in religion: much, some, little, or none?

1. MUCH

2. SOME

3. LITTLE

4. NONE

C2. Do you have a religious preference? That is, are you Protestant, Catholic, Jewish, or some other religion? (RECORD R'S EXACT RESPONSE. DO NOT MARK "PROTESTANT" UNLESS CHOSEN BY R.)

1. PROTESTANT

2. CATHOLIC

3. JEWISH

7. OTHER RELIGION OR DENOMINATION

5. NO PREF.

TURN TO PAGE 19, C7

TURN TO PAGE 19, C7

Specify: _____

TURN TO PAGE 19, C6

C3. What specific denomination is that?

C5. IF NECESSARY: Do you consider this to be a Protestant denomination?

1. YES

5. NO

8. DK

CONSIDER AS "OTHER"

TURN TO PAGE 19, C7

C4. Do you consider yourself Orthodox, Conservative, Reform, or none of these?

1. ORTHODOX

2. CONSERVATIVE

3. REFORM

5. NONE

TURN TO PAGE 19, C7

C6. INTERVIEWER CHECKLIST FOR "OTHER" IN C2: NON-PROTESTANT OTHER RELIGIONS

Buddhist
 Orthodox (Eastern, Greek, Russian, etc.)
 Shinto
 Muslim
 Bahai
 Hindu

IF R'S RESPONSE IS ON THIS LIST, GO TO C7 AND MARK "OTHER" (4)

FOR ALL OTHERS, ASK: Do you consider this to be a Protestant denomination?

1. YES

5. NO

8. IF VOL: DON'T KNOW

MARK "PROTESTANT"
 (1) BELOW

MARK "OTHER" (4) BELOW

C7. INTERVIEWER CHECKPOINT AND REVIEW

(IF NECESSARY, SEE PREVIOUS PAGE, C2-C5)

1. R IS PROTESTANT

2. R IS CATHOLIC

3. R IS JEWISH

4. R IS OF OTHER FAITH, DOESN'T KNOW, OR DOESN'T CONSIDER SELF
 TO BE PROTESTANT

5. R HAS NO PREFERENCE

USE THIS INFORMATION TO MARK THE CORRECT BOX IN THE
 CHECKPOINT ON PAGE 47

C8. Have you always (been a SPECIFIC DENOMINATION/had no preference)?

1. YES

5. NO

C9. What was your religious preference previously? _____

C10. What were your reasons for changing? _____

C11. At what age did you make this change? _____

C12. When you were growing up, did you attend Sunday school or religious instruction classes regularly, most of the time, some of the time, or never?

1. REGULARLY

2. MOST OF THE TIME

4. SOME OF THE TIME

5. NEVER

7. IF VOL: ATTENDED PAROCHIAL SCHOOL

C13. Did you ever join a (church/synagogue/temple) when you were growing up, that is, become a member by confirmation or such?

1. YES

5. NO

C14. Did you always live with both your mother and father until you were about 16 years old? (DON'T COUNT INTERRUPTIONS OF LESS THAN A YEAR.)

1. YES

GO TO C18

5. NO



C15. What happened? _____

C16. Did someone else raise you in place of (THE ABSENT PARENT/S)?

1. YES



5. NO

----> GO TO C18

C17. Who was that? (SPECIFY RELATIONSHIP)

C17a. FATHER REPLACEMENT: _____

C17b. MOTHER REPLACEMENT: _____

C17c. IF NECESSARY: Who do you consider your main parent(s)?
INDICATE THOSE PERSONS IN C17a AND C17b AND USE THEM IN ASKING C18-C31.

C18. (IF NECESSARY) Is your father (REPLACEMENT) still living?

1. YES

5. NO

C19. (ASK EVERYONE) What (is/was) the religious preference of your father (REPLACEMENT)?

1. PROTESTANT	2. CATHOLIC	3. JEWISH	7. OTHER	5. NO PREF.
↓	GO TO C22	↓	↓	GO TO C22
SPECIFY: _____				

GO TO C22				

<p>C20. What specific denomination is that, if any?</p> <p>_____</p> <p>_____</p>	<p>C21. Is that Orthodox, Conservative, Reform, or none of these?</p> <table border="0" style="width: 100%; text-align: center;"> <tr> <td style="border: 1px solid black; padding: 5px;">1. ORTHODOX</td> <td style="border: 1px solid black; padding: 5px;">2. CONSERVATIVE</td> </tr> <tr> <td style="border: 1px solid black; padding: 5px;">3. REFORM</td> <td style="border: 1px solid black; padding: 5px;">5. NONE</td> </tr> </table>	1. ORTHODOX	2. CONSERVATIVE	3. REFORM	5. NONE
1. ORTHODOX	2. CONSERVATIVE				
3. REFORM	5. NONE				

C22. Was he raised (in this religion/with no preference)?

1. YES	5. NO
↓	↓
<p>C23. What religion was he raised in? _____</p> <p>_____</p>	
↓	↓

C24. When your father (REPLACEMENT) was about your age, was he more religious than you are, about as religious, or would you say he was less religious than you are now?

1. MORE RELIGIOUS	3. ABOUT AS RELIGIOUS	5. LESS RELIGIOUS
-------------------	-----------------------	-------------------

C25. (IF NECESSARY) Is your mother (REPLACEMENT) still living?

1. YES

5. NO

C26. (ASK EVERYONE) What (is/was) the religious preference of your mother (REPLACEMENT)?

1. PROTESTANT

2. CATHOLIC

3. JEWISH

7. OTHER

5. NO PREF.

GO TO C29

GO TO C29

SPECIFY: _____

GO TO C29

C27. What specific denomination is that, if any?

C28. Is that Orthodox, Conservative, Reform, or none of these?

1. ORTHODOX 2. CONSERVATIVE

3. REFORM 5. NONE

C29. Was she raised (in this religion/with no preference)?

1. YES

5. NO

TURN TO PAGE 24, C31

C30. What religion was she raised in? _____

C31. When your mother (REPLACEMENT) was about your age, was she more religious than you are, about as religious, or would you say she was less religious than you are now?

1. MORE RELIGIOUS

3. ABOUT AS RELIGIOUS

5. LESS RELIGIOUS

C32. [RB, p. 9] About how often, if ever, have you attended religious services during the last year: Would you say more than once a week, once a week, two or three times a month, once a month, a few times a year or less, or never?

1. MORE THAN
ONCE A WEEK

2. ONCE
A WEEK

3. TWO OR THREE
TIMES A MONTH

4. ONCE A
MONTH

5. A FEW TIMES
A YEAR OR LESS

6. NEVER ----> TURN TO PAGE 25, C36

C33. Which of the reasons on page 10 of the booklet is the main reason you attend (church/synagogue/temple)?

_____ NUMBER

1. BECAUSE I'VE ALWAYS GONE
 2. TO MEET MY FRIENDS
 3. FAMILY OR FRIENDS EXPECT IT
 4. TO WORSHIP GOD OR PRAY
 5. GOD EXPECTS IT
 6. TO HEAR SERMON
 7. TO LEARN HOW TO BE A BETTER PERSON
 8. MAKES ME FEEL BETTER
 9. OTHER (SPECIFY) _____
- _____

C34. Would you say you now attend religious services more often, about the same, or less often than you did 10 or 15 years ago?

1. MORE OFTEN

3. SAME

5. LESS OFTEN

TURN TO PAGE 26, C38



C35. What has been the reason for the change? _____

TURN TO PAGE 26, C38

C36. (IF ANSWERED "NEVER" IN C32) Would you say you now attend religious services about the same or less often than you did 10 or 15 years ago?

3. SAME

5. LESS OFTEN

TURN TO PAGE 27, C47



C37. What has been the reason for the change? _____

TURN TO PAGE 27, C47

C38. Is there a (church/synagogue/temple) you usually attend?

1. YES

5. NO

TURN TO PAGE 27, C47



C39. Which one is that? (PROBE FOR FULL NAME OF CHURCH ORGANIZATION, ADDRESS, AND CITY. LIST NO MORE THAN TWO.)

C40. (IF NECESSARY) Which do you consider your main (church/synagogue/temple)?

C41. Are you a member of that congregation or parish?

1. YES

5. NO

C42. About how many years have you been going there?

_____ YEARS

97. ALL MY LIFE

TURN TO PAGE 27, C44



C43. What was the last Detroit area (church/synagogue/temple) you attended before this one? (PROBE FOR FULL NAME AND LOCATION.)

01. NONE

C44. Do you take part in any of the activities or organizations of your (church/synagogue/temple) other than attending services?

1. YES

5. NO

GO TO C47



C45. What sort of activities or organizations are these? _____

C46. [RB, p. 11] How often have you done these things, all told, during the last year: would you say more than once a week, once a week, two or three times a month, once a month, a few times a year or less, or never?

1. MORE THAN
ONCE A WEEK

2. ONCE
A WEEK

3. TWO OR THREE
TIMES A MONTH

4. ONCE
A MONTH

5. A FEW TIMES
A YEAR OR LESS

6. NEVER

C47. All things considered, do you think you are more interested, about as interested, or less interested in religion than you were 10 or 15 years ago?

1. MORE INTERESTED

3. SAME

5. LESS INTERESTED

TURN TO PAGE 28, D1



C48. What has been the reason for the change? _____

SECTION D: RELIGIOUS BELIEFS

D1. There's been a lot of talk about religion this year, so we are especially interested in people's religious beliefs. Some people wonder whether there is a God. How do you feel -- do you believe there is a God, or not?

1. YES

TURN TO PAGE 31, D12

5. NO



D2. Did you ever believe in God?

1. YES



5. NO

TURN TO PAGE 29, D4

D3. What first caused you to doubt your belief in God?

D4. Do you have other spiritual beliefs?

1. YES

5. NO

GO TO D6



D5. Could you tell me a little about them? _____

D6. Many of the people who believe in God say that when things go wrong and the future looks dark, their belief in God and His goodness keeps them going. Do you have any beliefs that help you at times like this?

1. YES

5. NO

TURN TO PAGE 30, D8




D7. Could you tell me more? _____

D8. Do you believe in a life after death, or not?

1. YES

5. NO

GO TO D10



D9. Could you tell me about your belief? _____

D10. Do you ever pray or meditate or something like that?

1. YES

5. NO

TURN TO PAGE 36, D34



D11. Could you tell me more about that? _____

TURN TO PAGE 36, D34

D17. Do you believe in a life after death, or not?

1. YES

5. NO

GO TO D20

D18. Do you believe that in the next life some people will be punished and others rewarded by God?

1. YES

5. NO

GO TO D20

D19. Do you believe that God judges people on the basis of whether they had faith and trust in Him, or on the basis of the kind of lives they led?

1. FAITH

5. KIND OF LIVES

D20. Do you believe that, when they are able, God expects people to worship Him in their churches and synagogues every week?

1. YES

5. NO

D21. Some religious groups teach that the world is soon coming to an end. Do you believe that the world is soon coming to an end, or not?

1. YES

5. NO

D22. Are you at all afraid of God?

1. YES

5. NO

D23. [RB, p. 12] Do you think God is more concerned with the way people treat others, or is God more concerned with their attendance at church or synagogue, or would you say these things are equally important to Him?

1. HOW PEOPLE
TREAT OTHERS

3. BOTH EQUALLY
IMPORTANT

5. ATTENDANCE
AT SERVICES

D24. [RB, p. 13] Do you think that God is more pleased when people try to get ahead, or when people are satisfied with what they have and don't try to push ahead?

1. TRY TO GET AHEAD

5. ARE SATISFIED

D25. Do you think the work you do is as important in God's eyes as the work of ministers, priests, and rabbis, or not?

1. YES

5. NO

D26. What do you believe about Jesus? Do you believe that Jesus was God's only Son sent into the world by God to save sinful people, or do you believe that he was simply a very good man and teacher, or do you have some other belief?

1. GOD'S ONLY SON

GO TO D28

2. A GOOD MAN AND TEACHER

GO TO D28

7. OTHER



D27. What is that belief? _____

D28. Have you ever doubted that there is a God?

1. YES



5. NO

TURN TO PAGE 35, D31

D29. What caused you to doubt? _____

D30. What caused you to give up your doubts? _____

D31. Do you feel that someone who doesn't believe in God can be a good American, or not?

1. YES

5. NO

D32. When you have decisions to make in your everyday life, how often do you ask yourself what God would want you to do: would you say often, sometimes, or never?

1. OFTEN

3. SOMETIMES

5. NEVER

D33. Do you feel that you have the right to question what your (church/synagogue) teaches, or not?

1. YES

5. NO

D34. Looking at page 14 of the booklet, which of the people or things on this list has had the greatest influence on your religious beliefs?

_____ NUMBER

0. NONE

- 1. FRIENDS
- 2. TEACHERS
- 3. HUSBAND, WIFE, OR CHILDREN
- 4. PARENTS
- 5. MINISTERS, PRIESTS, OR RABBIS
- 6. BOOKS
- 7. TV OR RADIO
- 8. IF VOL: OTHER (SPECIFY) _____

D35. [RB, p. 14] Which has had the next greatest influence? _____

D36. Have you ever had a spiritual or religious experience; that is, a particularly powerful insight or awakening that was important in your life?

1. YES

5. NO

----> TURN TO PAGE 37, D42



D37. Could you tell me a little about it? _____

D38. Is this experience still important to you in your everyday life?

1. YES 5. NO

D39. INTERVIEWER CHECKPOINT: R IS CHRISTIAN

<input type="checkbox"/>	1. R IS CHRISTIAN (FROM PAGE 18, C2 -- SEE Q-BY-Q IF NECESSARY)
<input type="checkbox"/>	2. ALL OTHERS ----> GO TO D42



D40. Was this a conversion experience, a turning point that included asking Jesus Christ to be your personal savior?

1. YES

5. NO

D41. Have you ever tried to encourage someone to believe in Jesus Christ or to accept him as their savior?

1. YES

5. NO

D42. Has religion ever had any effect on your political beliefs?

1. YES

5. NO

TURN TO PAGE 38, D44



D43. In what ways? (GET MAXIMUM DETAIL)	_____

D44. What do you think about religious leaders discussing political or social issues from the pulpit? Would you say it is always right, usually right, sometimes right, or never right?

1. ALWAYS RIGHT

2. USUALLY RIGHT

4. SOMETIMES RIGHT

5. NEVER RIGHT

D45. [RB, p. 15] Here are four statements which have been made about the Bible. I'd like you to tell me which is closest to your own view after I read them aloud.

1. The Bible is God's Word and all it says is true.
2. The Bible was written by people inspired by God, and its basic moral and religious teachings are true, but because the writers were human, it contains some errors.
3. The Bible is a valuable book because it was written by wise and good people, but God had nothing to do with it.
4. The Bible was written by people who lived so long ago that it is of little value today.

_____ CLOSEST NUMBER

D46. I have here the names of several people mentioned in the Bible whom we've found are not too well known. Would you tell me if you recognize any of these names, and if so, tell me briefly anything you know about them.

D46. Moses

D47. Mary Magdalene

D48. Peter

D49. Noah

D50. INTERVIEWER CHECKPOINT: R'S INTEREST IN RELIGION

(SEE PAGE 18, C1)

1. R HAS NO INTEREST IN RELIGION: TURN TO PAGE 44, D65

2. ALL OTHERS: TURN TO PAGE 40, D51

D51. INTERVIEWER CHECKPOINT: RELIGION

(SEE PAGE 18, C2)

1. R IS MUSLIM: USE "KORAN"

2. ALL OTHERS: USE "BIBLE"

D52. Have you read any part of the (Bible/Koran) in the last year?

1. YES	5. NO								
↓	↓								
	<div style="border: 1px solid black; padding: 10px; width: fit-content; margin: 0 auto;"> <p>D53. Have you ever read any part of the (Bible/Koran)?</p> <table style="width: 100%; border-collapse: collapse;"> <tr> <td style="width: 50%; text-align: center; border: 1px solid black; padding: 5px;">1. YES</td> <td style="width: 50%; text-align: center; border: 1px solid black; padding: 5px;">5. NO</td> </tr> <tr> <td style="text-align: center; vertical-align: middle;">↓</td> <td style="text-align: center; vertical-align: middle;">↓</td> </tr> <tr> <td colspan="2" style="text-align: center;">D54. How long ago was that?</td> </tr> <tr> <td colspan="2" style="text-align: center;">_____ YEARS</td> </tr> </table> <p style="text-align: center; margin-top: 5px;">TURN TO PAGE 41, D56</p> </div>	1. YES	5. NO	↓	↓	D54. How long ago was that?		_____ YEARS	
1. YES	5. NO								
↓	↓								
D54. How long ago was that?									
_____ YEARS									
↓									

D55. [RB, p. 16] How often have you read the (Bible/Koran) in the last year?

1. EVERY DAY	2. ALMOST EVERY DAY	3. ONCE OR TWICE A WEEK	4. A FEW TIMES A MONTH
5. ONCE A MONTH	6. A FEW TIMES A YEAR	7. LESS THAN ONCE A YEAR	

D56. Have you read any religious books, magazines, or newspapers in the past month?

1. YES

5. NO

TURN TO PAGE 42, D58



D57. What were they? _____

D58. Do you ever watch TV programs or listen to radio programs that are about religion or are sponsored by religious groups?

1. YES

5. NO

TURN TO PAGE 43, D63



<p>D59. Which programs have you watched or listened to recently?</p>	<p>D60. Looking at page 16 of the booklet, how often do you watch or listen to each of these programs? (RECORD NUMBER BELOW)</p>
<p>a.</p>	<p>a.</p>
<p>b.</p>	<p>b.</p>
<p>c.</p>	<p>c.</p>
<p>d.</p>	<p>d.</p>
<p>e.</p>	<p>e.</p>
<p>f.</p>	<p>f.</p>
<p>g.</p>	<p>g.</p>

[RB, p. 16]:

1. EVERY DAY

2. ALMOST EVERY DAY

3. ONCE OR TWICE A WEEK

4. A FEW TIMES A MONTH

5. ONCE A MONTH

6. A FEW TIMES A YEAR

7. LESS THAN ONCE A YEAR

D61. Of all the programs you watch on television, about how many are religious programs? Would you say most of them, some of them, or few of them?

1. MOST OF THEM

3. SOME OF THEM

5. FEW OF THEM

D62. Of all the programs you listen to on the radio, about how many are religious programs? Would you say most of them, some of them, or few of them?

1. MOST OF THEM

3. SOME OF THEM

5. FEW OF THEM

D63. Do you ever call dial-a-prayer or something like that?

1. YES

5. NO

8. R DOESN'T KNOW
WHAT IT IS

TURN TO PAGE 44, D65

TURN TO PAGE 44, D65

D64. From page 16 of the booklet, how often do you call?

1. EVERY DAY

2. ALMOST
EVERY DAY

3. ONCE OR TWICE
A WEEK

4. A FEW TIMES
A MONTH

5. ONCE A
MONTH

6. A FEW TIMES
A YEAR

7. LESS THAN
ONCE A YEAR

D65. Do you feel there are any disagreements between what science teaches and what (your religious group/religion) teaches?

1. YES

5. NO

TURN TO PAGE 45, D68



D66. What are they? _____

D67. Would you say that these disagreements are very serious, somewhat serious, or not very serious?

1. VERY
SERIOUS

3. SOMEWHAT
SERIOUS

5. NOT VERY
SERIOUS

D68. INTERVIEWER CHECKPOINT: R'S EMPLOYMENT

<input type="checkbox"/>	1. R IS CURRENTLY EMPLOYED (SEE PAGE 2, A5)
<input type="checkbox"/>	2. ALL OTHERS ----> TURN TO PAGE 46, D73

↓

D69. Would you say that you talk about religion with any of the people where you work often, sometimes, or never?

1. OFTEN	3. SOMETIMES	5. NEVER	6. IF VOL: R WORKS ALONE
↓	↓	GO TO D71	TURN TO PAGE 46, D73

D70. Have these talks ever had any effect on your religious beliefs in any way?

1. YES

5. NO

D71. Are most of the people you work with Protestant, Catholic, Jewish, or what?

D72. Would you prefer to have most of the people you work with be of the same faith as yourself, or doesn't this make any difference?

1. SAME FAITH

5. MAKES NO DIFFERENCE

TURN TO PAGE 47, E1

D73. Would you say that you talk about religion with any of your neighbors often, sometimes, or never?

1. OFTEN

3. SOMETIMES

5. NEVER

7. IF VOL: DON'T
KNOW NEIGHBORS

GO TO D75

TURN TO PAGE 47, E1

D74. Have these talks ever had any effect on your religious beliefs in any way?

1. YES

5. NO

D75. Are most of the people in your neighborhood Protestant, Catholic, Jewish, or what? _____

D76. Would you prefer to have most of your neighbors be of the same faith as yourself, or doesn't this make any difference?

1. SAME FAITH

5. MAKES NO DIFFERENCE

SECTION E: INTERGROUP PERCEPTIONS

E1. INTERVIEWER CHECKPOINT: R'S RELIGIOUS PREFERENCE

(SEE PAGE 19, C7)

1. R IS PROTESTANT

2. R IS CATHOLIC ---> TURN TO PAGE 49, E10

3. R IS JEWISH ---> TURN TO PAGE 52, E21

4. R IS OF OTHER FAITH, DOESN'T KNOW, OR DOESN'T CONSIDER SELF TO BE PROTESTANT ---> TURN TO PAGE 55, E33

5. R HAS NO PREFERENCE ---> TURN TO PAGE 57, E40

↓

E2. Turning to page 17 of the booklet, of those relatives you feel really close to, what proportion are Protestants? All of them, nearly all, more than half, about half, less than half, or none of them?

1. ALL OF THEM	2. NEARLY ALL	3. MORE THAN HALF	4. ABOUT HALF	5. LESS THAN HALF	6. NONE
----------------	---------------	-------------------	---------------	-------------------	---------

E3. As a general rule, do you think it is wiser for Protestants to marry other Protestants, or not?

1. YES, WISER

5. NOT WISER OR MAKES NO DIFFERENCE

E4. As a general rule, do you think it is wiser for Protestants to choose other Protestants as their really close friends, or not?

1. YES, WISER

5. NOT WISER OR MAKES NO DIFFERENCE

E5. [RB, p. 17] Thinking of your closest friends, what proportion are Protestants? All of them, nearly all, more than half, about half, less than half, or none of them?

1. ALL

2. NEARLY
ALL

3. MORE
THAN HALF

4. ABOUT
HALF

5. LESS
THAN HALF

6. NONE

E6. If for some reason you decided to become a Catholic someday, do you think any of your friends or relatives would try to discourage you, or not?

1. YES, WOULD DISCOURAGE

GO TO E8

5. NO, WOULD NOT DISCOURAGE



E7. Do you think any of your friends or relatives would feel at all unhappy or disturbed about it, or not?

1. YES

5. NO

E8. All things considered, do you think that the ministry is a good field for a young person to go into today?

1. YES

5. NO

E9. Do you think that women should be allowed to become ministers?

1. YES

5. NO

TURN TO PAGE 57, E40

FOR CATHOLIC RESPONDENTS

E10. Turning to page 17 of the booklet, of those relatives you feel really close to, what proportion are Catholics? All of them, nearly all, more than half, about half, less than half, or none of them?

1. ALL

2. NEARLY
ALL3. MORE
THAN HALF4. ABOUT
HALF5. LESS
THAN HALF

6. NONE

E11. As a general rule, do you think it is wiser for Catholics to marry other Catholics, or not?

1. YES, WISER

5. NOT WISER OR MAKES NO DIFFERENCE

E12. As a general rule, do you think it is wiser for Catholics to choose other Catholics as their really close friends, or not?

1. YES, WISER

5. NOT WISER OR MAKES NO DIFFERENCE

E13. [RB, p. 17] Thinking of your closest friends, what proportion are Catholics?

1. ALL

2. NEARLY
ALL3. MORE
THAN HALF4. ABOUT
HALF5. LESS
THAN HALF

6. NONE

E14. If for some reason you decided to become a Protestant someday, do you think any of your friends or relatives would try to discourage you, or not?

1. YES, WOULD DISCOURAGE

GO TO E16

5. NO, WOULD NOT DISCOURAGE



E15. Do you think any of your friends or relatives would feel at all unhappy or disturbed about it, or not?

1. YES

5. NO

E16. Do you believe that the Catholic Church is the only true church established by God Himself, and that other churches were only established by humans?

1. YES

5. NO

E17. All things considered, do you think that the priesthood is a good field for a young man to go into today?

1. YES

5. NO

E18. Do you think that becoming a nun is a good field for a young woman today?

1. YES

5. NO

E19. Do you think women should be allowed to become priests?

1. YES

5. NO

E20. Do you think priests should be allowed to get married?

1. YES

5. NO

TURN TO PAGE 57, E40

FOR JEWISH RESPONDENTS

E21. Turning to page 17 of the booklet, of those relatives you feel really close to, what proportion are Jewish? All of them, nearly all, more than half, about half, less than half, or none of them?

1. ALL

2. NEARLY
ALL3. MORE
THAN HALF4. ABOUT
HALF5. LESS
THAN HALF

6. NONE

E22. As a general rule, do you think it is wiser for Jewish people to marry other Jewish people, or not?

1. YES, WISER

5. NOT WISER OR MAKES NO DIFFERENCE

E23. As a general rule, do you think it is wiser for Jewish people to choose other Jewish people as their really close friends, or not?

1. YES, WISER

5. NOT WISER OR MAKES NO DIFFERENCE

E24. [RB, p. 17] Thinking of your closest friends, what proportion are Jewish?

1. ALL

2. NEARLY
ALL3. MORE
THAN HALF4. ABOUT
HALF5. LESS
THAN HALF

6. NONE

E25. If for some reason you decided to become a Christian someday, do you think any of your friends or relatives would try to discourage you, or not?

1. YES, WOULD DISCOURAGE

GO TO E27

5. NO, WOULD NOT DISCOURAGE



E26. Do you think any of your friends or relatives would feel at all unhappy or disturbed about it, or not?

1. YES

5. NO

E27. Do you generally observe any of the following customs? On the last Passover, did you have a Seder in your own home or attend one elsewhere?

1. YES

5. NO

E28. Does your family generally light Friday night candles?

1. YES

5. NO

0. INAP. (NO FAMILY)

E29. Last Hanukah, did you light Hanukah candles?

1. YES

5. NO

E30. Do you use separate dishes for meat and dairy food?

1. YES

5. NO

E31. All things considered, do you think that becoming a rabbi is a good field for a young person to go into today?

1. YES

5. NO

E32. Do you think women should be allowed to become rabbis?

1. YES

5. NO

TURN TO PAGE 57, E40

FOR ALL OTHER FAITHS

INTERVIEWER: IN THE BLANK, USE RELIGION, DENOMINATION, OR FAITH R SPECIFIED IN C2 OR C3, PAGE 18

E33. From the religious standpoint, do you feel you have more in common with Protestants or Catholics?

1. PROTESTANTS

2. IF VOL: ABOUT THE SAME

3. CATHOLICS

E34. Turning to page 17 of the booklet, of those relatives you feel really close to, what proportion are members of the _____ faith? All of them, nearly all, more than half, about half, less than half, or none of them?

1. ALL

2. NEARLY
ALL3. MORE
THAN HALF4. ABOUT
HALF5. LESS
THAN HALF

6. NONE

E35. As a general rule, do you think it is wiser for _____ (people) to marry people of their own faith, or not?

1. YES, WISER

5. NOT WISER OR MAKES NO DIFFERENCE

E36. As a general rule, do you think is is wiser for _____ (people) to choose other _____ (people) as their really close friends, or not?

1. YES, WISER

5. NOT WISER OR MAKES NO DIFFERENCE

E37. [RB, p. 17] Thinking of your closest friends, what proportion are members of the _____ faith?

1. ALL

2. NEARLY
ALL

3. MORE
THAN HALF

4. ABOUT
HALF

5. LESS
THAN HALF

6. NONE

E38. If for some reason you decided to become either a Protestant or Catholic someday, do you think any of your friends or relatives would try to discourage you, or not?

1. YES, WOULD DISCOURAGE

TURN TO PAGE 57, E40

5. NO, WOULD NOT DISCOURAGE



E39. Do you think any of your friends or relatives would feel at all unhappy or disturbed about it, or not?

1. YES

5. NO

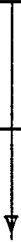
ALL RESPONDENTS

E40. If you were to join (a/a different) religious group, which one do you think you'd be most likely to join?

97. R WOULD NEVER JOIN
A(NOTHER) GROUP

E41. INTERVIEWER CHECKPOINT: FORM EXPERIMENT

<input type="checkbox"/>	1. FORM X IS CHECKED ON COVERSHEET
<input type="checkbox"/>	2. FORM Z IS CHECKED ON COVERSHEET ----> GO TO E43



E42. What are your views on the reading of the Lord's Prayer or Bible verses in public schools? Do you think it should be allowed in all public schools, or not allowed in any public schools?

1. ALLOWED

5. NOT ALLOWED

TURN TO PAGE 58, E44

E43. What are your views on the reading of the Lord's Prayer or Bible verses in public schools? Do you think it should be required in all public schools, or not required in any public schools?

1. REQUIRED

5. NOT REQUIRED

E44. Here are a few more of those statements you sometimes hear people make, and I'd like to find out whether or not you agree with each of them.

The first statement is: Most people don't really care what happens to the next fellow. Do you agree or disagree with that?

1. AGREE

5. DISAGREE

E45. It's hardly fair to bring children into the world the way things look for the future. (Do you agree or disagree with that?)

1. AGREE

5. DISAGREE

E46. Nowadays a person has to live pretty much for today and let tomorrow take care of itself. (Do you agree or disagree with that?)

1. AGREE

5. DISAGREE

E47. Some families seem to have more than their share of serious illness, accidents, and deaths. Compared with others in this country, would you say your family has been more fortunate than average, about average, or less fortunate than average in this respect?

1. MORE
FORTUNATE

3. ABOUT
AVERAGE

5. LESS
FORTUNATE

E48. On the whole, which mean more to you, your ties with your relatives, or your ties with your friends?

1. RELATIVES

3. IF VOL: BOTH EQUAL

5. FRIENDS

SECTION F: ATTITUDES

F1. Now I'd like to ask you about your attitudes on some other issues. Please turn to page 18 of the booklet. How do you feel about gambling? From the moral standpoint, would you say it is always wrong to gamble, usually wrong, sometimes wrong, or never wrong?

1. ALWAYS WRONG	2. USUALLY WRONG	3. SOMETIMES WRONG	5. NEVER WRONG
↓	↓	↓	GO TO F3

F2. Do you think the government should have laws against all gambling?	
1. YES	5. NO

F3. [RB, p. 18] From the moral standpoint, would you say that moderate drinking is always wrong, usually wrong, sometimes wrong, or never wrong?

1. ALWAYS WRONG	2. USUALLY WRONG	3. SOMETIMES WRONG	4. NEVER WRONG
--------------------	---------------------	-----------------------	-------------------

F4. The legal drinking age in Michigan is 21. Do you favor keeping it this way, or would you favor lowering it to 18?

1. KEEP AT 21	5. LOWER TO 18	7. IF VOL: LOWER TO ANOTHER AGE
---------------	----------------	------------------------------------

F5. [RB, p. 18] From the moral standpoint, how do you feel about divorce? Is it always wrong, usually wrong, sometimes wrong, or never wrong?

1. ALWAYS
WRONG

2. USUALLY
WRONG

3. SOMETIMES
WRONG

4. NEVER
WRONG

F6. [RB, p. 18] From the moral standpoint, would you say that it is always wrong for a married couple to practice birth control, usually wrong, sometimes wrong, or never wrong?

1. ALWAYS
WRONG

2. USUALLY
WRONG

3. SOMETIMES
WRONG

4. NEVER
WRONG

F7. Please tell me whether or not you think it should be possible for a pregnant woman to obtain a legal abortion if she is married and does not want any more children?

1. YES

5. NO

F8. Do you think it should be possible for a pregnant woman to obtain a legal abortion if there is a strong chance of serious defect in the baby?

1. YES

5. NO

F9. Suppose a married couple found they were unable to conceive children naturally. Would you approve or disapprove of the practice of another woman bearing a child for them -- what's being called these days "surrogate mothers"?

1. APPROVE

5. DISAPPROVE

F10. Suppose the couple decided to have a baby using test-tube fertilization. Would you approve or disapprove?

1. APPROVE

5. DISAPPROVE

SECTION G: FAMILY AND CHILDREN

G1. Now I'd like to ask some questions about your background and experiences. First, what is the month, day, and year of your birth?

_____/_____/_____
MONTH / DAY / YEAR

G2. Have you ever raised any children or are you raising any now?

1. YES

5. NO

G2a. How many? _____

G3. INTERVIEWER CHECKPOINT: R'S AGE

<input type="checkbox"/>	1. R WAS BORN 1942 OR AFTER (FROM G1, ABOVE)
<input type="checkbox"/>	2. R WAS BORN 1941 OR BEFORE ----> TURN TO PAGE 64, G6

G4. Do you expect to (have/have any more) children? Would you say definitely yes, probably yes, you are uncertain, probably not, or definitely not?

1. DEFINITELY YES

2. PROBABLY YES

3. UNCERTAIN

4. PROBABLY NOT

5. DEFINITELY NOT

TURN TO PAGE 64, G6

G5. How many children do you expect to have altogether? _____

G6. INTERVIEWER CHECKPOINT: CHILDREN

(SEE PREVIOUS PAGE, G2 AND G4)

1. R IS RAISING OR HAS RAISED CHILDREN

2. R HAS NO CHILDREN BUT PLANS TO HAVE CHILDREN ----> TURN TO PAGE 69, G25

3. R HAS NO CHILDREN, AND DOES NOT PLAN TO HAVE CHILDREN OR IS UNCERTAIN ----> TURN TO PAGE 68, G21



G7. Now I would like to get some more detailed information about the child(ren) you (have raised/are raising). Could you please tell me their first names, starting with the oldest? [ENTER NAMES IN GRID. REPEAT G8-G12 FOR EACH CHILD.]

G8. Is the (1st, 2nd, etc.) a boy or girl?

G9. In what year was (he/she) born?

G10. Is (he/she) living with you?

G11. In what religion (was _____ raised/is _____ being raised)?
Is it Protestant, Catholic, Jewish, some other religion, or none?

(IF PROTESTANT): What specific denomination is that?

G12. (BORN IN 1972 OR BEFORE): What is (his/her) religious preference now?
Is it Protestant, Catholic, Jewish, some other religion, or none?

(IF PROTESTANT): What specific denomination is that?

G7. CHILD'S NAME (BEGIN WITH ELDEST)	G8. SEX	G9. YEAR OF BIRTH	G10. LIVES WITH R?	G11. RELIGION RAISED IN G12. CURRENT RELIGIOUS PREFERENCE				
				PROTESTANT DENOMINATION	CATHOLIC	JEWISH	OTHER (SPECIFY)	NONE
1ST				G11.				
				G12.				
2ND				G11.				
				G12.				
3RD				G11.				
				G12.				
4TH				G11.				
				G12.				
5TH				G11.				
				G12.				
6TH				G11.				
				G12.				
7TH				G11.				
				G12.				

____ MORE THAN SEVEN CHILDREN: USE EXTRA CHILD SHEET.

G13. INTERVIEWER CHECKPOINT: R HAS CHILDREN

(SEE GRID ON PREVIOUS PAGE AND G6, PAGE 64)

1. R HAS AT LEAST ONE CHILD BORN IN 1983 OR BEFORE (4 YEARS OLD OR OLDER)

2. R HAS ONLY VERY YOUNG CHILDREN (BORN 1984 OR AFTER -- 3 YEARS OLD OR YOUNGER) ---> TURN TO PAGE 69, G25



G14. Have you (and your husband/wife) given your child(ren) any kind of religious training at home?

1. YES

5. NO

GO TO G16



G15. What kinds of training have you given them?

G16. Do you feel that twelve year old children should be allowed to decide for themselves whether they will go to religious services or Sunday School, or should their parents decide this?

1. CHILD DECIDE

5. PARENTS DECIDE

G17. Have you encouraged your child(ren) to pray, or not?

1. YES

5. NO

G18. Have your child(ren) attended the public schools, parochial schools, or what?

1. PUBLIC
SCHOOLS

2. PAROCHIAL
SCHOOL

3. IF VOL: BOTH
PUBLIC AND
PAROCHIAL

7. OTHER (SPECIFY):

G19. Have your child(ren) attended Sunday School or religious instruction classes regularly, most of the time, some of the time, or never (when they were growing up)?

1. REGULARLY

2. MOST OF
THE TIME

3. SOME OF
THE TIME

4. NEVER

G20. Have you attended religious services with your child(ren) regularly, most of the time, some of the time, or never (when they were growing up)?

1. REGULARLY

2. MOST OF
THE TIME

3. SOME OF
THE TIME

4. NEVER

G21. In your household, do you ever say grace or give thanks before meals?

1. YES

5. NO

GO TO G23



G22. How often is this done: quite often, or just on special occasions?

1. QUITE OFTEN

5. ON SPECIAL OCCASIONS

G23. When you were growing up, did anyone in your family say grace or give thanks before meals?

1. YES

5. NO

TURN TO PAGE 73, H1



G24. How often was this done: quite often, or just on special occasions?

1. QUITE OFTEN

5. ON SPECIAL OCCASIONS

TURN TO PAGE 73, H1

R CURRENTLY HAS NO CHILDREN BUT PLANS TO HAVE CHILDREN
OR ALL R'S CHILDREN ARE 3 YEARS OLD OR YOUNGER

G25. Will you (and your husband/wife) give your child(ren) any kind of religious training at home?

1. YES

5. NO

GO TO G27

G26. What kinds of training will you give them? _____

G27. Do you feel that twelve year old children should be allowed to decide for themselves whether they will go to religious services or Sunday School, or should their parents decide this?

1. CHILD DECIDE

5. PARENTS DECIDE

G28. Will you encourage your child(ren) to pray, or not?

1. YES

5. NO

G29. Will your child(ren) attend the public schools, parochial schools, or what?

1. PUBLIC
SCHOOLS

2. PAROCHIAL
SCHOOL

3. IF VOL: BOTH
PUBLIC AND
PAROCHIAL

7. OTHER (SPECIFY):

G30. Will your child(ren) attend Sunday School or religious instruction classes regularly, most of the time, some of the time, or never?

1. REGULARLY

2. MOST OF
THE TIME

3. SOME OF
THE TIME

4. NEVER

G31. Will you attend religious services with your child(ren) regularly, most of the time, some of the time, or never?

1. REGULARLY

2. MOST OF
THE TIME

3. SOME OF
THE TIME

4. NEVER

G32. In your household, do you ever say grace or give thanks before meals?

1. YES

5. NO

TURN TO PAGE 71, G34



G33. How often is this done: quite often, or just on special occasions?

1. QUITE OFTEN

2. ON SPECIAL OCCASIONS

G34. When you were growing up, did anyone in your family say grace or give thanks before meals?

1. YES

5. NO

GO TO G36

G35. How often was this done: quite often, or just on special occasions?

1. QUITE OFTEN

5. ON SPECIAL OCCASIONS

G36. INTERVIEWER CHECKPOINT: R HAS CHILDREN

(SEE G2 AND G4, PAGE 63)

1. R HAS CHILDREN NOW: TURN TO PAGE 73, H1

2. R HAS NO CHILDREN NOW, BUT PLANS TO HAVE CHILDREN:
TURN TO PAGE 72, G37

ASK ONLY IF R CURRENTLY HAS NO CHILDREN

G37. In what denomination will you raise your child(ren): Protestant, Catholic, Jewish, some other religion, or none?

1. PROTESTANT

2. CATHOLIC

3. JEWISH

7. OTHER RELIGION

5. NONE

TURN TO PAGE 73, H1

TURN TO
PAGE 73, H1

Specify: _____

TURN TO PAGE 73, H1

G38. What specific denomination is that, if any?

G39. Is that Orthodox, Conservative, Reform, or none of these?

1. ORTHODOX

2. CONSERVATIVE

3. REFORM

5. NONE

SECTION H: BACKGROUND

H1. Now I have a few questions about your background. What was the highest grade of school or year of college you completed?

GRADE SCHOOL	HIGH SCHOOL	YEAR OF COLLEGE
01	09	13
02	10	14
03		
04		
05	11	15
06	12	16
07		17+
08		

↓

↓

↓

H2. Do you have a high school diploma or equivalency?

1. YES	5. NO
--------	-------

H3. Do you have a college degree?

1. YES	5. NO
--------	-------

H4. Did you get any of your education in parochial schools or other schools run by religious groups?

1. YES	5. NO
--------	-------

TURN TO PAGE 74, H6

H5. How many years did you attend religious schools?

_____ YEARS

H6. How many years of schooling did your mother (REPLACEMENT) complete?

[IF DON'T KNOW: Well, just approximately...] _____ YEARS

H7. How many years of schooling did your father (REPLACEMENT) complete?

[IF DON'T KNOW: Well, just approximately...] _____ YEARS

H8. What was your father's (REPLACEMENT'S) main occupation or job when you were about 16?

H9. What were his main activities or duties?

H10. What did they make or do at the place where he worked?

INDUSTRY: _____

H11. Did your mother (REPLACEMENT) work for pay when you were about 16?

1. YES

5. NO

----> GO TO H16



H12. Did she work mostly full-time or part-time?

1. FULL-TIME 2. PART-TIME

H13. What was her main occupation or job when you were about 16?

H14. What were her main activities or duties?

H15. What did they make or do at the place where she worked?

INDUSTRY: _____

H16. When you were growing up, did your father (REPLACEMENT) consider himself a Republican, a Democrat, an independent, or what?

1. REPUBLICAN

2. DEMOCRAT

3. INDEPENDENT

7. OTHER: SPECIFY

5. NO PREF.

H17. When you were growing up, did your mother (REPLACEMENT) consider herself a Republican, a Democrat, an independent, or what?

1. REPUBLICAN

2. DEMOCRAT

3. INDEPENDENT

7. OTHER: SPECIFY

5. NO .PREF.

H18. Other than American, what is the original nationality of your family on your father's (REPLACEMENT'S) side?

H19. Was your father (REPLACEMENT) born in the United States?

1. YES

5. NO

H20. Other than American, what is the original nationality of your family on your mother's (REPLACEMENT'S) side?

H21. Was your mother (REPLACEMENT) born in the United States?

1. YES

5. NO

H22. Were any of your grandparents born in another country than the United States?

1. YES

5. NO

H28. INTERVIEWER CHECKPOINT: R'S MARITAL STATUS

(SEE PAGE 8, A35-A37)

1. R IS CURRENTLY MARRIED (OR THINKS OF LIVING ARRANGEMENT AS MARRIAGE)

2. R IS WIDOWED ----> TURN TO PAGE 79, H32

3. R IS DIVORCED, SEPARATED, OR NEVER MARRIED ----> TURN TO PAGE 85, H62



H29. Is your (husband/wife) doing any work for pay now?

1. YES

5. NO

GO TO H31



H30. How many hours did (he/she) work last week, at all jobs?

_____ HOURS
 TURN TO PAGE 79, H33

H31. Is (he/she) retired, laid off, unemployed, disabled, a homemaker, (a student,) or what?

1. LAID OFF 2. RETIRED

TURN TO PAGE 79, H33 TURN TO PAGE 79, H33

- 3. UNEMPLOYED
- 4. DISABLED
- 5. HOMEMAKER
- 6. STUDENT
- 7. OTHER

SPECIFY:

H32. Did your (husband/wife) ever work for pay?

1. YES

5. NO

TURN TO PAGE 81, H40



H33. What kind of work (does/did) your (husband/wife) normally do? That is, what (is/was) (his/her) job called?

OCCUPATION: _____

H34. IF NOT ALREADY ANSWERED, ASK: What (does/did) (he/she) actually do in that job? Tell me what (are/were) some of (his/her) main duties?

H35. What kind of place (does/did) (he/she) work for?

INDUSTRY: _____

H36. IF NOT ALREADY ANSWERED, ASK: What (do/did) they make or do at the place where (he/she) (works/worked)?

H37. IF ALREADY ANSWERED, CODE WITHOUT ASKING: (Is/Was) (he/she) self-employed or (does/did) (he/she) work for someone else?

1. SELF-EMPLOYED

5. SOMEONE ELSE

TURN TO PAGE 81, H40



H38. (Does/Did) (he/she) employ any other people?

1. YES

5. NO

H39. How many people (does/did) (he/she) employ?

2. 1-9

3. 10-99

4. 100-999

5. 1,000 or more

H40. What was the highest grade of school or year of college your (husband/wife) completed?

GRADE SCHOOL				HIGH SCHOOL		YEAR OF COLLEGE		
01	02	03	04	09	10	13	14	
05	06	07	08	11	12	15	16	17+

↓

↓

↓

H41. (Does/Did) (he/she) have a high school diploma or equivalency?

1. YES	5. NO
--------	-------

H42. (Does/Did) (he/she) have a college degree?

1. YES	5. NO
--------	-------

H43. Did (he/she) get any of (his/her) education in parochial schools or other schools run by a religious organization?

1. YES	5. NO
--------	-------

TURN TO PAGE 82, H45

H44. How many years did (he/she) attend religious schools?

_____ YEARS

H45. What (is/was) your (husband's/wife's) religious preference: Protestant, Catholic, Jewish, some other religion, or none?

1. PROTESTANT	2. CATHOLIC	3. JEWISH	7. OTHER	5. NONE
	GO TO H48		Specify: _____ _____	GO TO H48
			GO TO H48	

H46. What specific denomination is that, if any?

H47. Is that Orthodox, Conservative, Reform, or none of these?

H48. Did your (husband/wife) ever change (his/her) religious preference?

1. YES	5. NO
TURN TO PAGE 83, H52	

H49. What was (his/her) religious preference previously? _____

H50. What were (his/her) reasons for changing? _____

H51. At what age did (he/she) make this change? _____

H52. Looking at page 19 of the booklet, how often (does/did) your (husband/wife) attend religious services?

1. ONCE A WEEK OR MORE	2. TWO OR THREE TIMES A MONTH	3. ONCE A MONTH	4. A FEW TIMES A YEAR OR LESS	5. NEVER
↓	↓	↓	↓	↓

GO TO H54

H53. [RB, p. 19] How often (do/did) you and your (husband/wife) attend religious services together?

1. ONCE A WEEK OR MORE	2. TWO OR THREE TIMES A MONTH	3. ONCE A MONTH	4. A FEW TIMES A YEAR OR LESS	5. NEVER
---------------------------	----------------------------------	--------------------	----------------------------------	----------

H54. (Does/Did) your spouse ever pray?

1. YES	5. NO	8. DON'T KNOW
↓		

TURN TO PAGE 84, H56

H55. About how often? (DO NOT READ OPTIONS.)

1. SEVERAL TIMES A DAY	2. ONCE A DAY	3. A FEW TIMES A WEEK	4. ONCE A WEEK	5. LESS THAN ONCE A WEEK
---------------------------	------------------	--------------------------	----------------	-----------------------------

H56. (Does/Did) your (husband/wife) consider (himself/herself) to be a Republican, a Democrat, an independent, or what?

1. REPUBLICAN	2. DEMOCRAT	3. INDEPENDENT	7. OTHER	5. NO PREF.				
SPECIFY:								
↓	↓	↓	↓	↓				
<p>H57. In general, (does/did) (he/she) feel closer to the Republican or Democratic Party?</p> <table border="1" style="margin: auto; border-collapse: collapse;"> <tr> <td style="width: 50%; text-align: center;">1. REPUBLICAN</td> <td style="width: 50%; text-align: center;">2. DEMOCRATIC</td> </tr> <tr> <td colspan="2" style="text-align: center;">3. IF VOL: NEITHER</td> </tr> </table>					1. REPUBLICAN	2. DEMOCRATIC	3. IF VOL: NEITHER	
1. REPUBLICAN	2. DEMOCRATIC							
3. IF VOL: NEITHER								

H58. Besides American, what is the original nationality of your (husband's/wife's) family on (his/her) father's side?

H59. Was your (husband's/wife's) father born in the U.S.?

1. YES

5. NO

H60. Besides American, what is the original nationality of your (husband's/wife's) family on (his/her) mother's side?

H61. Was your (husband's/wife's) mother born in the U.S.?

1. YES

5. NO

H62. As part of our research, we need to get a clear picture of the financial situation of all our study participants. Please tell me the total income you (and your family) had in 1986, before taxes, considering all sources such as wages, profits, interest, social security, welfare payments, and so on (for all family members living here):

\$ _____
GO TO H64

999 997.
REFUSED

H63. (IF R DOES NOT GIVE AN INCOME, ASK:) [HAND CARD] Could you give me the letter on this card which comes closest to the total income you (and your family) had in 1986, before taxes?

- | | |
|----------------------|----------------------|
| A. LESS THAN \$5,000 | G. \$30,000-34,999 |
| B. \$5,000-9,999 | H. \$35,000-39,999 |
| C. \$10,000-14,999 | J. \$40,000-49,999 |
| D. \$15,000-19,999 | K. \$50,000-74,999 |
| E. \$20,000-24,999 | L. \$75,000-99,999 |
| F. \$25,000-29,999 | M. \$100,000 OR MORE |

LETTER OF INCOME RANGE: _____

H64. About how much of the total family income was earned or received by you, either from a job or some other source of income?

\$ _____

H65. [IF R REFUSED OR DK]: Could you tell me the letter of the general category from the card?

_____ LETTER

REFUSED

H66. Compared to other people, would you say your (family) income is less than you need, about what you need, or more than you need?

1. LESS

3. ABOUT-RIGHT

5. MORE

GO TO H68

H67. What income do you feel you need? _____

H68. Some days the news about the automobile industry in Detroit is good, and some days it is bad. What do you think -- will the automobile industry make a comeback?

1. YES, COMEBACK

5. NO COMEBACK

H69. Considering everything right now, would you say that Southeast Michigan is a very good place to raise a family, a good place, not very good, or not good at all?

1. VERY GOOD

2. GOOD

3. NOT VERY GOOD

4. NOT GOOD AT ALL

H70. That finishes the actual interview. Is there anything you would like to add to any of the subjects we've discussed?

H71. TIME NOW _____

INTERVIEWER: TURN TO THE NEXT PAGE AND FILL OUT BEFORE LEAVING NEIGHBORHOODS.

SECTION J: INTERVIEWER OBSERVATIONS

J1. TOTAL INTERVIEW TIME IN MINUTES (DO NOT INCLUDE TIME SPENT TALKING WITH R AFTER INTERVIEW IS OFFICIALLY OVER):

J2. R'S SEX (BY OBSERVATION):

1. FEMALE

5. MALE

J3. R'S RACE OR ETHNIC GROUP (BY OBSERVATION):

1. WHITE

2. BLACK

3. HISPANIC

4. ARABIC/
MIDDLE EASTERN

5. ASIAN/
ASIAN-AMERICAN

6. NATIVE
AMERICAN

7. OTHER
OR CAN'T TELL

J4. R'S GENERAL UNDERSTANDING OF QUESTIONS:

1. EXCELLENT

2. GOOD

3. FAIR

4. POOR

J5. DID R FIND ANY QUESTIONS DIFFICULT OR UNCLEAR? (WHICH ONES?)

