

**FLORAL IMAGES
SCANNED PIXELLIST ART OF
ALMA LACH**

These images are scanned images of actual flowers (as opposed to scanned images of photographs of flowers). Because the scanner captures the image using a line of light (instead of a point of light as does a camera) it is possible to see a flower more as the binocular vision of our eyes see it.

**FROM JURIED TAVERN CLUB (CHICAGO) DISPLAY
1999**

Compiled by Sandra Lach Arlinghaus, from original files.

OTHER ART AND MATERIALS AVAILABLE AT

[HTTP://WWW.ALMALACH.ORG](http://www.almalach.org)

**ORIGINAL .TIFF FILES IN HIGH RESOLUTION HAVE BEEN
DONATED BY
SANDRA LACH ARLINGHAUS AND WILLIAM C. ARLINGHAUS
TO
THE ALMA LACH PAPERS AND CULINARY BOOK
COLLECTION
JOSEPH REGENSTEIN LIBRARY
UNIVERSITY OF CHICAGO**



Roses in Limoges ("Circus")



Red Rose Bud ("Duftbella")



Orange Rose and Bud ("Fruite")




White Rose ("Gentle Touch")



Rose Bud ("Kordes Perfecta," "Broadway," or "Carmen")



Day Lilies ("Hermerocallis")



Day Lily ("Hermerocallis")



Japanese Sunflower ("Heliopsis" or "Golden Plume")



Red-ivory Rose ("Tudor" old name, or "Double Delight").



Pink Lilies (*Lilium Hemerocallis*, "Talisman," or "Pink Angel")



Tulip ("Eichleri")



Florida Hibiscus ("Hibiscus moscheulos")



Purple Iris ("Iridaceae Germanica")





Orchids with Green Plants ("Calathea Ornata" and "Calathea Makoyana")



Daffodil Bouquet ("King Alfred" or "Trumpet Narcissus")



Hibiscus with Hornet ("Rosa Sinensise" or "Moscheulous")



Morning Glory ("Convolvulus Arvensis")




Tulip Tree Blossom ("Liriodendron Tulipifera")



Linden Tree Blossoms ("Tilia cordata")



Magnolia Tree Blossoms ("Soulangiana")




Green Ash Tree ("*Fraxinus P. Lanceolata*")



Lion's Paw Shell, from Captiva Island, Florida.



Crab Apple Tree Blossoms ("Malus")




Catalpa Tree ("bignonioides")



Star Fish and Shells from Captiva Island




Captiva Shells with "Bougainvillea Glabra"



Sand Dollar Shell with Hawthorn Berries ("Crataegu")




Purple Clematis (4 petals), ("Dr. Ruppel")



Purple-red Clematis (6 petals) ("Ville de Lyon")



White-yellow Lillies ("Lilium Auratum")



Dahlia ("Pompom")



Hyacinth in Pot ("Albulus")



Mandevilla ("Splendens")



Veronica ("Eremurus", "Grandis")



Asters ("Aster Amellus", "King George")



Bee Balm or Berganont ("Monarda Dadyma," "Cambridge Scarlet")



Wild Violets ("Viola")



Vinca in Vase ("Minor," "Bowles Variety")



Flower-like Pansies ("Torenia fournieri")



Vegetable Art a la Chine







Japanese Fuschia



Floral Plant with Tarnished Beetle



Geranium ("Pelargonium") with Captiva Island Moth



Strawberry Tarts (serves 4)

2 Bay's English muffins
Foil
Melted Butter
1 jumbo egg
1/4 cup whipping cream
1/4 cup milk, plus 2 tbs.
1/4 cup sugar
Dash salt
1/4 tsp. vanilla
Strawberries

1. Cut a double-thickness of foil into an 8-inch square.
2. Place over a container a little larger than the muffins.
3. Press down to form a tart pan. Crumple the foil back up to form a tart pan 1-inch high.
4. Coat with melted butter and add half a muffin to each pan.
5. Beat egg and mix well. Add ingredients down to the berries. Stir to dissolve the sugar & salt.
6. Spoon over muffins and soak.
7. Bake 20-30 minutes at 325-degrees. Cool on racks when done.
8. Wash and stem berries. Cut off round sides, then cut into 1/16-slices. Place four slices on each muffin. Add additional layers, alternating the points.
9. Top with a stem. Serve with ice cream or whipping cream.



Dark Pink Rose ("Typhoon")