

UMTRI-99-32

**Societal Costs of Traffic Crashes and Crime in Michigan:
1998 Update**

**Fredrick M. Streff
Lisa J. Molnar**

September 1999

Technical Report Documentation Page

1. Report No. UMTRI-99-32		2. Government Accession No.		3. Recipient's Catalog No.	
4. Title and Subtitle Societal Costs of Traffic Crashes and Crime in Michigan: 1998 Update				5. Report Date September 1999	
				6. Performing Organization Code	
7. Authors Fredrick M. Streff and Lisa J. Molnar				8. Performing Organization Report No. UMTRI-99-31	
9. Performing Organization Name and Address The University of Michigan Transportation Research Institute 2901 Baxter Road Ann Arbor, Michigan 48109-2150				10. Work Unit No.	
				11. Contract or Grant No. CP-99-06	
12. Sponsoring Agency Name and Address Michigan Office of Highway Safety Planning 4000 Collins Road PO Box 30633 Lansing, MI 48909-8133				13. Type of Report and Period Covered Final 10/1/98 - 9/30/99	
				14. Sponsoring Agency Code	
15. Supplementary Notes					
16. Abstract <p>Cost estimates, including both monetary and nonmonetary, quality-of-life costs specific to Michigan, were generated for traffic crashes and index crimes by leading experts in the fields of economics of traffic crashes and crime. These cost estimates were applied to 1998 Michigan traffic crash and index crime incidence data to estimate dollar losses from traffic crashes and index crimes for each county in the state, as well as for the state as a whole. The present study updates earlier work on the costs of traffic crashes and index crimes and improves upon it by including crash costs for alcohol-involved traffic crashes.</p> <p>Findings from the present study indicate that in 1998, index crimes in Michigan resulted in \$1.9 billion in monetary costs and \$4.5 billion in total costs (i.e., monetary and nonmonetary quality-of-life costs). Traffic crashes in Michigan resulted in \$4.3 billion in monetary costs and \$10.7 billion in total costs. Of those costs, alcohol-involved crashes accounted for \$1 billion in monetary costs and \$2.8 billion in total costs. Costs for traffic crashes in 1998 were more than twice as high as comparable costs for index crimes. Based on dollar losses to the state, the magnitude of the problem of traffic crashes clearly exceeded that of index crimes in 1998.</p>					
17. Key Words Social costs, motor vehicle crashes, alcohol-involved crashes, crime			18. Distribution Statement Unlimited		
19. Security Classif. (of this report) Unclassified		20. Security Classif. (of this page) Unclassified		21. No. of Pages 362	22. Price

Reproduction of completed page authorized

The opinions, findings, and conclusions expressed in this publication are those of the authors and not necessarily those of the Michigan Office of Highway Safety Planning or the U.S. Department of Transportation, National Highway Traffic Safety Administration.

Prepared in cooperation with the
Michigan Office of Highway Safety Planning
and
U.S. Department of Transportation
National Highway Traffic Safety Administration
Through Highway Safety Project #CP-99-06

Acknowledgements

The authors gratefully acknowledge Dr. Ted Miller and Kenya Cox of the Children's Safety Network Economics and Insurance Resource Center, Pacific Institute for Research and Evaluation for developing comparable and up-to-date cost estimates for traffic crash and index crime incidents. We also wish to thank Helen Spradlin who coordinated graphic production, Lidia Kostyniuk who provided editorial review, and Judy Settles who assisted with report production.

Fredrick M. Streff, Ph.D.

Lisa J. Molnar, M.H.S.A.

Background

Traffic crashes and crime both impose significant economic and social burdens through injury and loss of life, as well as property damage and loss. Efforts to reduce crashes and crime often result in competing demands on limited public resources. Comparable and up-to-date cost data on crashes and crime contribute to informed decision making about allocation of limited public resources in important ways. As a first step, cost data provide information about the magnitude of the problems of crashes and crime by allowing us to estimate dollar losses to society. More importantly, cost data on crashes and crime are essential in providing a common measure for evaluating costs and benefits of various policy alternatives that compete for resources.

In 1990, we reported comparable cost estimates for crashes and crime and applied them to 1988 crash and crime incidence data for Michigan to generate dollar losses for the state (Streff and Molnar, 1990). Our findings indicated that index crimes in Michigan resulted in \$0.8 billion in monetary costs and \$2.4 billion in total costs (i.e., monetary and nonmonetary quality-of-life costs) in 1988. Traffic crashes in Michigan resulted in \$2.3 billion in monetary costs and \$7.1 billion in total costs in 1988, nearly three times the cost of index crimes.

In 1994, we reported updated cost estimates for crashes and crime and applied them to 1993 crash and crime incidence data for Michigan to generate dollar losses for the state (Streff and Molnar, 1994). Our findings indicated that index crimes in Michigan resulted in \$1.9 billion in monetary costs and \$5.0 billion in total costs (i.e., monetary and nonmonetary quality-of-life costs) in 1993. Traffic crashes in Michigan resulted in \$4.5 billion in monetary costs and \$12.1 billion in total costs in 1993, more than twice the cost of index crimes.

The study reported here is a follow-up to our earlier work. Cost estimates, including both monetary and nonmonetary quality-of-life costs specific to Michigan, were generated for traffic crashes and index crimes by leading experts in the fields of economics of traffic crashes and crime. Index crimes serve as indicators of a state's crime experience and include murder, rape, robbery, aggravated assault, burglary, larceny, motor vehicle theft, and arson. As in our earlier studies, we excluded arson from our analyses because this crime is often intentionally committed against one's own

property, complicating societal cost estimation. We applied our cost estimates to 1998 Michigan traffic crash and index crime incidence data to estimate dollar losses from traffic crashes and index crimes for each county in the state, as well as for the state as a whole. The present study updates our earlier work and improves upon it by including crash costs for alcohol-involved traffic crashes.

Methods

Estimation of Costs for Traffic Crashes and Index Crimes

Methods for estimating costs of traffic crashes and index crimes are detailed in the Appendix. A brief overview is presented here. Costs of traffic crashes and index crimes were estimated by the Children's Safety Network Economics and Insurance Resource Center, Pacific Institute for Research and Evaluation. Costs of traffic crashes build on those estimated by Miller (1993), using the modifications recommended by Miller, Demes, and Bovbjerg (1993). Methods for estimating costs of index crimes parallel those used by Miller, Cohen, and Wiersema (1996). Data used in the model were for police-reported crimes only, rather than all crimes reported in the National Crime Victimization Survey. Costs of both traffic crashes and index crimes were adapted to Michigan using state-specific medical costs and earnings and a regional price adjuster.

Costs of traffic crashes and index crimes are broken out into two categories in this study: (1) monetary costs and (2) nonmonetary quality-of-life costs. Monetary costs include medical care (including payments for hospitals and physician care, emergency medical transport, rehabilitation, prescriptions, allied health services, medical devices, nursing home care, and insurance claims processing, as well as coroner and premature burial costs for fatalities), future earnings (including wages, fringe benefits, and housework lost by the injured), public services (including initial police response and follow-up investigation, as well as emergency transport and fire services), and property damage and loss (the value of property damage and of property taken and not recovered).

Nonmonetary quality-of-life costs include costs associated with pain, suffering, and fear. For crime, these values come from jury awards for pain, suffering, and lost quality of life due to physical injuries and fear. For murders and traffic crashes, these values are computed from the amount people routinely spend (in dollars or time) to reduce their risk of death and injury (see Miller, 1993). Miller, Cohen, and Wiersema (1996) found the latter method to yield values less than 10 percent lower than the former method's values for violence with physical injury.

Estimation of Incidents of Traffic Crashes and Index Crimes

Methods for estimating the incidence of traffic crashes and index crimes are nearly identical to those used in our earlier studies (see Streff, Molnar, Cohen, Miller, and Rossman, 1992). Data on motor vehicle crashes in Michigan were obtained from the Michigan State Police and were broken out by county. Records were obtained for all crashes reported to local or state police agencies in 1998, with injury severity coded according to the KABCO injury severity scale. K-level (fatal) injuries are injuries caused by the crash that result in death within 90 days of the incident. A-level (serious) injuries are incapacitating injuries that prevent injured persons from walking, driving, or normally continuing activities they were capable of performing prior to the injury. B-level (moderate) injuries include nonincapacitating injuries that are evident to observers at the scene of the crash. C-level (minor) injuries are possible injuries reported or claimed that are not fatal, incapacitating, or nonincapacitating injuries evident to observers. 0-level (no injury) refers to property-damage-only incidents in which no occupants were injured (State of Michigan, 1998). Alcohol-involved crashes were identified as those in which the reporting officer checked the HBD or had-been-drinking box on the crash report form.

Data on index crimes for 1998 were obtained from Michigan's Uniform Crime Reporting Program operated by the Michigan State Police and were broken out by county. Index crimes used in the analyses include murder, rape, robbery, assault, burglary, larceny, and motor vehicle theft.

Estimation of Dollar Losses to the State of Michigan from Traffic Crashes and Index Crimes

Cost estimates for traffic crashes and index crimes were applied to 1998 Michigan crash and index crime incidence data to estimate dollar losses for each county in the state, as well as for the state as a whole. Total incidence frequencies for traffic crash outcomes were generated based on the number of occupants killed or injured (KABC), as well as the number of vehicles involved in crashes in which no occupants were injured (property damage only). These frequencies were multiplied by appropriate cost figures to generate costs for each crash outcome category, then

summed to generate the monetary and total costs for traffic crashes. The same procedure was followed independently for alcohol-involved crashes. Frequencies for each index crime were multiplied by appropriate cost figures to generate costs for each index crime category, then summed to generate the monetary and total costs for index crimes.

Results

Table 1 presents cost estimates per police-reported crash victim in Michigan in 1997 dollars. Cost estimates are broken out by crash outcome and cost category. Table 2 presents cost estimates per police-reported, alcohol-involved crash victim in Michigan in 1997 dollars (with cost estimates broken out by crash outcome and cost category). Table 3 presents cost estimates per police-reported index crime in Michigan in 1997 dollars (with cost estimates broken out by crime category and cost category). Within each crash or crime category in Tables 1-3, total comprehensive costs may not exactly add to the sum of monetary and quality-of-life costs due to computer rounding.

	Fatal	Serious Injury	Moderate Injury	Minor Injury	Property Damage Only
Medical Care	22,254	17,464	3,823	2,051	68
Future Earnings (Loss Wages)	1,053,152	23,563	7,786	3,876	319
Public Services	1,275	314	204	133	29
Property Damage & Loss	11,910	4,683	3,980	3,008	1,257
Subtotal (Monetary Cost)	1,088,592	46,025	15,793	9,067	1,672
Quality of Life	2,093,660	113,992	25,566	10,647	244
Total (Comprehensive Cost)	3,182,252	160,016	41,359	19,714	1,916

	Fatal	Serious Injury	Moderate Injury	Minor Injury	Property Damage Only
Medical Care	22,254	23,295	4,284	1,964	138
Future Earnings (Loss Wages)	1,213,388	36,213	10,287	4,162	455
Public Services	1,275	361	221	135	31
Property Damage & Loss	11,910	4,986	4,115	3,058	1,300
Subtotal (Monetary Cost)	1,248,827	64,856	18,907	9,319	1,925
Quality of Life	2,179,481	157,613	32,376	10,868	384
Total (Comprehensive Cost)	3,428,308	222,469	51,284	20,187	2,309

	Murder	Rape	Assault	Robbery	Larceny	Burglary	Motor Vehicle Theft
Medical Care	22,591	1,387	750	994	0	0	0
Future Earnings	1,146,132	3,965	1,292	1,868	19	24	70
Public Services	2,159	559	241	330	382	335	238
Property Damage & Loss	1,324	112	58	965	790	2,165	5,427
Subtotal (Monetary Cost)	1,172,205	6,023	2,341	4,158	1,191	2,524	5,735
Quality of Life	2,031,486	125,237	8,114	9,420	0	311	283
Total (Comprehensive Cost)	3,203,692	131,259	10,456	13,578	1,191	2,834	6,018

Estimates of traffic crash and index crime incidence and cost estimates by crash outcome (for both total crashes and alcohol-involved crashes) and crime category for the state of Michigan as a whole and for all Michigan counties are contained in figures and tables on the following pages. Also presented are tables of cost estimates for traffic crashes and index crimes broken out by specific cost categories. Within each crash or crime category, total comprehensive costs were calculated by multiplying the cost of each incident type by the number of such incidents. Because of computer rounding, these total comprehensive costs may not exactly add to the sum of monetary and quality-of-life costs.

In 1998, index crimes in Michigan resulted in \$1.9 billion in monetary costs and \$4.5 billion in total costs (i.e., monetary and nonmonetary quality-of-life costs). Traffic crashes in Michigan resulted in \$4.3 billion in monetary costs and \$10.7 billion in total costs. Of those costs, alcohol-involved crashes accounted for \$1 billion in monetary costs and \$2.8 billion in total costs. Costs for traffic crashes in 1998 were more than twice as high as comparable costs for index crimes. Based on dollar losses to the state, the magnitude of the problem of traffic crashes clearly exceeded that of index crimes in 1998.

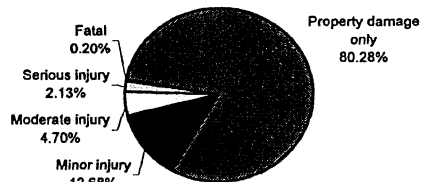
State of Michigan 1998

Traffic Crash Casualty Severity	Traffic Crash Casualties	Traffic Crash Costs
Property damage only	541296	\$1,037,123,136
Minor injury	85506	\$1,685,665,284
Moderate injury	31707	\$1,311,369,813
Serious injury	14365	\$2,298,629,840
Fatal	1367	\$4,350,138,484
Total		\$10,682,926,557
Average cost of traffic crash casualty		\$15,844

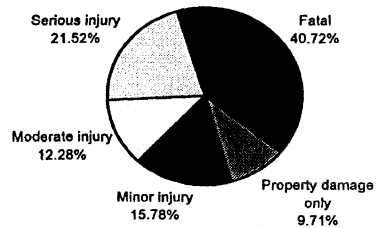
Index Crime Category	Number of Index Crimes	Index Crime Costs
Larceny	251627	\$299,687,757
Burglary	81240	\$230,234,160
Rape	5279	\$692,916,261
Assault	40073	\$419,003,288
Robbery	15192	\$206,276,976
Motor vehicle theft	57228	\$344,398,104
Murder	716	\$2,293,843,472
Total		\$4,486,360,018
Average cost of reported index crime		\$9,940

6

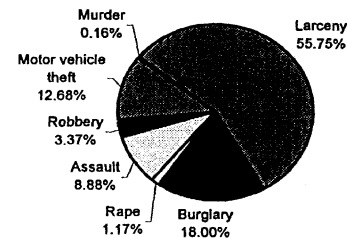
Traffic Crash Casualties



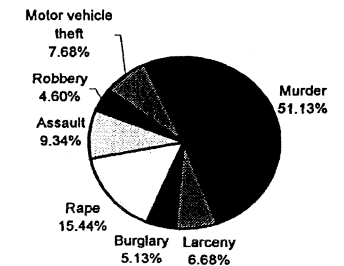
Traffic Crash Costs



Index Crimes



Index Crime Costs



Costs of Traffic Crashes in Michigan (1997 dollars)						
	Fatal	Serious Injury	Moderate Injury	Minor Injury	Property Damage Only	Total
Medical Care	30,421,218	250,870,360	121,215,861	175,372,806	36,808,128	614,688,373
Future Earnings (Loss Wages)	1,439,658,784	338,482,495	246,870,702	331,421,256	172,673,424	2,529,106,661
Public Services	1,742,925	4,510,610	6,468,228	11,372,298	15,697,584	39,791,645
Property Damage & Loss	16,280,970	67,271,295	126,193,860	257,202,048	680,409,072	1,147,357,245
Subtotal (Monetary Cost)	1,488,105,264	661,149,125	500,748,651	775,282,902	905,046,912	4,330,332,854
Quality of Life	2,862,033,220	1,637,495,080	810,621,162	910,382,382	132,076,224	6,352,608,068
Total (Comprehensive Cost)	4,350,138,484	2,298,629,840	1,311,369,813	1,685,665,284	1,037,123,136	10,682,926,557

Costs of Index Crimes in Michigan (1997 dollars)								
	Murder	Rape	Assault	Robbery	Larceny	Burglary	Motor Vehicle Theft	Total
Medical Care	16,175,156	7,321,973	30,054,750	15,100,848	0	0	0	68,652,727
Future Earnings (Loss Wages)	820,630,512	20,931,235	51,774,316	28,378,656	4,780,913	1,949,760	4,005,960	932,451,352
Public Services	1,545,844	2,950,961	9,657,593	5,013,360	96,121,514	27,215,400	13,620,264	156,124,936
Property Damage & Loss	947,984	591,248	2,324,234	14,660,280	198,785,330	175,884,600	310,576,356	703,770,032
Subtotal (Monetary Cost)	839,298,780	31,795,417	93,810,893	63,168,336	299,687,757	205,049,760	328,202,580	1,861,013,523
Quality of Life	1,454,543,976	661,126,123	325,152,322	143,108,640	0	25,265,640	16,195,524	2,625,392,225
Total (Comprehensive Cost)	2,293,843,472	692,916,261	419,003,288	206,276,976	299,687,757	230,234,160	344,398,104	4,486,360,018

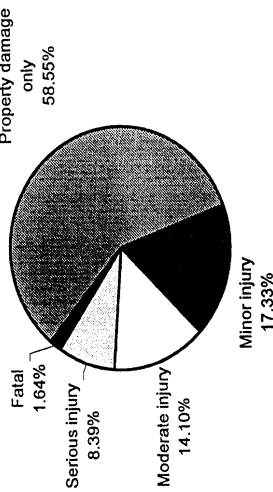
State of Michigan 1998

Alcohol-Involved Crashes

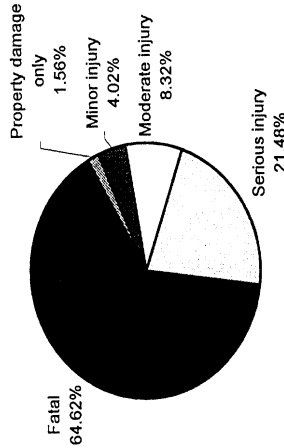
Traffic Crash Casualty Severity	Traffic Crash Casualties	Traffic Crash Costs
Property damage only	18762	\$43,321,458
Minor injury	5552	\$112,078,224
Moderate injury	4517	\$231,649,828
Serious injury	2689	\$598,219,141
Fatal	525	\$1,799,861,700
Total		\$2,785,130,351

Average cost of traffic crash casualty \$86,913

Traffic Crash Casualties



Traffic Crash Costs



Costs of Alcohol-Involved Traffic Crashes in Michigan (1997 dollars)

	Fatal	Serious Injury	Moderate Injury	Minor Injury	Property Damage Only	Total
Medical Care	11,683,350	62,640,255	19,350,828	10,904,128	2,589,156	107,167,717
Future Earnings (Loss Wages)	637,028,700	97,376,757	46,466,379	23,107,424	8,536,710	812,515,970
Public Services	669,375	970,729	998,257	749,520	581,622	3,969,503
Property Damage & Loss	6,252,750	13,407,354	18,587,455	16,978,016	24,390,600	79,616,175
Subtotal (Monetary Cost)	655,634,175	174,397,784	85,402,919	51,739,088	36,116,850	1,003,290,816
Quality of Life	1,144,227,525	423,821,357	146,242,392	60,339,136	7,204,608	1,781,835,018
Total (Comprehensive Cost)	1,799,861,700	598,219,141	231,649,828	112,078,224	43,321,458	2,785,130,351

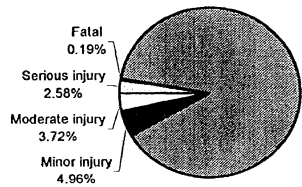
Alcona County 1998

Traffic Crash Casualty Severity	Traffic Crash Casualties	Traffic Crash Costs
Property damage only	928	\$1,778,048
Minor injury	52	\$1,025,128
Moderate injury	39	\$1,613,001
Serious injury	27	\$4,320,432
Fatal	2	\$6,364,504
Total		\$15,101,113
Average cost of traffic crash casualty		\$14,409

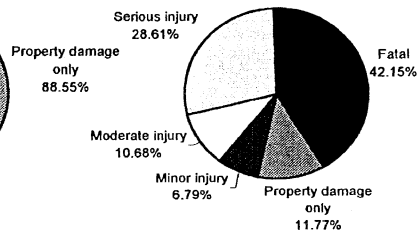
Index Crime Category	Number of Index Crimes	Index Crime Costs
Larceny	131	\$156,021
Burglary	90	\$255,060
Rape	4	\$525,036
Assault	5	\$52,280
Robbery	1	\$13,578
Motor vehicle theft	0	\$0
Murder	0	\$0
Total		\$1,001,975
Average cost of reported index crime		\$4,338

13

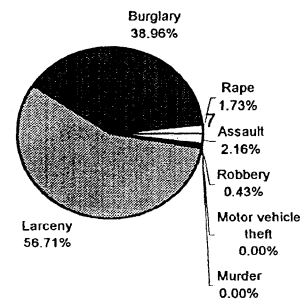
Traffic Crash Casualties



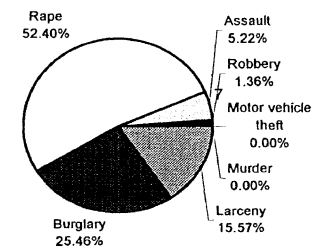
Traffic Crash Costs



Index Crimes



Index Crime Costs



Costs of Traffic Crashes in Alcona County (1997 dollars)						
	Fatal	Serious Injury	Moderate Injury	Minor Injury	Property Damage Only	Total
Medical Care	44,508	471,528	149,097	106,652	63,104	834,889
Future Earnings (Loss Wages)	2,106,304	636,201	303,654	201,552	296,032	3,543,743
Public Services	2,550	8,478	7,956	6,916	26,912	52,812
Property Damage & Loss	23,820	126,441	155,220	156,416	1,166,496	1,628,393
Subtotal (Monetary Cost)	2,177,184	1,242,675	615,927	471,484	1,551,616	6,058,886
Quality of Life	4,187,320	3,077,784	997,074	553,644	226,432	9,042,254
Total (Comprehensive Cost)	6,364,504	4,320,432	1,613,001	1,025,128	1,778,048	15,101,113

Costs of Index Crimes in Alcona County (1997 dollars)								
	Murder	Rape	Assault	Robbery	Larceny	Burglary	Motor Vehicle Theft	Total
Medical Care	0	5,548	3,750	994	0	0	0	10,292
Future Earnings (Loss Wages)	0	15,860	6,460	1,868	2,489	2,160	0	28,837
Public Services	0	2,236	1,205	330	50,042	30,150	0	83,963
Property Damage & Loss	0	448	290	965	103,490	194,850	0	300,043
Subtotal (Monetary Cost)	0	24,092	11,705	4,158	156,021	227,160	0	423,136
Quality of Life	0	500,948	40,570	9,420	0	27,990	0	578,928
Total (Comprehensive Cost)	0	525,036	52,280	13,578	156,021	255,060	0	1,001,975

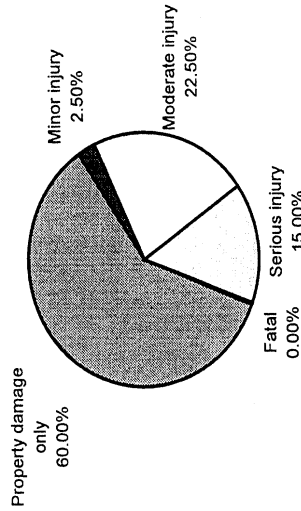
Alcona County 1998

Alcohol-Involved Crashes

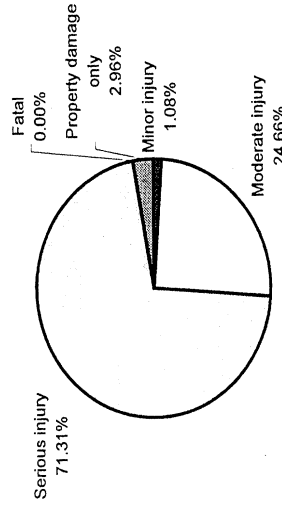
Traffic Crash Casualty Severity	Traffic Crash Casualties	Traffic Crash Costs
Property damage only	24	\$55,416
Minor injury	1	\$20,187
Moderate injury	9	\$461,556
Serious injury	6	\$1,334,814
Fatal	0	\$0
Total		\$1,871,973

Average cost of traffic crash casualty \$46,799

Traffic Crash Casualties



Traffic Crash Costs



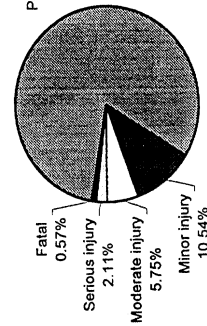
Costs of Alcohol-Involved Traffic Crashes in Alcona County (1997 dollars)

	Fatal	Serious Injury	Moderate Injury	Minor Injury	Property Damage Only	Total
Medical Care	0	139,770	38,556	1,964	3,312	183,602
Future Earnings (Loss Wages)	0	217,278	92,583	4,162	10,920	324,943
Public Services	0	2,166	1,989	135	744	5,034
Property Damage & Loss	0	29,916	37,035	3,058	31,200	101,209
Subtotal (Monetary Cost)	0	389,136	170,163	9,319	46,200	614,818
Quality of Life	0	945,678	291,384	10,868	9,216	1,257,146
Total (Comprehensive Cost)	0	1,334,814	461,556	20,187	55,416	1,871,973

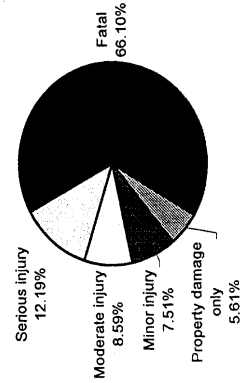
Alger County 1998

Traffic Crash Casualty Severity	Traffic Crash Casualties	Traffic Crash Costs
Property damage only	423	\$810,468
Minor injury	55	\$1,084,270
Moderate injury	30	\$1,240,770
Serious injury	11	\$1,760,176
Fatal	3	\$9,546,756
Total		\$14,442,440
Average cost of traffic crash casualty		\$27,668

Traffic Crash Casualties

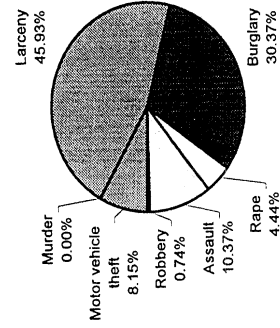


Traffic Crash Costs

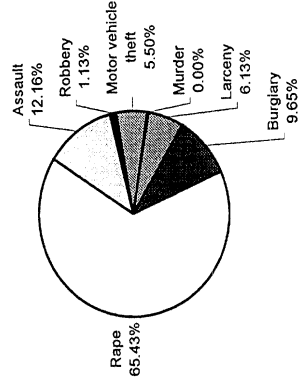


Index Crime Category	Number of Index Crimes	Index Crime Costs
Larceny	62	\$73,842
Burglary	41	\$116,194
Rape	6	\$787,554
Assault	14	\$146,384
Robbery	1	\$13,578
Motor vehicle theft	11	\$66,198
Murder	0	\$0
Total		\$1,203,750
Average cost of reported index crime		\$8,917

Index Crimes



Index Crime Costs



Costs of Traffic Crashes in Alger County (1997 dollars)						
	Fatal	Serious Injury	Moderate Injury	Minor Injury	Property Damage Only	Total
Medical Care	66,762	192,104	114,690	112,805	28,764	515,125
Future Earnings (Loss Wages)	3,159,456	259,193	233,580	213,180	134,937	4,000,346
Public Services	3,825	3,454	6,120	7,315	12,267	32,981
Property Damage & Loss	35,730	51,513	119,400	165,440	531,711	903,794
Subtotal (Monetary Cost)	3,265,776	506,275	473,790	498,685	707,256	5,451,782
Quality of Life	6,280,980	1,253,912	766,980	585,585	103,212	8,990,669
Total (Comprehensive Cost)	9,546,756	1,760,176	1,240,770	1,084,270	810,468	14,442,440

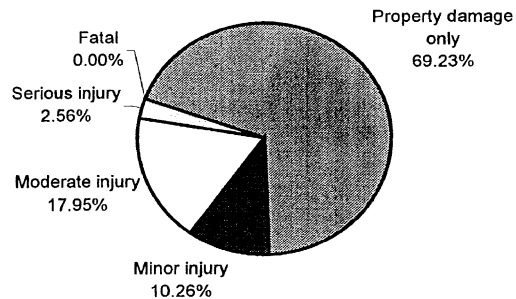
Costs of Index Crimes in Alger County (1997 dollars)								
	Murder	Rape	Assault	Robbery	Larceny	Burglary	Motor Vehicle Theft	Total
Medical Care	0	8,322	10,500	994	0	0	0	19,816
Future Earnings (Loss Wages)	0	23,790	18,088	1,868	1,178	984	770	46,678
Public Services	0	3,354	3,374	330	23,684	13,735	2,618	47,095
Property Damage & Loss	0	672	812	965	48,980	88,765	59,697	199,891
Subtotal (Monetary Cost)	0	36,138	32,774	4,158	73,842	103,484	63,085	313,481
Quality of Life	0	751,422	113,596	9,420	0	12,751	3,113	890,302
Total (Comprehensive Cost)	0	787,554	146,384	13,578	73,842	116,194	66,198	1,203,750

Alger County 1998

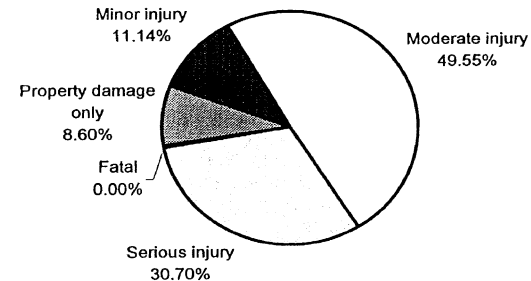
Alcohol-Involved Crashes

Traffic Crash Casualty Severity	Traffic Crash Casualties	Traffic Crash Costs
Property damage only	27	\$62,343
Minor injury	4	\$80,748
Moderate injury	7	\$358,988
Serious injury	1	\$222,469
Fatal	0	\$0
Total		\$724,548
Average cost of traffic crash casualty		\$18,578

Traffic Crash Casualties



Traffic Crash Costs



19

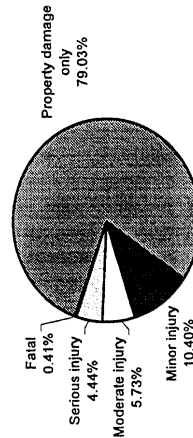
Costs of Alcohol-Involved Traffic Crashes in Alger County (1997 dollars)

	Fatal	Serious Injury	Moderate Injury	Minor Injury	Property Damage Only	Total
Medical Care	0	23,295	29,988	7,856	3,726	64,865
Future Earnings (Loss Wages)	0	36,213	72,009	16,648	12,285	137,155
Public Services	0	361	1,547	540	837	3,285
Property Damage & Loss	0	4,986	28,805	12,232	35,100	81,123
Subtotal (Monetary Cost)	0	64,856	132,349	37,276	51,975	286,456
Quality of Life	0	157,613	226,632	43,472	10,368	438,085
Total (Comprehensive Cost)	0	222,469	358,988	80,748	62,343	724,548

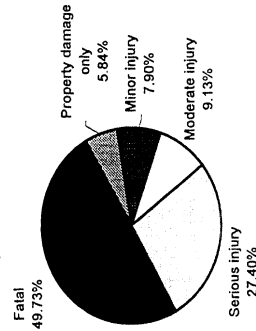
Allegan County 1998

Traffic Crash Casualty Severity	Traffic Crash Casualties	Traffic Crash Costs
Property damage only	4484	\$8,591,344
Minor injury	590	\$11,631,260
Moderate injury	325	\$13,441,675
Serious injury	252	\$40,324,032
Fatal	23	\$73,191,796
Total		\$147,180,107
Average cost of traffic crash casualty		\$25,939

Traffic Crash Casualties

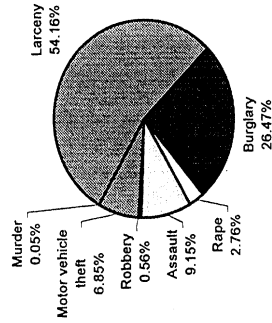


Traffic Crash Costs

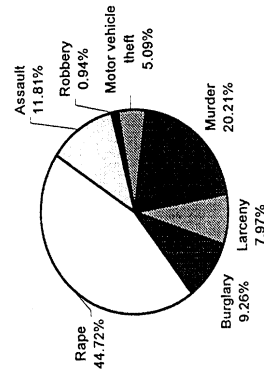


Index Crime Category	Number of Index Crimes	Index Crime Costs
Larceny	1060	\$1,262,460
Burglary	518	\$1,468,012
Rape	54	\$7,087,986
Assault	179	\$1,871,624
Robbery	11	\$149,358
Motor vehicle theft	134	\$806,412
Murder	1	\$3,203,692
Total		\$15,849,544
Average cost of reported index crime		\$8,099

Index Crimes



Index Crime Costs



Costs of Traffic Crashes in Allegan County (1997 dollars)

	Fatal	Serious Injury	Moderate Injury	Minor Injury	Property Damage Only	Total
Medical Care	511,842	4,400,928	1,242,475	1,210,090	304,912	7,670,247
Future Earnings (Loss Wages)	24,222,496	5,937,876	2,530,450	2,286,840	1,430,396	36,408,058
Public Services	29,325	79,128	66,300	78,470	130,036	383,259
Property Damage & Loss	273,930	1,180,116	1,293,500	1,774,720	5,636,388	10,158,654
Subtotal (Monetary Cost)	25,037,616	11,588,300	5,132,725	5,349,530	7,497,248	54,615,419
Quality of Life	48,154,180	28,725,984	8,308,950	6,281,730	1,094,096	92,564,940
Total (Comprehensive Cost)	73,191,796	40,324,032	13,441,675	11,631,260	8,591,344	147,180,107

Costs of Index Crimes in Allegan County (1997 dollars)

	Murder	Rape	Assault	Robbery	Larceny	Burglary	Motor Vehicle Theft	Total
Medical Care	22,591	74,898	134,250	10,934	0	0	0	242,673
Future Earnings (Loss Wages)	1,146,132	214,110	231,268	20,548	20,140	12,432	9,380	1,654,010
Public Services	2,159	30,186	43,139	3,630	404,920	173,530	31,892	689,456
Property Damage & Loss	1,324	6,048	10,382	10,615	837,400	1,121,470	727,218	2,714,457
Subtotal (Monetary Cost)	1,172,205	325,242	419,039	45,738	1,262,460	1,307,432	766,490	5,300,606
Quality of Life	2,031,486	6,762,798	1,452,406	103,620	0	161,098	37,922	10,549,330
Total (Comprehensive Cost)	3,203,692	7,087,986	1,871,624	149,358	1,262,460	1,468,012	806,412	15,849,544

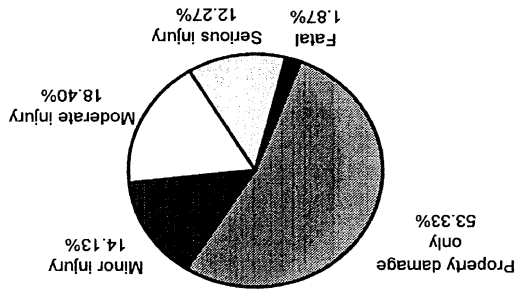
Alleghan County 1998

Alcohol-Involved Crashes

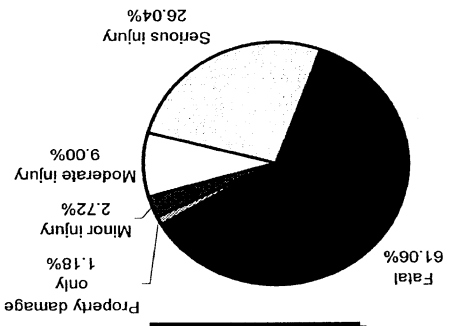
Traffic Crash	Traffic Crash Casualty Severity	Traffic Crash Costs
Property damage only	200	\$461,800
Minor injury	53	\$1,069,911
Moderate injury	69	\$3,538,596
Serious injury	46	\$10,233,574
Fatal	7	\$23,998,156
Total		\$39,302,037

Average cost of traffic crash casualty \$104,805

Traffic Crash Casualties



Traffic Crash Costs



Costs of Alcohol-Involved Traffic Crashes in Alleghan County (1997 dollars)

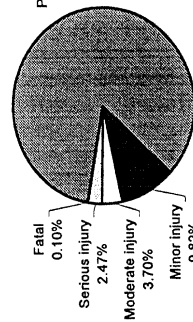
	Fatal	Serious Injury	Moderate Injury	Minor Injury	Property Damage Only	Total
Medical Care	155,778	1,071,570	295,596	104,092	27,600	1,654,636
Future Earnings (Loss Wages)	8,493,716	1,665,798	709,803	220,586	91,000	11,180,903
Public Services	8,925	16,606	15,249	7,155	6,200	54,135
Property Damage & Loss	83,370	229,356	283,935	162,074	260,000	1,018,735
Subtotal (Monetary Cost)	8,741,789	2,983,376	1,304,583	493,907	385,000	13,908,655
Quality of Life	15,256,367	7,250,198	2,233,944	576,004	76,800	25,393,313
Total (Comprehensive Cost)	23,998,156	10,233,574	3,538,596	1,069,911	461,800	39,302,037

Alpena County 1998

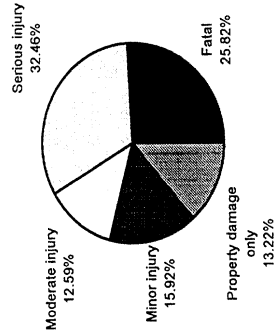
Traffic Crash Casualty Severity	Traffic Crash Casualties	Traffic Crash Costs
Property damage only	1700	\$3,257,200
Minor injury	199	\$3,923,086
Moderate injury	75	\$3,101,925
Serious injury	50	\$8,000,800
Fatal	2	\$6,364,504
Total		\$24,647,515
Average cost of traffic crash casualty		\$12,166

Index Crime Category	Number of Index Crimes	Index Crime Costs
Larceny	410	\$488,310
Burglary	144	\$408,096
Rape	13	\$1,706,367
Assault	36	\$376,416
Robbery	2	\$27,156
Motor vehicle theft	21	\$126,378
Murder	0	\$0
Total		\$3,132,723
Average cost of reported index crime		\$5,004

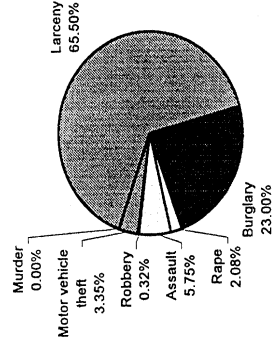
Traffic Crash Casualties



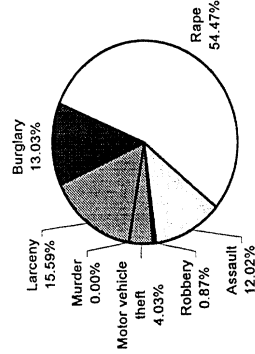
Traffic Crash Costs



Index Crimes



Index Crime Costs



Costs of Traffic Crashes in Alpena County (1997 dollars)						
	Fatal	Serious Injury	Moderate Injury	Minor Injury	Property Damage Only	Total
Medical Care	44,508	873,200	286,725	408,149	115,600	1,728,182
Future Earnings (Loss Wages)	2,106,304	1,178,150	583,950	771,324	542,300	5,182,028
Public Services	2,550	15,700	15,300	26,467	49,300	109,317
Property Damage & Loss	23,820	234,150	298,500	598,592	2,136,900	3,291,962
Subtotal (Monetary Cost)	2,177,184	2,301,250	1,184,475	1,804,333	2,842,400	10,309,642
Quality of Life	4,187,320	5,699,600	1,917,450	2,118,753	414,800	14,337,923
Total (Comprehensive Cost)	6,364,504	8,000,800	3,101,925	3,923,086	3,257,200	24,647,515

Costs of Index Crimes in Alpena County (1997 dollars)								
	Murder	Rape	Assault	Robbery	Larceny	Burglary	Motor Vehicle Theft	Total
Medical Care	0	18,031	27,000	1,988	0	0	0	47,019
Future Earnings (Loss Wages)	0	51,545	46,512	3,736	7,790	3,456	1,470	114,509
Public Services	0	7,267	8,676	660	156,620	48,240	4,998	226,461
Property Damage & Loss	0	1,456	2,088	1,930	323,900	311,760	113,967	755,101
Subtotal (Monetary Cost)	0	78,299	84,276	8,316	488,310	363,456	120,435	1,143,092
Quality of Life	0	1,628,081	292,104	18,840	0	44,784	5,943	1,989,752
Total (Comprehensive Cost)	0	1,706,367	376,416	27,156	488,310	408,096	126,378	3,132,723

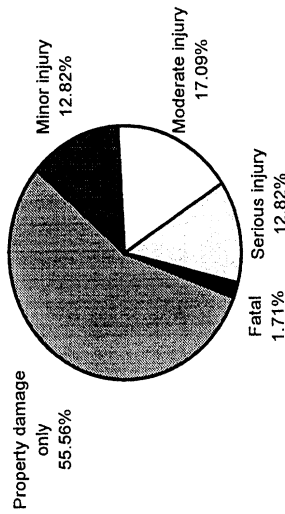
Alpena County 1998

Alcohol-Involved Crashes

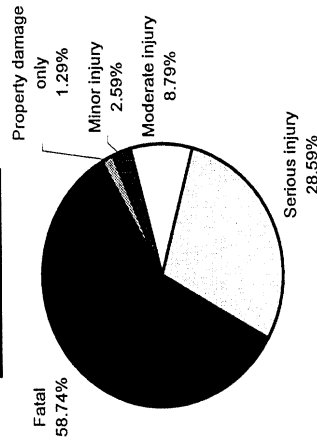
Traffic Crash Casualty Severity	Traffic Crash Casualties	Traffic Crash Costs
Property damage only	65	\$150,085
Minor injury	15	\$302,805
Moderate injury	20	\$1,025,680
Serious injury	15	\$3,337,035
Fatal	2	\$6,856,616
Total		\$11,672,221

Average cost of traffic crash casualty \$99,763

Traffic Crash Casualties



Traffic Crash Costs



Costs of Alcohol-Involved Traffic Crashes in Alpena County (1997 dollars)

	Fatal	Serious Injury	Moderate Injury	Minor Injury	Property Damage Only	Total
Medical Care	44,508	349,425	85,680	29,460	8,970	518,043
Future Earnings (Loss Wages)	2,426,776	543,195	205,740	62,430	29,575	3,267,716
Public Services	2,550	5,415	4,420	2,025	2,015	16,425
Property Damage & Loss	23,820	74,790	82,300	45,870	84,500	311,280
Subtotal (Monetary Cost)	2,497,654	972,840	378,140	139,785	125,125	4,113,544
Quality of Life	4,358,962	2,364,195	647,520	163,020	24,960	7,558,657
Total (Comprehensive Cost)	6,856,616	3,337,035	1,025,680	302,805	150,085	11,672,221

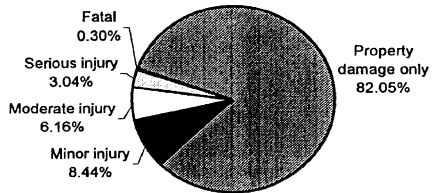
Antrim County 1998

Traffic Crash Casualty Severity	Traffic Crash Casualties	Traffic Crash Costs
Property damage only	1079	\$2,067,364
Minor injury	111	\$2,188,254
Moderate injury	81	\$3,350,079
Serious injury	40	\$6,400,640
Fatal	4	\$12,729,008
Total		\$26,735,345
Average cost of traffic crash casualty		\$20,331

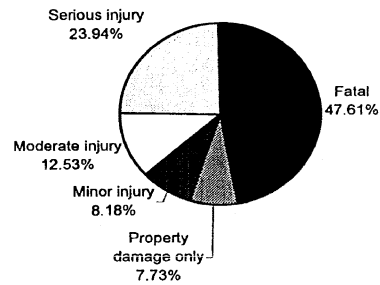
Index Crime Category	Number of Index Crimes	Index Crime Costs
Larceny	152	\$181,032
Burglary	26	\$73,684
Rape	7	\$918,813
Assault	11	\$115,016
Robbery	1	\$13,578
Motor vehicle theft	7	\$42,126
Murder	0	\$0
Total		\$1,344,249
Average cost of reported index crime		\$6,589

29

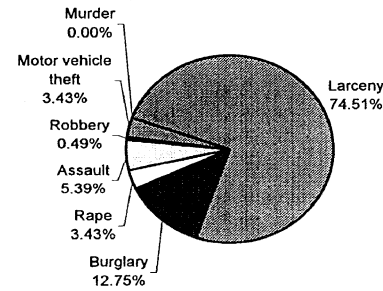
Traffic Crash Casualties



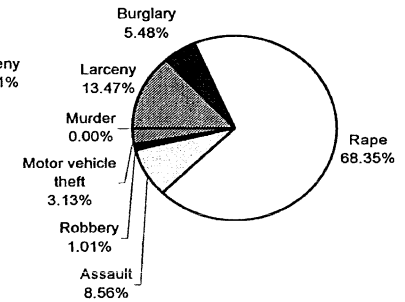
Traffic Crash Costs



Index Crimes



Index Crime Costs



Costs of Traffic Crashes in Antrim County (1997 dollars)						
	Fatal	Serious Injury	Moderate Injury	Minor Injury	Property Damage Only	Total
Medical Care	89,016	698,560	309,663	227,661	73,372	1,398,272
Future Earnings (Loss Wages)	4,212,608	942,520	630,666	430,236	344,201	6,560,231
Public Services	5,100	12,560	16,524	14,763	31,291	80,238
Property Damage & Loss	47,640	187,320	322,380	333,888	1,356,303	2,247,531
Subtotal (Monetary Cost)	4,354,368	1,841,000	1,279,233	1,006,437	1,804,088	10,285,126
Quality of Life	8,374,640	4,559,680	2,070,846	1,181,817	263,276	16,450,259
Total (Comprehensive Cost)	12,729,008	6,400,640	3,350,079	2,188,254	2,067,364	26,735,345

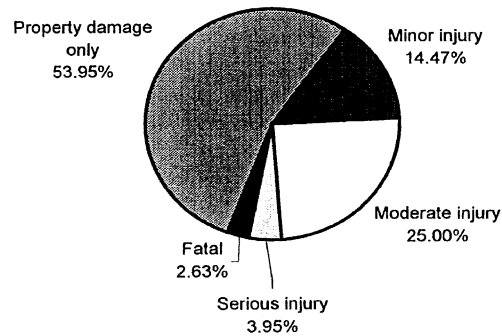
Costs of Index Crimes in Antrim County (1997 dollars)								
	Murder	Rape	Assault	Robbery	Larceny	Burglary	Motor Vehicle Theft	Total
Medical Care	0	9,709	8,250	994	0	0	0	18,953
Future Earnings (Loss Wages)	0	27,755	14,212	1,868	2,888	624	490	47,837
Public Services	0	3,913	2,651	330	58,064	8,710	1,666	75,334
Property Damage & Loss	0	784	638	965	120,080	56,290	37,989	216,746
Subtotal (Monetary Cost)	0	42,161	25,751	4,158	181,032	65,624	40,145	358,871
Quality of Life	0	876,659	89,254	9,420	0	8,086	1,981	985,400
Total (Comprehensive Cost)	0	918,813	115,016	13,578	181,032	73,684	42,126	1,344,249

Antrim County 1998

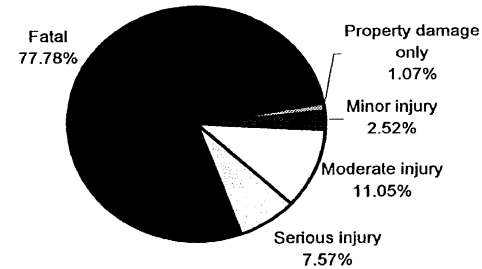
Alcohol-Involved Crashes

Traffic Crash Casualty Severity	Traffic Crash Casualties	Traffic Crash Costs
Property damage only	41	\$94,669
Minor injury	11	\$222,057
Moderate injury	19	\$974,396
Serious injury	3	\$667,407
Fatal	2	\$6,856,616
Total		\$8,815,145
Average cost of traffic crash casualty		\$115,989

Traffic Crash Casualties



Traffic Crash Costs



Costs of Alcohol-Involved Traffic Crashes in Antrim County (1997 dollars)

	Fatal	Serious Injury	Moderate Injury	Minor Injury	Property Damage Only	Total
Medical Care	44,508	69,885	81,396	21,604	5,658	223,051
Future Earnings (Loss Wages)	2,426,776	108,639	195,453	45,782	18,655	2,795,305
Public Services	2,550	1,083	4,199	1,485	1,271	10,588
Property Damage & Loss	23,820	14,958	78,185	33,638	53,300	203,901
Subtotal (Monetary Cost)	2,497,654	194,568	359,233	102,509	78,925	3,232,889
Quality of Life	4,358,962	472,839	615,144	119,548	15,744	5,582,237
Total (Comprehensive Cost)	6,856,616	667,407	974,396	222,057	94,669	8,815,145

Arenac County 1998


Traffic Crash Casualty Severity	Traffic Crash Casualties	Traffic Crash Costs
Property damage only	1147	\$2,197,652
Minor injury	143	\$2,819,102
Moderate injury	86	\$3,556,874
Serious injury	57	\$9,120,912
Fatal	6	\$19,093,512
Total		\$36,788,052

Average cost of traffic crash casualty \$25,565

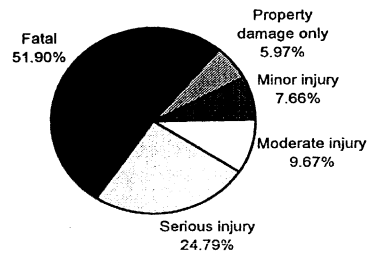
Index Crime Category	Number of Index Crimes	Index Crime Costs
Larceny	220	\$262,020
Burglary	121	\$342,914
Rape	18	\$2,362,662
Assault	40	\$418,240
Robbery	1	\$13,578
Motor vehicle theft	17	\$102,306
Murder	0	\$0
Total		\$3,501,720

Average cost of reported index crime \$8,397

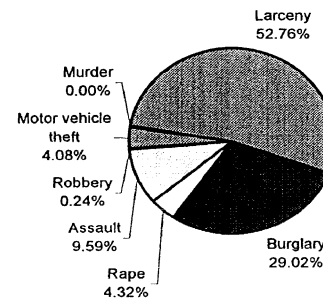
Traffic Crash Casualties



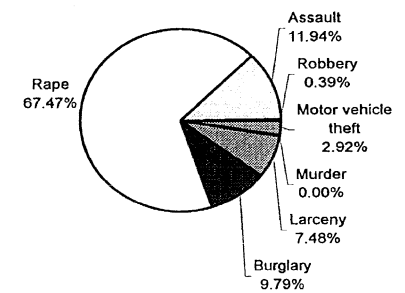
Traffic Crash Costs



Index Crimes



Index Crime Costs



Costs of Traffic Crashes in Arenac County (1997 dollars)						
	Fatal	Serious Injury	Moderate Injury	Minor Injury	Property Damage Only	Total
Medical Care	133,524	995,448	328,778	293,293	77,996	1,829,039
Future Earnings (Loss Wages)	6,318,912	1,343,091	669,596	554,268	365,893	9,251,760
Public Services	7,650	17,898	17,544	19,019	33,263	95,374
Property Damage & Loss	71,460	266,931	342,280	430,144	1,441,779	2,552,594
Subtotal (Monetary Cost)	6,531,552	2,623,425	1,358,198	1,296,581	1,917,784	13,727,540
Quality of Life	12,561,960	6,497,544	2,198,676	1,522,521	279,868	23,060,569
Total (Comprehensive Cost)	19,093,512	9,120,912	3,556,874	2,819,102	2,197,652	36,788,052

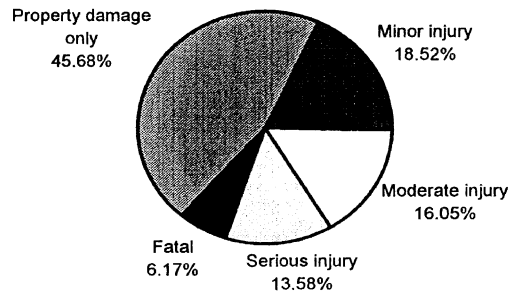
Costs of Index Crimes in Arenac County (1997 dollars)								
	Murder	Rape	Assault	Robbery	Larceny	Burglary	Motor Vehicle Theft	Total
Medical Care	0	24,966	30,000	994	0	0	0	55,960
Future Earnings (Loss Wages)	0	71,370	51,680	1,868	4,180	2,904	1,190	133,192
Public Services	0	10,062	9,640	330	84,040	40,535	4,046	148,653
Property Damage & Loss	0	2,016	2,320	965	173,800	261,965	92,259	533,325
Subtotal (Monetary Cost)	0	108,414	93,640	4,158	262,020	305,404	97,495	871,131
Quality of Life	0	2,254,266	324,560	9,420	0	37,631	4,811	2,630,688
Total (Comprehensive Cost)	0	2,362,662	418,240	13,578	262,020	342,914	102,306	3,501,720

Arenac County 1998

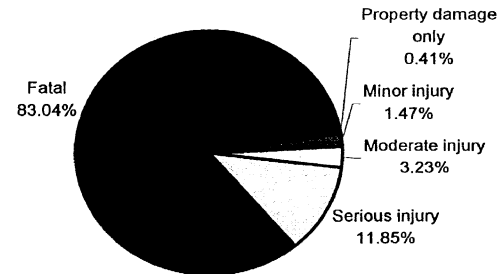
Alcohol-Involved Crashes

Traffic Crash Casualty Severity	Traffic Crash Casualties	Traffic Crash Costs
Property damage only	37	\$85,433
Minor injury	15	\$302,805
Moderate injury	13	\$666,692
Serious injury	11	\$2,447,159
Fatal	5	\$17,141,540
Total		\$20,643,629
Average cost of traffic crash casualty		\$254,860

Traffic Crash Casualties



Traffic Crash Costs



35

Costs of Alcohol-Involved Traffic Crashes in Arenac County (1997 dollars)

	Fatal	Serious Injury	Moderate Injury	Minor Injury	Property Damage Only	Total
Medical Care	111,270	256,245	55,692	29,460	5,106	457,773
Future Earnings (Loss Wages)	6,066,940	398,343	133,731	62,430	16,835	6,678,279
Public Services	6,375	3,971	2,873	2,025	1,147	16,391
Property Damage & Loss	59,550	54,846	53,495	45,870	48,100	261,861
Subtotal (Monetary Cost)	6,244,135	713,416	245,791	139,785	71,225	7,414,352
Quality of Life	10,897,405	1,733,743	420,888	163,020	14,208	13,229,264
Total (Comprehensive Cost)	17,141,540	2,447,159	666,692	302,805	85,433	20,643,629

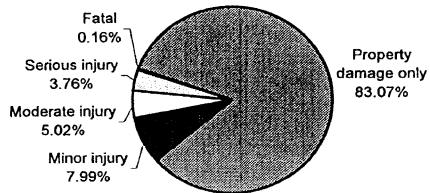
Baraga County 1998

Traffic Crash Casualty Severity	Traffic Crash Casualties	Traffic Crash Costs
Property damage only	530	\$1,015,480
Minor injury	51	\$1,005,414
Moderate injury	32	\$1,323,488
Serious injury	24	\$3,840,384
Fatal	1	\$3,182,252
Total		\$10,367,018
Average cost of traffic crash casualty		\$16,249

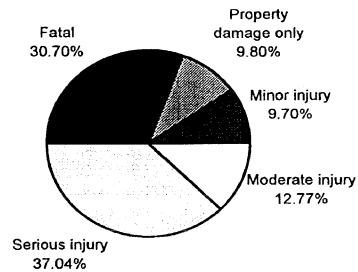
Index Crime Category	Number of Index Crimes	Index Crime Costs
Larceny	39	\$46,449
Burglary	30	\$85,020
Rape	3	\$393,777
Assault	12	\$125,472
Robbery	0	\$0
Motor vehicle theft	4	\$24,072
Murder	0	\$0
Total		\$674,790
Average cost of reported index crime		\$7,668

37

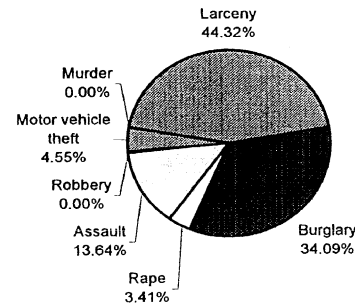
Traffic Crash Casualties



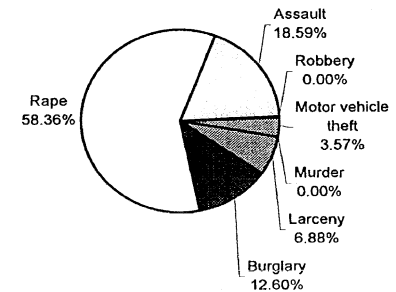
Traffic Crash Costs



Index Crimes



Index Crime Costs



Costs of Traffic Crashes in Baraga County (1997 dollars)						
	Fatal	Serious Injury	Moderate Injury	Minor Injury	Property Damage Only	Total
Medical Care	22,254	419,136	122,336	104,601	36,040	704,367
Future Earnings (Loss Wages)	1,053,152	565,512	249,152	197,676	169,070	2,234,562
Public Services	1,275	7,536	6,528	6,783	15,370	37,492
Property Damage & Loss	11,910	112,392	127,360	153,408	666,210	1,071,280
Subtotal (Monetary Cost)	1,088,592	1,104,600	505,376	462,417	886,160	4,047,145
Quality of Life	2,093,660	2,735,808	818,112	542,997	129,320	6,319,897
Total (Comprehensive Cost)	3,182,252	3,840,384	1,323,488	1,005,414	1,015,480	10,367,018

Costs of Index Crimes in Baraga County (1997 dollars)								
	Murder	Rape	Assault	Robbery	Larceny	Burglary	Motor Vehicle Theft	Total
Medical Care	0	4,161	9,000	0	0	0	0	13,161
Future Earnings (Loss Wages)	0	11,895	15,504	0	741	720	280	29,140
Public Services	0	1,677	2,892	0	14,898	10,050	952	30,469
Property Damage & Loss	0	336	696	0	30,810	64,950	21,708	118,500
Subtotal (Monetary Cost)	0	18,069	28,092	0	46,449	75,720	22,940	191,270
Quality of Life	0	375,711	97,368	0	0	9,330	1,132	483,541
Total (Comprehensive Cost)	0	393,777	125,472	0	46,449	85,020	24,072	674,790

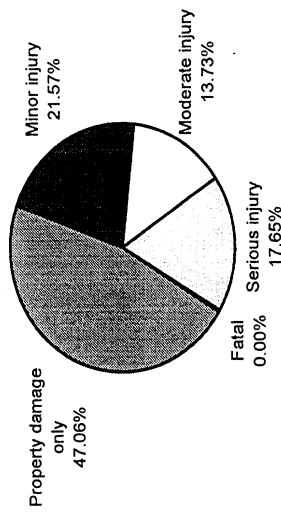
Baraga County 1998

Alcohol-Involved Crashes

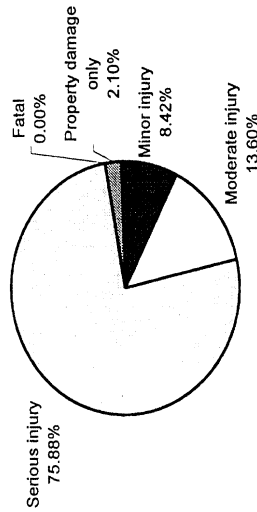
Traffic Crash Casualty Severity	Traffic Crash Casualties	Traffic Crash Costs
Property damage only	24	\$55,416
Minor injury	11	\$222,057
Moderate injury	7	\$358,988
Serious injury	9	\$2,002,221
Fatal	0	\$0
Total		\$2,638,682

Average cost of traffic crash casualty \$51,739

Traffic Crash Casualties



Traffic Crash Costs



Costs of Alcohol-Involved Traffic Crashes in Baraga County (1997 dollars)

	Fatal	Serious Injury	Moderate Injury	Minor Injury	Property Damage Only	Total
Medical Care	0	209,655	29,988	21,604	3,312	264,559
Future Earnings (Loss Wages)	0	325,917	72,009	45,782	10,920	454,628
Public Services	0	3,249	1,547	1,485	744	7,025
Property Damage & Loss	0	44,874	28,805	33,638	31,200	138,517
Subtotal (Monetary Cost)	0	583,704	132,349	102,509	46,200	864,762
Quality of Life	0	1,418,517	226,632	119,548	9,216	1,773,913
Total (Comprehensive Cost)	0	2,002,221	358,988	222,057	55,416	2,638,682

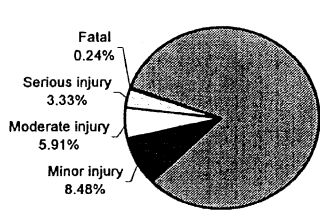
Barry County 1998

Traffic Crash Casualty Severity	Traffic Crash Casualties	Traffic Crash Costs
Property damage only	2708	\$5,188,528
Minor injury	280	\$5,519,920
Moderate injury	195	\$8,065,005
Serious injury	110	\$17,601,760
Fatal	8	\$25,458,016
Total		\$61,833,229
Average cost of traffic crash casualty		\$18,732

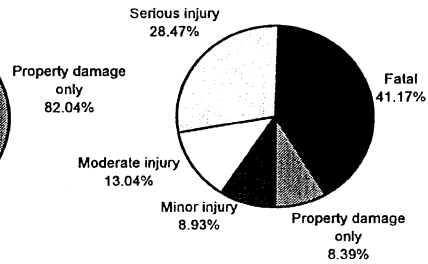
Index Crime Category	Number of Index Crimes	Index Crime Costs
Larceny	544	\$647,904
Burglary	204	\$578,136
Rape	31	\$4,069,029
Assault	83	\$867,848
Robbery	3	\$40,734
Motor vehicle theft	50	\$300,900
Murder	0	\$0
Total		\$6,504,551
Average cost of reported index crime		\$7,109

17

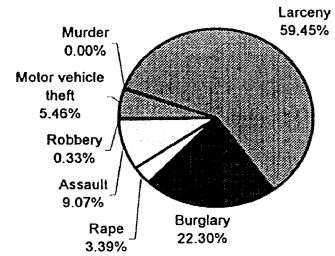
Traffic Crash Casualties



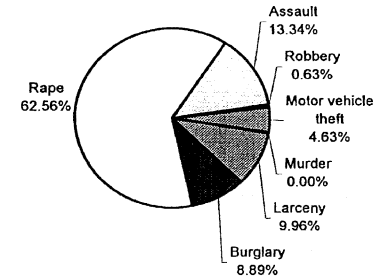
Traffic Crash Costs



Index Crimes



Index Crime Costs



Costs of Traffic Crashes in Barry County (1997 dollars)

	Fatal	Serious Injury	Moderate Injury	Minor Injury	Property Damage Only	Total
Medical Care	178,032	1,921,040	745,485	574,280	184,144	3,602,981
Future Earnings (Loss Wages)	8,425,216	2,591,930	1,518,270	1,085,280	863,852	14,484,548
Public Services	10,200	34,540	39,780	37,240	78,532	200,292
Property Damage & Loss	95,280	515,130	776,100	842,240	3,403,956	5,632,706
Subtotal (Monetary Cost)	8,708,736	5,062,750	3,079,635	2,538,760	4,527,776	23,917,657
Quality of Life	16,749,280	12,539,120	4,985,370	2,981,160	660,752	37,915,682
Total (Comprehensive Cost)	25,458,016	17,601,760	8,065,005	5,519,920	5,188,528	61,833,229

Costs of Index Crimes in Barry County (1997 dollars)

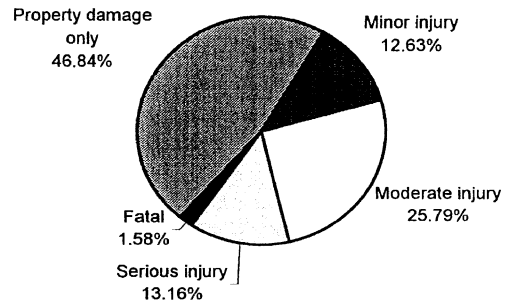
	Murder	Rape	Assault	Robbery	Larceny	Burglary	Motor Vehicle Theft	Total
Medical Care	0	42,997	62,250	2,982	0	0	0	108,229
Future Earnings (Loss Wages)	0	122,915	107,236	5,604	10,336	4,896	3,500	254,487
Public Services	0	17,329	20,003	990	207,808	68,340	11,900	326,370
Property Damage & Loss	0	3,472	4,814	2,895	429,760	441,660	271,350	1,153,951
Subtotal (Monetary Cost)	0	186,713	194,303	12,474	647,904	514,896	286,750	1,843,040
Quality of Life	0	3,882,347	673,462	28,260	0	63,444	14,150	4,661,663
Total (Comprehensive Cost)	0	4,069,029	867,848	40,734	647,904	578,136	300,900	6,504,551

Barry County 1998

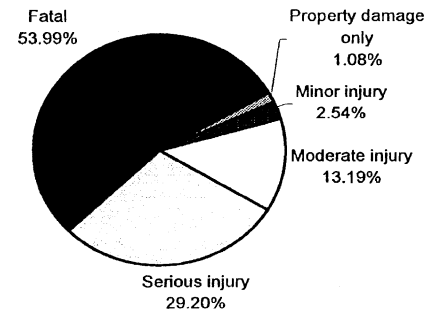
Alcohol-Involved Crashes

Traffic Crash Casualty Severity	Traffic Crash Casualties	Traffic Crash Costs
Property damage only	89	\$205,501
Minor injury	24	\$484,488
Moderate injury	49	\$2,512,916
Serious injury	25	\$5,561,725
Fatal	3	\$10,284,924
Total		\$19,049,554
Average cost of traffic crash casualty		\$100,261

Traffic Crash Casualties



Traffic Crash Costs



43

Costs of Alcohol-Involved Traffic Crashes in Barry County (1997 dollars)

	Fatal	Serious Injury	Moderate Injury	Minor Injury	Property Damage Only	Total
Medical Care	66,762	582,375	209,916	47,136	12,282	918,471
Future Earnings (Loss Wages)	3,640,164	905,325	504,063	99,888	40,495	5,189,935
Public Services	3,825	9,025	10,829	3,240	2,759	29,678
Property Damage & Loss	35,730	124,650	201,635	73,392	115,700	551,107
Subtotal (Monetary Cost)	3,746,481	1,621,400	926,443	223,656	171,325	6,689,305
Quality of Life	6,538,443	3,940,325	1,586,424	260,832	34,176	12,360,200
Total (Comprehensive Cost)	10,284,924	5,561,725	2,512,916	484,488	205,501	19,049,554

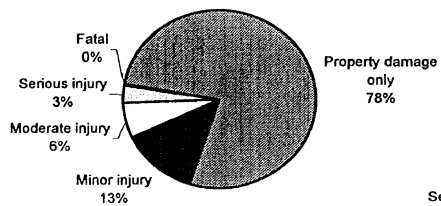
Bay County 1998

Traffic Crash Casualty Severity	Traffic Crash Casualties	Traffic Crash Costs
Property damage only	5347	\$10,244,852
Minor injury	915	\$18,038,310
Moderate injury	431	\$17,825,729
Serious injury	221	\$35,363,536
Fatal	17	\$54,098,284
Total		\$135,570,711
Average cost of traffic crash casualty		\$19,560

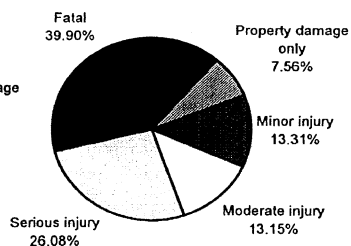
Index Crime Category	Number of Index Crimes	Index Crime Costs
Larceny	2463	\$2,933,433
Burglary	772	\$2,187,848
Rape	66	\$8,663,094
Assault	239	\$2,498,984
Robbery	46	\$624,588
Motor vehicle theft	183	\$1,101,294
Murder	2	\$6,407,384
Total		\$24,416,625
Average cost of reported index crime		\$6,475

45

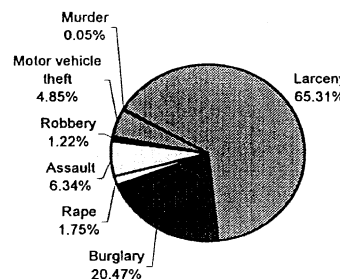
Traffic Crash Casualties



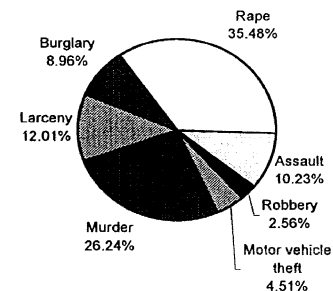
Traffic Crash Costs



Index Crimes



Index Crime Costs



Costs of Traffic Crashes in Bay County (1997 dollars)						
	Fatal	Serious Injury	Moderate Injury	Minor Injury	Property Damage Only	Total
Medical Care	378,318	3,859,544	1,647,713	1,876,665	363,596	8,125,836
Future Earnings (Loss Wages)	17,903,584	5,207,423	3,355,766	3,546,540	1,705,693	31,719,006
Public Services	21,675	69,394	87,924	121,695	155,063	455,751
Property Damage & Loss	202,470	1,034,943	1,715,380	2,752,320	6,721,179	12,426,292
Subtotal (Monetary Cost)	18,506,064	10,171,525	6,806,783	8,296,305	8,940,184	52,720,861
Quality of Life	35,592,220	25,192,232	11,018,946	9,742,005	1,304,668	82,850,071
Total (Comprehensive Cost)	54,098,284	35,363,536	17,825,729	18,038,310	10,244,852	135,570,711

Costs of Index Crimes in Bay County (1997 dollars)								
	Murder	Rape	Assault	Robbery	Larceny	Burglary	Motor Vehicle Theft	Total
Medical Care	45,182	91,542	179,250	45,724	0	0	0	361,698
Future Earnings (Loss Wages)	2,292,264	261,690	308,788	85,928	46,797	18,528	12,810	3,026,805
Public Services	4,318	36,894	57,599	15,180	940,866	258,620	43,554	1,357,031
Property Damage & Loss	2,648	7,392	13,862	44,390	1,945,770	1,671,380	993,141	4,678,583
Subtotal (Monetary Cost)	2,344,410	397,518	559,499	191,268	2,933,433	1,948,528	1,049,505	9,424,161
Quality of Life	4,062,972	8,265,642	1,939,246	433,320	0	240,092	51,789	14,993,061
Total (Comprehensive Cost)	6,407,384	8,663,094	2,498,984	624,588	2,933,433	2,187,848	1,101,294	24,416,625

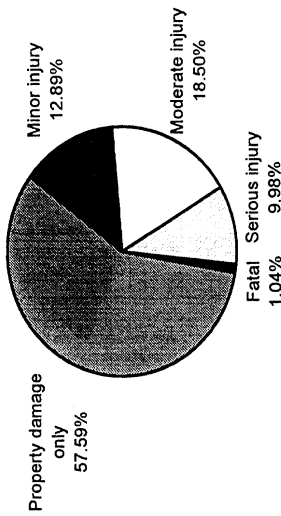
Bay County 1998

Alcohol-Involved Crashes

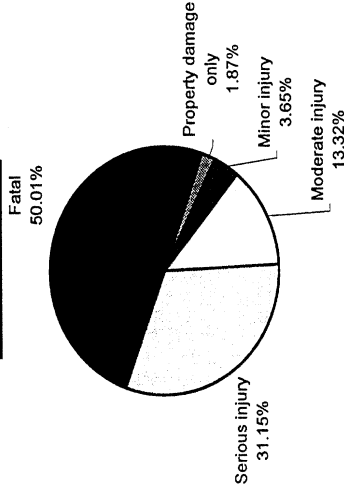
Traffic Crash Casualty Severity	Traffic Crash Casualties	Traffic Crash Costs
Property damage only	277	\$639,593
Minor injury	62	\$1,251,594
Moderate injury	89	\$4,564,276
Serious injury	48	\$10,678,512
Fatal	5	\$17,141,540
Total		\$34,275,515

Average cost of traffic crash casualty \$71,259

Traffic Crash Casualties



Traffic Crash Costs



Costs of Alcohol-Involved Traffic Crashes in Bay County (1997 dollars)

	Fatal	Serious Injury	Moderate Injury	Minor Injury	Property Damage Only	Total
Medical Care	111,270	1,118,160	381,276	121,768	38,226	1,770,700
Future Earnings (Loss Wages)	6,066,940	1,738,224	915,543	258,044	126,035	9,104,786
Public Services	6,375	17,328	19,669	8,370	8,587	60,329
Property Damage & Loss	59,550	239,328	366,235	189,596	360,100	1,214,809
Subtotal (Monetary Cost)	6,244,135	3,113,088	1,682,723	577,778	533,225	12,150,949
Quality of Life	10,897,405	7,565,424	2,881,464	673,816	106,368	22,124,477
Total (Comprehensive Cost)	17,141,540	10,678,512	4,564,276	1,251,594	639,593	34,275,515

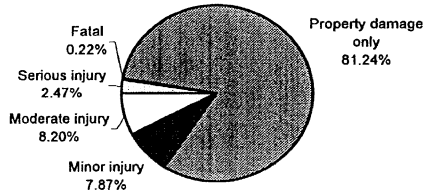
Benzie County 1998

Traffic Crash Casualty Severity	Traffic Crash Casualties	Traffic Crash Costs
Property damage only	723	\$1,385,268
Minor injury	70	\$1,379,980
Moderate injury	73	\$3,019,207
Serious injury	22	\$3,520,352
Fatal	2	\$6,364,504
Total		\$15,669,311
Average cost of traffic crash casualty		\$17,606

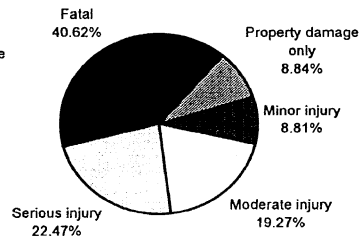
Index Crime Category	Number of Index Crimes	Index Crime Costs
Larceny	187	\$222,717
Burglary	49	\$138,866
Rape	6	\$787,554
Assault	9	\$94,104
Robbery	0	\$0
Motor vehicle theft	6	\$36,108
Murder	0	\$0
Total		\$1,279,349
Average cost of reported index crime		\$4,978

67

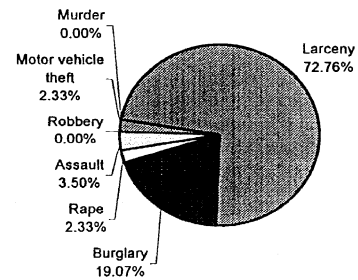
Traffic Crash Casualties



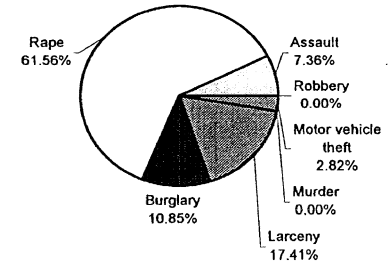
Traffic Crash Costs



Index Crimes



Index Crime Costs



Costs of Traffic Crashes in Benzie County (1997 dollars)						
	Fatal	Serious Injury	Moderate Injury	Minor Injury	Property Damage Only	Total
Medical Care	44,508	384,208	279,079	143,570	49,164	900,529
Future Earnings (Loss Wages)	2,106,304	518,386	568,378	271,320	230,637	3,695,025
Public Services	2,550	6,908	14,892	9,310	20,967	54,627
Property Damage & Loss	23,820	103,026	290,540	210,560	908,811	1,536,757
Subtotal (Monetary Cost)	2,177,184	1,012,550	1,152,889	634,690	1,208,856	6,186,169
Quality of Life	4,187,320	2,507,824	1,866,318	745,290	176,412	9,483,164
Total (Comprehensive Cost)	6,364,504	3,520,352	3,019,207	1,379,980	1,385,268	15,669,311

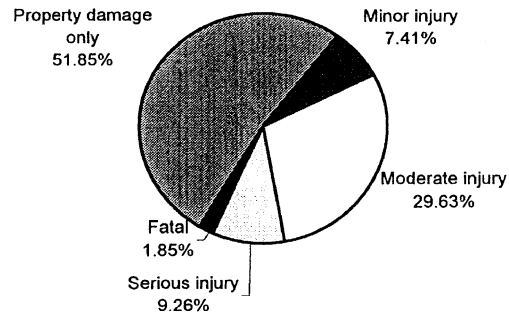
Costs of Index Crimes in Benzie County (1997 dollars)								
	Murder	Rape	Assault	Robbery	Larceny	Burglary	Motor Vehicle Theft	Total
Medical Care	0	8,322	6,750	0	0	0	0	15,072
Future Earnings (Loss Wages)	0	23,790	11,628	0	3,553	1,176	420	40,567
Public Services	0	3,354	2,169	0	71,434	16,415	1,428	94,800
Property Damage & Loss	0	672	522	0	147,730	106,085	32,562	287,571
Subtotal (Monetary Cost)	0	36,138	21,069	0	222,717	123,676	34,410	438,010
Quality of Life	0	751,422	73,026	0	0	15,239	1,698	841,385
Total (Comprehensive Cost)	0	787,564	94,104	0	222,717	138,866	36,108	1,279,349

Benzie County 1998

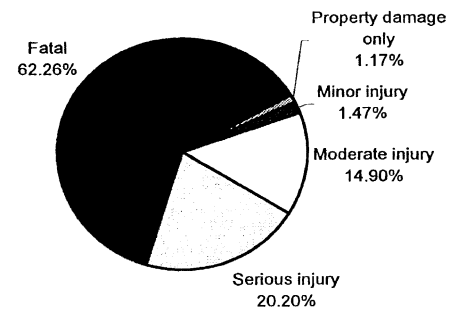
Alcohol-Involved Crashes

Traffic Crash Casualty Severity	Traffic Crash Casualties	Traffic Crash Costs
Property damage only	28	\$64,652
Minor injury	4	\$80,748
Moderate injury	16	\$820,544
Serious injury	5	\$1,112,345
Fatal	1	\$3,428,308
Total		\$5,506,597
Average cost of traffic crash casualty		\$101,974

Traffic Crash Casualties



Traffic Crash Costs



51

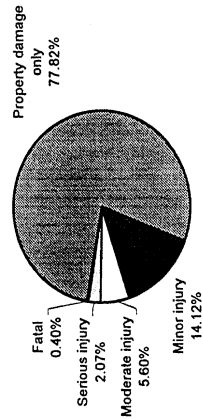
Costs of Alcohol-Involved Traffic Crashes in Benzie County (1997 dollars)

	Fatal	Serious Injury	Moderate Injury	Minor Injury	Property Damage Only	Total
Medical Care	22,254	116,475	68,544	7,856	3,864	218,993
Future Earnings (Loss Wages)	1,213,388	181,065	164,592	16,648	12,740	1,588,433
Public Services	1,275	1,805	3,536	540	868	8,024
Property Damage & Loss	11,910	24,930	65,840	12,232	36,400	151,312
Subtotal (Monetary Cost)	1,248,827	324,280	302,512	37,276	53,900	1,966,795
Quality of Life	2,179,481	788,065	518,016	43,472	10,752	3,539,786
Total (Comprehensive Cost)	3,428,308	1,112,345	820,544	80,748	64,652	5,506,597

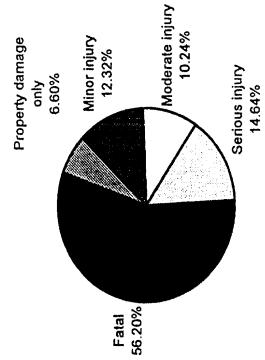
Berrien County 1998

Traffic Crash Severity	Traffic Crash Casualties	Traffic Crash Costs
Property damage only	7607	\$14,575,012
Minor injury	1380	\$27,205,320
Moderate injury	547	\$22,623,373
Serious injury	202	\$32,323,232
Fatal	39	\$124,107,828
Total		\$220,834,765
Average cost of traffic crash casualty		\$22,592

Traffic Crash Casualties

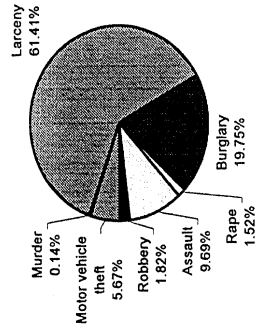


Traffic Crash Costs

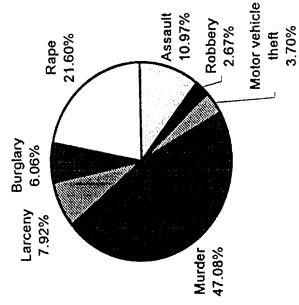


Index Crime Category	Number of Index Crimes	Index Crime Costs
Larceny	4525	\$5,389,275
Burglary	1455	\$4,123,470
Rape	112	\$14,701,008
Assault	714	\$7,465,584
Robbery	134	\$1,819,452
Motor vehicle theft	418	\$2,515,524
Murder	10	\$32,036,920
Total		\$68,051,233
Average cost of reported index crime		\$9,236

Index Crimes



Index Crime Costs



Costs of Traffic Crashes in Berrien County (1997 dollars)

	Fatal	Serious Injury	Moderate Injury	Minor Injury	Property Damage Only	Total
Medical Care	867,906	3,527,728	2,091,181	2,830,380	517,276	9,834,471
Future Earnings (Loss Wages)	41,072,928	4,759,726	4,258,942	5,348,880	2,426,633	57,867,109
Public Services	49,725	63,428	111,588	183,540	220,603	628,884
Property Damage & Loss	464,490	945,966	2,177,060	4,151,040	9,561,999	17,300,555
Subtotal (Monetary Cost)	42,455,088	9,297,050	8,638,771	12,512,460	12,718,904	85,622,273
Quality of Life	81,652,740	23,026,384	13,984,602	14,692,860	1,856,108	135,212,694
Total (Comprehensive Cost)	124,107,828	32,323,232	22,623,373	27,205,320	14,575,012	220,834,765

Costs of Index Crimes in Berrien County (1997 dollars)

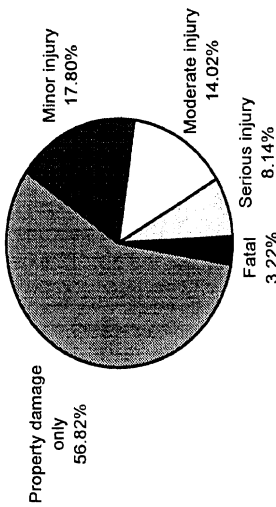
	Murder	Rape	Assault	Robbery	Larceny	Burglary	Motor Vehicle Theft	Total
Medical Care	225,910	155,344	535,500	133,196	0	0	0	1,049,950
Future Earnings (Loss Wages)	11,461,320	444,080	922,488	250,312	85,975	34,920	29,260	13,228,355
Public Services	21,590	62,608	172,074	44,220	1,728,550	487,425	99,484	2,615,951
Property Damage & Loss	13,240	12,544	41,412	129,310	3,574,750	3,150,075	2,268,486	9,189,817
Subtotal (Monetary Cost)	11,722,050	674,576	1,671,474	557,172	5,389,275	3,672,420	2,397,230	26,084,197
Quality of Life	20,314,860	14,026,544	5,793,396	1,262,280	0	452,505	118,294	41,967,879
Total (Comprehensive Cost)	32,036,920	14,701,008	7,465,584	1,819,452	5,389,275	4,123,470	2,515,524	68,051,233

Berrien County 1998

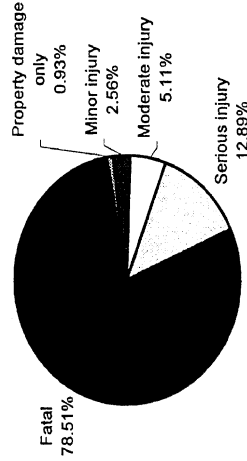
Alcohol-Involved Crashes

Traffic Crash Casualty Severity	Traffic Crash Casualties	Traffic Crash Costs
Property damage only	300	\$692,700
Minor injury	94	\$1,897,578
Moderate injury	74	\$3,795,016
Serious injury	43	\$9,566,167
Fatal	17	\$58,281,236
Total		\$74,232,697
Average cost of traffic crash casualty		\$140,592

Traffic Crash Casualties



Traffic Crash Costs



Costs of Alcohol-Involved Traffic Crashes in Berrien County (1997 dollars)

	Fatal	Serious Injury	Moderate Injury	Minor Injury	Property Damage Only	Total
Medical Care	378,318	1,001,685	317,016	184,616	41,400	1,923,035
Future Earnings (Loss Wages)	20,627,596	1,557,159	761,238	391,228	136,500	23,473,721
Public Services	21,675	15,523	16,354	12,690	9,300	75,542
Property Damage & Loss	202,470	214,398	304,510	287,452	390,000	1,398,830
Subtotal (Monetary Cost)	21,230,059	2,788,808	1,399,118	875,986	577,500	26,871,471
Quality of Life	37,051,177	6,777,359	2,395,824	1,021,592	115,200	47,361,152
Total (Comprehensive Cost)	58,281,236	9,566,167	3,795,016	1,897,578	692,700	74,232,697

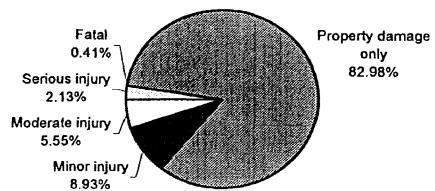
Branch County 1998

Traffic Crash Casualty Severity	Traffic Crash Casualties	Traffic Crash Costs
Property damage only	2453	\$4,699,948
Minor injury	264	\$5,204,496
Moderate injury	164	\$6,782,876
Serious injury	63	\$10,081,008
Fatal	12	\$38,187,024
Total		\$64,955,352
Average cost of traffic crash casualty		\$21,974

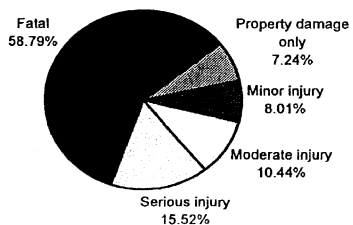
Index Crime Category	Number of Index Crimes	Index Crime Costs
Larceny	735	\$875,385
Burglary	218	\$617,812
Rape	31	\$4,069,029
Assault	80	\$836,480
Robbery	7	\$95,046
Motor vehicle theft	68	\$409,224
Murder	0	\$0
Total		\$6,902,976
Average cost of reported index crime		\$6,061

57

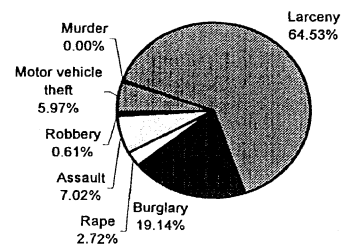
Traffic Crash Casualties



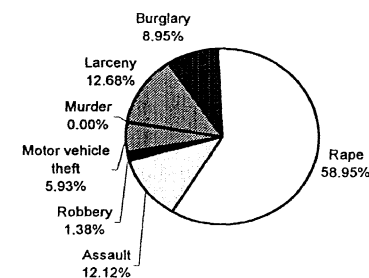
Traffic Crash Costs



Index Crimes



Index Crime Costs



Costs of Traffic Crashes in Branch County (1997 dollars)						
	Fatal	Serious Injury	Moderate Injury	Minor Injury	Property Damage Only	Total
Medical Care	267,048	1,100,232	626,972	541,464	166,804	2,702,520
Future Earnings (Loss Wages)	12,637,824	1,484,469	1,276,904	1,023,264	782,507	17,204,968
Public Services	15,300	19,782	33,456	35,112	71,137	174,787
Property Damage & Loss	142,920	295,029	652,720	794,112	3,083,421	4,968,202
Subtotal (Monetary Cost)	13,063,104	2,899,575	2,590,052	2,393,688	4,101,416	25,047,835
Quality of Life	25,123,920	7,181,496	4,192,824	2,810,808	598,532	39,907,580
Total (Comprehensive Cost)	38,187,024	10,081,008	6,782,876	5,204,496	4,699,948	64,955,352

Costs of Index Crimes in Branch County (1997 dollars)								
	Murder	Rape	Assault	Robbery	Larceny	Burglary	Motor Vehicle Theft	Total
Medical Care	0	42,997	60,000	6,958	0	0	0	109,955
Future Earnings (Loss Wages)	0	122,915	103,360	13,076	13,965	5,232	4,760	263,308
Public Services	0	17,329	19,280	2,310	280,770	73,030	16,184	408,903
Property Damage & Loss	0	3,472	4,640	6,755	580,650	471,970	369,036	1,436,523
Subtotal (Monetary Cost)	0	186,713	187,280	29,106	875,385	550,232	389,980	2,218,696
Quality of Life	0	3,882,347	649,120	65,940	0	67,798	19,244	4,684,449
Total (Comprehensive Cost)	0	4,069,029	836,480	95,046	875,385	617,812	409,224	6,902,976

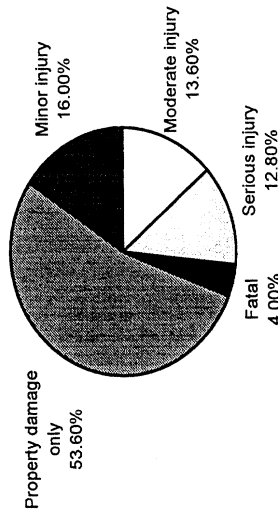
Branch County 1998

Alcohol-Involved Crashes

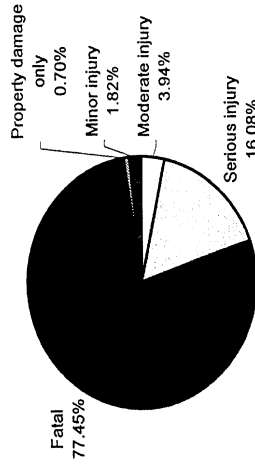
Traffic Crash Casualty Severity	Traffic Crash Casualties	Traffic Crash Costs
Property damage only	67	\$154,703
Minor injury	20	\$403,740
Moderate injury	17	\$871,828
Serious injury	16	\$3,559,504
Fatal	5	\$17,141,540
Total		\$22,131,315

Average cost of traffic crash casualty \$177,051

Traffic Crash Casualties



Traffic Crash Costs



Costs of Alcohol-Involved Traffic Crashes in Branch County (1997 dollars)

	Fatal	Serious Injury	Moderate Injury	Minor Injury	Property Damage Only	Total
Medical Care	111,270	372,720	72,828	39,280	9,246	605,344
Future Earnings (Loss Wages)	6,066,940	579,408	174,879	83,240	30,485	6,934,952
Public Services	6,375	5,776	3,757	2,700	2,077	20,685
Property Damage & Loss	59,550	79,776	69,955	61,160	87,100	357,541
Subtotal (Monetary Cost)	6,244,135	1,037,696	321,419	186,380	128,975	7,918,605
Quality of Life	10,897,405	2,521,808	550,392	217,360	25,728	14,212,693
Total (Comprehensive Cost)	17,141,540	3,559,504	871,828	403,740	154,703	22,131,315


Calhoun County 1998

Traffic Crash Casualty Severity	Traffic Crash Casualties	Traffic Crash Costs
Property damage only	7911	\$15,157,476
Minor injury	974	\$19,201,436
Moderate injury	513	\$21,217,167
Serious injury	184	\$29,442,944
Fatal	23	\$73,191,796
Total		\$158,210,819
Average cost of traffic crash casualty		\$16,472

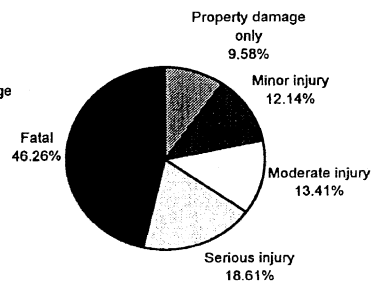
Index Crime Category	Number of Index Crimes	Index Crime Costs
Larceny	4533	\$5,398,803
Burglary	1634	\$4,630,756
Rape	110	\$14,438,490
Assault	921	\$9,629,976
Robbery	216	\$2,932,848
Motor vehicle theft	517	\$3,111,306
Murder	7	\$22,425,844
Total		\$62,568,023
Average cost of reported index crime		\$7,882

19

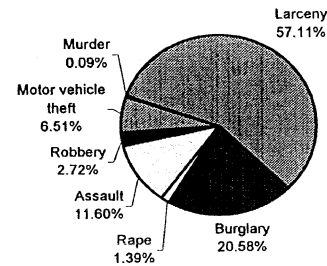
Traffic Crash Casualties



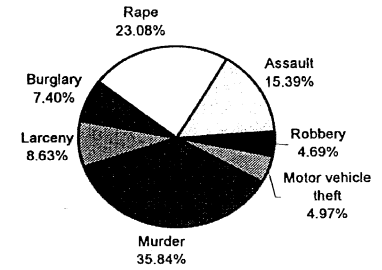
Traffic Crash Costs



Index Crimes



Index Crime Costs



Costs of Traffic Crashes in Calhoun County (1997 dollars)

	Fatal	Serious Injury	Moderate Injury	Minor Injury	Property Damage Only	Total
Medical Care	511,842	3,213,376	1,961,199	1,997,674	537,948	8,222,039
Future Earnings (Loss Wages)	24,222,496	4,335,592	3,994,218	3,775,224	2,523,609	38,851,139
Public Services	29,325	57,776	104,652	129,542	229,419	550,714
Property Damage & Loss	273,930	861,672	2,041,740	2,929,792	9,944,127	16,051,261
Subtotal (Monetary Cost)	25,037,616	8,468,600	8,101,809	8,831,258	13,227,192	63,666,475
Quality of Life	48,154,180	20,974,528	13,115,358	10,370,178	1,930,284	94,544,528
Total (Comprehensive Cost)	73,191,796	29,442,944	21,217,167	19,201,436	15,157,476	158,210,819

Costs of Index Crimes in Calhoun County (1997 dollars)

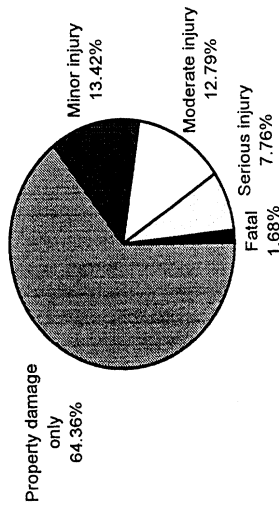
	Murder	Rape	Assault	Robbery	Larceny	Burglary	Motor Vehicle Theft	Total
Medical Care	158,137	152,570	690,750	214,704	0	0	0	1,216,161
Future Earnings (Loss Wages)	8,022,924	436,150	1,189,932	403,488	86,127	39,216	36,190	10,214,027
Public Services	15,113	61,490	221,961	71,280	1,731,606	547,390	123,046	2,771,886
Property Damage & Loss	9,268	12,320	53,418	208,440	3,581,070	3,537,610	2,805,759	10,207,885
Subtotal (Monetary Cost)	8,205,435	662,530	2,156,061	898,128	5,398,803	4,124,216	2,964,995	24,410,168
Quality of Life	14,220,402	13,776,070	7,472,994	2,034,720	0	508,174	146,311	38,158,671
Total (Comprehensive Cost)	22,425,844	14,438,490	9,629,976	2,932,848	5,398,803	4,630,756	3,111,306	62,568,023

Calhoun County 1998

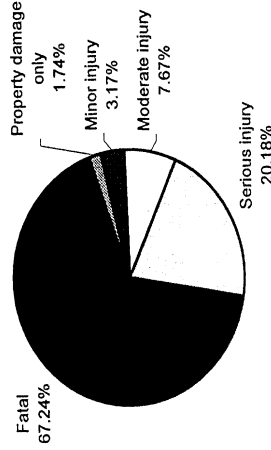
Alcohol-Involved Crashes

Traffic Crash Casualty Severity	Traffic Crash Casualties	Traffic Crash Costs
Property damage only	307	\$708,863
Minor injury	64	\$1,291,968
Moderate injury	61	\$3,128,324
Serious injury	37	\$8,231,353
Fatal	8	\$27,426,464
Total		\$40,786,972
Average cost of traffic crash casualty		\$85,507

Traffic Crash Casualties



Traffic Crash Costs



Costs of Alcohol-Involved Traffic Crashes in Calhoun County (1997 dollars)

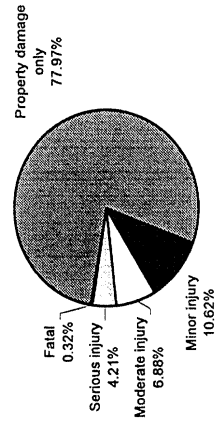
	Fatal	Serious Injury	Moderate Injury	Minor Injury	Property Damage Only	Total
Medical Care	178,032	861,915	261,324	125,696	42,366	1,469,333
Future Earnings (Loss Wages)	9,707,104	1,339,881	627,507	266,368	139,685	12,080,545
Public Services	10,200	13,357	13,481	8,640	9,517	55,195
Property Damage & Loss	95,280	184,482	251,015	195,712	399,100	1,125,589
Subtotal (Monetary Cost)	9,990,616	2,399,672	1,153,327	596,416	590,975	14,731,006
Quality of Life	17,435,848	5,831,681	1,974,936	695,552	117,888	26,055,905
Total (Comprehensive Cost)	27,426,464	8,231,353	3,128,324	1,291,968	708,863	40,786,972

Cass County 1998

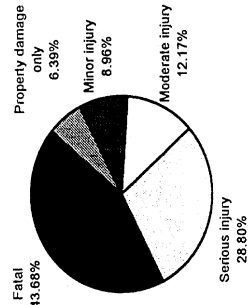
Traffic Crash Severity	Traffic Crash Casualties	Traffic Crash Costs
Property damage only	2187	\$4,190,292
Minor injury	298	\$5,874,772
Moderate injury	193	\$7,982,287
Serious injury	118	\$18,881,888
Fatal	9	\$28,640,268
Total		\$65,569,507

Average cost of traffic crash casualty \$23,376

Traffic Crash Casualties



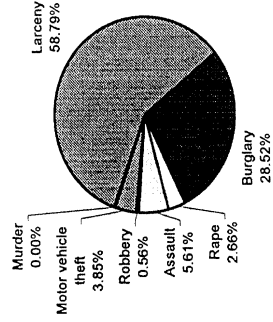
Traffic Crash Costs



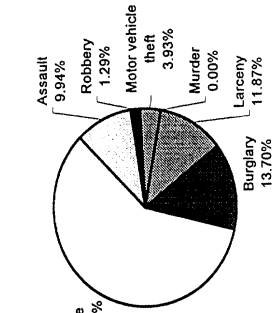
Index Crime Category	Number of Index Crimes	Index Crime Costs
Larceny	839	\$999,249
Burglary	407	\$1,153,438
Rape	38	\$4,987,842
Assault	80	\$836,480
Robbery	8	\$108,624
Motor vehicle theft	55	\$330,990
Murder	0	\$0
Total		\$8,416,623

Average cost of reported index crime \$5,898

Index Crimes



Index Crime Costs



Costs of Traffic Crashes in Cass County (1997 dollars)

	Fatal	Serious Injury	Moderate Injury	Minor Injury	Property Damage Only	Total
Medical Care	200,286	2,060,752	737,839	611,198	148,716	3,758,791
Future Earnings (Loss Wages)	9,478,368	2,780,434	1,502,698	1,155,048	697,653	15,614,201
Public Services	11,475	37,052	39,372	39,634	63,423	190,956
Property Damage & Loss	107,190	552,594	768,140	896,384	2,749,059	5,073,367
Subtotal (Monetary Cost)	9,797,328	5,430,950	3,048,049	2,701,966	3,656,664	24,634,957
Quality of Life	18,842,940	13,451,056	4,934,238	3,172,806	533,628	40,934,668
Total (Comprehensive Cost)	28,640,268	18,881,888	7,982,287	5,874,772	4,190,292	65,569,507

Costs of Index Crimes in Cass County (1997 dollars)

	Murder	Rape	Assault	Robbery	Larceny	Burglary	Motor Vehicle Theft	Total
Medical Care	0	52,706	60,000	7,952	0	0	0	120,658
Future Earnings (Loss Wages)	0	150,670	103,360	14,944	15,941	9,768	3,850	298,533
Public Services	0	21,242	19,280	2,640	320,498	136,345	13,090	513,095
Property Damage & Loss	0	4,256	4,640	7,720	662,810	881,155	298,485	1,859,066
Subtotal (Monetary Cost)	0	228,874	187,280	33,264	999,249	1,027,268	315,425	2,791,360
Quality of Life	0	4,759,006	649,120	75,360	0	126,577	15,565	5,625,628
Total (Comprehensive Cost)	0	4,987,842	836,480	108,624	999,249	1,153,438	330,990	8,416,623

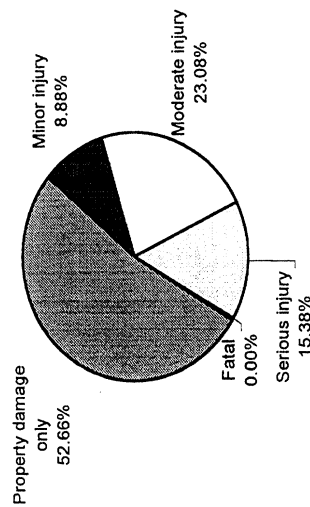
Cass County 1998

Alcohol-Involved Crashes

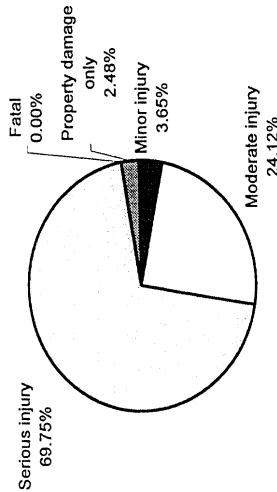
Traffic Crash Casualty Severity	Traffic Crash Casualties	Traffic Crash Costs
Property damage only	89	\$205,501
Minor injury	15	\$302,805
Moderate injury	39	\$2,000,076
Serious injury	26	\$5,784,194
Fatal	0	\$0
Total		\$8,292,576

Average cost of traffic crash casualty \$49,068

Traffic Crash Casualties



Traffic Crash Costs



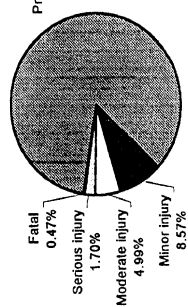
Costs of Alcohol-Involved Traffic Crashes in Cass County (1997 dollars)

	Fatal	Serious Injury	Moderate Injury	Minor Injury	Property Damage Only	Total
Medical Care	0	605,670	167,076	29,460	12,282	814,488
Future Earnings (Loss Wages)	0	941,538	401,193	62,430	40,495	1,445,656
Public Services	0	9,386	8,619	2,025	2,759	22,789
Property Damage & Loss	0	129,636	160,485	45,870	115,700	451,691
Subtotal (Monetary Cost)	0	1,686,256	737,373	139,785	171,325	2,734,739
Quality of Life	0	4,097,938	1,262,664	163,020	34,176	5,557,798
Total (Comprehensive Cost)	0	5,784,194	2,000,076	302,805	205,501	8,292,576

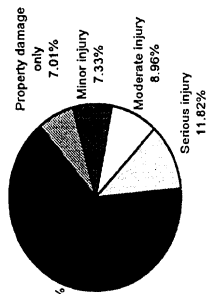
Charlevoix County 1998

Traffic Crash Severity	Traffic Crash Casualties	Traffic Crash Costs
Property damage only	1436	\$2,751,376
Minor injury	146	\$2,878,244
Moderate injury	85	\$3,515,515
Serious injury	29	\$4,640,464
Fatal	8	\$25,458,016
Total		\$39,243,615
Average cost of traffic crash casualty		\$23,030

Traffic Crash Casualties

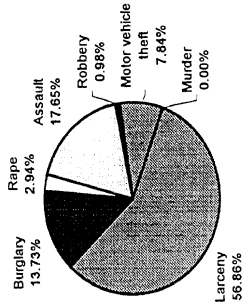


Traffic Crash Costs

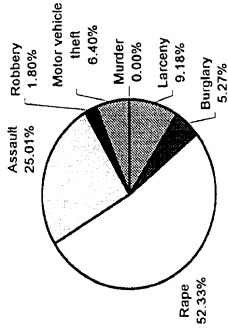


Index Crime Category	Number of Index Crimes	Index Crime Costs
Larceny	58	\$69,078
Burglary	14	\$39,676
Rape	3	\$393,777
Assault	18	\$188,208
Robbery	1	\$13,578
Motor vehicle theft	8	\$48,144
Murder	0	\$0
Total		\$752,461
Average cost of reported index crime		\$7,377

Index Crimes



Index Crime Costs



Costs of Traffic Crashes in Charlevoix County (1997 dollars)						
	Fatal	Serious Injury	Moderate Injury	Minor Injury	Property Damage Only	Total
Medical Care	178,032	506,456	324,955	299,446	97,648	1,406,537
Future Earnings (Loss Wages)	8,425,216	683,327	661,810	565,896	458,084	10,794,333
Public Services	10,200	9,106	17,340	19,418	41,644	97,708
Property Damage & Loss	95,280	135,807	338,300	439,168	1,805,052	2,813,607
Subtotal (Monetary Cost)	8,708,736	1,334,725	1,342,405	1,323,782	2,400,992	15,110,640
Quality of Life	16,749,280	3,305,768	2,173,110	1,554,462	350,384	24,133,004
Total (Comprehensive Cost)	25,458,016	4,640,464	3,515,515	2,878,244	2,751,376	39,243,615

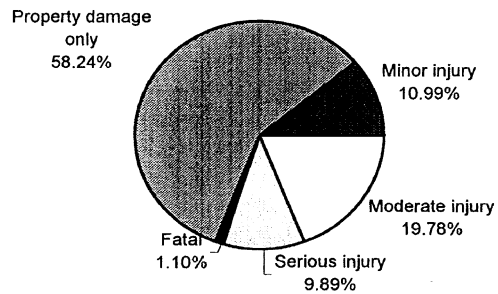
Costs of Index Crimes in Charlevoix County (1997 dollars)								
	Murder	Rape	Assault	Robbery	Larceny	Burglary	Motor Vehicle Theft	Total
Medical Care	0	4,161	13,500	994	0	0	0	18,655
Future Earnings (Loss Wages)	0	11,895	23,256	1,868	1,102	336	560	39,017
Public Services	0	1,677	4,338	330	22,156	4,690	1,904	35,095
Property Damage & Loss	0	336	1,044	965	45,820	30,310	43,416	121,891
Subtotal (Monetary Cost)	0	18,069	42,138	4,158	69,078	35,336	45,880	214,659
Quality of Life	0	375,711	146,052	9,420	0	4,354	2,264	537,801
Total (Comprehensive Cost)	0	393,777	188,208	13,578	69,078	39,676	48,144	752,461

Charlevoix County 1998

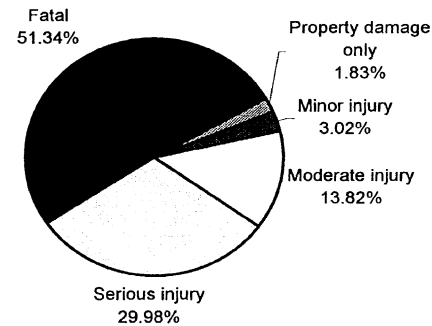
Alcohol-Involved Crashes

Traffic Crash Casualty Severity	Traffic Crash Casualties	Traffic Crash Costs
Property damage only	53	\$122,377
Minor injury	10	\$201,870
Moderate injury	18	\$923,112
Serious injury	9	\$2,002,221
Fatal	1	\$3,428,308
Total		\$6,677,888
Average cost of traffic crash casualty		\$73,383

Traffic Crash Casualties



Traffic Crash Costs



71

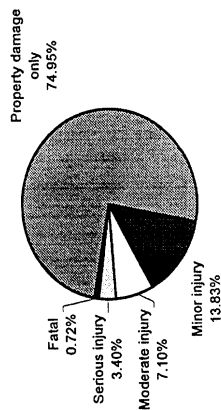
Costs of Alcohol-Involved Traffic Crashes in Charlevoix County (1997 dollars)

	Fatal	Serious Injury	Moderate Injury	Minor Injury	Property Damage Only	Total
Medical Care	22,254	209,655	77,112	19,640	7,314	335,975
Future Earnings (Loss Wages)	1,213,388	325,917	185,166	41,620	24,115	1,790,206
Public Services	1,275	3,249	3,978	1,350	1,643	11,495
Property Damage & Loss	11,910	44,874	74,070	30,580	68,900	230,334
Subtotal (Monetary Cost)	1,248,827	583,704	340,326	93,190	102,025	2,368,072
Quality of Life	2,179,481	1,418,517	582,768	108,680	20,352	4,309,798
Total (Comprehensive Cost)	3,428,308	2,002,221	923,112	201,870	122,377	6,677,888

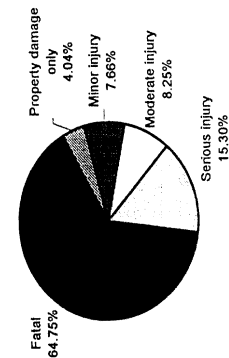
Cheboygan County 1998

Traffic Crash Severity	Traffic Crash Casualties	Traffic Crash Costs
Property damage only	1035	\$1,983,060
Minor injury	191	\$3,765,374
Moderate injury	98	\$4,053,182
Serious injury	47	\$7,520,752
Fatal	10	\$31,822,520
Total		\$49,144,888
Average cost of traffic crash casualty		\$35,586

Traffic Crash Casualties

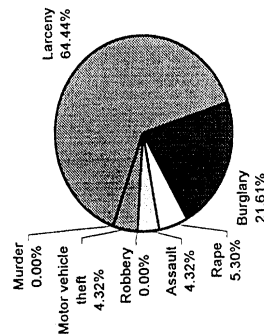


Traffic Crash Costs

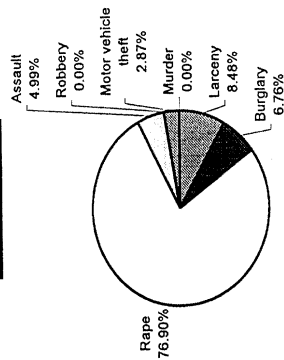


Index Crime Category	Number of Index Crimes	Index Crime Costs
Larceny	328	\$390,648
Burglary	110	\$311,740
Rape	27	\$3,543,993
Assault	22	\$230,032
Robbery	0	\$0
Motor vehicle theft	22	\$132,396
Murder	0	\$0
Total		\$4,608,809
Average cost of reported index crime		\$9,055

Index Crimes



Index Crime Costs



Costs of Traffic Crashes in Cheboygan County (1997 dollars)						
	Fatal	Serious Injury	Moderate Injury	Minor Injury	Property Damage Only	Total
Medical Care	222,540	820,808	374,654	391,741	70,380	1,880,123
Future Earnings (Loss Wages)	10,531,520	1,107,461	763,028	740,316	330,165	13,472,490
Public Services	12,750	14,758	19,992	25,403	30,015	102,918
Property Damage & Loss	119,100	220,101	390,040	574,528	1,300,995	2,604,764
Subtotal (Monetary Cost)	10,885,920	2,163,175	1,547,714	1,731,797	1,730,520	18,059,126
Quality of Life	20,936,600	5,357,624	2,505,468	2,033,577	252,540	31,085,809
Total (Comprehensive Cost)	31,822,520	7,520,752	4,053,182	3,765,374	1,983,060	49,144,888

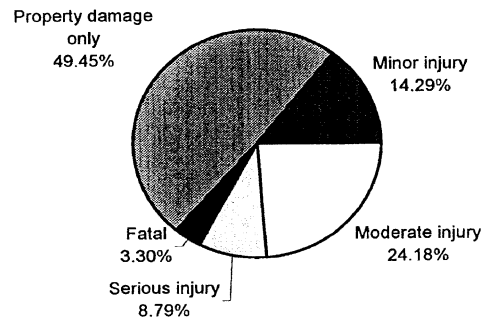
Costs of Index Crimes in Cheboygan County (1997 dollars)								
	Murder	Rape	Assault	Robbery	Larceny	Burglary	Motor Vehicle Theft	Total
Medical Care	0	37,449	16,500	0	0	0	0	53,949
Future Earnings (Loss Wages)	0	107,055	28,424	0	6,232	2,640	1,540	145,891
Public Services	0	15,093	5,302	0	125,296	36,850	5,236	187,777
Property Damage & Loss	0	3,024	1,276	0	259,120	238,150	119,394	620,964
Subtotal (Monetary Cost)	0	162,621	51,502	0	390,648	277,640	126,170	1,008,581
Quality of Life	0	3,381,399	178,508	0	0	34,210	6,226	3,600,343
Total (Comprehensive Cost)	0	3,543,993	230,032	0	390,648	311,740	132,396	4,608,809

Cheboygan County 1998

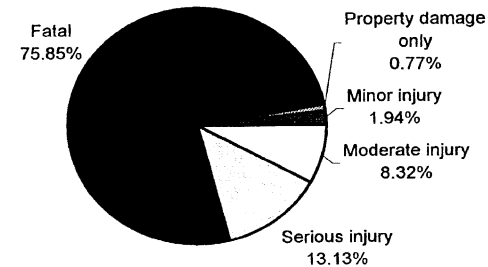
Alcohol-Involved Crashes

Traffic Crash Casualty Severity	Traffic Crash Casualties	Traffic Crash Costs
Property damage only	45	\$103,905
Minor injury	13	\$262,431
Moderate injury	22	\$1,128,248
Serious injury	8	\$1,779,752
Fatal	3	\$10,284,924
Total		\$13,559,260
Average cost of traffic crash casualty		\$149,003

Traffic Crash Casualties



Traffic Crash Costs



75

Costs of Alcohol-Involved Traffic Crashes in Cheboygan County (1997 dollars)

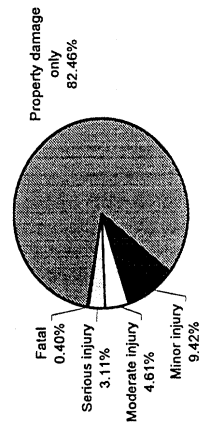
	Fatal	Serious Injury	Moderate Injury	Minor Injury	Property Damage Only	Total
Medical Care	66,762	186,360	94,248	25,532	6,210	379,112
Future Earnings (Loss Wages)	3,640,164	289,704	226,314	54,106	20,475	4,230,763
Public Services	3,825	2,888	4,862	1,755	1,395	14,725
Property Damage & Loss	35,730	39,888	90,530	39,754	58,500	264,402
Subtotal (Monetary Cost)	3,746,481	518,848	415,954	121,147	86,625	4,889,055
Quality of Life	6,538,443	1,260,904	712,272	141,284	17,280	8,670,183
Total (Comprehensive Cost)	10,284,924	1,779,752	1,128,248	262,431	103,905	13,559,260

Chippewa County 1998

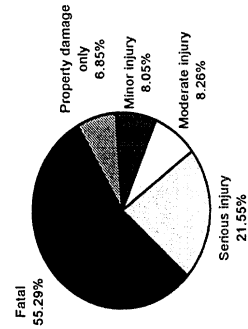
Traffic Crash Severity	Traffic Crash Casualties	Traffic Crash Costs
Property damage only	1646	\$3,153,736
Minor injury	188	\$3,706,232
Moderate injury	92	\$3,805,028
Serious injury	62	\$9,920,992
Fatal	8	\$25,458,016
Total		\$46,044,004
Average cost of traffic crash casualty		\$23,068

Index Crime Category	Number of Index Crimes	Index Crime Costs
Larceny	455	\$541,905
Burglary	171	\$484,614
Rape	7	\$918,813
Assault	27	\$282,312
Robbery	2	\$27,156
Motor vehicle theft	44	\$264,792
Murder	0	\$0
Total		\$2,519,592
Average cost of reported index crime		\$3,569

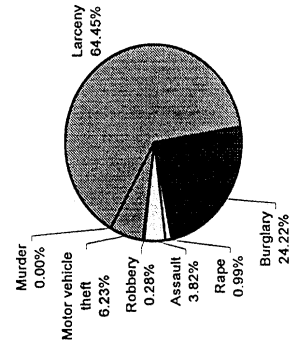
Traffic Crash Casualties



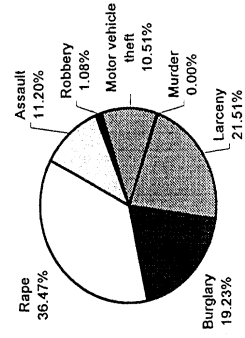
Traffic Crash Costs



Index Crimes



Index Crime Costs



Costs of Traffic Crashes in Chippewa County (1997 dollars)

	Fatal	Serious Injury	Moderate Injury	Minor Injury	Property Damage Only	Total
Medical Care	178,032	1,082,768	351,716	385,588	111,928	2,110,032
Future Earnings (Loss Wages)	8,425,216	1,460,906	716,312	728,688	525,074	11,856,196
Public Services	10,200	19,468	18,768	25,004	47,734	121,174
Property Damage & Loss	95,280	290,346	366,160	565,504	2,069,022	3,386,312
Subtotal (Monetary Cost)	8,708,736	2,853,550	1,452,956	1,704,596	2,752,112	17,471,950
Quality of Life	16,749,280	7,067,504	2,352,072	2,001,636	401,624	28,572,116
Total (Comprehensive Cost)	25,458,016	9,920,992	3,805,028	3,706,232	3,153,736	46,044,004

Costs of Index Crimes in Chippewa County (1997 dollars)

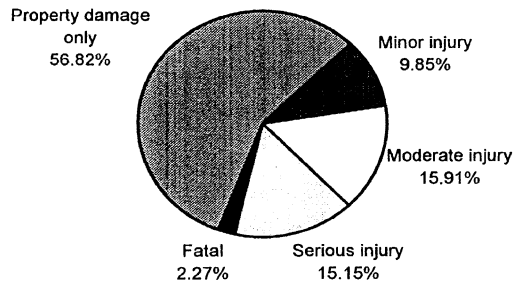
	Murder	Rape	Assault	Robbery	Larceny	Burglary	Motor Vehicle Theft	Total
Medical Care	0	9,709	20,250	1,988	0	0	0	31,947
Future Earnings (Loss Wages)	0	27,755	34,884	3,736	8,645	4,104	3,080	82,204
Public Services	0	3,913	6,507	660	173,810	57,285	10,472	252,647
Property Damage & Loss	0	784	1,566	1,930	359,450	370,215	238,788	972,733
Subtotal (Monetary Cost)	0	42,161	63,207	8,316	541,905	431,604	252,340	1,339,533
Quality of Life	0	876,659	219,078	18,840	0	53,181	12,452	1,180,210
Total (Comprehensive Cost)	0	918,813	282,312	27,156	541,905	484,614	264,792	2,519,592

Chippewa County 1998

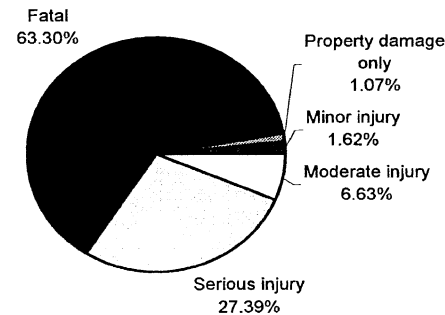
Alcohol-Involved Crashes

Traffic Crash Casualty Severity	Traffic Crash Casualties	Traffic Crash Costs
Property damage only	75	\$173,175
Minor injury	13	\$262,431
Moderate injury	21	\$1,076,964
Serious injury	20	\$4,449,380
Fatal	3	\$10,284,924
Total		\$16,246,874
Average cost of traffic crash casualty		\$123,082

Traffic Crash Casualties



Traffic Crash Costs



79

Costs of Alcohol-Involved Traffic Crashes in Chippewa County (1997 dollars)

	Fatal	Serious Injury	Moderate Injury	Minor Injury	Property Damage Only	Total
Medical Care	66,762	465,900	89,964	25,532	10,350	658,508
Future Earnings (Loss Wages)	3,640,164	724,260	216,027	54,106	34,125	4,668,682
Public Services	3,825	7,220	4,641	1,755	2,325	19,766
Property Damage & Loss	35,730	99,720	86,415	39,754	97,500	359,119
Subtotal (Monetary Cost)	3,746,481	1,297,120	397,047	121,147	144,375	5,706,170
Quality of Life	6,538,443	3,152,260	679,896	141,284	28,800	10,540,683
Total (Comprehensive Cost)	10,284,924	4,449,380	1,076,964	262,431	173,175	16,246,874

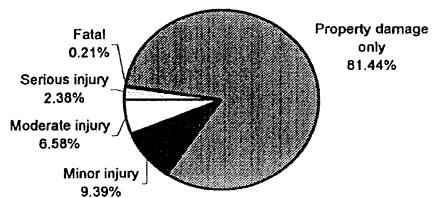
Clare County 1998

Traffic Crash Casualty Severity	Traffic Crash Casualties	Traffic Crash Costs
Property damage only	1917	\$3,672,972
Minor injury	221	\$4,356,794
Moderate injury	155	\$6,410,645
Serious injury	56	\$8,960,896
Fatal	5	\$15,911,260
Total		\$39,312,567
Average cost of traffic crash casualty		\$16,700

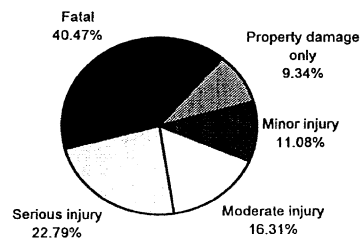
Index Crime Category	Number of Index Crimes	Index Crime Costs
Larceny	486	\$578,826
Burglary	310	\$878,540
Rape	20	\$2,625,180
Assault	29	\$303,224
Robbery	1	\$13,578
Motor vehicle theft	45	\$270,810
Murder	0	\$0
Total		\$4,670,158
Average cost of reported index crime		\$5,241

18

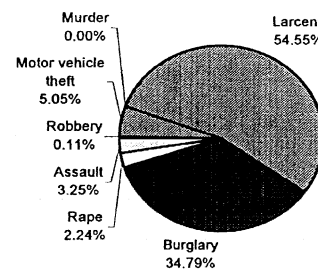
Traffic Crash Casualties



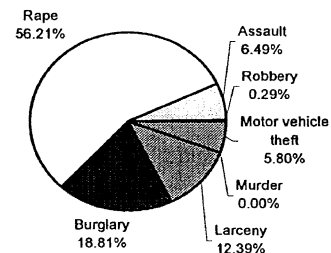
Traffic Crash Costs



Index Crimes



Index Crime Costs



Costs of Traffic Crashes in Clare County (1997 dollars)						
	Fatal	Serious Injury	Moderate Injury	Minor Injury	Property Damage Only	Total
Medical Care	111,270	977,984	592,565	453,271	130,356	2,265,446
Future Earnings (Loss Wages)	5,265,760	1,319,528	1,206,830	856,596	611,523	9,260,237
Public Services	6,375	17,584	31,620	29,393	55,593	140,565
Property Damage & Loss	59,550	262,248	616,900	664,768	2,409,669	4,013,135
Subtotal (Monetary Cost)	5,442,960	2,577,400	2,447,915	2,003,807	3,205,224	15,677,306
Quality of Life	10,468,300	6,383,552	3,962,730	2,352,987	467,748	23,635,317
Total (Comprehensive Cost)	15,911,260	8,960,896	6,410,645	4,356,794	3,672,972	39,312,567

Costs of Index Crimes in Clare County (1997 dollars)								
	Murder	Rape	Assault	Robbery	Larceny	Burglary	Motor Vehicle Theft	Total
Medical Care	0	27,740	21,750	994	0	0	0	50,484
Future Earnings (Loss Wages)	0	79,300	37,468	1,868	9,234	7,440	3,150	138,460
Public Services	0	11,180	6,989	330	185,652	103,850	10,710	318,711
Property Damage & Loss	0	2,240	1,682	965	383,940	671,150	244,215	1,304,192
Subtotal (Monetary Cost)	0	120,460	67,869	4,158	578,826	782,440	258,075	1,811,848
Quality of Life	0	2,504,740	235,306	9,420	0	96,410	12,735	2,858,611
Total (Comprehensive Cost)	0	2,625,180	303,224	13,578	578,826	878,540	270,810	4,670,158

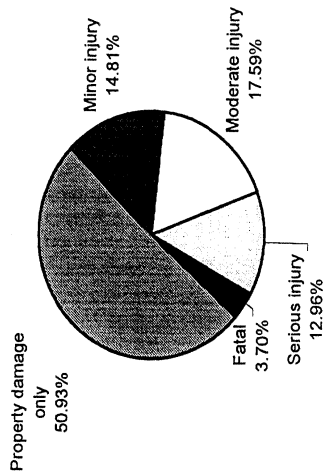
Clare County 1998

Alcohol-Involved Crashes

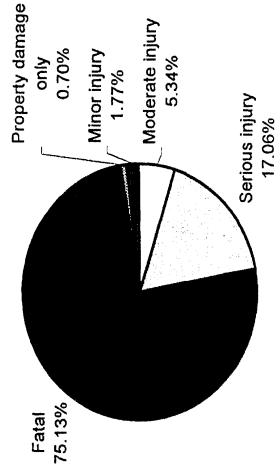
Traffic Crash Casualty Severity	Traffic Crash Casualties	Traffic Crash Costs
Property damage only	55	\$126,995
Minor injury	16	\$322,992
Moderate injury	19	\$974,396
Serious injury	14	\$3,114,566
Fatal	4	\$13,713,232
Total		\$18,252,181

Average cost of traffic crash casualty \$169,002

Traffic Crash Casualties



Traffic Crash Costs



Costs of Alcohol-Involved Traffic Crashes in Clare County (1997 dollars)

	Fatal	Serious Injury	Moderate Injury	Minor Injury	Property Damage Only	Total
Medical Care	89,016	326,130	81,396	31,424	7,590	535,556
Future Earnings (Loss Wages)	4,853,552	506,982	195,453	66,592	25,025	5,647,604
Public Services	5,100	5,054	4,199	2,160	1,705	18,218
Property Damage & Loss	47,640	69,804	78,185	48,928	71,500	316,057
Subtotal (Monetary Cost)	4,995,308	907,984	359,233	149,104	105,875	6,517,504
Quality of Life	8,717,924	2,206,582	615,144	173,888	21,120	11,734,658
Total (Comprehensive Cost)	13,713,232	3,114,566	974,396	322,992	126,995	18,252,181

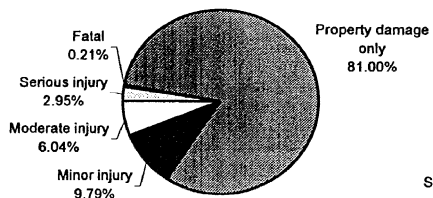
Clinton County 1998

Traffic Crash Casualty Severity	Traffic Crash Casualties	Traffic Crash Costs
Property damage only	3019	\$5,784,404
Minor injury	365	\$7,195,610
Moderate injury	225	\$9,305,775
Serious injury	110	\$17,601,760
Fatal	8	\$25,458,016
Total		\$65,345,565
Average cost of traffic crash casualty		\$17,533

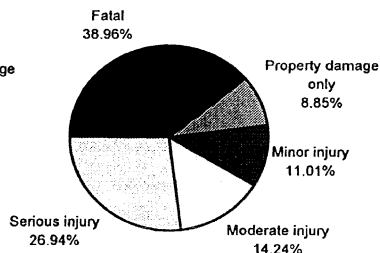
Index Crime Category	Number of Index Crimes	Index Crime Costs
Larceny	560	\$666,960
Burglary	195	\$552,630
Rape	11	\$1,443,849
Assault	33	\$345,048
Robbery	8	\$108,624
Motor vehicle theft	50	\$300,900
Murder	1	\$3,203,692
Total		\$6,621,703
Average cost of reported index crime		\$7,718

85

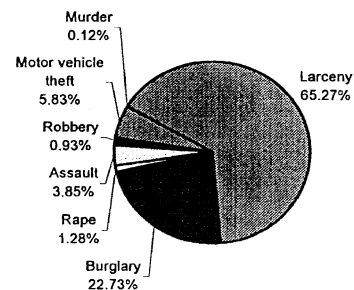
Traffic Crash Casualties



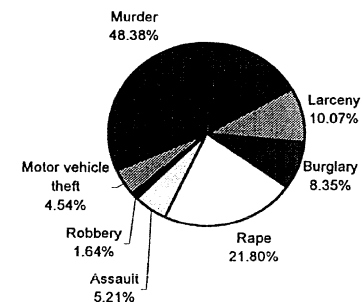
Traffic Crash Costs



Index Crimes



Index Crime Costs



Costs of Traffic Crashes in Clinton County (1997 dollars)							
	Fatal	Serious Injury	Moderate Injury	Minor Injury	Property Damage Only	Total	
Medical Care	178,032	1,921,040	860,175	748,615	205,292	3,913,154	
Future Earnings (Loss Wages)	8,425,216	2,591,930	1,751,850	1,414,740	963,061	15,146,797	
Public Services	10,200	34,540	45,900	48,545	87,551	226,736	
Property Damage & Loss	95,280	515,130	895,500	1,097,920	3,794,883	6,398,713	
Subtotal (Monetary Cost)	8,708,736	5,062,750	3,553,425	3,309,455	5,047,768	25,682,134	
Quality of Life	16,749,280	12,539,120	5,752,350	3,886,155	736,636	39,663,541	
Total (Comprehensive Cost)	25,458,016	17,601,760	9,305,775	7,195,610	5,784,404	65,345,565	

Costs of Index Crimes in Clinton County (1997 dollars)								
	Murder	Rape	Assault	Robbery	Larceny	Burglary	Motor Vehicle Theft	Total
Medical Care	22,591	15,257	24,750	7,952	0	0	0	70,550
Future Earnings (Loss Wages)	1,146,132	43,615	42,636	14,944	10,640	4,680	3,500	1,266,147
Public Services	2,159	6,149	7,953	2,640	213,920	65,325	11,900	310,046
Property Damage & Loss	1,324	1,232	1,914	7,720	442,400	422,175	271,350	1,148,115
Subtotal (Monetary Cost)	1,172,205	66,253	77,253	33,264	666,960	492,180	286,750	2,794,865
Quality of Life	2,031,486	1,377,607	267,762	75,360	0	60,645	14,150	3,827,010
Total (Comprehensive Cost)	3,203,692	1,443,849	345,048	108,624	666,960	552,630	300,900	6,621,703

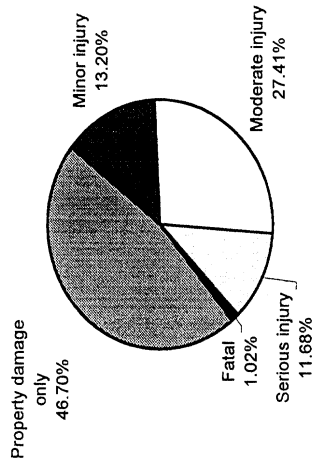
Clinton County 1998

Alcohol-Involved Crashes

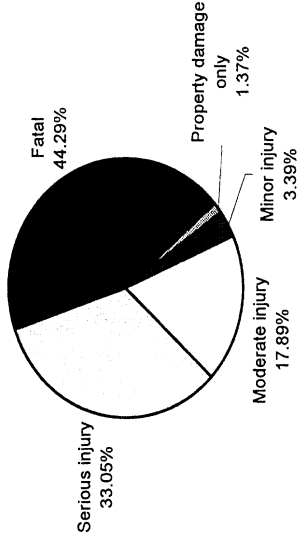
Traffic Crash Casualty Severity	Traffic Crash Casualties	Traffic Crash Costs
Property damage only	92	\$212,428
Minor injury	26	\$524,862
Moderate injury	54	\$2,769,336
Serious injury	23	\$5,116,787
Fatal	2	\$6,856,616
Total		\$15,480,029

Average cost of traffic crash casualty \$78,579

Traffic Crash Casualties



Traffic Crash Costs



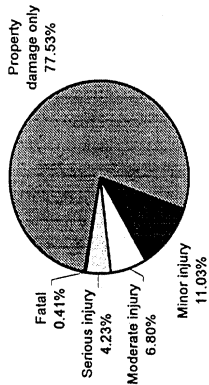
Costs of Alcohol-Involved Traffic Crashes in Clinton County (1997 dollars)

	Fatal	Serious Injury	Moderate Injury	Minor Injury	Property Damage Only	Total
Medical Care	44,508	535,785	231,336	51,064	12,696	875,389
Future Earnings (Loss Wages)	2,426,776	832,899	555,498	108,212	41,860	3,965,245
Public Services	2,550	8,303	11,934	3,510	2,852	29,149
Property Damage & Loss	23,820	114,678	222,210	79,508	119,600	559,816
Subtotal (Monetary Cost)	2,497,654	1,491,688	1,020,978	242,294	177,100	5,429,714
Quality of Life	4,358,962	3,625,099	1,748,304	282,568	35,328	10,050,261
Total (Comprehensive Cost)	6,856,616	5,116,787	2,769,336	524,862	212,428	15,480,029

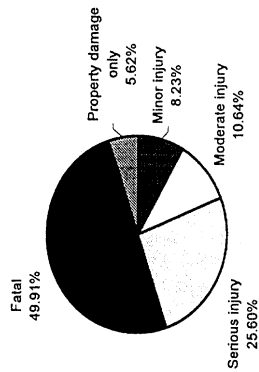
Crawford County 1998

Traffic Crash Casualty Severity	Traffic Crash Casualties	Traffic Crash Costs
Property damage only	935	\$1,791,460
Minor injury	133	\$2,621,962
Moderate injury	82	\$3,391,438
Serious injury	51	\$8,160,816
Fatal	5	\$15,911,260
Total		\$31,876,936
Average cost of traffic crash casualty		\$26,432

Traffic Crash Casualties

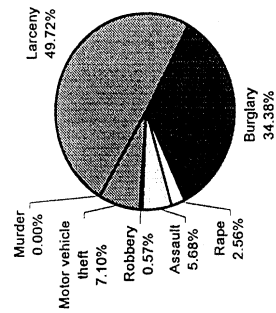


Traffic Crash Costs

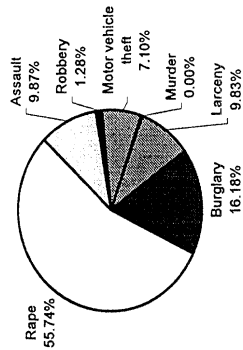


Index Crime Category	Number of Index Crimes	Index Crime Costs
Larceny	175	\$208,425
Burglary	121	\$342,914
Rape	9	\$1,181,331
Assault	20	\$209,120
Robbery	2	\$27,156
Motor vehicle theft	25	\$150,450
Murder	0	\$0
Total		\$2,119,396
Average cost of reported index crime		\$6,021

Index Crimes



Index Crime Costs



Costs of Traffic Crashes in Crawford County (1997 dollars)						
	Fatal	Serious Injury	Moderate Injury	Minor Injury	Property Damage Only	Total
Medical Care	111,270	890,664	313,486	272,783	63,580	1,651,783
Future Earnings (Loss Wages)	5,265,760	1,201,713	638,452	515,508	298,265	7,919,698
Public Services	6,375	16,014	16,728	17,689	27,115	83,921
Property Damage & Loss	59,550	238,833	326,360	400,064	1,175,295	2,200,102
Subtotal (Monetary Cost)	5,442,960	2,347,275	1,295,026	1,205,911	1,563,320	11,854,492
Quality of Life	10,468,300	5,813,592	2,096,412	1,416,051	228,140	20,022,495
Total (Comprehensive Cost)	15,911,260	8,160,816	3,391,438	2,621,962	1,791,460	31,876,936

Costs of Index Crimes in Crawford County (1997 dollars)								
	Murder	Rape	Assault	Robbery	Larceny	Burglary	Motor Vehicle Theft	Total
Medical Care	0	12,483	15,000	1,988	0	0	0	29,471
Future Earnings (Loss Wages)	0	35,685	25,840	3,736	3,325	2,904	1,750	73,240
Public Services	0	5,031	4,820	660	66,850	40,535	5,950	123,846
Property Damage & Loss	0	1,008	1,160	1,930	138,250	261,965	135,675	539,988
Subtotal (Monetary Cost)	0	54,207	46,820	8,316	208,425	305,404	143,375	766,547
Quality of Life	0	1,127,133	162,280	18,840	0	37,631	7,075	1,352,959
Total (Comprehensive Cost)	0	1,181,331	208,120	27,156	208,425	342,914	150,450	2,119,396

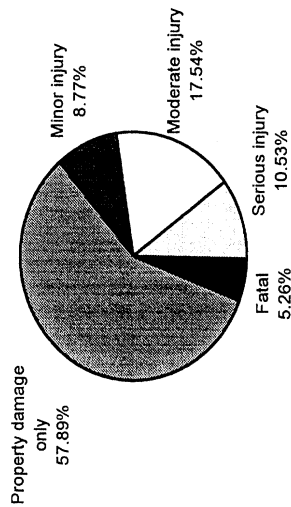
Crawford County 1998

Alcohol-Involved Crashes

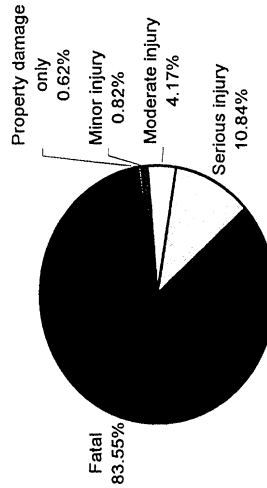
Traffic Crash Casualty Severity	Traffic Crash Casualties	Traffic Crash Costs
Property damage only	33	\$76,197
Minor injury	5	\$100,935
Moderate injury	10	\$512,840
Serious injury	6	\$1,334,814
Fatal	3	\$10,284,924
Total		\$12,309,710

Average cost of traffic crash casualty \$215,960

Traffic Crash Casualties



Traffic Crash Costs



Costs of Alcohol-Involved Traffic Crashes in Crawford County (1997 dollars)

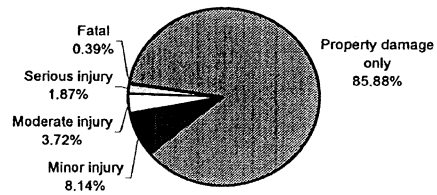
	Fatal	Serious Injury	Moderate Injury	Minor Injury	Property Damage Only	Total
Medical Care	66,762	139,770	42,840	9,820	4,554	263,746
Future Earnings (Loss Wages)	3,640,164	217,278	102,870	20,810	15,015	3,996,137
Public Services	3,825	2,166	2,210	675	1,023	9,899
Property Damage & Loss	35,730	29,916	41,150	15,290	42,900	164,986
Subtotal (Monetary Cost)	3,746,481	389,136	189,070	46,595	63,525	4,434,807
Quality of Life	6,538,443	945,678	323,760	54,340	12,672	7,874,893
Total (Comprehensive Cost)	10,284,924	1,334,814	512,840	100,935	76,197	12,309,710

Delta County 1998

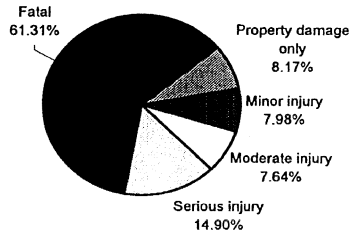
Traffic Crash Casualty Severity	Traffic Crash Casualties	Traffic Crash Costs
Property damage only	2657	\$5,090,812
Minor injury	252	\$4,967,928
Moderate injury	115	\$4,756,285
Serious injury	58	\$9,280,928
Fatal	12	\$38,187,024
Total		\$62,282,977
Average cost of traffic crash casualty		\$20,130

Index Crime Category	Number of Index Crimes	Index Crime Costs
Larceny	269	\$320,379
Burglary	129	\$365,586
Rape	12	\$1,575,108
Assault	16	\$167,296
Robbery	0	\$0
Motor vehicle theft	23	\$138,414
Murder	0	\$0
Total		\$2,566,783
Average cost of reported index crime		\$5,717

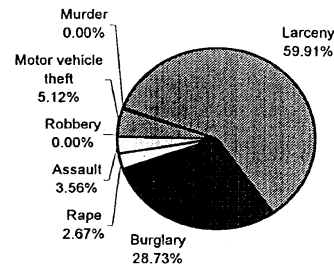
Traffic Crash Casualties



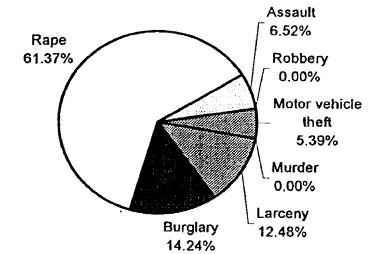
Traffic Crash Costs



Index Crimes



Index Crime Costs



Costs of Traffic Crashes in Delta County (1997 dollars)						
	Fatal	Serious Injury	Moderate Injury	Minor Injury	Property Damage Only	Total
Medical Care	267,048	1,012,912	439,645	516,852	180,676	2,417,133
Future Earnings (Loss Wages)	12,637,824	1,366,654	895,390	976,752	847,583	16,724,203
Public Services	15,300	18,212	23,460	33,516	77,053	167,541
Property Damage & Loss	142,920	271,614	457,700	758,016	3,339,849	4,970,099
Subtotal (Monetary Cost)	13,063,104	2,669,450	1,816,195	2,284,884	4,442,504	24,276,137
Quality of Life	25,123,920	6,611,536	2,940,090	2,683,044	648,308	38,006,898
Total (Comprehensive Cost)	38,187,024	9,280,928	4,756,285	4,967,928	5,090,812	62,282,977

Costs of Index Crimes in Delta County (1997 dollars)								
	Murder	Rape	Assault	Robbery	Larceny	Burglary	Motor Vehicle Theft	Total
Medical Care	0	16,644	12,000	0	0	0	0	28,644
Future Earnings (Loss Wages)	0	47,580	20,672	0	5,111	3,096	1,610	78,069
Public Services	0	6,708	3,856	0	102,758	43,215	5,474	162,011
Property Damage & Loss	0	1,344	928	0	212,510	279,285	124,821	618,888
Subtotal (Monetary Cost)	0	72,276	37,456	0	320,379	335,596	131,905	887,612
Quality of Life	0	1,502,844	129,824	0	0	40,119	6,509	1,679,296
Total (Comprehensive Cost)	0	1,575,108	167,296	0	320,379	385,586	138,414	2,566,783

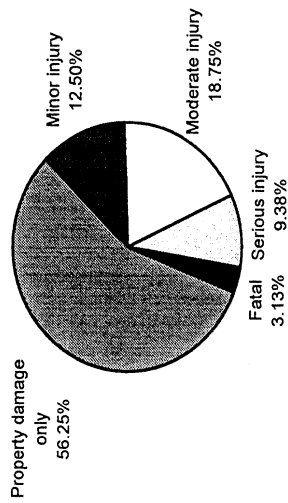
Delta County 1998

Alcohol-Involved Crashes

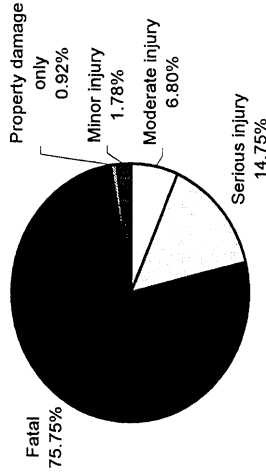
Traffic Crash Casualty Severity	Traffic Crash Casualties	Traffic Crash Costs
Property damage only	72	\$166,248
Minor injury	16	\$322,992
Moderate injury	24	\$1,230,816
Serious injury	12	\$2,669,628
Fatal	4	\$13,713,232
Total		\$18,102,916

Average cost of traffic crash casualty \$141,429

Traffic Crash Casualties



Traffic Crash Costs




Costs of Alcohol-Involved Traffic Crashes in Delta County (1997 dollars)

	Fatal	Serious Injury	Moderate Injury	Minor Injury	Property Damage Only	Total
Medical Care	89,016	279,540	102,816	31,424	9,936	512,732
Future Earnings (Loss Wages)	4,853,552	434,556	246,888	66,592	32,760	5,634,348
Public Services	5,100	4,332	5,304	2,160	2,232	19,128
Property Damage & Loss	47,640	59,832	98,760	48,928	93,600	348,760
Subtotal (Monetary Cost)	4,995,308	778,272	453,768	149,104	138,600	6,515,052
Quality of Life	8,717,924	1,891,356	777,024	173,888	27,648	11,587,840
Total (Comprehensive Cost)	13,713,232	2,669,628	1,230,816	322,992	166,248	18,102,916

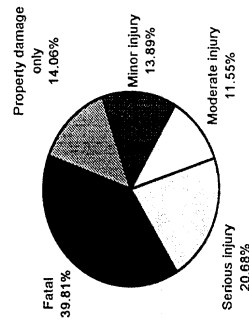
Dickinson County 1998

Traffic Crash Casualty Severity	Traffic Crash Casualties	Traffic Crash Costs
Property damage only	1760	\$3,372,160
Minor injury	169	\$3,331,666
Moderate injury	67	\$2,771,053
Serious injury	31	\$4,960,496
Fatal	3	\$9,546,756
Total	2031	\$23,982,131
Average cost of traffic crash casualty		\$11,814

Traffic Crash Casualties

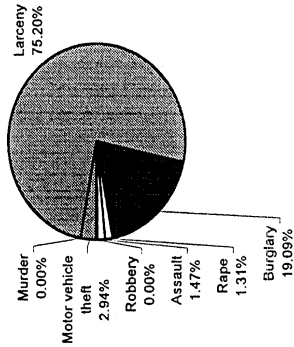


Traffic Crash Costs

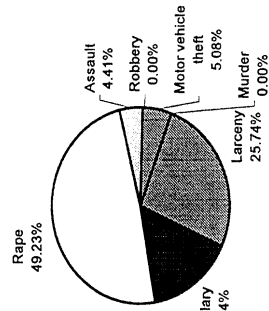


Index Crime Category	Number of Index Crimes	Index Crime Costs
Larceny	461	\$549,051
Burglary	117	\$331,578
Rape	8	\$1,050,072
Assault	9	\$94,104
Robbery	0	\$0
Motor vehicle theft	18	\$108,324
Murder	0	\$0
Total	603	\$2,133,129
Average cost of reported index crime		\$3,480

Index Crimes



Index Crime Costs



Costs of Traffic Crashes in Dickinson County (1997 dollars)						
	Fatal	Serious Injury	Moderate Injury	Minor Injury	Property Damage Only	Total
Medical Care	66,762	541,384	256,141	346,619	119,680	1,330,586
Future Earnings (Loss Wages)	3,159,456	730,453	521,662	655,044	561,440	5,628,055
Public Services	3,825	9,734	13,668	22,477	51,040	100,744
Property Damage & Loss	35,730	145,173	266,660	508,352	2,212,320	3,168,235
Subtotal (Monetary Cost)	3,265,776	1,426,775	1,058,131	1,532,323	2,942,720	10,225,725
Quality of Life	6,280,980	3,533,752	1,712,922	1,799,343	429,440	13,756,437
Total (Comprehensive Cost)	9,546,756	4,960,496	2,771,053	3,331,666	3,372,160	23,982,131

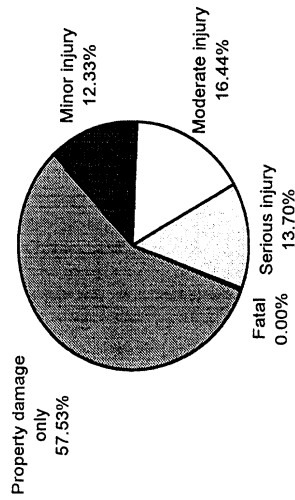
Costs of Index Crimes in Dickinson County (1997 dollars)								
	Murder	Rape	Assault	Robbery	Larceny	Burglary	Motor Vehicle Theft	Total
Medical Care	0	11,096	6,750	0	0	0	0	17,846
Future Earnings (Loss Wages)	0	31,720	11,628	0	8,759	2,808	1,260	56,175
Public Services	0	4,472	2,169	0	176,102	39,195	4,284	226,222
Property Damage & Loss	0	896	522	0	364,190	253,305	97,686	716,599
Subtotal (Monetary Cost)	0	48,184	21,069	0	549,051	295,308	103,230	1,016,842
Quality of Life	0	1,001,896	73,026	0	0	36,387	5,094	1,116,403
Total (Comprehensive Cost)	0	1,050,072	94,104	0	549,051	331,578	108,324	2,133,129

Dickinson County 1998

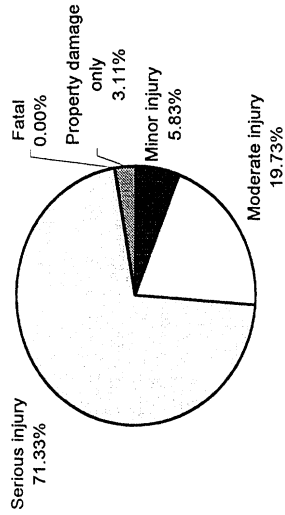
Alcohol-Involved Crashes

Traffic Crash Casualty Severity	Traffic Crash Casualties	Traffic Crash Costs
Property damage only	42	\$96,978
Minor injury	9	\$181,683
Moderate injury	12	\$615,408
Serious injury	10	\$2,224,690
Fatal	0	\$0
Total		\$3,118,759
Average cost of traffic crash casualty		\$42,723

Traffic Crash Casualties



Traffic Crash Costs



Costs of Alcohol-Involved Traffic Crashes in Dickinson County (1997 dollars)

	Fatal	Serious Injury	Moderate Injury	Minor Injury	Property Damage Only	Total
Medical Care	0	232,950	51,408	17,676	5,796	307,830
Future Earnings (Loss Wages)	0	362,130	123,444	37,458	19,110	542,142
Public Services	0	3,610	2,652	1,215	1,302	8,779
Property Damage & Loss	0	49,860	49,380	27,522	54,600	181,362
Subtotal (Monetary Cost)	0	648,560	226,884	83,871	80,850	1,040,165
Quality of Life	0	1,576,130	388,512	97,812	16,128	2,078,582
Total (Comprehensive Cost)	0	2,224,690	615,408	181,683	96,978	3,118,759

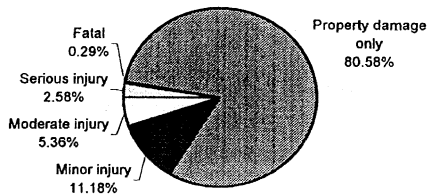
Eaton County 1998

Traffic Crash Casualty Severity	Traffic Crash Casualties	Traffic Crash Costs
Property damage only	5303	\$10,160,548
Minor injury	736	\$14,509,504
Moderate injury	353	\$14,599,727
Serious injury	170	\$27,202,720
Fatal	19	\$60,462,788
Total		\$126,935,287
Average cost of traffic crash casualty		\$19,288

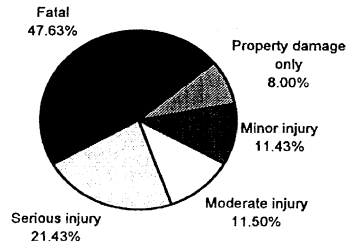
Index Crime Category	Number of Index Crimes	Index Crime Costs
Larceny	2191	\$2,609,481
Burglary	475	\$1,346,150
Rape	47	\$6,169,173
Assault	136	\$1,422,016
Robbery	51	\$692,478
Motor vehicle theft	122	\$734,196
Murder	1	\$3,203,692
Total		\$16,177,186
Average cost of reported index crime		\$5,351

101

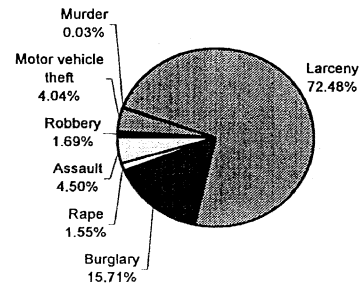
Traffic Crash Casualties



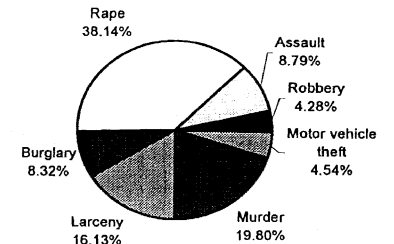
Traffic Crash Costs



Index Crimes



Index Crime Costs



Costs of Traffic Crashes in Eaton County (1997 dollars)						
	Fatal	Serious Injury	Moderate Injury	Minor Injury	Property Damage Only	Total
Medical Care	422,826	2,968,880	1,349,519	1,509,536	360,604	6,611,365
Future Earnings (Loss Wages)	20,009,888	4,005,710	2,748,458	2,852,736	1,691,657	31,308,449
Public Services	24,225	53,380	72,012	97,888	153,787	401,292
Property Damage & Loss	226,290	796,110	1,404,940	2,213,888	6,665,871	11,307,099
Subtotal (Monetary Cost)	20,683,248	7,824,250	5,574,929	6,673,312	8,866,616	49,622,355
Quality of Life	39,779,540	19,378,640	9,024,798	7,836,192	1,293,932	77,313,102
Total (Comprehensive Cost)	60,462,788	27,202,720	14,599,727	14,509,504	10,160,548	126,935,287

Costs of Index Crimes in Eaton County (1997 dollars)								
	Murder	Rape	Assault	Robbery	Larceny	Burglary	Motor Vehicle Theft	Total
Medical Care	22,591	65,189	102,000	50,694	0	0	0	240,474
Future Earnings (Loss Wages)	1,146,132	186,355	175,712	95,268	41,629	11,400	8,540	1,665,036
Public Services	2,159	26,273	32,776	16,830	836,962	159,125	29,036	1,103,161
Property Damage & Loss	1,324	5,264	7,888	49,215	1,730,890	1,028,375	662,094	3,485,050
Subtotal (Monetary Cost)	1,172,205	283,081	318,376	212,058	2,609,481	1,198,900	699,670	6,493,771
Quality of Life	2,031,486	5,886,139	1,103,504	480,420	0	147,725	34,526	9,683,800
Total (Comprehensive Cost)	3,203,692	6,169,173	1,422,016	692,478	2,609,481	1,346,150	734,196	16,177,186

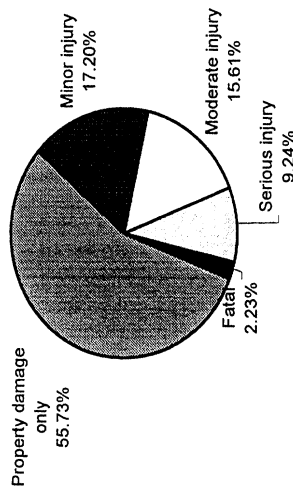
Eaton County 1998

Alcohol-Involved Crashes

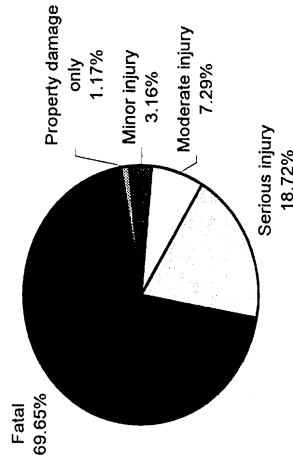
Traffic Crash Casualty Severity	Traffic Crash Casualties	Traffic Crash Costs
Property damage only	175	\$404,075
Minor injury	54	\$1,090,098
Moderate injury	49	\$2,512,916
Serious injury	29	\$6,451,601
Fatal	7	\$23,998,156
Total		\$34,456,846

Average cost of traffic crash casualty \$109,735

Traffic Crash Casualties



Traffic Crash Costs

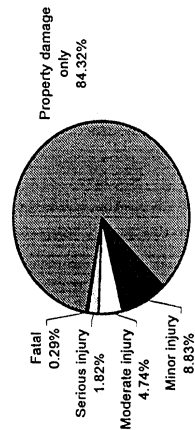


Costs of Alcohol-Involved Traffic Crashes in Eaton County (1997 dollars)						
	Fatal	Serious Injury	Moderate Injury	Minor Injury	Property Damage Only	Total
Medical Care	155,778	675,555	209,916	106,056	24,150	1,171,455
Future Earnings (Loss Wages)	8,493,716	1,050,177	504,063	224,748	79,625	10,352,329
Public Services	8,925	10,469	10,829	7,290	5,425	42,938
Property Damage & Loss	83,370	144,594	201,635	165,132	227,500	822,231
Subtotal (Monetary Cost)	8,741,789	1,880,824	926,443	503,226	336,875	12,389,157
Quality of Life	15,256,367	4,570,777	1,586,424	586,872	67,200	22,067,640
Total (Comprehensive Cost)	23,998,156	6,451,601	2,512,916	1,090,098	404,075	34,456,846

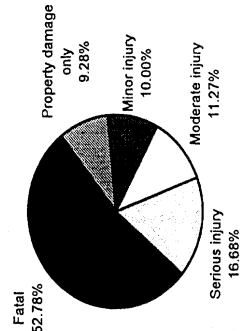
Emmet County 1998

Traffic Crash Severity	Traffic Crash Casualties	Traffic Crash Costs
Property damage only	2044	\$3,916,304
Minor injury	214	\$4,218,796
Moderate injury	115	\$4,756,285
Serious injury	44	\$7,040,704
Fatal	7	\$22,275,764
Total		\$42,207,853
Average cost of traffic crash casualty		\$17,412

Traffic Crash Casualties

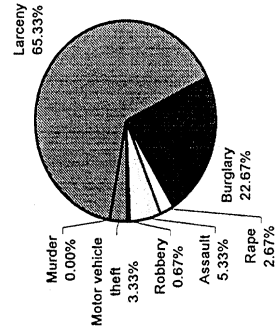


Traffic Crash Costs

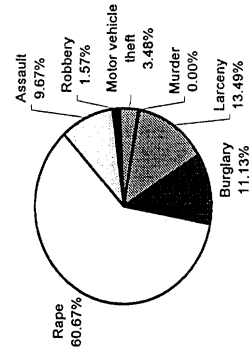


Index Crime Category	Number of Index Crimes	Index Crime Costs
Larceny	196	\$233,436
Burglary	68	\$192,712
Rape	8	\$1,050,072
Assault	16	\$167,296
Robbery	2	\$27,156
Motor vehicle theft	10	\$60,180
Murder	0	\$0
Total		\$1,730,852
Average cost of reported index crime		\$5,770

Index Crimes



Index Crime Costs



Costs of Traffic Crashes in Emmet County (1997 dollars)						
	Fatal	Serious Injury	Moderate Injury	Minor Injury	Property Damage Only	Total
Medical Care	155,778	768,416	439,645	438,914	138,992	1,941,745
Future Earnings (Loss Wages)	7,372,064	1,036,772	895,390	829,464	652,036	10,785,726
Public Services	8,925	13,816	23,460	28,462	59,276	133,939
Property Damage & Loss	83,370	206,052	457,700	643,712	2,569,308	3,960,142
Subtotal (Monetary Cost)	7,620,144	2,025,100	1,816,195	1,940,338	3,417,568	16,819,345
Quality of Life	14,655,620	5,015,648	2,940,090	2,278,458	498,736	25,388,552
Total (Comprehensive Cost)	22,275,764	7,040,704	4,756,285	4,218,796	3,916,304	42,207,853

Costs of Index Crimes in Emmet County (1997 dollars)								
	Murder	Rape	Assault	Robbery	Larceny	Burglary	Motor Vehicle Theft	Total
Medical Care	0	11,096	12,000	1,988	0	0	0	25,084
Future Earnings (Loss Wages)	0	31,720	20,672	3,736	3,724	1,632	700	62,184
Public Services	0	4,472	3,856	660	74,872	22,780	2,380	109,020
Property Damage & Loss	0	896	928	1,930	154,840	147,220	54,270	360,084
Subtotal (Monetary Cost)	0	48,184	37,456	8,316	233,436	171,632	57,350	556,374
Quality of Life	0	1,001,896	129,824	18,840	0	21,148	2,830	1,174,538
Total (Comprehensive Cost)	0	1,050,072	167,296	27,156	233,436	192,712	60,180	1,730,852

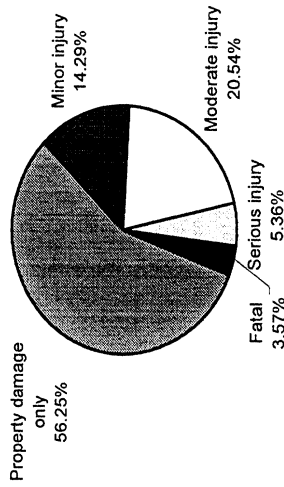
Emmet County 1998

Alcohol-Involved Crashes

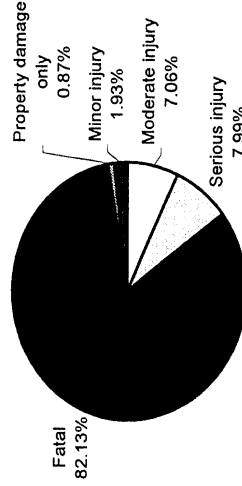
Traffic Crash Casualty Severity	Traffic Crash Casualties	Traffic Crash Costs
Property damage only	63	\$145,467
Minor injury	16	\$322,992
Moderate injury	23	\$1,179,532
Serious injury	6	\$1,334,814
Fatal	4	\$13,713,232
Total		\$16,696,037

Average cost of traffic crash casualty \$149,072

Traffic Crash Casualties



Traffic Crash Costs



Costs of Alcohol-Involved Traffic Crashes in Emmet County (1997 dollars)

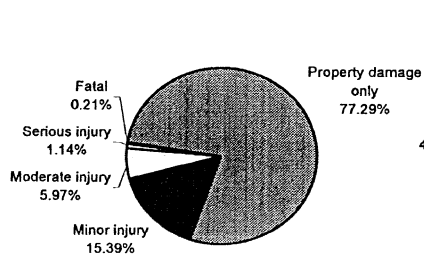
	Fatal	Serious Injury	Moderate Injury	Minor Injury	Property Damage Only	Total
Medical Care	89,016	139,770	98,532	31,424	8,694	367,436
Future Earnings (Loss Wages)	4,853,552	217,278	236,601	66,592	28,665	5,402,688
Public Services	5,100	2,166	5,083	2,160	1,953	16,462
Property Damage & Loss	47,640	29,916	94,645	48,928	81,900	303,029
Subtotal (Monetary Cost)	4,995,308	389,136	434,861	149,104	121,275	6,089,684
Quality of Life	8,717,924	945,678	744,648	173,888	24,192	10,606,330
Total (Comprehensive Cost)	13,713,232	1,334,814	1,179,532	322,992	145,467	16,696,037

Genesee County 1998

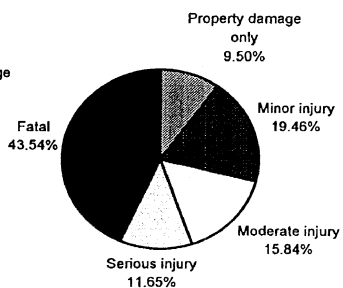
Traffic Crash Casualty Severity	Traffic Crash Casualties	Traffic Crash Costs
Property damage only	22467	\$43,046,772
Minor injury	4474	\$88,200,436
Moderate injury	1736	\$71,799,224
Serious injury	330	\$52,805,280
Fatal	62	\$197,299,624
Total		\$453,151,336
Average cost of traffic crash casualty		\$15,589

Index Crime Category	Number of Index Crimes	Index Crime Costs
Larceny	15304	\$18,227,064
Burglary	6882	\$19,503,588
Rape	315	\$41,346,585
Assault	3023	\$31,608,488
Robbery	1045	\$14,189,010
Motor vehicle theft	3503	\$21,081,054
Murder	40	\$128,147,680
Total		\$274,103,469
Average cost of reported index crime		\$9,103

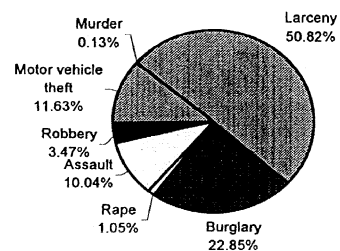
Traffic Crash Casualties



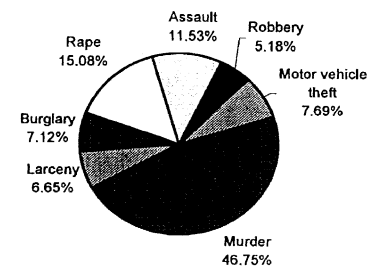
Traffic Crash Costs



Index Crimes



Index Crime Costs



Costs of Traffic Crashes in Genesee County (1997 dollars)						
	Fatal	Serious Injury	Moderate Injury	Minor Injury	Property Damage Only	Total
Medical Care	1,379,748	5,763,120	6,636,728	9,176,174	1,527,756	24,483,526
Future Earnings (Loss Wages)	65,295,424	7,775,790	13,516,496	17,341,224	7,166,973	111,095,907
Public Services	79,050	103,620	354,144	595,042	651,543	1,783,399
Property Damage & Loss	738,420	1,545,390	6,909,280	13,457,792	28,241,019	50,891,901
Subtotal (Monetary Cost)	67,492,704	15,188,250	27,416,648	40,565,758	37,564,824	188,228,184
Quality of Life	129,806,920	37,617,360	44,382,576	47,634,678	5,481,948	264,923,482
Total (Comprehensive Cost)	197,299,624	52,805,280	71,799,224	88,200,436	43,046,772	453,151,336

Costs of Index Crimes in Genesee County (1997 dollars)								
	Murder	Rape	Assault	Robbery	Larceny	Burglary	Motor Vehicle Theft	Total
Medical Care	903,640	436,905	2,267,250	1,038,730	0	0	0	4,646,525
Future Earnings (Loss Wages)	45,845,280	1,248,975	3,905,716	1,952,060	290,776	165,168	245,210	53,653,185
Public Services	86,360	176,085	728,543	344,850	5,846,128	2,305,470	833,714	10,321,150
Property Damage & Loss	52,960	35,280	175,334	1,008,425	12,090,160	14,899,530	19,010,781	47,272,470
Subtotal (Monetary Cost)	46,888,200	1,897,245	7,076,843	4,345,110	18,227,064	17,370,168	20,089,705	115,894,335
Quality of Life	81,259,440	39,449,655	24,528,622	9,843,900	0	2,140,302	991,349	158,213,268
Total (Comprehensive Cost)	128,147,680	41,346,585	31,608,488	14,189,010	18,227,064	19,503,588	21,081,054	274,103,469

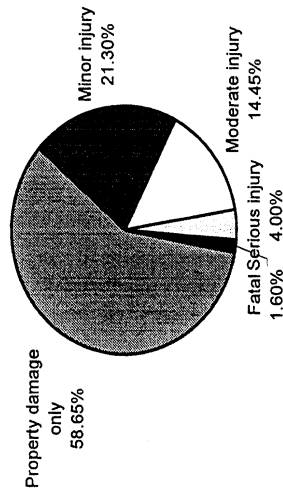
Genesee County 1998

Alcohol-Impaired Driving Crashes

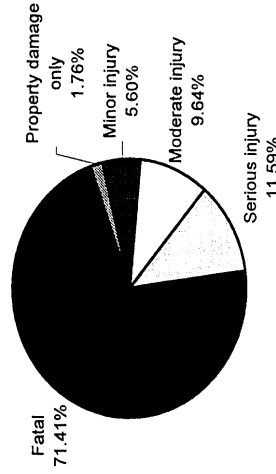
Traffic Crash Casualty Severity	Traffic Crash Casualties	Traffic Crash Costs
Property damage only	1319	\$3,045,571
Minor injury	479	\$9,669,573
Moderate injury	325	\$16,667,300
Serious injury	90	\$20,022,210
Fatal	36	\$123,419,088
Total		\$172,823,742

Average cost of traffic crash casualty \$76,845

Traffic Crash Casualties



Traffic Crash Costs



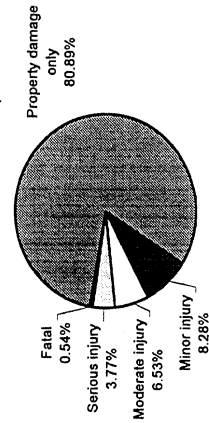
Costs of Alcohol-Involved Traffic Crashes in Genesee County (1997 dollars)

	Fatal	Serious Injury	Moderate Injury	Minor Injury	Property Damage Only	Total
Medical Care	801,144	2,096,550	1,392,300	940,756	182,022	5,412,772
Future Earnings (Loss Wages)	43,681,968	3,259,170	3,343,275	1,993,598	600,145	52,878,156
Public Services	45,900	32,490	71,825	64,665	40,889	255,769
Property Damage & Loss	428,760	448,740	1,337,375	1,464,782	1,714,700	5,394,357
Subtotal (Monetary Cost)	44,957,772	5,837,040	6,144,775	4,463,801	2,539,075	63,942,463
Quality of Life	78,461,316	14,185,170	10,522,200	5,205,772	506,496	108,880,954
Total (Comprehensive Cost)	123,419,088	20,022,210	16,667,300	9,669,573	3,045,571	172,823,742

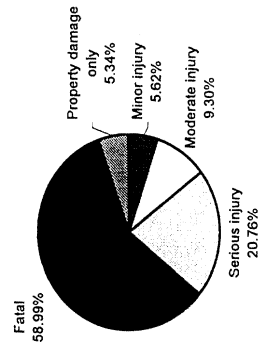
Gladwin County 1998

Traffic Crash Casualty Severity	Traffic Crash Casualties	Traffic Crash Costs
Property damage only	1202	\$2,303,032
Minor injury	123	\$2,424,822
Moderate injury	97	\$4,011,823
Serious injury	56	\$8,960,896
Fatal	8	\$25,458,016
Total		\$43,158,589
Average cost of traffic crash casualty		\$29,043

Traffic Crash Casualties

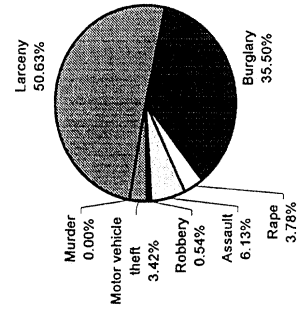


Traffic Crash Costs

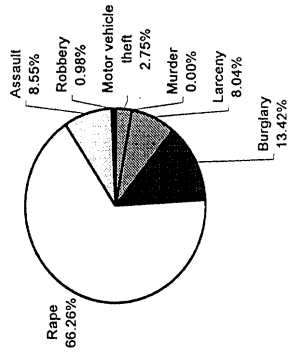


Index Crime Category	Number of Index Crimes	Index Crime Costs
Larceny	281	\$334,671
Burglary	197	\$558,298
Rape	21	\$2,756,439
Assault	34	\$355,504
Robbery	3	\$40,734
Motor vehicle theft	19	\$114,342
Murder	0	\$0
Total		\$4,159,988
Average cost of reported index crime		\$7,495

Index Crimes



Index Crime Costs



Costs of Traffic Crashes in Gladwin County (1997 dollars)						
	Fatal	Serious Injury	Moderate Injury	Minor Injury	Property Damage Only	Total
Medical Care	178,032	977,984	370,831	252,273	81,736	1,860,856
Future Earnings (Loss Wages)	8,425,216	1,319,528	755,242	476,748	383,438	11,360,172
Public Services	10,200	17,584	19,788	16,359	34,858	98,789
Property Damage & Loss	95,280	262,248	386,060	369,984	1,510,914	2,624,486
Subtotal (Monetary Cost)	8,708,736	2,577,400	1,531,921	1,115,241	2,009,744	15,943,042
Quality of Life	16,749,280	6,383,552	2,479,902	1,309,581	293,288	27,215,603
Total (Comprehensive Cost)	25,458,016	8,960,896	4,011,823	2,424,822	2,303,032	43,158,589

Costs of Index Crimes in Gladwin County (1997 dollars)								
	Murder	Rape	Assault	Robbery	Larceny	Burglary	Motor Vehicle Theft	Total
Medical Care	0	29,127	25,500	2,982	0	0	0	57,609
Future Earnings (Loss Wages)	0	83,265	43,928	5,604	5,339	4,728	1,330	144,194
Public Services	0	11,739	8,194	990	107,342	65,995	4,522	198,782
Property Damage & Loss	0	2,352	1,972	2,895	221,990	426,505	103,113	758,827
Subtotal (Monetary Cost)	0	126,483	79,594	12,474	334,671	497,228	108,965	1,159,415
Quality of Life	0	2,629,977	275,876	28,260	0	61,267	5,377	3,000,757
Total (Comprehensive Cost)	0	2,756,439	355,504	40,734	334,671	558,298	114,342	4,159,988

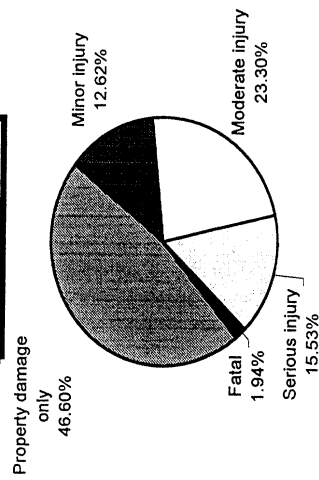
Gladwin County 1998

Alcohol-Involved Crashes

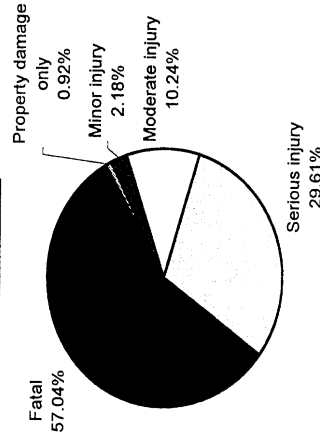
Traffic Crash Casualty Severity	Traffic Crash Casualties	Traffic Crash Costs
Property damage only	48	\$110,832
Minor injury	13	\$262,431
Moderate injury	24	\$1,230,816
Serious injury	16	\$3,559,504
Fatal	2	\$6,856,616
Total		\$12,020,199

Average cost of traffic crash casualty \$116,701

Traffic Crash Casualties



Traffic Crash Costs



Costs of Alcohol-Involved Traffic Crashes in Gladwin County (1997 dollars)

	Fatal	Serious Injury	Moderate Injury	Minor Injury	Property Damage Only	Total
Medical Care	44,508	372,720	102,816	25,532	6,624	552,200
Future Earnings (Loss Wages)	2,426,776	579,408	246,888	54,106	21,840	3,329,018
Public Services	2,550	5,776	5,304	1,755	1,488	16,873
Property Damage & Loss	23,820	79,776	98,760	39,754	62,400	304,510
Subtotal (Monetary Cost)	2,497,654	1,037,696	453,768	121,147	92,400	4,202,665
Quality of Life	4,358,962	2,521,808	777,024	141,284	18,432	7,817,510
Total (Comprehensive Cost)	6,856,616	3,559,504	1,230,816	262,431	110,832	12,020,199

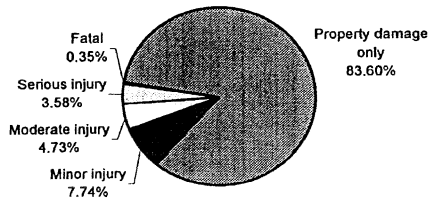
Gogebic County 1998

Traffic Crash Casualty Severity	Traffic Crash Casualties	Traffic Crash Costs
Property damage only	724	\$1,387,184
Minor injury	67	\$1,320,838
Moderate injury	41	\$1,695,719
Serious injury	31	\$4,960,496
Fatal	3	\$9,546,756
Total		\$18,910,993
Average cost of traffic crash casualty		\$21,837

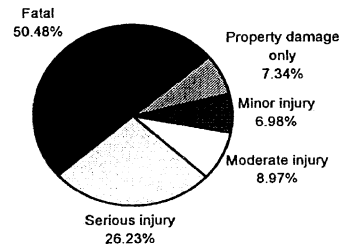
Index Crime Category	Number of Index Crimes	Index Crime Costs
Larceny	287	\$341,817
Burglary	113	\$320,242
Rape	16	\$2,100,144
Assault	15	\$156,840
Robbery	1	\$13,578
Motor vehicle theft	21	\$126,378
Murder	0	\$0
Total		\$3,058,999
Average cost of reported index crime		\$6,753

117

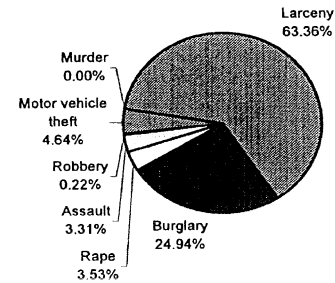
Traffic Crash Casualties



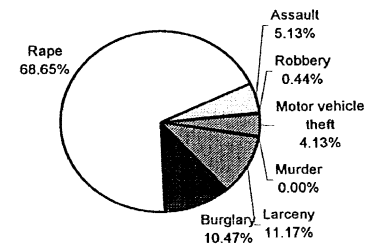
Traffic Crash Costs



Index Crimes



Index Crime Costs



Costs of Traffic Crashes in Gogebic County (1997 dollars)

	Fatal	Serious Injury	Moderate Injury	Minor Injury	Property Damage Only	Total
Medical Care	66,762	541,384	156,743	137,417	49,232	951,538
Future Earnings (Loss Wages)	3,159,456	730,453	319,226	259,692	230,956	4,699,783
Public Services	3,825	9,734	8,364	8,911	20,996	51,830
Property Damage & Loss	35,730	145,173	163,180	201,536	910,068	1,455,687
Subtotal (Monetary Cost)	3,265,776	1,426,775	647,513	607,489	1,210,528	7,158,081
Quality of Life	6,280,980	3,533,752	1,048,206	713,349	176,656	11,752,943
Total (Comprehensive Cost)	9,546,756	4,960,496	1,695,719	1,320,838	1,387,184	18,910,993

Costs of Index Crimes in Gogebic County (1997 dollars)

	Murder	Rape	Assault	Robbery	Larceny	Burglary	Motor Vehicle Theft	Total
Medical Care	0	22,192	11,250	994	0	0	0	34,436
Future Earnings (Loss Wages)	0	63,440	19,380	1,868	5,453	2,712	1,470	94,323
Public Services	0	8,944	3,615	330	109,634	37,855	4,998	165,376
Property Damage & Loss	0	1,792	870	965	226,730	244,645	113,967	588,969
Subtotal (Monetary Cost)	0	96,368	35,115	4,158	341,817	286,212	120,435	883,105
Quality of Life	0	2,003,792	121,710	9,420	0	35,143	5,943	2,176,008
Total (Comprehensive Cost)	0	2,100,144	156,840	13,578	341,817	320,242	126,378	3,058,999

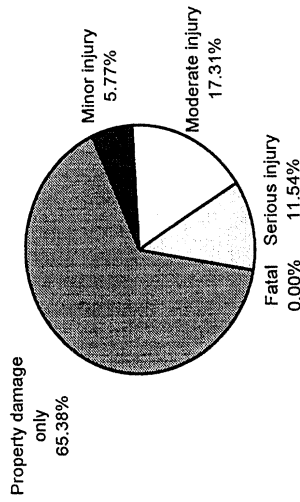
Gogebic County 1998

Alcohol-Involved Crashes

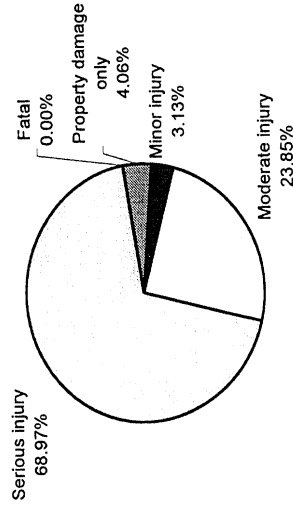
Traffic Crash Casualty Severity	Traffic Crash Casualties	Traffic Crash Costs
Property damage only	34	\$78,506
Minor injury	3	\$60,561
Moderate injury	9	\$461,556
Serious injury	6	\$1,334,814
Fatal	0	\$0
Total		\$1,935,437

Average cost of traffic crash casualty \$37,220

Traffic Crash Casualties



Traffic Crash Costs



Costs of Alcohol-Involved Traffic Crashes in Gogebic County (1997 dollars)

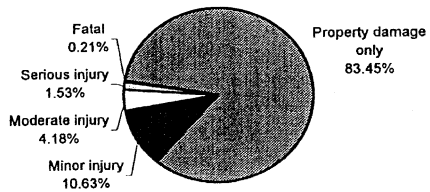
	Fatal	Serious Injury	Moderate Injury	Minor Injury	Property Damage Only	Total
Medical Care	0	139,770	38,556	5,892	4,692	188,910
Future Earnings (Loss Wages)	0	217,278	92,583	12,486	15,470	337,817
Public Services	0	2,166	1,989	405	1,054	5,614
Property Damage & Loss	0	29,916	37,035	9,174	44,200	120,325
Subtotal (Monetary Cost)	0	389,136	170,163	27,957	65,450	652,706
Quality of Life	0	945,678	291,384	32,604	13,056	1,282,722
Total (Comprehensive Cost)	0	1,334,814	461,556	60,561	78,506	1,935,437

Grand Traverse County 1998

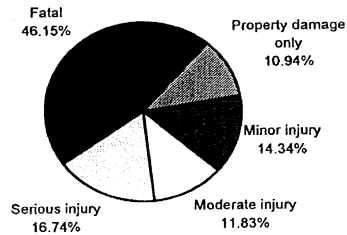
Traffic Crash Casualty Severity	Traffic Crash Casualties	Traffic Crash Costs
Property damage only	5511	\$10,559,076
Minor injury	702	\$13,839,228
Moderate injury	276	\$11,415,084
Serious injury	101	\$16,161,616
Fatal	14	\$44,551,528
Total		\$96,526,532
Average cost of traffic crash casualty		\$14,616

Index Crime Category	Number of Index Crimes	Index Crime Costs
Larceny	1356	\$1,614,996
Burglary	280	\$793,520
Rape	50	\$6,562,950
Assault	104	\$1,087,424
Robbery	6	\$81,468
Motor vehicle theft	74	\$445,332
Murder	4	\$12,814,768
Total		\$23,400,458
Average cost of reported index crime		\$12,487

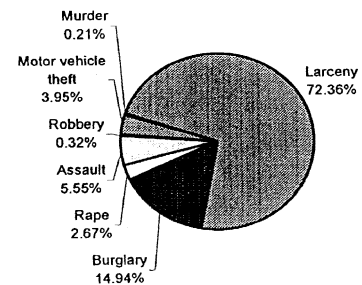
Traffic Crash Casualties



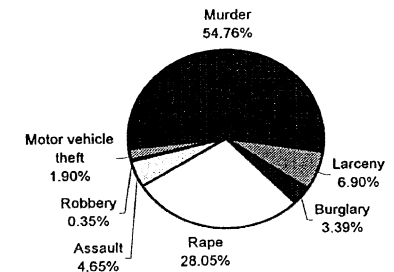
Traffic Crash Costs



Index Crimes



Index Crime Costs



Costs of Traffic Crashes in Grand Traverse County (1997 dollars)						
	Fatal	Serious Injury	Moderate Injury	Minor Injury	Property Damage Only	Total
Medical Care	311,556	1,763,864	1,055,148	1,439,802	374,748	4,945,118
Future Earnings (Loss Wages)	14,744,128	2,379,863	2,148,936	2,720,952	1,758,009	23,751,888
Public Services	17,850	31,714	56,304	93,366	159,819	359,053
Property Damage & Loss	166,740	472,983	1,098,480	2,111,616	6,927,327	10,777,146
Subtotal (Monetary Cost)	15,240,288	4,648,525	4,358,868	6,365,034	9,214,392	39,827,107
Quality of Life	29,311,240	11,513,192	7,056,216	7,474,194	1,344,684	56,699,526
Total (Comprehensive Cost)	44,551,528	16,161,616	11,415,084	13,839,228	10,559,076	96,526,532

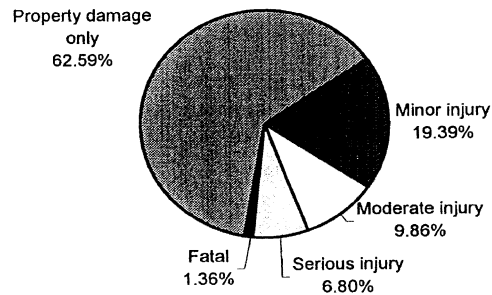
Costs of Index Crimes in Grand Traverse County (1997 dollars)								
	Murder	Rape	Assault	Robbery	Larceny	Burglary	Motor Vehicle Theft	Total
Medical Care	90,364	69,350	78,000	5,964	0	0	0	243,678
Future Earnings (Loss Wages)	4,584,528	198,250	134,368	11,208	25,764	6,720	5,180	4,966,018
Public Services	8,636	27,950	25,064	1,980	517,992	93,800	17,612	693,034
Property Damage & Loss	5,296	5,600	6,032	5,790	1,071,240	606,200	401,598	2,101,756
Subtotal (Monetary Cost)	4,688,820	301,150	243,464	24,948	1,614,996	706,720	424,390	8,004,488
Quality of Life	8,125,944	6,261,850	843,856	56,520	0	87,080	20,942	15,396,192
Total (Comprehensive Cost)	12,814,768	6,562,950	1,087,424	81,468	1,614,996	793,520	445,332	23,400,458

Grand Traverse County 1998

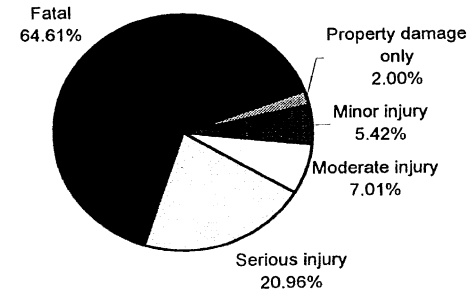
Alcohol-Involved Crashes

Traffic Crash Casualty Severity	Traffic Crash Casualties	Traffic Crash Costs
Property damage only	184	\$424,856
Minor injury	57	\$1,150,659
Moderate injury	29	\$1,487,236
Serious injury	20	\$4,449,380
Fatal	4	\$13,713,232
Total		\$21,225,363
Average cost of traffic crash casualty		\$72,195

Traffic Crash Casualties



Traffic Crash Costs



123

Costs of Alcohol-Involved Traffic Crashes in Grand Traverse County (1997 dollars)

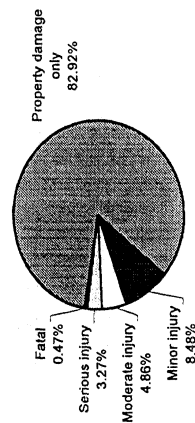
	Fatal	Serious Injury	Moderate Injury	Minor Injury	Property Damage Only	Total
Medical Care	89,016	465,900	124,236	111,948	25,392	816,492
Future Earnings (Loss Wages)	4,853,552	724,260	298,323	237,234	83,720	6,197,089
Public Services	5,100	7,220	6,409	7,695	5,704	32,128
Property Damage & Loss	47,640	99,720	119,335	174,306	239,200	680,201
Subtotal (Monetary Cost)	4,995,308	1,297,120	548,303	531,183	354,200	7,726,114
Quality of Life	8,717,924	3,152,260	938,904	619,476	70,656	13,499,220
Total (Comprehensive Cost)	13,713,232	4,449,380	1,487,236	1,150,659	424,856	21,225,363

Gratiot County 1998

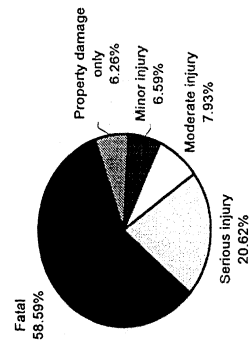
Traffic Crash Severity	Traffic Crash Casualties	Traffic Crash Costs
Property damage only	2131	\$4,082,996
Minor injury	218	\$4,297,652
Moderate injury	125	\$5,169,875
Serious injury	84	\$13,441,344
Fatal	12	\$38,187,024
Total		\$65,178,891
Average cost of traffic crash casualty		\$25,361

Index Crime Category	Number of Index Crimes	Index Crime Costs
Larceny	697	\$830,127
Burglary	179	\$507,286
Rape	18	\$2,362,662
Assault	41	\$428,696
Robbery	3	\$40,734
Motor vehicle theft	44	\$264,792
Murder	1	\$3,203,692
Total		\$7,637,989
Average cost of reported index crime		\$7,770

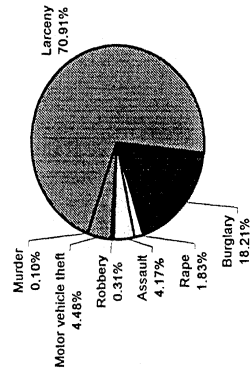
Traffic Crash Casualties



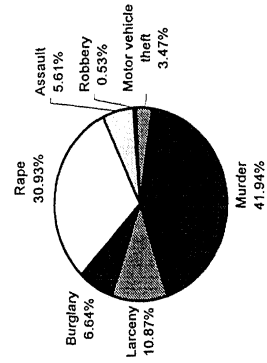
Traffic Crash Costs



Index Crimes



Index Crime Costs



Costs of Traffic Crashes in Gratiot County (1997 dollars)

	Fatal	Serious Injury	Moderate Injury	Minor Injury	Property Damage Only	Total
Medical Care	267,048	1,466,976	477,875	447,118	144,908	2,803,925
Future Earnings (Loss Wages)	12,637,824	1,979,292	973,250	844,968	679,789	17,115,123
Public Services	15,300	26,376	25,500	28,994	61,799	157,969
Property Damage & Loss	142,920	393,372	497,500	655,744	2,678,667	4,368,203
Subtotal (Monetary Cost)	13,063,104	3,866,100	1,974,125	1,976,606	3,563,032	24,442,967
Quality of Life	25,123,920	9,575,328	3,195,750	2,321,046	519,964	40,736,008
Total (Comprehensive Cost)	38,187,024	13,441,344	5,169,875	4,297,652	4,082,996	65,178,891

Costs of Index Crimes in Gratiot County (1997 dollars)

	Murder	Rape	Assault	Robbery	Larceny	Burglary	Motor Vehicle Theft	Total
Medical Care	22,591	24,966	30,750	2,982	0	0	0	81,289
Future Earnings (Loss Wages)	1,146,132	71,370	52,972	5,604	13,243	4,296	3,080	1,296,697
Public Services	2,159	10,062	9,881	990	266,254	59,965	10,472	359,783
Property Damage & Loss	1,324	2,016	2,378	2,895	550,630	387,535	238,788	1,185,566
Subtotal (Monetary Cost)	1,172,205	108,414	95,981	12,474	830,127	451,796	252,340	2,923,337
Quality of Life	2,031,486	2,254,266	332,674	28,260	0	55,669	12,452	4,714,807
Total (Comprehensive Cost)	3,203,692	2,362,662	428,696	40,734	830,127	507,286	264,792	7,637,989

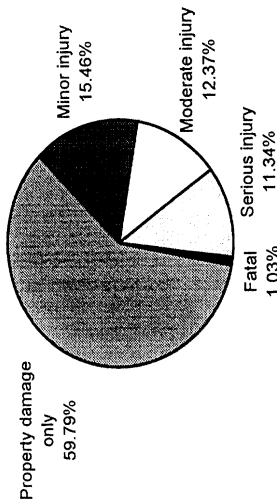
Gratiot County 1998

Alcohol-Involved Crashes

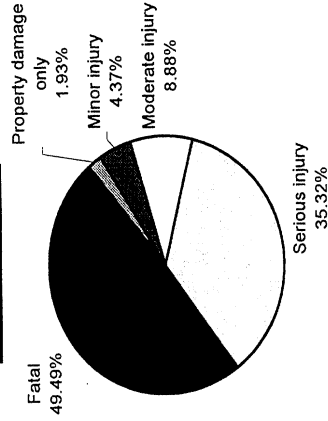
Traffic Crash Casualty Severity	Traffic Crash Casualties	Traffic Crash Costs
Property damage only	58	\$133,922
Minor injury	15	\$302,805
Moderate injury	12	\$615,408
Serious injury	11	\$2,447,159
Fatal	1	\$3,428,308
Total		\$6,927,602

Average cost of traffic crash casualty \$71,419

Traffic Crash Casualties



Traffic Crash Costs



Costs of Alcohol-Involved Traffic Crashes in Gratiot County (1997 dollars)

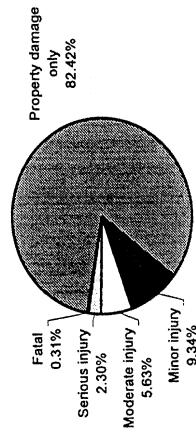
	Fatal	Serious Injury	Moderate Injury	Minor Injury	Property Damage Only	Total
Medical Care		22,254	51,408	29,460	8,004	367,371
Future Earnings (Loss Wages)	1,213,388	398,343	123,444	62,430	26,390	1,823,995
Public Services	1,275	3,971	2,652	2,025	1,798	11,721
Property Damage & Loss	11,910	54,846	49,380	45,870	75,400	237,406
Subtotal (Monetary Cost)	1,248,827	713,416	226,884	139,785	111,650	2,440,562
Quality of Life	2,179,481	1,733,743	388,512	163,020	22,272	4,487,028
Total (Comprehensive Cost)	3,428,308	2,447,159	615,408	302,805	133,922	6,927,602

Hillsdale County 1998

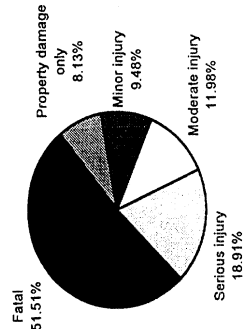
Traffic Crash Severity	Traffic Crash Casualties	Traffic Crash Costs
Property damage only	2620	\$5,019,920
Minor injury	297	\$5,855,058
Moderate injury	179	\$7,403,261
Serious injury	73	\$11,681,168
Fatal	10	\$31,822,520
Total		\$61,781,927
Average cost of traffic crash casualty		\$19,434

Index Crime Category	Number of Index Crimes	Index Crime Costs
Larceny	1,742	\$883,722
Burglary	195	\$552,630
Rape	29	\$3,806,511
Assault	73	\$763,288
Robbery	4	\$54,312
Motor vehicle theft	37	\$222,666
Murder	1	\$3,203,692
Total		\$9,486,821
Average cost of reported index crime		\$8,776

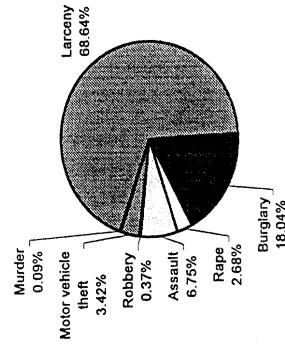
Traffic Crash Casualties



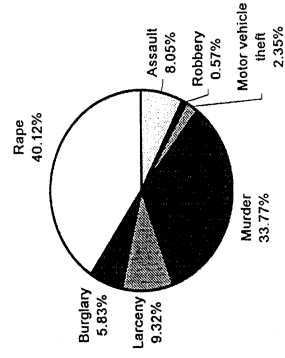
Traffic Crash Costs



Index Crimes



Index Crime Costs



Costs of Traffic Crashes in Hillsdale County (1997 dollars)

	Fatal	Serious Injury	Moderate Injury	Minor Injury	Property Damage Only	Total
Medical Care	222,540	1,274,872	684,317	609,147	178,160	2,969,036
Future Earnings (Loss Wages)	10,531,520	1,720,099	1,393,694	1,151,172	835,780	15,632,265
Public Services	12,750	22,922	36,516	39,501	75,980	187,669
Property Damage & Loss	119,100	341,859	712,420	893,376	3,293,340	5,360,095
Subtotal (Monetary Cost)	10,885,920	3,359,825	2,826,947	2,692,899	4,380,640	24,146,231
Quality of Life	20,936,600	8,321,416	4,576,314	3,162,159	639,280	37,635,769
Total (Comprehensive Cost)	31,822,520	11,681,168	7,403,261	5,855,058	5,019,920	61,781,927

Costs of Index Crimes in Hillsdale County (1997 dollars)

	Murder	Rape	Assault	Robbery	Larceny	Burglary	Motor Vehicle Theft	Total
Medical Care	22,591	40,223	54,750	3,976	0	0	0	121,540
Future Earnings (Loss Wages)	1,146,132	114,985	94,316	7,472	14,098	4,680	2,590	1,384,273
Public Services	2,159	16,211	17,593	1,320	283,444	65,325	8,806	394,858
Property Damage & Loss	1,324	3,248	4,234	3,860	586,180	422,175	200,799	1,221,820
Subtotal (Monetary Cost)	1,172,205	174,667	170,893	16,632	883,722	492,180	212,195	3,122,494
Quality of Life	2,031,486	3,631,873	592,322	37,680	0	60,645	10,471	6,364,477
Total (Comprehensive Cost)	3,203,692	3,806,511	763,288	54,312	883,722	552,630	222,666	9,486,821

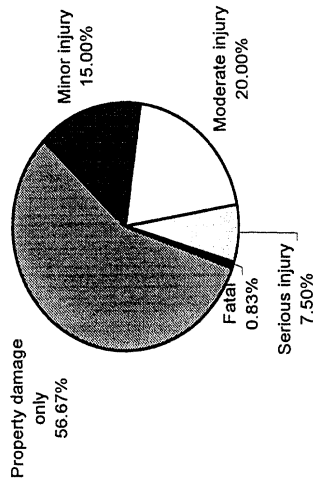
Hillsdale County 1998

Alcohol-Involved Crashes

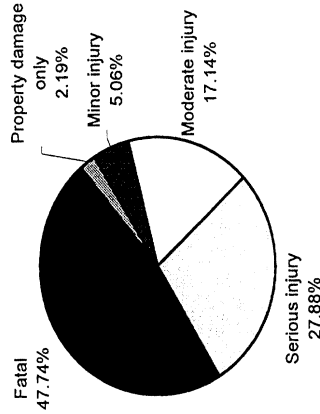
Traffic Crash Casualty Severity	Traffic Crash Casualties	Traffic Crash Costs
Property damage only	68	\$157,012
Minor injury	18	\$363,366
Moderate injury	24	\$1,230,816
Serious injury	9	\$2,002,221
Fatal	1	\$3,428,308
Total		\$7,181,723

Average cost of traffic crash casualty \$59,848

Traffic Crash Casualties



Traffic Crash Costs



Costs of Alcohol-Involved Traffic Crashes in Hillsdale County (1997 dollars)

	Fatal	Serious Injury	Moderate Injury	Minor Injury	Property Damage Only	Total
Medical Care	22,254	209,655	102,816	35,352	9,384	379,461
Future Earnings (Loss Wages)	1,213,388	325,917	246,888	74,916	30,940	1,892,049
Public Services	1,275	3,249	5,304	2,430	2,108	14,366
Property Damage & Loss	11,910	44,874	98,760	55,044	88,400	298,988
Subtotal (Monetary Cost)	1,248,827	583,704	453,768	167,742	130,900	2,584,941
Quality of Life	2,179,481	1,418,517	777,024	195,624	26,112	4,596,758
Total (Comprehensive Cost)	3,428,308	2,002,221	1,230,816	363,366	157,012	7,181,723

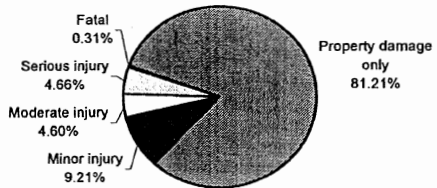
Houghton County 1998

Traffic Crash Casualty Severity	Traffic Crash Casualties	Traffic Crash Costs
Property damage only	1552	\$2,973,632
Minor injury	176	\$3,469,664
Moderate injury	88	\$3,639,592
Serious injury	89	\$14,241,424
Fatal	6	\$19,093,512
Total		\$43,417,824
Average cost of traffic crash casualty		\$22,720

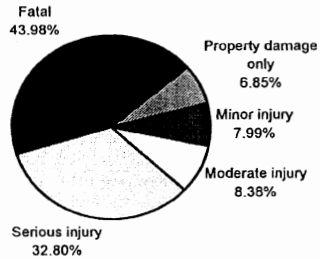
Index Crime Category	Number of Index Crimes	Index Crime Costs
Larceny	424	\$504,984
Burglary	82	\$232,388
Rape	13	\$1,706,367
Assault	19	\$198,664
Robbery	1	\$13,578
Motor vehicle theft	30	\$180,540
Murder	0	\$0
Total		\$2,836,521
Average cost of reported index crime		\$4,985

133

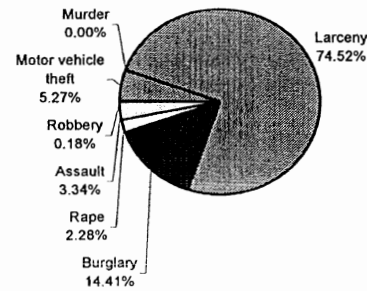
Traffic Crash Casualties



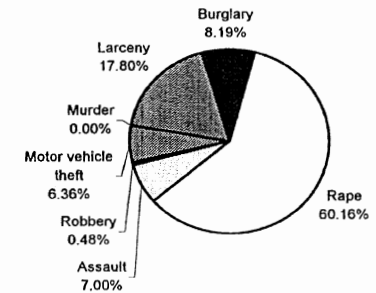
Traffic Crash Costs



Index Crimes



Index Crime Costs



Costs of Traffic Crashes in Houghton County (1997 dollars)

	Fatal	Serious Injury	Moderate Injury	Minor Injury	Property Damage Only	Total
Medical Care	133,524	1,554,296	336,424	360,976	105,536	2,490,756
Future Earnings (Loss Wages)	6,318,912	2,097,107	685,168	682,176	495,088	10,278,451
Public Services	7,650	27,946	17,952	23,408	45,008	121,964
Property Damage & Loss	71,460	416,787	350,240	529,408	1,950,864	3,318,759
Subtotal (Monetary Cost)	6,531,552	4,096,225	1,389,784	1,595,792	2,594,944	16,208,297
Quality of Life	12,561,960	10,145,288	2,249,808	1,873,872	378,688	27,209,616
Total (Comprehensive Cost)	19,093,512	14,241,424	3,639,592	3,469,664	2,973,632	43,417,824

Costs of Index Crimes in Houghton County (1997 dollars)

	Murder	Rape	Assault	Robbery	Larceny	Burglary	Motor Vehicle Theft	Total
Medical Care	0	18,031	14,250	994	0	0	0	33,275
Future Earnings (Loss Wages)	0	51,545	24,548	1,868	8,056	1,968	2,100	90,085
Public Services	0	7,267	4,579	330	161,968	27,470	7,140	208,754
Property Damage & Loss	0	1,456	1,102	965	334,960	177,530	162,810	678,823
Subtotal (Monetary Cost)	0	78,299	44,479	4,158	504,984	206,968	172,050	1,010,938
Quality of Life	0	1,628,081	154,166	9,420	0	25,502	8,490	1,825,659
Total (Comprehensive Cost)	0	1,706,367	198,664	13,578	504,984	232,388	180,540	2,836,521

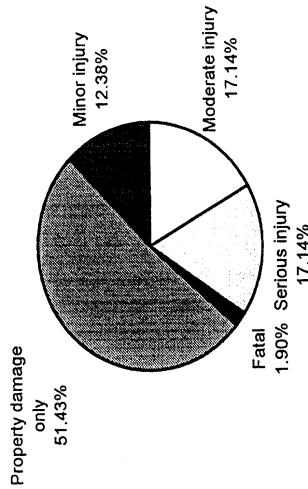
Houghton County 1998

Alcohol-Involved Crashes

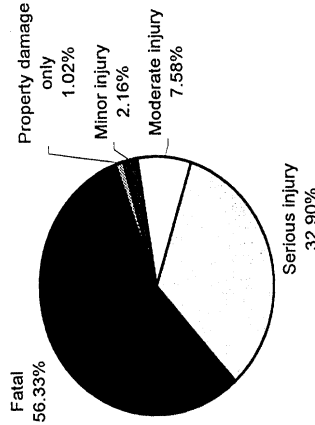
Traffic Crash Casualty Severity	Traffic Crash Casualties	Traffic Crash Costs
Property damage only	54	\$124,686
Minor injury	13	\$262,431
Moderate injury	18	\$923,112
Serious injury	18	\$4,004,442
Fatal	2	\$6,856,616
Total		\$12,171,287

Average cost of traffic crash casualty \$115,917

Traffic Crash Casualties



Traffic Crash Costs



Costs of Alcohol-Involved Traffic Crashes in Houghton County (1997 dollars)

	Fatal	Serious Injury	Moderate Injury	Minor Injury	Property Damage Only	Total
Medical Care	44,508	419,310	77,112	25,532	7,452	573,914
Future Earnings (Loss Wages)	2,426,776	651,834	185,166	54,106	24,570	3,342,452
Public Services	2,550	6,498	3,978	1,755	1,674	16,455
Property Damage & Loss	23,820	89,748	74,070	39,754	70,200	297,592
Subtotal (Monetary Cost)	2,497,654	1,167,408	340,326	121,147	103,950	4,230,485
Quality of Life	4,358,962	2,837,034	582,768	141,284	20,736	7,940,784
Total (Comprehensive Cost)	6,856,616	4,004,442	923,112	262,431	124,686	12,171,287


Huron County 1998

Traffic Crash Casualty Severity	Traffic Crash Casualties	Traffic Crash Costs
Property damage only	2253	\$4,316,748
Minor injury	206	\$4,061,084
Moderate injury	123	\$5,087,157
Serious injury	63	\$10,081,008
Fatal	5	\$15,911,260
Total		\$39,457,257
Average cost of traffic crash casualty		\$14,890

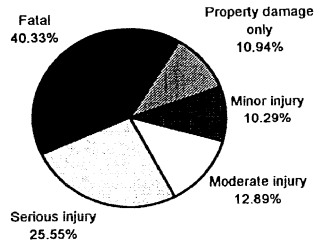
Index Crime Category	Number of Index Crimes	Index Crime Costs
Larceny	449	\$534,759
Burglary	139	\$393,926
Rape	12	\$1,575,108
Assault	30	\$313,680
Robbery	0	\$0
Motor vehicle theft	27	\$162,486
Murder	0	\$0
Total		\$2,979,959
Average cost of reported index crime		\$4,536

137

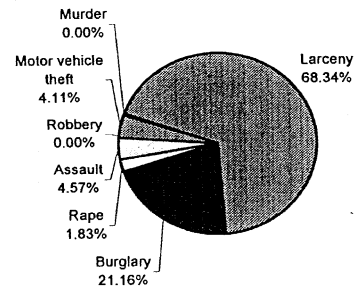
Traffic Crash Casualties



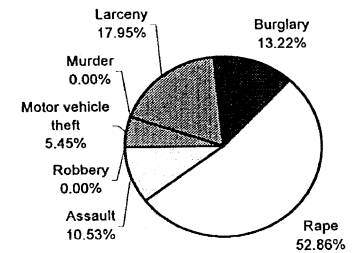
Traffic Crash Costs



Index Crimes



Index Crime Costs



Costs of Traffic Crashes in Huron County (1997 dollars)

	Fatal	Serious Injury	Moderate Injury	Minor Injury	Property Damage Only	Total
Medical Care	111,270	1,100,232	470,229	422,506	153,204	2,257,441
Future Earnings (Loss Wages)	5,265,760	1,484,469	957,678	798,456	718,707	9,225,070
Public Services	6,375	19,782	25,092	27,398	65,337	143,984
Property Damage & Loss	59,550	295,029	489,540	619,648	2,832,021	4,295,788
Subtotal (Monetary Cost)	5,442,960	2,899,575	1,942,539	1,867,802	3,767,016	15,919,892
Quality of Life	10,468,300	7,181,496	3,144,618	2,193,282	549,732	23,537,428
Total (Comprehensive Cost)	15,911,260	10,081,008	5,087,157	4,061,084	4,316,748	39,457,257

Costs of Index Crimes in Huron County (1997 dollars)

	Murder	Rape	Assault	Robbery	Larceny	Burglary	Motor Vehicle Theft	Total
Medical Care	0	16,644	22,500	0	0	0	0	39,144
Future Earnings (Loss Wages)	0	47,580	38,760	0	8,531	3,336	1,890	100,097
Public Services	0	6,708	7,230	0	171,518	46,565	6,426	238,447
Property Damage & Loss	0	1,344	1,740	0	354,710	300,935	146,529	805,258
Subtotal (Monetary Cost)	0	72,276	70,230	0	534,759	350,836	154,845	1,182,946
Quality of Life	0	1,502,844	243,420	0	0	43,229	7,641	1,797,134
Total (Comprehensive Cost)	0	1,575,108	313,680	0	534,759	393,926	162,486	2,979,959

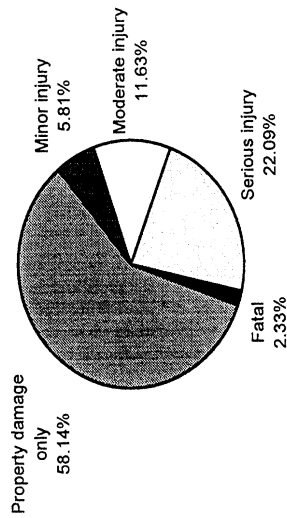
Huron County 1998

Alcohol-Involved Crashes

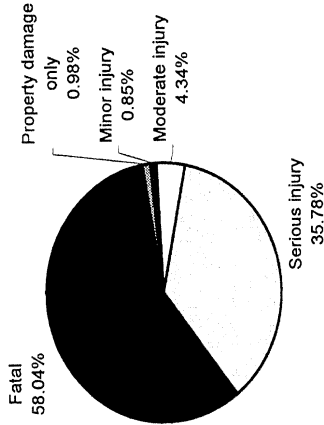
Traffic Crash Casualty Severity	Traffic Crash Casualties	Traffic Crash Costs
Property damage only	50	\$115,450
Minor injury	5	\$100,935
Moderate injury	10	\$512,840
Serious injury	19	\$4,226,911
Fatal	2	\$6,856,616
Total		\$11,812,752

Average cost of traffic crash casualty \$137,358

Traffic Crash Casualties



Traffic Crash Costs




Costs of Alcohol-Involved Traffic Crashes in Huron County (1997 dollars)

	Fatal	Serious Injury	Moderate Injury	Minor Injury	Property Damage Only	Total
Medical Care	44,508	442,605	42,840	9,820	6,900	546,673
Future Earnings (Loss Wages)	2,426,776	688,047	102,870	20,810	22,750	3,261,253
Public Services	2,550	6,859	2,210	675	1,550	13,844
Property Damage & Loss	23,820	94,734	41,150	15,290	65,000	239,994
Subtotal (Monetary Cost)	2,497,654	1,232,264	189,070	46,595	96,250	4,061,833
Quality of Life	4,358,962	2,994,647	323,760	54,340	19,200	7,750,909
Total (Comprehensive Cost)	6,856,616	4,226,911	512,840	100,935	115,450	11,812,752

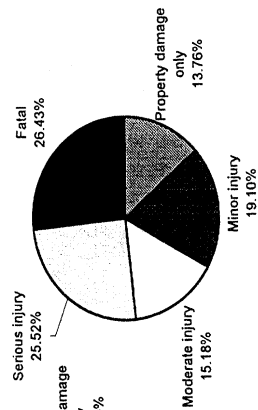
Ingham County 1998

Traffic Crash Severity	Traffic Crash Casualties	Traffic Crash Costs
Property damage only	17297	\$33,141,052
Minor injury	2333	\$45,992,762
Moderate injury	884	\$36,561,356
Serious injury	384	\$61,446,144
Fatal	20	\$63,645,040
Total	20,918	\$240,786,354
Average cost of traffic crash casualty		\$11,511

Traffic Crash Casualties

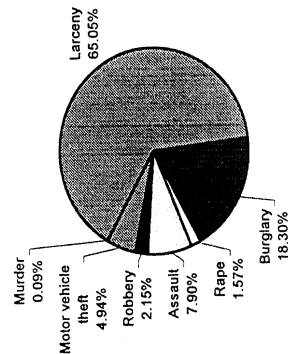


Traffic Crash Costs

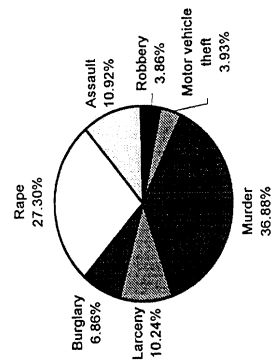


Index Crime Category	Number of Index Crimes	Index Crime Costs
Larceny	10462	\$12,460,242
Burglary	2944	\$8,343,296
Rape	253	\$33,208,527
Assault	1270	\$13,279,120
Robbery	346	\$4,697,988
Motor vehicle theft	795	\$4,784,310
Murder	14	\$44,851,688
Total	16,164	\$121,625,171
Average cost of reported index crime		\$7,562

Index Crimes



Index Crime Costs



Costs of Traffic Crashes in Ingham County (1997 dollars)

	Fatal	Serious Injury	Moderate Injury	Minor Injury	Property Damage Only	Total
Medical Care	445,080	6,706,176	3,379,532	4,784,983	1,176,196	16,491,967
Future Earnings (Loss Wages)	21,063,040	9,048,192	6,882,824	9,042,708	5,517,743	51,554,507
Public Services	25,500	120,576	180,336	310,289	501,613	1,138,314
Property Damage & Loss	238,200	1,798,272	3,518,320	7,017,664	21,742,329	34,314,785
Subtotal (Monetary Cost)	21,771,840	17,673,600	13,961,012	21,153,311	28,920,884	103,480,347
Quality of Life	41,873,200	43,772,928	22,600,344	24,839,451	4,220,468	137,306,391
Total (Comprehensive Cost)	63,645,040	61,446,144	36,561,356	45,992,762	33,141,052	240,786,354

Costs of Index Crimes in Ingham County (1997 dollars)

	Murder	Rape	Assault	Robbery	Larceny	Burglary	Motor Vehicle Theft	Total
Medical Care	316,274	350,911	952,500	343,924	0	0	0	1,963,609
Future Earnings (Loss Wages)	16,045,848	1,003,145	1,640,840	646,328	198,778	70,656	55,650	19,661,245
Public Services	30,226	141,427	306,070	114,180	3,996,484	986,240	189,210	5,763,837
Property Damage & Loss	18,536	28,336	73,660	333,890	8,264,980	6,373,760	4,314,465	19,407,627
Subtotal (Monetary Cost)	16,410,870	1,523,819	2,973,070	1,438,668	12,460,242	7,430,656	4,559,325	46,796,650
Quality of Life	28,440,804	31,684,961	10,304,780	3,259,320	0	915,584	224,965	74,830,434
Total (Comprehensive Cost)	44,851,688	33,208,527	13,279,120	4,697,988	12,460,242	8,343,296	4,784,310	121,625,171

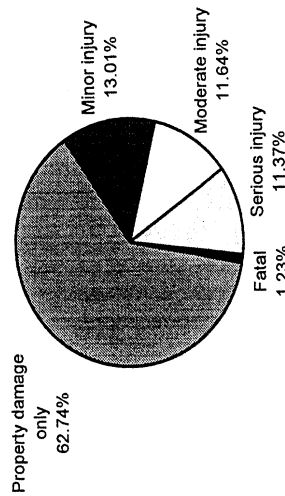
Ingham County 1998

Alcohol-Involved Crashes

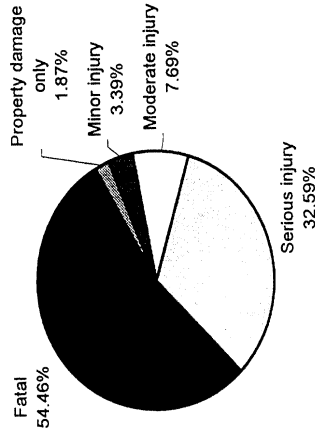
Traffic Crash Casualty Severity	Traffic Crash Casualties	Traffic Crash Costs
Property damage only	458	\$1,057,522
Minor injury	95	\$1,917,765
Moderate injury	85	\$4,359,140
Serious injury	83	\$18,464,927
Fatal	9	\$30,854,772
Total		\$56,654,126

Average cost of traffic crash casualty \$77,608

Traffic Crash Casualties



Traffic Crash Costs



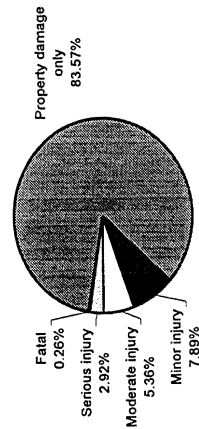
Costs of Alcohol-Involved Traffic Crashes in Ingham County (1997 dollars)

	Fatal	Serious Injury	Moderate injury	Minor Injury	Property Damage Only	Total
Medical Care	200,286	1,933,485	364,140	186,580	63,204	2,747,695
Future Earnings (Loss Wages)	10,920,492	3,005,679	874,395	395,390	208,390	15,404,346
Public Services	11,475	29,963	18,785	12,825	14,198	87,246
Property Damage & Loss	107,190	413,838	349,775	290,510	595,400	1,756,713
Subtotal (Monetary Cost)	11,239,443	5,383,048	1,607,095	885,305	881,650	19,996,541
Quality of Life	19,615,329	13,081,879	2,751,960	1,032,460	175,872	36,657,500
Total (Comprehensive Cost)	30,854,772	18,464,927	4,359,140	1,917,765	1,057,522	56,654,126

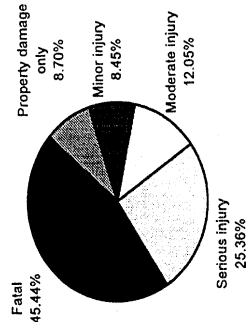
Ionia County 1998

Traffic Crash Severity	Traffic Crash Casualties	Traffic Crash Costs
Property damage only	3178	\$6,089,048
Minor injury	300	\$5,914,200
Moderate injury	204	\$8,437,236
Serious injury	111	\$17,761,776
Fatal	10	\$31,822,520
Total		\$70,024,780
Average cost of traffic crash casualty		\$18,413

Traffic Crash Casualties

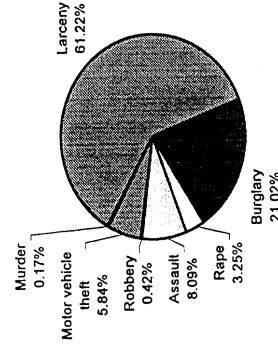


Traffic Crash Costs

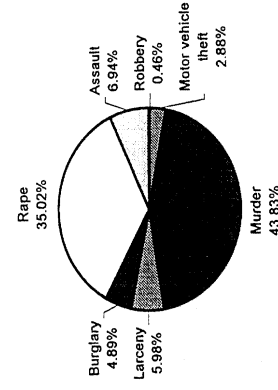


Index Crime Category	Number of Index Crimes	Index Crime Costs
Larceny	734	\$874,194
Burglary	252	\$714,168
Rape	39	\$5,119,101
Assault	97	\$1,014,232
Robbery	5	\$67,890
Motor vehicle theft	70	\$421,260
Murder	2	\$6,407,384
Total		\$14,618,229
Average cost of reported index crime		\$12,192

Index Crimes



Index Crime Costs



Costs of Traffic Crashes in Ionia County (1997 dollars)

	Fatal	Serious Injury	Moderate Injury	Minor Injury	Property Damage Only	Total
Medical Care	222,540	1,938,504	779,892	615,300	216,104	3,772,340
Future Earnings (Loss Wages)	10,531,520	2,615,493	1,588,344	1,162,800	1,013,782	16,911,939
Public Services	12,750	34,854	41,616	39,900	92,162	221,282
Property Damage & Loss	119,100	519,813	811,920	902,400	3,994,746	6,347,979
Subtotal (Monetary Cost)	10,885,920	5,108,775	3,221,772	2,720,100	5,313,616	27,250,183
Quality of Life	20,936,600	12,653,112	5,215,464	3,194,100	775,432	42,774,708
Total (Comprehensive Cost)	31,822,520	17,761,776	8,437,236	5,914,200	6,089,048	70,024,780

Costs of Index Crimes in Ionia County (1997 dollars)

	Murder	Rape	Assault	Robbery	Larceny	Burglary	Motor Vehicle Theft	Total
Medical Care	45,182	54,093	72,750	4,970	0	0	0	176,995
Future Earnings (Loss Wages)	2,292,264	154,635	125,324	9,340	13,946	6,048	4,900	2,606,457
Public Services	4,318	21,801	23,377	1,650	280,388	84,420	16,660	432,614
Property Damage & Loss	2,648	4,368	5,626	4,825	579,860	545,580	379,890	1,522,797
Subtotal (Monetary Cost)	2,344,410	234,897	227,077	20,790	874,194	636,048	401,450	4,738,866
Quality of Life	4,062,972	4,884,243	787,058	47,100	0	78,372	19,810	9,879,555
Total (Comprehensive Cost)	6,407,384	5,119,101	1,014,232	67,890	874,194	714,168	421,260	14,618,229

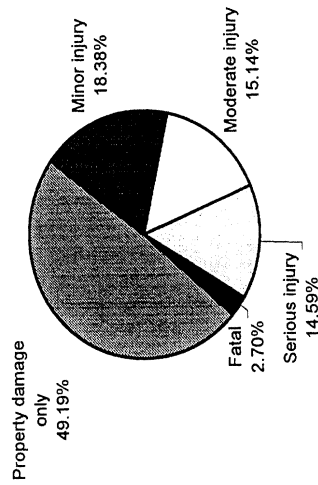
Ionia County 1998

Alcohol-Involved Crashes

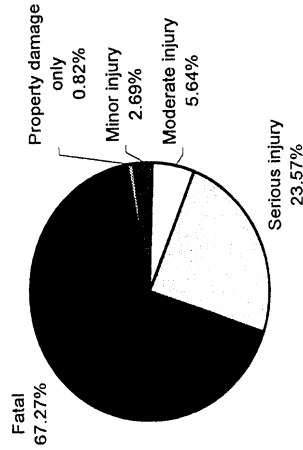
Traffic Crash Casualty Severity	Traffic Crash Casualties	Traffic Crash Costs
Property damage only	91	\$210,119
Minor injury	34	\$686,358
Moderate injury	28	\$1,435,952
Serious injury	27	\$6,006,663
Fatal	5	\$17,141,540
Total		\$25,480,632

Average cost of traffic crash casualty \$137,733

Traffic Crash Casualties



Traffic Crash Costs



Costs of Alcohol-Involved Traffic Crashes in Ionia County (1997 dollars)

	Fatal	Serious Injury	Moderate Injury	Minor Injury	Property Damage Only	Total
Medical Care	111,270	628,965	119,952	66,776	12,558	939,521
Future Earnings (Loss Wages)	6,066,940	977,751	288,036	141,508	41,405	7,515,640
Public Services	6,375	9,747	6,188	4,590	2,821	29,721
Property Damage & Loss	59,550	134,622	115,220	103,972	118,300	531,664
Subtotal (Monetary Cost)	6,244,135	1,751,112	529,396	316,846	175,175	9,016,664
Quality of Life	10,897,405	4,255,551	906,528	369,512	34,944	16,463,940
Total (Comprehensive Cost)	17,141,540	6,006,663	1,435,952	686,358	210,119	25,480,632

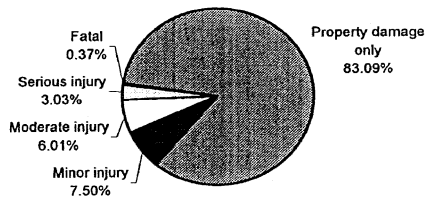
Iosco County 1998

Traffic Crash Casualty Severity	Traffic Crash Casualties	Traffic Crash Costs
Property damage only	1562	\$2,992,792
Minor injury	141	\$2,779,674
Moderate injury	113	\$4,673,567
Serious injury	57	\$9,120,912
Fatal	7	\$22,275,764
Total		\$41,842,709
Average cost of traffic crash casualty		\$22,257

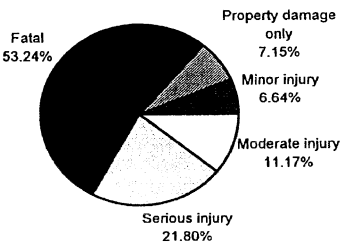
Index Crime Category	Number of Index Crimes	Index Crime Costs
Larceny	576	\$686,016
Burglary	241	\$682,994
Rape	15	\$1,968,885
Assault	31	\$324,136
Robbery	1	\$13,578
Motor vehicle theft	32	\$192,576
Murder	0	\$0
Total		\$3,868,185
Average cost of reported index crime		\$4,317

149

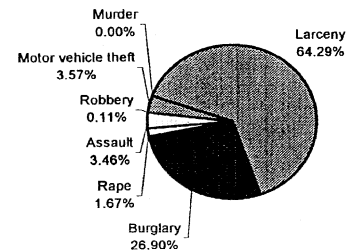
Traffic Crash Casualties



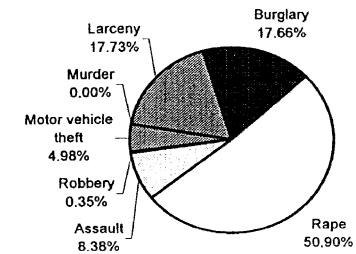
Traffic Crash Costs



Index Crimes



Index Crime Costs



Costs of Traffic Crashes in losco County (1997 dollars)						
	Fatal	Serious Injury	Moderate Injury	Minor Injury	Property Damage Only	Total
Medical Care	155,778	995,448	431,999	289,191	106,216	1,978,632
Future Earnings (Loss Wages)	7,372,064	1,343,091	879,818	546,516	498,278	10,639,767
Public Services	8,925	17,898	23,052	18,753	45,298	113,926
Property Damage & Loss	83,370	266,931	449,740	424,128	1,963,434	3,187,603
Subtotal (Monetary Cost)	7,620,144	2,623,425	1,784,609	1,278,447	2,611,664	15,918,289
Quality of Life	14,655,620	6,497,544	2,888,958	1,501,227	381,128	25,924,477
Total (Comprehensive Cost)	22,275,764	9,120,912	4,673,567	2,779,674	2,992,792	41,842,709

Costs of Index Crimes in losco County (1997 dollars)								
	Murder	Rape	Assault	Robbery	Larceny	Burglary	Motor Vehicle Theft	Total
Medical Care	0	20,805	23,250	994	0	0	0	45,049
Future Earnings (Loss Wages)	0	59,475	40,052	1,868	10,944	5,784	2,240	120,363
Public Services	0	8,385	7,471	330	220,032	80,735	7,616	324,569
Property Damage & Loss	0	1,680	1,798	965	455,040	521,765	173,664	1,154,912
Subtotal (Monetary Cost)	0	90,345	72,571	4,158	686,016	608,284	183,520	1,644,894
Quality of Life	0	1,878,555	251,534	9,420	0	74,951	9,056	2,223,516
Total (Comprehensive Cost)	0	1,968,885	324,136	13,578	686,016	682,994	192,576	3,868,185

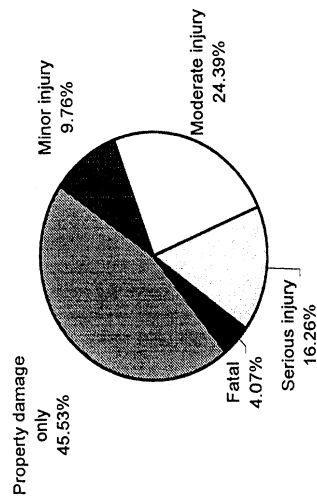
Iosco County 1998

Alcohol-Involved Crashes

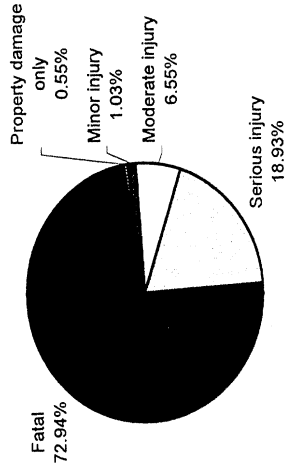
Traffic Crash Casualty Severity	Traffic Crash Casualties	Traffic Crash Costs
Property damage only	56	\$129,304
Minor injury	12	\$242,244
Moderate injury	30	\$1,538,520
Serious injury	20	\$4,449,380
Fatal	5	\$17,141,540
Total		\$23,500,988

Average cost of traffic crash casualty \$191,065

Traffic Crash Casualties



Traffic Crash Costs



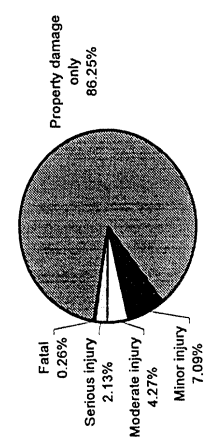
Costs of Alcohol-Involved Traffic Crashes in Iosco County (1997 dollars)

	Fatal	Serious Injury	Moderate Injury	Minor Injury	Property Damage Only	Total
Medical Care	111,270	465,900	128,520	23,568	7,728	736,986
Future Earnings (Loss Wages)	6,066,940	724,260	308,610	49,944	25,480	7,175,234
Public Services	6,375	7,220	6,630	1,620	1,736	23,581
Property Damage & Loss	59,550	99,720	123,450	36,696	72,800	392,216
Subtotal (Monetary Cost)	6,244,135	1,297,120	567,210	111,828	107,800	8,328,093
Quality of Life	10,897,405	3,152,260	971,280	130,416	21,504	15,172,865
Total (Comprehensive Cost)	17,141,540	4,449,380	1,538,520	242,244	129,304	23,500,988

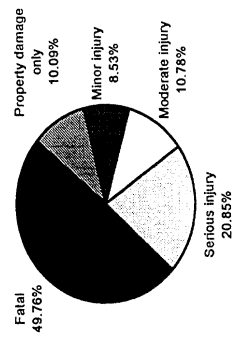
Iron County 1998

Traffic Crash Severity	Traffic Crash Casualties	Traffic Crash Costs
Property damage only	1010	\$1,935,160
Minor injury	83	\$1,636,262
Moderate injury	50	\$2,067,950
Serious injury	25	\$4,000,400
Fatal	3	\$9,546,756
Total		\$19,186,528
Average cost of traffic crash casualty		\$16,365

Traffic Crash Casualties

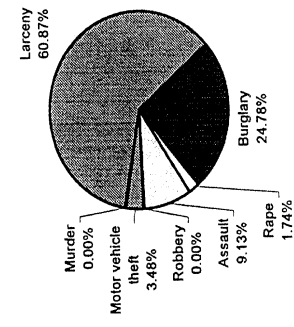


Traffic Crash Costs

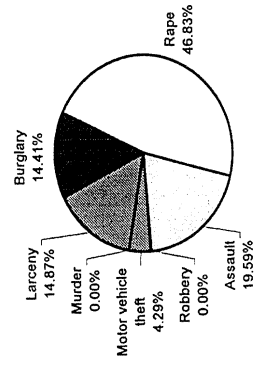


Index Crime Category	Number of Index Crimes	Index Crime Costs
Larceny	140	\$166,740
Burglary	57	\$161,538
Rape	4	\$525,036
Assault	21	\$219,576
Robbery	0	\$0
Motor vehicle theft	8	\$48,144
Murder	0	\$0
Total		\$1,121,034
Average cost of reported index crime		\$4,874

Index Crimes



Index Crime Costs



Costs of Traffic Crashes in Iron County (1997 dollars)

	Fatal	Serious Injury	Moderate Injury	Minor Injury	Property Damage Only	Total
Medical Care	66,762	436,600	191,150	170,233	68,680	933,425
Future Earnings (Loss Wages)	3,159,456	589,075	389,300	321,708	322,190	4,781,729
Public Services	3,825	7,850	10,200	11,039	29,290	62,204
Property Damage & Loss	35,730	117,075	199,000	249,664	1,269,570	1,871,039
Subtotal (Monetary Cost)	3,265,776	1,150,625	789,650	752,561	1,688,720	7,647,332
Quality of Life	6,280,980	2,849,800	1,278,300	883,701	246,440	11,539,221
Total (Comprehensive Cost)	9,546,756	4,000,400	2,067,950	1,636,262	1,935,160	19,186,528

Costs of Index Crimes in Iron County (1997 dollars)

	Murder	Rape	Assault	Robbery	Larceny	Burglary	Motor Vehicle Theft	Total
Medical Care	0	5,548	15,750	0	0	0	0	21,298
Future Earnings (Loss Wages)	0	15,860	27,132	0	2,660	1,368	560	47,580
Public Services	0	2,236	5,061	0	53,480	19,095	1,904	81,776
Property Damage & Loss	0	448	1,218	0	110,600	123,405	43,416	279,087
Subtotal (Monetary Cost)	0	24,092	49,161	0	166,740	143,868	45,880	429,741
Quality of Life	0	500,948	170,394	0	0	17,727	2,264	691,333
Total (Comprehensive Cost)	0	525,036	219,576	0	166,740	161,538	48,144	1,121,034

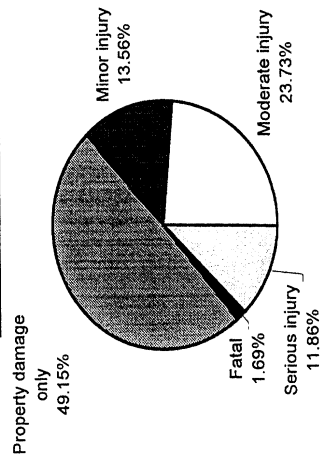
Iron County 1998

Alcohol-Involved Crashes

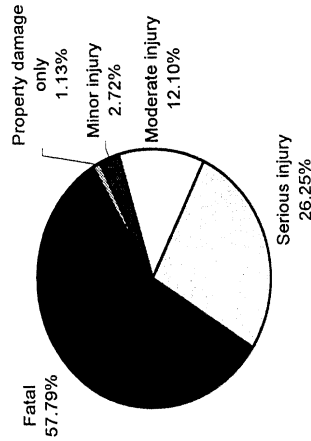
Traffic Crash Casualty Severity	Traffic Crash Casualties	Traffic Crash Costs
Property damage only	29	\$66,961
Minor injury	8	\$161,496
Moderate injury	14	\$717,976
Serious injury	7	\$1,557,283
Fatal	1	\$3,428,308
Total		\$5,932,024

Average cost of traffic crash casualty \$100,543

Traffic Crash Casualties



Traffic Crash Costs



Costs of Alcohol-Involved Traffic Crashes in Iron County (1997 dollars)

	Fatal	Serious Injury	Moderate Injury	Minor Injury	Property Damage Only	Total
Medical Care		163,065	59,976	15,712	4,002	265,009
Future Earnings (Loss Wages)	22,254	253,491	144,018	33,296	13,195	1,657,388
Public Services	1,275	2,527	3,094	1,080	899	8,875
Property Damage & Loss	11,910	34,902	57,610	24,464	37,700	166,586
Subtotal (Monetary Cost)	1,248,827	453,992	264,698	74,552	55,825	2,097,894
Quality of Life	2,179,481	1,103,291	453,264	86,944	11,136	3,834,116
Total (Comprehensive Cost)	3,428,308	1,557,283	717,976	161,496	66,961	5,932,024

Isabella County 1998

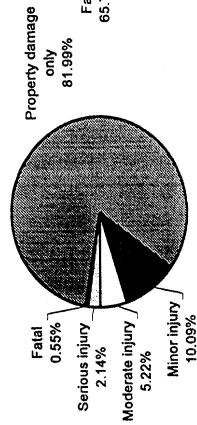
Traffic Crash Casualty Severity	Traffic Crash Casualties	Traffic Crash Costs
Property damage only	2527	\$4,841,732
Minor injury	311	\$6,131,054
Moderate injury	161	\$6,658,799
Serious injury	66	\$10,561,056
Fatal	17	\$54,098,284
Total	\$82,290,925	\$26,700

Average cost of traffic crash casualty

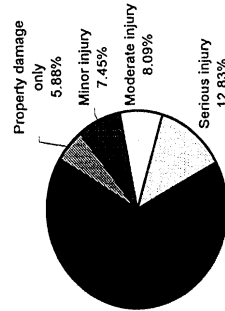
Index Crime Category	Number of Index Crimes	Index Crime Costs
Larceny	1302	\$1,550,682
Burglary	341	\$966,394
Rape	32	\$4,200,288
Assault	84	\$878,304
Robbery	4	\$54,312
Motor vehicle theft	64	\$385,152
Murder	0	\$0
Total	\$8,035,132	\$4,398

Average cost of reported index crime

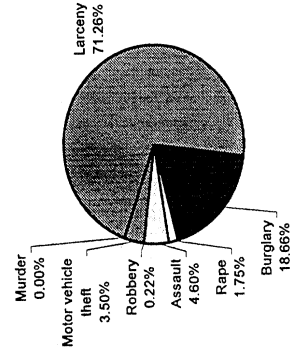
Traffic Crash Casualties



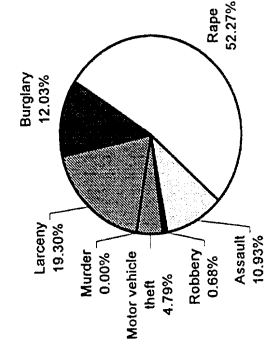
Traffic Crash Costs



Index Crimes



Index Crime Costs



Costs of Traffic Crashes in Isabella County (1997 dollars)

	Fatal	Serious Injury	Moderate Injury	Minor Injury	Property Damage Only	Total
Medical Care	378,318	1,152,624	615,503	637,861	171,836	2,956,142
Future Earnings (Loss Wages)	17,903,584	1,555,158	1,253,546	1,205,436	806,113	22,723,837
Public Services	21,675	20,724	32,844	41,363	73,283	189,889
Property Damage & Loss	202,470	309,078	640,780	935,488	3,176,439	5,264,255
Subtotal (Monetary Cost)	18,506,064	3,037,650	2,542,673	2,819,837	4,225,144	31,131,368
Quality of Life	35,592,220	7,523,472	4,116,126	3,311,217	616,588	51,159,623
Total (Comprehensive Cost)	54,098,284	10,561,056	6,658,799	6,131,054	4,841,732	82,290,925

Costs of Index Crimes in Isabella County (1997 dollars)

	Murder	Rape	Assault	Robbery	Larceny	Burglary	Motor Vehicle Theft	Total
Medical Care	0	44,384	63,000	3,976	0	0	0	111,360
Future Earnings (Loss Wages)	0	126,880	108,528	7,472	24,738	8,184	4,480	280,282
Public Services	0	17,888	20,244	1,320	497,364	114,235	15,232	666,283
Property Damage & Loss	0	3,584	4,872	3,860	1,028,580	738,265	347,328	2,126,489
Subtotal (Monetary Cost)	0	192,736	196,644	16,632	1,550,682	860,684	367,040	3,184,418
Quality of Life	0	4,007,584	681,576	37,680	0	106,051	18,112	4,851,003
Total (Comprehensive Cost)	0	4,200,288	878,304	54,312	1,550,682	966,734	385,152	8,035,132

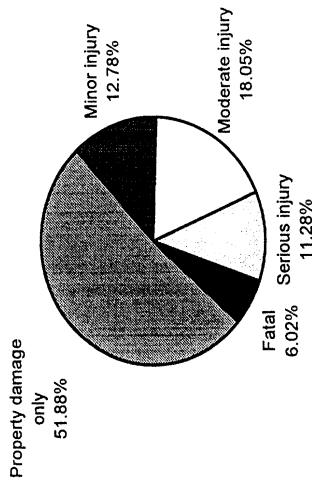
Isabella County 1998

Alcohol-Involved Crashes

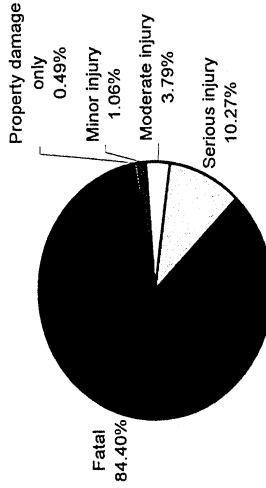
Traffic Crash Casualty Severity	Traffic Crash Casualties	Traffic Crash Costs
Property damage only	69	\$159,321
Minor injury	17	\$343,179
Moderate injury	24	\$1,230,816
Serious injury	15	\$3,337,035
Fatal	8	\$27,426,464
Total		\$32,496,815

Average cost of traffic crash casualty \$244,337

Traffic Crash Casualties



Traffic Crash Costs




Costs of Alcohol-Involved Traffic Crashes in Isabella County (1997 dollars)

	Fatal	Serious Injury	Moderate Injury	Minor Injury	Property Damage Only	Total
Medical Care	178,032	349,425	102,816	33,388	9,522	673,183
Future Earnings (Loss Wages)	9,707,104	543,195	246,888	70,754	31,395	10,599,336
Public Services	10,200	5,415	5,304	2,295	2,139	25,353
Property Damage & Loss	95,280	74,790	98,760	51,986	89,700	410,516
Subtotal (Monetary Cost)	9,990,616	972,840	453,768	158,423	132,825	11,708,472
Quality of Life	17,435,848	2,364,195	777,024	184,756	26,496	20,788,319
Total (Comprehensive Cost)	27,426,464	3,337,035	1,230,816	343,179	159,321	32,496,815

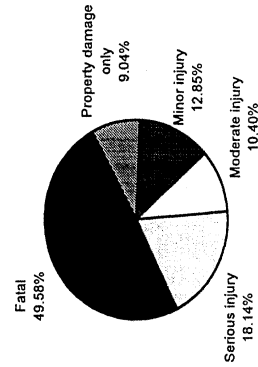
Jackson County 1998

Traffic Crash Severity	Traffic Crash Casualties	Traffic Crash Costs
Property damage only	8785	\$16,832,060
Minor injury	1213	\$23,913,082
Moderate injury	468	\$19,356,012
Serious injury	211	\$33,763,376
Fatal	29	\$92,285,308
Total		\$186,149,838
Average cost of traffic crash casualty		\$17,387

Traffic Crash Casualties

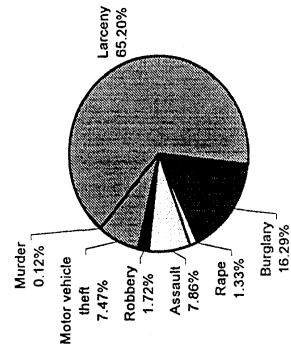


Traffic Crash Costs

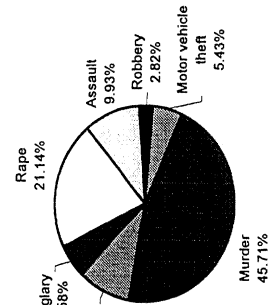


Index Crime Category	Number of Index Crimes	Index Crime Costs
Larceny	3866	\$4,604,406
Burglary	966	\$2,737,644
Rape	79	\$10,369,461
Assault	466	\$4,872,496
Robbery	102	\$1,384,956
Motor vehicle theft	443	\$2,665,974
Murder	7	\$22,425,844
Total		\$49,060,781
Average cost of reported index crime		\$8,275

Index Crimes



Index Crime Costs



Costs of Traffic Crashes in Jackson County (1997 dollars)

	Fatal	Serious Injury	Moderate Injury	Minor Injury	Property Damage Only	Total
Medical Care	645,366	3,684,904	1,789,164	2,487,863	597,380	9,204,677
Future Earnings (Loss Wages)	30,541,408	4,971,793	3,643,848	4,701,588	2,802,415	46,661,052
Public Services	36,975	66,254	95,472	161,329	254,765	614,795
Property Damage & Loss	345,390	988,113	1,862,640	3,648,704	11,042,745	17,887,592
Subtotal (Monetary Cost)	31,569,168	9,711,275	7,391,124	10,998,271	14,688,520	74,358,358
Quality of Life	60,716,140	24,052,312	11,964,868	12,914,811	2,143,540	111,791,691
Total (Comprehensive Cost)	92,285,308	33,763,376	19,356,012	23,913,082	16,832,060	186,149,838

Costs of Index Crimes in Jackson County (1997 dollars)

	Murder	Rape	Assault	Robbery	Larceny	Burglary	Motor Vehicle Theft	Total
Medical Care	158,137	109,573	349,500	101,388	0	0	0	718,598
Future Earnings (Loss Wages)	8,022,924	313,235	602,072	190,536	73,454	23,184	31,010	9,256,415
Public Services	15,113	44,161	112,306	33,660	1,476,812	323,610	105,434	2,111,096
Property Damage & Loss	9,268	8,848	27,028	98,430	3,054,140	2,091,390	2,404,161	7,693,265
Subtotal (Monetary Cost)	8,205,435	475,817	1,090,906	424,116	4,604,406	2,438,184	2,540,605	19,779,469
Quality of Life	14,220,402	9,893,723	3,781,124	960,840	0	300,426	125,369	29,281,884
Total (Comprehensive Cost)	22,425,844	10,369,461	4,872,496	1,384,956	4,604,406	2,737,644	2,665,974	49,080,781

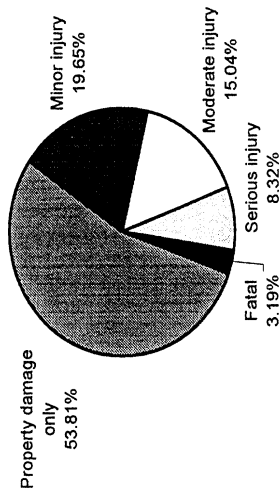
Jackson County 1998

Alcohol-Involved Crashes

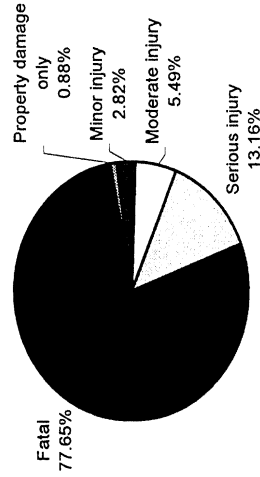
Traffic Crash Casualty Severity	Traffic Crash Casualties	Traffic Crash Costs
Property damage only	304	\$701,936
Minor injury	111	\$2,240,757
Moderate injury	85	\$4,359,140
Serious injury	47	\$10,456,043
Fatal	18	\$61,709,544
Total		\$79,467,420

Average cost of traffic crash casualty \$140,650

Traffic Crash Casualties



Traffic Crash Costs



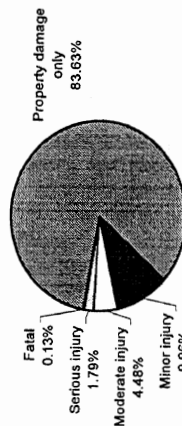
Costs of Alcohol-Involved Traffic Crashes in Jackson County (1997 dollars)

	Fatal	Serious Injury	Moderate Injury	Minor Injury	Property Damage Only	Total
Medical Care	400,572	1,094,865	364,140	218,004	41,952	2,119,533
Future Earnings (Loss Wages)	21,840,984	1,702,011	874,395	461,982	138,320	25,017,692
Public Services	22,950	16,967	18,785	14,985	9,424	83,111
Property Damage & Loss	214,380	234,342	349,775	339,438	395,200	1,533,135
Subtotal (Monetary Cost)	22,478,886	3,048,232	1,607,095	1,034,409	585,200	28,753,822
Quality of Life	39,230,658	7,407,811	2,751,960	1,206,348	116,736	50,713,513
Total (Comprehensive Cost)	61,709,544	10,456,043	4,359,140	2,240,757	701,936	79,467,420

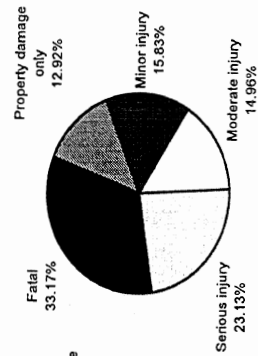
Kalamazoo County 1998

Traffic Crash Severity	Traffic Crash Casualties	Traffic Crash Costs
Property damage only	14882	\$28,513,912
Minor injury	1772	\$34,933,208
Moderate injury	798	\$33,004,482
Serious injury	319	\$51,045,104
Fatal	23	\$73,191,796
Total		\$220,688,502
Average cost of traffic crash casualty		\$12,402

Traffic Crash Casualties

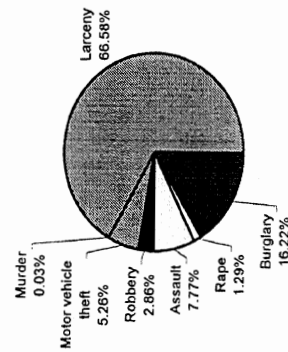


Traffic Crash Costs

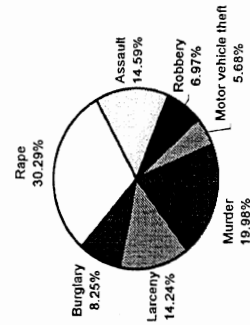


Index Crime Category	Number of Index Crimes	Index Crime Costs
Larceny	5751	\$6,849,441
Burglary	1401	\$3,970,434
Rape	111	\$14,569,749
Assault	671	\$7,015,976
Robbery	247	\$3,353,766
Motor vehicle theft	454	\$2,732,172
Murder	3	\$9,611,076
Total		\$48,102,614
Average cost of reported index crime		\$5,569

Index Crimes



Index Crime Costs



Costs of Traffic Crashes in Kalamazoo County (1997 dollars)						
	Fatal	Serious Injury	Moderate Injury	Minor Injury	Property Damage Only	Total
Medical Care	511,842	5,571,016	3,050,754	3,634,372	1,011,976	13,779,960
Future Earnings (Loss Wages)	24,222,496	7,516,597	6,213,228	6,868,272	4,747,358	49,567,951
Public Services	29,325	100,166	162,792	235,676	431,578	959,537
Property Damage & Loss	273,930	1,493,877	3,176,040	5,330,176	18,706,674	28,980,697
Subtotal (Monetary Cost)	25,037,616	14,681,975	12,602,814	16,066,724	24,882,704	93,271,833
Quality of Life	48,154,180	36,363,448	20,401,668	18,866,484	3,631,208	127,416,988
Total (Comprehensive Cost)	73,191,796	51,045,104	33,004,482	34,933,208	28,513,912	220,688,502

Costs of Index Crimes in Kalamazoo County (1997 dollars)								
	Murder	Rape	Assault	Robbery	Larceny	Burglary	Motor Vehicle Theft	Total
Medical Care	67,773	153,957	503,250	245,518	0	0	0	970,498
Future Earnings (Loss Wages)	3,438,396	440,115	866,932	461,396	109,269	33,624	31,780	5,381,512
Public Services	6,477	62,049	161,711	81,510	2,196,882	469,335	108,052	3,086,016
Property Damage & Loss	3,972	12,432	38,918	238,355	4,543,290	3,033,165	2,463,858	10,333,990
Subtotal (Monetary Cost)	3,516,615	668,553	1,570,811	1,027,026	6,849,441	3,536,124	2,603,690	19,772,260
Quality of Life	6,094,458	13,901,307	5,444,494	2,326,740	0	435,711	128,482	28,331,192
Total (Comprehensive Cost)	9,611,076	14,569,749	7,015,976	3,353,766	6,849,441	3,970,434	2,732,172	48,102,614

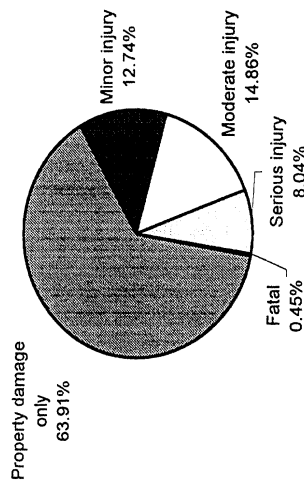
Kalamazoo County 1998

Alcohol-Involved Crashes

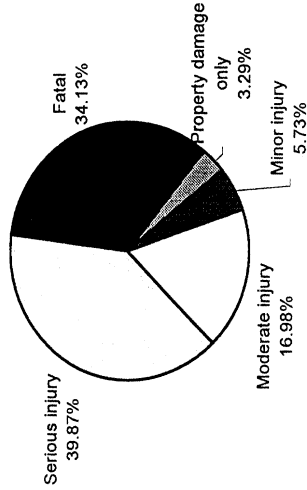
Traffic Crash Casualty Severity	Traffic Crash Casualties	Traffic Crash Costs
Property damage only	572	\$1,320,748
Minor injury	114	\$2,301,318
Moderate injury	133	\$6,820,772
Serious injury	72	\$16,017,768
Fatal	4	\$13,713,232
Total		\$40,173,838

Average cost of traffic crash casualty \$44,887

Traffic Crash Casualties



Traffic Crash Costs



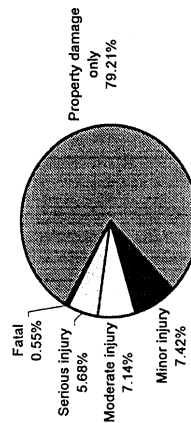
Costs of Alcohol-Involved Traffic Crashes in Kalamazoo County (1997 dollars)

	Fatal	Serious Injury	Moderate Injury	Minor Injury	Property Damage Only	Total
Medical Care	89,016	1,677,240	569,772	223,896	78,936	2,638,860
Future Earnings (Loss Wages)	4,853,552	2,607,336	1,368,171	474,468	260,260	9,563,787
Public Services	5,100	25,992	29,393	15,390	17,732	93,607
Property Damage & Loss	47,640	358,992	547,295	348,612	743,600	2,046,139
Subtotal (Monetary Cost)	4,995,308	4,669,632	2,514,631	1,062,366	1,101,100	14,343,037
Quality of Life	8,717,924	11,348,136	4,306,008	1,238,952	219,648	25,830,668
Total (Comprehensive Cost)	13,713,232	16,017,768	6,820,772	2,301,318	1,320,748	40,173,838

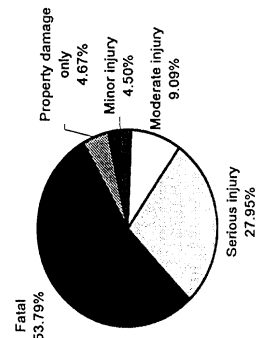
Kalkaska County 1998

Traffic Crash Severity	Traffic Crash Casualties	Traffic Crash Costs
Property damage only	865	\$1,657,340
Minor injury	81	\$1,596,834
Moderate injury	78	\$3,226,002
Serious injury	62	\$9,920,992
Fatal	6	\$19,093,512
Total		\$35,494,680
Average cost of traffic crash casualty		\$32,504

Traffic Crash Casualties

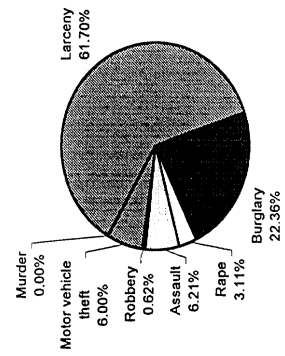


Traffic Crash Costs

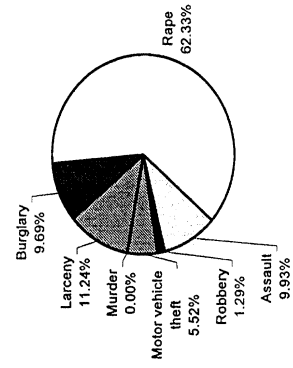


Index Crime Category	Number of Index Crimes	Index Crime Costs
Larceny	298	\$354,918
Burglary	108	\$306,072
Rape	15	\$1,968,885
Assault	30	\$313,680
Robbery	3	\$40,734
Motor vehicle theft	29	\$174,522
Murder	0	\$0
Total		\$3,158,811
Average cost of reported index crime		\$6,540

Index Crimes



Index Crime Costs



Costs of Traffic Crashes in Kalkaska County (1997 dollars)

	Fatal	Serious Injury	Moderate Injury	Minor Injury	Property Damage Only	Total
Medical Care	133,524	1,082,768	298,194	166,131	58,820	1,739,437
Future Earnings (Loss Wages)	6,318,912	1,460,906	607,308	313,956	275,935	8,977,017
Public Services	7,650	19,468	15,912	10,773	25,085	78,888
Property Damage & Loss	71,460	290,346	310,440	243,648	1,087,305	2,003,199
Subtotal (Monetary Cost)	6,531,552	2,853,550	1,231,854	734,427	1,446,280	12,797,663
Quality of Life	12,561,960	7,067,504	1,994,148	862,407	211,060	22,697,079
Total (Comprehensive Cost)	19,093,512	9,920,992	3,226,002	1,596,834	1,657,340	35,494,680

Costs of Index Crimes in Kalkaska County (1997 dollars)

	Murder	Rape	Assault	Robbery	Larceny	Burglary	Motor Vehicle Theft	Total
Medical Care	0	20,805	22,500	2,982	0	0	0	46,287
Future Earnings (Loss Wages)	0	59,475	38,760	5,604	5,662	2,592	2,030	114,123
Public Services	0	8,385	7,230	990	113,836	36,180	6,902	173,523
Property Damage & Loss	0	1,680	1,740	2,895	235,420	233,820	157,383	632,938
Subtotal (Monetary Cost)	0	90,345	70,230	12,474	354,918	272,592	166,315	966,874
Quality of Life	0	1,878,555	243,420	28,260	0	33,588	8,207	2,192,030
Total (Comprehensive Cost)	0	1,968,885	313,680	40,734	354,918	306,072	174,522	3,158,811

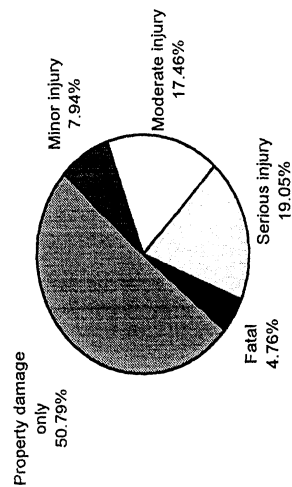
Kalkaska County 1998

Alcohol-Involved Crashes

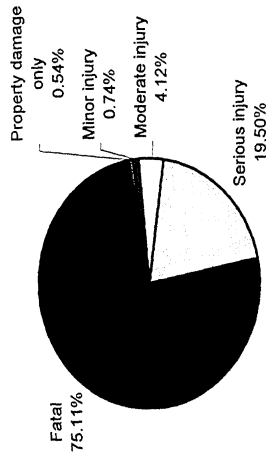
Traffic Crash Casualty Severity	Traffic Crash Casualties	Traffic Crash Costs
Property damage only	32	\$73,888
Minor injury	5	\$100,935
Moderate injury	11	\$564,124
Serious injury	12	\$2,669,628
Fatal	3	\$10,284,924
Total		\$13,693,499

Average cost of traffic crash casualty \$217,357

Traffic Crash Casualties



Traffic Crash Costs



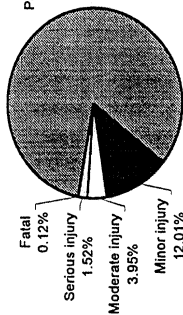
Costs of Alcohol-Involved Traffic Crashes in Kalkaska County (1997 dollars)

	Fatal	Serious Injury	Moderate Injury	Minor Injury	Property Damage Only	Total
Medical Care	66,762	279,540	47,124	9,820	4,416	407,662
Future Earnings (Loss Wages)	3,640,164	434,556	113,157	20,810	14,560	4,223,247
Public Services	3,825	4,332	2,431	675	992	12,255
Property Damage & Loss	35,730	59,832	45,265	15,290	41,600	197,717
Subtotal (Monetary Cost)	3,746,481	778,272	207,977	46,595	61,600	4,840,925
Quality of Life	6,538,443	1,891,356	356,136	54,340	12,288	8,852,563
Total (Comprehensive Cost)	10,284,924	2,669,628	564,124	100,935	73,888	13,693,499

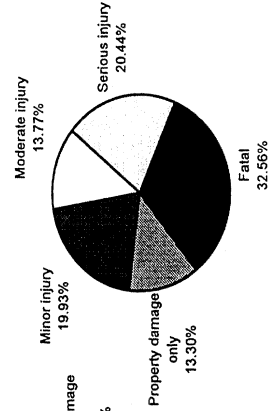
Kent County 1998

Traffic Crash Severity	Traffic Crash Casualties	Traffic Crash Costs
Property damage only	37979	\$72,767,764
Minor injury	5534	\$109,097,276
Moderate injury	1822	\$75,356,098
Serious injury	699	\$111,851,184
Fatal	56	\$178,206,112
Total	547,278,434	\$11,874
Average cost of traffic crash casualty		

Traffic Crash Casualties

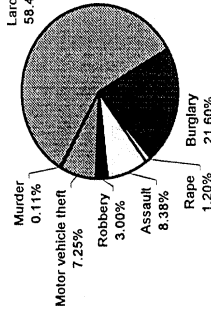


Traffic Crash Costs

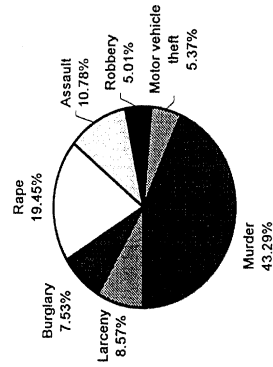


Index Crime Category	Number of Index Crimes	Index Crime Costs
Larceny	15434	\$18,381,894
Burglary	5704	\$16,165,136
Rape	318	\$41,740,362
Assault	2212	\$23,128,672
Robbery	792	\$10,753,776
Motor vehicle theft	1915	\$11,524,470
Murder	29	\$92,907,068
Total	214,601,376	\$8,128
Average cost of reported index crime		

Index Crimes



Index Crime Costs



Costs of Traffic Crashes in Kent County (1997 dollars)						
	Fatal	Serious Injury	Moderate Injury	Minor Injury	Property Damage Only	Total
Medical Care	1,246,224	12,207,336	6,965,506	11,350,234	2,582,572	34,351,872
Future Earnings (Loss Wages)	58,976,512	16,470,537	14,186,092	21,449,784	12,115,301	123,198,226
Public Services	71,400	219,486	371,688	736,022	1,101,391	2,499,987
Property Damage & Loss	666,960	3,273,417	7,251,560	16,646,272	47,739,603	75,577,812
Subtotal (Monetary Cost)	60,961,152	32,171,475	28,774,846	50,176,778	63,500,888	235,585,139
Quality of Life	117,244,960	79,680,408	46,581,252	58,920,498	9,266,876	311,693,994
Total (Comprehensive Cost)	178,206,112	111,851,884	75,356,098	109,097,276	72,767,764	547,278,434

Costs of Index Crimes in Kent County (1997 dollars)								
	Murder	Rape	Assault	Robbery	Larceny	Burglary	Motor Vehicle Theft	Total
Medical Care	655,139	441,066	1,659,000	787,248	0	0	0	3,542,453
Future Earnings (Loss Wages)	33,237,828	1,260,870	2,857,904	1,479,456	293,246	136,896	134,050	39,400,250
Public Services	62,611	177,762	533,092	261,360	5,895,788	1,910,840	455,770	9,297,223
Property Damage & Loss	38,396	35,616	128,296	764,280	12,192,860	12,349,160	10,392,705	35,901,313
Subtotal (Monetary Cost)	33,993,945	1,915,314	5,178,292	3,293,136	18,381,894	14,396,896	10,982,525	88,142,002
Quality of Life	58,913,094	39,825,366	17,948,168	7,460,640	0	1,773,944	541,945	126,463,157
Total (Comprehensive Cost)	92,907,068	41,740,362	23,128,672	10,753,776	18,381,894	16,165,136	11,524,470	214,601,378

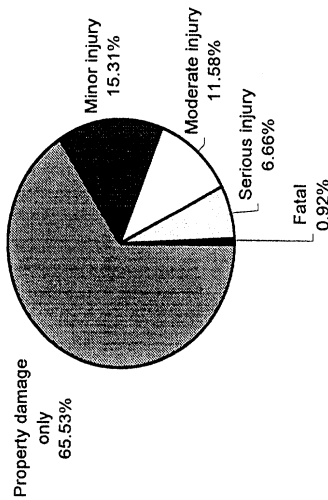
Kent County 1998

Alcohol-Involved Crashes

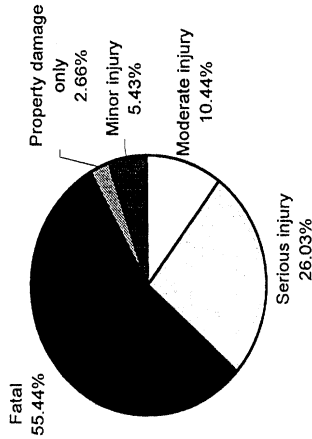
Traffic Crash Casualty Severity	Traffic Crash Casualties	Traffic Crash Costs
Property damage only	1211	\$2,796,199
Minor injury	283	\$5,712,921
Moderate injury	214	\$10,974,776
Serious injury	123	\$27,363,687
Fatal	17	\$58,281,236
Total		\$105,128,819

Average cost of traffic crash casualty \$56,888

Traffic Crash Casualties



Traffic Crash Costs



Costs of Alcohol-Involved Traffic Crashes in Kent County (1997 dollars)

	Fatal	Serious Injury	Moderate Injury	Minor Injury	Property Damage Only	Total
Medical Care	378,318	2,865,285	916,776	555,812	167,118	4,883,309
Future Earnings (Loss Wages)	20,627,596	4,454,199	2,201,418	1,177,846	551,005	29,012,064
Public Services	21,675	44,403	47,294	38,205	37,541	189,118
Property Damage & Loss	202,470	613,278	880,610	865,414	1,574,300	4,136,072
Subtotal (Monetary Cost)	21,230,059	7,977,288	4,046,098	2,637,277	2,331,175	38,221,897
Quality of Life	37,051,177	19,386,399	6,928,464	3,075,644	465,024	66,906,708
Total (Comprehensive Cost)	58,281,236	27,363,687	10,974,776	5,712,921	2,796,199	105,128,819

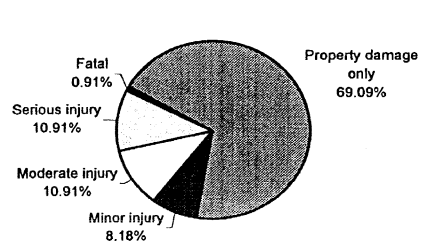
Keweenaw County 1998

Traffic Crash Casualty Severity	Traffic Crash Casualties	Traffic Crash Costs
Property damage only	76	\$145,616
Minor injury	9	\$177,426
Moderate injury	12	\$496,308
Serious injury	12	\$1,920,192
Fatal	1	\$3,182,252
Total		\$5,921,794
Average cost of traffic crash casualty		\$53,834

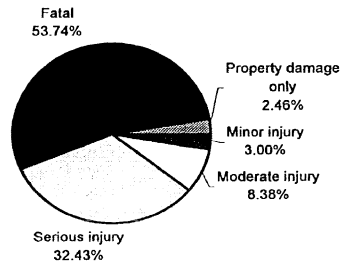
Index Crime Category	Number of Index Crimes	Index Crime Costs
Larceny	25	\$29,775
Burglary	9	\$25,506
Rape	0	\$0
Assault	0	\$0
Robbery	0	\$0
Motor vehicle theft	2	\$12,036
Murder	0	\$0
Total		\$67,317
Average cost of reported index crime		\$1,870

177

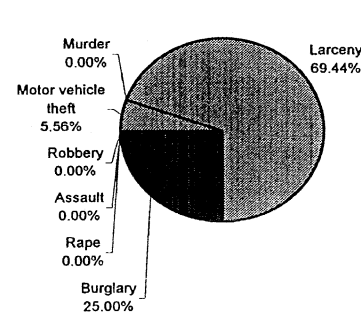
Traffic Crash Casualties



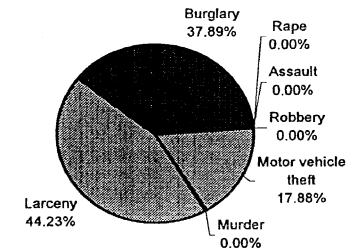
Traffic Crash Costs



Index Crimes



Index Crime Costs



Costs of Traffic Crashes in Keweenaw County (1997 dollars)						
	Fatal	Serious Injury	Moderate Injury	Minor Injury	Property Damage Only	Total
Medical Care	22,254	209,568	45,876	18,459	5,168	301,325
Future Earnings (Loss Wages)	1,053,152	282,756	93,432	34,884	24,244	1,488,468
Public Services	1,275	3,768	2,448	1,197	2,204	10,892
Property Damage & Loss	11,910	56,196	47,760	27,072	95,532	238,470
Subtotal (Monetary Cost)	1,086,592	552,300	189,516	81,603	127,072	2,039,083
Quality of Life	2,093,660	1,367,904	306,792	95,823	18,544	3,882,723
Total (Comprehensive Cost)	3,182,252	1,920,192	496,308	177,426	145,616	5,921,794

Costs of Index Crimes in Keweenaw County (1997 dollars)								
	Murder	Rape	Assault	Robbery	Larceny	Burglary	Motor Vehicle Theft	Total
Medical Care	0	0	0	0	0	0	0	0
Future Earnings (Loss Wages)	0	0	0	0	475	216	140	831
Public Services	0	0	0	0	9,550	3,015	476	13,041
Property Damage & Loss	0	0	0	0	19,750	19,485	10,854	50,089
Subtotal (Monetary Cost)	0	0	0	0	29,775	22,716	11,470	63,961
Quality of Life	0	0	0	0	0	2,799	566	3,365
Total (Comprehensive Cost)	0	0	0	0	29,775	25,506	12,036	67,317

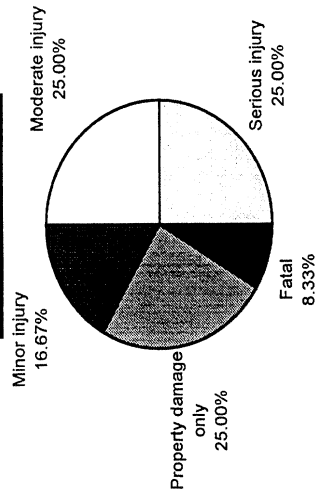
Keweenaw County 1998

Alcohol-Involved Crashes

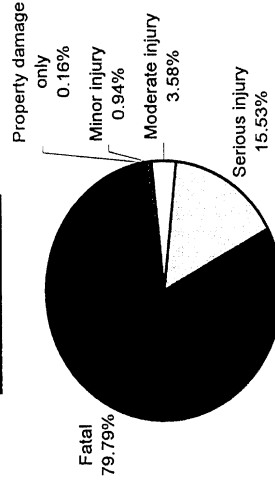
Traffic Crash Casualty Severity	Traffic Crash Casualties	Traffic Crash Costs
Property damage only	3	\$6,927
Minor injury	2	\$40,374
Moderate injury	3	\$153,852
Serious injury	3	\$667,407
Fatal	1	\$3,428,308
Total		\$4,296,868

Average cost of traffic crash casualty \$358,072

Traffic Crash Casualties



Traffic Crash Costs



Costs of Alcohol-Involved Traffic Crashes in Keweenaw County (1997 dollars)

	Fatal	Serious Injury	Moderate Injury	Minor Injury	Property Damage Only	Total
Medical Care		69,885	12,852	3,928	414	109,333
Future Earnings (Loss Wages)	22,254	108,639	30,861	8,324	1,365	1,362,577
Public Services	1,275	1,083	663	270	93	3,384
Property Damage & Loss	11,910	14,958	12,345	6,116	3,900	49,229
Subtotal (Monetary Cost)	1,248,827	194,568	56,721	18,638	5,775	1,524,529
Quality of Life	2,179,481	472,839	97,128	21,736	1,152	2,772,336
Total (Comprehensive Cost)	3,428,308	667,407	153,852	40,374	6,927	4,296,868

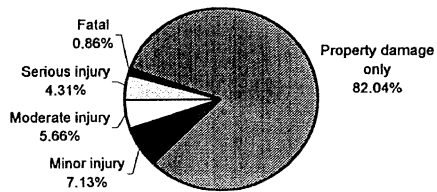
Lake County 1998

Traffic Crash Casualty Severity	Traffic Crash Casualties	Traffic Crash Costs
Property damage only	667	\$1,277,972
Minor injury	58	\$1,143,412
Moderate injury	46	\$1,902,514
Serious injury	35	\$5,600,560
Fatal	7	\$22,275,764
Total		\$32,200,222
Average cost of traffic crash casualty		\$39,607

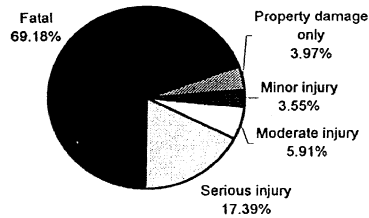
Index Crime Category	Number of Index Crimes	Index Crime Costs
Larceny	246	\$292,986
Burglary	272	\$770,848
Rape	22	\$2,887,698
Assault	42	\$439,152
Robbery	3	\$40,734
Motor vehicle theft	28	\$168,504
Murder	3	\$9,611,076
Total		\$14,210,998
Average cost of reported index crime		\$23,070

181

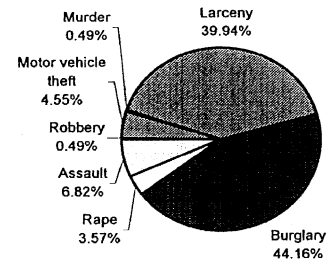
Traffic Crash Casualties



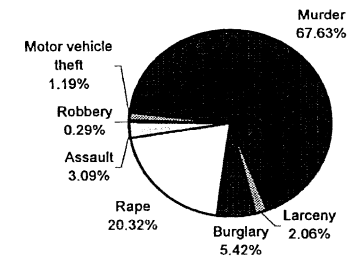
Traffic Crash Costs



Index Crimes



Index Crime Costs



Costs of Traffic Crashes in Lake County (1997 dollars)

	Fatal	Serious Injury	Moderate Injury	Minor Injury	Property Damage Only	Total
Medical Care	155,778	611,240	175,858	118,958	45,356	1,107,190
Future Earnings (Loss Wages)	7,372,064	824,705	358,156	224,808	212,773	8,992,506
Public Services	8,925	10,990	9,384	7,714	19,343	56,356
Property Damage & Loss	83,370	163,905	183,080	174,464	838,419	1,443,238
Subtotal (Monetary Cost)	7,620,144	1,610,875	726,478	525,886	1,115,224	11,598,607
Quality of Life	14,655,620	3,989,720	1,176,036	617,526	162,748	20,601,650
Total (Comprehensive Cost)	22,275,764	5,600,560	1,902,514	1,143,412	1,277,972	32,200,222

Costs of Index Crimes in Lake County (1997 dollars)

	Murder	Rape	Assault	Robbery	Larceny	Burglary	Motor Vehicle Theft	Total
Medical Care	67,773	30,514	31,500	2,982	0	0	0	132,769
Future Earnings (Loss Wages)	3,438,396	87,230	54,264	5,604	4,674	6,528	1,960	3,598,656
Public Services	6,477	12,298	10,122	990	93,972	91,120	6,664	221,643
Property Damage & Loss	3,972	2,464	2,436	2,895	194,340	588,880	151,956	946,943
Subtotal (Monetary Cost)	3,516,615	132,506	98,322	12,474	292,986	686,528	160,580	4,900,011
Quality of Life	6,094,458	2,755,214	340,788	28,260	0	84,592	7,924	9,311,236
Total (Comprehensive Cost)	9,611,076	2,887,698	439,152	40,734	292,986	770,848	168,504	14,210,998

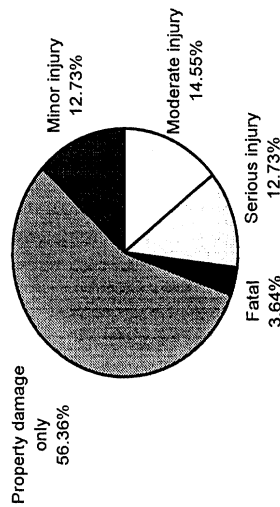
Lake County 1998

Alcohol-Involved Crashes

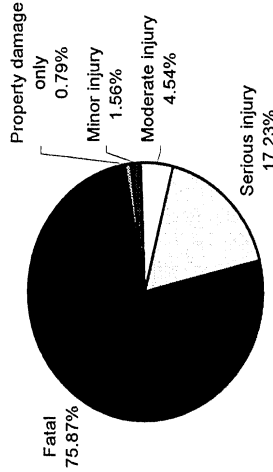
Traffic Crash Casualty Severity	Traffic Crash Casualties	Traffic Crash Costs
Property damage only	31	\$71,579
Minor injury	7	\$141,309
Moderate injury	8	\$410,272
Serious injury	7	\$1,557,283
Fatal	2	\$6,856,616
Total		\$9,037,059

Average cost of traffic crash casualty \$164,310

Traffic Crash Casualties



Traffic Crash Costs



Costs of Alcohol-Involved Traffic Crashes in Lake County (1997 dollars)

	Fatal	Serious Injury	Moderate Injury	Minor Injury	Property Damage Only	Total
Medical Care	44,508	163,065	34,272	13,748	4,278	259,871
Future Earnings (Loss Wages)	2,426,776	253,491	82,296	29,134	14,105	2,805,802
Public Services	2,550	2,527	1,768	945	961	8,751
Property Damage & Loss	23,820	34,902	32,920	21,406	40,300	153,348
Subtotal (Monetary Cost)	2,497,654	453,992	151,256	65,233	59,675	3,227,810
Quality of Life	4,358,962	1,103,291	259,008	76,076	11,904	5,809,241
Total (Comprehensive Cost)	6,856,616	1,557,283	410,272	141,309	71,579	9,037,059

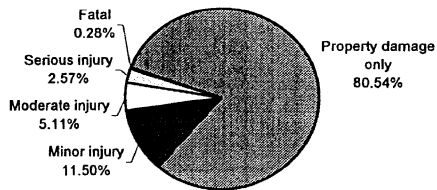
Lapeer County 1998

Traffic Crash Casualty Severity	Traffic Crash Casualties	Traffic Crash Costs
Property damage only	4574	\$8,763,784
Minor injury	653	\$12,873,242
Moderate injury	290	\$11,994,110
Serious injury	146	\$23,362,336
Fatal	16	\$50,916,032
Total		\$107,909,504
Average cost of traffic crash casualty		\$19,001

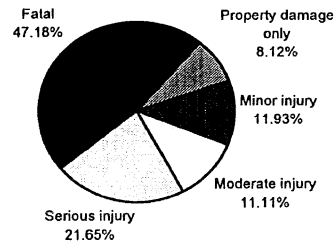
Index Crime Category	Number of Index Crimes	Index Crime Costs
Larceny	1000	\$1,191,000
Burglary	234	\$663,156
Rape	21	\$2,756,439
Assault	76	\$794,656
Robbery	8	\$108,624
Motor vehicle theft	74	\$445,332
Murder	1	\$3,203,692
Total		\$9,162,899
Average cost of reported index crime		\$6,480

185

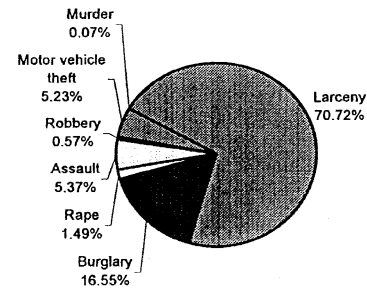
Traffic Crash Casualties



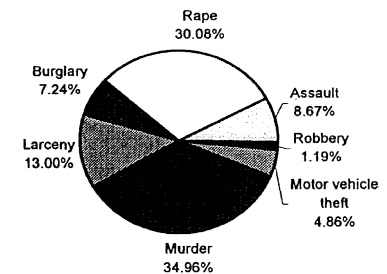
Traffic Crash Costs



Index Crimes



Index Crime Costs



Costs of Traffic Crashes in Lapeer County (1997 dollars)						
	Fatal	Serious Injury	Moderate Injury	Minor Injury	Property Damage Only	Total
Medical Care	356,064	2,549,744	1,108,670	1,339,303	311,032	5,664,813
Future Earnings (Loss Wages)	16,850,432	3,440,198	2,257,940	2,531,028	1,459,106	26,538,704
Public Services	20,400	45,844	59,160	86,849	132,646	344,899
Property Damage & Loss	190,560	683,718	1,154,200	1,964,224	5,749,518	9,742,220
Subtotal (Monetary Cost)	17,417,472	6,719,650	4,579,970	5,920,751	7,647,728	42,285,571
Quality of Life	33,498,560	16,642,832	7,414,140	6,952,491	1,116,056	65,624,079
Total (Comprehensive Cost)	50,916,032	23,362,336	11,994,110	12,873,242	8,763,784	107,909,504

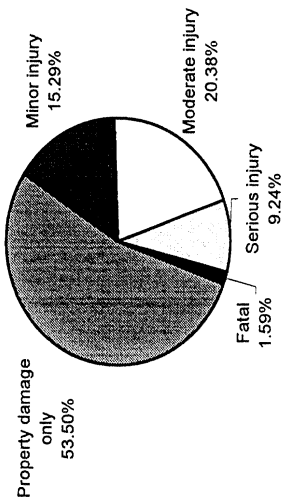
Costs of Index Crimes in Lapeer County (1997 dollars)								
	Murder	Rape	Assault	Robbery	Larceny	Burglary	Motor Vehicle Theft	Total
Medical Care	22,591	29,127	57,000	7,952	0	0	0	116,670
Future Earnings (Loss Wages)	1,146,132	83,265	98,192	14,944	19,000	5,616	5,180	1,372,329
Public Services	2,159	11,739	18,316	2,640	382,000	78,390	17,612	512,856
Property Damage & Loss	1,324	2,352	4,408	7,720	790,000	506,610	401,598	1,714,012
Subtotal (Monetary Cost)	1,172,205	126,483	177,916	33,264	1,191,000	590,616	424,390	3,715,874
Quality of Life	2,031,486	2,629,977	616,664	75,360	0	72,774	20,942	5,447,203
Total (Comprehensive Cost)	3,203,692	2,756,439	794,656	108,624	1,191,000	663,156	445,332	9,162,899

Lapeer County 1998

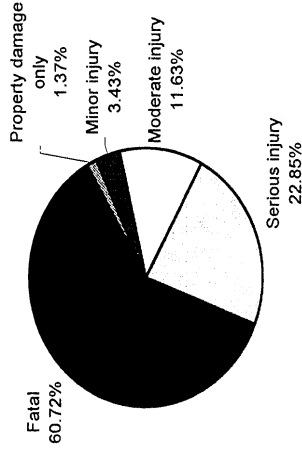
Alcohol-Involved Crashes

Traffic Crash Casualty Severity	Traffic Crash Casualties	Traffic Crash Costs
Property damage only	168	\$387,912
Minor injury	48	\$968,976
Moderate injury	64	\$3,282,176
Serious injury	29	\$6,451,601
Fatal	5	\$17,141,540
Total		\$28,232,205
Average cost of traffic crash casualty		\$89,911

Traffic Crash Casualties



Traffic Crash Costs



Costs of Alcohol-Involved Traffic Crashes in Lapeer County (1997 dollars)

	Fatal	Serious Injury	Moderate Injury	Minor Injury	Property Damage Only	Total
Medical Care	111,270	675,555	274,176	94,272	23,184	1,178,457
Future Earnings (Loss Wages)	6,066,940	1,050,177	658,368	199,776	76,440	8,051,701
Public Services	6,375	10,469	14,144	6,480	5,208	42,676
Property Damage & Loss	59,550	144,594	263,360	146,784	218,400	832,688
Subtotal (Monetary Cost)	6,244,135	1,880,824	1,210,048	447,312	323,400	10,105,719
Quality of Life	10,897,405	4,570,777	2,072,064	521,664	64,512	18,126,422
Total (Comprehensive Cost)	17,141,540	6,451,601	3,282,176	968,976	387,912	28,232,205

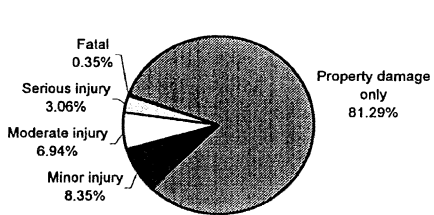
Leelanau County 1998

Traffic Crash Casualty Severity	Traffic Crash Casualties	Traffic Crash Costs
Property damage only	691	\$1,323,956
Minor injury	71	\$1,399,694
Moderate injury	59	\$2,440,181
Serious injury	26	\$4,160,416
Fatal	3	\$9,546,756
Total		\$18,871,003
Average cost of traffic crash casualty		\$22,201

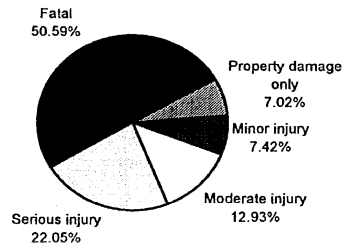
Index Crime Category	Number of Index Crimes	Index Crime Costs
Larceny	184	\$219,144
Burglary	53	\$150,202
Rape	7	\$918,813
Assault	13	\$135,928
Robbery	1	\$13,578
Motor vehicle theft	14	\$84,252
Murder	0	\$0
Total		\$1,521,917
Average cost of reported index crime		\$5,595

189

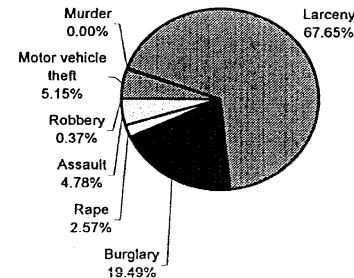
Traffic Crash Casualties



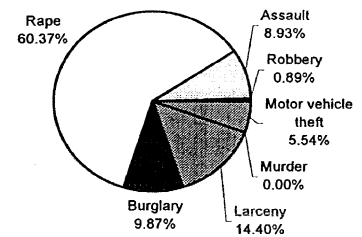
Traffic Crash Costs



Index Crimes



Index Crime Costs



Costs of Traffic Crashes in Leelanau County (1997 dollars)						
	Fatal	Serious Injury	Moderate Injury	Minor Injury	Property Damage Only	Total
Medical Care	66,762	454,064	225,557	145,621	46,988	938,992
Future Earnings (Loss Wages)	3,159,456	612,638	459,374	275,196	220,429	4,727,093
Public Services	3,825	8,164	12,036	9,443	20,039	53,507
Property Damage & Loss	35,730	121,758	234,820	213,568	868,587	1,474,463
Subtotal (Monetary Cost)	3,265,776	1,196,650	931,787	643,757	1,155,352	7,193,322
Quality of Life	6,280,980	2,963,792	1,508,394	755,937	168,604	11,677,707
Total (Comprehensive Cost)	9,546,756	4,160,416	2,440,181	1,399,694	1,323,956	18,871,003

Costs of Index Crimes in Leelanau County (1997 dollars)								
	Murder	Rape	Assault	Robbery	Larceny	Burglary	Motor Vehicle Theft	Total
Medical Care	0	9,709	9,750	994	0	0	0	20,453
Future Earnings (Loss Wages)	0	27,755	16,796	1,868	3,496	1,272	980	52,167
Public Services	0	3,913	3,133	330	70,288	17,755	3,332	98,751
Property Damage & Loss	0	784	754	965	145,360	114,745	75,978	338,586
Subtotal (Monetary Cost)	0	42,161	30,433	4,158	219,144	133,772	80,290	509,958
Quality of Life	0	876,659	105,482	9,420	0	16,483	3,962	1,012,006
Total (Comprehensive Cost)	0	918,813	135,928	13,578	219,144	150,202	84,252	1,521,917

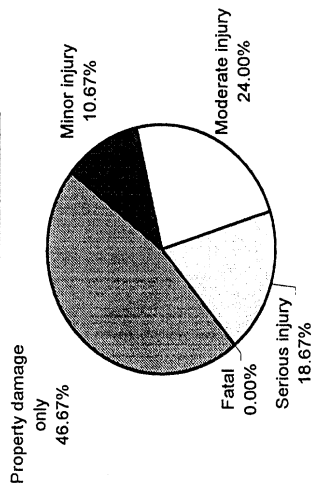
Leelanau County 1998

Alcohol-Involved Crashes

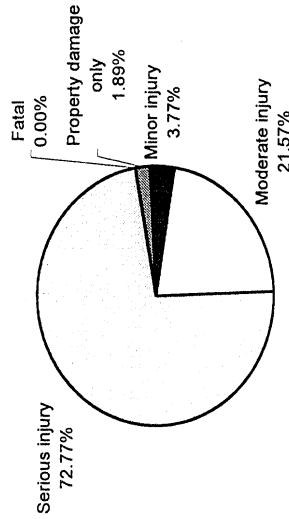
Traffic Crash Casualty Severity	Traffic Crash Casualties	Traffic Crash Costs
Property damage only	35	\$80,815
Minor injury	8	\$161,496
Moderate injury	18	\$923,112
Serious injury	14	\$3,114,566
Fatal	0	\$0
Total		\$4,279,989

Average cost of traffic crash casualty **\$57,067**

Traffic Crash Casualties



Traffic Crash Costs



Costs of Alcohol-Involved Traffic Crashes in Leelanau County (1997 dollars)

	Fatal	Serious Injury	Moderate Injury	Minor Injury	Property Damage Only	Total
Medical Care	0	326,130	77,112	15,712	4,830	423,784
Future Earnings (Loss Wages)	0	506,982	185,166	33,296	15,925	741,369
Public Services	0	5,054	3,978	1,080	1,085	11,197
Property Damage & Loss	0	69,804	74,070	24,464	45,500	213,838
Subtotal (Monetary Cost)	0	907,984	340,326	74,552	67,375	1,390,237
Quality of Life	0	2,206,582	582,768	86,944	13,440	2,889,734
Total (Comprehensive Cost)	0	3,114,566	923,112	161,496	80,815	4,279,989

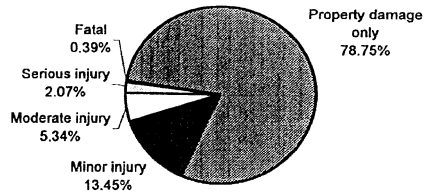
Lenawee County 1998

Traffic Crash Casualty Severity	Traffic Crash Casualties	Traffic Crash Costs
Property damage only	4484	\$8,591,344
Minor injury	766	\$15,100,924
Moderate injury	304	\$12,573,136
Serious injury	118	\$18,881,888
Fatal	22	\$70,009,544
Total		\$125,156,836
Average cost of traffic crash casualty		\$21,980

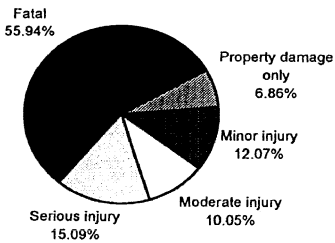
Index Crime Category	Number of Index Crimes	Index Crime Costs
Larceny	1622	\$1,931,802
Burglary	318	\$901,212
Rape	57	\$7,481,763
Assault	153	\$1,599,768
Robbery	30	\$407,340
Motor vehicle theft	141	\$848,538
Murder	2	\$6,407,384
Total		\$19,577,807
Average cost of reported index crime		\$8,428

193

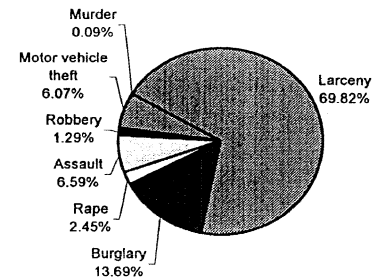
Traffic Crash Casualties



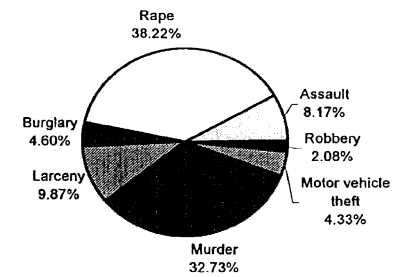
Traffic Crash Costs



Index Crimes



Index Crime Costs



Costs of Traffic Crashes in Lenawee County (1997 dollars)

	Fatal	Serious Injury	Moderate Injury	Minor Injury	Property Damage Only	Total
Medical Care	489,588	2,060,752	1,162,192	1,571,066	304,912	5,588,510
Future Earnings (Loss Wages)	23,169,344	2,780,434	2,366,944	2,969,016	1,430,396	32,716,134
Public Services	28,050	37,052	62,016	101,878	130,036	359,032
Property Damage & Loss	262,020	552,594	1,209,920	2,304,128	5,636,388	9,965,050
Subtotal (Monetary Cost)	23,949,024	5,430,950	4,801,072	6,945,322	7,497,248	48,623,616
Quality of Life	46,060,520	13,451,056	7,772,064	8,155,602	1,094,096	76,533,338
Total (Comprehensive Cost)	70,009,544	18,881,888	12,573,136	15,100,924	8,591,344	125,156,836

Costs of Index Crimes in Lenawee County (1997 dollars)

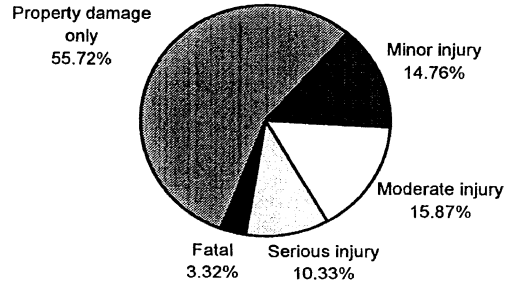
	Murder	Rape	Assault	Robbery	Larceny	Burglary	Motor Vehicle Theft	Total
Medical Care	45,182	79,059	114,750	29,820	0	0	0	268,811
Future Earnings (Loss Wages)	2,292,264	226,005	197,676	56,040	30,818	7,632	9,870	2,820,305
Public Services	4,318	31,863	36,873	9,900	619,604	106,530	33,558	842,646
Property Damage & Loss	2,648	6,384	8,874	28,950	1,281,380	688,470	765,207	2,781,913
Subtotal (Monetary Cost)	2,344,410	343,311	358,173	124,740	1,931,802	802,632	808,635	6,713,703
Quality of Life	4,062,972	7,138,509	1,241,442	282,600	0	98,898	39,903	12,864,324
Total (Comprehensive Cost)	6,407,384	7,481,763	1,599,768	407,340	1,931,802	901,212	848,538	19,577,807

Lenawee County 1998

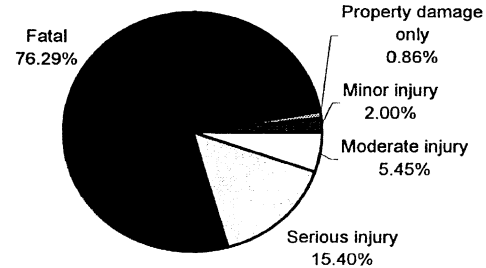
Alcohol-Involved Crashes

Traffic Crash Casualty Severity	Traffic Crash Casualties	Traffic Crash Costs
Property damage only	151	\$348,659
Minor injury	40	\$807,480
Moderate injury	43	\$2,205,212
Serious injury	28	\$6,229,132
Fatal	9	\$30,854,772
Total		\$40,445,255
Average cost of traffic crash casualty		\$149,244

Traffic Crash Casualties



Traffic Crash Costs



Costs of Alcohol-Involved Traffic Crashes in Lenawee County (1997 dollars)

	Fatal	Serious Injury	Moderate Injury	Minor Injury	Property Damage Only	Total
Medical Care	200,286	652,260	184,212	78,560	20,838	1,136,156
Future Earnings (Loss Wages)	10,920,492	1,013,964	442,341	166,480	68,705	12,611,982
Public Services	11,475	10,108	9,503	5,400	4,681	41,167
Property Damage & Loss	107,190	139,608	176,945	122,320	196,300	742,363
Subtotal (Monetary Cost)	11,239,443	1,815,968	813,001	372,760	290,675	14,531,847
Quality of Life	19,615,329	4,413,164	1,392,168	434,720	57,984	25,913,365
Total (Comprehensive Cost)	30,854,772	6,229,132	2,205,212	807,480	348,659	40,445,255

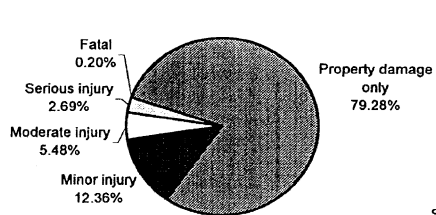
Livingston County 1998

Traffic Crash Casualty Severity	Traffic Crash Casualties	Traffic Crash Costs
Property damage only	6875	\$13,172,500
Minor injury	1072	\$21,133,408
Moderate injury	475	\$19,645,525
Serious injury	233	\$37,283,728
Fatal	17	\$54,098,284
Total		\$145,333,445
Average cost of traffic crash casualty		\$16,759

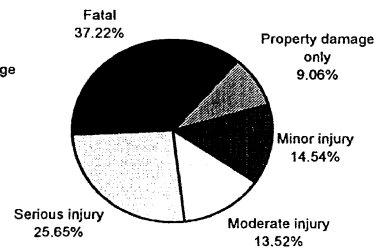
Index Crime Category	Number of Index Crimes	Index Crime Costs
Larceny	1806	\$2,150,946
Burglary	487	\$1,380,158
Rape	37	\$4,856,583
Assault	148	\$1,547,488
Robbery	18	\$244,404
Motor vehicle theft	173	\$1,041,114
Murder	3	\$9,611,076
Total		\$20,831,769
Average cost of reported index crime		\$7,796

197

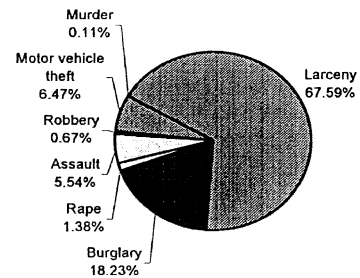
Traffic Crash Casualties



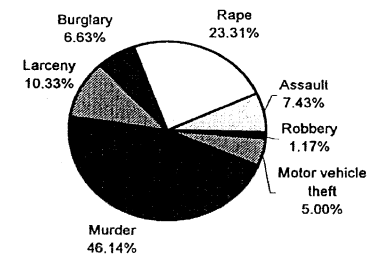
Traffic Crash Costs



Index Crimes



Index Crime Costs



Costs of Traffic Crashes in Livingston County (1997 dollars)

	Fatal	Serious Injury	Moderate Injury	Minor Injury	Property Damage Only	Total
Medical Care	378,318	4,069,112	1,815,925	2,198,672	467,500	8,929,527
Future Earnings (Loss Wages)	17,903,584	5,490,179	3,698,350	4,155,072	2,193,125	33,440,310
Public Services	21,675	73,162	96,900	142,576	199,375	533,688
Property Damage & Loss	202,470	1,091,139	1,890,500	3,224,576	8,641,875	15,050,560
Subtotal (Monetary Cost)	18,506,064	10,723,825	7,501,675	9,719,824	11,495,000	57,946,388
Quality of Life	35,592,220	26,560,136	12,143,850	11,413,584	1,677,500	87,387,290
Total (Comprehensive Cost)	54,098,284	37,283,728	19,645,525	21,133,408	13,172,500	145,333,445

Costs of Index Crimes in Livingston County (1997 dollars)

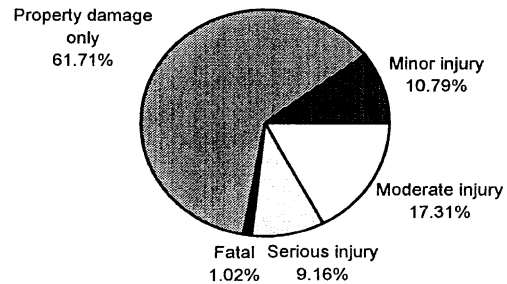
	Murder	Rape	Assault	Robbery	Larceny	Burglary	Motor Vehicle Theft	Total
Medical Care	67,773	51,319	111,000	17,892	0	0	0	247,984
Future Earnings (Loss Wages)	3,438,396	146,705	191,216	33,624	34,314	11,688	12,110	3,868,053
Public Services	6,477	20,683	35,668	5,940	689,892	163,145	41,174	962,979
Property Damage & Loss	3,972	4,144	8,584	17,370	1,426,740	1,054,355	938,871	3,454,036
Subtotal (Monetary Cost)	3,516,615	222,851	346,468	74,844	2,150,946	1,229,188	992,155	8,533,067
Quality of Life	6,094,458	4,633,769	1,200,872	169,560	0	151,457	48,959	12,299,075
Total (Comprehensive Cost)	9,611,076	4,856,583	1,547,488	244,404	2,150,946	1,380,158	1,041,114	20,831,769

Livingston County 1998

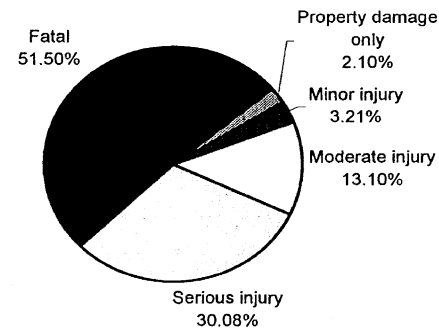
Alcohol-Involved Crashes

Traffic Crash Casualty Severity	Traffic Crash Casualties	Traffic Crash Costs
Property damage only	303	\$699,627
Minor injury	53	\$1,069,911
Moderate injury	85	\$4,359,140
Serious injury	45	\$10,011,105
Fatal	5	\$17,141,540
Total		\$33,281,323
Average cost of traffic crash casualty		\$67,783

Traffic Crash Casualties



Traffic Crash Costs



199

Costs of Alcohol-Involved Traffic Crashes in Livingston County (1997 dollars)

	Fatal	Serious Injury	Moderate Injury	Minor Injury	Property Damage Only	Total
Medical Care	111,270	1,048,275	364,140	104,092	41,814	1,669,591
Future Earnings (Loss Wages)	6,066,940	1,629,585	874,395	220,586	137,865	8,929,371
Public Services	6,375	16,245	18,785	7,155	9,393	57,953
Property Damage & Loss	59,550	224,370	349,775	162,074	393,900	1,189,669
Subtotal (Monetary Cost)	6,244,135	2,918,520	1,607,095	493,907	583,275	11,846,932
Quality of Life	10,897,405	7,092,585	2,751,960	576,004	116,352	21,434,306
Total (Comprehensive Cost)	17,141,540	10,011,105	4,359,140	1,069,911	699,627	33,281,323

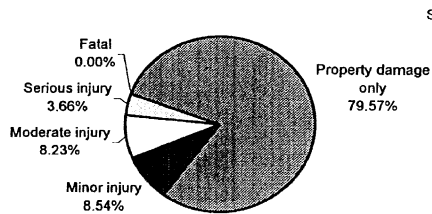
Luce County 1998

Traffic Crash Casualty Severity	Traffic Crash Casualties	Traffic Crash Costs
Property damage only	261	\$500,076
Minor injury	28	\$551,992
Moderate injury	27	\$1,116,693
Serious injury	12	\$1,920,192
Fatal	0	\$0
Total		\$4,088,953
Average cost of traffic crash casualty		\$12,466

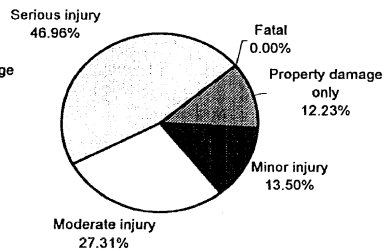
Index Crime Category	Number of Index Crimes	Index Crime Costs
Larceny	61	\$72,651
Burglary	25	\$70,850
Rape	6	\$787,554
Assault	17	\$177,752
Robbery	0	\$0
Motor vehicle theft	4	\$24,072
Murder	0	\$0
Total		\$1,132,879
Average cost of reported index crime		\$10,025

201

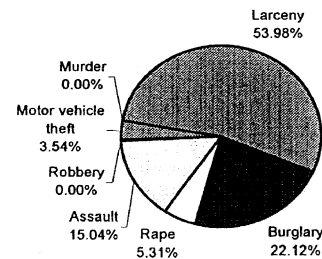
Traffic Crash Casualties



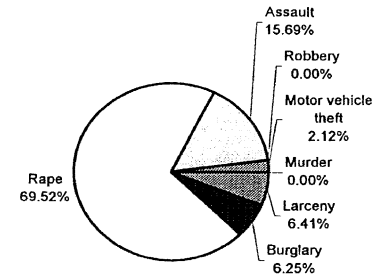
Traffic Crash Costs



Index Crimes



Index Crime Costs



Costs of Traffic Crashes in Luce County (1997 dollars)						
	Fatal	Serious Injury	Moderate Injury	Minor Injury	Property Damage Only	Total
Medical Care	0	209,568	103,221	57,428	17,748	387,965
Future Earnings (Loss Wages)	0	282,756	210,222	108,528	83,259	684,765
Public Services	0	3,768	5,508	3,724	7,569	20,569
Property Damage & Loss	0	56,196	107,460	84,224	328,077	575,957
Subtotal (Monetary Cost)	0	552,300	426,411	253,876	436,392	1,668,979
Quality of Life	0	1,367,904	690,282	298,116	63,684	2,419,986
Total (Comprehensive Cost)	0	1,920,192	1,116,693	551,992	500,076	4,088,953

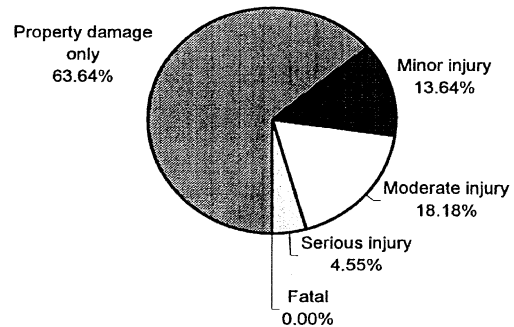
Costs of Index Crimes in Luce County (1997 dollars)								
	Murder	Rape	Assault	Robbery	Larceny	Burglary	Motor Vehicle Theft	Total
Medical Care	0	8,322	12,750	0	0	0	0	21,072
Future Earnings (Loss Wages)	0	23,790	21,964	0	1,159	600	280	47,793
Public Services	0	3,354	4,097	0	23,302	8,375	952	40,080
Property Damage & Loss	0	672	986	0	48,190	54,125	21,708	125,681
Subtotal (Monetary Cost)	0	36,138	39,797	0	72,651	63,100	22,940	234,626
Quality of Life	0	751,422	137,938	0	0	7,775	1,132	898,267
Total (Comprehensive Cost)	0	787,554	177,732	0	72,651	70,850	24,072	1,132,879

Luce County 1998

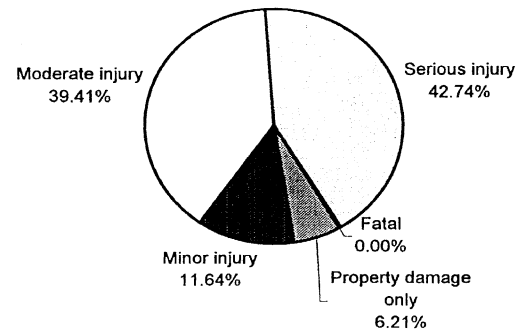
Alcohol-Involved Crashes

Traffic Crash Casualty Severity	Traffic Crash Casualties	Traffic Crash Costs
Property damage only	14	\$32,326
Minor injury	3	\$60,561
Moderate injury	4	\$205,136
Serious injury	1	\$222,469
Fatal	0	\$0
Total		\$520,492
Average cost of traffic crash casualty		\$23,659

Traffic Crash Casualties



Traffic Crash Costs



203


Costs of Alcohol-Involved Traffic Crashes in Luce County (1997 dollars)

	Fatal	Serious Injury	Moderate Injury	Minor Injury	Property Damage Only	Total
Medical Care	0	23,295	17,136	5,892	1,932	48,255
Future Earnings (Loss Wages)	0	36,213	41,148	12,486	6,370	96,217
Public Services	0	361	884	405	434	2,084
Property Damage & Loss	0	4,986	16,460	9,174	18,200	48,820
Subtotal (Monetary Cost)	0	64,856	75,628	27,957	26,950	195,391
Quality of Life	0	157,613	129,504	32,604	5,376	325,097
Total (Comprehensive Cost)	0	222,469	205,136	60,561	32,326	520,492

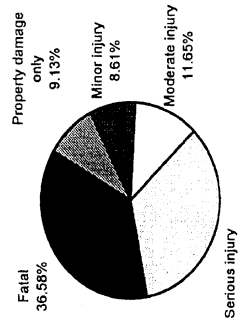
Mackinac County 1998

Traffic Crash Severity	Traffic Crash Casualties	Traffic Crash Costs
Property damage only	829	\$1,588,364
Minor injury	76	\$1,498,264
Moderate injury	49	\$2,026,591
Serious injury	37	\$5,920,592
Fatal	2	\$6,364,504
Total		\$17,398,315
Average cost of traffic crash casualty		\$17,521

Traffic Crash Casualties

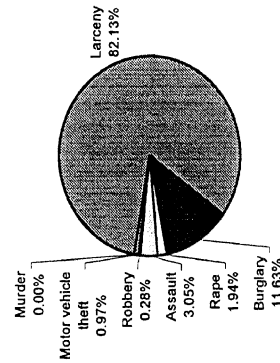


Traffic Crash Costs

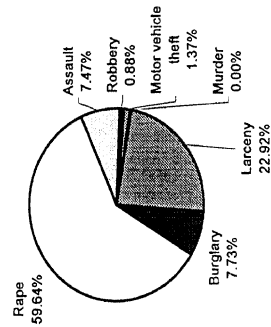


Index Crime Category	Number of Index Crimes	Index Crime Costs
Larceny	593	\$706,263
Burglary	84	\$238,056
Rape	14	\$1,837,626
Assault	22	\$230,032
Robbery	2	\$27,156
Motor vehicle theft	7	\$42,126
Murder	0	\$0
Total		\$3,081,259
Average cost of reported index crime		\$4,268

Index Crimes



Index Crime Costs



Costs of Traffic Crashes in Mackinac County (1997 dollars)

	Fatal	Serious Injury	Moderate Injury	Minor Injury	Property Damage Only	Total
Medical Care	44,508	646,168	187,327	155,876	56,372	1,090,251
Future Earnings (Loss Wages)	2,106,304	871,831	381,514	294,576	264,451	3,918,676
Public Services	2,550	11,618	9,996	10,108	24,041	58,313
Property Damage & Loss	23,820	173,271	195,020	228,608	1,042,053	1,662,772
Subtotal (Monetary Cost)	2,177,184	1,702,925	773,857	689,092	1,386,088	6,729,146
Quality of Life	4,187,320	4,217,704	1,252,734	809,172	202,276	10,669,206
Total (Comprehensive Cost)	6,364,504	5,920,592	2,026,591	1,498,264	1,588,364	17,398,315

Costs of Index Crimes in Mackinac County (1997 dollars)

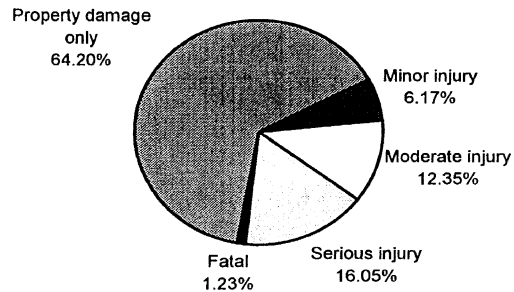
	Murder	Rape	Assault	Robbery	Larceny	Burglary	Motor Vehicle Theft	Total
Medical Care	0	19,418	16,500	1,988	0	0	0	37,906
Future Earnings (Loss Wages)	0	55,510	28,424	3,736	11,267	2,016	490	101,443
Public Services	0	7,826	5,302	660	226,526	28,140	1,666	270,120
Property Damage & Loss	0	1,568	1,276	1,930	468,470	181,860	37,989	693,093
Subtotal (Monetary Cost)	0	84,322	51,502	8,316	706,263	212,016	40,145	1,102,564
Quality of Life	0	1,753,318	178,508	18,840	0	26,124	1,981	1,978,771
Total (Comprehensive Cost)	0	1,837,626	230,032	27,156	706,263	238,056	42,126	3,081,259

Mackinac County 1998

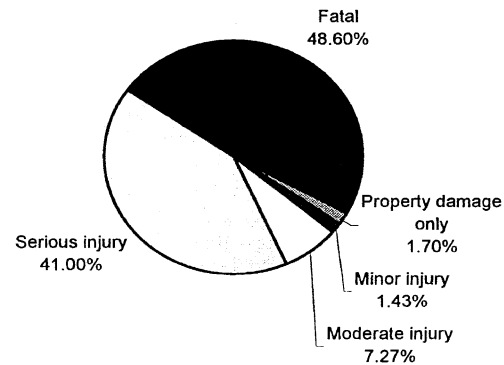
Alcohol-Involved Crashes

Traffic Crash Casualty Severity	Traffic Crash Casualties	Traffic Crash Costs
Property damage only	52	\$120,068
Minor injury	5	\$100,935
Moderate injury	10	\$512,840
Serious injury	13	\$2,892,097
Fatal	1	\$3,428,308
Total		\$7,054,248
Average cost of traffic crash casualty		\$87,089

Traffic Crash Casualties



Traffic Crash Costs



Costs of Alcohol-Involved Traffic Crashes in Mackinac County (1997 dollars)

	Fatal	Serious Injury	Moderate Injury	Minor Injury	Property Damage Only	Total
Medical Care	22,254	302,835	42,840	9,820	7,176	384,925
Future Earnings (Loss Wages)	1,213,388	470,769	102,870	20,810	23,660	1,831,497
Public Services	1,275	4,693	2,210	675	1,612	10,465
Property Damage & Loss	11,910	64,818	41,150	15,290	67,600	200,768
Subtotal (Monetary Cost)	1,248,827	843,128	189,070	46,595	100,100	2,427,720
Quality of Life	2,179,481	2,048,969	323,760	54,340	19,968	4,626,518
Total (Comprehensive Cost)	3,428,308	2,892,097	512,840	100,935	120,068	7,054,248

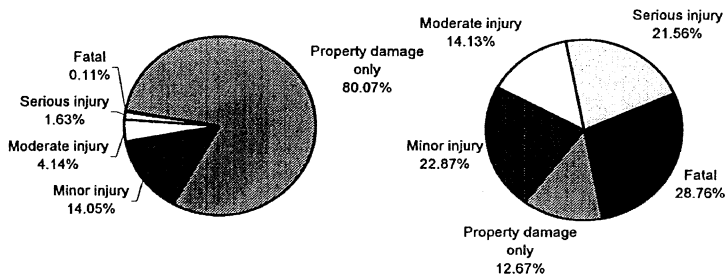
Macomb County 1998

Traffic Crash Casualty Severity	Traffic Crash Casualties	Traffic Crash Costs
Property damage only	40229	\$77,078,764
Minor injury	7059	\$139,161,126
Moderate injury	2079	\$85,985,361
Serious injury	820	\$131,213,120
Fatal	55	\$175,023,860
Total		\$608,462,231
Average cost of traffic crash casualty		\$12,111

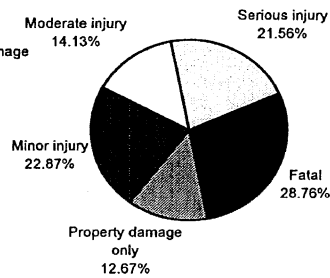
Index Crime Category	Number of Index Crimes	Index Crime Costs
Larceny	19792	\$23,572,272
Burglary	3744	\$10,610,496
Rape	318	\$41,740,362
Assault	2721	\$28,450,776
Robbery	534	\$7,250,652
Motor vehicle theft	3472	\$20,894,496
Murder	10	\$32,036,920
Total		\$164,555,974
Average cost of reported index crime		\$5,379

209

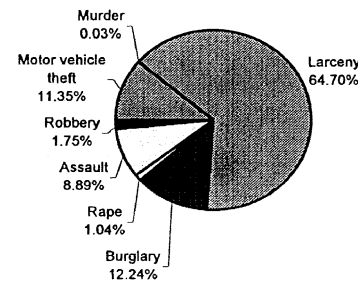
Traffic Crash Casualties



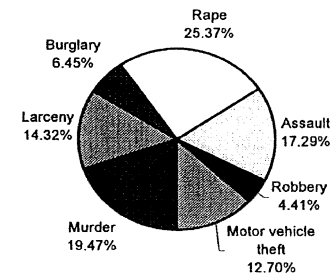
Traffic Crash Costs



Index Crimes



Index Crime Costs



Costs of Traffic Crashes in Macomb County (1997 dollars)

	Fatal	Serious Injury	Moderate Injury	Minor Injury	Property Damage Only	Total
Medical Care	1,223,970	14,320,480	7,948,017	14,478,009	2,735,572	40,706,048
Future Earnings (Loss Wages)	57,923,360	19,321,660	16,187,094	27,360,684	12,833,051	133,625,849
Public Services	70,125	257,480	424,116	938,847	1,166,641	2,857,209
Property Damage & Loss	655,050	3,840,060	8,274,420	21,233,472	50,567,853	84,570,855
Subtotal (Monetary Cost)	59,872,560	37,740,500	32,833,647	64,003,953	67,262,888	261,713,548
Quality of Life	115,151,300	93,473,440	53,151,714	75,157,173	9,815,876	346,749,503
Total (Comprehensive Cost)	175,023,860	131,213,120	85,985,361	139,161,126	77,078,764	608,462,231

Costs of Index Crimes in Macomb County (1997 dollars)

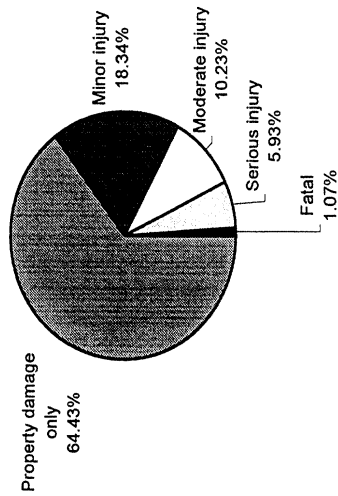
	Murder	Rape	Assault	Robbery	Larceny	Burglary	Motor Vehicle Theft	Total
Medical Care	225,910	441,066	2,040,750	530,796	0	0	0	3,238,522
Future Earnings (Loss Wages)	11,461,320	1,260,870	3,515,532	997,512	376,048	89,856	243,040	17,944,178
Public Services	21,590	177,762	655,761	176,220	7,560,544	1,254,240	826,336	10,672,453
Property Damage & Loss	13,240	35,616	157,818	515,310	15,635,680	8,105,760	18,842,544	43,305,968
Subtotal (Monetary Cost)	11,722,050	1,915,314	6,369,861	2,220,372	23,572,272	9,449,856	19,911,920	75,161,645
Quality of Life	20,314,860	39,825,366	22,078,194	5,030,280	0	1,164,384	982,576	89,395,660
Total (Comprehensive Cost)	32,036,920	41,740,362	28,450,776	7,250,652	23,572,272	10,610,496	20,894,496	164,555,974

Macomb County 1998

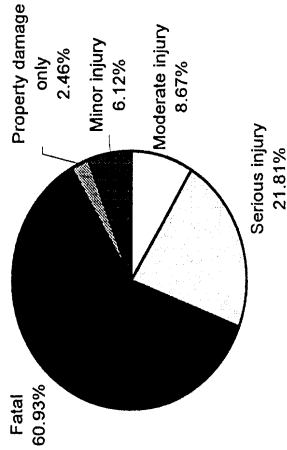
Alcohol-Involved Crashes

Traffic Crash Casualty Severity	Traffic Crash Casualties	Traffic Crash Costs
Property damage only	1739	\$4,015,351
Minor injury	495	\$9,992,565
Moderate injury	276	\$14,154,384
Serious injury	160	\$35,595,040
Fatal	29	\$99,420,932
Total		\$163,178,272
Average cost of traffic crash casualty		\$60,459

Traffic Crash Casualties



Traffic Crash Costs



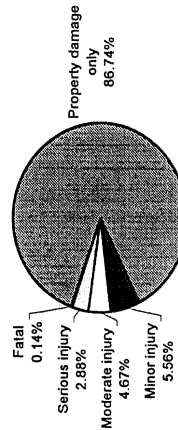
Costs of Alcohol-Involved Traffic Crashes in Macomb County (1997 dollars)

	Fatal	Serious Injury	Moderate Injury	Minor Injury	Property Damage Only	Total
Medical Care	645,366	3,727,200	1,182,384	972,180	239,982	6,767,112
Future Earnings (Loss Wages)	35,188,252	5,794,080	2,839,212	2,060,190	791,245	46,672,979
Public Services	36,975	57,760	60,996	66,825	53,909	276,465
Property Damage & Loss	345,390	797,760	1,135,740	1,513,710	2,260,700	6,053,300
Subtotal (Monetary Cost)	36,215,983	10,376,960	5,218,332	4,612,905	3,347,575	59,771,755
Quality of Life	63,204,949	25,218,080	8,935,776	5,379,660	667,776	103,406,241
Total (Comprehensive Cost)	99,420,932	35,595,040	14,154,384	9,992,565	4,015,351	163,178,272

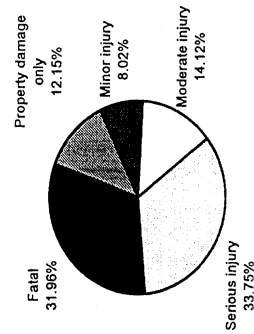
Manistee County 1998

Traffic Crash Severity	Traffic Crash Casualties	Traffic Crash Costs
Property damage only	1263	\$2,419,908
Minor injury	81	\$1,596,834
Moderate injury	68	\$2,812,412
Serious injury	42	\$6,720,672
Fatal	2	\$6,364,504
Total		\$19,914,330
Average cost of traffic crash casualty		\$13,677

Traffic Crash Casualties

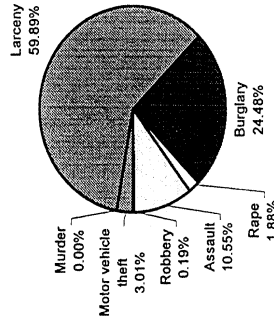


Traffic Crash Costs

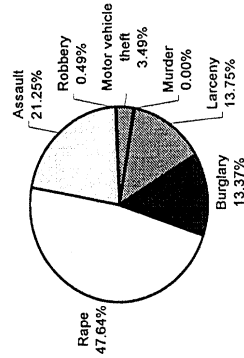


Index Crime Category	Number of Index Crimes	Index Crime Costs
Larceny	318	\$378,738
Burglary	130	\$368,420
Rape	10	\$1,312,590
Assault	56	\$585,536
Robbery	1	\$13,578
Motor vehicle theft	16	\$96,288
Murder	0	\$0
Total		\$2,755,150
Average cost of reported index crime		\$5,189

Index Crimes



Index Crime Costs



Costs of Traffic Crashes in Manistee County (1997 dollars)

	Fatal	Serious Injury	Moderate Injury	Minor Injury	Property Damage Only	Total
Medical Care	44,508	733,488	259,964	166,131	85,884	1,289,975
Future Earnings (Loss Wages)	2,106,304	989,646	529,448	313,956	402,897	4,342,251
Public Services	2,550	13,188	13,872	10,773	36,627	77,010
Property Damage & Loss	23,820	196,686	270,640	243,648	1,587,591	2,322,385
Subtotal (Monetary Cost)	2,177,184	1,933,050	1,073,924	734,427	2,111,736	8,030,321
Quality of Life	4,187,320	4,787,664	1,738,488	862,407	308,172	11,884,051
Total (Comprehensive Cost)	6,364,504	6,720,672	2,812,412	1,596,834	2,419,908	19,914,330

Costs of Index Crimes in Manistee County (1997 dollars)

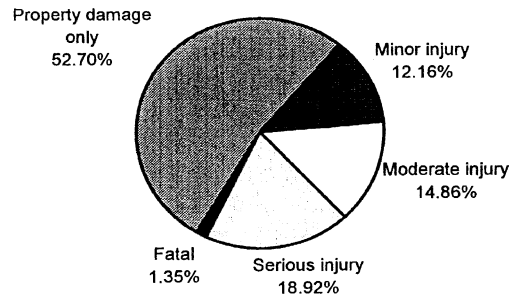
	Murder	Rape	Assault	Robbery	Larceny	Burglary	Motor Vehicle Theft	Total
Medical Care	0	13,870	42,000	994	0	0	0	56,864
Future Earnings (Loss Wages)	0	39,650	72,352	1,868	6,042	3,120	1,120	124,152
Public Services	0	5,590	13,496	330	121,476	43,550	3,808	188,250
Property Damage & Loss	0	1,120	3,248	965	251,220	281,450	86,832	624,835
Subtotal (Monetary Cost)	0	60,230	131,096	4,158	378,738	328,120	91,760	994,102
Quality of Life	0	1,252,370	454,384	9,420	0	40,430	4,528	1,761,132
Total (Comprehensive Cost)	0	1,312,590	585,536	13,578	378,738	368,420	96,288	2,755,150

Manistee County 1998

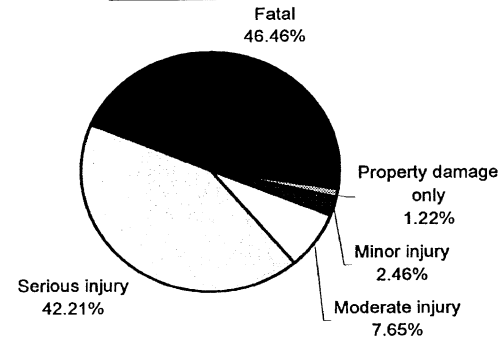
Alcohol-Involved Crashes

Traffic Crash Casualty Severity	Traffic Crash Casualties	Traffic Crash Costs
Property damage only	39	\$90,051
Minor injury	9	\$181,683
Moderate injury	11	\$564,124
Serious injury	14	\$3,114,566
Fatal	1	\$3,428,308
Total		\$7,378,732
Average cost of traffic crash casualty		\$99,713

Traffic Crash Casualties



Traffic Crash Costs



215

Costs of Alcohol-Involved Traffic Crashes in Manistee County (1997 dollars)

	Fatal	Serious Injury	Moderate Injury	Minor Injury	Property Damage Only	Total
Medical Care	22,254	326,130	47,124	17,676	5,382	418,566
Future Earnings (Loss Wages)	1,213,388	506,982	113,157	37,458	17,745	1,888,730
Public Services	1,275	5,054	2,431	1,215	1,209	11,184
Property Damage & Loss	11,910	69,804	45,265	27,522	50,700	205,201
Subtotal (Monetary Cost)	1,248,827	907,984	207,977	83,871	75,075	2,523,734
Quality of Life	2,179,481	2,206,582	356,136	97,812	14,976	4,854,987
Total (Comprehensive Cost)	3,428,308	3,114,566	564,124	181,683	90,051	7,378,732

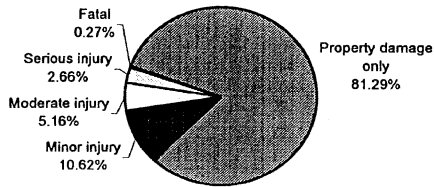
Marquette County 1998

Traffic Crash Casualty Severity	Traffic Crash Casualties	Traffic Crash Costs
Property damage only	2993	\$5,734,588
Minor injury	391	\$7,708,174
Moderate injury	190	\$7,858,210
Serious injury	98	\$15,681,568
Fatal	10	\$31,822,520
Total		\$68,805,060
Average cost of traffic crash casualty		\$18,687

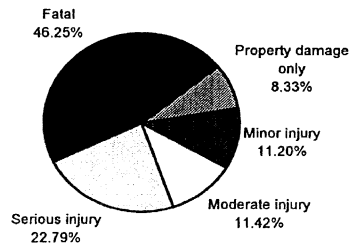
Index Crime Category	Number of Index Crimes	Index Crime Costs
Larceny	1358	\$1,617,378
Burglary	215	\$609,310
Rape	46	\$6,037,914
Assault	70	\$731,920
Robbery	7	\$95,046
Motor vehicle theft	65	\$391,170
Murder	0	\$0
Total		\$9,482,738
Average cost of reported index crime		\$5,385

217

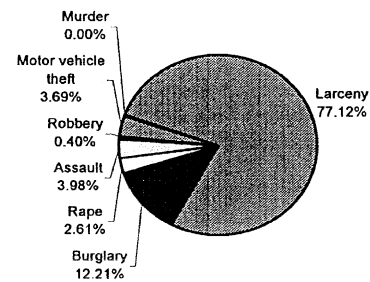
Traffic Crash Casualties



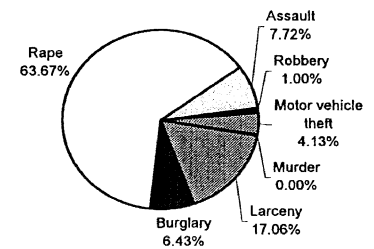
Traffic Crash Costs



Index Crimes



Index Crime Costs



Costs of Traffic Crashes in Marquette County (1997 dollars)

	Fatal	Serious Injury	Moderate Injury	Minor Injury	Property Damage Only	Total
Medical Care	222,540	1,711,472	726,370	801,941	203,524	3,665,847
Future Earnings (Loss Wages)	10,531,520	2,309,174	1,479,340	1,515,516	954,767	16,790,317
Public Services	12,750	30,772	38,760	52,003	86,797	221,082
Property Damage & Loss	119,100	458,934	756,200	1,176,128	3,762,201	6,272,563
Subtotal (Monetary Cost)	10,885,920	4,510,450	3,000,670	3,545,197	5,004,296	26,946,533
Quality of Life	20,936,600	11,171,216	4,857,540	4,162,977	730,292	41,858,625
Total (Comprehensive Cost)	31,822,520	15,681,668	7,858,210	7,708,174	5,734,588	68,805,060

Costs of Index Crimes in Marquette County (1997 dollars)

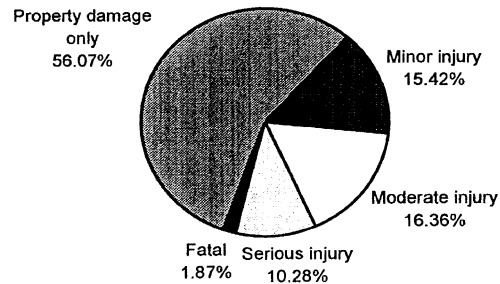
	Murder	Rape	Assault	Robbery	Larceny	Burglary	Motor Vehicle Theft	Total
Medical Care	0	63,802	52,500	6,958	0	0	0	123,260
Future Earnings (Loss Wages)	0	182,390	90,440	13,076	25,802	5,160	4,550	321,418
Public Services	0	25,714	16,870	2,310	518,756	72,025	15,470	651,145
Property Damage & Loss	0	5,152	4,060	6,755	1,072,820	465,475	352,755	1,907,017
Subtotal (Monetary Cost)	0	277,058	163,870	29,106	1,617,378	542,660	372,775	3,002,847
Quality of Life	0	5,760,902	567,980	65,940	0	66,865	18,395	6,480,082
Total (Comprehensive Cost)	0	6,037,914	731,920	95,046	1,617,378	609,310	391,170	9,482,738

Marquette County 1998

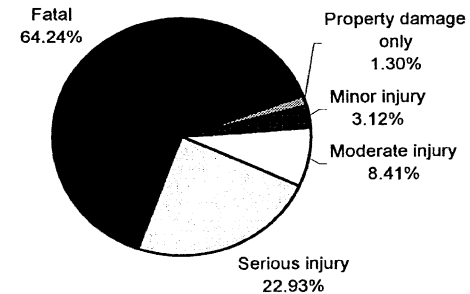
Alcohol-Involved Crashes

Traffic Crash Casualty Severity	Traffic Crash Casualties	Traffic Crash Costs
Property damage only	120	\$277,080
Minor injury	33	\$666,171
Moderate injury	35	\$1,794,940
Serious injury	22	\$4,894,318
Fatal	4	\$13,713,232
Total		\$21,345,741
Average cost of traffic crash casualty		\$99,746

Traffic Crash Casualties



Traffic Crash Costs



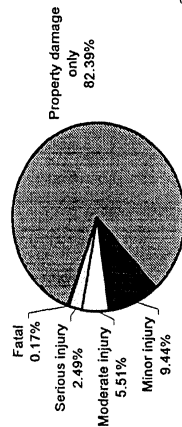
Costs of Alcohol-Involved Traffic Crashes in Marquette County (1997 dollars)

	Fatal	Serious Injury	Moderate Injury	Minor Injury	Property Damage Only	Total
Medical Care	89,016	512,490	149,940	64,812	16,560	832,818
Future Earnings (Loss Wages)	4,853,552	796,686	360,045	137,346	54,600	6,202,229
Public Services	5,100	7,942	7,735	4,455	3,720	28,952
Property Damage & Loss	47,640	109,692	144,025	100,914	156,000	558,271
Subtotal (Monetary Cost)	4,995,308	1,426,832	661,745	307,527	231,000	7,622,412
Quality of Life	8,717,924	3,467,486	1,133,160	358,644	46,080	13,723,294
Total (Comprehensive Cost)	13,713,232	4,894,318	1,794,940	666,171	277,080	21,345,741

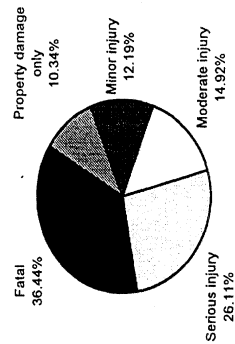
Mason County 1998

Traffic Crash Severity	Traffic Crash Casualties	Traffic Crash Costs
Property damage only	1885	\$3,611,660
Minor injury	216	\$4,258,224
Moderate injury	126	\$5,211,234
Serious injury	57	\$9,120,912
Fatal	4	\$12,729,008
Total		\$34,931,038
Average cost of traffic crash casualty		\$15,267

Traffic Crash Casualties

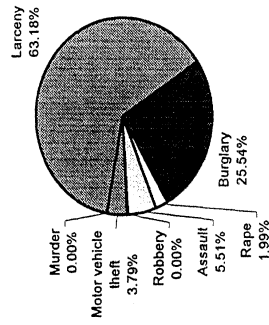


Traffic Crash Costs

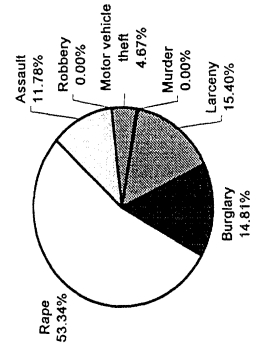


Index Crime Category	Number of Index Crimes	Index Crime Costs
Larceny	700	\$833,700
Burglary	283	\$802,022
Rape	22	\$2,887,698
Assault	61	\$637,816
Robbery	0	\$0
Motor vehicle theft	42	\$252,756
Murder	0	\$0
Total		\$5,413,992
Average cost of reported index crime		\$4,886

Index Crimes



Index Crime Costs



Costs of Traffic Crashes in Mason County (1997 dollars)

	Fatal	Serious Injury	Moderate Injury	Minor Injury	Property Damage Only	Total
Medical Care	89,016	995,448	481,698	443,016	128,180	2,137,358
Future Earnings (Loss Wages)	4,212,608	1,343,091	981,036	837,216	601,315	7,975,266
Public Services	5,100	17,898	25,704	28,728	54,665	132,095
Property Damage & Loss	47,640	266,931	501,480	649,728	2,369,445	3,835,224
Subtotal (Monetary Cost)	4,354,368	2,623,425	1,989,918	1,958,472	3,151,720	14,077,903
Quality of Life	8,374,640	6,497,544	3,221,316	2,299,752	459,940	20,853,192
Total (Comprehensive Cost)	12,729,008	9,120,912	5,211,234	4,258,224	3,611,660	34,931,038

Costs of Index Crimes in Mason County (1997 dollars)

	Murder	Rape	Assault	Robbery	Larceny	Burglary	Motor Vehicle Theft	Total
Medical Care	0	30,514	45,750	0	0	0	0	76,264
Future Earnings (Loss Wages)	0	87,230	78,812	0	13,300	6,792	2,940	189,074
Public Services	0	12,298	14,701	0	267,400	94,805	9,996	399,200
Property Damage & Loss	0	2,464	3,538	0	553,000	612,695	227,934	1,399,631
Subtotal (Monetary Cost)	0	132,506	142,801	0	833,700	714,292	240,870	2,064,169
Quality of Life	0	2,755,214	494,954	0	0	88,013	11,886	3,350,067
Total (Comprehensive Cost)	0	2,887,698	637,816	0	833,700	802,022	252,756	5,413,992

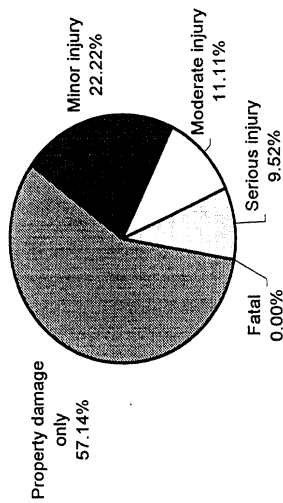
Mason County 1998

Alcohol-Involved Crashes

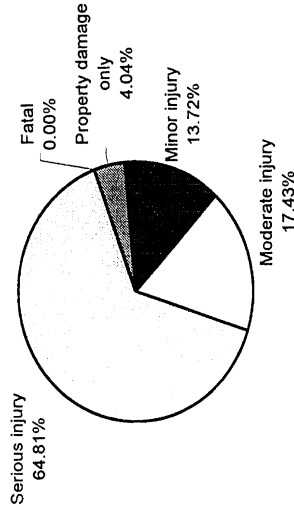
Traffic Crash Casualty Severity	Traffic Crash Casualties	Traffic Crash Costs
Property damage only	36	\$83,124
Minor injury	14	\$282,618
Moderate injury	7	\$358,988
Serious injury	6	\$1,334,814
Fatal	0	\$0
Total		\$2,059,544

Average cost of traffic crash casualty \$32,691

Traffic Crash Casualties



Traffic Crash Costs



Costs of Alcohol-Involved Traffic Crashes in Mason County (1997 dollars)

	Fatal	Serious Injury	Moderate Injury	Minor Injury	Property Damage Only	Total
Medical Care	0	139,770	29,988	27,496	4,968	202,222
Future Earnings (Loss Wages)	0	217,278	72,009	58,268	16,380	363,935
Public Services	0	2,166	1,547	1,890	1,116	6,719
Property Damage & Loss	0	29,916	28,805	42,812	46,800	148,333
Subtotal (Monetary Cost)	0	389,136	132,349	130,466	69,300	721,251
Quality of Life	0	945,678	226,632	152,152	13,824	1,338,286
Total (Comprehensive Cost)	0	1,334,814	358,988	282,618	83,124	2,059,544


Mecosta County 1998

Traffic Crash Casualty Severity	Traffic Crash Casualties	Traffic Crash Costs
Property damage only	3103	\$5,945,348
Minor injury	271	\$5,342,494
Moderate injury	158	\$6,534,722
Serious injury	61	\$9,760,976
Fatal	9	\$28,640,268
Total		\$56,223,808
Average cost of traffic crash casualty		\$15,609

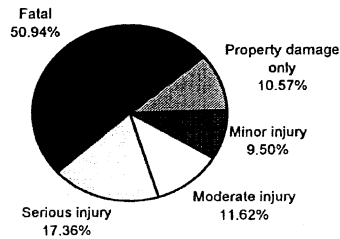
Index Crime Category	Number of Index Crimes	Index Crime Costs
Larceny	558	\$664,578
Burglary	223	\$631,982
Rape	17	\$2,231,403
Assault	43	\$449,608
Robbery	1	\$13,578
Motor vehicle theft	28	\$168,504
Murder	2	\$6,407,384
Total		\$10,567,037
Average cost of reported index crime		\$12,118

225

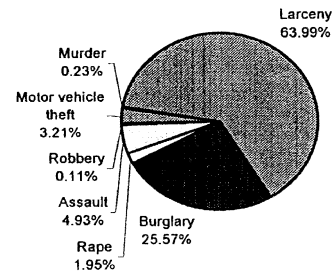
Traffic Crash Casualties



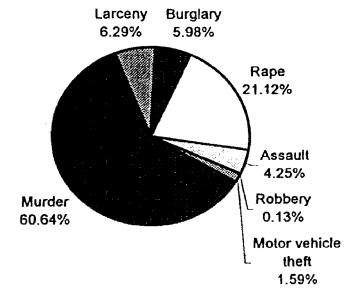
Traffic Crash Costs



Index Crimes



Index Crime Costs



Costs of Traffic Crashes in Mecosta County (1997 dollars)

	Fatal	Serious Injury	Moderate Injury	Minor Injury	Property Damage Only	Total
Medical Care	200,286	1,065,304	604,034	555,821	211,004	2,636,449
Future Earnings (Loss Wages)	9,478,368	1,437,343	1,230,188	1,050,396	989,857	14,186,152
Public Services	11,475	19,154	32,232	36,043	89,987	188,891
Property Damage & Loss	107,190	285,663	628,840	815,168	3,900,471	5,737,332
Subtotal (Monetary Cost)	9,797,328	2,807,525	2,495,294	2,457,157	5,188,216	22,745,520
Quality of Life	18,842,940	6,953,512	4,039,428	2,885,337	757,132	33,478,349
Total (Comprehensive Cost)	28,640,268	9,760,976	6,534,722	5,342,494	5,945,348	56,223,808

Costs of Index Crimes in Mecosta County (1997 dollars)

	Murder	Rape	Assault	Robbery	Larceny	Burglary	Motor Vehicle Theft	Total
Medical Care	45,182	23,579	32,250	994	0	0	0	102,005
Future Earnings (Loss Wages)	2,292,264	67,405	55,556	1,868	10,602	5,352	1,960	2,435,007
Public Services	4,318	9,503	10,363	330	213,156	74,705	6,664	319,039
Property Damage & Loss	2,648	1,904	2,494	965	440,820	482,795	151,956	1,083,582
Subtotal (Monetary Cost)	2,344,410	102,391	100,663	4,158	664,578	562,852	160,580	3,939,632
Quality of Life	4,062,972	2,129,029	348,902	9,420	0	69,353	7,924	6,627,600
Total (Comprehensive Cost)	6,407,384	2,231,403	449,608	13,578	664,578	631,982	168,504	10,667,037

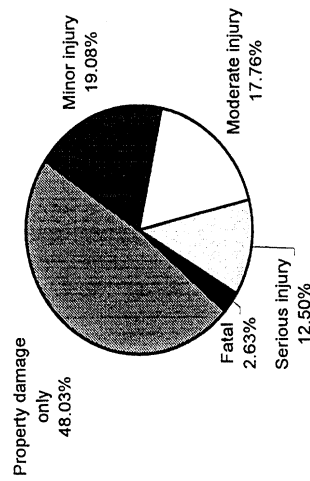
Mecosta County 1998

Alcohol-Involved Crashes

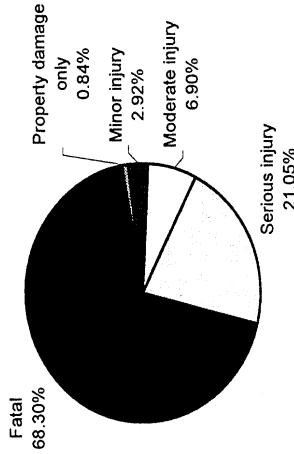
Traffic Crash Casualty Severity	Traffic Crash Casualties	Traffic Crash Costs
Property damage only	73	\$168,557
Minor injury	29	\$585,423
Moderate injury	27	\$1,384,668
Serious injury	19	\$4,226,911
Fatal	4	\$13,713,232
Total		\$20,078,791

Average cost of traffic crash casualty \$132,097

Traffic Crash Casualties



Traffic Crash Costs



Costs of Alcohol-Involved Traffic Crashes in Mecosta County (1997 dollars)

	Fatal	Serious Injury	Moderate Injury	Minor Injury	Property Damage Only	Total
Medical Care		442,605	115,668	56,956	10,074	714,319
Future Earnings (Loss Wages)	89,016	688,047	277,749	120,698	33,215	5,973,261
Public Services	5,100	6,859	5,967	3,915	2,263	24,104
Property Damage & Loss	47,640	94,734	111,105	88,682	94,900	437,061
Subtotal (Monetary Cost)	4,995,308	1,232,264	510,489	270,251	140,525	7,148,837
Quality of Life	8,717,924	2,994,647	874,152	315,172	28,032	12,929,927
Total (Comprehensive Cost)	13,713,232	4,226,911	1,384,668	585,423	168,557	20,078,791


Menominee County 1998

Traffic Crash Casualty Severity	Traffic Crash Casualties	Traffic Crash Costs
Property damage only	2050	\$3,927,800
Minor injury	223	\$4,396,222
Moderate injury	117	\$4,839,003
Serious injury	50	\$8,000,800
Fatal	4	\$12,729,008
Total		\$33,892,833
Average cost of traffic crash casualty		\$13,868

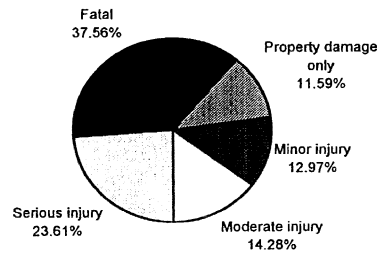
Index Crime Category	Number of Index Crimes	Index Crime Costs
Larceny	368	\$438,288
Burglary	134	\$379,756
Rape	17	\$2,231,403
Assault	23	\$240,488
Robbery	2	\$27,156
Motor vehicle theft	22	\$132,396
Murder	0	\$0
Total		\$3,449,487
Average cost of reported index crime		\$6,095

229

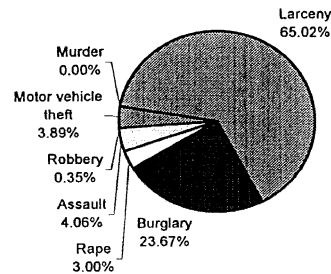
Traffic Crash Casualties



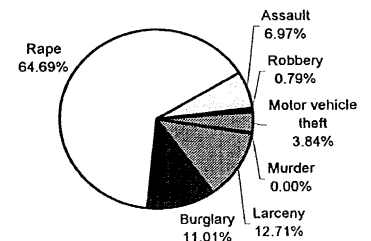
Traffic Crash Costs



Index Crimes



Index Crime Costs



Costs of Traffic Crashes in Menominee County (1997 dollars)							
	Fatal	Serious Injury	Moderate Injury	Minor Injury	Property Damage Only	Total	
Medical Care	89,016	873,200	447,291	457,373	139,400	2,006,280	
Future Earnings (Loss Wages)	4,212,608	1,178,150	910,962	864,348	653,950	7,820,018	
Public Services	5,100	15,700	23,868	29,659	59,450	133,777	
Property Damage & Loss	47,640	234,150	465,660	670,784	2,576,850	3,995,084	
Subtotal (Monetary Cost)	4,354,368	2,301,250	1,847,781	2,021,941	3,427,600	13,952,940	
Quality of Life	8,374,640	5,699,600	2,991,222	2,374,281	500,200	19,939,943	
Total (Comprehensive Cost)	12,729,008	8,000,800	4,839,003	4,396,222	3,927,800	33,892,833	

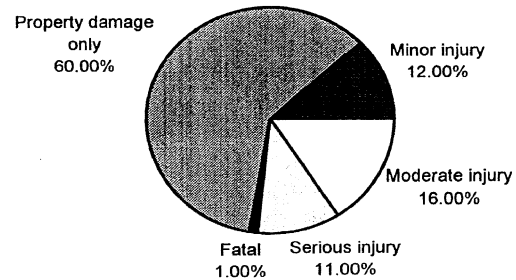
Costs of Index Crimes in Menominee County (1997 dollars)								
	Murder	Rape	Assault	Robbery	Larceny	Burglary	Motor Vehicle Theft	Total
Medical Care	0	23,579	17,250	1,988	0	0	0	42,817
Future Earnings (Loss Wages)	0	67,405	29,716	3,736	6,992	3,216	1,540	112,605
Public Services	0	9,503	5,543	660	140,576	44,890	5,236	206,408
Property Damage & Loss	0	1,904	1,334	1,930	290,720	290,110	119,394	705,392
Subtotal (Monetary Cost)	0	102,391	53,843	8,316	438,288	338,216	126,170	1,067,224
Quality of Life	0	2,129,029	186,622	18,840	0	41,674	6,226	2,382,391
Total (Comprehensive Cost)	0	2,231,403	240,488	27,156	438,288	379,756	132,396	3,449,487

Menominee County 1998

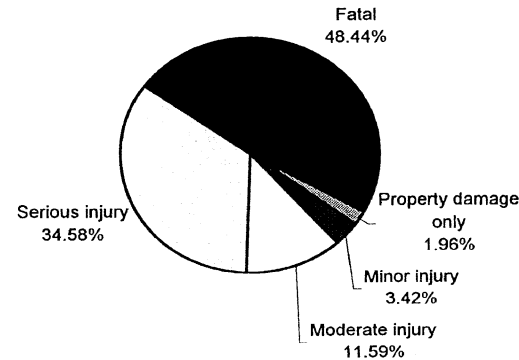
Alcohol-Involved Crashes

Traffic Crash Casualty Severity	Traffic Crash Casualties	Traffic Crash Costs
Property damage only	60	\$138,540
Minor injury	12	\$242,244
Moderate injury	16	\$820,544
Serious injury	11	\$2,447,159
Fatal	1	\$3,428,308
Total		\$7,076,795
Average cost of traffic crash casualty		\$70,768

Traffic Crash Casualties



Traffic Crash Costs



Costs of Alcohol-Involved Traffic Crashes in Menominee County (1997 dollars)

	Fatal	Serious Injury	Moderate Injury	Minor Injury	Property Damage Only	Total
Medical Care	22,254	256,245	68,544	23,568	8,280	378,891
Future Earnings (Loss Wages)	1,213,388	398,343	164,592	49,944	27,300	1,853,567
Public Services	1,275	3,971	3,536	1,620	1,860	12,262
Property Damage & Loss	11,910	54,846	65,840	36,696	78,000	247,292
Subtotal (Monetary Cost)	1,248,827	713,416	302,512	111,828	115,500	2,492,083
Quality of Life	2,179,481	1,733,743	518,016	130,416	23,040	4,584,696
Total (Comprehensive Cost)	3,428,308	2,447,159	820,544	242,244	138,540	7,076,795

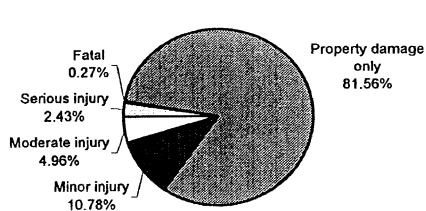
Midland County 1998

Traffic Crash Casualty Severity	Traffic Crash Casualties	Traffic Crash Costs
Property damage only	4193	\$8,033,788
Minor injury	554	\$10,921,556
Moderate injury	255	\$10,546,545
Serious injury	125	\$20,002,000
Fatal	14	\$44,551,528
Total		\$94,055,417
Average cost of traffic crash casualty		\$18,295

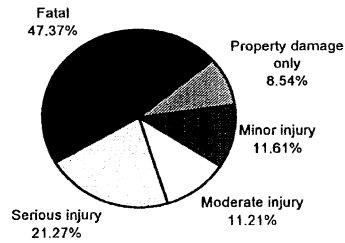
Index Crime Category	Number of Index Crimes	Index Crime Costs
Larceny	1205	\$1,435,155
Burglary	250	\$708,500
Rape	36	\$4,725,324
Assault	83	\$867,848
Robbery	8	\$108,624
Motor vehicle theft	75	\$451,350
Murder	0	\$0
Total		\$8,296,801
Average cost of reported index crime		\$5,007

233

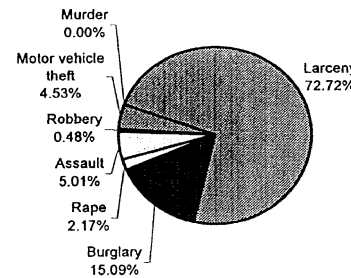
Traffic Crash Casualties



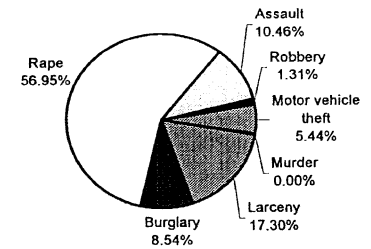
Traffic Crash Costs



Index Crimes



Index Crime Costs



Costs of Traffic Crashes in Midland County (1997 dollars)						
	Fatal	Serious Injury	Moderate Injury	Minor Injury	Property Damage Only	Total
Medical Care	311,556	2,183,000	974,865	1,136,254	285,124	4,890,799
Future Earnings (Loss Wages)	14,744,128	2,945,375	1,985,430	2,147,304	1,337,567	23,159,804
Public Services	17,850	39,250	52,020	73,682	121,597	304,399
Property Damage & Loss	166,740	585,375	1,014,900	1,666,432	5,270,601	8,704,048
Subtotal (Monetary Cost)	15,240,288	5,753,125	4,027,215	5,023,118	7,010,896	37,054,442
Quality of Life	29,311,240	14,249,000	6,519,330	5,898,438	1,023,092	57,001,100
Total (Comprehensive Cost)	44,551,528	20,002,000	10,546,545	10,921,556	8,033,788	94,055,417

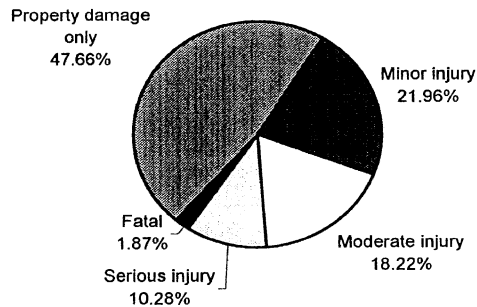
Costs of Index Crimes in Midland County (1997 dollars)								
	Murder	Rape	Assault	Robbery	Larceny	Burglary	Motor Vehicle Theft	Total
Medical Care	0	49,932	62,250	7,952	0	0	0	120,134
Future Earnings (Loss Wages)	0	142,740	107,236	14,944	22,895	6,000	5,250	299,065
Public Services	0	20,124	20,003	2,640	460,310	83,750	17,850	604,677
Property Damage & Loss	0	4,032	4,814	7,720	951,950	541,250	407,025	1,916,791
Subtotal (Monetary Cost)	0	216,828	194,303	33,264	1,435,155	631,000	430,125	2,940,675
Quality of Life	0	4,508,532	673,462	75,360	0	77,750	21,225	5,356,329
Total (Comprehensive Cost)	0	4,725,324	867,848	108,624	1,435,155	708,900	451,350	8,296,801

Midland County 1998

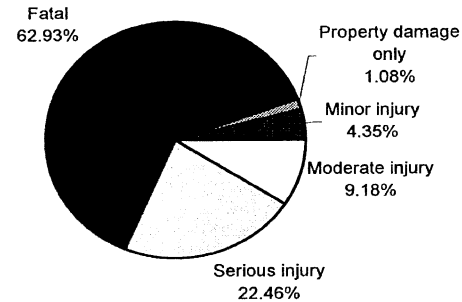
Alcohol-Involved Crashes

Traffic Crash Casualty Severity	Traffic Crash Casualties	Traffic Crash Costs
Property damage only	102	\$235,518
Minor injury	47	\$948,789
Moderate injury	39	\$2,000,076
Serious injury	22	\$4,894,318
Fatal	4	\$13,713,232
Total		\$21,791,933
Average cost of traffic crash casualty		\$101,831

Traffic Crash Casualties



Traffic Crash Costs



235

Costs of Alcohol-Involved Traffic Crashes in Midland County (1997 dollars)

	Fatal	Serious Injury	Moderate Injury	Minor Injury	Property Damage Only	Total
Medical Care	89,016	512,490	167,076	92,308	14,076	874,966
Future Earnings (Loss Wages)	4,853,552	796,686	401,193	195,614	46,410	6,293,455
Public Services	5,100	7,942	8,619	6,345	3,162	31,168
Property Damage & Loss	47,640	109,692	160,485	143,726	132,600	594,143
Subtotal (Monetary Cost)	4,995,308	1,426,832	737,373	437,993	196,350	7,793,856
Quality of Life	8,717,924	3,467,486	1,262,664	510,796	39,168	13,998,038
Total (Comprehensive Cost)	13,713,232	4,894,318	2,000,076	948,789	235,518	21,791,933

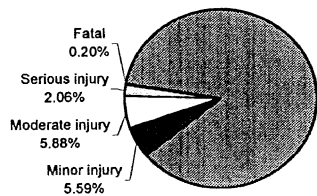
Missaukee County 1998

Traffic Crash Casualty Severity	Traffic Crash Casualties	Traffic Crash Costs
Property damage only	880	\$1,686,080
Minor injury	57	\$1,123,698
Moderate injury	60	\$2,481,540
Serious injury	21	\$3,360,336
Fatal	2	\$6,364,504
Total		\$15,016,158
Average cost of traffic crash casualty		\$14,722

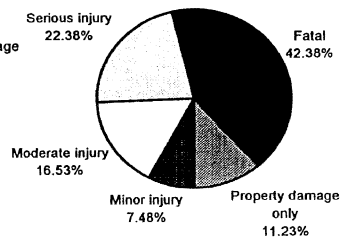
Index Crime Category	Number of Index Crimes	Index Crime Costs
Larceny	196	\$233,436
Burglary	122	\$345,748
Rape	10	\$1,312,590
Assault	14	\$146,384
Robbery	0	\$0
Motor vehicle theft	20	\$120,360
Murder	1	\$3,203,692
Total		\$5,362,210
Average cost of reported index crime		\$14,772

237

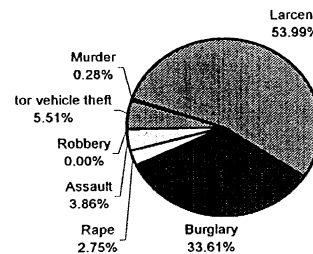
Traffic Crash Casualties



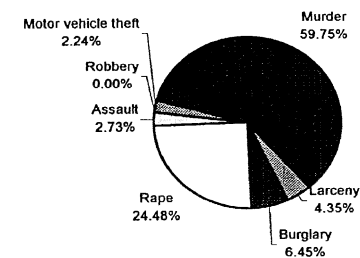
Traffic Crash Costs



Index Crimes



Index Crime Costs



Costs of Traffic Crashes in Missaukee County (1997 dollars)						
	Fatal	Serious Injury	Moderate Injury	Minor Injury	Property Damage Only	Total
Medical Care	44,508	366,744	229,380	116,907	59,840	817,379
Future Earnings (Loss Wages)	2,106,304	494,823	467,160	220,932	280,720	3,569,939
Public Services	2,550	6,594	12,240	7,581	25,520	54,485
Property Damage & Loss	23,820	98,343	238,800	171,456	1,106,160	1,638,579
Subtotal (Monetary Cost)	2,177,184	966,525	947,580	516,819	1,471,360	6,079,468
Quality of Life	4,187,320	2,393,832	1,533,960	606,879	214,720	8,936,711
Total (Comprehensive Cost)	6,364,504	3,360,336	2,481,540	1,123,698	1,686,080	15,016,158

Costs of Index Crimes in Missaukee County (1997 dollars)								
	Murder	Rape	Assault	Robbery	Larceny	Burglary	Motor Vehicle Theft	Total
Medical Care	22,591	13,870	10,500	0	0	0	0	46,961
Future Earnings (Loss Wages)	1,146,132	39,650	18,088	0	3,724	2,928	1,400	1,211,922
Public Services	2,159	5,590	3,374	0	74,872	40,870	4,760	131,625
Property Damage & Loss	1,324	1,120	812	0	154,840	264,130	108,540	530,766
Subtotal (Monetary Cost)	1,172,205	60,230	32,774	0	233,436	307,928	114,700	1,921,273
Quality of Life	2,031,486	1,252,370	113,596	0	0	37,942	5,660	3,441,054
Total (Comprehensive Cost)	3,203,692	1,312,590	146,384	0	233,436	345,748	120,360	5,362,210

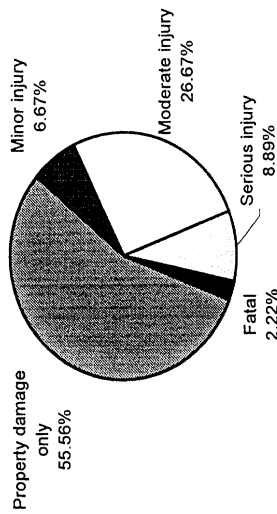
Missaukee County 1998

Alcohol-Involved Crashes

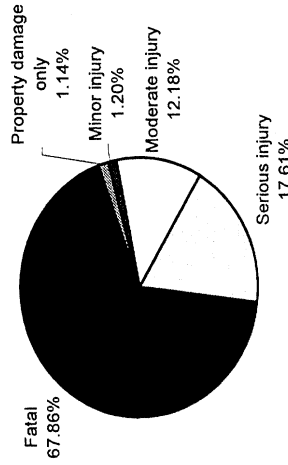
Traffic Crash Casualty Severity	Traffic Crash Casualties	Traffic Crash Costs
Property damage only	25	\$57,725
Minor injury	3	\$60,561
Moderate injury	12	\$615,408
Serious injury	4	\$889,876
Fatal	1	\$3,428,308
Total		\$5,051,878

Average cost of traffic crash casualty \$112,264

Traffic Crash Casualties



Traffic Crash Costs



Costs of Alcohol-Involved Traffic Crashes in Missaukee County (1997 dollars)

	Fatal	Serious Injury	Moderate Injury	Minor Injury	Property Damage Only	Total
Medical Care	22,254	93,180	51,408	5,892	3,450	176,184
Future Earnings (Loss Wages)	1,213,388	144,852	123,444	12,486	11,375	1,505,545
Public Services		1,444	2,652	405	775	6,551
Property Damage & Loss	11,910	19,944	49,380	9,174	32,500	122,908
Subtotal (Monetary Cost)	1,248,827	259,424	226,884	27,957	48,125	1,811,217
Quality of Life	2,179,481	630,452	388,512	32,604	9,600	3,240,649
Total (Comprehensive Cost)	3,428,308	889,876	615,408	60,561	57,725	5,051,878

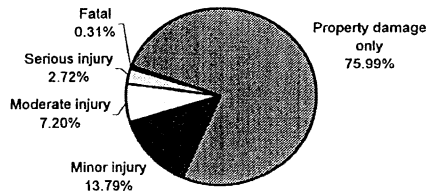
Monroe County 1998

Traffic Crash Casualty Severity	Traffic Crash Casualties	Traffic Crash Costs
Property damage only	5650	\$10,825,400
Minor injury	1025	\$20,206,850
Moderate injury	535	\$22,127,065
Serious injury	202	\$32,323,232
Fatal	23	\$73,191,796
Total		\$158,674,343
Average cost of traffic crash casualty		\$21,342

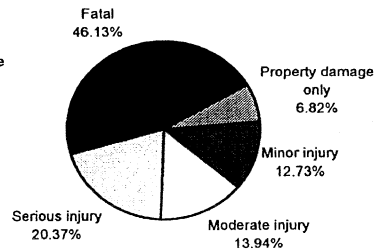
Index Crime Category	Number of Index Crimes	Index Crime Costs
Larceny	2865	\$3,412,215
Burglary	843	\$2,389,062
Rape	55	\$7,219,245
Assault	231	\$2,415,336
Robbery	51	\$692,478
Motor vehicle theft	355	\$2,136,390
Murder	1	\$3,203,692
Total		\$21,468,418
Average cost of reported index crime		\$4,878

241

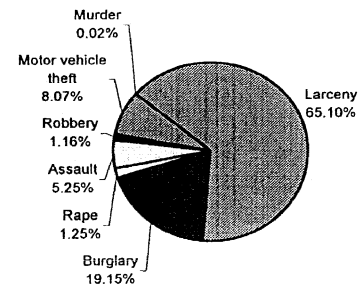
Traffic Crash Casualties



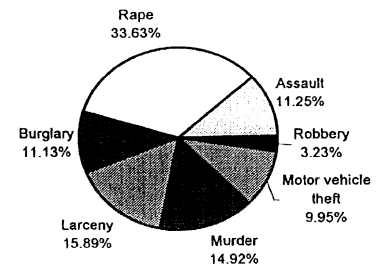
Traffic Crash Costs



Index Crimes



Index Crime Costs



Costs of Traffic Crashes in Monroe County (1997 dollars)						
	Fatal	Serious Injury	Moderate Injury	Minor Injury	Property Damage Only	Total
Medical Care	511,842	3,527,728	2,045,305	2,102,275	384,200	8,571,350
Future Earnings (Loss Wages)	24,222,496	4,759,726	4,165,510	3,972,900	1,802,350	38,922,982
Public Services	29,325	63,428	109,140	136,325	163,850	502,068
Property Damage & Loss	273,930	945,966	2,129,300	3,083,200	7,102,050	13,534,446
Subtotal (Monetary Cost)	25,037,616	9,297,050	8,449,255	9,293,675	9,446,800	61,524,396
Quality of Life	48,154,180	23,026,384	13,677,810	10,913,175	1,378,600	97,150,149
Total (Comprehensive Cost)	73,191,796	32,323,232	22,127,065	20,206,850	10,825,400	158,674,343

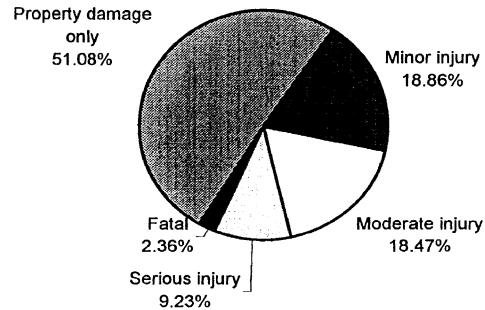
Costs of Index Crimes in Monroe County (1997 dollars)								
	Murder	Rape	Assault	Robbery	Larceny	Burglary	Motor Vehicle Theft	Total
Medical Care	22,591	76,285	173,250	50,694	0	0	0	322,820
Future Earnings (Loss Wages)	1,146,132	218,075	298,452	95,268	54,435	20,232	24,850	1,857,444
Public Services	2,159	30,745	55,671	16,830	1,094,430	282,405	84,490	1,566,730
Property Damage & Loss	1,324	6,160	13,398	49,215	2,263,350	1,825,095	1,926,585	6,085,127
Subtotal (Monetary Cost)	1,172,205	331,265	540,771	212,058	3,412,215	2,127,732	2,035,925	9,832,171
Quality of Life	2,031,486	6,888,035	1,874,334	480,420	0	262,173	100,465	11,636,913
Total (Comprehensive Cost)	3,203,692	7,219,245	2,415,336	692,478	3,412,215	2,389,062	2,136,390	21,468,418

Monroe County 1998

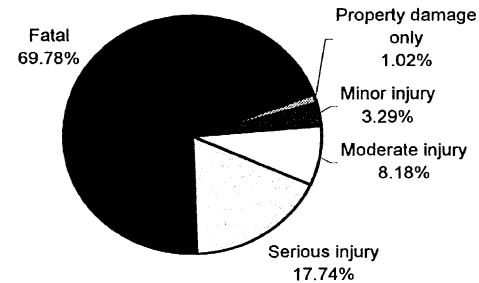
Alcohol-Involved Crashes

Traffic Crash Casualty Severity	Traffic Crash Casualties	Traffic Crash Costs
Property damage only	260	\$600,340
Minor injury	96	\$1,937,952
Moderate injury	94	\$4,820,696
Serious injury	47	\$10,456,043
Fatal	12	\$41,139,696
Total		\$58,954,727
Average cost of traffic crash casualty		\$115,825

Traffic Crash Casualties



Traffic Crash Costs



243

Costs of Alcohol-Involved Traffic Crashes in Monroe County (1997 dollars)

	Fatal	Serious Injury	Moderate Injury	Minor Injury	Property Damage Only	Total
Medical Care	267,048	1,094,865	402,696	188,544	35,880	1,989,033
Future Earnings (Loss Wages)	14,560,656	1,702,011	966,978	399,552	118,300	17,747,497
Public Services	15,300	16,967	20,774	12,960	8,060	74,061
Property Damage & Loss	142,920	234,342	386,810	293,568	338,000	1,395,640
Subtotal (Monetary Cost)	14,985,924	3,048,232	1,777,258	894,624	500,500	21,206,538
Quality of Life	26,153,772	7,407,811	3,043,344	1,043,328	99,840	37,748,095
Total (Comprehensive Cost)	41,139,696	10,456,043	4,820,696	1,937,952	600,340	58,954,727

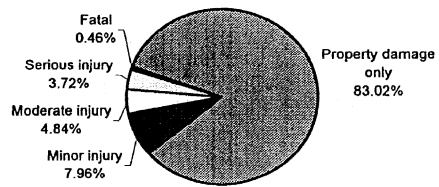
Montcalm County 1998

Traffic Crash Casualty Severity	Traffic Crash Casualties	Traffic Crash Costs
Property damage only	3619	\$6,934,004
Minor injury	347	\$6,840,758
Moderate injury	211	\$8,726,749
Serious injury	162	\$25,922,592
Fatal	20	\$63,645,040
Total		\$112,069,143
Average cost of traffic crash casualty		\$25,710

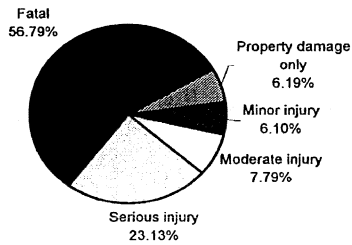
Index Crime Category	Number of Index Crimes	Index Crime Costs
Larceny	821	\$977,811
Burglary	367	\$1,040,078
Rape	57	\$7,481,763
Assault	113	\$1,181,528
Robbery	4	\$54,312
Motor vehicle theft	86	\$517,548
Murder	1	\$3,203,692
Total		\$14,456,732
Average cost of reported index crime		\$9,977

245

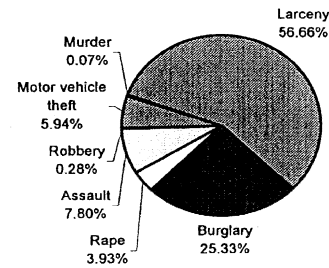
Traffic Crash Casualties



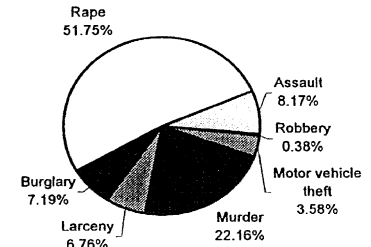
Traffic Crash Costs



Index Crimes



Index Crime Costs



Costs of Traffic Crashes in Montcalm County (1997 dollars)

	Fatal	Serious Injury	Moderate Injury	Minor Injury	Property Damage Only	Total
Medical Care	445,080	2,829,168	806,653	711,697	246,092	5,038,690
Future Earnings (Loss Wages)	21,063,040	3,817,206	1,642,846	1,344,972	1,154,461	29,022,525
Public Services	25,500	50,868	43,044	46,151	104,951	270,514
Property Damage & Loss	238,200	758,646	839,780	1,043,776	4,549,083	7,429,485
Subtotal (Monetary Cost)	21,771,840	7,456,050	3,332,323	3,146,249	6,050,868	41,757,430
Quality of Life	41,873,200	18,466,704	5,394,426	3,694,509	883,036	70,311,875
Total (Comprehensive Cost)	63,645,040	25,922,592	8,726,749	6,840,758	6,934,004	112,069,143

Costs of Index Crimes in Montcalm County (1997 dollars)

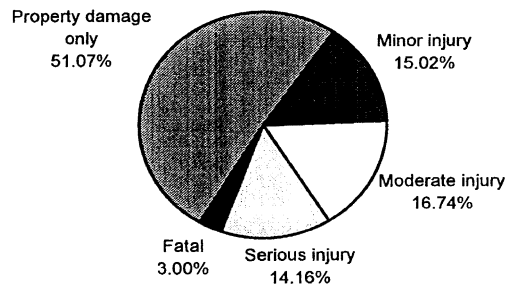
	Murder	Rape	Assault	Robbery	Larceny	Burglary	Motor Vehicle Theft	Total
Medical Care	22,591	79,059	84,750	3,976	0	0	0	190,376
Future Earnings (Loss Wages)	1,146,132	226,005	145,996	7,472	15,599	8,808	6,020	1,556,032
Public Services	2,159	31,863	27,233	1,320	313,622	122,945	20,468	519,610
Property Damage & Loss	1,324	6,384	6,554	3,860	648,590	794,555	466,722	1,927,989
Subtotal (Monetary Cost)	1,172,205	343,311	264,533	16,632	977,811	926,308	493,210	4,194,010
Quality of Life	2,031,486	7,138,509	916,882	37,680	0	114,137	24,338	10,263,032
Total (Comprehensive Cost)	3,203,692	7,481,763	1,181,528	54,312	977,811	1,040,078	517,548	14,456,732

Montcalm County 1998

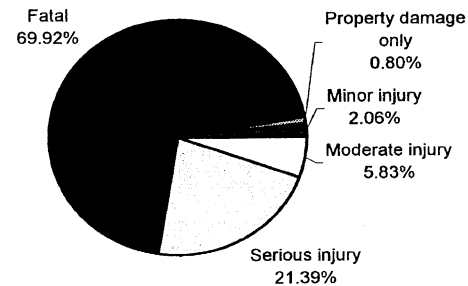
Alcohol-Involved Crashes

Traffic Crash Casualty Severity	Traffic Crash Casualties	Traffic Crash Costs
Property damage only	119	\$274,771
Minor injury	35	\$706,545
Moderate injury	39	\$2,000,076
Serious injury	33	\$7,341,477
Fatal	7	\$23,998,156
Total		\$34,321,025
Average cost of traffic crash casualty		\$147,301

Traffic Crash Casualties



Traffic Crash Costs



247

Costs of Alcohol-Involved Traffic Crashes in Montcalm County (1997 dollars)

	Fatal	Serious Injury	Moderate Injury	Minor Injury	Property Damage Only	Total
Medical Care	155,778	768,735	167,076	68,740	16,422	1,176,751
Future Earnings (Loss Wages)	8,493,716	1,195,029	401,193	145,670	54,145	10,289,753
Public Services	8,925	11,913	8,619	4,725	3,689	37,871
Property Damage & Loss	83,370	164,538	160,485	107,030	154,700	670,123
Subtotal (Monetary Cost)	8,741,789	2,140,248	737,373	326,165	229,075	12,174,650
Quality of Life	15,256,367	5,201,229	1,262,664	380,380	45,696	22,146,336
Total (Comprehensive Cost)	23,998,156	7,341,477	2,000,076	706,545	274,771	34,321,025

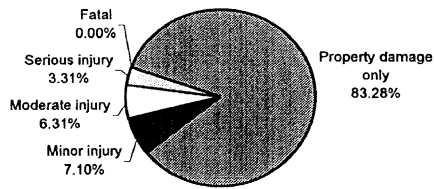
Montmorency County 1998

Traffic Crash Casualty Severity	Traffic Crash Casualties	Traffic Crash Costs
Property damage only	528	\$1,011,648
Minor injury	45	\$887,130
Moderate injury	40	\$1,654,360
Serious injury	21	\$3,360,336
Fatal	0	\$0
Total		\$6,913,474
Average cost of traffic crash casualty		\$10,905

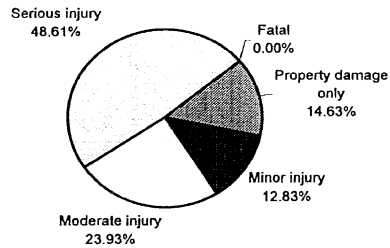
Index Crime Category	Number of Index Crimes	Index Crime Costs
Larceny	71	\$84,561
Burglary	78	\$221,052
Rape	4	\$525,036
Assault	8	\$83,648
Robbery	0	\$0
Motor vehicle theft	6	\$36,108
Murder	1	\$3,203,692
Total		\$4,154,097
Average cost of reported index crime		\$24,727

249

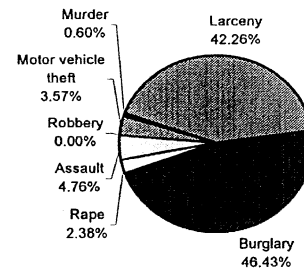
Traffic Crash Casualties



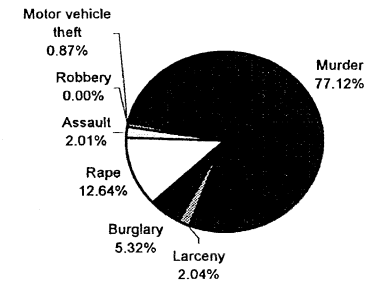
Traffic Crash Costs



Index Crimes



Index Crime Costs



Costs of Traffic Crashes in Montmorency County (1997 dollars)						
	Fatal	Serious Injury	Moderate Injury	Minor Injury	Property Damage Only	Total
Medical Care	0	366,744	152,920	92,295	35,904	647,863
Future Earnings (Loss Wages)	0	494,823	311,440	174,420	168,432	1,149,115
Public Services	0	6,594	8,160	5,985	15,312	36,051
Property Damage & Loss	0	98,343	159,200	135,360	663,696	1,056,599
Subtotal (Monetary Cost)	0	966,525	631,720	408,015	882,816	2,889,076
Quality of Life	0	2,393,832	1,022,640	479,115	128,832	4,024,419
Total (Comprehensive Cost)	0	3,360,336	1,654,360	887,130	1,011,648	6,913,474

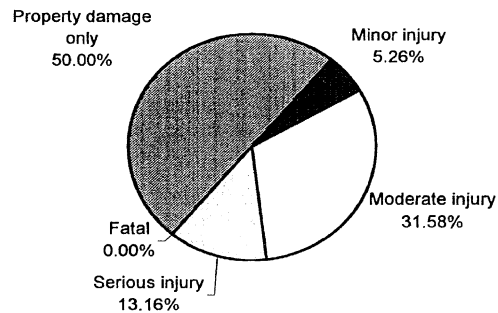
Costs of Index Crimes in Montmorency County (1997 dollars)								
	Murder	Rape	Assault	Robbery	Larceny	Burglary	Motor Vehicle Theft	Total
Medical Care	22,591	5,548	6,000	0	0	0	0	34,139
Future Earnings (Loss Wages)	1,146,132	15,860	10,336	0	1,349	1,872	420	1,175,969
Public Services	2,159	2,236	1,928	0	27,122	26,130	1,428	61,003
Property Damage & Loss	1,324	448	464	0	56,090	168,870	32,562	259,758
Subtotal (Monetary Cost)	1,172,205	24,092	18,728	0	84,561	196,872	34,410	1,530,868
Quality of Life	2,031,486	500,948	64,912	0	0	24,258	1,698	2,623,302
Total (Comprehensive Cost)	3,203,692	525,036	83,648	0	84,561	221,062	36,108	4,154,997

Montmorency County 1998

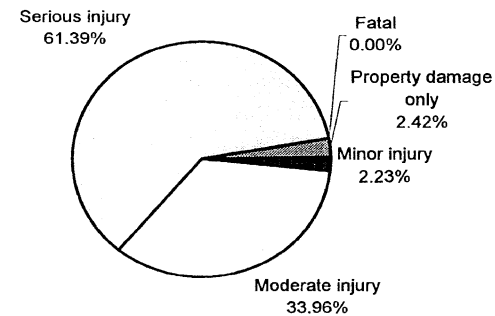
Alcohol-Involved Crashes

Traffic Crash Casualty Severity	Traffic Crash Casualties	Traffic Crash Costs
Property damage only	19	\$43,871
Minor injury	2	\$40,374
Moderate injury	12	\$615,408
Serious injury	5	\$1,112,345
Fatal	0	\$0
Total		\$1,811,998
Average cost of traffic crash casualty		\$47,684

Traffic Crash Casualties



Traffic Crash Costs



251

Costs of Alcohol-Involved Traffic Crashes in Montmorency County (1997 dollars)

	Fatal	Serious Injury	Moderate Injury	Minor Injury	Property Damage Only	Total
Medical Care	0	116,475	51,408	3,928	2,622	174,433
Future Earnings (Loss Wages)	0	181,065	123,444	8,324	8,645	321,478
Public Services	0	1,805	2,652	270	589	5,316
Property Damage & Loss	0	24,930	49,380	6,116	24,700	105,126
Subtotal (Monetary Cost)	0	324,280	226,884	18,638	36,575	606,377
Quality of Life	0	788,065	388,512	21,736	7,296	1,205,609
Total (Comprehensive Cost)	0	1,112,345	615,408	40,374	43,871	1,811,998

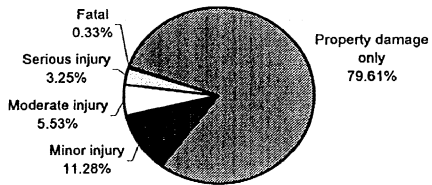
Muskegon County 1998

Traffic Crash Casualty Severity	Traffic Crash Casualties	Traffic Crash Costs
Property damage only	8234	\$15,776,344
Minor injury	1167	\$23,006,238
Moderate injury	572	\$23,657,348
Serious injury	336	\$53,765,376
Fatal	34	\$108,196,568
Total		\$224,401,874
Average cost of traffic crash casualty		\$21,696

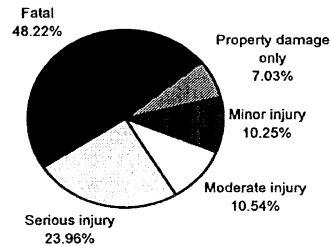
Index Crime Category	Number of Index Crimes	Index Crime Costs
Larceny	3462	\$4,123,242
Burglary	1204	\$3,412,136
Rape	40	\$5,250,360
Assault	344	\$3,596,864
Robbery	85	\$1,154,130
Motor vehicle theft	582	\$3,502,476
Murder	4	\$12,814,768
Total		\$33,853,976
Average cost of reported index crime		\$5,917

253

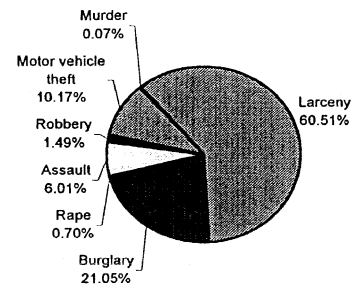
Traffic Crash Casualties



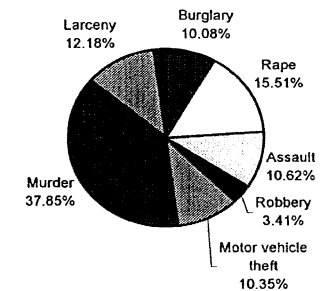
Traffic Crash Costs



Index Crimes



Index Crime Costs



Costs of Traffic Crashes in Muskegon County (1997 dollars)

	Fatal	Serious Injury	Moderate Injury	Minor Injury	Property Damage Only	Total
Medical Care	756,636	5,867,904	2,186,756	2,393,517	559,912	11,764,725
Future Earnings (Loss Wages)	35,807,168	7,917,168	4,453,592	4,523,292	2,626,646	55,327,866
Public Services	43,350	105,504	116,688	155,211	238,786	659,539
Property Damage & Loss	404,940	1,573,488	2,276,560	3,510,336	10,350,138	18,115,462
Subtotal (Monetary Cost)	37,012,128	15,464,400	9,033,596	10,581,189	13,767,248	85,858,561
Quality of Life	71,184,440	38,301,312	14,623,752	12,425,049	2,009,096	138,543,649
Total (Comprehensive Cost)	108,196,568	53,765,376	23,657,348	23,006,238	15,776,344	224,401,874

Costs of Index Crimes in Muskegon County (1997 dollars)

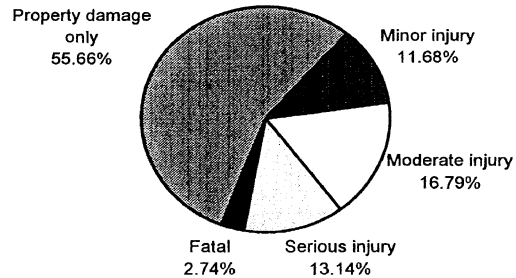
	Murder	Rape	Assault	Robbery	Larceny	Burglary	Motor Vehicle Theft	Total
Medical Care	90,364	55,480	258,000	84,490	0	0	0	488,334
Future Earnings (Loss Wages)	4,584,528	158,600	444,448	158,780	65,778	28,896	40,740	5,481,770
Public Services	8,636	22,360	82,904	28,050	1,322,484	403,340	138,516	2,006,290
Property Damage & Loss	5,296	4,480	19,952	82,025	2,734,980	2,606,660	3,158,514	8,611,907
Subtotal (Monetary Cost)	4,688,820	240,920	805,304	353,430	4,123,242	3,038,896	3,337,770	16,588,382
Quality of Life	8,125,944	5,009,480	2,791,216	800,700	0	374,444	164,706	17,266,490
Total (Comprehensive Cost)	12,814,768	5,250,360	3,596,864	1,154,130	4,123,242	3,412,136	3,502,476	33,853,976

Muskegon County 1998

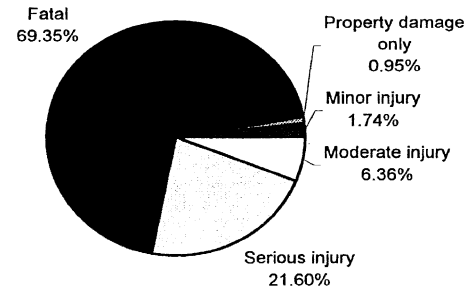
Alcohol-Involved Crashes

Traffic Crash Casualty Severity	Traffic Crash Casualties	Traffic Crash Costs
Property damage only	305	\$704,245
Minor injury	64	\$1,291,968
Moderate injury	92	\$4,718,128
Serious injury	72	\$16,017,768
Fatal	15	\$51,424,620
Total		\$74,156,729
Average cost of traffic crash casualty		\$135,322

Traffic Crash Casualties



Traffic Crash Costs



255

Costs of Alcohol-Involved Traffic Crashes in Muskegon County (1997 dollars)

	Fatal	Serious Injury	Moderate Injury	Minor Injury	Property Damage Only	Total
Medical Care	333,810	1,677,240	394,128	125,696	42,090	2,572,964
Future Earnings (Loss Wages)	18,200,820	2,607,336	946,404	266,368	138,775	22,159,703
Public Services	19,125	25,992	20,332	8,640	9,455	83,544
Property Damage & Loss	178,650	358,992	378,580	195,712	396,500	1,508,434
Subtotal (Monetary Cost)	18,732,405	4,669,632	1,739,444	596,416	587,125	26,325,022
Quality of Life	32,692,215	11,348,136	2,978,592	695,552	117,120	47,831,615
Total (Comprehensive Cost)	51,424,620	16,017,768	4,718,128	1,291,968	704,245	74,156,729

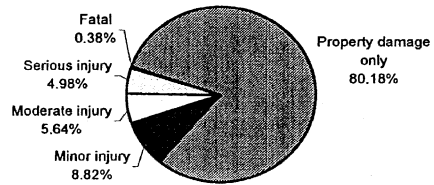
Newaygo County 1998

Traffic Crash Casualty Severity	Traffic Crash Casualties	Traffic Crash Costs
Property damage only	2318	\$4,441,288
Minor injury	255	\$5,027,070
Moderate injury	163	\$6,741,517
Serious injury	144	\$23,042,304
Fatal	11	\$35,004,772
Total		\$74,256,951
Average cost of traffic crash casualty		\$25,686

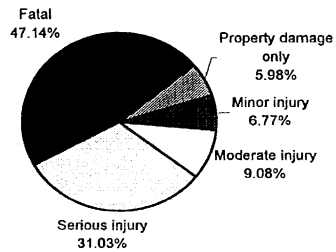
Index Crime Category	Number of Index Crimes	Index Crime Costs
Larceny	647	\$770,577
Burglary	359	\$1,017,406
Rape	33	\$4,331,547
Assault	80	\$836,480
Robbery	2	\$27,156
Motor vehicle theft	54	\$324,972
Murder	2	\$6,407,384
Total		\$13,715,522
Average cost of reported index crime		\$11,653

257

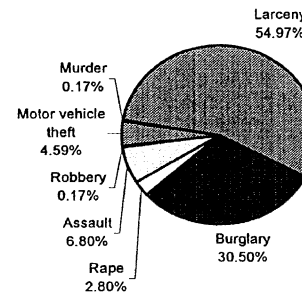
Traffic Crash Casualties



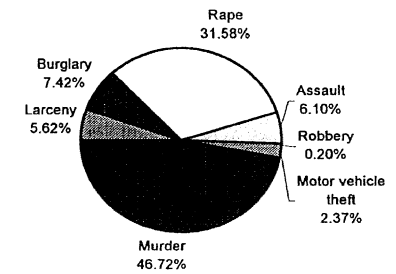
Traffic Crash Costs



Index Crimes



Index Crime Costs



Costs of Traffic Crashes in Newaygo County (1997 dollars)

	Fatal	Serious Injury	Moderate Injury	Minor Injury	Property Damage Only	Total
Medical Care	244,794	2,514,816	623,149	523,005	157,624	4,063,388
Future Earnings (Loss Wages)	11,584,672	3,393,072	1,269,118	988,380	739,442	17,974,684
Public Services	14,025	45,216	33,252	33,915	67,222	193,630
Property Damage & Loss	131,010	674,352	648,740	767,040	2,913,726	5,134,868
Subtotal (Monetary Cost)	11,974,512	6,627,600	2,574,259	2,312,085	3,875,696	27,364,152
Quality of Life	23,030,260	16,414,848	4,167,258	2,714,985	565,592	46,892,943
Total (Comprehensive Cost)	35,004,772	23,042,304	6,741,517	5,027,070	4,441,288	74,256,951

Costs of Index Crimes in Newaygo County (1997 dollars)

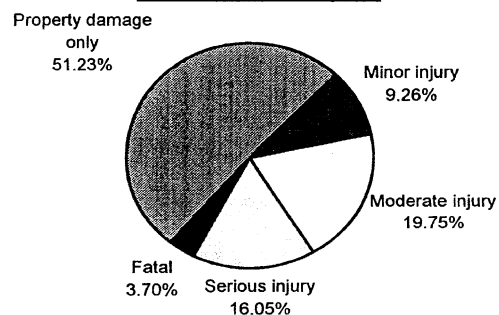
	Murder	Rape	Assault	Robbery	Larceny	Burglary	Motor Vehicle Theft	Total
Medical Care	45,182	45,771	60,000	1,988	0	0	0	152,941
Future Earnings (Loss Wages)	2,292,264	130,845	103,360	3,736	12,293	8,616	3,780	2,554,894
Public Services	4,318	18,447	19,280	660	247,154	120,265	12,852	422,976
Property Damage & Loss	2,648	3,696	4,640	1,930	511,130	777,235	293,058	1,594,337
Subtotal (Monetary Cost)	2,344,410	198,759	187,280	8,316	770,577	906,116	309,690	4,725,148
Quality of Life	4,062,972	4,132,821	649,120	18,840	0	111,649	15,282	8,990,684
Total (Comprehensive Cost)	6,407,384	4,331,547	836,480	27,156	770,577	1,017,406	324,972	13,715,522

Newaygo County 1998

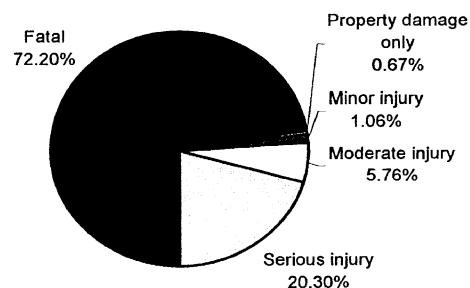
Alcohol-Involved Crashes

Traffic Crash Casualty Severity	Traffic Crash Casualties	Traffic Crash Costs
Property damage only	83	\$191,647
Minor injury	15	\$302,805
Moderate injury	32	\$1,641,088
Serious injury	26	\$5,784,194
Fatal	6	\$20,569,848
Total		\$28,489,582
Average cost of traffic crash casualty		\$175,862

Traffic Crash Casualties



Traffic Crash Costs



259

Costs of Alcohol-Involved Traffic Crashes in Newaygo County (1997 dollars)

	Fatal	Serious Injury	Moderate Injury	Minor Injury	Property Damage Only	Total
Medical Care	133,524	605,670	137,088	29,460	11,454	917,196
Future Earnings (Loss Wages)	7,280,328	941,538	329,184	62,430	37,765	8,651,245
Public Services	7,650	9,386	7,072	2,025	2,573	28,706
Property Damage & Loss	71,460	129,636	131,680	45,870	107,900	486,546
Subtotal (Monetary Cost)	7,492,962	1,686,256	605,024	139,785	159,775	10,083,802
Quality of Life	13,076,886	4,097,938	1,036,032	163,020	31,872	18,405,748
Total (Comprehensive Cost)	20,569,848	5,784,194	1,641,088	302,805	191,647	28,489,582


Oakland County 1998

Traffic Crash Casualty Severity	Traffic Crash Casualties	Traffic Crash Costs
Property damage only	73955	\$141,697,780
Minor injury	12328	\$243,034,192
Moderate injury	3314	\$137,063,726
Serious injury	1279	\$204,660,464
Fatal	92	\$292,767,184
Total		\$1,019,223,346
Average cost of traffic crash casualty		\$11,204

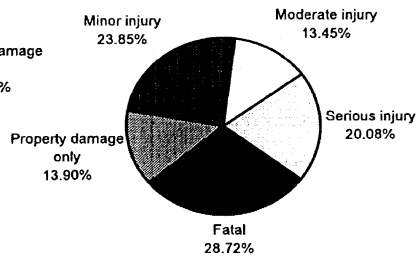
Index Crime Category	Number of Index Crimes	Index Crime Costs
Larceny	29594	\$35,246,454
Burglary	6197	\$17,562,298
Rape	311	\$40,821,549
Assault	3450	\$36,073,200
Robbery	788	\$10,699,464
Motor vehicle theft	3696	\$22,242,528
Murder	27	\$86,499,684
Total		\$249,145,177
Average cost of reported index crime		\$5,654

261

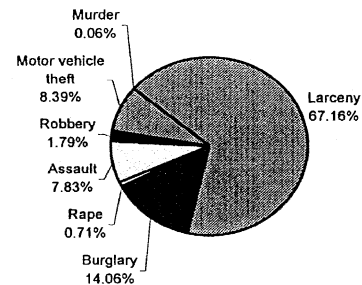
Traffic Crash Casualties



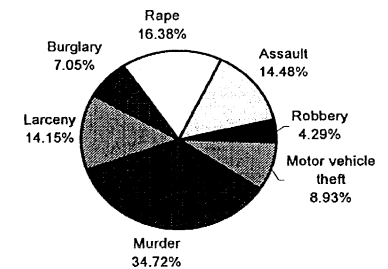
Traffic Crash Costs



Index Crimes



Index Crime Costs



Costs of Traffic Crashes in Oakland County (1997 dollars)

	Fatal	Serious Injury	Moderate Injury	Minor Injury	Property Damage Only	Total
Medical Care	2,047,368	22,336,456	12,669,422	25,284,728	5,028,940	67,366,914
Future Earnings (Loss Wages)	96,889,984	30,137,077	25,802,804	47,783,328	23,591,645	224,204,838
Public Services	117,300	401,606	676,056	1,639,624	2,144,695	4,979,281
Property Damage & Loss	1,095,720	5,989,557	13,189,720	37,082,624	92,961,435	150,319,056
Subtotal (Monetary Cost)	100,150,464	58,866,975	52,338,002	111,777,976	123,652,760	446,785,177
Quality of Life	192,616,720	145,795,768	84,725,724	131,256,216	18,045,020	572,439,448
Total (Comprehensive Cost)	292,767,184	204,660,464	137,063,726	243,034,192	141,697,780	1,019,223,346

Costs of Index Crimes in Oakland County (1997 dollars)

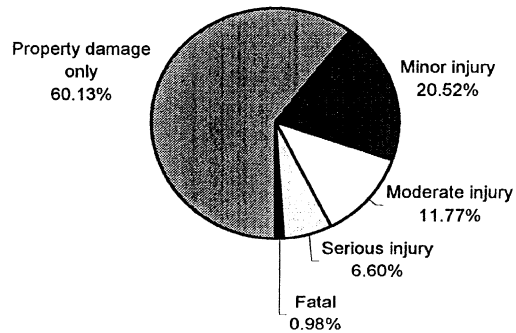
	Murder	Rape	Assault	Robbery	Larceny	Burglary	Motor Vehicle Theft	Total
Medical Care	609,957	431,357	2,587,500	783,272	0	0	0	4,412,086
Future Earnings (Loss Wages)	30,945,564	1,233,115	4,457,400	1,471,984	562,286	148,728	258,720	39,077,797
Public Services	58,293	173,849	831,450	260,040	11,304,908	2,075,995	879,648	15,584,183
Property Damage & Loss	35,748	34,832	200,100	760,420	23,379,260	13,416,505	20,058,192	57,885,057
Subtotal (Monetary Cost)	31,649,535	1,873,153	8,076,450	3,276,504	35,246,454	15,641,228	21,196,560	116,989,884
Quality of Life	54,850,122	38,948,707	27,993,300	7,422,960	0	1,927,267	1,045,968	132,188,324
Total (Comprehensive Cost)	86,499,684	40,821,549	36,073,200	10,699,464	35,246,454	17,562,298	22,242,528	249,145,177

Oakland County 1998

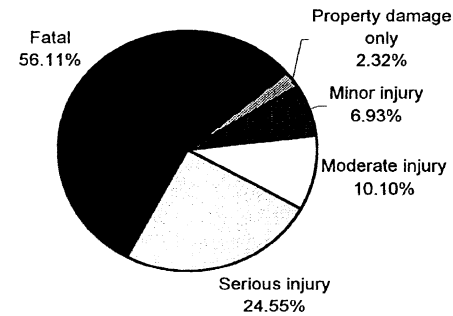
Alcohol-Involved Crashes

Traffic Crash Casualty Severity	Traffic Crash Casualties	Traffic Crash Costs
Property damage only	2151	\$4,966,659
Minor injury	734	\$14,817,258
Moderate injury	421	\$21,590,564
Serious injury	236	\$52,502,684
Fatal	35	\$119,990,780
Total		\$213,867,945
Average cost of traffic crash casualty		\$59,790

Traffic Crash Casualties



Traffic Crash Costs



263

Costs of Alcohol-Involved Traffic Crashes in Oakland County (1997 dollars)

	Fatal	Serious Injury	Moderate Injury	Minor Injury	Property Damage Only	Total
Medical Care	778,890	5,497,620	1,803,564	1,441,576	296,838	9,818,488
Future Earnings (Loss Wages)	42,468,580	8,546,268	4,330,827	3,054,908	978,705	59,379,288
Public Services	44,625	85,196	93,041	99,090	66,681	388,633
Property Damage & Loss	416,850	1,176,696	1,732,415	2,244,572	2,796,300	8,366,833
Subtotal (Monetary Cost)	43,708,945	15,306,016	7,959,847	6,840,146	4,140,675	77,955,629
Quality of Life	76,281,835	37,196,668	13,630,296	7,977,112	825,984	135,911,895
Total (Comprehensive Cost)	119,990,780	52,502,684	21,590,564	14,817,258	4,966,659	213,867,945

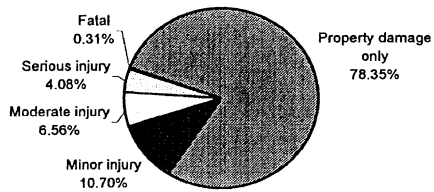
Oceana County 1998

Traffic Crash Casualty Severity	Traffic Crash Casualties	Traffic Crash Costs
Property damage only	1267	\$2,427,572
Minor injury	173	\$3,410,522
Moderate injury	106	\$4,384,054
Serious injury	66	\$10,561,056
Fatal	5	\$15,911,260
Total		\$36,694,464
Average cost of traffic crash casualty		\$22,693

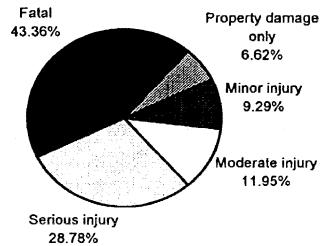
Index Crime Category	Number of Index Crimes	Index Crime Costs
Larceny	245	\$291,795
Burglary	123	\$348,582
Rape	17	\$2,231,403
Assault	42	\$439,152
Robbery	0	\$0
Motor vehicle theft	10	\$60,180
Murder	0	\$0
Total		\$3,371,112
Average cost of reported index crime		\$7,714

265

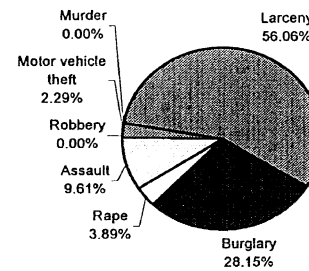
Traffic Crash Casualties



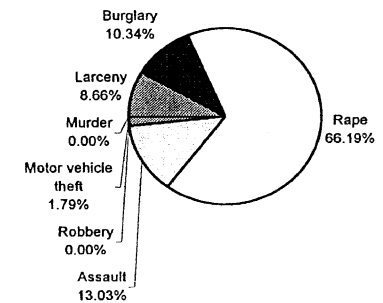
Traffic Crash Costs



Index Crimes



Index Crime Costs



Costs of Traffic Crashes in Oceana County (1997 dollars)

	Fatal	Serious Injury	Moderate Injury	Minor Injury	Property Damage Only	Total
Medical Care	111,270	1,152,624	405,238	354,823	86,156	2,110,111
Future Earnings (Loss Wages)	5,265,760	1,555,158	825,316	670,548	404,173	8,720,955
Public Services	6,375	20,724	21,624	23,009	36,743	108,475
Property Damage & Loss	59,550	309,078	421,880	520,384	1,592,619	2,903,511
Subtotal (Monetary Cost)	5,442,960	3,037,650	1,674,058	1,568,591	2,118,424	13,841,683
Quality of Life	10,468,300	7,523,472	2,709,996	1,841,931	309,148	22,852,847
Total (Comprehensive Cost)	15,911,260	10,561,056	4,384,054	3,410,522	2,427,572	36,694,464

Costs of Index Crimes in Oceana County (1997 dollars)

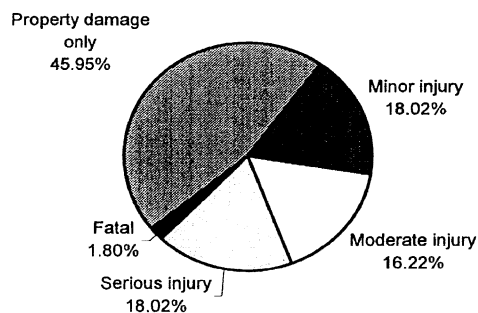
	Murder	Rape	Assault	Robbery	Larceny	Burglary	Motor Vehicle Theft	Total
Medical Care	0	23,579	31,500	0	0	0	0	55,079
Future Earnings (Loss Wages)	0	67,405	54,264	0	4,655	2,952	700	129,976
Public Services	0	9,503	10,122	0	93,590	41,205	2,380	156,800
Property Damage & Loss	0	1,904	2,436	0	193,550	266,295	54,270	518,455
Subtotal (Monetary Cost)	0	102,391	98,322	0	291,795	310,452	57,350	860,310
Quality of Life	0	2,129,029	340,788	0	0	38,253	2,830	2,510,900
Total (Comprehensive Cost)	0	2,231,403	439,152	0	291,795	348,582	60,180	3,371,112

Oceana County 1998

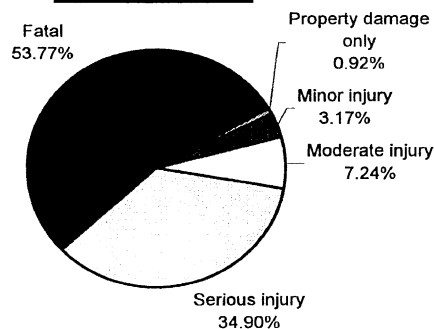
Alcohol-Involved Crashes

Traffic Crash Casualty Severity	Traffic Crash Casualties	Traffic Crash Costs
Property damage only	51	\$117,759
Minor injury	20	\$403,740
Moderate injury	18	\$923,112
Serious injury	20	\$4,449,380
Fatal	2	\$6,856,616
Total		\$12,750,607
Average cost of traffic crash casualty		\$114,870

Traffic Crash Casualties



Traffic Crash Costs



267

Costs of Alcohol-Involved Traffic Crashes in Oceana County (1997 dollars)

	Fatal	Serious Injury	Moderate Injury	Minor Injury	Property Damage Only	Total
Medical Care	44,508	465,900	77,112	39,280	7,038	633,838
Future Earnings (Loss Wages)	2,426,776	724,260	185,166	83,240	23,205	3,442,647
Public Services	2,550	7,220	3,978	2,700	1,581	18,029
Property Damage & Loss	23,820	99,720	74,070	61,160	66,300	325,070
Subtotal (Monetary Cost)	2,497,654	1,297,120	340,326	186,380	98,175	4,419,655
Quality of Life	4,358,962	3,152,260	582,768	217,360	19,584	8,330,934
Total (Comprehensive Cost)	6,856,616	4,449,380	923,112	403,740	117,759	12,750,607

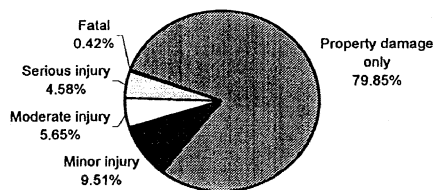
Ogemaw County 1998

Traffic Crash Casualty Severity	Traffic Crash Casualties	Traffic Crash Costs
Property damage only	1343	\$2,573,188
Minor injury	160	\$3,154,240
Moderate injury	95	\$3,929,105
Serious injury	77	\$12,321,232
Fatal	7	\$22,275,764
Total		\$44,253,529
Average cost of traffic crash casualty		\$26,310

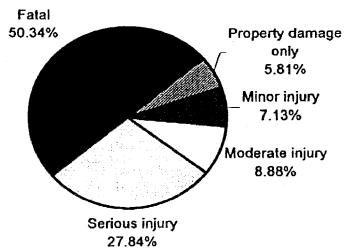
Index Crime Category	Number of Index Crimes	Index Crime Costs
Larceny	315	\$375,165
Burglary	212	\$600,808
Rape	17	\$2,231,403
Assault	51	\$533,256
Robbery	2	\$27,156
Motor vehicle theft	40	\$240,720
Murder	1	\$3,203,692
Total		\$7,212,200
Average cost of reported index crime		\$11,304

269

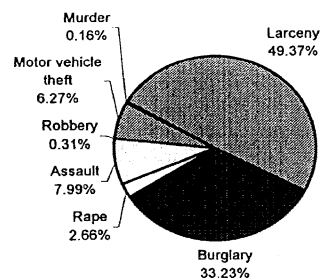
Traffic Crash Casualties



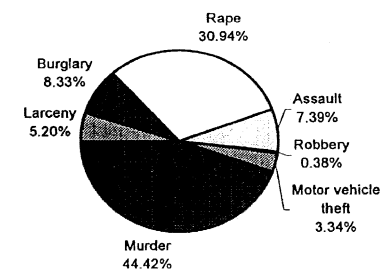
Traffic Crash Costs



Index Crimes



Index Crime Costs



Costs of Traffic Crashes in Ogemaw County (1997 dollars)

	Fatal	Serious Injury	Moderate Injury	Minor Injury	Property Damage Only	Total
Medical Care	155,778	1,344,728	363,185	328,160	91,324	2,283,175
Future Earnings (Loss Wages)	7,372,064	1,814,351	739,670	620,160	428,417	10,974,662
Public Services	8,925	24,178	19,380	21,280	38,947	112,710
Property Damage & Loss	83,370	360,591	378,100	481,280	1,688,151	2,991,492
Subtotal (Monetary Cost)	7,620,144	3,543,925	1,500,335	1,450,720	2,245,496	16,360,620
Quality of Life	14,655,620	8,777,384	2,428,770	1,703,520	327,692	27,892,986
Total (Comprehensive Cost)	22,275,764	12,321,232	3,929,105	3,154,240	2,573,188	44,253,529

Costs of Index Crimes in Ogemaw County (1997 dollars)

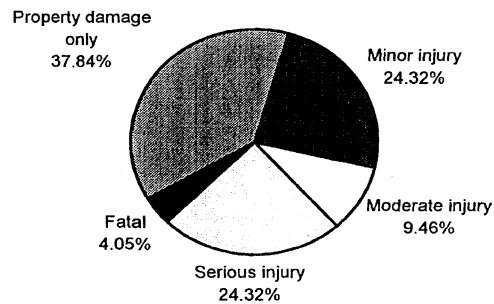
	Murder	Rape	Assault	Robbery	Larceny	Burglary	Motor Vehicle Theft	Total
Medical Care	22,591	23,579	38,250	1,988	0	0	0	86,408
Future Earnings (Loss Wages)	1,146,132	67,405	65,892	3,736	5,985	5,088	2,800	1,297,038
Public Services	2,159	9,503	12,291	660	120,330	71,020	9,520	225,483
Property Damage & Loss	1,324	1,904	2,958	1,930	248,850	458,980	217,080	933,026
Subtotal (Monetary Cost)	1,172,205	102,391	119,391	8,316	375,165	535,088	229,400	2,541,956
Quality of Life	2,031,486	2,129,029	413,814	18,840	0	65,932	11,320	4,670,421
Total (Comprehensive Cost)	3,203,692	2,231,403	533,256	27,156	375,165	600,808	240,720	7,212,200

Ogemaw County 1998

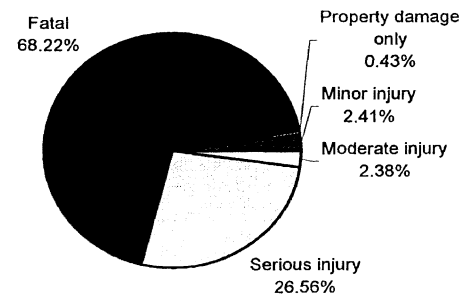
Alcohol-Involved Crashes

Traffic Crash Casualty Severity	Traffic Crash Casualties	Traffic Crash Costs
Property damage only	28	\$64,652
Minor injury	18	\$363,366
Moderate injury	7	\$358,988
Serious injury	18	\$4,004,442
Fatal	3	\$10,284,924
Total		\$15,076,372
Average cost of traffic crash casualty		\$203,735

Traffic Crash Casualties



Traffic Crash Costs



271

Costs of Alcohol-Involved Traffic Crashes in Ogemaw County (1997 dollars)

	Fatal	Serious Injury	Moderate Injury	Minor Injury	Property Damage Only	Total
Medical Care	66,762	419,310	29,988	35,352	3,864	555,276
Future Earnings (Loss Wages)	3,640,164	651,834	72,009	74,916	12,740	4,451,663
Public Services	3,825	6,498	1,547	2,430	868	15,168
Property Damage & Loss	35,730	89,748	28,805	55,044	36,400	245,727
Subtotal (Monetary Cost)	3,746,481	1,167,408	132,349	167,742	53,900	5,267,880
Quality of Life	6,538,443	2,837,034	226,632	195,624	10,752	9,808,485
Total (Comprehensive Cost)	10,284,924	4,004,442	358,988	363,366	64,652	15,076,372

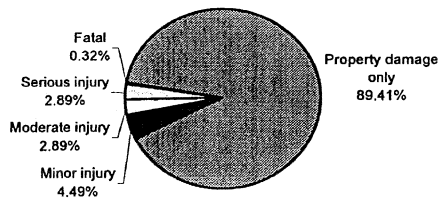
Ontonagon County 1998

Traffic Crash Casualty Severity	Traffic Crash Casualties	Traffic Crash Costs
Property damage only	557	\$1,067,212
Minor injury	28	\$551,992
Moderate injury	18	\$744,462
Serious injury	18	\$2,880,288
Fatal	2	\$6,364,504
Total		\$11,608,458
Average cost of traffic crash casualty		\$18,633

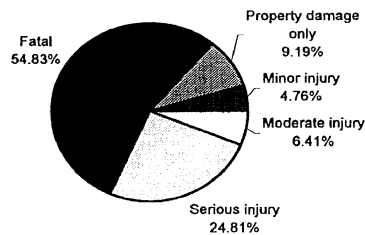
Index Crime Category	Number of Index Crimes	Index Crime Costs
Larceny	52	\$61,932
Burglary	52	\$147,368
Rape	5	\$656,295
Assault	9	\$94,104
Robbery	0	\$0
Motor vehicle theft	5	\$30,090
Murder	1	\$3,203,692
Total		\$4,193,481
Average cost of reported index crime		\$33,818

273

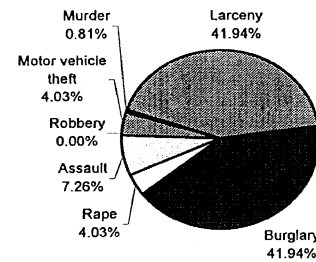
Traffic Crash Casualties



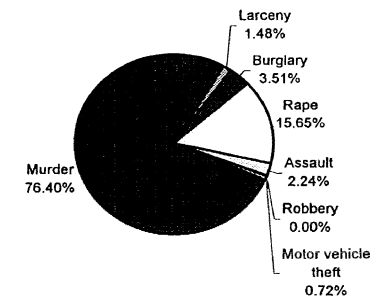
Traffic Crash Costs



Index Crimes



Index Crime Costs



Costs of Traffic Crashes in Ontonagon County (1997 dollars)

	Fatal	Serious Injury	Moderate Injury	Minor Injury	Property Damage Only	Total
Medical Care	44,508	314,352	68,814	57,428	37,876	522,978
Future Earnings (Loss Wages)	2,106,304	424,134	140,148	108,528	177,683	2,956,797
Public Services	2,550	5,652	3,672	3,724	16,153	31,751
Property Damage & Loss	23,820	84,294	71,640	84,224	700,149	964,127
Subtotal (Monetary Cost)	2,177,184	828,450	284,274	253,876	931,304	4,475,088
Quality of Life	4,187,320	2,051,856	460,188	298,116	135,908	7,133,388
Total (Comprehensive Cost)	6,364,504	2,880,288	744,462	551,992	1,067,212	11,608,458

Costs of Index Crimes in Ontonagon County (1997 dollars)

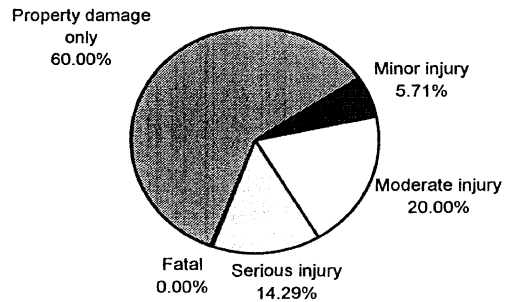
	Murder	Rape	Assault	Robbery	Larceny	Burglary	Motor Vehicle Theft	Total
Medical Care	22,591	6,935	6,750	0	0	0	0	36,276
Future Earnings (Loss Wages)	1,146,132	19,825	11,628	0	988	1,248	350	1,180,171
Public Services	2,159	2,795	2,169	0	19,864	17,420	1,190	45,597
Property Damage & Loss	1,324	560	522	0	41,080	112,580	27,135	183,201
Subtotal (Monetary Cost)	1,172,205	30,115	21,069	0	61,932	131,248	28,675	1,445,244
Quality of Life	2,031,486	626,185	73,026	0	0	16,172	1,415	2,748,284
Total (Comprehensive Cost)	3,203,692	656,295	94,104	0	61,932	147,368	30,090	4,193,481

Ontonagon County 1998

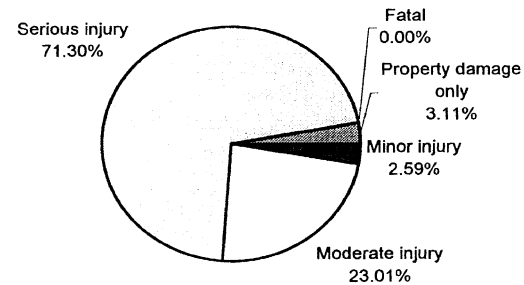
Alcohol-Involved Crashes

Traffic Crash Casualty Severity	Traffic Crash Casualties	Traffic Crash Costs
Property damage only	21	\$48,489
Minor injury	2	\$40,374
Moderate injury	7	\$358,988
Serious injury	5	\$1,112,345
Fatal	0	\$0
Total		\$1,560,196
Average cost of traffic crash casualty		\$44,577

Traffic Crash Casualties



Traffic Crash Costs



275

Costs of Alcohol-Involved Traffic Crashes in Ontonagon County (1997 dollars)

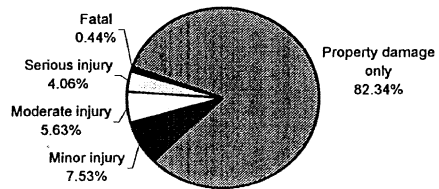
	Fatal	Serious Injury	Moderate Injury	Minor Injury	Property Damage Only	Total
Medical Care	0	116,475	29,988	3,928	2,898	153,289
Future Earnings (Loss Wages)	0	181,065	72,009	8,324	9,555	270,953
Public Services	0	1,805	1,547	270	651	4,273
Property Damage & Loss	0	24,930	28,805	6,116	27,300	87,151
Subtotal (Monetary Cost)	0	324,280	132,349	18,638	40,425	515,692
Quality of Life	0	788,065	226,632	21,736	8,064	1,044,497
Total (Comprehensive Cost)	0	1,112,345	358,988	40,374	48,489	1,560,196

Osceola County 1998

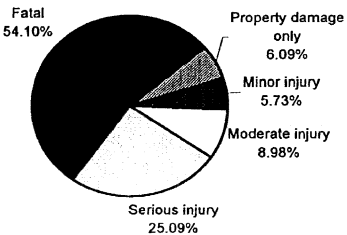
Traffic Crash Casualty Severity	Traffic Crash Casualties	Traffic Crash Costs
Property damage only	1683	\$3,224,628
Minor injury	154	\$3,035,956
Moderate injury	115	\$4,756,285
Serious injury	83	\$13,281,328
Fatal	9	\$28,640,268
Total		\$52,938,465
Average cost of traffic crash casualty		\$25,899

Index Crime Category	Number of Index Crimes	Index Crime Costs
Larceny	141	\$167,931
Burglary	88	\$249,392
Rape	19	\$2,493,921
Assault	19	\$198,664
Robbery	1	\$13,578
Motor vehicle theft	19	\$114,342
Murder	1	\$3,203,692
Total		\$6,441,520
Average cost of reported index crime		\$22,366

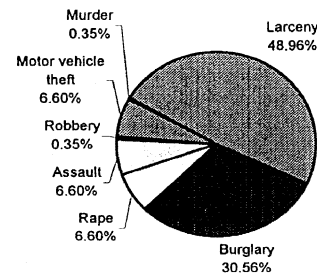
Traffic Crash Casualties



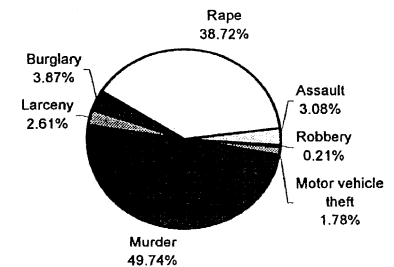
Traffic Crash Costs



Index Crimes



Index Crime Costs



Costs of Traffic Crashes in Osceola County (1997 dollars)

	Fatal	Serious Injury	Moderate Injury	Minor Injury	Property Damage Only	Total
Medical Care	200,286	1,449,512	439,645	315,854	114,444	2,519,741
Future Earnings (Loss Wages)	9,478,368	1,955,729	895,390	596,904	536,877	13,463,268
Public Services	11,475	26,062	23,460	20,482	48,807	130,286
Property Damage & Loss	107,190	388,689	457,700	463,232	2,115,531	3,532,342
Subtotal (Monetary Cost)	9,797,328	3,820,075	1,816,195	1,396,318	2,813,976	19,643,892
Quality of Life	18,842,940	9,461,336	2,940,090	1,639,638	410,652	33,294,656
Total (Comprehensive Cost)	28,640,268	13,281,328	4,756,285	3,035,956	3,224,628	52,938,465

Costs of Index Crimes in Osceola County (1997 dollars)

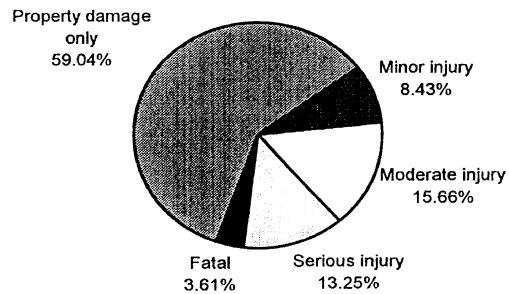
	Murder	Rape	Assault	Robbery	Larceny	Burglary	Motor Vehicle Theft	Total
Medical Care	22,591	26,353	14,250	994	0	0	0	64,188
Future Earnings (Loss Wages)	1,146,132	75,335	24,548	1,868	2,679	2,112	1,330	1,254,004
Public Services	2,159	10,621	4,579	330	53,862	29,480	4,522	105,553
Property Damage & Loss	1,324	2,128	1,102	965	111,390	190,520	103,113	410,542
Subtotal (Monetary Cost)	1,172,205	114,437	44,479	4,158	167,931	222,112	108,965	1,834,287
Quality of Life	2,031,486	2,379,503	154,166	9,420	0	27,368	5,377	4,607,320
Total (Comprehensive Cost)	3,203,692	2,493,921	198,664	13,578	167,931	249,392	114,342	6,441,520

Osceola County 1998

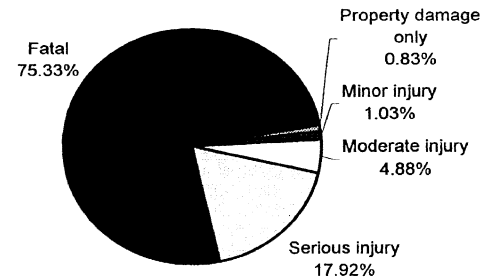
Alcohol-Involved Crashes

Traffic Crash Casualty Severity	Traffic Crash Casualties	Traffic Crash Costs
Property damage only	49	\$113,141
Minor injury	7	\$141,309
Moderate injury	13	\$666,692
Serious injury	11	\$2,447,159
Fatal	3	\$10,284,924
Total		\$13,653,225
Average cost of traffic crash casualty		\$164,497

Traffic Crash Casualties



Traffic Crash Costs



279

Costs of Alcohol-Involved Traffic Crashes in Osceola County (1997 dollars)

	Fatal	Serious Injury	Moderate Injury	Minor Injury	Property Damage Only	Total
Medical Care	66,762	256,245	55,692	13,748	6,762	399,209
Future Earnings (Loss Wages)	3,640,164	398,343	133,731	29,134	22,295	4,223,667
Public Services	3,825	3,971	2,873	945	1,519	13,133
Property Damage & Loss	35,730	54,846	53,495	21,406	63,700	229,177
Subtotal (Monetary Cost)	3,746,481	713,416	245,791	65,233	94,325	4,865,246
Quality of Life	6,538,443	1,733,743	420,888	76,076	18,816	8,787,966
Total (Comprehensive Cost)	10,284,924	2,447,159	666,692	141,309	113,141	13,653,225

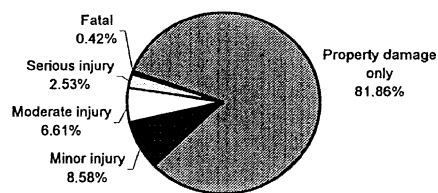
Oscoda County 1998

Traffic Crash Casualty Severity	Traffic Crash Casualties	Traffic Crash Costs
Property damage only	582	\$1,115,112
Minor injury	61	\$1,202,554
Moderate injury	47	\$1,943,873
Serious injury	18	\$2,880,288
Fatal	3	\$9,546,756
Total		\$16,688,583
Average cost of traffic crash casualty		\$23,472

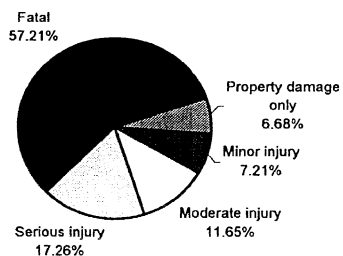
Index Crime Category	Number of Index Crimes	Index Crime Costs
Larceny	104	\$123,864
Burglary	42	\$119,028
Rape	3	\$393,777
Assault	4	\$41,824
Robbery	0	\$0
Motor vehicle theft	9	\$54,162
Murder	0	\$0
Total		\$732,655
Average cost of reported index crime		\$4,523

281

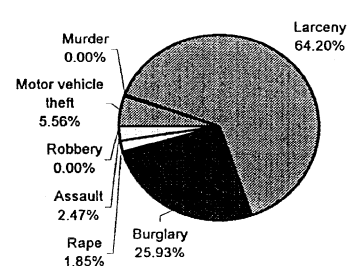
Traffic Crash Casualties



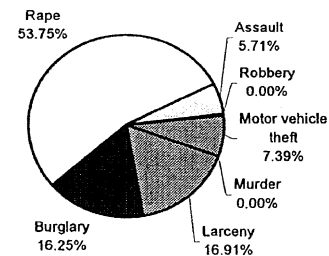
Traffic Crash Costs



Index Crimes



Index Crime Costs



Costs of Traffic Crashes in Oscoda County (1997 dollars)

	Fatal	Serious Injury	Moderate Injury	Minor Injury	Property Damage Only	Total
Medical Care	66,762	314,352	179,681	125,111	39,576	725,482
Future Earnings (Loss Wages)	3,159,456	424,134	365,942	236,436	185,658	4,371,626
Public Services	3,825	5,652	9,588	8,113	16,878	44,056
Property Damage & Loss	35,730	84,294	187,060	183,488	731,574	1,222,146
Subtotal (Monetary Cost)	3,265,776	828,450	742,271	553,087	973,104	6,362,688
Quality of Life	6,280,980	2,051,856	1,201,602	649,467	142,008	10,325,913
Total (Comprehensive Cost)	9,546,756	2,880,288	1,943,873	1,202,554	1,115,112	16,688,583

Costs of Index Crimes in Oscoda County (1997 dollars)

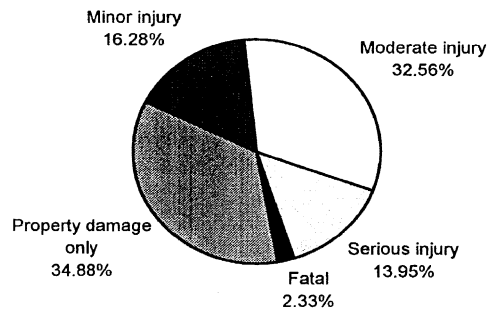
	Murder	Rape	Assault	Robbery	Larceny	Burglary	Motor Vehicle Theft	Total
Medical Care	0	4,161	3,000	0	0	0	0	7,161
Future Earnings (Loss Wages)	0	11,895	5,168	0	1,976	1,008	630	20,677
Public Services	0	1,677	964	0	39,728	14,070	2,142	58,581
Property Damage & Loss	0	336	232	0	82,160	90,930	48,843	222,501
Subtotal (Monetary Cost)	0	18,069	9,364	0	123,864	106,008	51,615	308,920
Quality of Life	0	375,711	32,456	0	0	13,062	2,547	423,776
Total (Comprehensive Cost)	0	393,777	41,824	0	123,864	119,028	54,162	732,655

Oscoda County 1998

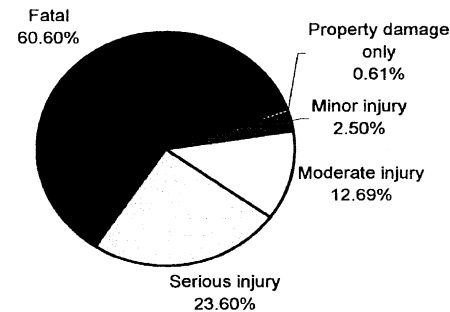
Alcohol-Involved Crashes

Traffic Crash Casualty Severity	Traffic Crash Casualties	Traffic Crash Costs
Property damage only	15	\$34,635
Minor injury	7	\$141,309
Moderate injury	14	\$717,976
Serious injury	6	\$1,334,814
Fatal	1	\$3,428,308
Total		\$5,657,042
Average cost of traffic crash casualty		\$131,559

Traffic Crash Casualties



Traffic Crash Costs



283

Costs of Alcohol-Involved Traffic Crashes in Oscoda County (1997 dollars)

	Fatal	Serious Injury	Moderate Injury	Minor Injury	Property Damage Only	Total
Medical Care	22,254	139,770	59,976	13,748	2,070	237,818
Future Earnings (Loss Wages)	1,213,388	217,278	144,018	29,134	6,825	1,610,643
Public Services	1,275	2,166	3,094	945	465	7,945
Property Damage & Loss	11,910	29,916	57,610	21,406	19,500	140,342
Subtotal (Monetary Cost)	1,248,827	389,136	264,698	65,233	28,875	1,996,769
Quality of Life	2,179,481	945,678	453,264	76,076	5,760	3,660,259
Total (Comprehensive Cost)	3,428,308	1,334,814	717,976	141,309	34,635	5,657,042

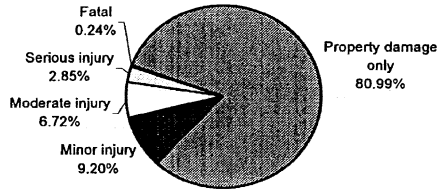
Otsego County 1998

Traffic Crash Casualty Severity	Traffic Crash Casualties	Traffic Crash Costs
Property damage only	1338	\$2,563,608
Minor injury	152	\$2,996,528
Moderate injury	111	\$4,590,849
Serious injury	47	\$7,520,752
Fatal	4	\$12,729,008
Total		\$30,400,745
Average cost of traffic crash casualty		\$18,402

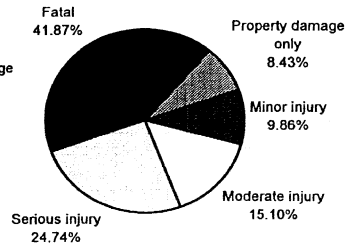
Index Crime Category	Number of Index Crimes	Index Crime Costs
Larceny	285	\$339,435
Burglary	96	\$272,064
Rape	10	\$1,312,590
Assault	22	\$230,032
Robbery	2	\$27,156
Motor vehicle theft	35	\$210,630
Murder	0	\$0
Total		\$2,391,907
Average cost of reported index crime		\$5,315

285

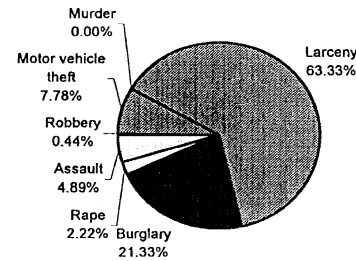
Traffic Crash Casualties



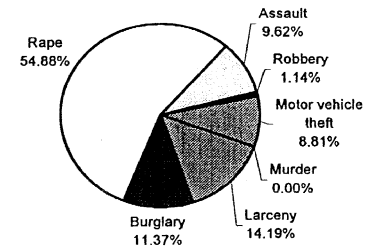
Traffic Crash Costs



Index Crimes



Index Crime Costs



Costs of Traffic Crashes in Otsego County (1997 dollars)

	Fatal	Serious Injury	Moderate Injury	Minor Injury	Property Damage Only	Total
Medical Care	89,016	820,808	424,353	311,752	90,984	1,736,913
Future Earnings (Loss Wages)	4,212,608	1,107,461	864,246	589,152	426,822	7,200,289
Public Services	5,100	14,758	22,644	20,216	38,802	101,520
Property Damage & Loss	47,640	220,101	441,780	457,216	1,681,866	2,848,603
Subtotal (Monetary Cost)	4,354,368	2,163,175	1,753,023	1,378,184	2,237,136	11,885,886
Quality of Life	8,374,640	5,357,624	2,837,826	1,618,344	326,472	18,514,906
Total (Comprehensive Cost)	12,729,008	7,520,752	4,590,849	2,996,528	2,563,608	30,400,745

Costs of Index Crimes in Otsego County (1997 dollars)

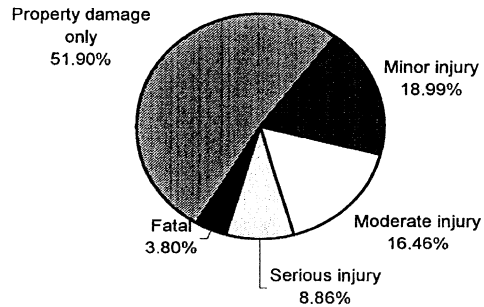
	Murder	Rape	Assault	Robbery	Larceny	Burglary	Motor Vehicle Theft	Total
Medical Care	0	13,870	16,500	1,988	0	0	0	32,358
Future Earnings (Loss Wages)	0	39,650	28,424	3,736	5,415	2,304	2,450	81,979
Public Services	0	5,590	5,302	660	108,870	32,160	8,330	160,912
Property Damage & Loss	0	1,120	1,276	1,930	225,150	207,840	189,945	627,261
Subtotal (Monetary Cost)	0	60,230	51,502	8,316	339,435	242,304	200,725	902,512
Quality of Life	0	1,252,370	178,508	18,840	0	29,856	9,905	1,489,479
Total (Comprehensive Cost)	0	1,312,590	230,032	27,156	339,435	272,064	210,630	2,391,907

Otsego County 1998

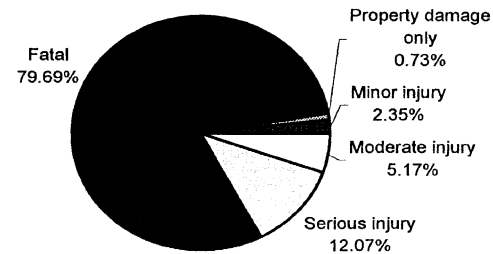
Alcohol-Involved Crashes

Traffic Crash Casualty Severity	Traffic Crash Casualties	Traffic Crash Costs
Property damage only	41	\$94,669
Minor injury	15	\$302,805
Moderate injury	13	\$666,692
Serious injury	7	\$1,557,283
Fatal	3	\$10,284,924
Total		\$12,906,373
Average cost of traffic crash casualty		\$163,372

Traffic Crash Casualties



Traffic Crash Costs



287

Costs of Alcohol-Involved Traffic Crashes in Otsego County (1997 dollars)

	Fatal	Serious Injury	Moderate Injury	Minor Injury	Property Damage Only	Total
Medical Care	66,762	163,065	55,692	29,460	5,658	320,637
Future Earnings (Loss Wages)	3,640,164	253,491	133,731	62,430	18,655	4,108,471
Public Services	3,825	2,527	2,873	2,025	1,271	12,521
Property Damage & Loss	35,730	34,902	53,495	45,870	53,300	223,297
Subtotal (Monetary Cost)	3,746,481	453,992	245,791	139,785	78,925	4,664,974
Quality of Life	6,538,443	1,103,291	420,888	163,020	15,744	8,241,386
Total (Comprehensive Cost)	10,284,924	1,557,283	666,692	302,805	94,669	12,906,373

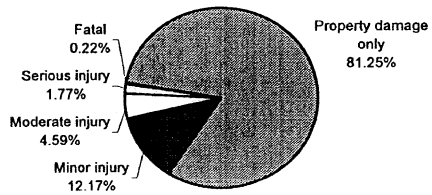
Ottawa County 1998

Traffic Crash Casualty Severity	Traffic Crash Casualties	Traffic Crash Costs
Property damage only	11211	\$21,480,276
Minor injury	1679	\$33,099,806
Moderate injury	634	\$26,221,606
Serious injury	244	\$39,043,904
Fatal	31	\$98,649,812
Total		\$218,495,404
Average cost of traffic crash casualty		\$15,834

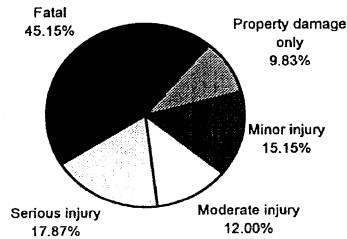
Index Crime Category	Number of Index Crimes	Index Crime Costs
Larceny	4337	\$5,165,367
Burglary	929	\$2,632,786
Rape	106	\$13,913,454
Assault	394	\$4,119,664
Robbery	39	\$529,542
Motor vehicle theft	274	\$1,648,932
Murder	2	\$6,407,384
Total		\$34,417,129
Average cost of reported index crime		\$5,660

289

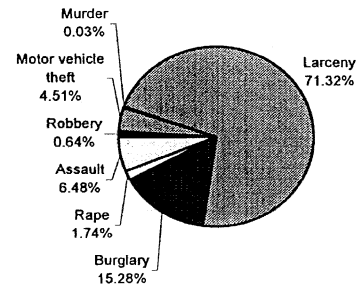
Traffic Crash Casualties



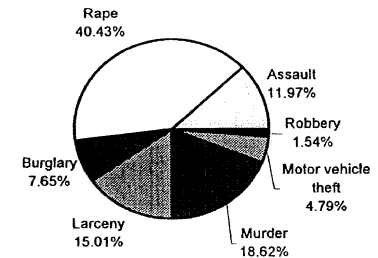
Traffic Crash Costs



Index Crimes



Index Crime Costs



Costs of Traffic Crashes in Ottawa County (1997 dollars)						
	Fatal	Serious Injury	Moderate Injury	Minor Injury	Property Damage Only	Total
Medical Care	689,874	4,261,216	2,423,782	3,443,629	762,348	11,580,849
Future Earnings (Loss Wages)	32,647,712	5,749,372	4,936,324	6,507,804	3,576,309	53,417,521
Public Services	39,525	76,616	129,336	223,307	325,119	793,903
Property Damage & Loss	369,210	1,142,652	2,523,320	5,050,432	14,092,227	23,177,841
Subtotal (Monetary Cost)	33,746,352	11,230,100	10,012,762	15,223,493	18,744,792	88,957,499
Quality of Life	64,903,460	27,814,048	16,208,844	17,876,313	2,735,484	129,538,149
Total (Comprehensive Cost)	98,649,812	39,043,904	26,221,606	33,099,806	21,480,276	218,495,404

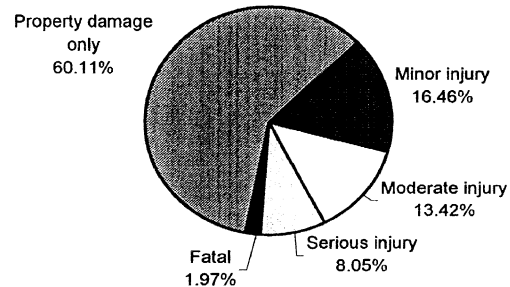
Costs of Index Crimes in Ottawa County (1997 dollars)								
	Murder	Rape	Assault	Robbery	Larceny	Burglary	Motor Vehicle Theft	Total
Medical Care	45,182	147,022	295,500	38,766	0	0	0	526,470
Future Earnings (Loss Wages)	2,292,264	420,290	509,048	72,852	82,403	22,296	19,180	3,418,333
Public Services	4,318	59,254	94,954	12,870	1,656,734	311,215	65,212	2,204,557
Property Damage & Loss	2,648	11,872	22,852	37,635	3,426,230	2,011,265	1,486,998	6,999,520
Subtotal (Monetary Cost)	2,344,410	638,438	922,354	162,162	5,165,367	2,344,796	1,571,390	13,148,917
Quality of Life	4,062,972	13,275,122	3,196,916	367,380	0	288,919	77,542	21,268,851
Total (Comprehensive Cost)	6,407,384	13,913,454	4,119,664	529,542	5,165,367	2,632,786	1,648,932	34,417,129

Ottawa County 1998

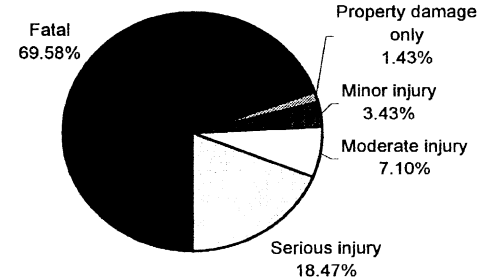
Alcohol-Involved Crashes

Traffic Crash Casualty Severity	Traffic Crash Casualties	Traffic Crash Costs
Property damage only	336	\$775,824
Minor injury	92	\$1,857,204
Moderate injury	75	\$3,846,300
Serious injury	45	\$10,011,105
Fatal	11	\$37,711,388
Total		\$54,201,821
Average cost of traffic crash casualty		\$96,962

Traffic Crash Casualties



Traffic Crash Costs



291

Costs of Alcohol-Involved Traffic Crashes in Ottawa County (1997 dollars)

	Fatal	Serious Injury	Moderate Injury	Minor Injury	Property Damage Only	Total
Medical Care	244,794	1,048,275	321,300	180,688	46,368	1,841,425
Future Earnings (Loss Wages)	13,347,268	1,629,585	771,525	382,904	152,880	16,284,162
Public Services	14,025	16,245	16,575	12,420	10,416	69,681
Property Damage & Loss	131,010	224,370	308,625	281,336	436,800	1,382,141
Subtotal (Monetary Cost)	13,737,097	2,918,520	1,418,025	857,348	646,800	19,577,790
Quality of Life	23,974,291	7,092,585	2,428,200	999,856	129,024	34,623,956
Total (Comprehensive Cost)	37,711,388	10,011,105	3,846,300	1,857,204	775,824	54,201,821


Presque Isle County 1998

Traffic Crash Casualty Severity	Traffic Crash Casualties	Traffic Crash Costs
Property damage only	727	\$1,392,932
Minor injury	71	\$1,399,694
Moderate injury	37	\$1,530,283
Serious injury	21	\$3,360,336
Fatal	4	\$12,729,008
Total		\$20,412,253
Average cost of traffic crash casualty		\$23,735

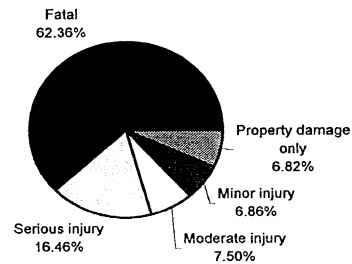
Index Crime Category	Number of Index Crimes	Index Crime Costs
Larceny	53	\$63,123
Burglary	44	\$124,696
Rape	2	\$262,518
Assault	6	\$62,736
Robbery	0	\$0
Motor vehicle theft	6	\$36,108
Murder	0	\$0
Total		\$549,181
Average cost of reported index crime		\$4,948

293

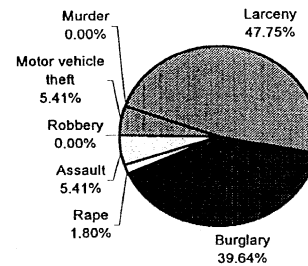
Traffic Crash Casualties



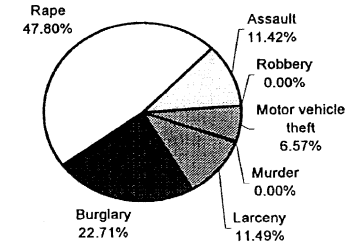
Traffic Crash Costs



Index Crimes



Index Crime Costs



Costs of Traffic Crashes in Presque Isle County (1997 dollars)						
	Fatal	Serious Injury	Moderate Injury	Minor Injury	Property Damage Only	Total
Medical Care	89,016	366,744	141,451	145,621	49,436	792,268
Future Earnings (Loss Wages)	4,212,608	494,823	288,082	275,196	231,913	5,502,622
Public Services	5,100	6,594	7,548	9,443	21,083	49,768
Property Damage & Loss	47,640	98,343	147,260	213,568	913,839	1,420,650
Subtotal (Monetary Cost)	4,354,368	966,525	584,341	643,757	1,215,544	7,764,535
Quality of Life	8,374,640	2,393,832	945,942	755,937	177,388	12,647,739
Total (Comprehensive Cost)	12,729,008	3,360,336	1,530,283	1,399,694	1,392,932	20,412,253

Costs of Index Crimes in Presque Isle County (1997 dollars)								
	Murder	Rape	Assault	Robbery	Larceny	Burglary	Motor Vehicle Theft	Total
Medical Care	0	2,774	4,500	0	0	0	0	7,274
Future Earnings (Loss Wages)	0	7,930	7,752	0	1,007	1,056	420	18,165
Public Services	0	1,118	1,446	0	20,246	14,740	1,428	38,978
Property Damage & Loss	0	224	348	0	41,870	95,260	32,562	170,264
Subtotal (Monetary Cost)	0	12,046	14,046	0	63,123	111,056	34,410	234,681
Quality of Life	0	250,474	48,684	0	0	13,684	1,698	314,540
Total (Comprehensive Cost)	0	262,518	62,736	0	63,123	124,696	36,108	549,181

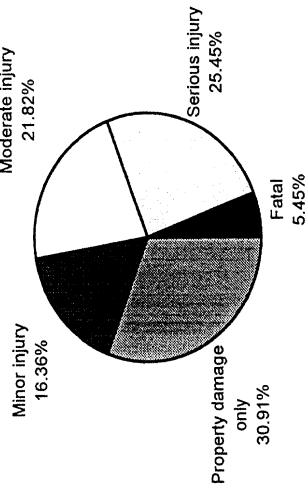
Presque Isle County 1998

Alcohol-Involved Crashes

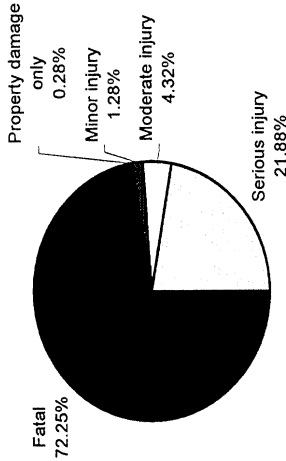
Traffic Crash Casualty Severity	Traffic Crash Casualties	Traffic Crash Costs
Property damage only	17	\$39,253
Minor injury	9	\$181,683
Moderate injury	12	\$615,408
Serious injury	14	\$3,114,566
Fatal	3	\$10,284,924
Total		\$14,235,834

Average cost of traffic crash casualty \$258,833

Traffic Crash Casualties



Traffic Crash Costs



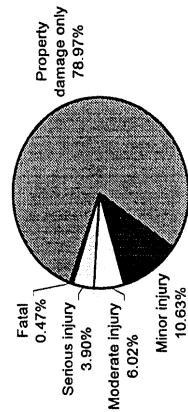
Costs of Alcohol-Involved Traffic Crashes in Presque Isle County (1997 dollars)

	Fatal	Serious Injury	Moderate Injury	Minor Injury	Property Damage Only	Total
Medical Care	66,762	326,130	51,408	17,676	2,346	464,322
Future Earnings (Loss Wages)	3,640,164	506,982	123,444	37,458	7,735	4,315,783
Public Services	3,825	5,054	2,652	1,215	527	13,273
Property Damage & Loss	35,730	69,804	49,380	27,522	22,100	204,536
Subtotal (Monetary Cost)	3,746,481	907,984	226,884	83,871	32,725	4,997,945
Quality of Life	6,538,443	2,206,582	388,512	97,812	6,528	9,237,877
Total (Comprehensive Cost)	10,284,924	3,114,566	615,408	181,683	39,253	14,235,834

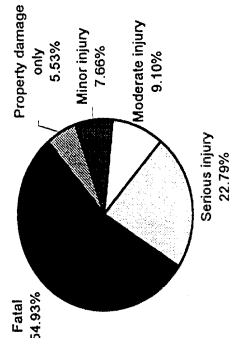
Roscommon County 1998

Traffic Crash Casualty Severity	Traffic Crash Casualties	Traffic Crash Costs
Property damage only	1337	\$2,561,692
Minor injury	180	\$3,548,520
Moderate injury	102	\$4,218,618
Serious injury	66	\$10,561,056
Fatal	8	\$25,458,016
Total	8	\$46,347,902
Average cost of traffic crash casualty		\$27,376

Traffic Crash Casualties

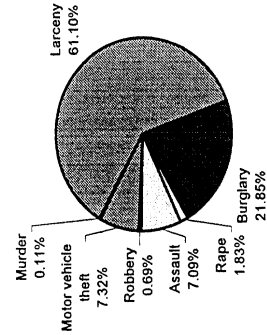


Traffic Crash Costs

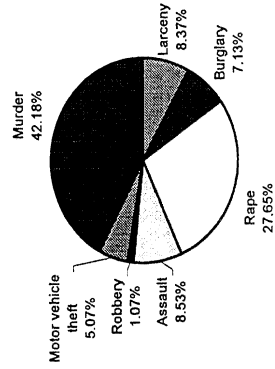


Index Crime Category	Number of Index Crimes	Index Crime Costs
Larceny	534	\$635,994
Burglary	191	\$541,294
Rape	16	\$2,100,144
Assault	62	\$648,272
Robbery	6	\$81,468
Motor vehicle theft	64	\$385,152
Murder	1	\$3,203,692
Total	1	\$7,596,016
Average cost of reported index crime		\$8,691

Index Crimes



Index Crime Costs



Costs of Traffic Crashes in Roscommon County (1997 dollars)						
	Fatal	Serious Injury	Moderate Injury	Minor Injury	Property Damage Only	Total
Medical Care	178,032	1,152,624	389,946	369,180	90,916	2,180,698
Future Earnings (Loss Wages)	8,425,216	1,555,158	794,172	697,680	426,503	11,898,729
Public Services	10,200	20,724	20,808	23,940	38,773	114,445
Property Damage & Loss	95,280	309,078	405,960	541,440	1,680,609	3,032,367
Subtotal (Monetary Cost)	8,708,736	3,037,650	1,610,886	1,632,060	2,235,464	17,224,796
Quality of Life	16,749,280	7,523,472	2,607,732	1,916,460	326,228	29,123,172
Total (Comprehensive Cost)	25,458,016	10,561,056	4,218,618	3,548,520	2,561,692	46,347,902

Costs of Index Crimes in Roscommon County (1997 dollars)								
	Murder	Rape	Assault	Robbery	Larceny	Burglary	Motor Vehicle Theft	Total
Medical Care	22,591	22,192	46,500	5,964	0	0	0	97,247
Future Earnings (Loss Wages)	1,146,132	63,440	80,104	11,208	10,146	4,584	4,480	1,320,094
Public Services	2,159	8,944	14,942	1,980	203,988	63,985	15,232	311,230
Property Damage & Loss	1,324	1,792	3,596	5,790	421,860	413,515	347,328	1,195,205
Subtotal (Monetary Cost)	1,172,205	96,368	145,142	24,948	635,994	482,084	367,040	2,923,781
Quality of Life	2,031,486	2,003,792	503,068	56,520	0	59,401	18,112	4,672,379
Total (Comprehensive Cost)	3,203,692	2,100,144	648,272	81,468	635,994	541,294	385,152	7,596,016

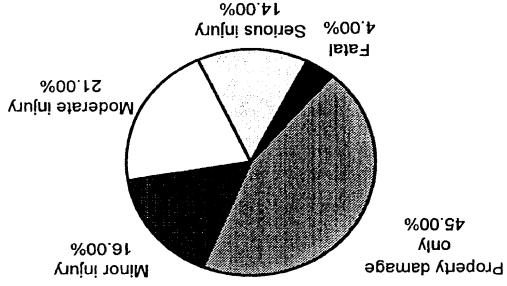
Roscommon County 1998

Alcohol-Involved Crashes

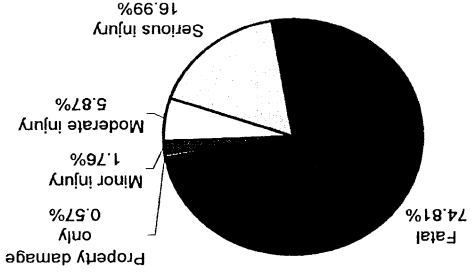
Traffic Crash	Traffic Crash Casualty Severity	Traffic Crash Costs
Property damage only	45	\$103,905
Minor injury	16	\$322,992
Moderate injury	21	\$1,076,964
Serious injury	14	\$3,114,566
Fatal	4	\$13,713,232
Total		\$18,331,659

Average cost of traffic crash casualty \$183,317

Traffic Crash Casualties



Traffic Crash Costs



Costs of Alcohol-Involved Traffic Crashes in Roscommon County (1997 dollars)

	Fatal	Serious Injury	Moderate Injury	Minor Injury	Property Damage Only	Total
Medical Care	89,016	326,130	89,964	31,424	6,210	542,744
Future Earnings (Loss Wages)	4,853,552	506,982	216,027	66,592	20,475	5,663,628
Public Services	5,100	5,054	4,641	2,160	1,395	18,350
Property Damage & Loss	47,640	69,804	86,415	48,928	58,500	311,287
Subtotal (Monetary Cost)	4,995,308	907,984	397,047	149,104	86,625	6,536,068
Quality of Life	8,717,924	2,206,582	679,896	173,888	17,280	11,795,570
Total (Comprehensive Cost)	13,713,232	3,114,566	1,076,964	322,992	103,905	18,331,659

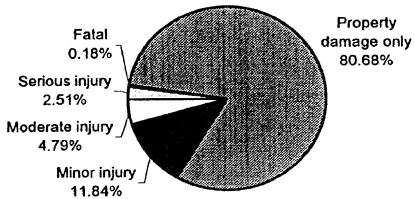
Saginaw County 1998

Traffic Crash Casualty Severity	Traffic Crash Casualties	Traffic Crash Costs
Property damage only	11783	\$22,576,228
Minor injury	1729	\$34,085,506
Moderate injury	700	\$28,951,300
Serious injury	367	\$58,725,872
Fatal	26	\$82,738,552
Total		\$227,077,458
Average cost of traffic crash casualty		\$15,548

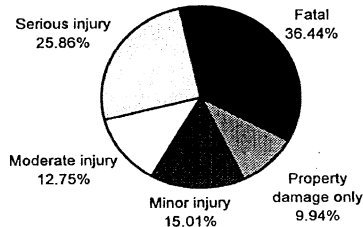
Index Crime Category	Number of Index Crimes	Index Crime Costs
Larceny	6064	\$7,222,224
Burglary	1952	\$5,531,968
Rape	180	\$23,626,620
Assault	1139	\$11,909,384
Robbery	269	\$3,652,482
Motor vehicle theft	608	\$3,658,944
Murder	24	\$76,888,608
Total		\$132,490,230
Average cost of reported index crime		\$12,944

301

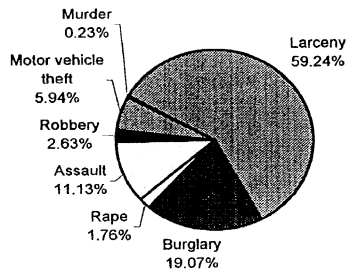
Traffic Crash Casualties



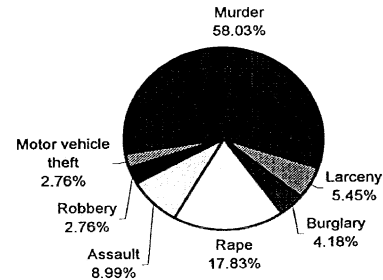
Traffic Crash Costs



Index Crimes



Index Crime Costs



Costs of Traffic Crashes in Saginaw County (1997 dollars)						
	Fatal	Serious Injury	Moderate Injury	Minor Injury	Property Damage Only	Total
Medical Care	578,604	6,409,288	2,676,100	3,546,179	801,244	14,011,415
Future Earnings (Loss Wages)	27,381,952	8,647,621	5,450,200	6,701,604	3,758,777	51,940,154
Public Services	33,150	115,238	142,800	229,957	341,707	862,852
Property Damage & Loss	309,660	1,718,661	2,786,000	5,200,832	14,811,231	24,826,384
Subtotal (Monetary Cost)	28,303,392	16,891,176	11,055,100	15,676,843	19,701,176	91,627,686
Quality of Life	54,435,160	41,835,064	17,896,200	18,408,663	2,875,052	135,450,139
Total (Comprehensive Cost)	82,738,552	58,726,872	28,951,300	34,085,506	22,576,228	227,077,458

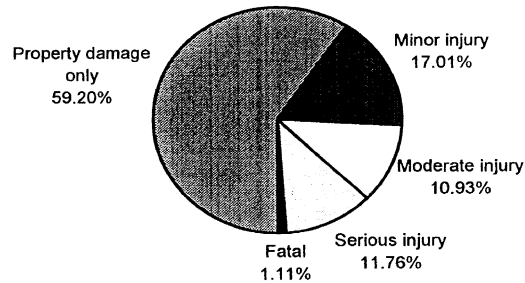
Costs of Index Crimes in Saginaw County (1997 dollars)								
	Murder	Rape	Assault	Robbery	Larceny	Burglary	Motor Vehicle Theft	Total
Medical Care	542,184	249,660	854,250	267,386	0	0	0	1,913,480
Future Earnings (Loss Wages)	27,507,168	713,700	1,471,588	502,492	115,216	46,848	42,560	30,399,572
Public Services	51,816	100,620	274,499	88,770	2,316,448	653,920	144,704	3,630,777
Property Damage & Loss	31,776	20,160	66,062	259,585	4,790,560	4,226,080	3,299,616	12,693,839
Subtotal (Monetary Cost)	28,132,920	1,084,140	2,666,399	1,118,502	7,222,224	4,926,848	3,486,880	48,637,913
Quality of Life	48,755,664	22,542,660	9,241,846	2,533,980	0	607,072	172,064	83,853,286
Total (Comprehensive Cost)	76,888,608	23,626,620	11,909,384	3,652,482	7,222,224	5,531,968	3,658,944	132,490,230

Saginaw County 1998

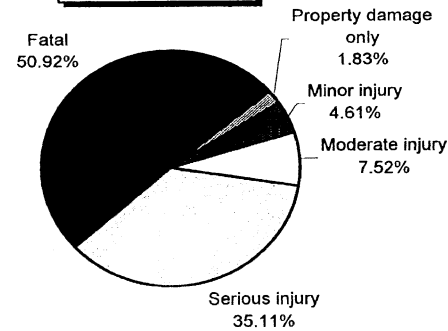
Alcohol-Involved Crashes

Traffic Crash Casualty Severity	Traffic Crash Casualties	Traffic Crash Costs
Property damage only	428	\$988,252
Minor injury	123	\$2,483,001
Moderate injury	79	\$4,051,436
Serious injury	85	\$18,909,865
Fatal	8	\$27,426,464
Total		\$53,859,018
Average cost of traffic crash casualty		\$74,494

Traffic Crash Casualties



Traffic Crash Costs



303

Costs of Alcohol-Involved Traffic Crashes in Saginaw County (1997 dollars)

	Fatal	Serious Injury	Moderate Injury	Minor Injury	Property Damage Only	Total
Medical Care	178,032	1,980,075	338,436	241,572	59,064	2,797,179
Future Earnings (Loss Wages)	9,707,104	3,078,105	812,673	511,926	194,740	14,304,548
Public Services	10,200	30,685	17,459	16,605	13,268	88,217
Property Damage & Loss	95,280	423,810	325,085	376,134	556,400	1,776,709
Subtotal (Monetary Cost)	9,990,616	5,512,760	1,493,653	1,146,237	823,900	18,967,166
Quality of Life	17,435,848	13,397,105	2,557,704	1,336,764	164,352	34,891,773
Total (Comprehensive Cost)	27,426,464	18,909,865	4,051,436	2,483,001	988,252	53,859,018

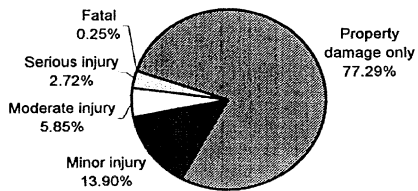
St. Clair County 1998

Traffic Crash Casualty Severity	Traffic Crash Casualties	Traffic Crash Costs
Property damage only	6939	\$13,295,124
Minor injury	1248	\$24,603,072
Moderate injury	525	\$21,713,475
Serious injury	244	\$39,043,904
Fatal	22	\$70,009,544
Total		\$168,665,119
Average cost of traffic crash casualty		\$18,786

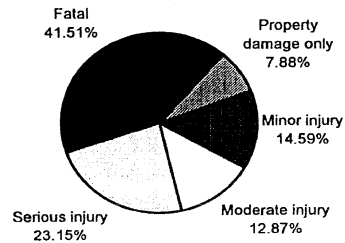
Index Crime Category	Number of Index Crimes	Index Crime Costs
Larceny	2963	\$3,528,933
Burglary	815	\$2,309,710
Rape	70	\$9,188,130
Assault	330	\$3,450,480
Robbery	41	\$556,698
Motor vehicle theft	220	\$1,323,960
Murder	0	\$0
Total		\$20,357,911
Average cost of reported index crime		\$4,586

305

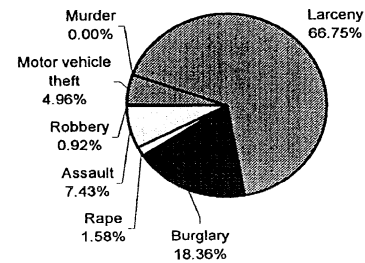
Traffic Crash Casualties



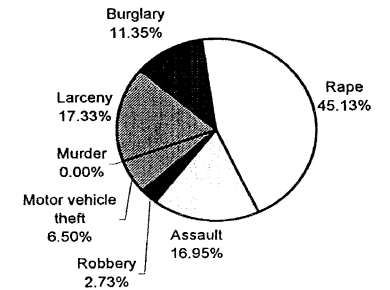
Traffic Crash Costs



Index Crimes



Index Crime Costs



Costs of Traffic Crashes in St. Clair County (1997 dollars)

	Fatal	Serious Injury	Moderate Injury	Minor Injury	Property Damage Only	Total
Medical Care	489,588	4,261,216	2,007,075	2,559,648	471,852	9,789,379
Future Earnings (Loss Wages)	23,169,344	5,749,372	4,087,650	4,837,248	2,213,541	40,057,155
Public Services	28,050	76,616	107,100	165,984	201,231	578,981
Property Damage & Loss	262,020	1,142,652	2,089,500	3,753,984	8,722,323	15,970,479
Subtotal (Monetary Cost)	23,949,024	11,230,100	8,291,325	11,315,616	11,602,008	66,388,073
Quality of Life	46,060,520	27,814,048	13,422,150	13,287,456	1,693,116	102,277,290
Total (Comprehensive Cost)	70,009,544	39,043,904	21,713,475	24,603,072	13,295,124	168,665,119

Costs of Index Crimes in St. Clair County (1997 dollars)

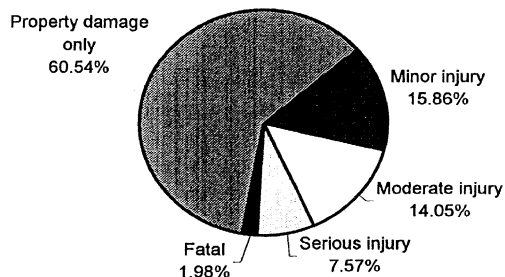
	Murder	Rape	Assault	Robbery	Larceny	Burglary	Motor Vehicle Theft	Total
Medical Care	0	97,090	247,500	40,754	0	0	0	385,344
Future Earnings (Loss Wages)	0	277,550	426,360	76,588	56,297	19,560	15,400	871,755
Public Services	0	39,130	79,530	13,530	1,131,866	273,025	52,360	1,589,441
Property Damage & Loss	0	7,840	19,140	39,565	2,340,770	1,764,475	1,193,940	5,365,730
Subtotal (Monetary Cost)	0	421,610	772,530	170,478	3,528,933	2,057,060	1,261,700	8,212,311
Quality of Life	0	8,766,590	2,677,620	386,220	0	253,465	62,260	12,146,155
Total (Comprehensive Cost)	0	9,188,130	3,450,480	556,698	3,528,933	2,309,710	1,323,960	20,357,911

St. Clair County 1998

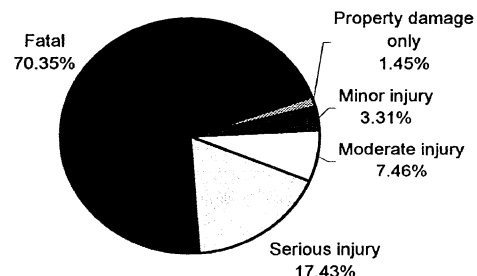
Alcohol-Involved Crashes

Traffic Crash Casualty Severity	Traffic Crash Casualties	Traffic Crash Costs
Property damage only	336	\$775,824
Minor injury	88	\$1,776,456
Moderate injury	78	\$4,000,152
Serious injury	42	\$9,343,698
Fatal	11	\$37,711,388
Total		\$53,607,518
Average cost of traffic crash casualty		\$96,590

Traffic Crash Casualties



Traffic Crash Costs



307

Costs of Alcohol-Involved Traffic Crashes in St. Clair County (1997 dollars)

	Fatal	Serious Injury	Moderate Injury	Minor Injury	Property Damage Only	Total
Medical Care	244,794	978,390	334,152	172,832	46,368	1,776,536
Future Earnings (Loss Wages)	13,347,268	1,520,946	802,386	366,256	152,880	16,189,736
Public Services	14,025	15,162	17,238	11,880	10,416	68,721
Property Damage & Loss	131,010	209,412	320,970	269,104	436,800	1,367,296
Subtotal (Monetary Cost)	13,737,097	2,723,952	1,474,746	820,072	646,800	19,402,667
Quality of Life	23,974,291	6,619,746	2,525,328	956,384	129,024	34,204,773
Total (Comprehensive Cost)	37,711,388	9,343,698	4,000,152	1,776,456	775,824	53,607,518

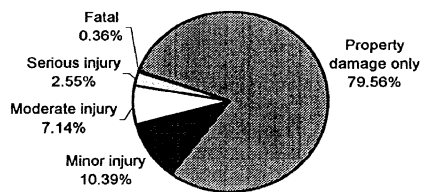
St. Joseph County 1998

Traffic Crash Casualty Severity	Traffic Crash Casualties	Traffic Crash Costs
Property damage only	2842	\$5,445,272
Minor injury	371	\$7,313,894
Moderate injury	255	\$10,546,545
Serious injury	91	\$14,561,456
Fatal	13	\$41,369,276
Total		\$79,236,443
Average cost of traffic crash casualty		\$22,183

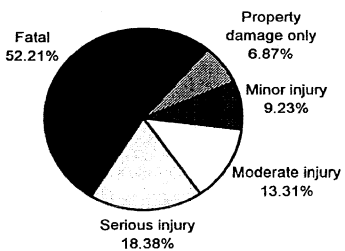
Index Crime Category	Number of Index Crimes	Index Crime Costs
Larceny	1448	\$1,724,568
Burglary	494	\$1,399,996
Rape	77	\$10,106,943
Assault	133	\$1,390,648
Robbery	24	\$325,872
Motor vehicle theft	117	\$704,106
Murder	0	\$0
Total		\$15,652,133
Average cost of reported index crime		\$6,826

309

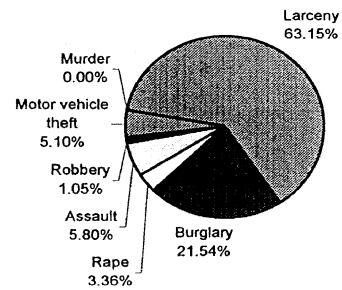
Traffic Crash Casualties



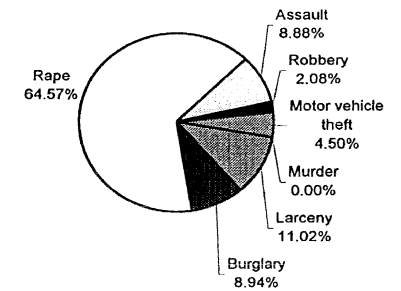
Traffic Crash Costs



Index Crimes



Index Crime Costs



Costs of Traffic Crashes in St. Joseph County (1997 dollars)						
	Fatal	Serious Injury	Moderate Injury	Minor Injury	Property Damage Only	Total
Medical Care	289,302	1,589,224	974,865	760,921	193,256	3,807,568
Future Earnings (Loss Wages)	13,690,976	2,144,233	1,985,430	1,437,996	906,598	20,165,233
Public Services	16,575	28,574	52,020	49,343	82,418	228,930
Property Damage & Loss	154,830	426,153	1,014,900	1,115,968	3,572,394	6,284,245
Subtotal (Monetary Cost)	14,151,696	4,188,275	4,027,215	3,363,657	4,751,824	30,482,867
Quality of Life	27,217,580	10,373,272	6,519,330	3,950,037	693,448	48,753,667
Total (Comprehensive Cost)	41,369,276	14,561,456	10,546,545	7,313,894	5,445,272	79,236,443

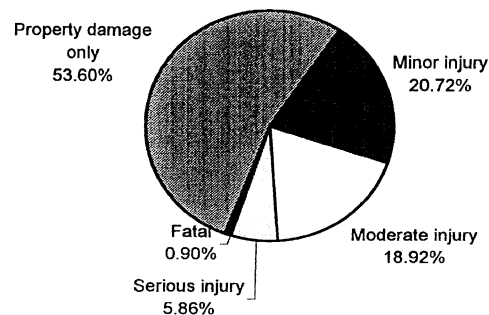
Costs of Index Crimes in St. Joseph County (1997 dollars)								
	Murder	Rape	Assault	Robbery	Larceny	Burglary	Motor Vehicle Theft	Total
Medical Care	0	106,799	99,750	23,856	0	0	0	230,405
Future Earnings (Loss Wages)	0	305,305	171,836	44,832	27,512	11,856	8,190	569,531
Public Services	0	43,043	32,053	7,920	553,136	165,490	27,846	829,488
Property Damage & Loss	0	8,624	7,714	23,160	1,143,920	1,069,510	634,959	2,887,887
Subtotal (Monetary Cost)	0	463,771	311,353	99,792	1,724,568	1,246,856	670,995	4,517,335
Quality of Life	0	9,643,249	1,079,162	226,080	0	153,634	33,111	11,135,236
Total (Comprehensive Cost)	0	10,106,943	1,390,648	325,872	1,724,568	1,399,996	704,106	15,652,133

St. Joseph County 1998

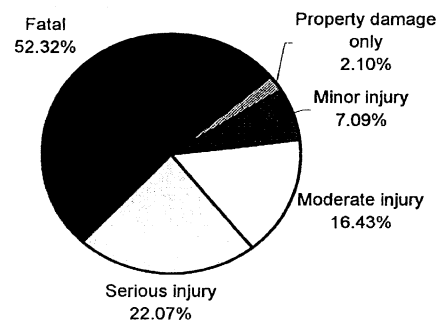
Alcohol-Involved Crashes

Traffic Crash Casualty Severity	Traffic Crash Casualties	Traffic Crash Costs
Property damage only	119	\$274,771
Minor injury	46	\$928,602
Moderate injury	42	\$2,153,928
Serious injury	13	\$2,892,097
Fatal	2	\$6,856,616
Total		\$13,106,014
Average cost of traffic crash casualty		\$59,036

Traffic Crash Casualties



Traffic Crash Costs



311

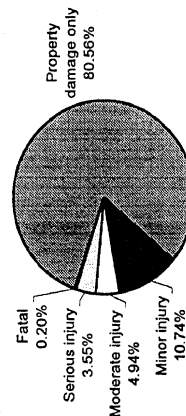
Costs of Alcohol-Involved Traffic Crashes in St. Joseph County (1997 dollars)

	Fatal	Serious Injury	Moderate Injury	Minor Injury	Property Damage Only	Total
Medical Care	44,508	302,835	179,928	90,344	16,422	634,037
Future Earnings (Loss Wages)	2,426,776	470,769	432,054	191,452	54,145	3,575,196
Public Services	2,550	4,693	9,282	6,210	3,689	26,424
Property Damage & Loss	23,820	64,818	172,830	140,668	154,700	556,836
Subtotal (Monetary Cost)	2,497,654	843,128	794,094	428,674	229,075	4,792,625
Quality of Life	4,358,962	2,048,969	1,359,792	499,928	45,696	8,313,347
Total (Comprehensive Cost)	6,856,616	2,892,097	2,153,928	928,602	274,771	13,106,014

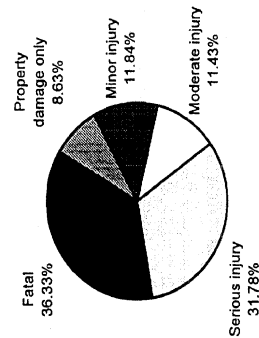
Sanilac County 1998

Traffic Crash Severity	Traffic Crash Casualties	Traffic Crash Costs
Property damage only	1973	\$3,780,268
Minor injury	263	\$5,184,782
Moderate injury	121	\$5,004,439
Serious injury	87	\$13,921,392
Fatal	5	\$15,911,260
Total		\$43,802,141
Average cost of traffic crash casualty		\$17,886

Traffic Crash Casualties

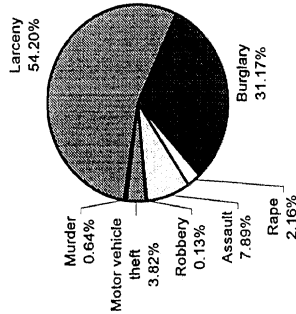


Traffic Crash Costs

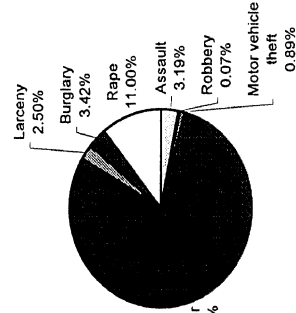


Index Crime Category	Number of Index Crimes	Index Crime Costs
Larceny	426	\$507,366
Burglary	245	\$694,330
Rape	17	\$2,231,403
Assault	62	\$648,272
Robbery	1	\$13,578
Motor vehicle theft	30	\$180,540
Murder	5	\$16,018,460
Total		\$20,293,949
Average cost of reported index crime		\$25,819

Index Crimes



Index Crime Costs



Costs of Traffic Crashes in Sanilac County (1997 dollars)						
	Fatal	Serious Injury	Moderate Injury	Minor Injury	Property Damage Only	Total
Medical Care	111,270	1,519,368	462,583	539,413	134,164	2,766,798
Future Earnings (Loss Wages)	5,265,760	2,049,981	942,106	1,019,388	629,387	9,906,622
Public Services	6,375	27,318	24,684	34,979	57,217	150,573
Property Damage & Loss	59,550	407,421	481,580	791,104	2,480,061	4,219,716
Subtotal (Monetary Cost)	5,442,960	4,004,175	1,910,953	2,384,621	3,298,856	17,041,565
Quality of Life	10,468,300	9,917,304	3,093,486	2,800,161	481,412	26,760,663
Total (Comprehensive Cost)	15,911,260	13,921,392	5,004,439	5,184,782	3,780,268	43,802,141

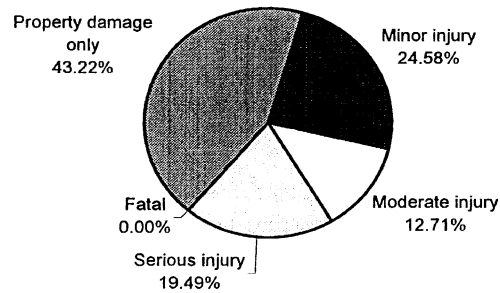
Costs of Index Crimes in Sanilac County (1997 dollars)								
	Murder	Rape	Assault	Robbery	Larceny	Burglary	Motor Vehicle Theft	Total
Medical Care	112,965	23,579	46,500	994	0	0	0	184,028
Future Earnings (Loss Wages)	5,730,660	67,405	80,104	1,868	8,094	5,880	2,100	5,896,111
Public Services	10,795	9,503	14,942	330	162,732	82,075	7,140	287,517
Property Damage & Loss	6,620	1,904	3,596	965	336,540	530,425	162,810	1,042,860
Subtotal (Monetary Cost)	5,861,025	102,391	145,142	4,158	507,366	618,380	172,050	7,410,512
Quality of Life	10,157,430	2,129,029	503,068	9,420	0	76,195	8,490	12,883,632
Total (Comprehensive Cost)	16,018,460	2,231,403	648,272	13,578	507,366	694,330	180,540	20,293,949

Sanilac County 1998

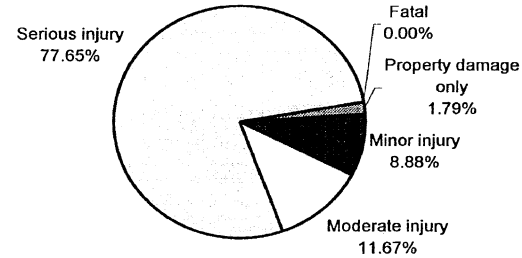
Alcohol-Involved Crashes

Traffic Crash Casualty Severity	Traffic Crash Casualties	Traffic Crash Costs
Property damage only	51	\$117,759
Minor injury	29	\$585,423
Moderate injury	15	\$769,260
Serious injury	23	\$5,116,787
Fatal	0	\$0
Total		\$6,589,229
Average cost of traffic crash casualty		\$55,841

Traffic Crash Casualties



Traffic Crash Costs



315

Costs of Alcohol-Involved Traffic Crashes in Sanilac County (1997 dollars)

	Fatal	Serious Injury	Moderate Injury	Minor Injury	Property Damage Only	Total
Medical Care	0	535,785	64,260	56,956	7,038	664,039
Future Earnings (Loss Wages)	0	832,899	154,305	120,698	23,205	1,131,107
Public Services	0	8,303	3,315	3,915	1,581	17,114
Property Damage & Loss	0	114,678	61,725	88,682	66,300	331,385
Subtotal (Monetary Cost)	0	1,491,688	283,605	270,251	98,175	2,143,719
Quality of Life	0	3,625,099	485,640	315,172	19,584	4,445,495
Total (Comprehensive Cost)	0	5,116,787	769,260	585,423	117,759	6,589,229

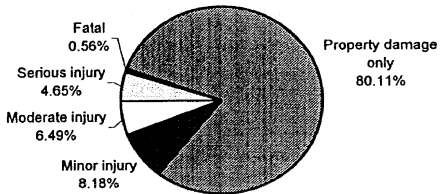
Schoolcraft County 1998

Traffic Crash Casualty Severity	Traffic Crash Casualties	Traffic Crash Costs
Property damage only	568	\$1,088,288
Minor injury	58	\$1,143,412
Moderate injury	46	\$1,902,514
Serious injury	33	\$5,280,528
Fatal	4	\$12,729,008
Total		\$22,143,750
Average cost of traffic crash casualty		\$31,232

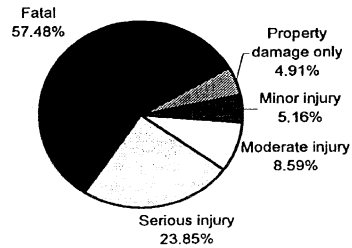
Index Crime Category	Number of Index Crimes	Index Crime Costs
Larceny	59	\$70,269
Burglary	44	\$124,696
Rape	3	\$393,777
Assault	5	\$52,280
Robbery	0	\$0
Motor vehicle theft	2	\$12,036
Murder	0	\$0
Total		\$653,058
Average cost of reported index crime		\$5,779

317

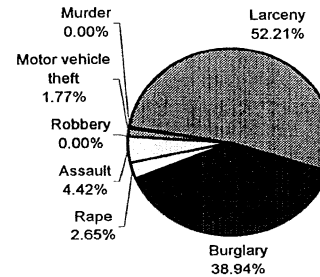
Traffic Crash Casualties



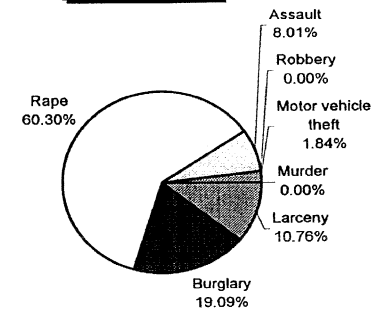
Traffic Crash Costs



Index Crimes



Index Crime Costs



Costs of Traffic Crashes in Schoolcraft County (1997 dollars)

	Fatal	Serious Injury	Moderate Injury	Minor Injury	Property Damage Only	Total
Medical Care	89,016	576,312	175,858	118,958	38,624	998,768
Future Earnings (Loss Wages)	4,212,608	777,579	358,156	224,808	181,192	5,754,343
Public Services	5,100	10,362	9,384	7,714	16,472	49,032
Property Damage & Loss	47,640	154,539	183,080	174,464	713,976	1,273,699
Subtotal (Monetary Cost)	4,354,368	1,518,825	726,478	525,886	949,696	8,075,253
Quality of Life	8,374,640	3,761,736	1,176,036	617,526	138,592	14,068,530
Total (Comprehensive Cost)	12,729,008	5,280,528	1,902,514	1,143,412	1,088,288	22,143,750

Costs of Index Crimes in Schoolcraft County (1997 dollars)

	Murder	Rape	Assault	Robbery	Larceny	Burglary	Motor Vehicle Theft	Total
Medical Care	0	4,161	3,750	0	0	0	0	7,911
Future Earnings (Loss Wages)	0	11,895	6,460	0	1,121	1,056	140	20,672
Public Services	0	1,677	1,205	0	22,538	14,740	476	40,636
Property Damage & Loss	0	336	290	0	46,610	95,260	10,854	153,350
Subtotal (Monetary Cost)	0	18,069	11,705	0	70,269	111,056	11,470	222,569
Quality of Life	0	375,711	40,570	0	0	13,684	566	430,531
Total (Comprehensive Cost)	0	393,777	52,280	0	70,269	124,696	12,036	653,068

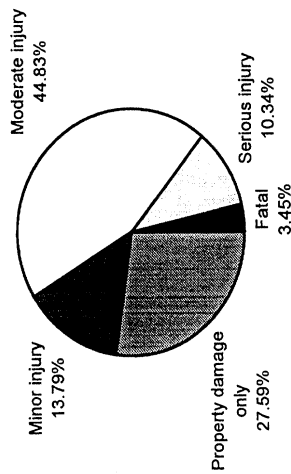
Schoolcraft County 1998

Alcohol-Involved Crashes

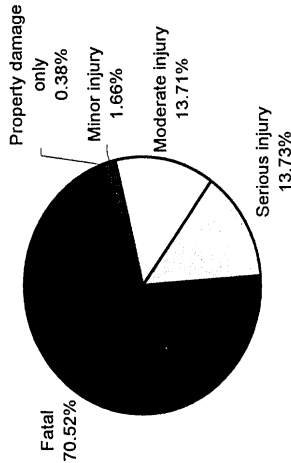
Traffic Crash Casualty Severity	Traffic Crash Casualties	Traffic Crash Costs
Property damage only	8	\$18,472
Minor injury	4	\$80,748
Moderate injury	13	\$666,692
Serious injury	3	\$667,407
Fatal	1	\$3,428,308
Total		\$4,861,627

Average cost of traffic crash casualty \$167,642

Traffic Crash Casualties



Traffic Crash Costs



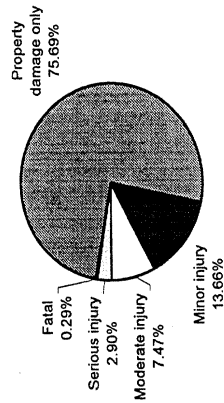
Costs of Alcohol-Involved Traffic Crashes in Schoolcraft County (1997 dollars)

	Fatal	Serious Injury	Moderate Injury	Minor Injury	Property Damage Only	Total
Medical Care		69,885	55,692	7,856	1,104	156,791
Future Earnings (Loss Wages)	22,254	108,639	133,731	16,648	3,640	1,476,046
Public Services	1,275	1,083	2,873	540	248	6,019
Property Damage & Loss	11,910	14,958	53,495	12,232	10,400	102,995
Subtotal (Monetary Cost)	1,248,827	194,568	245,791	37,276	15,400	1,741,862
Quality of Life	2,179,481	472,839	420,888	43,472	3,072	3,119,752
Total (Comprehensive Cost)	3,428,308	667,407	666,692	80,748	18,472	4,861,627

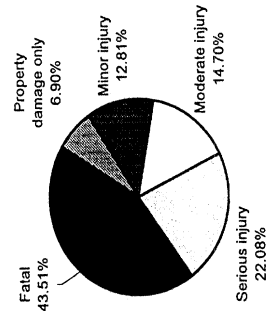
Shiawassee County 1998

Traffic Crash Severity	Traffic Crash Casualties	Traffic Crash Costs
Property damage only	2898	\$5,552,568
Minor injury	523	\$10,310,422
Moderate injury	286	\$11,828,674
Serious injury	111	\$17,761,776
Fatal	11	\$35,004,772
Total		\$80,458,212
Average cost of traffic crash casualty		\$21,013

Traffic Crash Casualties

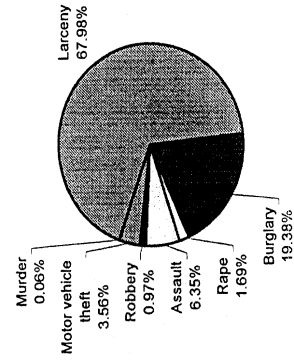


Traffic Crash Costs

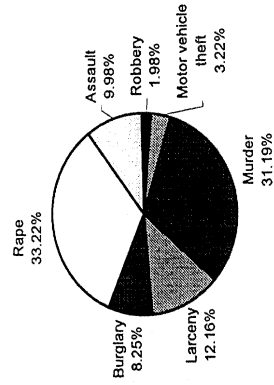


Index Crime Category	Number of Index Crimes	Index Crime Costs
Larceny	1049	\$1,249,359
Burglary	299	\$847,366
Rape	26	\$3,412,734
Assault	98	\$1,024,688
Robbery	15	\$203,670
Motor vehicle theft	55	\$330,990
Murder	1	\$3,203,692
Total		\$10,272,499
Average cost of reported index crime		\$6,657

Index Crimes



Index Crime Costs



Costs of Traffic Crashes in Shiawassee County (1997 dollars)						
	Fatal	Serious Injury	Moderate Injury	Minor Injury	Property Damage Only	Total
Medical Care	244,794	1,938,504	1,093,378	1,072,673	197,064	4,546,413
Future Earnings (Loss Wages)	11,584,672	2,615,493	2,226,796	2,027,148	924,462	19,378,571
Public Services	14,025	34,854	58,344	69,559	84,042	260,824
Property Damage & Loss	131,010	519,813	1,138,280	1,573,184	3,642,786	7,005,073
Subtotal (Monetary Cost)	11,974,512	5,108,776	4,516,798	4,742,041	4,845,456	31,187,582
Quality of Life	23,030,260	12,653,112	7,311,876	5,568,381	707,112	49,270,741
Total (Comprehensive Cost)	35,004,772	17,761,776	11,828,674	10,310,422	5,552,568	80,458,212

Costs of Index Crimes in Shiawassee County (1997 dollars)								
	Murder	Rape	Assault	Robbery	Larceny	Burglary	Motor Vehicle Theft	Total
Medical Care	22,591	36,062	73,500	14,910	0	0	0	147,063
Future Earnings (Loss Wages)	1,146,132	103,090	126,616	28,020	19,931	7,176	3,850	1,434,815
Public Services	2,159	14,534	23,618	4,950	400,718	100,165	13,090	559,234
Property Damage & Loss	1,324	2,912	5,684	14,475	828,710	647,335	298,485	1,798,925
Subtotal (Monetary Cost)	1,172,205	156,598	229,418	62,370	1,249,359	754,676	315,425	3,940,051
Quality of Life	2,031,486	3,256,162	795,172	141,300	0	92,989	15,565	6,332,674
Total (Comprehensive Cost)	3,203,692	3,412,734	1,024,688	203,670	1,249,359	847,366	330,990	10,272,499

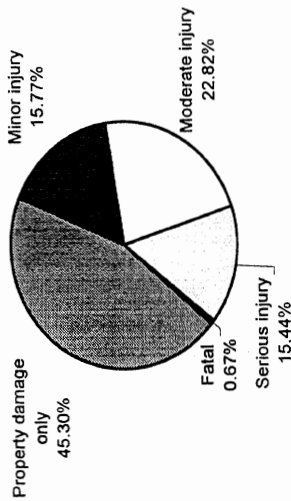
Shiawassee County 1998

Alcohol-Involved Crashes

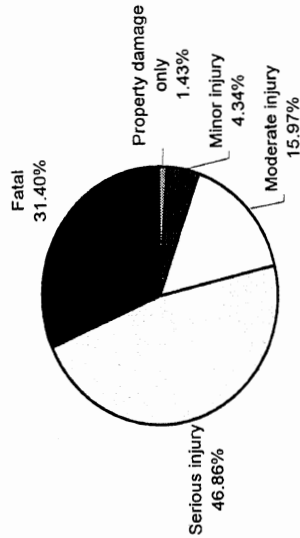
Traffic Crash Casualty Severity	Traffic Crash Casualties	Traffic Crash Costs
Property damage only	135	\$311,715
Minor injury	47	\$948,789
Moderate injury	68	\$3,487,312
Serious injury	46	\$10,233,574
Fatal	2	\$6,856,616
Total		\$21,838,006

Average cost of traffic crash casualty \$73,282

Traffic Crash Casualties



Traffic Crash Costs



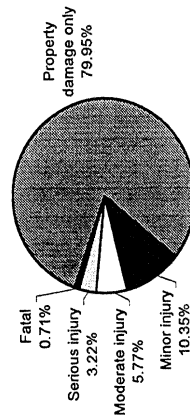
Costs of Alcohol-Involved Traffic Crashes in Shiawassee County (1997 dollars)

	Fatal	Serious Injury	Moderate Injury	Minor Injury	Property Damage Only	Total
Medical Care	44,508	1,071,570	291,312	92,308	18,630	1,518,328
Future Earnings (Loss Wages)	2,426,776	1,665,798	699,516	195,614	61,425	5,049,129
Public Services	2,550	16,606	15,028	6,345	4,185	44,714
Property Damage & Loss	23,820	229,356	279,820	143,726	175,500	852,222
Subtotal (Monetary Cost)	2,497,654	2,983,376	1,285,676	437,993	259,875	7,464,574
Quality of Life	4,358,962	7,250,198	2,201,568	510,796	51,840	14,373,364
Total (Comprehensive Cost)	6,856,616	10,233,574	3,487,312	948,789	311,715	21,838,006

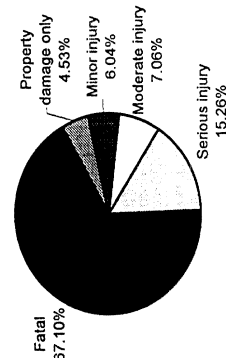
Tuscola County 1998

Traffic Crash Severity	Traffic Crash Casualties	Traffic Crash Costs
Property damage only	2357	\$4,516,012
Minor injury	305	\$6,012,770
Moderate injury	170	\$7,031,030
Serious injury	95	\$15,201,520
Fatal	21	\$66,827,292
Total		\$99,588,624
Average cost of traffic crash casualty		\$33,782

Traffic Crash Casualties

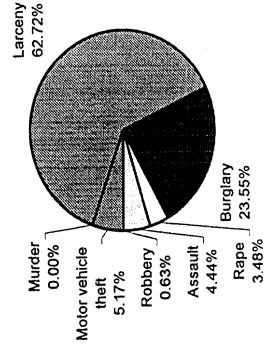


Traffic Crash Costs

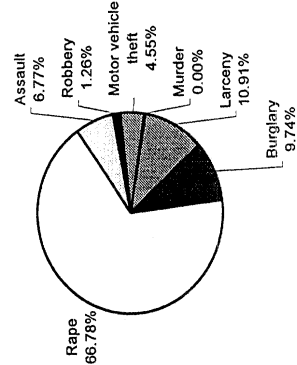


Index Crime Category	Number of Index Crimes	Index Crime Costs
Larceny	594	\$707,454
Burglary	223	\$631,982
Rape	33	\$4,331,547
Assault	42	\$439,152
Robbery	6	\$81,468
Motor vehicle theft	49	\$294,882
Murder	0	\$0
Total		\$6,486,485
Average cost of reported index crime		\$6,850

Index Crimes



Index Crime Costs



Costs of Traffic Crashes in Tuscola County (1997 dollars)						
	Fatal	Serious Injury	Moderate Injury	Minor Injury	Property Damage Only	Total
Medical Care	467,334	1,659,080	649,910	625,555	160,276	3,562,155
Future Earnings (Loss Wages)	22,116,192	2,238,485	1,323,620	1,182,180	751,883	27,612,360
Public Services	26,775	29,830	34,680	40,565	68,353	200,203
Property Damage & Loss	250,110	444,885	676,600	917,440	2,962,749	5,251,784
Subtotal (Monetary Cost)	22,860,432	4,372,375	2,684,810	2,765,435	3,940,904	36,623,956
Quality of Life	43,966,860	10,829,240	4,346,220	3,247,335	575,108	62,964,763
Total (Comprehensive Cost)	66,827,292	15,201,520	7,031,030	6,012,770	4,516,012	99,588,624

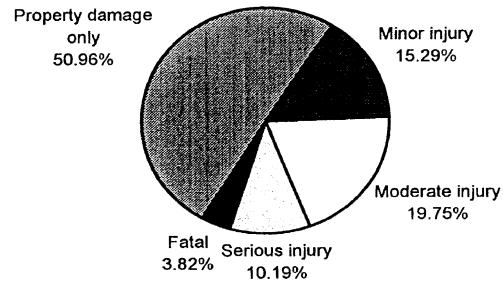
Costs of Index Crimes in Tuscola County (1997 dollars)								
	Murder	Rape	Assault	Robbery	Larceny	Burglary	Motor Vehicle Theft	Total
Medical Care	0	45,771	31,500	5,964	0	0	0	83,235
Future Earnings (Loss Wages)	0	130,845	54,264	11,208	11,286	5,352	3,430	216,385
Public Services	0	18,447	10,122	1,980	226,908	74,705	11,662	343,824
Property Damage & Loss	0	3,696	2,436	5,790	469,260	482,795	265,923	1,229,900
Subtotal (Monetary Cost)	0	198,759	98,322	24,948	707,454	562,852	281,015	1,873,350
Quality of Life	0	4,132,821	340,788	56,520	0	69,353	13,867	4,613,349
Total (Comprehensive Cost)	0	4,331,547	439,152	81,468	707,454	631,982	294,882	6,486,485

Tuscola County 1998

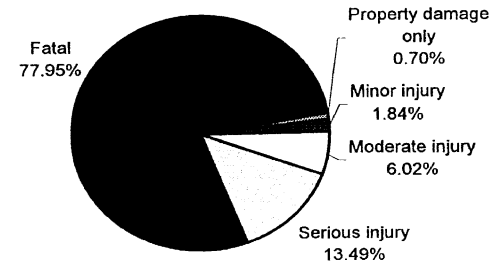
Alcohol-Involved Crashes

Traffic Crash Casualty Severity	Traffic Crash Casualties	Traffic Crash Costs
Property damage only	80	\$184,720
Minor injury	24	\$484,488
Moderate injury	31	\$1,589,804
Serious injury	16	\$3,559,504
Fatal	6	\$20,569,848
Total		\$26,388,364
Average cost of traffic crash casualty		\$168,079

Traffic Crash Casualties



Traffic Crash Costs



327

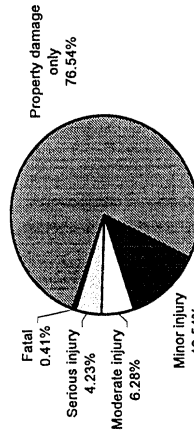
Costs of Alcohol-Involved Traffic Crashes in Tuscola County (1997 dollars)

	Fatal	Serious Injury	Moderate Injury	Minor Injury	Property Damage Only	Total
Medical Care	133,524	372,720	132,804	47,136	11,040	697,224
Future Earnings (Loss Wages)	7,280,328	579,408	318,897	99,888	36,400	8,314,921
Public Services	7,650	5,776	6,851	3,240	2,480	25,997
Property Damage & Loss	71,460	79,776	127,565	73,392	104,000	456,193
Subtotal (Monetary Cost)	7,492,962	1,037,696	586,117	223,656	154,000	9,494,431
Quality of Life	13,076,886	2,521,808	1,003,656	260,832	30,720	16,893,902
Total (Comprehensive Cost)	20,569,848	3,559,504	1,589,804	484,488	184,720	26,388,364

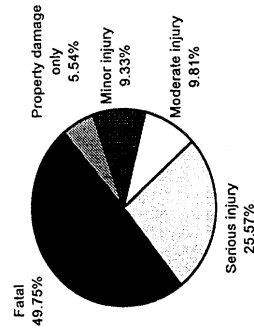
Van Buren County 1998

Traffic Crash Severity	Traffic Crash Casualties	Traffic Crash Costs
Property damage only	3327	\$6,374,532
Minor injury	545	\$10,744,130
Moderate injury	273	\$11,291,007
Serious injury	184	\$29,442,944
Fatal	18	\$57,280,536
Total		\$115,133,149
Average cost of traffic crash casualty		\$26,486

Traffic Crash Casualties

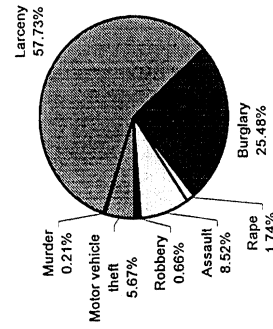


Traffic Crash Costs

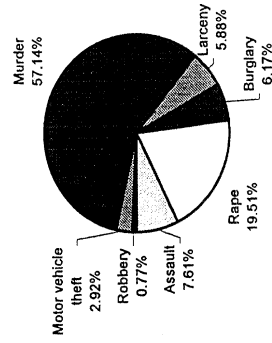


Index Crime Category	Number of Index Crimes	Index Crime Costs
Larceny	1661	\$1,978,251
Burglary	733	\$2,077,322
Rape	50	\$6,562,950
Assault	245	\$2,561,720
Robbery	19	\$257,982
Motor vehicle theft	163	\$980,934
Murder	6	\$19,222,152
Total		\$33,641,311
Average cost of reported index crime		\$11,693

Index Crimes



Index Crime Costs



Costs of Traffic Crashes in Van Buren County (1997 dollars)

	Fatal	Serious Injury	Moderate Injury	Minor Injury	Property Damage Only	Total
Medical Care	400,572	3,213,376	1,043,679	1,117,795	226,236	6,001,658
Future Earnings (Loss Wages)	18,956,736	4,335,592	2,125,578	2,112,420	1,061,313	28,591,639
Public Services	22,950	57,776	55,692	72,485	96,483	305,386
Property Damage & Loss	214,380	861,672	1,086,540	1,639,360	4,182,039	7,983,991
Subtotal (Monetary Cost)	19,594,656	8,468,600	4,311,489	4,941,515	5,562,744	42,879,004
Quality of Life	37,685,880	20,974,528	6,979,518	5,802,615	811,788	72,254,329
Total (Comprehensive Cost)	57,280,536	29,442,944	11,291,007	10,744,130	6,374,532	115,133,149

Costs of Index Crimes in Van Buren County (1997 dollars)

	Murder	Rape	Assault	Robbery	Larceny	Burglary	Motor Vehicle Theft	Total
Medical Care	135,546	69,350	183,750	18,886	0	0	0	407,532
Future Earnings (Loss Wages)	6,876,792	198,250	316,540	35,492	31,559	17,592	11,410	7,487,635
Public Services	12,954	27,950	59,045	6,270	634,502	245,555	38,794	1,025,070
Property Damage & Loss	7,944	5,600	14,210	18,335	1,312,190	1,586,945	884,601	3,829,825
Subtotal (Monetary Cost)	7,033,230	301,150	573,545	79,002	1,978,251	1,850,092	934,805	12,750,075
Quality of Life	12,188,916	6,261,850	1,987,930	178,980	0	227,963	46,129	20,891,768
Total (Comprehensive Cost)	19,222,152	6,562,950	2,561,720	257,982	1,978,251	2,077,322	980,934	33,641,311

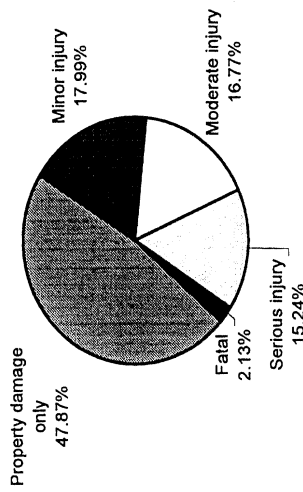
Van Buren County 1998

Alcohol-Involved Crashes

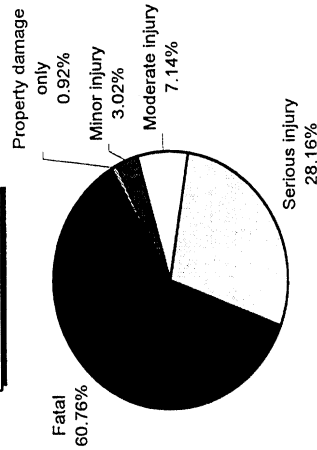
Traffic Crash Casualty Severity	Traffic Crash Casualties	Traffic Crash Costs
Property damage only	157	\$362,513
Minor injury	59	\$1,191,033
Moderate injury	55	\$2,820,620
Serious injury	50	\$11,123,450
Fatal	7	\$23,998,156
Total		\$39,495,772

Average cost of traffic crash casualty \$120,414

Traffic Crash Casualties



Traffic Crash Costs



Costs of Alcohol-Involved Traffic Crashes in Van Buren County (1997 dollars)

	Fatal	Serious Injury	Moderate Injury	Minor Injury	Property Damage Only	Total
Medical Care	155,778	1,164,750	235,620	115,876	21,666	1,693,690
Future Earnings (Loss Wages)	8,493,716	1,810,650	565,785	245,558	71,435	11,187,144
Public Services	8,925	18,050	12,155	7,965	4,867	51,962
Property Damage & Loss	83,370	249,300	226,325	180,422	204,100	943,517
Subtotal (Monetary Cost)	8,741,789	3,242,800	1,039,885	549,821	302,225	13,876,520
Quality of Life	15,256,367	7,880,650	1,780,680	641,212	60,288	25,619,197
Total (Comprehensive Cost)	23,998,156	11,123,450	2,820,620	1,191,033	362,513	39,495,772

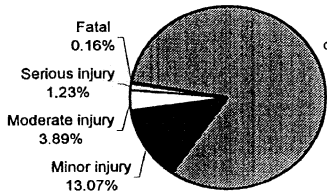
Washtenaw County 1998

Traffic Crash Casualty Severity	Traffic Crash Casualties	Traffic Crash Costs
Property damage only	17573	\$33,669,868
Minor injury	2813	\$55,455,482
Moderate injury	837	\$34,617,483
Serious injury	264	\$42,244,224
Fatal	34	\$108,196,568
Total		\$274,183,625
Average cost of traffic crash casualty		\$12,740

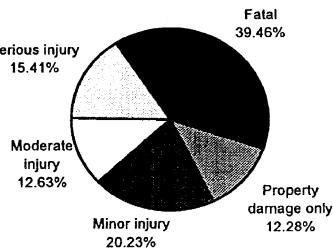
Index Crime Category	Number of Index Crimes	Index Crime Costs
Larceny	8674	\$10,330,734
Burglary	2295	\$6,504,030
Rape	171	\$22,445,289
Assault	898	\$9,389,488
Robbery	302	\$4,100,556
Motor vehicle theft	955	\$5,747,190
Murder	12	\$38,444,304
Total		\$96,961,591
Average cost of reported index crime		\$7,287

333

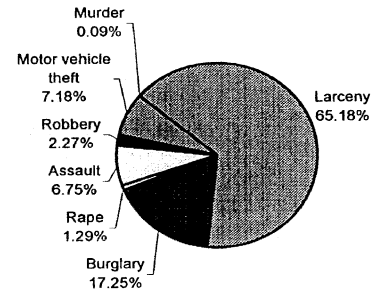
Traffic Crash Casualties



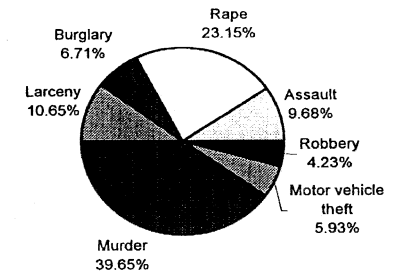
Traffic Crash Costs



Index Crimes



Index Crime Costs



Costs of Traffic Crashes in Washtenaw County (1997 dollars)						
	Fatal	Serious Injury	Moderate Injury	Minor Injury	Property Damage Only	Total
Medical Care	756,636	4,610,496	3,199,851	5,769,463	1,194,964	15,531,410
Future Earnings (Loss Wages)	35,807,168	6,220,632	6,516,882	10,903,188	5,605,787	65,053,657
Public Services	43,350	82,896	170,748	374,129	509,617	1,180,740
Property Damage & Loss	404,940	1,236,312	3,331,260	8,461,504	22,089,261	35,523,277
Subtotal (Monetary Cost)	37,012,128	12,150,600	13,218,741	25,505,471	29,382,056	117,268,996
Quality of Life	71,184,440	30,093,888	21,398,742	29,950,011	4,287,812	156,914,893
Total (Comprehensive Cost)	108,196,568	42,244,224	34,617,483	55,455,482	33,669,868	274,183,625

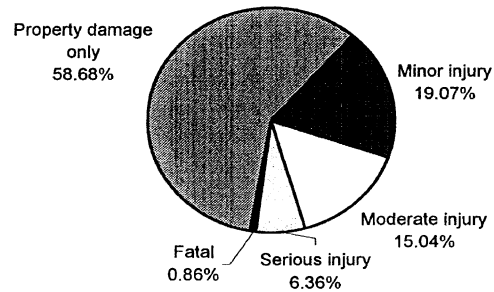
Costs of Index Crimes in Washtenaw County (1997 dollars)								
	Murder	Rape	Assault	Robbery	Larceny	Burglary	Motor Vehicle Theft	Total
Medical Care	271,092	237,177	673,500	300,188	0	0	0	1,481,957
Future Earnings (Loss Wages)	13,753,584	678,015	1,160,216	564,136	164,806	55,080	66,850	16,442,687
Public Services	25,908	95,589	216,418	99,660	3,313,468	768,825	227,290	4,747,158
Property Damage & Loss	15,888	19,152	52,084	291,430	6,852,460	4,968,675	5,182,785	17,382,474
Subtotal (Monetary Cost)	14,066,460	1,029,933	2,102,218	1,255,716	10,330,734	5,792,580	5,476,925	40,054,566
Quality of Life	24,377,832	21,415,527	7,286,372	2,844,840	0	713,745	270,265	56,908,581
Total (Comprehensive Cost)	38,444,304	22,445,289	9,388,488	4,100,556	10,330,734	6,504,030	5,747,190	96,961,591

Washtenaw County 1998

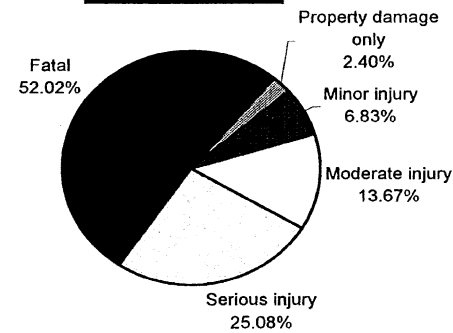
Alcohol-Involved Crashes

Traffic Crash Casualty Severity	Traffic Crash Casualties	Traffic Crash Costs
Property damage only	480	\$1,108,320
Minor injury	156	\$3,149,172
Moderate injury	123	\$6,307,932
Serious injury	52	\$11,568,388
Fatal	7	\$23,998,156
Total		\$46,131,968
Average cost of traffic crash casualty		\$56,396

Traffic Crash Casualties



Traffic Crash Costs



Costs of Alcohol-Involved Traffic Crashes in Washtenaw County (1997 dollars)

	Fatal	Serious Injury	Moderate Injury	Minor Injury	Property Damage Only	Total
Medical Care	155,778	1,211,340	526,932	306,384	66,240	2,266,674
Future Earnings (Loss Wages)	8,493,716	1,883,076	1,265,301	649,272	218,400	12,509,765
Public Services	8,925	18,772	27,183	21,060	14,880	90,820
Property Damage & Loss	83,370	259,272	506,145	477,048	624,000	1,949,835
Subtotal (Monetary Cost)	8,741,789	3,372,512	2,325,561	1,453,764	924,000	16,817,626
Quality of Life	15,256,367	8,195,876	3,982,248	1,695,408	184,320	29,314,219
Total (Comprehensive Cost)	23,998,156	11,568,388	6,307,932	3,149,172	1,108,320	46,131,968

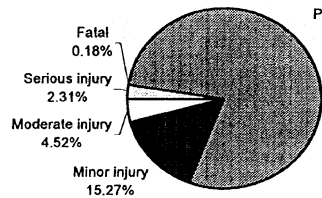
Wayne County 1998

Traffic Crash Casualty Severity	Traffic Crash Casualties	Traffic Crash Costs
Property damage only	111794	\$214,197,304
Minor injury	21958	\$432,880,012
Moderate injury	6502	\$268,916,218
Serious injury	3322	\$531,573,152
Fatal	255	\$811,474,260
Total		\$2,259,040,946
Average cost of traffic crash casualty		\$15,706

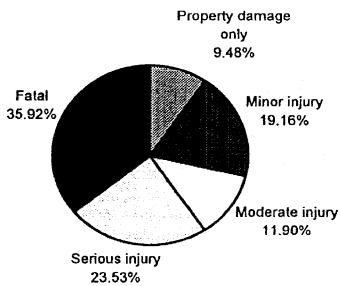
Index Crime Category	Number of Index Crimes	Index Crime Costs
Larceny	75115	\$89,461,965
Burglary	28984	\$82,140,656
Rape	1289	\$169,192,851
Assault	17702	\$185,092,112
Robbery	9852	\$133,770,456
Motor vehicle theft	36109	\$217,303,962
Murder	478	\$1,531,364,776
Total		\$2,408,326,778
Average cost of reported index crime		\$14,206

337

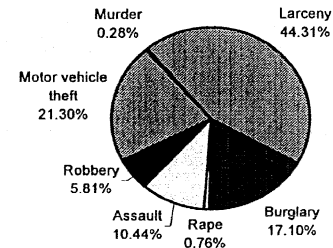
Traffic Crash Casualties



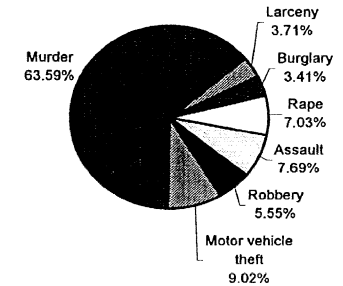
Traffic Crash Costs



Index Crimes



Index Crime Costs



Costs of Traffic Crashes in Wayne County (1997 dollars)

	Fatal	Serious Injury	Moderate Injury	Minor Injury	Property Damage Only	Total
Medical Care	5,674,770	58,015,408	24,857,146	45,035,858	7,601,992	141,185,174
Future Earnings (Loss Wages)	268,553,760	78,276,286	50,624,572	85,109,208	35,662,286	518,226,112
Public Services	325,125	1,043,108	1,326,408	2,920,414	3,242,026	8,857,081
Property Damage & Loss	3,037,050	15,556,926	25,877,960	66,049,664	140,525,058	251,046,658
Subtotal (Monetary Cost)	277,590,960	152,895,050	102,686,086	199,093,186	186,919,568	919,184,850
Quality of Life	533,883,300	378,681,424	166,230,132	233,786,826	27,277,736	1,339,859,418
Total (Comprehensive Cost)	811,474,260	531,573,152	268,916,218	432,880,012	214,197,304	2,259,040,946

Costs of Index Crimes in Wayne County (1997 dollars)

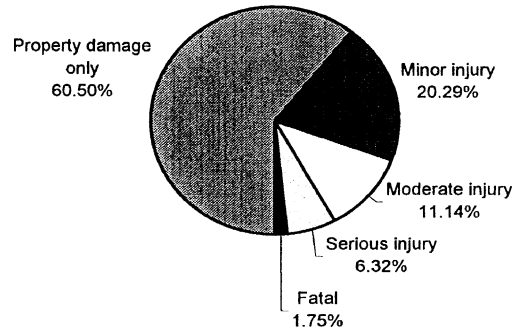
	Murder	Rape	Assault	Robbery	Larceny	Burglary	Motor Vehicle Theft	Total
Medical Care	10,798,498	1,787,843	13,276,500	9,792,888	0	0	0	35,655,729
Future Earnings (Loss Wages)	547,851,096	5,110,885	22,870,984	18,403,536	1,427,185	695,616	2,527,630	598,886,932
Public Services	1,032,002	720,551	4,266,182	3,251,160	28,693,930	9,709,640	8,593,942	56,267,407
Property Damage & Loss	632,872	144,368	1,026,716	9,507,180	59,340,850	62,750,360	195,963,543	329,365,889
Subtotal (Monetary Cost)	560,313,990	7,763,647	41,440,382	40,984,616	89,461,965	73,155,616	207,085,115	1,020,185,331
Quality of Life	971,050,308	161,430,493	143,634,028	92,805,840	0	9,014,024	10,218,847	1,388,153,540
Total (Comprehensive Cost)	1,531,364,776	169,192,851	185,092,112	133,770,456	89,461,965	82,140,656	217,303,962	2,408,326,778

Wayne County 1998

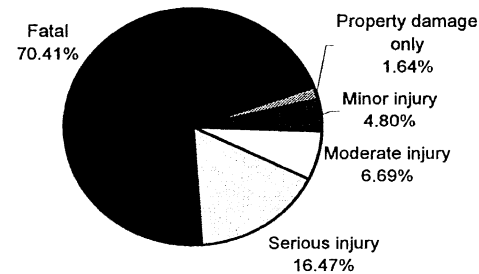
Alcohol-Involved Crashes

Traffic Crash Casualty Severity	Traffic Crash Casualties	Traffic Crash Costs
Property damage only	3486	\$8,049,174
Minor injury	1169	\$23,598,603
Moderate injury	642	\$32,924,328
Serious injury	364	\$80,978,716
Fatal	101	\$346,259,108
Total		\$491,809,929
Average cost of traffic crash casualty		\$85,354

Traffic Crash Casualties



Traffic Crash Costs



Costs of Alcohol-Involved Traffic Crashes in Wayne County (1997 dollars)

	Fatal	Serious Injury	Moderate Injury	Minor Injury	Property Damage Only	Total
Medical Care	2,247,654	8,479,380	2,750,328	2,295,916	481,068	16,254,346
Future Earnings (Loss Wages)	122,552,188	13,181,532	6,604,254	4,865,378	1,586,130	148,789,482
Public Services	128,775	131,404	141,882	157,815	108,066	667,942
Property Damage & Loss	1,202,910	1,814,904	2,641,830	3,574,802	4,531,800	13,766,246
Subtotal (Monetary Cost)	126,131,527	23,607,584	12,138,294	10,893,911	6,710,550	179,481,866
Quality of Life	220,127,581	57,371,132	20,785,392	12,704,692	1,338,624	312,327,421
Total (Comprehensive Cost)	346,259,108	80,978,716	32,924,328	23,598,603	8,049,174	491,809,929

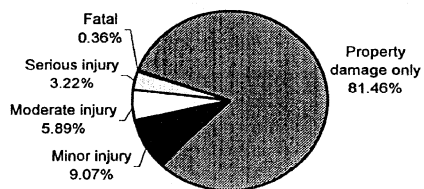
Wexford County 1998

Traffic Crash Casualty Severity	Traffic Crash Casualties	Traffic Crash Costs
Property damage only	2254	\$4,318,664
Minor injury	251	\$4,948,214
Moderate injury	163	\$6,741,517
Serious injury	89	\$14,241,424
Fatal	10	\$31,822,520
Total		\$62,072,339
Average cost of traffic crash casualty		\$22,433

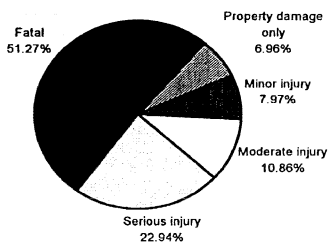
Index Crime Category	Number of Index Crimes	Index Crime Costs
Larceny	726	\$864,666
Burglary	216	\$612,144
Rape	31	\$4,069,029
Assault	65	\$679,640
Robbery	6	\$81,468
Motor vehicle theft	63	\$379,134
Murder	3	\$9,611,076
Total		\$16,297,157
Average cost of reported index crime		\$14,682

341

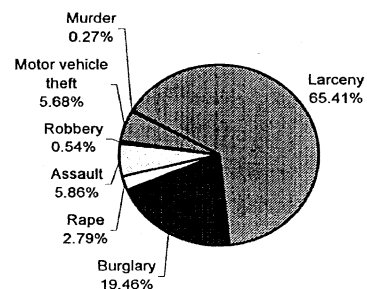
Traffic Crash Casualties



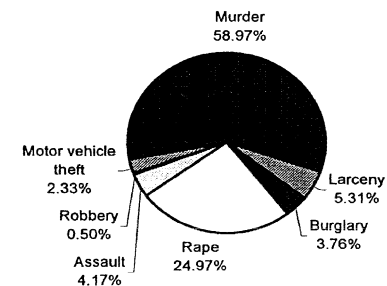
Traffic Crash Costs



Index Crimes



Index Crime Costs



Costs of Traffic Crashes in Wexford County (1997 dollars)

	Fatal	Serious Injury	Moderate Injury	Minor Injury	Property Damage Only	Total
Medical Care	222,540	1,554,296	623,149	514,801	153,272	3,068,058
Future Earnings (Loss Wages)	10,531,520	2,097,107	1,269,118	972,876	719,026	15,589,647
Public Services	12,750	27,946	33,252	33,383	65,366	172,697
Property Damage & Loss	119,100	416,787	648,740	755,008	2,833,278	4,772,913
Subtotal (Monetary Cost)	10,885,920	4,096,225	2,574,259	2,275,817	3,768,688	23,600,909
Quality of Life	20,936,600	10,145,288	4,167,258	2,672,397	549,976	38,471,519
Total (Comprehensive Cost)	31,822,520	14,241,424	6,741,517	4,948,214	4,318,664	62,072,339

Costs of Index Crimes in Wexford County (1997 dollars)

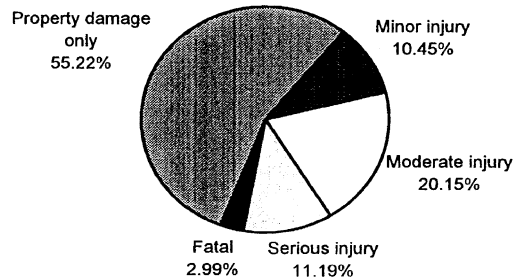
	Murder	Rape	Assault	Robbery	Larceny	Burglary	Motor Vehicle Theft	Total
Medical Care	67,773	42,997	48,750	5,964	0	0	0	165,484
Future Earnings (Loss Wages)	3,438,396	122,915	83,980	11,208	13,794	5,184	4,410	3,679,887
Public Services	6,477	17,329	15,665	1,980	277,332	72,360	14,994	406,137
Property Damage & Loss	3,972	3,472	3,770	5,790	573,540	467,640	341,901	1,400,085
Subtotal (Monetary Cost)	3,516,615	186,713	152,165	24,948	864,666	545,184	361,305	5,651,596
Quality of Life	6,094,458	3,882,347	527,410	56,520	0	67,176	17,829	10,645,740
Total (Comprehensive Cost)	9,611,076	4,069,029	679,640	81,468	864,666	612,144	379,134	16,297,157

Wexford County 1998

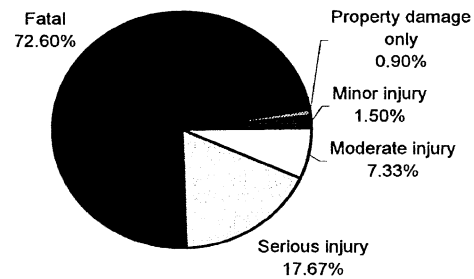
Alcohol-Involved Crashes

Traffic Crash Casualty Severity	Traffic Crash Casualties	Traffic Crash Costs
Property damage only	74	\$170,866
Minor injury	14	\$282,618
Moderate injury	27	\$1,384,668
Serious injury	15	\$3,337,035
Fatal	4	\$13,713,232
Total		\$18,888,419
Average cost of traffic crash casualty		\$140,958

Traffic Crash Casualties



Traffic Crash Costs



343

Costs of Alcohol-Involved Traffic Crashes in Wexford County (1997 dollars)

	Fatal	Serious Injury	Moderate Injury	Minor Injury	Property Damage Only	Total
Medical Care	89,016	349,425	115,668	27,496	10,212	591,817
Future Earnings (Loss Wages)	4,853,552	543,195	277,749	58,268	33,670	5,766,434
Public Services	5,100	5,415	5,967	1,890	2,294	20,666
Property Damage & Loss	47,640	74,790	111,105	42,812	96,200	372,547
Subtotal (Monetary Cost)	4,995,308	972,840	510,489	130,466	142,450	6,751,553
Quality of Life	8,717,924	2,364,195	874,152	152,152	28,416	12,136,839
Total (Comprehensive Cost)	13,713,232	3,337,035	1,384,668	282,618	170,866	18,888,419

References

- Miller, T. (1993). Costs and Functional Consequences of U.S. Roadway Crashes. *Accident Analysis & Prevention*, 25(5).
- Miller, T., Cohen, M., and Wiersema, B. (1996). Crime in the United States: Victim Costs and Consequences. Research *In Brief*, National Institute of Justice. Grant #90-IJ-CX-0050.
- Miller, T., Demes, J., and Bovbjerg, R. (1993). Child Seats: How Large are the Benefits and Who Should Pay? *Child Occupant Protection*, SP-986:81-89. Warrendale, PA: Society for Automotive Engineers.
- State of Michigan (1998). *UD-IO Traffic Crash Report Instruction Manual*. Lansing, MI: Michigan Department of State Police.
- Streff, F.M. and Molnar, L.J. (1990). *Estimating Costs of Traffic Crashes and Crime: Tools for Improved Decision Making*. Ann Arbor, MI: University of Michigan Transportation Research Institute.
- Streff, F.M. and Molnar, L.J. (1994). *Societal Costs of Traffic Crashes and Crime in Michigan: A Four-Year Update*. Ann Arbor, MI: University of Michigan Transportation Research Institute.
- Streff, F.M., Molnar, L.J., Cohen, M.A., Miller, T.R., and Rossman, S.B. (1992). Estimating Costs of Traffic Crashes and Crime: Tools for Informed Decision Making. *Journal of Public Health Policy*, 13(4):451-471.

Appendix

Costs per Police-Reported Crash Victim and Crime in Michigan: Methods Supplement

Costs per Police-Reported Crash Victim and Crime in Michigan:
Methods Supplement

Ted R. Miller

Maury S. Galbraith

Pacific Institute for Research and Evaluation

8201 Corporate Drive, Suite 220, Landover, MD 20785

The costs of crime and motor-vehicle crashes were computed in a compatible manner. The cost categories included are:

- **Medical Care** includes payments for hospital and physician care, as well as rehabilitation, prescriptions, allied health services, medical devices, coroner costs, premature funeral expenses, and insurance claims processing costs. Also included in this category are victim legal expenses incurred in recovering medical costs from at-fault drivers and their insurers.
- **Future Earnings** include wages, fringe benefits, and housework lost by injury victims. The value of lost school days also is included for crime victims. We include insurance claims processing costs (for example, life insurance claims for fatalities and Workers' Compensation claims for people victimized while working) and legal expenses incurred in recovering productivity losses from at-fault drivers and their insurers.
- **Public Services** include initial police response and follow-up investigation, as well as emergency medical transport and fire service response to highway crashes.
- **Property Damage and Loss** is the value of property damage and of property taken and not recovered, plus property insurance claims administration costs that arise in compensating victims' property losses.
- **Quality of Life** places a dollar value on the pain, suffering, and other intangible losses resulting from injury and fear. For crime, these values come from jury awards for pain,

suffering, and lost quality of life due to physical injuries and fear. For murders and highway crashes, this value is computed from the amount people routinely spend (in dollars or time) to reduce their risk of death and injury.

We deliberately excluded one of the largest tangible costs associated with crime, the cost of operating the criminal justice system. Society devotes sizable resources to preventing and punishing criminal activity. Our cost estimates are designed to assess the impact of crime on victims, not society's response to crime. Even within that context, it excludes some fear-related costs -- such as a burglar alarm or a tube of pepper spray purchased after a break-in or a crime-induced change in job or housing. Mental health care costs also are excluded.

Data Sets Used:

Our costing relied primarily on three data sets:

- The National Highway Traffic Safety Administration's (NHTSA's) National Accident Sampling System (NASS) annually samples 10,000 - 15,000 police-reported crashes. Injury cases are investigated in detail, often including a review of medical records and interviews with the crash victims 60 to 90 days after injury. The NASS sample design was fully implemented in 1982 and operated until partway through 1986. We used the 1982-1985 NASS files in computing cost per case by severity.
- The National Crime Victimization Survey (NCVS), conducted by the Census Bureau for the National Institute of Justice, polls a sample of the U.S. population about victimization and its consequences. Interviews are conducted every six months, with panels of respondents included for six surveys each. Each interview covers only new victimization, not the long-term consequences of prior victimizations. Most costs per crime are averages from 1987-1990 NCVS data. We restricted our NCVS analysis to police-reported cases.
- The Detailed Claims Information (DCI) file of the National Council on Compensation Insurance longitudinally tracks injury costs and consequences for a sample of people suffering disabling workplace injury. We used a 450,000-injury file spanning a period from 1979 through mid-1988.

Motor Vehicle Crash Costs:

Many of the methods used here are described in more detail in Miller (1993), Miller, Pindus, et al. (1995), and Miller et al. (1991). Some calculations use updated data or improved approaches.

Medical Care:

We used data from NASS on the type of medical treatment received (including duration of the initial short-term hospital stay) and the duration of acute care stay for hospitalized injuries. The NASS-incidence counts by treatment status and injury grouping were combined with DCI payments per case for nonhospitalized cases and DCI payments per hospital day and percentage of lifetime payments associated with the initial admission for hospitalized cases (Miller, Pindus, et al., 1995).

For fatalities, average medical payments came from 1985 Workers' Compensation data covering 3,334 deaths spread across 41 states and the District of Columbia (see Miller, Pindus et al., 1995, for details). No other source was available that described payments per fatality except a few studies of payments for patients treated at a specific trauma center. Coroner and funeral costs are from provider surveys.

Public Services:

We used National Medical Care Utilization and Expenditure Survey (NMCUES) data on emergency medical service costs by hospitalization status and NASS data on the frequency of transport for crash injuries. Coupling published data on police salaries and fringe benefits with data from automated police call systems on the police time spent per response yielded costs per police response by nature of call. NASS counts police-reported injuries, while Rice et al. (1989) report total injuries, allowing computation of a percentage responding. Fire department costs are modest. We estimated them from national fire services statistics on costs per call and number of motor vehicle calls.

Future Earnings:

Productivity losses were estimated in three steps. First we captured days lost per

worker in the short term directly from NASS data. Using DCI and NASS data we computed probabilities of permanent work-related disability for crash injury.

We multiplied short-term days lost times average U.S. wages, plus a 20 percent allowance for fringe benefits. Using the age and sex distribution of those injured, we computed average lifetime earnings (used to compute losses for fatalities and permanent disabilities) at a 2.5-percent discount rate and a 1-percent productivity growth rate. The computations used the basic approach in Rice et al. (1989) but with 1991 household structures and earnings profiles.

We assumed household production days lost for workers were 365/243 times the workdays lost. For others, we assumed the days lost equaled the losses for workers with comparable injuries. We applied the valuation methods in Douglass, Kenney, and Miller (1990) with 1991 demographics to value household production by age and sex, then used a 0-percent productivity growth rate in valuing lifetime household production.

Property Damage and Loss:

Property damage costs came from Blincoe and Faigin (1992). They are based on insurance industry data.

Quality of Life:

To value lost quality of life for fatalities, we started with the mean after-tax value of a statistical life from the literature synthesis by Miller (1990)--\$2.6 million 1992 dollars. From this we subtracted the mean lifetime after-tax earnings, fringe benefits, and household production of \$610,000. We labeled the residual value as pain, suffering, and lost quality of life. To value the losses for nonfatal injuries, we started with physician ratings of the typical functional capacity loss over time on six dimensions: mobility, cognitive, daily living (ability to grasp, bend, and lift), sensory, cosmetic, and pain. We used population survey data to combine these losses and the probability of disability (discussed above) into a percentage utility loss resulting from the injury. The quality of life lost to a nonfatal injury is the product of the value of a statistical life and the utility loss.

Crime Costs:

The methods used here are described in more detail in Miller, Cohen, and Wiersema (1996).

Medical Care:

Medical costs for nonhospitalized injury are averages from 1987-1990 NCVS data. NCVS medical care and wage loss costs cover only a few months after injury. Longer-term costs came from the DCI. To collapse the DCI data into NCVS injury categories, we used cause-coded hospital discharge data on assaults/robberies and rapes with injury from California, Vermont, and Washington and cause-coded emergency department data from a convenience sample of 21 emergency rooms (across 9 communities). Because of non-matches in definitions of short-term between the NCVS and DCI files, except for knife and gunshot wounds (taken from Miller and Cohen, 1994), we used the health care system's lengths of stay and DCI data to compute medical costs for hospitalized injury.

Public Services:

Because separate data on violence are unavailable, we assumed medically treated, police-reported violent injuries were transported by ambulance and transferred between facilities at the rates for all injuries seen in emergency departments. Emergency transport costs and rates were national averages from the 1987 National Medical Expenditure Survey. Transfer frequency came from the National Electronic Injury Surveillance System. Police investigation costs per reported incident were estimated from police time spent (Miller, Cohen, and Rossman, 1993).

Future Earnings:

The short-term wage loss per crime is an average from 1987-1990 NCVS data. Using the methods in Miller, Cohen, and Rossman (1993), we computed and valued lost housework days per adult and lost school days per student from wage days lost per employed victim. Permanent disability probabilities were computed from the DCI data (following the methods in Miller, Pindus, et al., 1995) and the cause-coded injury data. The lifetime wage and household production losses were valued from the age and sex distribution of crime victims using the same data and methods as for motor vehicle crashes.

Property Damage and Loss

Property damage and loss by crime is an average from 1987-1990 NCVS data.

Quality of Life:

Quality-of-life losses for murders were computed in the same way as for crash fatalities. Estimating values of pain, suffering, fear, and lost quality of life involved analyzing jury awards to crime victims (Cohen and Miller, 1994). The average loss for assault/robbery with injury was within 5% of the average loss using the methods used for motor vehicle crash costs. (We were unable to apply that method to compute losses due to rape.)

Adapting Costs To Michigan:

National cost estimates were inflated to 1997 dollars using inflators (medical spending per capita, employment cost index, and consumer price index--all items) calculated from the Economic Report of the President. 1999. Costs per incident were adjusted to Michigan using ratios of Michigan to national costs. The medical and composite price ratios were calculated from the ACCRA Cost of Living Index. The wage ratio was calculated from estimates of personal income per capita by state in the Statistical Abstract of the United States. 1995.

References

- ACCRA, ACCRA Cost of Living Index. 2nd-4th Qrts. 1993, Louisville, KY, 1994.
- Blincoe, Lawrence J., and Barbara Faigin. The Economic Cost of Motor Vehicle Crashes. 1990, National Highway Traffic Safety Administration, Report No. DOT HS 807 876, 1992.
- Bureau of the Census. United States Statistical Abstract 1995, Washington, DC: U.S. Government Printing Office, 1994.
- Cohen, MA and TR Miller. Pain and Suffering of Crime Victims: Evidence from Jury Verdicts, Working Paper, Vanderbilt University, 1994.
- Council of Economic Advisors. Economic Report of the President, Washington, DC: U.S. Government Printing Office, 1999.
- Douglass, JB, GM Kenney, and TR Miller. "Which Estimates of Household Production Are Best?" Journal of Forensic Economics, 4:1, pp.25-46, 1990.
- Miller, TR. "Costs and Functional Consequences of U.S. Roadway Crashes," Accident Analysis and Prevention, 25:5, 593-607, 1993.
- Miller, TR. "The Plausible Range for the Value of Life: Red Herrings Among the Mackerel," Journal of Forensic Economics, 3:3, Fall 1990, 75-89; reprinted in A Hedonics Primer for Economists and Attorneys, JO Ward (ed.), Lawyers and Judges Publishing Co., Tucson, AZ, 1992.
- Miller, TR and MA Cohen. "Costs of Penetrating Injury," in Textbook of Penetrating Trauma, R. Ivatury and C.G. Cayten, ed., Philadelphia: Lee and Febiger, forthcoming, 1994.
- Miller, TR, MA Cohen, and SB Rossman. "Victim Costs of Violent Crime and Resulting Injuries," Health Affairs, 12:4, 186-197, 1993.
- Miller, TR, MA Cohen, and B Wiersema. "Crime in the United States: Victim Costs and Consequences" Research in Brief, National Institute of Justice, Grant # 90-IJ-CX-0050, 1994.

Miller TR, NM Pindus, JB Douglass, and SB Rossman. Nonfatal Injury Incidence, Costs, and Consequences: A Data Book, The Urban Institute Press, 1995.

Miller, TR, J Viner, et al. The Costs of Highway Crashes, Washington, DC: The Urban Institute and Federal Highway Administration, 1991.

Rice DP, EJ MacKenzie, and Associates. Cost of Injury in the United States: A Report to Congress, San Francisco, CA: University of California and Johns Hopkins University, 1989.