

Color Measurement and Color Theory: II. Opponent-Colors Theory

DAVID H. KRANTZ

*Department of Psychology, University of Michigan,
330 Packard Road, Ann Arbor, Michigan 48104*

Quantitative opponent-colors theory is based on cancellation of redness by admixture of a standard green, of greenness by admixture of a standard red, of yellowness by blue, and of blueness by yellow. The fundamental data are therefore the equilibrium colors: the set A_1 of lights that are in red/green equilibrium and the set A_2 of lights that are in yellow/blue equilibrium. The result that a cancellation function is linearly related to the color-matching functions can be proved from more basic axioms, particularly, the closure of the set of equilibrium colors under linear operations. Measurement analysis treats this as a representation theorem, in which the closure properties are axioms and in which the colorimetric homomorphism has the cancellation functions as two of its coordinates.

Consideration of equivalence relations based on opponent cancellation leads to a further step: analysis of equivalence relations based on direct matching of hue attributes. For additive whiteness matching, this yields a simple extension of the representation theorem, in which the third coordinate is luminance. For other attributes, precise representation theorems must await a better qualitative characterization of various nonlinear phenomena, especially the veiling of one hue attribute by another and the various hue shifts.

Part I of this series (Krantz, 1975) presented the theory of Grassmann structures. Recall that a Grassmann structure is a quadruple $\langle A, \oplus, *, \sim \rangle$, such that $\langle A, \oplus, * \rangle$ is a convex cone (Axioms 1 and 2), \sim is an equivalence relation (Axiom 3), and Grassmann's additivity law holds (Axioms 4 and 5). The set A is interpreted as the set of colored lights, or spectral radiance distributions; \oplus and $*$ are interpreted respectively as additive color mixture and multiplication by positive scalars; and \sim is the binary relation of metameric matching. Besides the relation \sim , which led to a trichromatic Grassmann structure (Axiom 6), we considered related measurement

This paper revises an earlier technical report with the same title, supported by NSF grants GB 4947 and GB 8181. Preparation of this manuscript was supported by NSF GB 36642X. The author is grateful to Edward Pugh for helping him to see that the need for rewriting was greater than the need for hasty publication.

theories for dichromatic structures and for 1-chromatic Grassmann codes, such as the codes based on photopigment absorption.

From the standpoint of measurement theory, the goal of a color theory is to obtain a simultaneous homomorphic representation of as many different perceptual relations as possible. This was illustrated in part I by the nearly unique homomorphism which simultaneously represents normal metameric matching and three independent dichromatic reduction structures. In the present paper, we develop a measurement theory in which certain perceptual attributes, especially the opponent hue attributes, are simply represented.

EQUILIBRIUM COLORS

Achromatic Colors

For some colors, hue is absent. We may designate these achromatic colors as a subset B of the set A . Many classical studies involve determinations of which colors are in B ; for example, experiments on complementary wavelengths (Sinden, 1923), least perceptible colorimetric purity (Priest & Brickwedde, 1938), and whiteness of broad-band lights (Hurvich & Jameson, 1951).

The metamerism relations which were the focus of part I depend only slightly, if at all, on viewing conditions (so long as the matches are symmetric, i.e., both lights are viewed under identical conditions); but perceptual qualities, such as achromaticity, vary enormously as a function of adaptation, successive contrast, and simultaneous contrast. The set B should therefore be subscripted with the viewing conditions. We suppress a formal subscript only to keep notation light.

Not only the set B , but also the qualitative laws or axioms satisfied by B may change with changes in the viewing conditions. For example, in the neutral-adapted state, with no significant contrast, it may be reasonable to expect that the additive mixture of achromatic lights is again achromatic, i.e., that B is closed under the operation \oplus . (Curiously, this rather important property seems not to have been investigated directly.) But such an additivity property is very unlikely to hold when colors are viewed with chromatic surrounds. For example, a light b , which in neutral circumstances is pink, may appear achromatic in a suitably chosen red surround. Yet $b \oplus b$ (double the intensity) may again appear pink. Thus, b is in B , yet $b \oplus b$ is not.

The term "equilibrium" is applied to achromatic colors by analogy with static equilibrium of forces. The presence of hue is analogous to the presence of acceleration, i.e., to a nonzero resultant force. The "chromatic vector" can be measured by finding a complementary color which restores achromaticity, just as the resultant force vector can be measured by equilibration. We shall see below that this is not a casual analogy: if the achromatic set B is in fact additive with respect to \oplus , then the measurement theories of chromatic vectors and resultant force vectors (Krantz, 1973) are isomorphic.

Partial Equilibria: Opponent Hues

Hering (1878) noted that colors can be classified as reddish or greenish or neither, but that redness and greenness are not simultaneously attributes of a color. If we add increasing amounts of a green light to a reddish light, the redness of the mixture decreases, disappears, and gives way to greenness. At the point where redness is gone and greenness is not yet present, the color may be yellowish, bluish, or achromatic. We speak of a partial chromatic equilibrium, with respect to red/green. The subset of all red/green equilibria is denoted A_1 . (It goes without saying that A_1 depends on viewing conditions.)

Similarly, yellow and blue are identified as opponent hues, and we let A_2 be the subset of yellow/blue equilibrium colors. Such colors may be reddish, greenish, or achromatic, but are neither yellowish nor bluish.

Colors are in both partial equilibrium sets if and only if they are achromatic; that is,

$$A_1 \cap A_2 = B.$$

Just as the chromaticness vector of a color can be evaluated in terms of the complementary, so the redness of a color can be evaluated by cancellation with a green light, and vice versa. Such quantitative evaluations were undertaken by Jameson and Hurvich (1955).

Formally, let a_1 denote a reddish stimulus and let b_1 denote a greenish one. If c is not in A_1 , then c is either reddish, in which case there exists a positive scale factor t , such that $c \oplus (t * b_1)$ is in A_1 , or else c is greenish and for some $t > 0$, $c \oplus (t * a_1)$ is in A_1 . The *cancellation coefficient* $\phi_1(c)$ can be set equal to t in the former case or to $-t$ in the latter case. If c is in A_1 , then nothing need be added and we set $\phi_1(c) = 0$.

Figure 1 plots ϕ_1 values measured by Jameson and Hurvich (1955) by the cancellation technique just described. For b_1 , the greenish cancellation stimulus, they used a monochromatic A_2 light (490 and 500 nm for their two observers). For the reddish cancellation stimulus a_1 , they used a 700 nm light, which is not an A_2 equilibrium (all the extreme long wavelength red lights appeared slightly yellowish). The unit amounts of a_1 , b_1 are chosen so that $a_1 \oplus b_1$ is an A_1 equilibrium; thus $\phi_1(a_1) = 1$, $\phi_1(b_1) = -1$. The cancellation observations for Fig. 1 were obtained for a 10 mL equal-brightness spectrum, with a neutral white adaptation of the same brightness. The data were transformed by multiplying by luminous efficiency, so that the ordinate plotted in Fig. 1 is $\phi_1(c_\lambda)$, where c_λ denotes a light of wavelength λ and unit radiance. (For simplicity we sometimes abbreviate $\phi_1(c_\lambda)$ simply as $\phi_1(\lambda)$.)

Note that the endpoint of the cancellation process, for each wavelength λ , is always an A_1 equilibrium color, varying from yellowish white (for λ in the orange or yellow-green range) to bluish white (for λ in the far violet part of the spectrum). The monochromatic A_1 lights appear in the yellow, around 580 nm, and in the blue, around 475 nm.

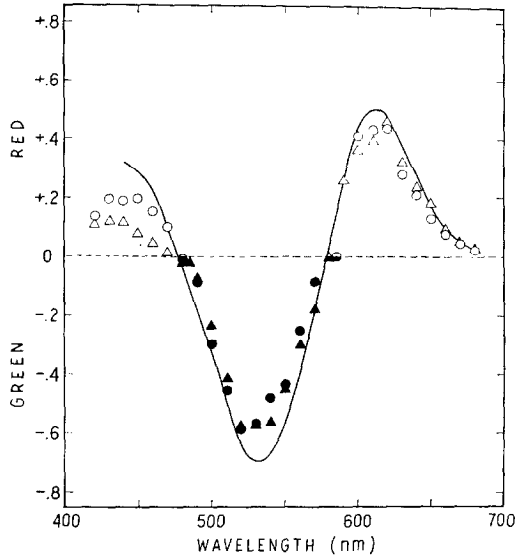


FIG. 1. Opponent-cancellation coefficients for redness (open symbols) and greenness (filled symbols) for observers *H* (circles) and *J* (triangles), for an equal-energy spectrum. Data replotted from Jameson and Hurvich (1955). The solid line is a linear functional for the CIE Standard Observer (Judd, 1951).

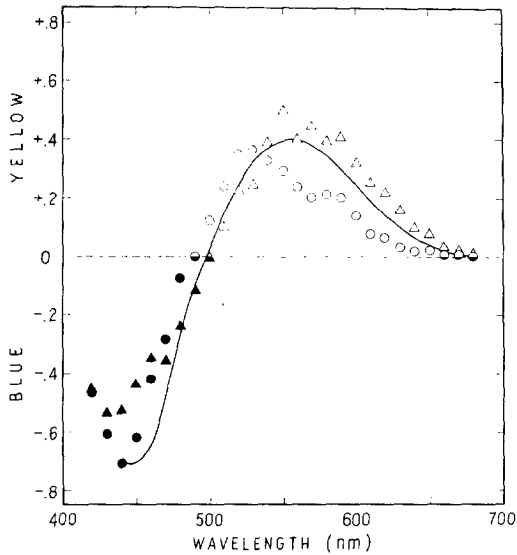


FIG. 2. Yellow/blue cancellation coefficient (details as in Fig. 1).

Similarly, Jameson and Hurvich obtained the yellow/blue cancellation coefficient $\phi_2(c_\lambda)$, shown in Fig. 2. They employed A_1 cancellation lights: the equilibrium yellow of Fig. 1 was used to cancel blueness, in amounts shown as negative ordinates in the short-wavelength end of the spectrum, and similarly, equilibrium blue was used to obtain the ϕ_2 values for long-wavelength, yellowish lights. The figure shows clearly the monochromatic A_2 equilibrium around 500 nm and also shows that all long-wavelength lights are slightly yellowish, since a small amount of blue must be added. Other details are the same as for the red/green function of Fig. 1.

Note that measurement of a partial equilibrium is a straightforward one-dimensional procedure. The intensity of any reddish light can be varied to obtain a measure of greenness, etc. By contrast, finding a full hue equilibrium—a complement, relative to an achromatic white—is a trickier, two-dimensional operation.

Linearity Assumptions in the Cancellation Procedure

Let us try to formulate precisely the empirical facts about A_1 and A_2 equilibrium colors that must be assumed if the above-described cancellation procedure is to have a simple interpretation. First, there is the fact that cancellation is possible. This can be translated into a formal assumption as follows:

*There exist a_1 and b_1 in A , such that for any c in $A - A_1$, either $c \oplus (t * a_1)$ or $c \oplus (t * b_1)$ is in A_1 , for some $t > 0$.*

The a_1 , b_1 in question can be used as reddish and greenish cancellation stimuli. We shall not adopt this as a formal axiom, because it follows from other assumptions (Lemma 3 below).

Secondly, the functions of Figs. 1 and 2 would not be very meaningful if they depended on the particular choice of a_1 and b_1 used for cancellation. Changing from a_1 to a_1' should produce a proportional change in all ϕ_1 values, corresponding to a change of units. Formally we require:

*If $c \oplus (t * a_1)$, $d \oplus (u * a_1)$, $c \oplus (t' * a_1')$, and $d \oplus (u' * a_1')$ are all in A_1 , then $t/t' = u/u'$.*

This is also a consequence of the axioms we shall assume.

Third, and most basic, the functions plotted in Figs. 1 and 2 are only useful if the cancellation coefficients ϕ_1 and ϕ_2 are linear functionals. That is, we require that the following equations hold:

$$\phi_i(t * a) = t\phi_i(a); \quad (1)$$

$$\phi_i(a \oplus b) = \phi_i(a) + \phi_i(b). \quad (2)$$

If Eq. (1) holds, then the cancellation coefficient is proportional to intensity. Thus, the curve for an equal-radiance spectrum allows predictions for any other radiance values.

Without this property, it would not be useful to transform the measurements for a 10 mL equal-brightness spectrum to equal radiance. If in addition, Eq. (2) holds, then the curves of Figs. 1 and 2 can be used to predict the cancellation coefficients for nonspectral lights; for a light c with a continuous spectral density function $c(\lambda)$ we have the integral formula $\phi_i(c) = \int c(\lambda) \phi_i(\lambda) d\lambda$.

Note that Eqs. (1) and (2) imply the independence-of-cancellation-addend property mentioned above; for if the mentioned colors all have ϕ_1 values of 0, then we obtain $-\phi_1(c) = t\phi_1(a_1) = t'\phi_1(a_1')$ and $-\phi_1(d) = u\phi_1(a_1) = u'\phi_1(a_1')$. Therefore $t/t' = \phi_1(a_1')/\phi_1(a_1) = u/u'$.

In Figs. 1 and 2 the data points are the cancellation coefficients measured for two observers, as described above, but the continuous curves are based on a particular linear functional defined on the CIE coordinates, suggested by Judd (1951). The fit is perhaps as good as can be expected, in view of the fact that there are considerable quantitative differences between the two observers, yet the linear functional is not based on the individual color-matching functions, rather on the CIE Standard Observer. Furthermore, the linear functional was not optimized to fit these data.

It might seem that the best way to test linearity would be to determine both the color-matching functions (a homomorphic representation of the Grassmann structure $\langle A, \oplus, *, \sim \rangle$) and the cancellation function within the same observer and then to find the best-fitting linear relationship between them. This would be arduous. And it is unnecessary. The next two subsections show that a much simpler line of attack is decisive.

Closure Properties for Equilibrium Colors

The linearity equations (1), (2) for cancellation coefficients have two simple implications concerning the equilibrium sets A_i : (i) closure under scalar multiplication; and (ii) closure under addition/subtraction. More precisely:

- (i) *If a is in A_i , then $t * a$ is in A_i .*
- (ii) *If a is in A_i , then b is in A_i if and only if $a \oplus b$ is in A_i .*

These properties bear a strong resemblance to Grassmann's additivity laws (Axioms 5 and 4 of Krantz, 1975) and we shall show below that in fact they lead to 1-chromatic Grassmann structures for red/green and yellow/blue cancellation equivalence. Property (i) is closely related to invariance of equilibrium colors with respect to the Bezold-Brücke hue shift and property (ii) is similarly related to invariance with respect to the Abney hue shift. Experimental tests of these properties, and discussion of their relations to hue-shift invariances, may be found in Larimer, Krantz, and Cicerone (1974, 1975).

Clearly, the truth of (i) and (ii), like the equilibrium sets A_1 and A_2 themselves, is tied to the choice of viewing conditions. It was indicated above that such closure

properties may be expected to fail for the achromatic colors, $B = A_1 \cap A_2$, under conditions of simultaneous contrast; a similar argument can be applied to each of the partial equilibrium sets, A_1 and A_2 .

Opponent Cancellation and Metameric Matching

Let us consider the consequences of the equilibrium-closure assumptions (i) and (ii) for metameric color matching. Let us choose as our primaries an equilibrium red a_1 , an equilibrium yellow a_2 , and an achromatic light a_3 . That is, a_1 is a reddish A_2 light, a_2 is a yellowish A_1 light, and a_3 is in $A_1 \cap A_2$. Suppose that the light to be matched, c , is blue-green. We can first add just enough red light to c so as to cancel the greenness; i.e., we determine the cancellation coefficient, $\phi_1(c) = -t_1$, such that

$$c \oplus (t_1 * a_1)$$

is in A_1 . Next we determine the cancellation coefficient $\phi_2(c) = -t_2$, by cancelling the blueness with yellow:

$$c \oplus (t_2 * a_2)$$

is in A_2 .

Since $c \oplus (t_1 * a_1)$ and a_2 are both in A_1 , by the closure properties,

$$c \oplus (t_1 * a_1) \oplus (t_2 * a_2)$$

is also in A_1 . But by a symmetric argument, it is also in A_2 . Therefore it is achromatic. Since $t_3 * a_3$ is achromatic for every t_3 (closure property (i), for both A_1 and A_2), we can vary t_3 so as to produce a color match:

$$c \oplus (t_1 * a_1) \oplus (t_2 * a_2) \sim t_3 * a_3.$$

Therefore the tristimulus coefficients of c , relative to the primaries a_1, a_2, a_3 , are given by the vector

$$(-t_1, -t_2, t_3) = (\phi_1(c), \phi_2(c), t_3).$$

This argument shows that the cancellation coefficients ϕ_1 and ϕ_2 are two out of three coordinates of a homomorphic representation for $\langle A, \oplus, *, \sim \rangle$, based on a suitable choice of equilibrium colors as primaries. It follows automatically that ϕ_1 and ϕ_2 are linear functionals on $\langle A, \oplus, *, \sim \rangle$, and can be expressed as linear combinations of any other coordinate system (see Krantz, 1975).

The above argument is really the core of this paper. (The only nonrigorous step was the assertion of a match between the two achromatic colors for suitable choice of t_3 . This step is intuitive, but in the formal proof below, I shall justify it rigorously

on the basis of trichromacy.) It shows how the closure properties (i) and (ii) lead to the conclusion that the cancellation functions ϕ_i are linear codes.

Figure 3 illustrates the above argument graphically on the CIE chromaticity diagram. The shaded triangle assumes that b_2 (equilibrium green), rather than a_2 (equilibrium red) is used as a primary, along with a_1 and a_3 . (This would be more practical from the standpoint of instrumentation.) Under the closure properties (i) and (ii), the equilibrium loci A_1 and A_2 plot as straight lines in the subject's own chromaticity chart (or on the CIE one, if the subject's color matches are those of the CIE standard observer). In order for one of the color matching functions to coincide with the red/green cancellation coefficient, it must vanish on the A_1 locus, i.e., the other two of the three primaries must lie on the A_1 locus. Likewise, for another color-matching function to be the yellow/blue coefficient, two primaries must lie on the A_2 locus. Hence one primary must lie on both loci, at a_3 (white).

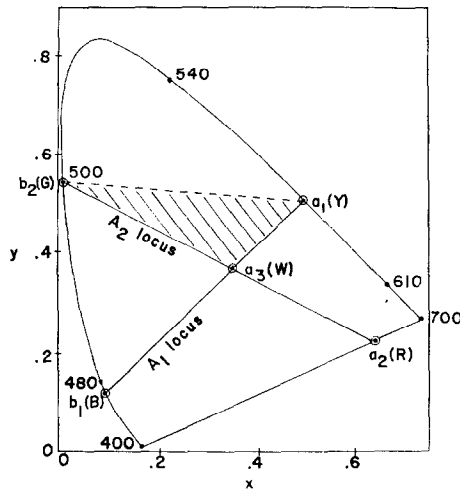


FIG. 3. CIE chromaticity diagram, showing locus of red/green equilibria (line joining equilibrium yellow (Y) to equilibrium blue (B)) and locus of yellow/blue equilibria (line joining equilibrium red (R) to equilibrium green (G)). This plot assumes that both equilibrium loci satisfy the Grassmann-like closure properties (i) and (ii). The shaded triangle is the set of lights metameric to a positive mixture of equilibrium yellow, green, and white (W) primaries. For spectral lights between B and G, a negative amount of primary Y is needed to match and the final match lies on the A_2 locus. For spectral lights between 700 nm and Y, a negative amount of primary G is needed and the final match lies on the A_1 locus. For spectral lights between G and Y, the match consists of a mixture of those two primaries, with a negative amount of the W primary; the match locus is on the line joining G and Y. Spectral lights between 400 nm and B require negative amounts of both the G and the Y primaries; the redness and blueness are canceled and the final match locus lies at W. The same holds for lights that are mixtures of 400 nm and 700 nm, if they lie between 400 nm and the equilibrium red point R. See text for further comments.

REPRESENTATION AND UNIQUENESS THEOREM FOR OPPONENT-COLORS THEORY

The results of the previous section suggest that the following representation theorem can be proved: given a structure $\langle A, \oplus, *, \sim, A_1, A_2 \rangle$, we can find a homomorphism ϕ into a vector structure $\langle V, +, \cdot, =, V_1, V_2 \rangle$, where V is a three-dimensional vector space and V_1, V_2 are subspaces defined by $\phi_1 = 0$ and $\phi_2 = 0$, respectively. The axioms needed are Axioms (1)–(6) of a trichromatic Grassmann structure (Krantz, 1975); Axiom (7), which links metameric matching to equilibria by asserting that metameric lights are in identical equilibrium sets; Axiom (8), embodying the equilibrium-closure properties (i) and (ii) discussed above; and an Axiom (9), which asserts the existence of suitable cancellation lights. The numbering of axioms, theorems, and lemmas is continued from Krantz (1975).

THEOREM 6. *Let $\langle A, \oplus, *, \sim \rangle$ be a trichromatic proper Grassmann structure and let A_1, A_2 be subsets of A such that for a, b in A :*

- (7) *if $a \sim b$ and a is in A_i ($i = 1$ or 2), then b is in A_i ;*
- (8) (i) *if a is in A_i and $t > 0$, then $t * a$ is in A_i ;*
 (ii) *if a is in A_i , then b is in A_i if and only if $a \oplus b$ is in A_i ;*
- (9) *there exist a_1, b_1 in A_2 but not in A_1 , such that $a_1 \oplus b_1$ is in A_1 , and there exist a_2, b_2 in A_1 but not in A_2 , such that $a_2 \oplus b_2$ is in A_2 .*

Then there exist real-valued functions ϕ_1, ϕ_2, ϕ_3 on A satisfying the following properties:

- (i) $\phi = (\phi_1, \phi_2, \phi_3)$ *is a homomorphism of $\langle A, \oplus, *, \sim \rangle$ into $\langle \text{Re}^3, +, \cdot, = \rangle$, satisfying (i)–(iv) of Theorem 1;*
- (ii) *for $i = 1, 2$ a is in A_i if and only if $\phi_i(a) = 0$.*

Moreover if $\phi_1', \phi_2', \phi_3'$, are any other functions having properties (i) and (ii), then there are constants $\alpha_1, \alpha_2, \beta_1, \beta_2$, and β_3 such that α_1, α_2 and $\beta_3 \neq 0$ and

$$\begin{pmatrix} \phi_1' \\ \phi_2' \\ \phi_3' \end{pmatrix} = \begin{pmatrix} \alpha_1 & 0 & 0 \\ 0 & \alpha_2 & 0 \\ \beta_1 & \beta_2 & \beta_3 \end{pmatrix} \begin{pmatrix} \phi_1 \\ \phi_2 \\ \phi_3 \end{pmatrix}. \quad (3)$$

That is, ϕ_1 and ϕ_2 are unique up to changes of unit and \pm orientation.

It will be shown in the proof that the functions ϕ_1 and ϕ_2 , which are unique except for choice of unit and sign, are determined by cancellation.

Axiom (7) asserts only that if light a is an equilibrium light and b is not, then $a \sim b$ is false. In conjunction with the closure axiom, it shows that the cancellation coefficient is a *code* (Krantz, 1975) for the Grassmann structure $\langle A, \oplus, *, \sim \rangle$. Axiom (8) was discussed above. Note that both these axioms are consequences of the theorem's conclusion; they are logically necessary for the representation.

Axiom (9) postulates the existence of two equilibrium red/greens, a_1, b_1 , whose additive mixture is neither reddish nor greenish (therefore $a_1 \oplus b_1$ is achromatic, by Axiom 8). Similarly, a_2, b_2 are complementary equilibrium yellow and blue. Cancellation coefficients can of course be measured without using equilibrium colors as cancellation stimuli, and indeed, it is convenient to use a monochromatic non-equilibrium red, as Jameson and Hurvich did. The present assumption could be replaced by one which says in effect that cancellation is always possible, and indeed, this will be sketched below in order to obtain a theorem valid for the situation in which only one of the sets A_i satisfies closure. The reason for keeping Axiom (9) in its present form is that the use of equilibrium cancellation stimuli allows us to obtain the relationship between cancellation coefficients and metameric matching directly, as sketched at the end of the preceding section.

Axiom (9) also defines the units of b_i relative to a_i by specifying that a_i, b_i cancel one another. This saves introducing correction factors.

Finally, note that we retain from the theorems of Part I the assumption that the Grassmann structure is proper, i.e., no equation of form $a \oplus b \sim a$ can hold.

Proof of Theorem 6. Let a_1, a_2, b_1, b_2 be elements of A with the properties postulated in Axiom (9). Let a_3 be an arbitrary element of B , e.g., $a_3 = a_1 \oplus b_1$. In Lemmas 2 and 3, we show that a_1, a_2, a_3 are a set of primaries (see Axiom (6ii) in part I) and that a_i, b_i can be used for cancellation, $i = 1, 2$.

LEMMA 2. a_1, a_2, a_3 are a set of primaries.

Proof. Suppose not; then there is a color equation

$$\sum_{i=1}^3 t_i * a_i \sim \sum_{i=1}^3 u_i * a_i, \tag{4}$$

with $t_i \neq u_i$ for at least one i . Now add

$$(u_1 * b_1) \oplus (u_2 * b_2)$$

to both sides of (4). By additivity of color matches (Axiom 4), and rearranging terms on each side (Axioms 1-3), we obtain

$$\begin{aligned} & (t_1 * a_1) \oplus (u_1 * b_1) \oplus (t_2 * a_2) \oplus (u_2 * b_2) \oplus (t_3 * a_3) \\ & \sim (u_1 * (a_1 \oplus b_1)) \oplus (u_2 * (a_2 \oplus b_2)) \oplus u_3 * a_3. \end{aligned} \tag{5}$$

By Axiom (8), the right side of (5) is in B , hence by Axiom (7), so is the left side. Applying Axiom (8) to the left side we obtain that

$$\begin{aligned} & (t_1 * a_1) \oplus (u_1 * b_1) \text{ is in } A_1; \\ & (t_2 * a_2) \oplus (u_2 * b_2) \text{ is in } A_2. \end{aligned}$$

Using Axiom (8) again we infer that $t_1 = u_1$ and $t_2 = u_2$ (e.g., if $t_1 > u_1$, then $((t_1 - u_1) * a_1) \oplus (u_1 * (a_1 \oplus b_1))$ is in A_1 , so a_1 is in A_1 , contrary to fact). But by subtractivity (Axiom 4), Eq. (4) reduces to $t_3 * a_3 \sim u_3 * a_3$, with $t_3 \neq u_3$; this is impossible in a proper Grassmann structure (e.g., if $t_3 > u_3$, then $((t_3 - u_3) * a_3) \oplus (u_3 * a_3) \sim u_3 * a_3$). We conclude that Eq. (4) cannot hold nontrivially, i.e., if it holds, then $t_i = u_i, i = 1, 2, 3$. Q.E.D.

An intuitive restatement of the proof of Lemma 2 may be helpful. If a color equation (4) obtains, involving equilibrium red, yellow, and white, then we can cancel the redness and yellowness on the right side of the equation by adding appropriate amounts of equilibrium green and blue to both sides. Since the right side is achromatic, so is the left; hence the coefficients of the red and yellow components must have been equal in the original equation. Eliminating them from the equation gives an achromatic color equation, which is then also trivial (isomeric). So the original equation must have been trivial.

LEMMA 3. For $i = 1, 2$ and for any c , either c is in A_i or there exists a unique $t_i > 0$ such that either $c \oplus (t_i * a_i)$ or $c \oplus (t_i * b_i)$ is in A_i . That is, a_i, b_i can be used to determine a unique cancellation coefficient for any c .

Proof. By trichromacy (Axiom 6i) there is a nontrivial color equation involving c, a_1, a_2 , and a_3 . The coefficients of c on the two sides must be unequal (otherwise it could be reduced to a nontrivial equation in the a_i , contradicting Lemma 2). By Axioms (1)–(5) we can write the equation as

$$c \oplus \sum_{j=1}^3 (s_j * a_j) \sim \sum_{j=1}^3 (u_j * a_j). \tag{6}$$

Now add $u_i * b_i$ to both sides of (6) ($i = 1$ or 2). By Axiom (8) the right side of the new equation is in A_i , therefore by Axiom (7) so is the left side; by Axiom (8) again,

$$c \oplus (s_i * a_i) \oplus (u_i * b_i)$$

is in A_i . So if $s_i > u_i$, let $t_i = s_i - u_i$ and obtain $c \oplus (t_i * a_i)$ in A_i ; or if $u_i > s_i$ let $t_i = u_i - s_i$ and obtain $c \oplus (t_i * b_i)$ in A_i ; or if $s_i = u_i$, then c is in A_i .

To show the uniqueness of the cancellation coefficient we examine the various possible cases. For example if $c \oplus (t_i * a_i)$ and $c \oplus (t_i' * a_i)$ are both in A_i , with $t_i - t_i' > 0$, we have the identity

$$c \oplus (t_i' * a_i) \oplus ((t_i - t_i') * (a_i \oplus b_i)) = c \oplus (t_i * a_i) \oplus ((t_i - t_i') * b_i).$$

However by Axiom (8) the left side is in A_i and the right side is not, which is impossible. Similarly if $c \oplus (t_i * a_i)$ and $c \oplus (t_i' * b_i)$ are both in A_i , we have the identity

$$c \oplus (t_i * a_i) \oplus (t_i' * (a_i \oplus b_i)) = c \oplus (t_i' * b_i) \oplus ((t_i + t_i') * a_i).$$

Again the left side is in A_i but the right is not. The other two cases are handled similarly. Thus t_i is unique. Q.E.D.

An intuitive proof of Lemma 3 is very simple. If red, yellow, and white are used to match c , then if a net amount of red is added to c in the match, that amount defines the cancellation coefficient; while if a net amount of red occurs on the right side of Eq. (6), it can be cancelled by equilibrium green, and that amount of green defines the cancellation coefficient.

It is now easy to complete the proof of Theorem 6. Let ϕ be a homomorphism of $\langle A, \oplus, *, \sim \rangle$ into $\langle V, +, \cdot, = \rangle$ satisfying properties (i)–(iv) of Theorem 1. Let $\phi_1(c), \phi_2(c), \phi_3(c)$ be the coordinates of $\phi(c)$ relative to the primaries a_1, a_2, a_3 , i.e., relative to the basis $\phi(a_1), \phi(a_2), \phi(a_3)$ in V . (Lemma 1 and Theorem 3 assure that the $\phi(a_i)$ are independent.) By definition, if Eq. (6) holds, then

$$\phi_i(c) = u_i - s_i, \quad i = 1, 2, 3. \tag{7}$$

By the proof of Lemma 3, $\phi_i(c) = 0$ if and only if c is in A_i ; $\phi_i(c)$ is precisely the cancellation coefficient relative to A_i .

To prove the uniqueness statement, let $\phi'_1, \phi'_2, \phi'_3$ be any other functions with the same properties. For $i = 1, 2$, let $\alpha_i = \phi'_i(a_i)$. Since a_i is not in A_i , $\alpha_i \neq 0$. Since $a_i \oplus b_i$ is in A_i we have $\phi'_i(b_i) = -\alpha_i$.

Suppose that $\phi_i(c) > 0$. Then we have from Lemma 3 that $c \oplus (\phi_i(c) * b_i)$ is in A_i ; hence

$$\begin{aligned} \phi'_i(c \oplus (\phi_i(c) * b_i)) &= 0 \\ &= \phi'_i(c) + \phi_i(c) \phi'_i(b_i) \\ &= \phi'_i(c) - \alpha_i \phi_i(c). \end{aligned}$$

Similarly, if $\phi_i(c) < 0$ we have $\phi'_i(c) = \alpha_i \phi_i(c)$. This completes the proof of the theorem.

1-Chromatic Grassmann Structures Based on Equilibrium Sets

In this section we develop a slightly different approach to the representation and uniqueness theorem for opponent-colors theory. We define $a \sim_i b$ if and only if a and b are cancelled by the same stimulus relative to A_i , i.e., if and only if $a \oplus c$ and $b \oplus c$ are in A_i for some c . Under our assumptions, $\langle A, \oplus, *, \sim_i \rangle$ is an (improper) 1-chromatic Grassmann structure and in fact is a Grassmann code for the trichromatic structure $\langle A, \oplus, *, \sim \rangle$, corresponding to the linear code ϕ_i .

The importance of this alternative approach is threefold. First, it ties in the properties of equilibria more precisely with those of Grassmann codes, discussed in part I. Second, it provides a linear representation for either A_1 or A_2 to cover cases where the basic closure axiom (Axiom 8) is satisfied by only one of the equilibrium

sets, rather than both as required by Theorem 6. Third, it raises the question of other Grassmann or nonGrassmann codes defined by perceptual equivalence relations; that topic will become the dominant focus of the remainder of this paper.

LEMMA 4. *Let $\langle A, \oplus, * \rangle$ satisfy Axioms (1) and (2) and let A_i be a subset of A satisfying closure (Axiom 8). Suppose that for any a, b in A , either*

(i) *for some $t > 0$, $a \oplus (t * b)$ is in A_i , or*

(ii) *for some $t > 0$ and c in A , both $a \oplus c$ and $(t * b) \oplus c$ are in A_i . Define $a \sim_i b$ if there exists c such that $a \oplus c, b \oplus c$ are in A_i . Then $\langle A, \oplus, *, \sim_i \rangle$ is a 1-chromatic improper Grassmann structure.*

In other words, if A_i is an equilibrium subset of lights which is closed under addition and scalar multiplication, such that any two elements of A either cancel or are canceled by a common light c (after adjustment of relative intensity), then cancellation equivalence defines a 1-chromatic Grassmann structure.

Proof. First we show \sim_i is an equivalence relation (Axiom (3) of Grassmann structures). Symmetry (3ii) is obvious. For reflexivity, note that if a is in A_i , then $a \oplus a$ is in A_i , whence $a \sim_i a$; or if a is not in A_i , then $a \oplus (t * a)$ is never in A_i , so by (ii) of the hypotheses we have $a \oplus c$ in A_i , whence $a \sim_i a$. For transitivity, note that if $a \oplus c, a' \oplus c, a' \oplus d$, and $a'' \oplus d$ are all in A_i , then $a \oplus (a' \oplus c \oplus d)$ and $a'' \oplus (a' \oplus c \oplus d)$ are in A_i , whence $a \sim_i a''$.

Secondly we show additivity (Axiom 4). Suppose $a \sim_i a'$. Then we can find c with $a \oplus c, a' \oplus c$ in A_i , and for any b we can find d with $b \oplus d$ in A_i (reflexivity of \sim_i); $(a \oplus b) \oplus (c \oplus d)$ and $(a' \oplus b) \oplus (c \oplus d)$ are in A_i , so $a \oplus b \sim_i a' \oplus b$. The converse (subtractivity) is immediate. So is the scalar multiplication law. So $\langle A, \oplus, *, \sim_i \rangle$ is a Grassmann structure. It is clearly improper since $a \oplus b \sim_i a$ if b is in A_i .

Finally, for 1-chromacy, it is easiest to construct the vector representation ϕ (Theorem 1) and to note that the hypothesis guarantees either $\phi(a) = -t \cdot \phi(b)$ or $\phi(a) = -\phi(c) = t \cdot \phi(b)$, so any two vectors are linearly dependent. Q.E.D.

THEOREM 7. *Let the hypotheses of Lemma 4 hold, and in addition, let $\langle A, \oplus, *, \sim \rangle$ be a Grassmann structure and let Axiom (7) hold. Then \sim_i includes \sim ; so that any representation for $\langle A, \oplus, *, \sim_i \rangle$ is a linear code for $\langle A, \oplus, *, \sim \rangle$. (See part I.)*

The proof is easy and will not be given formally. It amounts to saying that if a, b are metameric and c cancels a , then since $a \oplus b, b \oplus c$ are also metameric, c cancels b , and a, b are thus cancellation equivalent.

Lemma 4 and Theorem 7 show clearly the construction of a linear code for a Grassmann structure from an equilibrium set satisfying Axioms (7) and (8). They

thus deal with the case where only a single equilibrium set satisfies the crucial closure axioms, (8i) and (8ii). (See Larimer, Krantz, and Cicerone, 1975) for evidence showing a small nonadditivity in the yellow/blue equilibrium set.) The 1-chromacy of the cancellation structure is guaranteed by the main auxiliary hypothesis of Lemma 4, that any two lights either cancel or are canceled by a common light. If both of the cancellation structures satisfy Axioms (7) and (8), however, this auxiliary hypothesis can be deduced using Axiom (9) (see Lemma 3).

Referring to Fig. 3, we envisage a situation in which A_1 plots as a straight line in the chromaticity chart, but where A_2 is curved or perhaps cannot even be plotted on the chromaticity chart (if Axiom (8i) fails). One can still choose two primaries on the A_1 locus and the third primary anywhere off that locus; the color-matching function for the third primary will be the red/green cancellation coefficient.

THE STRUCTURE OF PERCEPTUAL ATTRIBUTES

In this section we move away from the study of equilibrium colors, which was the focus of the early part of the paper, and consider perceptual qualities of non-equilibrium colors. The same sequence was followed by Hurvich and Jameson. Their first paper (Jameson & Hurvich, 1955) dealt principally with measurement of chromatic responses by cancellation; their second one (Hurvich & Jameson, 1955) took up the relation of the cancellation codes to the classical attributes of perceived color: brightness, saturation, and hue. My treatment of these latter questions, however, will be far less ambitious than theirs. Broadly speaking, I will confine myself almost entirely to phenomena of heterochromatic and heteroluminous matching relations, and will not, in this paper, venture into the other vast areas of color-perception data: color discrimination, adaptation and contrast, and color defects.

A Nonlinear Model of Red/Green Perception

To avoid excessive abstractness, I will introduce the various problems and concepts by reference to a specific model of the code underlying perceived redness and greenness. I don't think that there is much chance that this particular model is correct; its only virtues are that it is not obviously incorrect, and it is therefore complicated enough to illustrate a number of important points.

Let us denote by α , β , and γ the linear codes corresponding to the sensitivity curves of the short-wavelength, middle-wavelength, and long-wavelength cone pigments, respectively. Let f_1 denote a quantitative measure of perceived redness/greenness. The model consists of the following relation between f_1 and α , β , γ :

$$f_1 = h(w_3\gamma - w_2\beta) - h(w_1\beta - \alpha). \quad (8)$$

In effect, three cancellation or subtractive processes are involved. There is an opposition between long-wavelength and middle-wavelength cones, γ , β , resulting in a linear signal $w_3\gamma - w_2\beta$; and an opposition between middle- and short-wavelength cones, producing the linear signal $w_1\beta - \alpha$ (we choose units such that the coefficient of α is unity). These two linear signals go through a compressive transformation, described by the strictly increasing function h . (For example we may try $h(x) = px/(p^2 + x^2)^{1/2}$, which is symmetrically compressive for positive and negative values of the input signal x . The parameter p determines the level at which h becomes substantially nonlinear.) The two compressed outputs then interact subtractively to yield the net signal f_1 . Positive values of f_1 correspond to perceived redness, negative ones to perceived greenness.

If a is a red/green equilibrium color, then $f_1(a) = 0$. From Eq. (8), this means that $h(w_3\gamma(a) - w_2\beta(a)) = h(w_1\beta(a) - \alpha(a))$; and since h is the same for both signals, we conclude that $\phi_1(a) = 0$, where

$$\phi_1(a) = w_3\gamma(a) - (w_2 + w_1)\beta(a) + \alpha(a). \quad (9)$$

This shows that the present model is consistent with additive closure of A_1 , and that the corresponding linear code ϕ_1 is related to the cone pigments by Eq. (9). Yet f_1 is nonlinear and is not related in any simple or one-to-one way to ϕ_1 .

Codes Based on Matching

Previously, we have considered two equivalence relations, \sim_1 and \sim_2 , based on red/green and yellow/blue equilibria, and we showed that additivity of the equilibrium set implies additivity of the corresponding cancellation-equivalence relation. In this case, \sim_i is represented by equal values of a linear code ϕ_i ; this linear code can be written as a linear combination of any linear coordinates and in particular, it can be expressed as a linear combination of cone-pigment codes, as in (9). But suppose that reddish lights a, b satisfy $a \sim_1 b$; i.e., a, b are equivalent in redness, via the indirect cancellation test. What about a direct perceptual comparison? Do they *look* equally red? More generally, we can consider alternative equivalence relations, \sim_1' and \sim_2' , based on direct heterochromatic and heteroluminous comparisons of redness/greenness and of yellowness/blueness. Does \sim_i' coincide with \sim_i ? If not, what are the properties of \sim_i' ; for example, is $\langle A, \oplus, *, \sim_i' \rangle$ a Grassmann structure? The model embodied in Eq. (8) shows one way in which \sim_1 and \sim_1' could fail to coincide. The functions f_1 and ϕ_1 both relate to the photopigments, and they are zero together, on A_1 , positive together for reddish lights, and negative together for greenish lights. But f_1 cannot be written as a simple function of ϕ_1 alone. For example if $\phi_1(b) = 0$, then $\phi_1(a \oplus b) = \phi_1(a)$; yet $f_1(a \oplus b)$ will be unequal to $f_1(a)$, if h is nonlinear. Since \sim_1' corresponds to f_1 -equality and \sim_1 corresponds to ϕ_1 -equality, it follows that \sim_1' and \sim_1 do not coincide in this model. (Nor does \sim_1' satisfy

additivity or scalar multiplication axioms, except for special forms of h ; so f_1 may be neither a Grassmann nor an invariant code: see part I.)

Redness/greenness and yellowness/blueness are not the only attributes that can be matched, of course. The classical perceptual qualities of brightness, saturation, and hue can all be compared directly across stimuli. Though all these sorts of judgments are quite difficult, they do yield reasonably consistent data. Heterochromatic matching of brightness has been investigated quite extensively; heteroluminous matching of hue has been used in investigations of the Bezold-Brücke hue shift; and both heterochromatic and heteroluminous matching of saturation produced excellent results in one study by Indow and Stevens (1966). Corresponding to these attributes we may postulate equivalence relations \sim_B , \sim_S , and \sim_H .

In addition, we need to ask about the third opponent attribute of the Hering theory: white/black. Why is there no equilibrium structure? Can a third Grassmann code be obtained by direct heterochromatic whiteness matching?

The goal of theory is to determine the structural equations that interrelate these various attributes. The model embodied in Eqs. (8) and (9) illustrates one part of a proposed solution; Eq. (8) relates f_1 , the perceived red/green, to cone pigments and thus indirectly to cancellation coefficients. Even if we knew the function f_1 , as well as f_2 for perceived yellow/blue, we would still need to know how these relate to hue matching, \sim_H . For example, does the Hurvich-Jameson hue coefficient $f_1/(f_1 + f_2)$ predict hue matches?

The measurement theory approach to these questions is based on the correspondence between qualitative laws (or axioms) and quantitative descriptions. Given a proposed function such as (8), we must ask what axioms characterize it. Or given the laws of the phenomenon under study (hue matching, for example) we must ask what functions satisfy the axioms. In many cases, these questions may be premature; much more needs to be learned about the phenomenon before the functions describing it can be guessed.

In the remainder of this paper, I shall briefly survey the status of matching relations for opponent attributes, brightness, hue, and saturation from the above standpoint.

Opponent Hue Attributes and the Veiling Phenomenon

We have already noted that direct matching of a hue attribute yields an equivalence relation \sim_i' , which does not coincide with the cancellation equivalence relation, \sim_i . If b is in A_i , then for any a , $a \oplus b \sim_i a$. But we cannot expect that $a \oplus b \sim_i' a$. For example, suppose that a is an equilibrium green and b is an equilibrium blue. The mixture $a \oplus b$ will be less greenish than a was. In the limit, if the blue is sufficiently intense, the greenness all but disappears.

I shall use the term *veiling* to describe this phenomenon. It seems to have been neglected in the color literature.

Hurvich and Jameson (1951) reported that broad-band lights, chromatic at low luminances, are judged "white" if the luminance is raised sufficiently. We may interpret this as a fact about veiling: whiteness veils hue attributes, and to an increasing extent at high luminance.

If we could adopt as an axiom the equality of the relations \sim_i' and \sim_i , this would imply a simple quantitative relation between the cancellation code ϕ_i and the perceived hue magnitude f_i . They would be linked by a function of one variable:

$$f_i = f_i(\phi_i). \quad (10)$$

Because of the veiling phenomenon, this axiom and the resulting equation must be rejected; f_i must depend on at least one other code besides ϕ_i .

Since \sim_i' must be considered as a distinct entity, the next question is might $\langle A, \oplus, *, \sim_i' \rangle$ be a Grassmann structure? The following plausible facts are sufficient to reject this possibility. Let a be a bright green light and b a blue light so intense that $a \oplus b$ is only slightly greenish (veiling). Let c be a greenish yellow, at a much lower luminance, selected such that $a \oplus b \sim_1' c$ (match in perceived greenness). Now add a red light d to both sides, such that $a \oplus d$ is in red/green equilibrium. Then $a \oplus b \oplus d$ will be a red/green equilibrium, but $c \oplus d$ will be reddish. Thus, $a \oplus b \oplus d \sim_1' c \oplus d$ fails.

The above results show that measurement axioms can serve as useful guides to thinking, even in cases when they are rejected. We conclude that $\sim_i' \neq \sim_i$ and that \sim_i' is nonadditive. We do not yet know what laws it does satisfy; so, much work remains before we can hope to pin down the structural relations of these hue attributes to other codes.

Note that the red/green model presented in Eq. (8) is capable of predicting veiling and also predicts the nonadditivity of \sim_1' . Specifically, let $q(a) = w_3\gamma(a) - w_2\beta(a)$ and $r(a) = w_1\beta(a) - \alpha(a)$. If we add an equilibrium light b , with $q(b) = r(b) = w$, we have from (8)

$$f_1(a \oplus b) = h(w + q(a)) - h(w + r(a)).$$

For suitably chosen nonlinear h (the function suggested above, $h(x) = px/(p^2 + x^2)^{1/2}$, will do), f_1 approaches 0 as w approaches $\pm\infty$. This shows that veiling can occur. And moreover, since f_1 cannot be written as a function of a single linear combination of α, β, γ , it is not a Grassmann code.

Note that in this model, the veiling by equilibrium lights is a function of a single linear code, denoted above by $q(b)$. This implies that veiling effects satisfy restricted additivity properties.¹ These have not yet been tested experimentally, nor is it known yet precisely what class of models (including Eq. (8)) predicts such properties.

In short, the functional description of the opponent hue attributes is closely tied

¹ This was pointed out to the author by James R. Moeller.

to the empirical properties of the veiling phenomenon. This is a problem area in which little is known.

Brightness and Luminance Codes

In this section we formulate a more fine-grained representation theorem for opponent colors, in which the first two coordinates, ϕ_1 and ϕ_2 , are the cancellation codes for red/green and yellow/blue, and the third coordinate, ϕ_3 , is related to luminance or to whiteness.

Hurvich and Jameson could not measure whiteness/blackness by cancellation, because blackness depends on contrast. In the standard form of their representation, they used for their third coordinate the Y -coefficient, or luminance, in the 1931 CIE X, Y, Z system. This is by definition a linear functional, which is closely related to the results of certain matching relations.

Let us assume the existence of a heterochromatic "whiteness" matching relation \sim_3 which yields a 1-chromatic Grassmann structure. The exact nature of this relation will be discussed briefly later; clearly it cannot be brightness matching, since that is known to violate additivity. Specifically, we supplement our previous Axioms (1)–(9) with the following:

(7') *If $a \sim b$, then $a \sim_3 b$.*

(10) *$\langle A, \oplus, *, \sim_3 \rangle$ is a proper 1-chromatic Grassmann structure.*

Axiom (7') is closely related to Axiom (7) for equilibrium sets: metameric lights have identical appearance and so they match in whiteness. Axiom (10) includes a good many separate assertions (Axioms (3)–(6) of Grassmann structures, with their various subparts) but the main empirically vulnerable part is Abney's Law, or Grassmann's fourth law: $a \sim_3 b$ if and only if $a \oplus c \sim_3 b \oplus c$.

THEOREM 8. *Let $\langle A, \oplus, *, \sim, A_1, A_2, \sim_3 \rangle$ satisfy Axioms (1)–(6), (7), (7'), and (8)–(10). Let \sim_1, \sim_2 be defined as in Lemma 4. There exist real-valued functions ϕ_1, ϕ_2, ϕ_3 on A such that*

(i) *$\phi = (\phi_1, \phi_2, \phi_3)$ is a vector representation of $\langle A, \oplus, *, \sim \rangle$, satisfying (i)–(iv) of Theorem 1;*

(ii) *for $i = 1, 2, 3$, ϕ_i is a representation $\langle A, \oplus, *, \sim_i \rangle$, satisfying (i)–(iv) of Theorem 1.*

If $\phi'_1, \phi'_2, \phi'_3$ are any other functions with these properties, then there exist nonzero constants $\alpha_1, \alpha_2, \alpha_3$ such that $\phi'_i = \alpha_i \phi_i$, i.e.,

$$\begin{pmatrix} \phi'_1 \\ \phi'_2 \\ \phi'_3 \end{pmatrix} = \begin{pmatrix} \alpha_1 & 0 & 0 \\ 0 & \alpha_2 & 0 \\ 0 & 0 & \alpha_3 \end{pmatrix} \begin{pmatrix} \phi_1 \\ \phi_2 \\ \phi_3 \end{pmatrix}. \tag{11}$$

Proof. Return to the proof of Theorem 6, in which we have three primaries, a_1, a_2, a_3 , which are respectively in $A_2 - A_1, A_1 - A_2$, and $A_1 \cap A_2$ (equilibrium red, equilibrium yellow, and achromatic). As before, let ϕ_1 and ϕ_2 be the coefficients of a_1 and a_2 in three-primary metameric matching.

To construct ϕ_3 , we first observe that for any c , there is an equation of form $c \sim_3 t * a_3$. This follows because the structure $\langle A, \oplus, *, \sim_3 \rangle$ is proper and 1-chromatic. So we let $\phi_3(c) = t$. Obviously each ϕ_i provides a representation of $\langle A, \oplus, *, \sim_i \rangle$, and the uniqueness theorem is therefore also immediate, from Theorem 2. It remains only to prove that (ϕ_1, ϕ_2, ϕ_3) provides a representation of $\langle A, \oplus, *, \sim \rangle$.

Let $\phi_3(a_i) = p_i$ (note $p_3 = 1$). For any c in A , we combine Eq. (6) (the trichromatic match for c) with Axiom (7') and additivity of \sim_3 to obtain

$$\begin{aligned} \left[\phi_3(c) + \sum_{i=1}^3 p_i s_i \right] * a_3 &\sim_3 c \oplus \sum_{i=1}^3 s_i * a_i \\ &\sim_3 \sum_{i=1}^3 u_i * a_i \\ &\sim_3 \left[\sum_{i=1}^3 p_i u_i \right] * a_3. \end{aligned}$$

It follows that $\phi_3(c) = \sum_{i=1}^3 p_i(u_i - s_i)$. That is, ϕ_3 is a linear combination of the trichromatic matching coefficients relative to a_1, a_2, a_3 , with coefficients p_i ; since $p_3 \neq 0$, ϕ_3 is linearly independent of ϕ_1, ϕ_2 . Q.E.D.

The above theorem depends crucially on \sim_3 additivity. There are a variety of techniques for heterochromatic matching, which seem to tap slightly different equivalence relations. Recently, the generalization has emerged that techniques involving minimization of temporal or spatial contrast between two lights yield additivity (see, e.g., Boynton & Kaiser, 1968) while those that evaluate overall brightness yield nonadditivity (Guth, Donley & Marrocco, 1969). We may therefore identify \sim_3 with one of the additive methods. The remaining question is: what sort of theory shall we give for \sim_B , brightness matching?

The visual significance of the relation \sim_B is emphasized by the congruity of results obtained by several quite different methods. Figure 4 compares spectral sensitivity functions obtained from the same subjects and the same viewing conditions by methods of absolute threshold and heterochromatic brightness matching (Wilson, 1964; Jameson, 1969). The two functions coincide. Congruent results were also obtained by magnitude estimation of brightness at different wavelengths.

The problem is akin to that of constructing theories for the nonadditive hue attributes, discussed in the preceding subsection. One may expect a function f_B ,

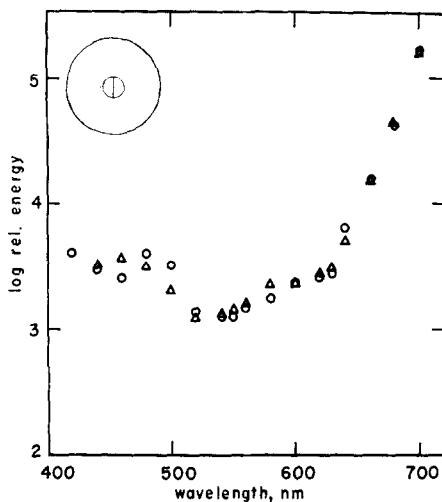


FIG. 4. Comparison of luminous efficiency functions for absolute threshold and for heterochromatic brightness matching (Wilson, 1964). The inset shows the stimulus configuration used to achieve identical viewing conditions. During *both* threshold determinations and brightness matches, the surround was illuminated with 5500°K light and half the bipartite field was illuminated with 550 nm light, both at 10 mL luminance. (Reprinted from Jameson, 1969 by permission of Musterschmidt, Göttingen.)

representing quantitative measures of perceived brightness, to depend nonlinearly on all 3 codes that enter Theorem 8 above. The form of the nonlinear function depends on the axioms satisfied by brightness matching. Wilson's results indicate that f_B may be an invariant code (see Krantz, 1975).

Hue Matching

We now turn to the relation \sim_H , or hue matching, which has been studied primarily in connection with the Bezold-Brücke hue shift and in connection with standardization of the Munsell color notation.

The absence of a Bezold-Brücke shift would mean that hue is invariant with intensity, i.e., $a \sim_H t * a$. Such a result would be expected if hue depended only on the ratio ϕ_1/ϕ_2 of the two chromatic cancellation codes. Since the hue does change, an intuitively attractive idea is to postulate that hue depends rather on the ratio f_1/f_2 of two nonlinear codes that describe perceived intensities of red/green and yellow/blue. This accords both with the intuitive idea that "hue" is the ratio of redness to yellowness (for orange lights) and with the fact that, as luminance increases, the hue shift consists of yellowness and blueness being emphasized at the expense of redness and greenness. Thus we might expect that $(d/dt)f_2(t * a)$ is larger in absolute value than $(d/dt)f_1(t * a)$.

Yager and Taylor (1970) obtained f_1 and f_2 measures by magnitude estimation of

yellowness and greenness for yellow and green equilibrium lights varying in intensity. They then tried to predict the hue shift of a yellow-green wavelength, assuming that the shapes of f_1 and f_2 as functions of t did not change with wavelength. The results were close, but missed slightly, as one would expect from consideration of veiling. The function f_2 does change shape when one moves from yellow to yellow/green, because at low luminance the yellow is veiled by greenness.

It seems likely, then, that a suitable theory for \sim_H will only be developed in conjunction with a theory of veiling, or a theory of \sim_i' . Quantitative data on both the Bezold-Brücke and the Abney hue shifts are needed; further qualitative generalizations about these phenomena are even more needed.

Saturation

Saturation actually yields more than a matching relation; lights can be ordered with regard to saturation, with the achromatic lights being least saturated. This relation is of course extremely nonadditive: if a, b are equally saturated complementary lights, then $a \sim_S b$ but $a \oplus b \sim_S a \oplus a$ is drastically false, since $a \oplus b$ is achromatic.

An intuitive representation for saturation would involve the ratio $(|f_1| + |f_2|)/|f_3|$: total absolute values of chromatic codes, relative to achromatic. One might hope that the ordering of such ratios would preserve the ordering \sim_S of saturations. The axioms that need to be satisfied for such a representation are in fact well known in the general theory of measurement; the representation is precisely that of distributive conjoint measurement (Krantz & Tversky, 1971). Testing these axioms presupposes a factorial structure in which the factors are equivalence classes for $|f_1|$ -matching, $|f_2|$ -matching, and $|f_3|$ -matching. Thus, one must do extensive determinations of \sim_i' and \sim_3 or \sim_B in order to apply the theory here. And we have no guarantee that the intuitive representation will work, nor that the quantitative scales f_i constructed by conjoint measurement will give correct quantitative predictions for \sim_H .

Saturation is also noninvariant with intensity, i.e., $a \sim_S t * a$ fails in general. The details of this failure may also provide clues concerning the representation.

THE ANALOGY WITH FORCE MEASUREMENT

Since force and color are both represented by 3-dimensional vectors, there is an obvious analogy. In part I of this series I pointed out a less obvious analogy: Not only are the representations isomorphic, but the empirical structures are both Grassmann structures. In the case of color, the elements of the Grassmann structure are functions of wavelength λ , and in the case of force, the elements are functions of angle θ . The value $a(\lambda)$ is the density of radiant power at wavelength λ ; while $a(\theta)$ is the force-magnitude acting at angle θ . The equivalence relation \sim is metameric matching, in the case of color, and equality of the resultant force, in the case of force.

A metameric match is determined more or less directly, but equality of resultants is determined by equilibration: $a \sim b$ if and only if an equilibrating element c can be found such that $a \oplus c$ and $b \oplus c$ are both equilibrium configurations.

We are now in a position to recognize that the definition of \sim for force-magnitude configurations is formally identical to the definitions of \sim_1 and \sim_2 for opponent-colors theory. In all cases, equivalence is determined by equilibration. More precisely, the theory of the two-dimensional (planar) force table is exactly isomorphic to the theory of 2-chromatic equilibration, relative to the set B of achromatic colors mentioned in the introduction; and the theory of partial equilibria, defined by A_1 and A_2 , is isomorphic to a theory of partial equilibria of planar forces, relative to any two distinct directions of motion.² The three-dimensional structures for force and color are not isomorphic, however, because the Grassmann structure of lights is proper—in the absence of contrast, there are no lights that are “equilibria” with respect to the third, or white-black dimension, and if contrast were used to produce them, such equilibria would not be additive.

Anisotropy of Color Space

In the case of force equilibria, partial equilibrium can be defined for any direction. Another way of putting this is that the component of the resultant force in any direction is directly observable, by constraining motion to occur in that direction only. But we have developed the color theory in terms of only two special observable “directions” or attributes: red/green and yellow/blue. The question arises, why not define other opponent pairs linearly related to the two just mentioned? Why not a blue-green/orange and a yellow-green/purple dimension?

The reason that these combinations are different can be seen if we consider the definition of partial equilibria and the process of cancellation. What lights are neither blue-green nor orange? Achromatic lights, to be sure, but that is not all. Surely a yellow-green light is neither blue-green nor orange; likewise for a purple light. But the yellow-green “equilibria” are a three-dimensional set, not a two-dimensional one—all mixtures of equilibrium yellow, equilibrium green, and white yield yellow-greens. There is no special distinguished plane, in this set, of colors that are precise equilibria for blue-green/orange. The “equilibrium” set is surely not closed under addition—the sum of a slightly yellowish green and a slightly reddish blue can be very blue-green. Another way to see this is by considering the cancellation process. Suppose that a medium blue-green cancellation standard is used to cancel out orangeness. When will the endpoint be reached? Suppose the orange is a somewhat reddish yellow; then as blue-green is added, the mixture will first become yellow-green, then blue-green. Is the transition from orange to yellow-green the cancellation endpoint, or is it the transition from yellow-green to blue-green? If the former, then the

² See also Krantz (1973).

cancellation coefficient will be proportional to the red/green coefficient; if the latter endpoint is used, the cancellation coefficient will be proportional to the yellow/blue coefficient. So nothing new will be obtained. Moreover, if one tries to cancel the orangeness of a long-wavelength, slightly yellowish light, the transition will not be through yellow-green at all; as blue-green is added, the first transition will be through equilibrium red to purple, then through equilibrium blue to blue green. So now the first transition gives the yellow/blue coefficient, the second one, the red/green coefficient. Our given blue-green standard will only "work" with an orange that is precisely complementary, so that both transitions coincide, via an achromatic equilibrium point.

These considerations indicate that red/green and yellow/blue are special. The system acts as though only two components of the resultant vector are directly observable via partial equilibrium, perhaps because they depend on codes that are really computed in the nervous system. A few other codes—whiteness, brightness, hue, saturation—are also directly observable, though they do not involve equilibrium structures. These latter are mainly nonlinear, though whiteness may be linear, as discussed in connection with Theorem 8.

In a way, it is this divergence from the force analogy, via the anisotropy and non-linearity of the structure of perceptual attributes or codes, that provides the interesting starting points for color theory.

EXTENSIONS OF OPPONENT-COLORS THEORY

The preceding theory is obviously incomplete, in that the accounts of perceived hue, saturation, and brightness are both tentative and sketchy. The empirical properties of veiling and of various hue shifts particularly need to be determined. It is also incomplete because it does not treat three other broad areas of color data: discrimination, context effects, and defective vision. These were all treated by Hurvich and Jameson in their original development of quantified opponent-colors theory. However, much more empirical work needs to be done before a detailed representation-theorem summary can be expected.

The area of discrimination is particularly difficult because wholly new empirical relations are involved (threshold observations of various sorts) and the proper numerical representation of these, in an opponent-color or any other coordinate system, is uncertain. The present approach may transfer more directly to dealing with context effects and with color defects. In these areas, at least, one can start with the same kind of equilibrium observations as have been discussed here, and one can try to compare the properties of equilibrium sets in altered contexts (adaptation,³ contrast) and for various kinds of abnormal observers.

³ See Cicerone, Krantz, and Larimer (1975).

REFERENCES

- BOYNTON, R. M., & KAISER, P. K. Vision: The additivity law made to work for heterochromatic photometry with bipartite fields. *Science*, 1968, **161**, 366-368.
- CICERONE, C., KRANTZ, D. H., & LARIMER, J. Opponent-color additivity. III. Effect of moderate chromatic adaptation. *Vision Research*, 1975, **15** (in press).
- GUTH, S. L., DONLEY, J., & MARROCCO, R. T. On luminance additivity and related topics. *Vision Research*, 1969, **9**, 537-575.
- HERING, E. *Zur Lehre vom Lichtsinne*. Vienna: C. Gerold's Sohn, 1878.
- HURVICH, L. M., & JAMESON, D. A psychophysical study of white. I. Neutral adaptation. *Journal of the Optical Society of America*, 1951, **41**, 521-527.
- HURVICH, L. M., & JAMESON, D. Some quantitative aspects of an opponent-colors theory. II. Brightness, saturation, and hue in normal and dichromatic vision. *Journal of the Optical Society of America*, 1955, **45**, 602-616.
- INDOW, T., & STEVENS, S. S. Scaling of saturation and hue. *Perception and Psychophysics*, 1966, **1**, 253-271.
- JAMESON, D. Brightness scales and their interpretation. In *International colour meeting*, Stockholm, 1969, Göttingen: Musterschmidt, 1970. Pp. 377-385.
- JAMESON, D., & HURVICH, L. M. Some quantitative aspects of an opponent-colors theory. I. Chromatic responses and spectral saturation. *Journal of the Optical Society of America*, 1955, **45**, 546-552.
- JUDD, D. B. Basic correlates of the visual stimulus. In S. S. Stevens (Ed.), *Handbook of experimental psychology*. New York: Wiley, 1951.
- KRANTZ, D. H. Fundamental measurement of force and Newton's first and second laws of motion. *Philosophy of Science*, 1973, **40**, 481-495.
- KRANTZ, D. H. Color measurement and color theory. I. Representation theorem for Grassmann structures. *Journal of Mathematical Psychology*, 1975, **12**, 283-303.
- KRANTZ, D. H., & TVERSKY, A. Conjoint-measurement analysis of composition rules in psychology. *Psychological Review*, 1971, **78**, 151-169.
- LARIMER, J., KRANTZ, D. H., & CICERONE, C. Opponent-color additivity. I. Red/green equilibria. *Vision Research*, 1974, **14**, 1127-1140.
- LARIMER, J., KRANTZ, D. H., & CICERONE, C. Opponent-color additivity. II. Yellow/blue equilibria and nonlinear models. *Vision Research*, 1975, **15**, 723-731.
- PRIEST, I. G., & BRICKWEDDE, F. G. The minimum perceptible colorimetric purity as a function of dominant wavelength. *Journal of the Optical Society of America*, 1938, **28**, 133-139.
- SINDEN, R. H. Studies based on the spectral complementaries. *Journal of the Optical Society of America*, 1923, **7**, 1123-1153.
- WILSON, B. C. An experimental examination of the spectral luminosity construct. Ph.D. dissertation, New York University, 1964. University Microfilms, Ann Arbor, MI.
- YAGER, D., & TAYLOR, E. Experimental measures and theoretical account of hue scaling as a function of luminance. *Perception and Psychophysics*, 1970, **5**, 360-364.

RECEIVED: November 21, 1974