

## NEW LIMITS ON $D^0$ (1.865) PRODUCTION IN PROTON-NUCLEUS COLLISIONS AT 400 GeV/c

W.R. DITZLER, D.A. FINLEY, O.E. JOHNSON, F.J. LOEFFLER and E.I. SHIBATA  
*Purdue University, West Lafayette, Indiana 47907, USA*

C.W. AKERLOF, P. ALLEY<sup>1</sup>, R. FABRIZIO, P. KRAUSHAAR, D. KOLTICK, D.I. MEYER and R. THUN  
*University of Michigan, Ann Arbor, Michigan 48109, USA*

and

D. BINTINGER, R.L. LOVELESS, R.A. LUNDY, K.C. STANFIELD and D.D. YOVANOVITCH  
*Fermi National Accelerator Laboratory, Batavia, Illinois 60510, USA*

Received 19 September 1977

We present final results of a sensitive search for new particles in  $\pi^{\pm}K^{\mp}$  effective mass spectra observed in proton-nucleus collisions at 400 GeV/c. We establish a limit for  $D^0(1.865)$  production  $B_{\pi^+\pi^-} d\sigma/dy < 360$  nb/nucleon at  $y_{cm} \approx -0.4$ . For  $\bar{D}^0 \rightarrow \pi^-K^+$  the limit is 290 nb/nucleon.

We have conducted a general search for two-hadron decays of new, narrow-width particles produced near  $90^\circ$  in the center-of-mass system of proton-nucleon collisions. Our efforts have concentrated, in particular, on the search for  $D^0(1.865) \rightarrow \pi K$ , the particle observed in  $e^+e^-$  collisions [1] and presumably the carrier of the new quantum number associated with the  $J/\psi$  family of particles. Early results from our experiment and a description of the apparatus have been presented elsewhere [2,3]. In this paper we give the final results of our search for new particles in  $\pi^+K^-$  and  $\pi^-K^+$  mass spectra and give new limits on  $D^0$  and  $\bar{D}^0$  production.

Pion-kaon pairs with an effective mass in the region from 1.5 to 4.0 GeV/c<sup>2</sup> were detected with a symmetric two-arm spectrometer whose configuration for most of the data is shown in fig. 1. Briefly, each arm consisted of a magnet, 16 drift chamber planes, 3 Cerenkov counters, various scintillator trigger counters, and a muon identifier. The spectrometer arms were each placed at 100 mr to the Fermilab 400 GeV/c diffractive proton beam [4]<sup>‡1</sup> and subtended a c.m. solid angle of about

Table 1  
Outline of experimental configurations

| Beam momentum GeV/c | Target          | Spectrometer field-integral (tesla-meter) | Number of $\pi K$ events |
|---------------------|-----------------|---|--------------------------|
| 400                 | CH <sub>2</sub> | 32.9                                      | 76 300                   |
| 400                 | Be              | 32.9                                      | 29 800                   |
|                     | Be              | 16.7                                      | 12 400                   |
|                     | Be              | 23.7                                      | 474 400                  |
| 400                 | Pb              | 32.9                                      | 50 600                   |
|                     | Pb              | 16.7                                      | 18 200                   |
| 200                 | Be              | 23.7                                      | 114 500                  |

0.2 steradian. Typical beam intensities were  $10^8$  per pulse. Various targets of polyethylene, beryllium and lead containing ten percent of a nuclear collision length were used during the measurements. The targets were segmented to reduce accidental pairs and multiple scattering. Table 1 summarizes the different experimental configurations and the respective number of  $\pi K$  Pairs obtained in the final data.

The resolution, mass scale and sensitivity of the experiment were checked by detecting the  $J/\psi$  (3.1) particle in its  $\mu^+\mu^-$  decay mode contemporaneously with the  $\pi K$  measurements. Fig. 2 shows our final  $\mu^+\mu^-$

<sup>1</sup> Present address: LeCroy Research Systems/Far West, One First Street, Los Altos, California 94022.

<sup>‡1</sup> As indicated in table 1 some data were obtained at 200 GeV/c.

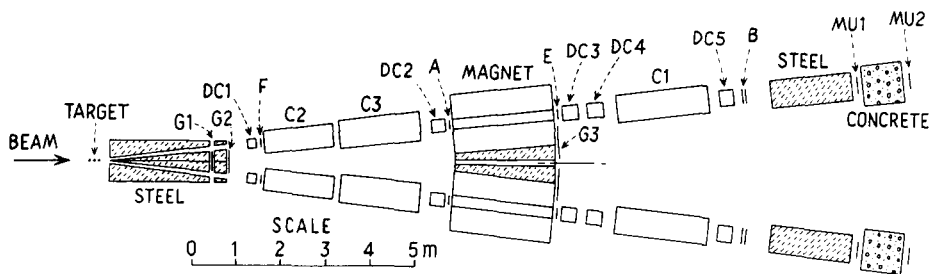


Fig. 1. The spectrometer as seen from above. Symbols are defined as follows: DC1-DC5 drift chamber modules; C1-C3 Cerenkov counters; F, A, E, B, scintillation trigger counters; and G1-G3, MU1, MU2 scintillation muon counters.

spectrum with a clear, narrow peak at  $3.110 \text{ GeV}/c^2$ . The error of the measured  $J/\psi$  mass is estimated to be  $\pm 8 \text{ MeV}$  and results primarily from systematic uncertainties in the spectrometer survey and magnetic field calibration<sup>‡2</sup>. The observed width is  $25 \pm 3 \text{ MeV}$  (FWHM) and represents an empirical measurement of the mass resolution since the natural width of the  $J/\psi$  is negligible in comparison. Calculating the geometric acceptance with a Monte Carlo program and assuming a linear  $A$ -dependence, we obtain  $B_{\mu\mu} d\sigma/dy = 4.7 \pm 1.0 \text{ nb/nucleon}$  for  $J/\psi$  production<sup>‡3</sup> at  $y_{\text{cm}} \approx -0.4$ . Here,  $y$  symbolizes the rapidity of the  $J/\psi$  and  $B_{\mu\mu}$  its branching ratio to muons.

We now turn to the measurements of the  $\pi K$  mass spectra. Fig. 3 shows all  $\pi K$  data for  $\pi^- K^+$ ,  $\pi^+ K^-$  and

<sup>‡2</sup> The spectrometer magnets were calibrated with clean  $K^0 \rightarrow \pi^+ \pi^-$  signals observed in each arm.

<sup>‡3</sup> For other similar measurements of  $J/\psi$  production at  $400 \text{ GeV}/c$  see ref. [4].

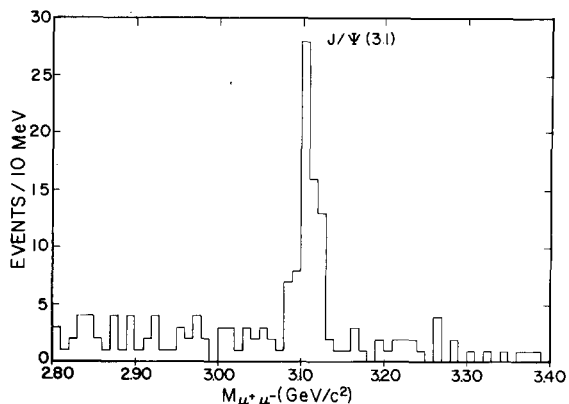


Fig. 2. Mass spectrum for  $\mu^+ \mu^-$  pairs. A clear  $J/\psi$  (3.1) signal is observed.

their sum. These effective mass spectra are not corrected for the acceptance of the apparatus and are given in  $10 \text{ MeV}$  bins. The acceptance for the  $\pi K$  pairs peaks at  $y_{\text{cm}} \approx -0.4$  and low transverse momentum ( $p_{\perp} \lesssim 1 \text{ GeV}/c$ ). The region around  $1.87 \text{ GeV}/c^2$  is shown more clearly in fig. 4. If the  $D^0$  were produced with sufficient cross-section to be observable above background it would appear near  $1.865 \text{ GeV}/c^2$  as a peak with a width of about  $17 \text{ MeV}$  (FWHM) equal to the mass resolution. We have made fits to the data for each mass bin with a second-order polynomial covering  $200 \text{ MeV}$  regions centered on and excluding the bin of interest. The deviation of each data point from its associated fit is shown in fig. 5. We find no significant evidence of an observable, narrow  $\pi K$  signal near the  $D^0$  mass. The other parts of the mass region from  $1.5$  to  $4.0 \text{ GeV}/c^2$  also do not show any statistically significant ( $> 4\sigma$ ) deviations.

From these data we have calculated limits on the

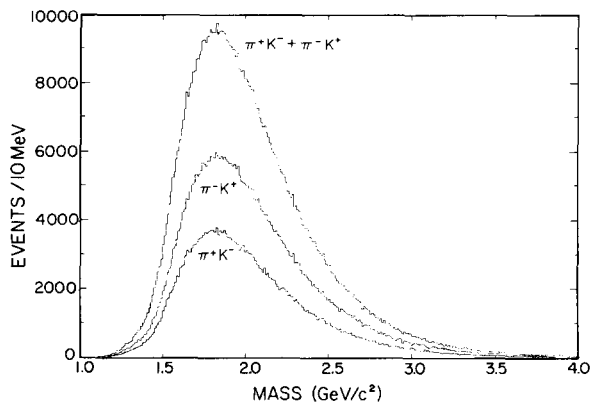


Fig. 3. Effective mass spectra for  $\pi^+ K^-$ ,  $\pi^- K^+$  and their sum.

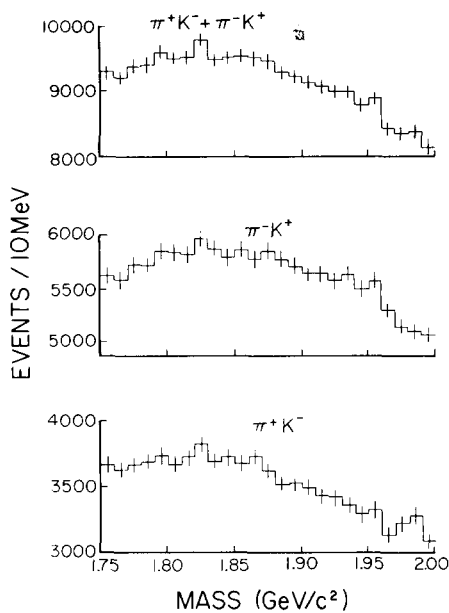


Fig. 4. The  $\pi K$  mass spectra in the region of the  $D^0$  (1.865).

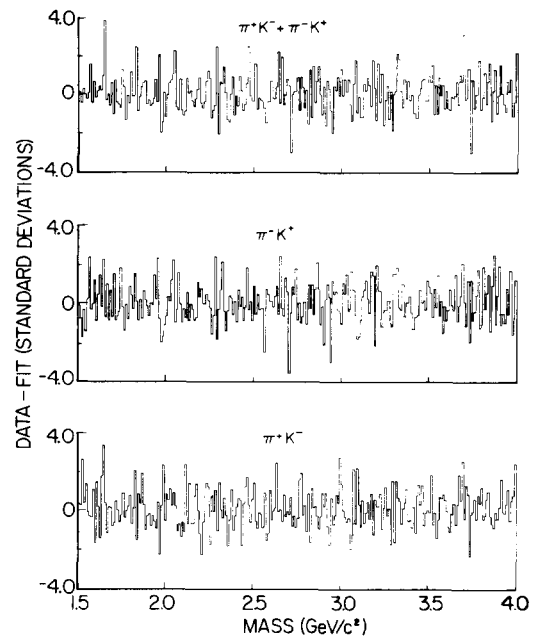


Fig. 5. Results from fitting the  $\pi K$  mass spectra with a series of second-order polynomials (see text). No deviations above the  $4\sigma$  level are observed.

cross-section for producing new particles decaying to  $\pi K$ . This calculation includes the effects of geometric acceptance, pion and kaon decay ( $\sim 20\%$ ), kaon identification efficiencies ( $\sim 80\%$ ), tracking efficiencies ( $\sim 85\%$  per track) and mass resolution. For the geometric acceptance calculation we used the same Monte Carlo techniques as for the  $J/\psi$  analysis and assumed a transverse momentum distribution for the  $\pi K$  pairs of  $d^2\sigma/dp_\perp^2 dy \sim e^{-1.6p_\perp}$ . The mass resolution was obtained from the observed  $J/\psi$  width by scaling appropriately to other masses. The limits on  $B_{\pi K} d\sigma/dy$  at  $y_{cm} = -0.4$  corresponding to narrow peaks with a statistical significance of four-standard deviations are given in fig. 6. We have also fitted the data in the region of the  $D^0$  (1.865) with the sum of a polynomial background and a Gaussian-shaped curve whose width is equal to our mass resolution. The amplitude variance of this Gaussian curve yields 95% confidence level limits of  $B_{\pi K} d\sigma/dy < 360$  nb/nucleon for  $D^0 \rightarrow \pi^+ K^-$  and  $< 290$  nb/nucleon for  $\bar{D}^0 \rightarrow \pi^- K^+$  at  $y_{cm} = -0.4$ . For

the combined spectra we find an upper limit (95% C.L.) of 500 nb.

These limits are a factor of 60 greater than the observed  $J/\psi(3.1)$  cross-section in the  $\mu^+ \mu^-$  spectrum.

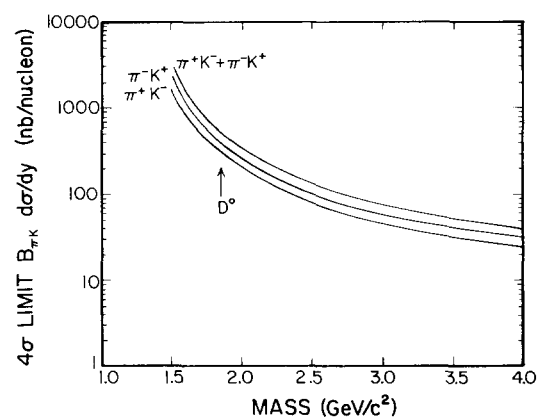


Fig. 6. Sensitivity of the  $\pi K$  measurements to the production of new, narrow particles. The sensitivity is expressed in terms of the cross-section corresponding to a  $4\sigma$  peak with a width given by the mass resolution.

<sup>‡4</sup> The magnitude of these effects as well as the experimental dead times differed for the  $J/\psi$  and  $\pi K$  measurements. *Direct* statistical comparisons of the  $J/\psi$  and  $\pi K$  raw data are thus misleading in deducing ratios of cross-sections.

We note that our summed  $\pi K$  spectrum contains nearly  $10^4$  events per 10 MeV bin in the  $D^0$  region corresponding to one percent fluctuations in the background. Our resulting sensitivity at  $1.865 \text{ GeV}/c^2$  is an order of magnitude better than in other  $\pi K$  measurements at very high energy [5]. It would obviously not be easy to make significant improvements on this kind of measurement. We therefore feel that the observation of the  $D^0$  in hadronic collisions, if at all possible, will require a scheme that focusses on some unique feature of  $D^0$  production such as slow pions from  $D^* \rightarrow \pi D$  decay<sup>‡5</sup> or prompt leptons from associated  $\bar{D}^0$  decay.

We acknowledge the help and encouragement ex-

<sup>‡5</sup> This has been proposed by V. Fitch and collaborators.

tended to us by the Fermilab staff, particularly members of the Computer Center and the Meson Laboratory. This work was supported by the U.S. Energy Research and Development Administration and the National Science Foundation.

### References

- [1] G. Goldhaber et al., Phys. Rev. Lett. 37 (1976) 255.
- [2] D. Bintinger et al., Phys. Rev. Lett. 37 (1976) 732.
- [3] R. Thun et al., Nucl. Inst. Meth. 138 (1976) 437.
- [4] H.D. Snyder et al., Phys. Rev. Lett. 36 (1976) 1415; B.C. Brown et al., Fermilab-77/54-EXP, 7100.288.
- [5] M.G. Albrow et al., Nucl. Phys. B114 (1976) 365; J.C. Alder et al., Phys. Letters 66B (1977) 401.