

**Center for National
Truck and Bus Statistics**

**BUSES INVOLVED
IN FATAL ACCIDENTS
CODEBOOK 2001**

Michael Shrank
Daniel Hershberger
Daniel Blower
John Woodrooffe

December 2004

UMTRI

The University of Michigan
Transportation Research Institute

BUSES INVOLVED IN FATAL ACCIDENTS CODEBOOK 2001
(Version December 16, 2004)

Michael Shrank

Daniel Hershberger

Daniel Blower

John Woodrooffe

Center for National Truck and Bus Statistics

University of Michigan Transportation Research Institute

December 2004

The research reported herein was conducted under general research funds provided by the Affiliates Program for the Center for National Truck and Bus Statistics and the Federal Motor Carrier Safety Administration. The opinions, findings, and conclusions expressed in this publication are those of the authors and not necessarily those of the U.S. Department of Transportation, Federal Motor Carrier Safety Administration, or the sponsors of the Affiliates Program.

Technical Report Documentation Page

1. Report No. UMTRI-2004-42		2. Government Accession No.		3. Recipient's Catalog No.	
4. Title and Subtitle BUSES INVOLVED IN FATAL ACCIDENTS CODEBOOK 2001 (Version December 16, 2004)				5. Report Date December 2004	
				6. Performing Organization Code	
7. Authors Michael Shrank, Daniel Hershberger, Daniel Blower, John Woodrooffe				8. Performing Organization Report No. UMTRI-2004-42	
9. Performing Organization Name and Address University of Michigan Transportation Research Institute 2901 Baxter Road, Ann Arbor, Michigan 48109-2150				10. Work Unit No.	
				11. Contract or Grant No. DTMC75-02-R-00090	
12. Sponsoring Agency Name and Address U.S. Department of Transportation Federal Motor Carrier Safety Administration 400 Seventh Street, S.W. Washington, D.C. 20590				13. Type of Report and Period Covered Special Report	
				14. Sponsoring Agency Code	
15. Supplementary Notes					
16. Abstract <p>This report provides one-way frequencies for all vehicles in UMTRI's file of Buses Involved in Fatal Accidents (BIFA), 2001. The 2001 BIFA file is a census of all buses involved in a fatal accident in the United States. The BIFA database provides coverage of buses recorded in the Fatality Analysis Reporting System (FARS) file. BIFA combines vehicle, accident, and occupant records from FARS with information about the physical configuration and operating authority of the bus from the BIFA survey.</p>					
17. Key Words buses, fatal accident data			18. Distribution Statement Unlimited		
19. Security Classification (of this report) Unclassified		20. Security Classification (of this page) Unclassified		21. No. of Pages 116	22. Price

Acknowledgments

The data documented in this report are the product of the dedicated efforts of many people. The project originated under the direction of Ken Campbell. Daniel Hershberger managed the survey and edited the cases. Laury Elwell, Stuart Snyder, and Art Oake served as interviewers. Their conscientious dedication to accuracy and completeness is greatly appreciated. The project would not have been possible without the willing cooperation of hundreds of bus owners, operators, and police officers across the country.

The BIFA survey is conducted by the Center for National Truck and Bus Statistics at the University of Michigan Transportation Research Institute with support from the Affiliates Program for the CNTBS. The preparation of the data file and codebook was supported by the Federal Motor Carrier Safety Administration.

INTRODUCTION

Overview

This report documents the December 16, 2004 version of the Buses Involved in Fatal Accidents, 2001, dataset. The report summarizes all the information in the computerized data file. That file contains records for all the buses that were involved in a fatal accident in all 50 U.S. states during calendar year 2001. A bus is defined as a vehicle designed to carry at least nine people, including the driver, that is not used for personal transportation. All the vehicles included in the BIFA file are from Version 29May03, 2003, of the Fatality Analysis Reporting System (FARS) file for 2001 accidents, developed by the National Highway Traffic Safety Administration (NHTSA).

The Center for National Truck and Bus Statistics (CNTBS) at the University of Michigan's Transportation Research Institute (UMTRI) has compiled the TIFA (Trucks Involved in Fatal Accidents) file each year since 1980. Patterned after this file, the BIFA database combines CNTBS survey data with FARS variables to provide complete national coverage and an enhanced description of all buses involved in fatal traffic accidents in the United States. The purpose of the BIFA file is to provide accurate and complete information on the fatal accident experience of buses nationwide to support the evaluation of bus traffic safety issues.

The 2001 BIFA file is a census file, including each of the 312 buses involved in a fatal traffic accident in 2001. This codebook presents the code levels and frequency distributions for each variable in the BIFA file.

Missing data rates for BIFA survey variables vary. The range of missing data values is illustrated by the following examples. Bus type (variable 1180) could not be determined for only one (0.3%) of the 312 cases. Hours driving (variable 1510) is unknown for 95 (30.4%) cases. Gross vehicle weight rating (variable 1240) could not be determined with certainty for 64 (20.5%) cases. This variable is most often obtained by decoding the Vehicle Identification Number (VIN). In some cases, GVWR information was furnished by primary respondents and, if plausible, accepted. In other cases, a GVWR determination could be made based on familiarity with vehicle type. Cases for which the GVWR variable could not be decoded or determined with certainty were coded as unknown.

The dataset includes virtually all the variables from the public version of the FARS file: the accident variables, the vehicle variables (for the bus), and the occupant variables (for the driver

of the bus). All records in the BIFA file are at the vehicle level; that is, there is one record for each bus involved.

In addition to the variables from FARS (variables 1 through 363), there is a set of variables (numbers 1110 through 1870) that contains the information from the BIFA survey form. The bulk of this information is produced by telephone interviews with the driver, owner, or some other involved party. Some of this information is transcribed from police reports collected from the states.

In total, 31 police reports involving fatal bus crashes in 2001 were unavailable. For all of these cases, an attempt was made to match the FARS case to the Motor Carrier Management Information System (MCMIS) case using date, time, and vehicle information. The MCMIS file usually contains contact information for both owner and investigating officer. These data were used to obtain information when possible. Only those cases where the match was certain were pursued.

While the FARS file includes much information on the accident environment and events, the information on the vehicles involved, particularly buses, is limited. The BIFA survey supplements the FARS file with a detailed description of each bus and its operator. The BIFA survey collects information about the physical configuration of the bus, the type of organization operating the bus, and the type of application the bus was used for. In addition, the BIFA survey determines the seating capacity of the bus; its weight, length, and width; the number of passengers at the time of the crash; and several other details of the operations of the bus. (The BIFA survey instrument may be found in the appendix of this codebook.) The combination of the FARS accident-level variables with the physical description of the bus from the BIFA survey provides the most detailed account of buses involved in fatal accidents available.

Sources of Information

The first step in the acquisition of the data to supplement FARS is to obtain, from the states, copies of the police reports on all fatal accidents involving at least one bus. While the formats of these reports vary considerably from state to state, they all include the identities of the owner and the driver of the vehicles involved (though some states remove this information) and a description, sometimes very brief, of what occurred. These police reports are used to identify the appropriate respondent to contact and to check responses for accuracy. As mentioned earlier, thirty-one police reports were unavailable.

Information is collected primarily by telephone interviews. The person or company contacted is, when possible, the owner of the vehicle as listed in the police report. If no contact can be made with the owner, an attempt is made to reach the driver. If neither the owner nor the driver can be reached, as much information as possible is collected from other parties, such as the police officer

who investigated the accident or the tow truck operator if the vehicle was towed from the scene. Finally, if no knowledgeable respondent can be found, as much information as possible is coded from the police report. For these cases, variable 1830, which documents whether an interview was conducted, is coded "no," and variable 1840, police report, is coded "yes."

CNTBS survey staff are specially trained to collect the BIFA data. The training includes information on the types and uses of different buses, methods for locating knowledgeable respondents, and the different terms used in different industry segments and areas. Unlike many phone surveys in which questions are read from a script, the BIFA interview depends in large part on the knowledge of the CNTBS researchers. The extensive training about buses enables them to probe intelligently and effectively for the required information.

An experienced editor reviews each BIFA case. The editor decodes the VINs and reviews the bus description obtained in the interview for consistency and accuracy. The editor compares the description of each bus obtained by the survey with manufacturers' specifications and other materials. These materials include chassis and body specifications for many bus makes and models, as well as typical passenger seating configurations for different bus types and applications.

All modifications to survey responses are indicated in variables 1861 through 1870. Imputations made by the editor to fill in missing data elements are also indicated there. The numbers coded in these variables are the question numbers on the interview form. For example, a "16" in variable 1862 indicates that the second item corrected or derived for that particular case was the response to question 16 on the interview form. There is no particular pattern to the order in which such modifications are indicated. Derivations were made when the editor was able to deduce a piece of information to fill in something missing on the interview form. For example, an empty weight might have been estimated for the bus by decoding the VIN to identify the model, consulting the manufacturer's specifications for the cab and chassis weight, and then adding the appropriate amount for the body.

Number of Cases

Version 29May03 of the 2001 FARS file lists 311 vehicles involved in fatal accidents in the United States, that were identified as possible buses. However, some of the selected vehicles were subsequently found to be non-passenger carrying vehicles. These included motor home conversions, light cargo vans, farm cargo vehicles, etc. Altogether six cases were determined to be something other than a bus. In addition, seven cases were identified during the TIFA interviewing process that proved to be buses, not trucks. These cases were not identified as buses in any FARS variable, but were only discovered because the CNTBS also surveys trucks involved in fatal accidents. Adding these seven cases to the 311 cases

identified in FARS yields 318 vehicles. Subtracting the six vehicles incorrectly identified in FARS as a bus leaves 312, which is the number of buses involved in fatal traffic accidents in 2001.

Obtaining Information from the Dataset

This report provides counts and distributions of the code values for each variable in the BIFA file. These tabulations are useful for understanding the variables available in the file, the completeness of the data, and the number of cases with any specific code value.

Many research questions require more detailed cross-classification of the data. The staff of the Center for National Truck and Bus Statistics at UMTRI is pleased to make appropriate runs for outside users. Requests for consultation on and analysis of the data are welcome and may be addressed to Daniel Blower at (734) 764-0248. The file has also been provided to the FMCSA. Finally, while every effort has been made to check the accuracy of the data, the file may contain errors not yet detected.

BUSES INVOLVED IN FATAL ACCIDENTS, 2001
FARS ACCIDENT VARIABLES

Variable Number	Variable Name	Width	Storage Type	Page Number
1	CASE STATE	2	Numeric	15
2	CASE NUMBER	4	Numeric	16
7	CITY	4	Numeric	16
8	COUNTY	3	Numeric	16
9	ACCIDENT DATE - MONTH	2	Numeric	17
10	ACCIDENT DATE - DAY	2	Numeric	17
11	ACCIDENT DATE - YEAR	4	Numeric	17
12	ACCIDENT TIME - HOUR	2	Numeric	17
13	ACCIDENT TIME - MINUTE	2	Numeric	18
14	NUMBER OF VEHICLE FORMS	2	Numeric	18
15	NUMBER OF PERSON FORMS	2	Numeric	19
16	LAND USE	1	Numeric	19
17	NATIONAL HIGHWAY SYSTEM	1	Numeric	20
18	ROADWAY FUNCTION CLASS	2	Numeric	20
19	ROUTE SIGNING	1	Numeric	20
20	TRAFFICWAY IDENTIFIER	20	Alphabetic	21
21	MILEPOINT	5	Numeric	21
22	SPECIAL JURISDICTION	1	Numeric	21
23	FIRST HARMFUL EVENT	2	Numeric	22
24	MANNER OF COLLISION	1	Numeric	24
25	RELATION TO JUNCTION	2	Numeric	24
26	RELATION TO ROADWAY	2	Numeric	25
27	TRAFFICWAY FLOW	1	Numeric	25
28	NUMBER OF TRAVEL LANES	1	Numeric	25
29	SPEED LIMIT	2	Numeric	26
30	ROADWAY ALIGNMENT	1	Numeric	26
31	ROADWAY PROFILE	1	Numeric	26
32	ROADWAY SURFACE TYPE	1	Numeric	27
33	ROADWAY SURFACE CONDITION	1	Numeric	27
34	TRAFFIC CONTROL DEVICE	2	Numeric	27
35	TRAFFIC CONT FUNCTIONING	1	Numeric	29
36	HIT AND RUN	1	Numeric	29
37	LIGHT CONDITION	1	Numeric	29
38	ATMOSPHERIC CONDITIONS	1	Numeric	29
39	CONSTRUCTION/MAINT ZONE	1	Numeric	30
40	EMS NOTIFIED - HOUR	2	Numeric	30
41	EMS NOTIFIED - MINUTE	2	Numeric	30
42	EMS ARRIVAL - HOUR	2	Numeric	31
43	EMS ARRIVAL - MINUTE	2	Numeric	31
46	SCHOOL BUS RELATED	1	Numeric	31
48	RAIL GRADE CROSSING ID	7	Alphabetic	31
49	NUMBER FATALITIES IN ACC	2	Numeric	32
50	DAY OF WEEK	1	Numeric	32
51	NUMBER DRINKING DRIVERS	1	Numeric	32
52	ACCIDENT DATE - JULIAN	5	Numeric	32
53	NUMBER UNINJURED IN ACC	2	Numeric	33
54	NUMBER C-INJURED IN ACC	2	Numeric	33
55	NUMBER B-INJURED IN ACC	2	Numeric	33
56	NUMBER A-INJURED IN ACC	2	Numeric	34
57	NUMBER K-INJURED IN ACC	2	Numeric	34

BUSES INVOLVED IN FATAL ACCIDENTS, 2001
FARS ACCIDENT VARIABLES

<u>Variable Number</u>	<u>Variable Name</u>	<u>Width</u>	<u>Storage Type</u>	<u>Page Number</u>
58	NUM UNK INJURED IN ACC	2	Numeric	35
59	ACC RELATED FACTORS #1	2	Numeric	35
60	ACC RELATED FACTORS #2	2	Numeric	36
61	ACC RELATED FACTORS #3	2	Numeric	36

BUSES INVOLVED IN FATAL ACCIDENTS, 2001
FARS VEHICLE VARIABLES

Variable Number	Variable Name	Width	Storage Type	Page Number
104	VEHICLE NUMBER	2	Numeric	37
107	NUMBER OF OCCUPANTS	2	Numeric	37
108	VEHICLE MAKE	2	Numeric	38
109	VEHICLE MAKE-MODEL	5	Numeric	38
110	BODY TYPE	2	Numeric	39
111	MODEL YEAR	4	Numeric	39
112	VIN	12	Alphabetic	40
123	REGISTRATION STATE	2	Numeric	40
124	REGISTERED VEHICLE OWNER	1	Numeric	42
125	ROLLOVER	1	Numeric	42
126	JACKKNIFE	1	Numeric	42
127	TRAVEL SPEED	2	Numeric	42
128	HAZARDOUS CARGO	1	Numeric	43
129	VEHICLE TRAILERING	1	Numeric	43
130	VEHICLE CONFIGURATION	2	Numeric	43
131	NUMBER OF AXLES	2	Numeric	44
132	CARGO BODY TYPE	2	Numeric	44
133	SPECIAL USE	1	Numeric	44
134	EMERGENCY USE	1	Numeric	45
135	IMPACT POINT - INITIAL	2	Numeric	45
136	IMPACT POINT - PRINCIPAL	2	Numeric	45
137	EXTENT OF DEFORMATION	1	Numeric	46
138	VEHICLE ROLE	1	Numeric	46
139	MANNER OF LEAVING SCENE	1	Numeric	46
140	FIRE OCCURRENCE	1	Numeric	46
142	VEHICLE MANEUVER	2	Numeric	47
143	CRASH AVOIDANCE MANUEVER	1	Numeric	47
144	MOST HARMFUL EVENT	2	Numeric	47
145	NUMBER OF DEATHS IN VEH	2	Numeric	50
151	VIN TRUCK FUEL CODE	1	Numeric	50
152	VIN TRUCK WEIGHT CODE	1	Numeric	50
153	VIN TRUCK SERIES	3	Alphabetic	50
155	LENGTH OF VIN	2	Numeric	51
156	NUMBER UNINJURED IN VEH	2	Numeric	51
157	NUMBER C-INJURED IN VEH	2	Numeric	51
158	NUMBER B-INJURED IN VEH	2	Numeric	52
159	NUMBER A-INJURED IN VEH	2	Numeric	52
160	NUMBER K-INJURED IN VEH	2	Numeric	52
161	NUM UNK INJURED IN VEH	2	Numeric	53
162	VEH RELATED FACTORS #1	2	Numeric	53
163	VEH RELATED FACTORS #2	2	Numeric	54
164	UNDERRIDE/OVERRIDE	1	Numeric	54
170	MOTOR CARRIER ID NUMBER	11	Alphabetic	54
171	BUS USE	1	Numeric	55
172	GROSS WEIGHT RATING-GVWR	1	Numeric	55

BUSES INVOLVED IN FATAL ACCIDENTS, 2001
FARS DRIVER VARIABLES

Variable Number	Variable Name	Width	Storage Type	Page Number
207	DRIVER PRESENCE	1	Numeric	57
208	DRIVER DRINKING	1	Numeric	57
209	LICENSE STATE	2	Numeric	57
210	NON-CDL LICENSE STATUS	1	Numeric	58
211	LICENSE CLASS COMPLIANCE	1	Numeric	59
212	CDL LICENSE STATUS	1	Numeric	59
213	LICENSE ENDORSEMENTS	1	Numeric	60
214	LICENSE RESTRICTIONS MET	1	Numeric	60
216	NUMBER OF PREV ACCIDENTS	2	Numeric	60
217	NUMBER PREV SUSPENSIONS	2	Numeric	60
218	NUMBER OF PREV DWI CONV	2	Numeric	61
219	NUM PREV SPEEDING CONV	2	Numeric	61
220	NUM PREV OTHER MV CONV	2	Numeric	61
221	LAST ACCIDENT - MONTH	2	Numeric	62
222	LAST ACCIDENT - YEAR	4	Numeric	62
223	FIRST ACCIDENT - MONTH	2	Numeric	62
224	FIRST ACCIDENT - YEAR	4	Numeric	63
227	DRIVER RELATED FACTORS#1	2	Numeric	63
228	DRIVER RELATED FACTORS#2	2	Numeric	66
229	DRIVER RELATED FACTORS#3	2	Numeric	66
230	DRIVER RELATED FACTORS#4	2	Numeric	67
231	VIOLATIONS CHARGED #1	2	Numeric	68
232	VIOLATIONS CHARGED #2	2	Numeric	70
233	VIOLATIONS CHARGED #3	2	Numeric	70
235	DRIVER HEIGHT	2	Numeric	71
236	DRIVER WEIGHT	3	Numeric	71

BUSES INVOLVED IN FATAL ACCIDENTS, 2001
FARS OCCUPANT VARIABLES

Variable Number	Variable Name	Width	Storage Type	Page Number
306	OCCUPANT NUMBER	2	Numeric	73
308	OCCUPANT AGE	2	Numeric	73
309	OCCUPANT SEX	1	Numeric	74
310	OCCUPANT TYPE	2	Numeric	74
311	OCC SEATING POSITION	2	Numeric	75
312	RESTRAINT SYSTEM USE	2	Numeric	75
313	AIR BAG AVAIL/DEPLOY	2	Numeric	75
314	OCCUPANT EJECTION	1	Numeric	76
315	EJECTION PATH	1	Numeric	76
316	OCCUPANT EXTRICATION	1	Numeric	76
321	DRUG INVOLVEMENT	1	Numeric	76
322	DRUG DETERMINATION	1	Numeric	77
323	DRUG TEST TYPE #1	1	Numeric	77
324	DRUG TEST RESULTS #1	3	Numeric	77
325	DRUG TEST TYPE #2	1	Numeric	78
326	DRUG TEST RESULTS #2	3	Numeric	78
327	DRUG TEST TYPE #3	1	Numeric	79
328	DRUG TEST RESULTS #3	3	Numeric	80
329	OCCUPANT INJURY SEVERITY	1	Numeric	80
330	OCC TAKEN TO HOSPITAL	1	Numeric	81
331	OCC DEATH DATE - MONTH	2	Numeric	81
332	OCC DEATH DATE - DAY	2	Numeric	82
333	OCC DEATH DATE - YEAR	4	Numeric	82
334	OCC DEATH TIME - HOURS	2	Numeric	82
335	OCC DEATH TIME - MINUTES	2	Numeric	82
336	LAG TIME ACC/DEATH - HRS	3	Numeric	83
342	OCC FATAL INJURY AT WORK	1	Numeric	83
345	OCC ALCOHOL INVOLVEMENT	1	Numeric	83
346	OCC METH ALC DETERMINAT	1	Numeric	83
347	ALCOHOL TEST TYPE	1	Numeric	84
348	OCC ALCOHOL TEST RESULT	2	Numeric	84
361	RACE	2	Numeric	84
362	HISPANIC ORIGIN	2	Numeric	85
363	OCC DEAD ON ARRIVAL	1	Numeric	85

BUSES INVOLVED IN FATAL ACCIDENTS, 2001
SURVEY VARIABLES

Variable Number	Variable Name	Width	Storage Type	Page Number
1110	BUS MAKE	3	Numeric	87
1120	FINAL MANUFACTURER	30	Alphabetic	87
1130	MODEL YEAR	4	Numeric	88
1140	FRONT OF BUS	1	Numeric	88
1150	ENGINE LOCATION	1	Numeric	88
1160	FUEL TYPE	1	Numeric	89
1170	BUS MODEL	10	Alphabetic	89
1180	BUS TYPE	2	Numeric	89
1190	DESCRIPTION OF BUS	50	Alphabetic	89
1200	NUMBER OF AXLES	1	Numeric	90
1210	BODY STYLE	1	Numeric	91
1220	PASS SEATING CAPACITY	3	Numeric	91
1230	NUMBER OF PASSENGERS	3	Numeric	92
1240	GROSS VEH WEIGHT RATING	1	Numeric	93
1250	EMPTY WEIGHT	6	Numeric	94
1260	LENGTH	3	Numeric	94
1270	WIDTH	3	Numeric	95
1280	GEN PASSENGER RESTRAINT	1	Numeric	95
1290	SPECIAL NEEDS RESTRAINT	1	Numeric	95
1310	DESCRIPTION OF OPER AUTH	50	Alphabetic	95
1320	FLEET SIZE	6	Numeric	96
1330	NUMBER OWNED	6	Numeric	97
1340	NUMBER LEASED	6	Numeric	97
1350	BUS OPERATOR TYPE	2	Numeric	97
1360	AREA OF OPERATION	1	Numeric	97
1370	OPERATING AUTHORITY	1	Numeric	98
1380	TRIP TYPE	1	Numeric	98
1410	ROLLOVER	1	Numeric	98
1420	DIRECTION OF ROLL	1	Numeric	98
1430	NUMBER OF QUARTER TURNS	2	Numeric	99
1510	HOURS DRIVING	2	Numeric	99
1520	COMPENSATION-HOURLY	1	Numeric	99
1530	COMPENSATION-MILEAGE	1	Numeric	99
1540	COMPENSATION-TIPS	1	Numeric	100
1550	COMPENSATION-% REVENUE	1	Numeric	100
1560	COMPENSATION-SALARY	1	Numeric	100
1570	COMPENSATION-DRIVER OWN	1	Numeric	100
1580	COMPENSATION-DRIVER VOL	1	Numeric	100
1590	COMPENSATION-NOT A DRVR	1	Numeric	101
1600	COMPENSATION-OTHER	1	Numeric	101
1610	DESCRIBE COMPENSATION	50	Alphabetic	101
1710	ACCIDENT TYPE	2	Numeric	101
1720	PEDESTRIAN FATALITY	2	Numeric	102
1830	INTERVIEW CONDUCTED	1	Numeric	102
1840	POLICE REPORT	1	Numeric	102
1850	FAX/MAIL	1	Numeric	103
1861	1ST QUESTION DERIVED	2	Numeric	103
1862	2ND QUESTION DERIVED	2	Numeric	103
1863	3RD QUESTION DERIVED	2	Numeric	103
1864	4TH QUESTION DERIVED	2	Numeric	104

BUSES INVOLVED IN FATAL ACCIDENTS, 2001
SURVEY VARIABLES

<u>Variable Number</u>	<u>Variable Name</u>	<u>Width</u>	<u>Storage Type</u>	<u>Page Number</u>
1865	5TH QUESTION DERIVED	2	Numeric	104
1866	6TH QUESTION DERIVED	2	Numeric	104
1867	7TH QUESTION DERIVED	2	Numeric	104
1868	8TH QUESTION DERIVED	2	Numeric	104
1869	9TH QUESTION DERIVED	2	Numeric	104
1870	10TH QUESTION DERIVED	2	Numeric	105

The ACCIDENT Variables

Variables 1 through 61 are the FARS variables that describe the accident.

Variable 1	CASE STATE		Width: 2	Type: Numeric
			Dec: None	Miss: None
N	Prcnt	Code Value and Description		
4	1.3	1 Alabama		
3	1.0	2 Alaska		
6	1.9	4 Arizona		
7	2.2	5 Arkansas		
38	12.2	6 California		
6	1.9	8 Colorado		
0	0.0	9 Connecticut		
0	0.0	10 Delaware		
2	0.6	11 District of Columbia		
21	6.7	12 Florida		
9	2.9	13 Georgia		
5	1.6	15 Hawaii		
4	1.3	16 Idaho		
13	4.2	17 Illinois		
4	1.3	18 Indiana		
3	1.0	19 Iowa		
2	0.6	20 Kansas		
2	0.6	21 Kentucky		
8	2.6	22 Louisiana		
2	0.6	23 Maine		
5	1.6	24 Maryland		
3	1.0	25 Massachusetts		
9	2.9	26 Michigan		
5	1.6	27 Minnesota		
2	0.6	28 Mississippi		
6	1.9	29 Missouri		
0	0.0	30 Montana		
2	0.6	31 Nebraska		
5	1.6	32 Nevada		
0	0.0	33 New Hampshire		
10	3.2	34 New Jersey		
3	1.0	35 New Mexico		
39	12.5	36 New York		
2	0.6	37 North Carolina		
0	0.0	38 North Dakota		
6	1.9	39 Ohio		
4	1.3	40 Oklahoma		
2	0.6	41 Oregon		
12	3.8	42 Pennsylvania		
1	0.3	44 Rhode Island		
7	2.2	45 South Carolina		
0	0.0	46 South Dakota		
6	1.9	47 Tennessee		
16	5.1	48 Texas		

BUSES INVOLVED IN FATAL ACCIDENTS, 2001
 FARS ACCIDENT VARIABLES

Variable 1:CASE STATE (Continued)

N	Prcnt	Code	Value and Description
2	0.6	49	Utah
1	0.3	50	Vermont
5	1.6	51	Virginia
10	3.2	53	Washington
2	0.6	54	West Virginia
8	2.6	55	Wisconsin
0	0.0	56	Wyoming

Variable 2	CASE NUMBER	Width: 4	Type: Numeric
		Dec: None	Miss: None

CASE NUMBER ASSIGNED WITHIN STATES

N	Prcnt	Code	Value and Description
0	0.0	1	
		-	Case number
0	0.0	9999	

Variable 7	CITY	Width: 4	Type: Numeric
		Dec: None	Miss: 9999

CITY - GSA GEOGRAPHIC LOCATION CODE

N	Prcnt	Code	Value and Description
122	39.1	0	Not applicable
0	0.0	1	
		-	GSA code
0	0.0	9996	
1	0.3	9997	Other
0	0.0	9999	Unknown

Variable 8	COUNTY	Width: 3	Type: Numeric
		Dec: None	Miss: 999

COUNTY - GSA GEOGRAPHIC LOCATION CODE

N	Prcnt	Code	Value and Description
1	0.3	0	Not applicable
8	2.6	1	
		-	GSA code
0	0.0	996	
0	0.0	997	Other
0	0.0	999	Unknown

BUSES INVOLVED IN FATAL ACCIDENTS, 2001
 FARS ACCIDENT VARIABLES

Variable 9	ACCIDENT DATE - MONTH	Width: 2	Type: Numeric
		Dec: None	Miss: 99

N	Prcnt	Code	Value and Description
31	9.9	1	January
26	8.3	2	February
29	9.3	3	March
34	10.9	4	April
33	10.6	5	May
9	2.9	6	June
18	5.8	7	July
25	8.0	8	August
16	5.1	9	September
36	11.5	10	October
28	9.0	11	November
27	8.7	12	December

Variable 10	ACCIDENT DATE - DAY	Width: 2	Type: Numeric
		Dec: None	Miss: 99

N	Prcnt	Code	Value and Description
11	3.5	1	
		-	Day of month
7	2.2	31	

Variable 11	ACCIDENT DATE - YEAR	Width: 4	Type: Numeric
		Dec: None	Miss: 9999

N	Prcnt	Code	Value and Description
312	100.0	2001	2001

Variable 12	ACCIDENT TIME - HOUR	Width: 2	Type: Numeric
		Dec: None	Miss: 99

N	Prcnt	Code	Value and Description
5	1.6	0	12:01 am - 12:59 am
2	0.6	1	1:00 am - 1:59 am
3	1.0	2	2:00 am - 2:59 am
3	1.0	3	3:00 am - 3:59 am
2	0.6	4	4:00 am - 4:59 am
4	1.3	5	5:00 am - 5:59 am
21	6.7	6	6:00 am - 6:59 am
29	9.3	7	7:00 am - 7:59 am
23	7.4	8	8:00 am - 8:59 am
18	5.8	9	9:00 am - 9:59 am
12	3.8	10	10:00 am - 10:59 am

BUSES INVOLVED IN FATAL ACCIDENTS, 2001
 FARS ACCIDENT VARIABLES

Variable 12: ACCIDENT TIME - HOUR (Continued)

N	Prcnt	Code	Value and Description
11	3.5	11	11:00 am - 11:59 am
17	5.4	12	12:00 pm - 12:59 pm
14	4.5	13	1:00 pm - 1:59 pm
18	5.8	14	2:00 pm - 2:59 pm
43	13.8	15	3:00 pm - 3:59 pm
22	7.1	16	4:00 pm - 4:59 pm
14	4.5	17	5:00 pm - 5:59 pm
12	3.8	18	6:00 pm - 6:59 pm
6	1.9	19	7:00 pm - 7:59 pm
10	3.2	20	8:00 pm - 8:59 pm
5	1.6	21	9:00 pm - 9:59 pm
12	3.8	22	10:00 pm - 10:59 pm
6	1.9	23	11:00 pm - 11:59 pm
0	0.0	24	12:00 midnight
0	0.0	99	Unknown

Variable 13 ACCIDENT TIME - MINUTE Width: 2 Type: Numeric
 Dec: None Miss: 99

N	Prcnt	Code	Value and Description
22	7.1	0	- Minute
5	1.6	59	
0	0.0	99	Unknown

Variable 14 NUMBER OF VEHICLE FORMS Width: 2 Type: Numeric
 Dec: None Miss: None

NUMBER OF VEHICLES INVOLVED IN ACCIDENT

N	Prcnt	Code	Value and Description
102	32.7	1	1 vehicle
158	50.6	2	2 vehicles
36	11.5	3	3 vehicles
11	3.5	4	4 vehicles
3	1.0	5	5 vehicles
2	0.6	6	6 vehicles

Variable 15	NUMBER OF PERSON FORMS	Width: 2	Type: Numeric
		Dec: None	Miss: None

NUMBER OF PERSONS INVOLVED IN ACCIDENT

Does not include uninjured bus or railway train occupants

N	Prcnt	Code	Value and Description
2	0.6	1	1 person
137	43.9	2	2 persons
48	15.4	3	3 persons
38	12.2	4	4 persons
14	4.5	5	5 persons
10	3.2	6	6 persons
8	2.6	7	7 persons
5	1.6	8	8 persons
7	2.2	9	9 persons
4	1.3	10	10 persons
6	1.9	11	11 persons
2	0.6	12	12 persons
4	1.3	13	13 persons
1	0.3	14	14 persons
5	1.6	15	15 persons
4	1.3	16	16 persons
3	1.0	17	17 persons
1	0.3	18	18 persons
2	0.6	19	19 persons
1	0.3	23	23 persons
2	0.6	24	24 persons
1	0.3	26	26 persons
2	0.6	31	31 persons
1	0.3	33	33 persons
1	0.3	34	34 persons
1	0.3	36	36 persons
1	0.3	45	45 persons
1	0.3	60	60 persons
0	0.0	99	unknown persons

Variable 16	LAND USE	Width: 1	Type: Numeric
		Dec: None	Miss: 9

LAND USE - FHWA CLASSIFICATION

Recode of Roadway Function Class (V 18)

N	Prcnt	Code	Value and Description
178	57.1	1	Urban area
119	38.1	2	Rural area
15	4.8	9	Unknown

BUSES INVOLVED IN FATAL ACCIDENTS, 2001
FARS ACCIDENT VARIABLES

Variable 17	NATIONAL HIGHWAY SYSTEM	Width: 1	Type: Numeric
		Dec: None	Miss: 9

National Highway System (NHS) includes the entire Interstate System, and consists of principal arterial system routes and some Strategic Highway Network connectors functionally classified below principal arterial.

N	Prcnt	Code	Value and Description
213	68.3	0	This section is not on the NHS
80	25.6	1	This section is on the NHS
19	6.1	9	Unknown if this section is on the NHS

Variable 18	ROADWAY FUNCTION CLASS	Width: 2	Type: Numeric
		Dec: None	Miss: 99

N	Prcnt	Code	Value and Description
Rural			
19	6.1	1	Principal arterial - interstate
26	8.3	2	Principal arterial - other
23	7.4	3	Minor arterial
28	9.0	4	Major collector
9	2.9	5	Minor collector
12	3.8	6	Local road or street
2	0.6	9	Unknown rural
Urban			
18	5.8	11	Principal arterial - interstate
6	1.9	12	Principal arterial - other freeways or expressways
54	17.3	13	Other principal arterial
37	11.9	14	Minor arterial
15	4.8	15	Collector
45	14.4	16	Local road or street
3	1.0	19	Unknown urban
15	4.8	99	Unknown

Variable 19	ROUTE SIGNING	Width: 1	Type: Numeric
		Dec: None	Miss: 9

N	Prcnt	Code	Value and Description
37	11.9	1	Interstate
38	12.2	2	U.S. highway
68	21.8	3	State highway
47	15.1	4	County road
Local Street			
16	5.1	5	Township
87	27.9	6	Municipality

Variable 19:ROUTE SIGNING (Continued)

N	Prcnt	Code	Value and Description
1	0.3	7	Frontage road
8	2.6	8	Other
10	3.2	9	Unknown

Variable 20 TRAFFICWAY IDENTIFIER Width: 20 Type: Alphabetic
 Dec: None Miss: None

N	Prcnt	Code	Value and Description
2	0.6	99999999999999999999	Unknown

Variable 21 MILEPOINT Width: 5 Type: Numeric
 Dec: None Miss: 99999

N	Prcnt	Code	Value and Description
124	39.7	0	None
3	1.0	1	
		-	Actual to nearest .1 mile
0	0.0	99990	
36	11.5	99999	Unknown

Variable 22 SPECIAL JURISDICTION Width: 1 Type: Numeric
 Dec: None Miss: 9

N	Prcnt	Code	Value and Description
310	99.4	0	No special jurisdiction
0	0.0	1	National Park Service
0	0.0	2	Military
2	0.6	3	Indian reservation
0	0.0	4	College/University campus
0	0.0	5	Other Federal properties
0	0.0	8	Other
0	0.0	9	Unknown

BUSES INVOLVED IN FATAL ACCIDENTS, 2001
FARS ACCIDENT VARIABLES

Variable 23	FIRST HARMFUL EVENT	Width: 2	Type: Numeric
		Dec: None	Miss: 99

1ST EVENT CAUSING INJURY/PROPERTY DAMAGE

N	Prcnt	Code	Value and Description
3	1.0	1	Overturn
0	0.0	2	Fire/explosion
0	0.0	3	Immersion
0	0.0	4	Gas inhalation
0	0.0	5	Fell from vehicle
0	0.0	6	Injured in vehicle
2	0.6	7	Other noncollision
78	25.0	8	Pedestrian
14	4.5	9	Pedalcycle
0	0.0	10	Railway train
0	0.0	11	Animal
187	59.9	12	Motor vehicle in transport
8	2.6	13	Motor vehicle in transport in other roadway
4	1.3	14	Parked motor vehicle
2	0.6	15	Other type nonmotorist
0	0.0	16	Thrown or falling object
0	0.0	17	Boulder
0	0.0	18	Other object (not fixed)
0	0.0	19	Building
0	0.0	20	Impact attenuator/crash cushion
1	0.3	21	Bridge pier or abutment
0	0.0	22	Bridge parapet end
1	0.3	23	Bridge rail
5	1.6	24	Guardrail
0	0.0	25	Concrete traffic barrier
0	0.0	26	Other longitudinal barrier type
1	0.3	27	Highway/traffic sign post
0	0.0	28	Overhead sign support
0	0.0	29	Luminaire/light support
1	0.3	30	Utility pole
0	0.0	31	Other post, pole or supports
0	0.0	32	Culvert
1	0.3	33	Curb
1	0.3	34	Ditch
0	0.0	35	Embankment - earth
0	0.0	36	Embankment - rock, stone or concrete
0	0.0	37	Embankment - material type unknown
1	0.3	38	Fence
0	0.0	39	Wall
0	0.0	40	Fire hydrant
1	0.3	41	Shrubbery
0	0.0	42	Tree
0	0.0	43	Other fixed object
0	0.0	44	Pavement surface irregularity (pothole, grooved, grates)
0	0.0	45	Transport device used as equipment
0	0.0	46	Traffic signal support
0	0.0	47	Vehicle Occupant Struck or Run Over by Own Vehicle
0	0.0	48	Collision With Snow Bank
1	0.3	49	Ridden animal or animal-drawn conveyance

Variable 23:FIRST HARMFUL EVENT (Continued)

N	Prcnt	Code	Value and Description
0	0.0	99	Unknown

The following list shows the code values given above grouped by collision type.

Noncollision Event

- 1 Overturn
- 2 Fire/explosion
- 3 Immersion
- 4 Gas inhalation
- 5 Fell from vehicle
- 6 Injured in vehicle
- 7 Other noncollision
- 16 Thrown or falling object
- 44 Pavement surface irregularity (pothole, grooved, grates)
- 47 Vehicle Occupant Struck or Run Over by Own Vehicle

Collision With Object Not Fixed

- 8 Pedestrian
- 9 Pedalcycle
- 10 Railway train
- 11 Animal
- 12 Motor vehicle in transport
- 13 Motor vehicle in transport in other roadway
- 14 Parked motor vehicle
- 15 Other type nonmotorist
- 18 Other object (not fixed)
- 45 Transport device used as equipment
- 49 Ridden animal or animal-drawn conveyance

Collision With Fixed Object

- 17 Boulder
- 19 Building
- 20 Impact attenuator/crash cushion
- 21 Bridge pier or abutment
- 22 Bridge parapet end
- 23 Bridge rail
- 24 Guardrail
- 25 Concrete traffic barrier
- 26 Other longitudinal barrier type
- 27 Highway/traffic sign post
- 28 Overhead sign support
- 29 Luminaire/light support
- 30 Utility pole
- 31 Other post, pole or supports
- 32 Culvert
- 33 Curb
- 34 Ditch
- 35 Embankment - earth
- 36 Embankment - rock, stone or concrete
- 37 Embankment - material type unknown
- 38 Fence

BUSES INVOLVED IN FATAL ACCIDENTS, 2001
FARS ACCIDENT VARIABLES

Variable 23: FIRST HARMFUL EVENT (Continued)

Code Value and Description

39 Wall
40 Fire hydrant
41 Shrubbery
42 Tree
43 Other fixed object
46 Traffic signal support
48 Collision With Snow Bank

Variable 24	MANNER OF COLLISION	Width: 1	Type: Numeric
		Dec: None	Miss: 9

N	Prcnt	Code	Value and Description
117	37.5	0	Not a collision with a motor vehicle in transport
38	12.2	1	Rear-end
56	17.9	2	Head-on
1	0.3	3	Rear-to-rear
91	29.2	4	Angle
6	1.9	5	Sideswipe - same direction
3	1.0	6	Sideswipe - opposite direction
0	0.0	9	Unknown

Variable 25	RELATION TO JUNCTION	Width: 2	Type: Numeric
		Dec: None	Miss: 99

N	Prcnt	Code	Value and Description
Noninterchange			
157	50.3	1	Nonjunction
114	36.5	2	Intersection
26	8.3	3	Intersection related
5	1.6	4	Driveway, alley, access, etc.
1	0.3	5	Entrance/exit ramp related
0	0.0	6	Rail grade crossing
0	0.0	7	In crossover
0	0.0	9	Unknown, noninterchange
Interchange area			
0	0.0	10	Intersection
1	0.3	11	Intersection related
0	0.0	12	Driveway access
4	1.3	13	Entrance/exit ramp related
0	0.0	14	In crossover
4	1.3	15	Other location in interchange
0	0.0	19	Unknown, interchange area
0	0.0	99	Unknown

Variable 26	<u>RELATION TO ROADWAY</u>	Width: 2	Type: Numeric
		Dec: None	Miss: 99

N	Prct	Code	Value and Description
286	91.7	1	On roadway
9	2.9	2	Shoulder
4	1.3	3	Median
10	3.2	4	Roadside
2	0.6	5	Outside right-of-way
0	0.0	6	Off roadway - location unknown
0	0.0	7	In parking lane
0	0.0	8	Gore
0	0.0	10	Separator
0	0.0	11	Two-way continuous left-turn lane
1	0.3	99	Unknown

Variable 27	<u>TRAFFICWAY FLOW</u>	Width: 1	Type: Numeric
		Dec: None	Miss: 9

A trafficway may include several roadways if it is a physically divided highway. Trafficways are not physically divided unless the divider is a median, barrier or other constructed device. Pavement markings do not qualify.

N	Prct	Code	Value and Description
184	59.0	1	Not physically divided (two way trafficway)
82	26.3	2	Divided highway, median strip (without traffic barrier)
23	7.4	3	Divided highway, median strip (with traffic barrier)
9	2.9	4	One way trafficway
7	2.2	5	Divided highway, median strip (2way cont left-turn lane)
7	2.2	9	Unknown

Variable 28	<u>NUMBER OF TRAVEL LANES</u>	Width: 1	Type: Numeric
		Dec: None	Miss: 9

A roadway is one part of a divided trafficway or, if undivided, the same as the trafficway. It refers to the roadway on which the vehicle precipitating the accident was traveling. Only lanes open for travel are counted. Turn lanes are therefore excluded.

N	Prct	Code	Value and Description
3	1.0	1	1 lane
210	67.3	2	2 lanes
36	11.5	3	3 lanes
42	13.5	4	4 lanes
4	1.3	5	5 lanes
6	1.9	6	6 lanes
1	0.3	7	7 or more lanes
10	3.2	9	Unknown

BUSES INVOLVED IN FATAL ACCIDENTS, 2001
FARS ACCIDENT VARIABLES

Variable 29	SPEED LIMIT	Width: 2	Type: Numeric
		Dec: None	Miss: 99

N	Prcnt	Code	Value and Description
0	0.0	0	No statutory limit
0	0.0	5	5 mph
0	0.0	10	10 mph
0	0.0	15	15 mph
3	1.0	20	20 mph
41	13.1	25	25 mph
42	13.5	30	30 mph
51	16.3	35	35 mph
18	5.8	40	40 mph
34	10.9	45	45 mph
11	3.5	50	50 mph
53	17.0	55	55 mph
8	2.6	60	60 mph
24	7.7	65	65 mph
13	4.2	70	70 mph
2	0.6	75	75 mph
12	3.8	99	Unknown

Variable 30	ROADWAY ALIGNMENT	Width: 1	Type: Numeric
		Dec: None	Miss: 9

N	Prcnt	Code	Value and Description
274	87.8	1	Straight
37	11.9	2	Curve
1	0.3	9	Unknown

Variable 31	ROADWAY PROFILE	Width: 1	Type: Numeric
		Dec: None	Miss: 9

N	Prcnt	Code	Value and Description
248	79.5	1	Level
52	16.7	2	Grade
6	1.9	3	Hillcrest
0	0.0	4	Sag
6	1.9	9	Unknown

Variable 32 ROADWAY SURFACE TYPE Width: 1 Type: Numeric
 Dec: None Miss: 9

N	Prcnt	Code	Value and Description
40	12.8	1	Concrete
259	83.0	2	Blacktop, bituminous or asphalt
0	0.0	3	Brick or block
0	0.0	4	Slag, gravel or stone
0	0.0	5	Dirt
0	0.0	8	Other
13	4.2	9	Unknown

Variable 33 ROADWAY SURFACE CONDITION Width: 1 Type: Numeric
 Dec: None Miss: 9

ROADWAY SURFACE CONDITION

N	Prcnt	Code	Value and Description
261	83.7	1	Dry
45	14.4	2	Wet
1	0.3	3	Snow or slush
5	1.6	4	Ice
0	0.0	5	Sand, dirt, oil
0	0.0	8	Other
0	0.0	9	Unknown

Variable 34 TRAFFIC CONTROL DEVICE Width: 2 Type: Numeric
 Dec: None Miss: 99

N	Prcnt	Code	Value and Description
182	58.3	0	No controls
Not At Railroad Grade Crossing			
Highway traffic signals			
2	0.6	1	Traffic control signal (on colors) without pedestrian signal
17	5.4	2	Traffic control (on colors) with pedestrian signal
52	16.7	3	Traffic control signal (on colors) not known whether or not pedestrian signal
1	0.3	4	Flashing traffic control signal
1	0.3	5	Flashing beacon
0	0.0	6	Flashing highway traffic signal, type unknown or other than traffic control or beacon
0	0.0	7	Lane use control signal
4	1.3	8	Other highway traffic signal
0	0.0	9	Unknown highway traffic signal
Regulatory signs			
40	12.8	20	Stop sign

Variable 34:TRAFFIC CONTROL DEVICE (Continued)

N	Prcnt	Code	Value and Description
5	1.6	21	Yield sign
1	0.3	28	Other regulatory sign
0	0.0	29	Unknown type regulatory sign
			School zone signs
0	0.0	30	School speed limit sign
0	0.0	31	School advance or crossing sign
0	0.0	38	Other school related sign
0	0.0	39	Unknown type school zone sign
			Warning signs
3	1.0	40	Warning sign
			Miscellaneous not at railroad crossing
0	0.0	50	Officer, crossing guard, flagman, etc.
			At Railroad Grade Crossing
			Active devices
0	0.0	60	Gates
0	0.0	61	Flashing lights
0	0.0	62	Traffic control signal
0	0.0	63	Wigwags
0	0.0	64	Bells
0	0.0	68	Other train activated device
0	0.0	69	Active device, type unknown
			Passive devices
0	0.0	70	Cross-bucks
0	0.0	71	Stop sign
0	0.0	72	Other railroad crossing sign
0	0.0	73	Special warning device - watchman, flagged by crew
0	0.0	78	Other passive device
0	0.0	79	Passive device, type unknown
			Miscellaneous devices at railroad crossing
0	0.0	80	Grade crossing controlled, type unknown
			Whether Or Not At Railroad Grade Crossing
1	0.3	98	Other
3	1.0	99	Unknown

BUSES INVOLVED IN FATAL ACCIDENTS, 2001
 FARS ACCIDENT VARIABLES

Variable 35	TRAFFIC CONT FUNCTIONING	Width: 1	Type: Numeric
		Dec: None	Miss: 9

TRAFFIC CONTROL FUNCTIONING

N	Prcnt	Code	Value and Description
182	58.3	0	No controls
2	0.6	1	Device not functioning
0	0.0	2	Device functioning - functioning improperly
123	39.4	3	Device functioning properly
5	1.6	9	Unknown

Variable 36	HIT AND RUN	Width: 1	Type: Numeric
		Dec: None	Miss: None

N	Prcnt	Code	Value and Description
306	98.1	0	No hit and run
4	1.3	1	Hit motor vehicle in transport
2	0.6	2	Hit pedestrian or nonmotorist
0	0.0	3	Hit parked vehicle or object

Variable 37	LIGHT CONDITION	Width: 1	Type: Numeric
		Dec: None	Miss: 9

N	Prcnt	Code	Value and Description
226	72.4	1	Daylight
22	7.1	2	Dark
45	14.4	3	Dark but lighted
14	4.5	4	Dawn
4	1.3	5	Dusk
1	0.3	9	Unknown

Variable 38	ATMOSPHERIC CONDITIONS	Width: 1	Type: Numeric
		Dec: None	Miss: 9

N	Prcnt	Code	Value and Description
268	85.9	1	No adverse atmospheric conditions
28	9.0	2	Rain
0	0.0	3	Sleet (hail)
3	1.0	4	Snow
10	3.2	5	Fog
0	0.0	6	Rain and fog
0	0.0	7	Sleet and fog
2	0.6	8	Other (smog, smoke, blowing sand, or dust)
1	0.3	9	Unknown

BUSES INVOLVED IN FATAL ACCIDENTS, 2001
FARS ACCIDENT VARIABLES

Variable 39	CONSTRUCTION/MAINT ZONE	Width: 1	Type: Numeric
		Dec: None	Miss: 9

CONSTRUCTION OR MAINTENANCE ZONE

Identifies accidents that occurred in a construction or maintenance zone. Use of this code does not imply that the accident was caused by the construction/maintenance activity or zone.

N	Prcnt	Code	Value and Description
302	96.8	0	None
9	2.9	1	Construction
1	0.3	2	Maintenance
0	0.0	3	Utility
0	0.0	4	Work zone, type unknown

Variable 40	EMS NOTIFIED - HOUR	Width: 2	Type: Numeric
		Dec: None	Miss: 99

N	Prcnt	Code	Value and Description
7	2.2	0	Not notified or 12:01 - 12:59 am
2	0.6	1	- Hour
0	0.0	24	
134	42.9	99	Unknown

Variable 41	EMS NOTIFIED - MINUTE	Width: 2	Type: Numeric
		Dec: None	Miss: 99

N	Prcnt	Code	Value and Description
9	2.9	0	Not notified or on hour
4	1.3	1	- Minute
1	0.3	59	
134	42.9	99	Unknown

Variable 42	EMS ARRIVAL - HOUR	Width: 2	Type: Numeric
		Dec: None	Miss: 99

N	Prcnt	Code	Value and Description
9	2.9	0	Not notified or 12:01 - 12:59 am
1	0.3	1	
			- Hour
0	0.0	24	
134	42.9	99	Unknown

Variable 43	EMS ARRIVAL - MINUTE	Width: 2	Type: Numeric
		Dec: None	Miss: 99

N	Prcnt	Code	Value and Description
9	2.9	0	Not notified or on hour
2	0.6	1	
			- Minute
0	0.0	59	
1	0.3	98	Unknown whether transported
145	46.5	99	Unknown

Variable 46	SCHOOL BUS RELATED	Width: 1	Type: Numeric
		Dec: None	Miss: 9

Identifies accidents in which a school bus was directly or indirectly involved, such as an accident involving children alighting from a school bus. The school bus does not have to be a traffic unit in the accident.

N	Prcnt	Code	Value and Description
190	60.9	0	No
122	39.1	1	Yes

Variable 48	RAIL GRADE CROSSING ID	Width: 7	Type: Alphabetic
		Dec: None	Miss: None

RAIL GRADE CROSSING ID - FRA CODE

N	Prcnt	Code	Value and Description
312	100.0	0000000	Not Applicable

BUSES INVOLVED IN FATAL ACCIDENTS, 2001
FARS ACCIDENT VARIABLES

Variable 49	NUMBER FATALITIES IN ACC	Width: 2	Type: Numeric
		Dec: None	Miss: None

NUMBER OF FATALITIES IN ACCIDENT

N	Prcnt	Code	Value and Description
0	0.0	0	0 killed
284	91.0	1	1 killed
21	6.7	2	2 killed
2	0.6	3	3 killed
1	0.3	4	4 killed
2	0.6	5	5 killed
1	0.3	6	6 killed
1	0.3	7	7 killed

Variable 50	DAY OF WEEK	Width: 1	Type: Numeric
		Dec: None	Miss: 9

N	Prcnt	Code	Value and Description
22	7.1	1	Sunday
49	15.7	2	Monday
50	16.0	3	Tuesday
59	18.9	4	Wednesday
51	16.3	5	Thursday
53	17.0	6	Friday
28	9.0	7	Saturday

Variable 51	NUMBER DRINKING DRIVERS	Width: 1	Type: Numeric
		Dec: None	Miss: None

N	Prcnt	Code	Value and Description
266	85.3	0	0 drivers
45	14.4	1	1 drivers
1	0.3	2	2 drivers
0	0.0	3	3 drivers

Variable 52	ACCIDENT DATE - JULIAN	Width: 5	Type: Numeric
		Dec: None	Miss: 0

The Julian date from March 1, 1900

N	Prcnt	Code	Value and Description
0	0.0	0	Missing data
4	1.3	36833	January 2, 2001
		-	
1	0.3	37196	December 31, 2001

Variable 53 NUMBER UNINJURED IN ACC Width: 2 Type: Numeric
 Dec: None Miss: None

NUMBER OF UNINJURED IN ACCIDENT

N	Prcnt	Code	Value and Description
101	32.4	0	0 uninjured
175	56.1	1	1 uninjured
21	6.7	2	2 uninjured
6	1.9	3	3 uninjured
1	0.3	4	4 uninjured
2	0.6	5	5 uninjured
1	0.3	6	6 uninjured
1	0.3	7	7 uninjured
1	0.3	8	8 uninjured
1	0.3	9	9 uninjured
1	0.3	14	14 uninjured
1	0.3	23	23 uninjured

Variable 54 NUMBER C-INJURED IN ACC Width: 2 Type: Numeric
 Dec: None Miss: None

NUMBER OF C-INJURED IN ACCIDENT

N	Prcnt	Code	Value and Description
208	66.7	0	0 C-injured
51	16.3	1	1 C-injured
15	4.8	2	2 C-injured
8	2.6	3	3 C-injured
6	1.9	4	4 C-injured

Variable 55 NUMBER B-INJURED IN ACC Width: 2 Type: Numeric
 Dec: None Miss: None

NUMBER OF B-INJURED IN ACCIDENT

N	Prcnt	Code	Value and Description
212	67.9	0	0 B-injured
49	15.7	1	1 B-injured
21	6.7	2	2 B-injured
7	2.2	3	3 B-injured
3	1.0	4	4 B-injured
5	1.6	5	5 B-injured
3	1.0	7	7 B-injured
3	1.0	8	8 B-injured
1	0.3	9	9 B-injured
1	0.3	11	11 B-injured
2	0.6	12	12 B-injured
2	0.6	13	13 B-injured

BUSES INVOLVED IN FATAL ACCIDENTS, 2001
FARS ACCIDENT VARIABLES

Variable 55:NUMBER B-INJURED IN ACC (Continued)

N	Prcnt	Code	Value and Description
1	0.3	14	14 B-injured
1	0.3	18	18 B-injured
1	0.3	34	34 B-injured

Variable 56	NUMBER A-INJURED IN ACC	Width: 2	Type: Numeric
		Dec: None	Miss: None

NUMBER OF A-INJURED IN ACCIDENT

N	Prcnt	Code	Value and Description
242	77.6	0	0 A-injured
38	12.2	1	1 A-injured
16	5.1	2	2 A-injured
5	1.6	3	3 A-injured
1	0.3	4	4 A-injured
2	0.6	5	5 A-injured
1	0.3	6	6 A-injured
3	1.0	7	7 A-injured
2	0.6	8	8 A-injured
1	0.3	13	13 A-injured
1	0.3	18	18 A-injured

Variable 57	NUMBER K-INJURED IN ACC	Width: 2	Type: Numeric
		Dec: None	Miss: None

NUMBER OF K-INJURED IN ACCIDENT

N	Prcnt	Code	Value and Description
284	91.0	1	1 killed
21	6.7	2	2 killed
2	0.6	3	3 killed
1	0.3	4	4 killed
2	0.6	5	5 killed
1	0.3	6	6 killed
1	0.3	7	7 killed

Variable 58	NUM UNK INJURED IN ACC	Width: 2	Type: Numeric
		Dec: None	Miss: None

NUMBER UNKNOWN INJURED IN ACCIDENT

N	Prcnt	Code	Value and Description
302	96.8	0	0 unknown injured
5	1.6	1	1 unknown injured
3	1.0	2	2 unknown injured
1	0.3	7	7 unknown injured
1	0.3	58	58 unknown injured

Variable 59	ACC RELATED FACTORS #1	Width: 2	Type: Numeric
		Dec: None	Miss: 99

FACTORS AT ACCIDENT LEVEL - RESPONSE #1

N	Prcnt	Code	Value and Description
299	95.8	0	None
0	0.0	1	Inadequate warning of exits, lanes narrowing, traffic controls, etc.
0	0.0	2	Shoulder related
0	0.0	3	Other construction created condition
0	0.0	4	No (or obscured) pavement marking
0	0.0	5	Surface under water
0	0.0	6	Inadequate construction or poor design of roadway, bridge, etc.
0	0.0	7	Surface washed out (caved in, road slippage)
			Special circumstances
3	1.0	14	Motor vehicle in transport struck by falling cargo, or something that was set in motion by a vehicle
0	0.0	15	Nonoccupant struck by falling cargo or something that came loose from or was set in motion by a vehicle
5	1.6	16	Nonoccupant struck vehicle
0	0.0	17	Vehicle set in motion by nondriver
0	0.0	18	Date of accident and date of EMS notification were not the same day
3	1.0	19	Recent previous accident scene nearby.
1	0.3	20	Police pursuit involved
0	0.0	21	Within designated school zone
1	0.3	22	Speed Limit is a Satutory Limit as recorded or was determined as, This State's "Basic Rule"
0	0.0	99	Unknown

BUSES INVOLVED IN FATAL ACCIDENTS, 2001
FARS ACCIDENT VARIABLES

Variable 60	ACC RELATED FACTORS #2	Width: 2	Type: Numeric
		Dec: None	Miss: 99

FACTORS AT ACCIDENT LEVEL - RESPONSE #2

N	Prcnt	Code	Value and Description
312	100.0	0	None

Variable 61	ACC RELATED FACTORS #3	Width: 2	Type: Numeric
		Dec: None	Miss: 99

FACTORS AT ACCIDENT LEVEL - RESPONSE #3

N	Prcnt	Code	Value and Description
312	100.0	0	None

The VEHICLE Variables

Variables 104 through 172 describe the vehicle involved in the accident (i.e., the Bus).

Variable 104	VEHICLE NUMBER	Width: 2	Type: Numeric
		Dec: None	Miss: 0

N	Prcnt	Code	Value and Description
165	52.9	1	Vehicle #1
124	39.7	2	Vehicle #2
19	6.1	3	Vehicle #3
3	1.0	4	Vehicle #4
1	0.3	6	Vehicle #6

Variable 107	NUMBER OF OCCUPANTS	Width: 2	Type: Numeric
		Dec: None	Miss: 99

N	Prcnt	Code	Value and Description
1	0.3	0	0 occupants
186	59.6	1	1 occupant
32	10.3	2	2 occupants
15	4.8	3	3 occupants
11	3.5	4	4 occupants
8	2.6	5	5 occupants
5	1.6	6	6 occupants
1	0.3	7	7 occupants
4	1.3	8	8 occupants
8	2.6	9	9 occupants
3	1.0	10	10 occupants
1	0.3	11	11 occupants
3	1.0	12	12 occupants
2	0.6	13	13 occupants
6	1.9	14	14 occupants
1	0.3	16	16 occupants
2	0.6	17	17 occupants
1	0.3	19	19 occupants
1	0.3	22	22 occupants
2	0.6	23	23 occupants
1	0.3	26	26 occupants
1	0.3	30	30 occupants
1	0.3	31	31 occupants
2	0.6	32	32 occupants
1	0.3	36	36 occupants
1	0.3	45	45 occupants
1	0.3	56	56 occupants
9	2.9	97	Unknown - only injured reported
2	0.6	99	Unknown

BUSES INVOLVED IN FATAL ACCIDENTS, 2001
FARS VEHICLE VARIABLES

Variable 108	<u>VEHICLE MAKE</u>	Width: 2	Type: Numeric
		Dec: None	Miss: 99

N	Prcnt	Code	Value and Description
2	0.6	7	Dodge
24	7.7	12	Ford
12	3.8	20	Chevrolet
15	4.8	23	GMC
6	1.9	82	Freightliner
70	22.4	84	International
1	0.3	89	White/Autocar-White/GMC
18	5.8	90	Bluebird
1	0.3	91	Eagle Coach
20	6.4	92	Gillig
28	9.0	93	MCI
12	3.8	94	Thomas Built
85	27.2	98	Other make
18	5.8	99	Unknown

Variable 109	<u>VEHICLE MAKE-MODEL</u>	Width: 5	Type: Numeric
		Dec: None	Miss: 99999

N	Prcnt	Code	Value and Description
2	0.6	7461	Dodge B-series Van
7	2.2	12461	Ford E-series Van
1	0.3	12471	Ford Ranger
1	0.3	12499	Ford Unk light truck
13	4.2	12981	Ford Conventional Bus
2	0.6	12988	Ford Other Bus
4	1.3	20461	Chevrolet G-series Van
1	0.3	20466	Chevrolet P-series Van
7	2.2	20981	Chevrolet Conventional Bus
3	1.0	23461	GMC G-series Van
2	0.6	23466	GMC P-series Van
9	2.9	23981	GMC Conventional Bus
1	0.3	23988	GMC Other Bus
4	1.3	82981	Freightliner Conventional Bus
2	0.6	82988	Freightliner Other Bus
2	0.6	84884	International Med/Hvy Unk engine location
65	20.8	84981	International Conventional Bus
3	1.0	84988	International Other Bus
1	0.3	89982	White/Autocar-White/GMC Bus-Flat Front, Front Engine
13	4.2	90981	Bluebird Conventional Bus(Engine Out Front)
1	0.3	90982	Bluebird Bus-Flat Front, Front Engine
1	0.3	90983	Bluebird Bus-Flat Front, Rear Engine
3	1.0	90988	Bluebird Other Bus
1	0.3	91981	Eagle Coach Conventional Bus(Engine Out Front)
15	4.8	92981	Gillig Conventional Bus(Engine Out Front)
2	0.6	92982	Gillig Bus-Flat Front, Front Engine
2	0.6	92983	Gillig Bus-Flat Front, Rear Engine
1	0.3	92988	Gillig Other Bus
24	7.7	93981	MCI Conventional Bus(Engine Out Front)

BUSES INVOLVED IN FATAL ACCIDENTS, 2001
FARS VEHICLE VARIABLES

Variable 111:MODEL YEAR (Continued)

N	Prcnt	Code	Value and Description
1	0.3	1983	1983
3	1.0	1984	1984
3	1.0	1985	1985
4	1.3	1986	1986
6	1.9	1987	1987
11	3.5	1988	1988
14	4.5	1989	1989
16	5.1	1990	1990
11	3.5	1991	1991
12	3.8	1992	1992
15	4.8	1993	1993
20	6.4	1994	1994
24	7.7	1995	1995
20	6.4	1996	1996
23	7.4	1997	1997
35	11.2	1998	1998
30	9.6	1999	1999
40	12.8	2000	2000
11	3.5	2001	2001
2	0.6	2002	2002
2	0.6	9999	Unknown

Variable 112	VIN	Width: 12	Type: Alphabetic
		Dec: None	Miss: None

VEHICLE ID NUMBER - 1ST 12 POSITIONS

Variable 123	REGISTRATION STATE	Width: 2	Type: Numeric
		Dec: None	Miss: 99

N	Prcnt	Code	Value and Description
34	10.9	0	Not applicable
4	1.3	1	Alabama
3	1.0	2	Alaska
6	1.9	4	Arizona
0	0.0	5	Arkansas
13	4.2	6	California
6	1.9	8	Colorado
0	0.0	9	Connecticut
0	0.0	10	Delaware
2	0.6	11	District of Columbia
19	6.1	12	Florida
8	2.6	13	Georgia
4	1.3	15	Hawaii
4	1.3	16	Idaho
15	4.8	17	Illinois
4	1.3	18	Indiana

BUSES INVOLVED IN FATAL ACCIDENTS, 2001
 FARS VEHICLE VARIABLES

Variable 123:REGISTRATION STATE (Continued)

N	Prcnt	Code	Value and Description
2	0.6	19	Iowa
3	1.0	20	Kansas
2	0.6	21	Kentucky
6	1.9	22	Louisiana
2	0.6	23	Maine
2	0.6	24	Maryland
4	1.3	25	Massachusetts
9	2.9	26	Michigan
4	1.3	27	Minnesota
2	0.6	28	Mississippi
3	1.0	29	Missouri
0	0.0	30	Montana
2	0.6	31	Nebraska
0	0.0	32	Nevada
0	0.0	33	New Hampshire
9	2.9	34	New Jersey
2	0.6	35	New Mexico
34	10.9	36	New York
2	0.6	37	North Carolina
0	0.0	38	North Dakota
6	1.9	39	Ohio
6	1.9	40	Oklahoma
4	1.3	41	Oregon
13	4.2	42	Pennsylvania
0	0.0	43	Puerto Rico
1	0.3	44	Rhode Island
6	1.9	45	South Carolina
0	0.0	46	South Dakota
5	1.6	47	Tennessee
17	5.4	48	Texas
2	0.6	49	Utah
1	0.3	50	Vermont
7	2.2	51	Virginia
1	0.3	53	Washington
2	0.6	54	West Virginia
8	2.6	55	Wisconsin
1	0.3	56	Wyoming
9	2.9	92	No registration
10	3.2	93	Multiple state registration - in state
0	0.0	94	Multiple state registration - out-of-state
1	0.3	95	U.S. government tags
0	0.0	96	Military vehicle
2	0.6	97	Foreign country
0	0.0	98	Other registration
0	0.0	99	Unknown

BUSES INVOLVED IN FATAL ACCIDENTS, 2001
FARS VEHICLE VARIABLES

Variable 124	REGISTERED VEHICLE OWNER	Width: 1	Type: Numeric
		Dec: None	Miss: 9

N	Prcnt	Code	Value and Description
43	13.8	0	N/A, Vehicle Not Registered
7	2.2	1	Driver was Registered Owner
10	3.2	2	Driver Not Registered Owner (other private owner listed)
252	80.8	3	Vehicle registered as Business/Company/Government vehicle
0	0.0	4	Vehicle registered as Rental vehicle
0	0.0	5	Vehicle was Stolen (reported by police)
0	0.0	6	Driverless Vehicle
0	0.0	9	Unknown

Variable 125	ROLLOVER	Width: 1	Type: Numeric
		Dec: None	Miss: 9

N	Prcnt	Code	Value and Description
302	96.8	0	No rollover
3	1.0	1	First event
7	2.2	2	Subsequent event

Variable 126	JACKKNIFE	Width: 1	Type: Numeric
		Dec: None	Miss: 9

Identifies the loss of control of a truck in motion where the trailer yaws more than 15 degrees from its normal straight line path behind the cab.

N	Prcnt	Code	Value and Description
310	99.4	0	Not an articulated vehicle
2	0.6	1	No
0	0.0	2	First event
0	0.0	3	Subsequent event

Variable 127	TRAVEL SPEED	Width: 2	Type: Numeric
		Dec: None	Miss: 99

N	Prcnt	Code	Value and Description
20	6.4	0	Stopped vehicle
		-	Actual miles per hour
1	0.3	93	
94	30.1	98	Not reported
90	28.8	99	Unknown

BUSES INVOLVED IN FATAL ACCIDENTS, 2001
 FARS VEHICLE VARIABLES

Variable 128 HAZARDOUS CARGO Width: 1 Type: Numeric
 Dec: None Miss: 9

N	Prcnt	Code	Value and Description
310	99.4	0	No
0	0.0	1	Yes, Placarded
0	0.0	2	Yes, Not Placarded
0	0.0	3	Yes, Unknown if Placarded
2	0.6	9	Unknown

Variable 129 VEHICLE TRAILERING Width: 1 Type: Numeric
 Dec: None Miss: 9

Trailing unit applies to any device connected to a motor vehicle by a hitch, including tractor-trailer combinations, boat hitched onto a motor vehicle, etc. This does not include towed vehicles, such as a tow truck pulling a vehicle.

N	Prcnt	Code	Value and Description
307	98.4	0	No
2	0.6	1	Yes, one trailing unit
0	0.0	2	Yes, two trailing units
1	0.3	3	Yes, three or more trailing units
0	0.0	4	Yes, number of trailing units unknown
2	0.6	9	Unknown

Variable 130 VEHICLE CONFIGURATION Width: 2 Type: Numeric
 Dec: None Miss: 99

N	Prcnt	Code	Value and Description
11	3.5	0	Not Applicable, not a med/heavy truck or bus
0	0.0	1	Single Unit Truck (SUT): 2 axles, 6 tires
0	0.0	2	SUT: 3 or more axles
0	0.0	3	SUT: Unk axles and tires
0	0.0	4	Truck/Trailer(s)
0	0.0	5	Tractor Tractor (bobtail)
0	0.0	6	Tractor/Semitrailer
0	0.0	7	Tractor/Doubles (two trailers)
0	0.0	8	Tractor/Triples (three trailers)
2	0.6	19	Medium/Heavy Truck, cannot classify
6	1.9	20	Bus (seats for 9-15 people, including driver)
290	92.9	21	Bus (seats for more than 15 people, including driver)
0	0.0	70	Light Truck (displaying hazardous materials placard)
0	0.0	80	Passenger Car (when displaying hazardous materials placard)
3	1.0	99	Unknown if light or med/heavy truck or bus

BUSES INVOLVED IN FATAL ACCIDENTS, 2001
FARS VEHICLE VARIABLES

Variable 131	<u>NUMBER OF AXLES</u>	Width: 2	Type: Numeric
		Dec: None	Miss: 99

N	Prcnt	Code	Value and Description
11	3.5	0	Not Applicable, not a med/heavy truck or bus
177	56.7	2	2 axles
49	15.7	3	3 axles
71	22.8	98	Medium/Heavy Truck or Bus, no. of axles unk
4	1.3	99	Unknown if light or med/heavy truck or bus

Variable 132	<u>CARGO BODY TYPE</u>	Width: 2	Type: Numeric
		Dec: None	Miss: 99

N	Prcnt	Code	Value and Description
11	3.5	0	Not Applicable, not a med/heavy truck or bus
0	0.0	1	Van/Enclosed Box
0	0.0	2	Cargo Tank
0	0.0	3	Flatbed
0	0.0	4	Dump
0	0.0	5	Concrete Mixer
0	0.0	6	Auto Transporter
0	0.0	7	Garbage/Refuse
6	1.9	20	Bus (Seats 9-15 people inc. driver)
290	92.9	21	Bus (Seats more than 15, inc. driver)
2	0.6	97	Medium/Heavy Truck, Oth Cargo Body Type
3	1.0	99	Unknown if light or med/heavy truck or bus

Variable 133	<u>SPECIAL USE</u>	Width: 1	Type: Numeric
		Dec: None	Miss: 9

Indicates that the vehicle was used for a function other than the primary function for which it was designed.

N	Prcnt	Code	Value and Description
302	96.8	0	No special use
0	0.0	1	Taxi
1	0.3	2	Vehicle used as school bus
8	2.6	3	Vehicle used as other bus
0	0.0	4	Military
0	0.0	5	Police
0	0.0	6	Ambulance
0	0.0	7	Firetruck
1	0.3	9	Unknown

Variable 134 EMERGENCY USE Width: 1 Type: Numeric
 Dec: None Miss: None

Refers to a vehicle traveling with physical emergency signals in use, such as red light blinking, siren sounding, etc.

N	Prcnt	Code	Value and Description
311	99.7	0	No
1	0.3	1	Yes

Variable 135 IMPACT POINT - INITIAL Width: 2 Type: Numeric
 Dec: None Miss: 99

N	Prcnt	Code	Value and Description
2	0.6	0	Noncollision
13	4.2	1	1 o'clock
10	3.2	2	2 o'clock
8	2.6	3	3 o'clock
3	1.0	4	4 o'clock
2	0.6	5	5 o'clock
31	9.9	6	6 o'clock
5	1.6	7	7 o'clock
4	1.3	8	8 o'clock
11	3.5	9	9 o'clock
6	1.9	10	10 o'clock
30	9.6	11	11 o'clock
169	54.2	12	12 o'clock
0	0.0	13	Top
11	3.5	14	Undercarriage
7	2.2	99	Unknown

Variable 136 IMPACT POINT - PRINCIPAL Width: 2 Type: Numeric
 Dec: None Miss: 99

N	Prcnt	Code	Value and Description
2	0.6	0	Noncollision
13	4.2	1	1 o'clock
10	3.2	2	2 o'clock
8	2.6	3	3 o'clock
1	0.3	4	4 o'clock
3	1.0	5	5 o'clock
30	9.6	6	6 o'clock
5	1.6	7	7 o'clock
4	1.3	8	8 o'clock
10	3.2	9	9 o'clock
5	1.6	10	10 o'clock
27	8.7	11	11 o'clock
165	52.9	12	12 o'clock
0	0.0	13	Top

BUSES INVOLVED IN FATAL ACCIDENTS, 2001
FARS VEHICLE VARIABLES

Variable 136: IMPACT POINT - PRINCIPAL (Continued)

N	Prcnt	Code	Value and Description
23	7.4	14	Undercarriage
6	1.9	99	Unknown

Variable 137	<u>EXTENT OF DEFORMATION</u>	Width: 1	Type: Numeric
		Dec: None	Miss: 9

N	Prcnt	Code	Value and Description
62	19.9	0	None
67	21.5	2	Other (minor)
70	22.4	4	Functional (moderate)
104	33.3	6	Disabling (severe)
9	2.9	9	Unknown

Variable 138	<u>VEHICLE ROLE</u>	Width: 1	Type: Numeric
		Dec: None	Miss: 9

N	Prcnt	Code	Value and Description
2	0.6	0	Noncollision
221	70.8	1	Striking
79	25.3	2	Struck
10	3.2	3	Both
0	0.0	9	Unknown

Variable 139	<u>MANNER OF LEAVING SCENE</u>	Width: 1	Type: Numeric
		Dec: None	Miss: 9

N	Prcnt	Code	Value and Description
116	37.2	1	Driven
181	58.0	2	Towed away
1	0.3	3	Abandoned/Left at Scene
14	4.5	9	Unknown

Variable 140	<u>FIRE OCCURRENCE</u>	Width: 1	Type: Numeric
		Dec: None	Miss: None

N	Prcnt	Code	Value and Description
304	97.4	0	No fire
8	2.6	1	Fire occurred in vehicle during accident

BUSES INVOLVED IN FATAL ACCIDENTS, 2001
FARS VEHICLE VARIABLES

Variable 142 VEHICLE MANEUVER Width: 2 Type: Numeric
Dec: None Miss: 99

N	Prcnt	Code	Value and Description
183	58.7	1	Going straight
13	4.2	2	Slowing or stopping in traffic lane
10	3.2	3	Starting in traffic lane
21	6.7	4	Stopped in traffic lane
1	0.3	5	Passing or overtaking another vehicle
1	0.3	6	Leaving a parked position
0	0.0	7	Parked
1	0.3	8	Entering a parked position
3	1.0	9	Maneuvering to avoid an animal, pedestrian, object, another vehicle, etc.
2	0.6	10	Turning right: Right Turn On Red (RTOR) permitted
0	0.0	11	Turning right: RTOR not permitted
14	4.5	12	Turning right: RTOR not known if permitted or n/a
47	15.1	13	Turning left
0	0.0	14	Making a U-turn
0	0.0	15	Backing up (other than for parking purposes)
1	0.3	16	Changing lanes or merging
15	4.8	17	Negotiating a curve
0	0.0	98	Other
0	0.0	99	Unknown

Variable 143 CRASH AVOIDANCE MANUEVER Width: 1 Type: Numeric
Dec: None Miss: None

N	Prcnt	Code	Value and Description
134	42.9	0	No Avoidance Maneuver Reported
14	4.5	1	Braking (skidmarks evident)
4	1.3	2	Braking (no skidmarks; driver stated)
4	1.3	3	Braking (other reported evidence)
14	4.5	4	Steering (evidence or stated)
14	4.5	5	Steer & Braking (evidence or stated)
2	0.6	6	Other Avoidance Maneuver
126	40.4	8	Not Reported (by Police)

Variable 144 MOST HARMFUL EVENT Width: 2 Type: Numeric
Dec: None Miss: 99

MOST HARMFUL EVENT

N	Prcnt	Code	Value and Description
8	2.6	1	Overturn
1	0.3	2	Fire/explosion
0	0.0	3	Immersion
0	0.0	4	Gas inhalation
0	0.0	5	Fell from vehicle

BUSES INVOLVED IN FATAL ACCIDENTS, 2001
FARS VEHICLE VARIABLES

Variable 144: MOST HARMFUL EVENT (Continued)

N	Prcnt	Code	Value and Description
0	0.0	6	Injured in vehicle
1	0.3	7	Other noncollision
80	25.6	8	Pedestrian
14	4.5	9	Pedalcycle
0	0.0	10	Railway train
0	0.0	11	Animal
196	62.8	12	Motor vehicle in transport
4	1.3	13	Motor vehicle in transport in other roadway
1	0.3	14	Parked motor vehicle
2	0.6	15	Other type nonmotorist
0	0.0	16	Thrown or falling object
0	0.0	17	Boulder
0	0.0	18	Other object (not fixed)
1	0.3	19	Building
0	0.0	20	Impact attenuator/crash cushion
1	0.3	21	Bridge pier or abutment
0	0.0	22	Bridge parapet end
0	0.0	23	Bridge rail
0	0.0	24	Guardrail
0	0.0	25	Concrete traffic barrier
0	0.0	26	Other longitudinal barrier type
0	0.0	27	Highway/traffic sign post
0	0.0	28	Overhead sign support
0	0.0	29	Luminaire/light support
0	0.0	30	Utility pole
0	0.0	31	Other post, pole or supports
0	0.0	32	Culvert
0	0.0	33	Curb
1	0.3	34	Ditch
0	0.0	35	Embankment - earth
0	0.0	36	Embankment - rock, stone or concrete
0	0.0	37	Embankment - material type unknown
1	0.3	38	Fence
0	0.0	39	Wall
0	0.0	40	Fire hydrant
0	0.0	41	Shrubbery
1	0.3	42	Tree
0	0.0	43	Other fixed object
0	0.0	44	Pavement surface irregularity (pothole, grooved, grates)
0	0.0	45	Transport device used as equipment
0	0.0	46	Traffic signal support
0	0.0	47	Vehicle Occupant Struck or Run Over by Own Vehicle
0	0.0	48	Collision With Snow Bank
0	0.0	49	Ridden Animal or Animal drawn conveyance
0	0.0	99	Unknown

The following list shows the code values given above grouped by collision type.

Noncollision Event
1 Overturn

Variable 144:MOST HARMFUL EVENT (Continued)

Code Value and Description

2 Fire/explosion
3 Immersion
4 Gas inhalation
5 Fell from vehicle
6 Injured in vehicle
7 Other noncollision
16 Thrown or falling object
44 Pavement surface irregularity (pothole, grooved, grates)
47 Vehicle Occupant Struck or Run Over by Own Vehicle

Collision With Object Not Fixed

8 Pedestrian
9 Pedalcycle
10 Railway train
11 Animal
12 Motor vehicle in transport
13 Motor vehicle in transport in other roadway
14 Parked motor vehicle
15 Other type nonmotorist
18 Other object (not fixed)
45 Transport device used as equipment
49 Ridden animal or animal-drawn conveyance

Collision With Fixed Object

17 Boulder
19 Building
20 Impact attenuator/crash cushion
21 Bridge pier or abutment
22 Bridge parapet end
23 Bridge rail
24 Guardrail
25 Concrete traffic barrier
26 Other longitudinal barrier type
27 Highway/traffic sign post
28 Overhead sign support
29 Luminaire/light support
30 Utility pole
31 Other post, pole or supports
32 Culvert
33 Curb
34 Ditch
35 Embankment - earth
36 Embankment - rock, stone or concrete
37 Embankment - material type unknown
38 Fence
39 Wall
40 Fire hydrant
41 Shrubbery
42 Tree
43 Other fixed object
46 Traffic signal support
48 Collision With Snow Bank

BUSES INVOLVED IN FATAL ACCIDENTS, 2001
FARS VEHICLE VARIABLES

Variable 145	NUMBER OF DEATHS IN VEH	Width: 2	Type: Numeric
		Dec: None	Miss: None

NUMBER OF DEATHS IN VEHICLE

N	Prcnt	Code	Value and Description
288	92.3	0	0 deaths
18	5.8	1	1 death
3	1.0	2	2 deaths
1	0.3	3	3 deaths
1	0.3	4	4 deaths
1	0.3	6	6 deaths

Variable 151	VIN TRUCK FUEL CODE	Width: 1	Type: Numeric
		Dec: None	Miss: 8

N	Prcnt	Code	Value and Description
0	0.0	1	(E) Electric operated
21	6.7	2	(G) Gas
100	32.1	3	(D) Diesel
1	0.3	4	(P) Propane
1	0.3	7	(*) Not available from VIN
0	0.0	8	(b) Unknown
189	60.6	9	(9) No VIN information

Variable 152	VIN TRUCK WEIGHT CODE	Width: 1	Type: Numeric
		Dec: None	Miss: 9

N	Prcnt	Code	Value and Description
4	1.3	0	Value not returned
0	0.0	1	6,000 lbs. or less
10	3.2	2	6,001 - 10,000 lbs.
7	2.2	3	10,001 - 14,000 lbs.
5	1.6	4	14,001 - 16,000 lbs.
2	0.6	5	16,001 - 19,500 lbs.
14	4.5	6	19,501 - 26,000 lbs.
80	25.6	7	26,001 - 33,000 lbs.
2	0.6	8	33,001 lbs. or more
188	60.3	9	Value not coded

Variable 153	VIN TRUCK SERIES	Width: 3	Type: Alphabetic
		Dec: None	Miss: None

Variable 155	LENGTH OF VIN	Width: 2	Type: Numeric
		Dec: None	Miss: 99

N	Prcnt	Code	Value and Description
2	0.6	5	- Actual length
307	98.4	17	
0	0.0	99	Unknown VIN length

Variables 156 through 161 are added by UMTRI to indicate the number of persons in the vehicle with injury severities of level zero through five, respectively, for occupant variable V329 (INJURY SEVERITY).

Variable 156	NUMBER UNINJURED IN VEH	Width: 2	Type: Numeric
		Dec: None	Miss: None

NO. UNINJURED IN VEHICLE

N	Prcnt	Code	Value and Description
119	38.1	0	0 uninjured
188	60.3	1	1 uninjured
1	0.3	2	2 uninjured
1	0.3	3	3 uninjured
1	0.3	23	23 uninjured

Variable 157	NUMBER C-INJURED IN VEH	Width: 2	Type: Numeric
		Dec: None	Miss: None

NO. C-INJURED IN VEHICLE

N	Prcnt	Code	Value and Description
221	70.8	0	0 C-injured
42	13.5	1	1 C-injured
13	4.2	2	2 C-injured
8	2.6	3	3 C-injured
5	1.6	4	4 C-injured
1	0.3	5	5 C-injured

BUSES INVOLVED IN FATAL ACCIDENTS, 2001
FARS VEHICLE VARIABLES

Variable 158	NUMBER B-INJURED IN VEH	Width: 2	Type: Numeric
		Dec: None	Miss: None

NO. B-INJURED IN VEHICLE

N	Prcnt	Code	Value and Description
241	77.2	0	0 B-injured
30	9.6	1	1 B-injured
13	4.2	2	2 B-injured
8	2.6	3	3 B-injured
1	0.3	4	4 B-injured
4	1.3	5	5 B-injured

Variable 159	NUMBER A-INJURED IN VEH	Width: 2	Type: Numeric
		Dec: None	Miss: None

NO. A-INJURED IN VEHICLE

N	Prcnt	Code	Value and Description
279	89.4	0	0 A-injured
20	6.4	1	1 A-injured
4	1.3	2	2 A-injured
1	0.3	3	3 A-injured
1	0.3	4	4 A-injured
1	0.3	6	6 A-injured
3	1.0	7	7 A-injured
1	0.3	8	8 A-injured
1	0.3	13	13 A-injured
1	0.3	18	18 A-injured

Variable 160	NUMBER K-INJURED IN VEH	Width: 2	Type: Numeric
		Dec: None	Miss: None

NO. K-INJURED IN VEHICLE

N	Prcnt	Code	Value and Description
288	92.3	0	0 killed
18	5.8	1	1 killed
3	1.0	2	2 killed
1	0.3	3	3 killed
1	0.3	4	4 killed
1	0.3	6	6 killed

Variable 161	NUM UNK INJURED IN VEH	Width: 2	Type: Numeric
		Dec: None	Miss: None

NO. UNK INJURED IN VEHICLE

N	Prcnt	Code	Value and Description
305	97.8	0	0 unknown injured
4	1.3	1	1 unknown injured
1	0.3	2	2 unknown injured
1	0.3	7	7 unknown injured
1	0.3	56	56 unknown injured

Variable 162	VEH RELATED FACTORS #1	Width: 2	Type: Numeric
		Dec: None	Miss: 99

RELATED FACTORS AT VEHICLE LEVEL - RESPONSE #1

N	Prcnt	Code	Value and Description
296	94.9	0	None
Vehicle Condition(s) Noted:			
0	0.0	1	Tires
3	1.0	2	Brake system
0	0.0	3	Steering system - tie-rod, kingpin, ball-joint, etc.
0	0.0	4	Suspension - springs, shock-absorbers, MacPherson-struts, axle bearing, control-arm, etc.
0	0.0	5	Power train - universal-joint, drive-shaft, transmission, etc.
0	0.0	6	Exhaust system
0	0.0	7	Headlights
0	0.0	8	Signal lights
0	0.0	9	Other lights
0	0.0	10	Horn
0	0.0	11	Mirrors
0	0.0	12	Wipers
1	0.3	13	Driver seating and control
0	0.0	14	Body, doors, hood, other
0	0.0	15	Trailer hitch
0	0.0	16	Wheels
0	0.0	17	Airbags
0	0.0	18	Other vehicle defects
Special Vehicle Flags:			
2	0.6	31	Hit-and-run vehicle
0	0.0	32	Vehicle registration for handicapped
0	0.0	33	Vehicle being pushed by nonmotorist
0	0.0	34	Vehicle impact point - the result of something set-in-motion
0	0.0	35	Reconstructed vehicles
0	0.0	36	Electric/Alternative fuel vehicles
1	0.3	37	Transporting children to/from Head Start/day care
9	2.9	99	Unknown

BUSES INVOLVED IN FATAL ACCIDENTS, 2001
FARS VEHICLE VARIABLES

Variable 163	VEH RELATED FACTORS #2	Width: 2	Type: Numeric
		Dec: None	Miss: 99

RELATED FACTORS AT VEHICLE LEVEL - RESPONSE #2

N	Prcnt	Code	Value and Description
302	96.8	0	None
Vehicle Condition(s) Noted:			
1	0.3	18	Other vehicle defects
9	2.9	99	Unknown

Variable 164	UNDERRIDE/OVERRIDE	Width: 1	Type: Numeric
		Dec: None	Miss: 9

N	Prcnt	Code	Value and Description
309	99.0	0	No Underride or Override
With Motor Vehicle in Transport			
0	0.0	1	Underride, Compartment Intrusion
0	0.0	2	Underride, No Compartment Intrusion
0	0.0	3	Underride, Compartment Intrusion Unknown
With Other Vehicle			
0	0.0	4	Underride, Compartment Intrusion
0	0.0	5	Underride, No Compartment Intrusion
0	0.0	6	Underride, Compartment Intrusion Unknown
2	0.6	7	Override, Motor Vehicle in Transport
0	0.0	8	Override, Other Vehicle
1	0.3	9	Unknown if Underride or Override

Variable 170	MOTOR CARRIER ID NUMBER	Width: 11	Type: Alphabetic
		Dec: None	Miss: None

N	Prcnt	Code	Value and Description
Issuing Authority (cols 1-2)			
12	3.9	00	Not applicable
0	0.0	01	
- FARS State Code			
0	0.0	56	
41	13.1	57	US DOT
11	3.5	58	ICC
1	0.3	61	
95	30.5	88	None
0	0.0	95	Canada

Variable 170:MOTOR CARRIER ID NUMBER (Continued)

N	Prcnt	Code	Value and Description
0	0.0	98	Mexico
110	35.3	99	Unknown

Identification Number (cols 3-11)
 000000000 Not applicable
 888888888 None
 999999999 Unknown

Variable 171	BUS USE	Width: 1	Type: Numeric
		Dec: None	Miss: None

N	Prcnt	Code	Value and Description
12	3.8	0	Not used as a bus
107	34.3	1	Used as a Public school bus
3	1.0	2	Used as a Private school bus
19	6.1	3	Used as a School bus, public or private unknown
81	26.0	4	Used as a Scheduled service bus
33	10.6	5	Used as a Tour bus
30	9.6	6	Used as a Commuter bus
10	3.2	7	Used as a Shuttle bus
0	0.0	8	Modified for personal/private use
17	5.4	9	Unknown bus use

Variable 172	GROSS WEIGHT RATING-GVWR	Width: 1	Type: Numeric
		Dec: None	Miss: None

N	Prcnt	Code	Value and Description
11	3.5	0	Not applicable
7	2.2	1	10,000 lbs or less
46	14.7	2	10,001 - 26,000 lbs
195	62.5	3	26,001 lbs or more
53	17.0	9	Unknown

BUSES INVOLVED IN FATAL ACCIDENTS, 2001
FARS VEHICLE VARIABLES

The DRIVER Variables

Variables 207 through 236 describe the driver of the bus involved in the accident.

Variable 207	DRIVER PRESENCE	Width: 1	Type: Numeric
		Dec: None	Miss: 9

N	Prcnt	Code	Value and Description
310	99.4	1	Driver operated vehicle
1	0.3	2	Driverless
1	0.3	3	Driver left scene
0	0.0	9	Unknown

Variable 208	DRIVER DRINKING	Width: 1	Type: Numeric
		Dec: None	Miss: 9

N	Prcnt	Code	Value and Description
312	100.0	0	No drinking reported
0	0.0	1	Drinking reported
0	0.0	8	Not reported
0	0.0	9	Unknown

Variable 209	LICENSE STATE	Width: 2	Type: Numeric
		Dec: None	Miss: 99

N	Prcnt	Code	Value and Description
5	1.6	1	Alabama
3	1.0	2	Alaska
5	1.6	4	Arizona
7	2.2	5	Arkansas
40	12.8	6	California
7	2.2	8	Colorado
0	0.0	9	Connecticut
0	0.0	10	Delaware
2	0.6	11	District of Columbia
23	7.4	12	Florida
9	2.9	13	Georgia
5	1.6	15	Hawaii
4	1.3	16	Idaho
13	4.2	17	Illinois
4	1.3	18	Indiana
2	0.6	19	Iowa
2	0.6	20	Kansas
2	0.6	21	Kentucky
6	1.9	22	Louisiana
2	0.6	23	Maine

BUSES INVOLVED IN FATAL ACCIDENTS, 2001
FARS DRIVER VARIABLES

Variable 209: LICENSE STATE (Continued)

N	Prcnt	Code	Value and Description
4	1.3	24	Maryland
4	1.3	25	Massachusetts
9	2.9	26	Michigan
4	1.3	27	Minnesota
2	0.6	28	Mississippi
6	1.9	29	Missouri
0	0.0	30	Montana
2	0.6	31	Nebraska
4	1.3	32	Nevada
0	0.0	33	New Hampshire
8	2.6	34	New Jersey
2	0.6	35	New Mexico
36	11.5	36	New York
2	0.6	37	North Carolina
0	0.0	38	North Dakota
6	1.9	39	Ohio
2	0.6	40	Oklahoma
4	1.3	41	Oregon
14	4.5	42	Pennsylvania
1	0.3	44	Rhode Island
6	1.9	45	South Carolina
0	0.0	46	South Dakota
6	1.9	47	Tennessee
18	5.8	48	Texas
2	0.6	49	Utah
1	0.3	50	Vermont
6	1.9	51	Virginia
8	2.6	53	Washington
2	0.6	54	West Virginia
9	2.9	55	Wisconsin
0	0.0	56	Wyoming
0	0.0	94	Military
2	0.6	95	Canada
0	0.0	96	Mexico
0	0.0	97	Other foreign country
1	0.3	99	Unknown

Variable 210	NON-CDL LICENSE STATUS	Width: 1	Type: Numeric
		Dec: None	Miss: 9

NON-CDL LICENSE STATUS, REGARDLESS OF VEH. DRIVEN

N	Prcnt	Code	Value and Description
			No valid license
0	0.0	0	Not licensed
2	0.6	1	Suspended
0	0.0	2	Revoked
1	0.3	3	Expired

Variable 210:NON-CDL LICENSE STATUS (Continued)

N	Prcnt	Code	Value and Description
0	0.0	4	Cancelled or denied
Valid license			
305	97.8	6	Valid
0	0.0	7	Learner's permit
0	0.0	8	Temporary
4	1.3	9	Unknown

Variable 211	LICENSE CLASS COMPLIANCE	Width: 1	Type: Numeric
		Dec: None	Miss: 9

LICENSE COMPLIANCE (FOR THIS CLASS VEHICLE)

N	Prcnt	Code	Value and Description
0	0.0	0	Not licensed
0	0.0	1	No license required for this class vehicle
6	1.9	2	No valid license for this class vehicle
300	96.2	3	Valid license for this class vehicle
1	0.3	8	Unknown if CDL and/or CDL endorsement required for this vehicle
5	1.6	9	Unknown

Variable 212	CDL LICENSE STATUS	Width: 1	Type: Numeric
		Dec: None	Miss: 9

COMMERCIAL MOTOR VEHICLE LICENSE STATUS

N	Prcnt	Code	Value and Description
9	2.9	0	No CDL
1	0.3	1	Suspended
0	0.0	2	Revoked
0	0.0	3	Expired
0	0.0	4	Cancelled or denied
0	0.0	5	Disqualified
293	93.9	6	Valid
2	0.6	7	Learner's permit
3	1.0	8	Other - not valid
4	1.3	9	Unknown

BUSES INVOLVED IN FATAL ACCIDENTS, 2001
FARS DRIVER VARIABLES

<u>Variable 213</u>	<u>LICENSE ENDORSEMENTS</u>	Width: 1	Type: Numeric
		Dec: None	Miss: 9

COMPLIANCE WITH LICENSE ENDORSEMENTS

N	Prcnt	Code	Value and Description
44	14.1	0	No Endorsements
207	66.3	1	Endorsement(s) complied with
2	0.6	2	Endorsement(s) not complied with
48	15.4	3	Endorsement(s), compliance unknown
11	3.5	9	Unknown

<u>Variable 214</u>	<u>LICENSE RESTRICTIONS MET</u>	Width: 1	Type: Numeric
		Dec: None	Miss: 9

COMPLIANCE WITH LICENSE RESTRICTIONS

N	Prcnt	Code	Value and Description
155	49.7	0	No restrictions or not applicable
43	13.8	1	Restrictions complied with
2	0.6	2	Restrictions not complied with
107	34.3	3	Restrictions, compliance unknown
5	1.6	9	Unknown

<u>Variable 216</u>	<u>NUMBER OF PREV ACCIDENTS</u>	Width: 2	Type: Numeric
		Dec: None	Miss: 99

NUMBER OF PREVIOUS RECORDED ACCIDENTS

N	Prcnt	Code	Value and Description
222	71.2	0	0 accidents
49	15.7	1	1 accident
17	5.4	2	2 accidents
6	1.9	3	3 accidents
2	0.6	4	4 accidents
11	3.5	98	Accidents not reported on driving record
5	1.6	99	Unknown

<u>Variable 217</u>	<u>NUMBER PREV SUSPENSIONS</u>	Width: 2	Type: Numeric
		Dec: None	Miss: 99

NUMBER OF PREVIOUS SUSPENSIONS/REVOCATIONS

N	Prcnt	Code	Value and Description
298	95.5	0	0 suspensions
6	1.9	1	1 suspension

Variable 217:NUMBER PREV SUSPENSIONS (Continued)

N	Prcnt	Code	Value and Description
1	0.3	2	2 suspensions
1	0.3	3	3 suspensions
1	0.3	4	4 suspensions
5	1.6	99	Unknown

Variable 218	NUMBER OF PREV DWI CONV	Width: 2	Type: Numeric
		Dec: None	Miss: 99

NUMBER OF PREVIOUS DWI CONVICTIONS

N	Prcnt	Code	Value and Description
306	98.1	0	0 DWI convictions
1	0.3	1	1 DWI conviction
5	1.6	99	Unknown

Variable 219	NUM PREV SPEEDING CONV	Width: 2	Type: Numeric
		Dec: None	Miss: 99

NUMBER OF PREVIOUS SPEEDING CONVICTIONS

N	Prcnt	Code	Value and Description
274	87.8	0	0 speed convictions
25	8.0	1	1 speed conviction
6	1.9	2	2 speed convictions
2	0.6	3	3 speed convictions
5	1.6	99	Unknown

Variable 220	NUM PREV OTHER MV CONV	Width: 2	Type: Numeric
		Dec: None	Miss: 99

NO. PREVIOUS OTHER HARMFUL MOVING VIOLATIONS CONVICTIONS

N	Prcnt	Code	Value and Description
266	85.3	0	0 other convictions
31	9.9	1	1 other conviction
9	2.9	2	2 other convictions
1	0.3	4	4 other convictions
5	1.6	99	Unknown

BUSES INVOLVED IN FATAL ACCIDENTS, 2001
FARS DRIVER VARIABLES

<u>Variable 221</u>	<u>LAST ACCIDENT - MONTH</u>	Width: 2	Type: Numeric
		Dec: None	Miss: 99

LAST ACC./SUSPENSION/CONVICTION - MONTH

N	Prcnt	Code	Value and Description
189	60.6	0	No record
13	4.2	1	January
9	2.9	2	February
8	2.6	3	March
5	1.6	4	April
10	3.2	5	May
9	2.9	6	June
9	2.9	7	July
12	3.8	8	August
13	4.2	9	September
10	3.2	10	October
12	3.8	11	November
8	2.6	12	December
5	1.6	99	Unknown

<u>Variable 222</u>	<u>LAST ACCIDENT - YEAR</u>	Width: 4	Type: Numeric
		Dec: None	Miss: 9999

LAST ACC./SUSPENSION/CONVICTION - YEAR

N	Prcnt	Code	Value and Description
189	60.6	0	No record
7	2.2	1998	1998
36	11.5	1999	1999
44	14.1	2000	2000
31	9.9	2001	2001
5	1.6	9999	Unknown

<u>Variable 223</u>	<u>FIRST ACCIDENT - MONTH</u>	Width: 2	Type: Numeric
		Dec: None	Miss: 99

1ST ACC./SUSPENSION/CONVICTION - MONTH

N	Prcnt	Code	Value and Description
189	60.6	0	No record
13	4.2	1	January
7	2.2	2	February
10	3.2	3	March
8	2.6	4	April
10	3.2	5	May
8	2.6	6	June
9	2.9	7	July
9	2.9	8	August

Variable 223:FIRST ACCIDENT - MONTH (Continued)

N	Prcnt	Code	Value and Description
15	4.8	9	September
7	2.2	10	October
12	3.8	11	November
10	3.2	12	December
5	1.6	99	Unknown

Variable 224	FIRST ACCIDENT - YEAR	Width: 4	Type: Numeric
		Dec: None	Miss: 9999

1ST ACCIDENT/SUSPENSION/CONVICTION - YEAR

N	Prcnt	Code	Value and Description
189	60.6	0	No record
21	6.7	1998	1998
50	16.0	1999	1999
34	10.9	2000	2000
13	4.2	2001	2001
5	1.6	9999	Unknown

Variable 227	DRIVER RELATED FACTORS#1	Width: 2	Type: Numeric
		Dec: None	Miss: 99

FACTORS AT DRIVER LEVEL - RESPONSE #1

N	Prcnt	Code	Value and Description
215	68.9	0	None
Physical/Mental Condition			
5	1.6	1	Drowsy, sleepy, asleep, fatigued
1	0.3	2	Ill, passed out, blackout
0	0.0	3	Emotional (e.g., depression, angry, disturbed)
0	0.0	4	Reaction to drugs - medication
0	0.0	5	Other drugs
17	5.4	6	Inattentive (talking, eating, etc.)
0	0.0	7	Restricted to wheelchair
0	0.0	8	Paraplegic
0	0.0	9	Impaired due to previous injury
0	0.0	10	Deaf
0	0.0	11	Other physical impairment
0	0.0	12	Mother of dead fetus
0	0.0	13	Mentally challenged
0	0.0	14	Failure to take drugs/medication
Miscellaneous Causes			
3	1.0	17	Running off road
0	0.0	18	Travelling on prohibited trafficways

BUSES INVOLVED IN FATAL ACCIDENTS, 2001
FARS DRIVER VARIABLES

Variable 227:DRIVER RELATED FACTORS#1 (Continued)

N	Prcnt	Code	Value and Description
0	0.0	19	Legally driving on suspended or revoked license
1	0.3	20	Leaving vehicle unattended with engine running, leaving vehicle unattended in roadway
0	0.0	21	Overloading or improper loading of vehicle with passengers or cargo
0	0.0	22	Towing or pushing vehicle improperly
0	0.0	23	Failing to dim or to have lights on when required
1	0.3	24	Operating without required equipment
0	0.0	25	Creating unlawful noise or using equipment prohibited by law
0	0.0	26	Following improperly
0	0.0	27	Improper or erratic lane changing
5	1.6	28	Failure to keep in proper lane or running off road
0	0.0	29	Illegal driving on road shoulder, in ditch, on sidewalk or on median or on separator
0	0.0	30	Making improper entry to or exit from trafficway
0	0.0	31	Starting or backing improperly
0	0.0	32	Opening vehicle closure into moving traffic or while vehicle is in motion
0	0.0	33	Passing where prohibited by signs, markings, hill or curve, or school bus displaying warning not to pass
0	0.0	34	Passing on wrong side
1	0.3	35	Passing with insufficient distance or inadequate visibility, or failing to yield to overtaking vehicle
5	1.6	36	Operating the vehicle in an erratic, reckless, careless or negligent manner
1	0.3	37	High speed chase - police in pursuit
24	7.7	38	Failure to yield right-of-way
5	1.6	39	Failure to obey traffic signs, control devices or traffic officers, or failure to observe safety zone
0	0.0	40	Passing through or around barrier
0	0.0	41	Failure to observe warnings or instructions on vehicles displaying them
0	0.0	42	Failure to signal intentions
0	0.0	43	Giving wrong signal
9	2.9	44	Driving too fast for conditions or in excess of posted maximum
0	0.0	45	Driving less than posted minimum
0	0.0	46	Racing
0	0.0	47	Making right turn from left turn lane, making left turn from right turn lane
0	0.0	48	Making other improper turn
0	0.0	49	Failure to comply with physical restrictions of license
0	0.0	50	Driving wrong way on one-way trafficway
1	0.3	51	Driving on wrong side of road (intentionally or unintentionally)
1	0.3	52	Operator inexperience
0	0.0	53	Unfamiliar with roadway
0	0.0	54	Stopped or stopping in roadway (vehicle not abandoned)
0	0.0	55	Underriding a parked truck
0	0.0	56	Improper tire pressure
3	1.0	57	Locked wheel
0	0.0	58	Over correcting

Variable 227:DRIVER RELATED FACTORS#1 (Continued)

N	Prcnt	Code	Value and Description
0	0.0	59	Getting off/out of or on/in to moving vehicle
0	0.0	60	Getting off/out of or on/in to nonmoving vehicle
Vision Obscured By:			
0	0.0	61	Rain, snow, fog, smoke, sand, dust
1	0.3	62	Reflected glare, bright sunlight, headlights
0	0.0	63	Curve, hill, or other design features (including traffic signs, embankment)
0	0.0	64	Building, billboard, other structures
0	0.0	65	Trees, crops, vegetation
0	0.0	66	Motor vehicle (including load)
1	0.3	67	Parked vehicle
0	0.0	68	Splash or spray of passing vehicle
0	0.0	69	Inadequate defrost or defog system
0	0.0	70	Inadequate lighting system
1	0.3	71	Obstructing angles on vehicle
0	0.0	72	Mirrors - rear view
0	0.0	73	Mirrors - other
0	0.0	74	Head restraints
0	0.0	75	Broken or improperly cleaned windshield
0	0.0	76	Other obstruction
Avoiding, Swerving or Sliding due to:			
0	0.0	77	Severe crosswind
0	0.0	78	Wind from passing truck
0	0.0	79	Slippery or loose surface
0	0.0	80	Tire blow-out or flat
0	0.0	81	Debris or objects in road
0	0.0	82	Ruts, holes, bumps in road
0	0.0	83	Live animals in road
2	0.6	84	Vehicle in road
0	0.0	85	Phantom vehicle
0	0.0	86	Pedestrian, pedalcyclist, or other nonmotorist in road
1	0.3	87	Ice, snow, slush, water, sand, dirt, oil, wet leaves on road
Other Miscellaneous Factors			
0	0.0	89	Carrying hazardous cargo improperly
1	0.3	90	Hit-and-run vehicle driver
0	0.0	91	Nontraffic violation charged - manslaughter or other homicide (offense committed without malice)
2	0.6	92	Other nonmoving traffic violations
Possible distractions (inside vehicle)			
0	0.0	93	Cellular phone
0	0.0	94	Fax machine
0	0.0	95	Computer
0	0.0	96	On-board Navigation system
0	0.0	97	Two-way radio
1	0.3	98	Head-up display
4	1.3	99	Unknown

BUSES INVOLVED IN FATAL ACCIDENTS, 2001
FARS DRIVER VARIABLES

Variable 228	DRIVER RELATED FACTORS#2	Width: 2	Type: Numeric
		Dec: None	Miss: 99

FACTORS AT DRIVER LEVEL - RESPONSE #2

N	Prcnt	Code	Value and Description
268	85.9	0	None
			Physical/Mental Condition
3	1.0	6	Inattentive (talking, eating, etc.)
			Miscellaneous Causes
6	1.9	17	Running off road
2	0.6	28	Failure to keep in proper lane or running off road
7	2.2	38	Failure to yield right-of-way
6	1.9	39	Failure to obey traffic signs, control devices or traffic officers, or failure to observe safety zone
2	0.6	44	Driving too fast for conditions or in excess of posted maximum
1	0.3	51	Driving on wrong side of road (intentionally or unintentionally)
1	0.3	57	Locked wheel
			Vision Obscured By:
2	0.6	62	Reflected glare, bright sunlight, headlights
			Avoiding, Swerving or Sliding due to:
1	0.3	87	Ice, snow, slush, water, sand, dirt, oil, wet leaves on road
			Other Miscellaneous Factors
6	1.9	91	Nontraffic violation charged - manslaughter or other homicide (offense committed without malice)
3	1.0	92	Other nonmoving traffic violations
4	1.3	99	Unknown

Variable 229	DRIVER RELATED FACTORS#3	Width: 2	Type: Numeric
		Dec: None	Miss: 99

FACTORS AT DRIVER LEVEL - RESPONSE #3

N	Prcnt	Code	Value and Description
296	94.9	0	None
			Physical/Mental Condition
1	0.3	1	Drowsy, sleepy, asleep, fatigued
			Miscellaneous Causes
2	0.6	17	Running off road
1	0.3	28	Failure to keep in proper lane or running off road
1	0.3	38	Failure to yield right-of-way

Variable 229:DRIVER RELATED FACTORS#3 (Continued)

N	Prcnt	Code	Value and Description
1	0.3	39	Failure to obey traffic signs, control devices or traffic officers, or failure to observe safety zone
1	0.3	44	Driving too fast for conditions or in excess of posted maximum
1	0.3	48	Making other improper turn
1	0.3	58	Over correcting
Other Miscellaneous Factors			
1	0.3	90	Hit-and-run vehicle driver
1	0.3	91	Nontraffic violation charged - manslaughter or other homicide (offense committed without malice)
1	0.3	92	Other nonmoving traffic violations
4	1.3	99	Unknown

Variable 230	DRIVER RELATED FACTORS#4	Width: 2	Type: Numeric
		Dec: None	Miss: 99

FACTORS AT DRIVER LEVEL - RESPONSE #4

N	Prcnt	Code	Value and Description
303	97.1	0	None
Miscellaneous Causes			
1	0.3	38	Failure to yield right-of-way
1	0.3	44	Driving too fast for conditions or in excess of posted maximum
1	0.3	58	Over correcting
Other Miscellaneous Factors			
2	0.6	91	Nontraffic violation charged - manslaughter or other homicide (offense committed without malice)
4	1.3	99	Unknown

BUSES INVOLVED IN FATAL ACCIDENTS, 2001
FARS DRIVER VARIABLES

Variable 231	VIOLATIONS CHARGED #1	Width: 2	Type: Numeric
		Dec: None	Miss: 99
N Prcnt	Code Value and Description		
271 86.9	0 None		
	RECKLESS/CARELESS/HIT-AND-RUN TYPE OFFENSES		
7 2.2	1 Manslaughter or Homicide		
2 0.6	2 Willful Reckless Driving; Driving to Endanger; Negligent Driving		
0 0.0	3 Unsafe Reckless (Not Willful, Wanton Reckless) Driving		
5 1.6	4 Inattentive, Careless, Improper Driving		
0 0.0	5 Fleeing or Eluding Police		
0 0.0	6 Fail to Obey Police, Fireman, Authorized Person Directing Traffic		
1 0.3	7 Hit-and-Run, Fail to Stop After Accident		
0 0.0	8 Fail to Give Aid, Info., Wait for Police After Accident		
1 0.3	9 Serious Violation Resulting in Death		
	IMPAIRMENT OFFENSES		
0 0.0	11 Driving While Intoxicated (Alcohol or Drugs) or BAC Above Limit		
0 0.0	12 Driving While Impaired		
0 0.0	13 Driving Under Influence of Substance Not Intended to Intoxicate		
0 0.0	14 Drinking While Operating		
0 0.0	15 Illegal Possession of Alcohol or Drugs		
0 0.0	16 Driving With Detectable Alcohol		
0 0.0	18 Refusal to Submit to Chemical Test		
0 0.0	19 Alcohol, Drug, or Impairment Violations Generally		
	SPEED-RELATED OFFENSES		
0 0.0	21 Racing		
0 0.0	22 Speeding (Above the Speed Limit)		
1 0.3	23 Speed Greater than Reasonable & Prudent		
0 0.0	24 Exceeding Special Speed Limit (e.g.: for Trucks, Buses, Cycles, or on Bridge, in School Zone, etc.)		
0 0.0	25 Energy Speed (Exceeding 55 MPH, Non-Pointable)		
0 0.0	26 Driving too Slowly		
0 0.0	29 Speed Related Violations Generally		
	RULES OF THE ROAD - TRAFFIC SIGN & SIGNALS		
0 0.0	31 Fail to Stop for Red Signal		
0 0.0	32 Fail to Stop for Flashing Red		
0 0.0	33 Violation of Turn on Red (Fail to Stop & Yield, Yield to Pedestrians Before Turning)		
0 0.0	34 Fail to Obey Flashing Signal (Yellow or Red)		
0 0.0	35 Fail to Obey Signal Generally		
0 0.0	36 Violate RR Grade Crossing Device/Regulations		
0 0.0	37 Fail to Obey Stop Sign		
1 0.3	38 Fail to Obey Yield Sign		
1 0.3	39 Fail to Obey Traffic Control Device Generally		

Variable 231:VIOLATIONS CHARGED #1 (Continued)

N	Prcnt	Code	Value and Description
RULES OF THE ROAD - TURNING, YIELDING, SIGNALING			
0	0.0	41	Turn in Violation of Traffic Control (Disobey Signs, Turn Arrow or Pavement Markings; this is not a Right-on-Red Violation)
1	0.3	42	Improper Method & Position of Turn (Too Wide, Wrong Lane)
0	0.0	43	Fail to Signal for Turn or Stop
0	0.0	45	Fail to Yield to Emergency Vehicle
5	1.6	46	Fail to Yield Generally
0	0.0	48	Enter Intersection When Space Insufficient
1	0.3	49	Turn, Yield, Signaling Violations Generally
RULES OF THE ROAD -WRONG SIDE, PASSING & FOLLOWING			
0	0.0	51	Driving Wrong Way on One-Way Road
0	0.0	52	Driving on Left, Wrong Side of Road Generally
1	0.3	53	Improper, Unsafe Passing
0	0.0	54	Pass on Right (Drive off Pavement to Pass)
0	0.0	55	Pass Stopped School Bus
0	0.0	56	Fail to Give Way When Overtaken
0	0.0	58	Following too Closely
0	0.0	59	Wrong Side, Passing, Following Violations Generally
RULES OF THE ROAD - LANE USAGE			
0	0.0	61	Unsafe or Prohibited Lane Change
0	0.0	62	Improper use of Lane (Enter of 3-Lane Road, HOV Designated Lane)
0	0.0	63	Certain Traffic to use Right Lane (Trucks, Slow Moving, etc.)
0	0.0	66	Motorcycle Lane Violations (More than two per Lane, Riding Between Lanes, etc.)
0	0.0	67	Motorcyclist Attached to Another Vehicle
1	0.3	69	Lane Violations Generally
NON-MOVING - LICENSE & REGISTRATION VIOLATIONS			
1	0.3	71	Driving While License Withdrawn
1	0.3	72	Other Driver License Violations
0	0.0	73	Commercial Driver Violations
0	0.0	74	Vehicle Registration Violations
0	0.0	75	Fail to Carry Insurance Card
1	0.3	76	Driving Uninsured Vehicle
0	0.0	79	Non-Moving Violations Generally
EQUIPMENT			
1	0.3	81	Lamp Violations
0	0.0	82	Brake Violations
0	0.0	83	Failure to Require Restraint use (by Self or Passenger)
0	0.0	84	Motorcycle Equipment Violations (Helmet, Special Equipment)
0	0.0	85	Violation of Hazardous Cargo Regulations
0	0.0	86	Size, weight, Load Violations
0	0.0	89	Equipment Violations Generally
OTHER VIOLATIONS			
0	0.0	91	Parking

BUSES INVOLVED IN FATAL ACCIDENTS, 2001
 FARS DRIVER VARIABLES

Variable 231: VIOLATIONS CHARGED #1 (Continued)

N	Prcnt	Code	Value and Description
0	0.0	92	Theft, Unauthorized use of Motor Vehicle
0	0.0	93	Driving where Prohibited (Sidewalk, Limited Access, Off Truck Route)
0	0.0	98	Other Moving Violation
9	2.9	99	Unknown Violation

Variable 232 VIOLATIONS CHARGED #2 Width: 2 Type: Numeric
 Dec: None Miss: 99

N	Prcnt	Code	Value and Description
298	95.5	0	None
RECKLESS/CARELESS/HIT-AND-RUN TYPE OFFENSES			
1	0.3	3	Unsafe Reckless (Not Willful, Wanton Reckless) Driving
SPEED-RELATED OFFENSES			
1	0.3	22	Speeding (Above the Speed Limit)
RULES OF THE ROAD - TURNING, YIELDING, SIGNALING			
3	1.0	46	Fail to Yield Generally
1	0.3	49	Turn, Yield, Signaling Violations Generally
NON-MOVING - LICENSE & REGISTRATION VIOLATIONS			
1	0.3	71	Driving While License Withdrawn
7	2.2	99	Unknown Violation

Variable 233 VIOLATIONS CHARGED #3 Width: 2 Type: Numeric
 Dec: None Miss: 99

N	Prcnt	Code	Value and Description
305	97.8	0	None
RULES OF THE ROAD - TRAFFIC SIGN & SIGNALS			
1	0.3	39	Fail to Obey Traffic Control Device Generally

Variable 233:VIOLATIONS CHARGED #3 (Continued)

N	Prcnt	Code	Value and Description
6	1.9	99	Unknown Violation

Variable 235	DRIVER HEIGHT	Width: 2	Type: Numeric
		Dec: None	Miss: 99

N	Prcnt	Code	Value and Description
7	2.2	60	
		-	Actual inches
2	0.6	79	
4	1.3	99	Unknown

Variable 236	DRIVER WEIGHT	Width: 3	Type: Numeric
		Dec: None	Miss: 999

N	Prcnt	Code	Value and Description
1	0.3	105	
		-	Actual weight in pounds
1	0.3	349	
0	0.0	998	Other
90	28.8	999	Unknown

BUSES INVOLVED IN FATAL ACCIDENTS, 2001
FARS DRIVER VARIABLES

The OCCUPANT Variables

Variables 306 through 363 describe the occupant of the truck (i.e., the driver) and are obtained from the FARS occupant file.

Variable 306	OCCUPANT NUMBER	Width: 2	Type: Numeric
		Dec: None	Miss: 0

N	Prcnt	Code	Value and Description
1	0.3	0	None
310	99.4	1	Occupant #1
1	0.3	2	Occupant #2

Variable 308	OCCUPANT AGE	Width: 2	Type: Numeric
		Dec: None	Miss: 99

N	Prcnt	Code	Value and Description
1	0.3	19	19 years
1	0.3	20	20 years
2	0.6	21	21 years
5	1.6	22	22 years
2	0.6	23	23 years
3	1.0	24	24 years
2	0.6	25	25 years
2	0.6	26	26 years
4	1.3	27	27 years
4	1.3	28	28 years
2	0.6	29	29 years
8	2.6	30	30 years
9	2.9	31	31 years
5	1.6	32	32 years
6	1.9	33	33 years
13	4.2	34	34 years
4	1.3	35	35 years
9	2.9	36	36 years
7	2.2	37	37 years
10	3.2	38	38 years
3	1.0	39	39 years
10	3.2	40	40 years
9	2.9	41	41 years
9	2.9	42	42 years
7	2.2	43	43 years
8	2.6	44	44 years
6	1.9	45	45 years
6	1.9	46	46 years
10	3.2	47	47 years
5	1.6	48	48 years
3	1.0	49	49 years
8	2.6	50	50 years
16	5.1	51	51 years

Variable 311	OCC SEATING POSITION	Width: 2	Type: Numeric
		Dec: None	Miss: 99

N	Prcnt	Code	Value and Description
311	99.7	11	Front seat - left side (driver's side)
1	0.3	99	Unknown

Variable 312	RESTRAINT SYSTEM USE	Width: 2	Type: Numeric
		Dec: None	Miss: 99

RESTRAINT SYSTEM USE

N	Prcnt	Code	Value and Description
31	9.9	0	None used (vehicle occupant) or not applicable (nonmotorist)
1	0.3	1	Shoulder belt
63	20.2	2	Lap belt
151	48.4	3	Lap and shoulder belt
20	6.4	8	Restraint used - type unknown or other
0	0.0	13	Safety belt used improperly
46	14.7	99	Unknown

Variable 313	AIR BAG AVAIL/DEPLOY	Width: 2	Type: Numeric
		Dec: None	Miss: 99

AIRBAG AVAILABILITY - DEPLOYMENT

N	Prcnt	Code	Value and Description
0	0.0	0	Nonmotorist
			Deployed (For This Seat)
1	0.3	1	From the FRONT
0	0.0	2	From the SIDE
0	0.0	7	From OTHER direction
0	0.0	8	From MULTIPLE direction
1	0.3	9	From UNKNOWN direction
			Not Deployed (for this seat)
2	0.6	20	Airbag available - NO DEPLOYMENT
0	0.0	28	Airbag available - SWITCHED OFF
			Unknown if Deployed
5	1.6	29	Airbag available - UNKNOWN IF DEPLOYED
			Not Available
303	97.1	30	Not available (this seat)
0	0.0	31	PREVIOUSLY DEPLOYED/NOT REPLACED
0	0.0	32	DISABLED/REMOVED
0	0.0	99	Unknown if airbag available (for this seat)

BUSES INVOLVED IN FATAL ACCIDENTS, 2001
FARS OCCUPANT VARIABLES

Variable 314	<u>OCCUPANT EJECTION</u>	Width: 1	Type: Numeric
		Dec: None	Miss: 9

N	Prcnt	Code	Value and Description
307	98.4	0	Not ejected - not applicable
3	1.0	1	Totally ejected
0	0.0	2	Partially ejected
2	0.6	9	Unknown

Variable 315	<u>EJECTION PATH</u>	Width: 1	Type: Numeric
		Dec: None	Miss: 9

N	Prcnt	Code	Value and Description
307	98.4	0	Not Ejected: N/A
1	0.3	1	Side door opening
1	0.3	2	Side window
0	0.0	3	Windshield
0	0.0	4	Back window
0	0.0	5	Back door/tailgate opening
0	0.0	6	Roof opening (sunroof, convertible top down)
0	0.0	7	Roof (convertible top up)
0	0.0	8	Other path (e.g., back of pick-up truck)
3	1.0	9	Unknown/unknown path

Variable 316	<u>OCCUPANT EXTRICATION</u>	Width: 1	Type: Numeric
		Dec: None	Miss: 9

N	Prcnt	Code	Value and Description
304	97.4	0	Not extricated - not applicable
6	1.9	1	Extricated
2	0.6	9	Unknown

Variable 321	<u>DRUG INVOLVEMENT</u>	Width: 1	Type: Numeric
		Dec: None	Miss: 9

POLICE REPORTED OTHER DRUG INVOLVEMENT

N	Prcnt	Code	Value and Description
115	36.9	0	No (other drugs not involved)
3	1.0	1	Yes (other drugs involved)
182	58.3	8	Not Reported
12	3.8	9	Unknown (police reported as unknown)

BUSES INVOLVED IN FATAL ACCIDENTS, 2001
 FARS OCCUPANT VARIABLES

Variable 322	DRUG DETERMINATION	Width: 1	Type: Numeric
		Dec: None	Miss: 8

METHOD OTHER DRUG DETERMINATION (POLICE)

N	Prcnt	Code	Value and Description
12	3.8	1	Evidential Test (blood, urine)
1	0.3	2	Drug Recognition Technician (DRT) determined
4	1.3	3	Behavioral
11	3.5	7	Other
284	91.0	8	Not Reported

Variable 323	DRUG TEST TYPE #1	Width: 1	Type: Numeric
		Dec: None	Miss: 9

N	Prcnt	Code	Value and Description
186	59.6	0	Not Tested For Drugs
35	11.2	1	Blood Test
12	3.8	2	Urine Test
0	0.0	3	Both: Blood and Urine
4	1.3	7	Unknown Test Type
1	0.3	8	Other Type Test
74	23.7	9	Unknown if Tested for Drugs

Variable 324	DRUG TEST RESULTS #1	Width: 3	Type: Numeric
		Dec: None	Miss: 999

N	Prcnt	Code	Value and Description
186	59.6	0	Not Tested For Drugs
42	13.5	1	No Drugs Reported
0	0.0	100	- Narcotic Drug
0	0.0	295	
0	0.0	300	- Depressant Drug
0	0.0	395	
0	0.0	400	- Stimulant Drug
0	0.0	495	
0	0.0	500	- Hallucinogen Drug
0	0.0	595	
0	0.0	600	- Cannabinoid Drug

BUSES INVOLVED IN FATAL ACCIDENTS, 2001
 FARS OCCUPANT VARIABLES

Variable 324:DRUG TEST RESULTS #1 (Continued)

N	Prcnt	Code	Value and Description
0	0.0	695	
0	0.0	700	
0	0.0	795	- Phencyclidine (PCP)
0	0.0	800	
0	0.0	895	- Anabolic Steroid
0	0.0	900	
0	0.0	995	- Inhalant Drug
0	0.0	996	Other Drug
4	1.3	997	Tested For Drugs, Results Unknown
1	0.3	998	Tested For Drugs, Drugs Found, Type Unknown
74	23.7	999	Unknown if Tested for Drugs

Variable 325 DRUG TEST TYPE #2 Width: 1 Type: Numeric
 Dec: None Miss: 9

N	Prcnt	Code	Value and Description
262	84.0	0	Not Tested For Drugs
7	2.2	1	Blood Test
1	0.3	2	Urine Test
0	0.0	3	Both: Blood and Urine
0	0.0	7	Unknown Test Type
1	0.3	8	Other Type Test
41	13.1	9	Unknown if Tested for Drugs

Variable 326 DRUG TEST RESULTS #2 Width: 3 Type: Numeric
 Dec: None Miss: 999

N	Prcnt	Code	Value and Description
262	84.0	0	Not Tested For Drugs
6	1.9	1	No Drugs Reported
0	0.0	100	
0	0.0	295	- Narcotic Drug
0	0.0	300	
0	0.0	395	- Depressant Drug

Variable 326:DRUG TEST RESULTS #2 (Continued)

N	Prcnt	Code	Value and Description
0	0.0	400	
		-	Stimulant Drug
0	0.0	495	
0	0.0	500	
		-	Hallucinogen Drug
0	0.0	595	
0	0.0	600	
		-	Cannabinoid Drug
0	0.0	695	
0	0.0	700	
		-	Phencylidine (PCP)
0	0.0	795	
0	0.0	800	
		-	Anabolic Steroid
0	0.0	895	
0	0.0	900	
		-	Inhalant Drug
0	0.0	995	
1	0.3	996	Other Drug
0	0.0	997	Tested For Drugs, Results Unknown
0	0.0	998	Tested For Drugs, Drugs Found, Type Unknown
41	13.1	999	Unknown if Tested for Drugs

Variable 327	DRUG TEST TYPE #3	Width: 1	Type: Numeric
		Dec: None	Miss: 9

N	Prcnt	Code	Value and Description
263	84.3	0	Not Tested For Drugs
7	2.2	1	Blood Test
1	0.3	2	Urine Test
0	0.0	3	Both: Blood and Urine
0	0.0	7	Unknown Test Type
0	0.0	8	Other Type Test
41	13.1	9	Unknown if Tested for Drugs

BUSES INVOLVED IN FATAL ACCIDENTS, 2001
FARS OCCUPANT VARIABLES

Variable 328	DRUG TEST RESULTS #3	Width: 3	Type: Numeric
		Dec: None	Miss: 999

N	Prcnt	Code	Value and Description
263	84.3	0	Not Tested For Drugs
6	1.9	1	No Drugs Reported
0	0.0	100	- Narcotic Drug
0	0.0	295	
0	0.0	300	- Depressant Drug
0	0.0	395	
0	0.0	400	- Stimulant Drug
0	0.0	495	
0	0.0	500	- Hallucinogen Drug
0	0.0	595	
0	0.0	600	- Cannabinoid Drug
0	0.0	695	
0	0.0	700	- Phencyclidine (PCP)
0	0.0	795	
0	0.0	800	- Anabolic Steroid
0	0.0	895	
0	0.0	900	- Inhalant Drug
0	0.0	995	
1	0.3	996	Other Drug
0	0.0	997	Tested For Drugs, Results Unknown
0	0.0	998	Tested For Drugs, Drugs Found, Type Unknown
41	13.1	999	Unknown if Tested for Drugs

Variable 329	OCCUPANT INJURY SEVERITY	Width: 1	Type: Numeric
		Dec: None	Miss: 9

N	Prcnt	Code	Value and Description
190	60.9	0	O - no injury
43	13.8	1	C - possible injury
41	13.1	2	B - nonincapacitating evident injury
20	6.4	3	A - incapacitating injury

Variable 329:OCCUPANT INJURY SEVERITY (Continued)

N	Prcnt	Code	Value and Description
12	3.8	4	K - fatal injury
4	1.3	5	Injured, severity unknown
0	0.0	6	Died prior to accident
2	0.6	9	Unknown

Variable 330	OCC TAKEN TO HOSPITAL	Width: 1	Type: Numeric
		Dec: None	Miss: 9

TAKEN TO HOSPITAL OR TREATMENT FACILITY

N	Prcnt	Code	Value and Description
216	69.2	0	No
92	29.5	1	Yes
0	0.0	7	Died at the scene
0	0.0	8	Died En Route
4	1.3	9	Unknown

Variable 331	OCC DEATH DATE - MONTH	Width: 2	Type: Numeric
		Dec: None	Miss: 99

N	Prcnt	Code	Value and Description
299	95.8	0	Not applicable
1	0.3	1	January
2	0.6	2	February
0	0.0	3	March
2	0.6	4	April
2	0.6	5	May
0	0.0	6	June
1	0.3	7	July
3	1.0	8	August
0	0.0	9	September
0	0.0	10	October
1	0.3	11	November
0	0.0	12	December
1	0.3	99	Unknown

BUSES INVOLVED IN FATAL ACCIDENTS, 2001
FARS OCCUPANT VARIABLES

Variable 332	OCC DEATH DATE - DAY	Width: 2	Type: Numeric
		Dec: None	Miss: 99

N	Prcnt	Code	Value and Description
299	95.8	0	Not applicable
0	0.0	1	
		-	Day of month
0	0.0	31	
1	0.3	99	Unknown

Variable 333	OCC DEATH DATE - YEAR	Width: 4	Type: Numeric
		Dec: None	Miss: 9999

N	Prcnt	Code	Value and Description
299	95.8	0	Not applicable
12	3.8	2001	2001
1	0.3	9999	Unknown

Variable 334	OCC DEATH TIME - HOURS	Width: 2	Type: Numeric
		Dec: None	Miss: 99

N	Prcnt	Code	Value and Description
300	96.2	0	12:01 am - 12:59 am
1	0.3	6	6:00 am - 6:59 am
1	0.3	7	7:00 am - 7:59 am
1	0.3	9	9:00 am - 9:59 am
1	0.3	10	10:00 am - 10:59 am
1	0.3	11	11:00 am - 11:59 am
2	0.6	12	12:00 pm - 12:59 pm
1	0.3	14	2:00 pm - 2:59 pm
1	0.3	16	4:00 pm - 4:59 pm
1	0.3	17	5:00 pm - 5:59 pm
1	0.3	18	6:00 pm - 6:59 pm
1	0.3	99	Unknown

Variable 335	OCC DEATH TIME - MINUTES	Width: 2	Type: Numeric
		Dec: None	Miss: 99

N	Prcnt	Code	Value and Description
299	95.8	0	
		-	Minute
1	0.3	59	
1	0.3	99	Unknown

Variable 336 LAG TIME ACC/DEATH - HRS Width: 3 Type: Numeric
 Dec: None Miss: 999

N	Prcnt	Code	Value and Description
7	2.2	0	- Actual time in hours
1	0.3	285	
300	96.2	999	Unknown

Variable 342 OCC FATAL INJURY AT WORK Width: 1 Type: Numeric
 Dec: None Miss: 9

N	Prcnt	Code	Value and Description
4	1.3	0	No
2	0.6	1	Yes
299	95.8	8	Not Applicable (not a fatality)
7	2.2	9	Unknown

Variable 345 OCC ALCOHOL INVOLVEMENT Width: 1 Type: Numeric
 Dec: None Miss: 9

N	Prcnt	Code	Value and Description
234	75.0	0	No (alcohol not involved)
0	0.0	1	Yes (alcohol involved)
60	19.2	8	Not reported
18	5.8	9	Unknown (police reported)

Variable 346 OCC METH ALC DETERMINAT Width: 1 Type: Numeric
 Dec: None Miss: 9

METHOD OF ALCOHOL DETERMINATION (POLICE)

N	Prcnt	Code	Value and Description
36	11.5	1	Evidential test (breath, blood, urine)
5	1.6	2	Preliminary Breath Test (PBT)
5	1.6	3	Behavioral
2	0.6	4	Passive Alcohol Sensor (PAS)
26	8.3	5	Observed
2	0.6	8	Other (e.g., saliva test)
236	75.6	9	Not reported

BUSES INVOLVED IN FATAL ACCIDENTS, 2001
FARS OCCUPANT VARIABLES

Variable 347	ALCOHOL TEST TYPE	Width: 1	Type: Numeric
		Dec: None	Miss: 9

N	Prcnt	Code	Value and Description
158	50.6	0	Not tested for Alcohol
71	22.8	1	Whole Blood
20	6.4	2	Breath "BAC"
3	1.0	3	Urine
0	0.0	4	Vitreous
0	0.0	5	Blood Plasma/Serum
0	0.0	6	Blood Clot
0	0.0	7	Liver
0	0.0	8	Other Test Type
60	19.2	9	Unknown

Variable 348	OCC ALCOHOL TEST RESULT	Width: 2	Type: Numeric
		Dec: 2	Miss: 0.99

N	Prcnt	Code	Value and Description
84	26.9	0.00	BAC result < 0.01% - Result value (grams/100 ml) %
0	0.0	0.02	
0	0.0	0.95	Test refused
158	50.6	0.96	None given
13	4.2	0.97	AC test performed, results unknown
57	18.3	0.99	Unknown

Variable 361	RACE	Width: 2	Type: Numeric
		Dec: None	Miss: 99

N	Prcnt	Code	Value and Description
300	96.2	0	Not applicable
4	1.3	1	White
0	0.0	2	Black
0	0.0	3	American Indian
			Asian or Pacific Islander
0	0.0	4	Chinese
0	0.0	5	Japanese
0	0.0	6	Hawaiian
0	0.0	7	Filipino
0	0.0	18	Asian Indian
0	0.0	28	Korean
0	0.0	38	Samoan
0	0.0	48	Vietnamese
0	0.0	58	Guamanian
0	0.0	68	Other Asian
0	0.0	78	Asian\Pacific Islander

Variable 361:RACE (Continued)

N	Prcnt	Code	Value and Description
0	0.0	98	All other races
8	2.6	99	Unknown

Variable 362	HISPANIC ORIGIN	Width: 2	Type: Numeric
		Dec: None	Miss: 99

N	Prcnt	Code	Value and Description
300	96.2	0	Not applicable
1	0.3	1	Mexican
0	0.0	2	Puerto Rican
0	0.0	3	Cuban
0	0.0	4	Central or South American
0	0.0	5	Other Hispanic
0	0.0	6	Hispanic - not specified
3	1.0	7	Non-Hispanic
8	2.6	99	Unknown

Variable 363	OCC DEAD ON ARRIVAL	Width: 1	Type: Numeric
		Dec: None	Miss: 9

N	Prcnt	Code	Value and Description
303	97.1	0	Not applicable
8	2.6	7	Died at scene
0	0.0	8	Died En route
1	0.3	9	Unknown

BUSES INVOLVED IN FATAL ACCIDENTS, 2001
FARS OCCUPANT VARIABLES

The SURVEY Variables

Information in variables 1110 through 1870 was collected by the BIFA interview.

Variable 1110	BUS MAKE	Width: 3	Type: Numeric
		Dec: None	Miss: 999

N	Prcnt	Code	Value and Description
0	0.0	1	AM General
2	0.6	7	Dodge
25	8.0	12	Ford
14	4.5	20	Chevrolet
16	5.1	23	GMC
0	0.0	25	Grumman
0	0.0	51	Volvo
69	22.1	84	International Harvester
19	6.1	90	Blue Bird
1	0.3	91	Eagle Coach
21	6.7	92	Gillig
31	9.9	93	MCI
13	4.2	94	Thomas Built
15	4.8	111	Flxible
9	2.9	112	Neoplan
12	3.8	113	New Flyer
0	0.0	114	Ontario
9	2.9	115	TMC
14	4.5	116	Orion
8	2.6	117	Prevost
4	1.3	118	Van Hool
29	9.3	998	Other
1	0.3	999	Unknown

Variable 1120	FINAL MANUFACTURER	Width: 30	Type: Alphabetic
		Dec: None	Miss: None

MANUFACTURER

N	Prcnt	Code	Value and Description
9	2.9		Amtram
25	8.0		Blue Bird
8	2.6		Carpenter
1	0.3		Collins
2	0.6		Diamond
2	0.6		Krystal
1	0.3		Superior
24	7.7		Thomas Built
1	0.3		Ward
1	0.3		Wayne
238	76.3		Not Applicable/Unknown

BUSES INVOLVED IN FATAL ACCIDENTS, 2001
SURVEY VARIABLES

Variable 1130	MODEL YEAR	Width: 4	Type: Numeric
		Dec: None	Miss: 9999

N	Prcnt	Code	Value and Description
1	0.3	1976	1976
2	0.6	1978	1978
1	0.3	1980	1980
2	0.6	1981	1981
3	1.0	1982	1982
1	0.3	1983	1983
2	0.6	1984	1984
3	1.0	1985	1985
4	1.3	1986	1986
6	1.9	1987	1987
13	4.2	1988	1988
14	4.5	1989	1989
15	4.8	1990	1990
13	4.2	1991	1991
12	3.8	1992	1992
15	4.8	1993	1993
19	6.1	1994	1994
25	8.0	1995	1995
21	6.7	1996	1996
23	7.4	1997	1997
33	10.6	1998	1998
36	11.5	1999	1999
36	11.5	2000	2000
11	3.5	2001	2001
1	0.3	2002	2002
0	0.0	9999	Unknown

Variable 1140	FRONT OF BUS	Width: 1	Type: Numeric
		Dec: None	Miss: 8

N	Prcnt	Code	Value and Description
118	37.8	1	Conventional Hood
190	60.9	2	Flat Front
4	1.3	8	Unknown

Variable 1150	ENGINE LOCATION	Width: 1	Type: Numeric
		Dec: None	Miss: 9

N	Prcnt	Code	Value and Description
164	52.6	1	Rear
144	46.2	2	Front
1	0.3	8	Other
3	1.0	9	Unknown

Variable 1190:DESCRIPTION OF BUS (Continued)

N	Prcnt	Code Value and Description
2	0.6	Full-size Conventional-Hood bus
91	29.2	Full-Size School Bus
46	14.7	Heavy-Duty Transit Bus
7	2.2	Heavy-Duty Transit Bus With Wheelchair Lift
1	0.3	High Floor Flat Front Shuttle Bus
1	0.3	Inmate Security Bus
1	0.3	Inmate Security Coach
4	1.3	Large Passenger Van
1	0.3	Large Passenger Van School Bus
45	14.4	Long-Distance Coach
2	0.6	Medium-Duty Shuttle Bus On Truck-Based Chassis
1	0.3	Mid-size Conventional Hood Bus
21	6.7	Mid-Size School Bus
3	1.0	Mid-Size Shuttle Bus
2	0.6	Mid-Size shuttle Bus On Van-Based Chassis
1	0.3	Mid-Size Shuttle Bus With Wheelchair Lift
1	0.3	Retired Full-Size School Bus
1	0.3	Retired Small School Bus
1	0.3	Shorter Heavy-Duty Transit Bus
12	3.9	Shorter Transit Bus
3	1.0	Shorter Transit Bus with Wheelchair Lift
8	2.7	Small School Bus
3	1.0	Small Shuttle Bus
1	0.3	Small Shuttle Bus On Van Based Chassis
3	1.0	Special Needs Full-size School Bus
5	1.6	Special Needs Mid-size School Bus
1	0.3	Special Needs Mid-Size Shuttle Bus
2	0.6	Special Needs Shuttle Bus
4	1.3	Special Needs Small School Bus
1	0.3	Special Needs Small Shuttle Bus
4	1.3	Transit Bus
2	0.6	Trolley Replica Bus
8	2.6	Unknown

Variable 1200	NUMBER OF AXLES	Width: 1	Type: Numeric
		Dec: None	Miss: 9

NUMBER OF AXLES

N	Prcnt	Code Value and Description
246	78.8	2 2 axles
59	18.9	3 3 axles
7	2.2	9 Unknown

BUSES INVOLVED IN FATAL ACCIDENTS, 2001
SURVEY VARIABLES

Variable 1220: PASS SEATING CAPACITY (Continued)

N	Prcnt	Code	Value and Description
2	0.6	56	56 Seats
2	0.6	57	57 Seats
2	0.6	58	58 Seats
1	0.3	59	59 Seats
7	2.2	60	60 Seats
2	0.6	62	62 Seats
4	1.3	64	64 Seats
29	9.3	65	65 Seats
16	5.1	66	66 Seats
1	0.3	69	69 Seats
15	4.8	71	71 Seats
15	4.8	72	72 Seats
1	0.3	73	73 Seats
8	2.6	77	77 Seats
6	1.9	78	78 Seats
1	0.3	81	81 Seats
7	2.2	84	84 Seats
2	0.6	90	90 Seats
11	3.5	996	15 or more Seats
16	5.1	999	Unknown

Variable 1230	NUMBER OF PASSENGERS	Width: 3	Type: Numeric
		Dec: None	Miss: 999

N	Prcnt	Code	Value and Description
68	21.8	0	0 Passengers
12	3.8	1	1 Passenger
12	3.8	2	2 Passengers
9	2.9	3	3 Passengers
9	2.9	4	4 Passengers
8	2.6	5	5 Passengers
8	2.6	6	6 Passengers
2	0.6	7	7 Passengers
7	2.2	8	8 Passengers
5	1.6	9	9 Passengers
7	2.2	10	10 Passengers
5	1.6	11	11 Passengers
4	1.3	12	12 Passengers
4	1.3	13	13 Passengers
3	1.0	14	14 Passengers
11	3.5	15	15 Passengers
4	1.3	16	16 Passengers
1	0.3	17	17 Passengers
3	1.0	18	18 Passengers
1	0.3	19	19 Passengers
8	2.6	20	20 Passengers
7	2.2	22	22 Passengers
1	0.3	24	24 Passengers
5	1.6	25	25 Passengers

Variable 1230:NUMBER OF PASSENGERS (Continued)

N	Prcnt	Code	Value and Description
1	0.3	26	26 Passengers
2	0.6	27	27 Passengers
1	0.3	28	28 Passengers
1	0.3	29	29 Passengers
3	1.0	30	30 Passengers
3	1.0	31	31 Passengers
1	0.3	32	32 Passengers
3	1.0	34	34 Passengers
4	1.3	35	35 Passengers
1	0.3	36	36 Passengers
1	0.3	37	37 Passengers
6	1.9	38	38 Passengers
1	0.3	39	39 Passengers
2	0.6	40	40 Passengers
1	0.3	41	41 Passengers
3	1.0	43	43 Passengers
1	0.3	45	45 Passengers
4	1.3	47	47 Passengers
1	0.3	49	49 Passengers
4	1.3	50	50 Passengers
1	0.3	52	52 Passengers
1	0.3	55	55 Passengers
1	0.3	59	59 Passengers
1	0.3	60	60 Passengers
1	0.3	62	62 Passengers
1	0.3	65	65 Passengers
1	0.3	68	68 Passengers
1	0.3	81	81 Passengers
1	0.3	995	8-14 Passengers
1	0.3	996	15 or more passengers
54	17.3	999	Unknown

Variable 1240 GROSS VEH WEIGHT RATING Width: 1 Type: Numeric
 Dec: None Miss: 9

N	Prcnt	Code	Value and Description
11	3.5	2	6,001 - 10,000 lbs.
5	1.6	3	10,001 - 14,000 lbs.
5	1.6	4	14,001 - 16,000 lbs.
3	1.0	5	16,001 - 19,500 lbs.
15	4.8	6	19,501 - 26,000 lbs.
80	25.6	7	26,001 - 33,000 lbs.
129	41.3	8	33,001 lbs. or more
64	20.5	9	Unknown

BUSES INVOLVED IN FATAL ACCIDENTS, 2001
SURVEY VARIABLES

Variable 1250	EMPTY WEIGHT	Width: 6	Type: Numeric
		Dec: None	Miss: 999999

N	Prcnt	Code	Value and Description
2	0.6	5000	
			- Weight in pounds
2	0.6	42780	
15	4.8	999999	Unknown

Variable 1260	LENGTH	Width: 3	Type: Numeric
		Dec: None	Miss: 999

N	Prcnt	Code	Value and Description
2	0.6	15	15 feet
1	0.3	17	17 feet
3	1.0	18	18 feet
1	0.3	19	19 feet
6	1.9	20	20 feet
2	0.6	21	21 feet
4	1.3	22	22 feet
5	1.6	25	25 feet
1	0.3	26	26 feet
1	0.3	27	27 feet
5	1.6	28	28 feet
3	1.0	29	29 feet
12	3.8	30	30 feet
10	3.2	32	32 feet
6	1.9	33	33 feet
3	1.0	34	34 feet
38	12.2	35	35 feet
11	3.5	36	36 feet
8	2.6	37	37 feet
15	4.8	38	38 feet
8	2.6	39	39 feet
115	36.9	40	40 feet
1	0.3	41	41 feet
1	0.3	44	44 feet
21	6.7	45	45 feet
1	0.3	46	46 feet
1	0.3	48	48 feet
11	3.5	60	60 feet
1	0.3	997	35 feet or less
15	4.8	999	Unknown

Variable 1270	WIDTH	Width: 3	Type: Numeric
		Dec: None	Miss: 999

N	Prcnt	Code	Value and Description
2	0.6	79	
		-	Width in inches
84	26.9	102	
77	24.7	997	Unknown, but legal
0	0.0	998	Unknown, but overwidth
12	3.8	999	Unknown

Variable 1280	GEN PASSENGER RESTRAINT	Width: 1	Type: Numeric
		Dec: None	Miss: 9

N	Prcnt	Code	Value and Description
251	80.4	1	None
33	10.6	2	Lap Belts
4	1.3	3	Lap and Shoulder
0	0.0	4	Lap Belts, front pass only
0	0.0	8	Other
24	7.7	9	Unknown

Variable 1290	SPECIAL NEEDS RESTRAINT	Width: 1	Type: Numeric
		Dec: None	Miss: 9

N	Prcnt	Code	Value and Description
174	55.8	1	None
12	3.8	2	Wheelchair Securement
11	3.5	3	Belts
83	26.6	4	Wheelchair securement and Belts
0	0.0	8	Other
32	10.3	9	Unknown

Variable 1310	DESCRIPTION OF OPER AUTH	Width: 50	Type: Alphabetic
		Dec: None	Miss: None

OPERATING AUTHORITY

N	Prcnt	Code	Value and Description
34	10.9		Charter service
1	0.3		Chartered Route Service for Private School
4	1.3		Church Use
1	0.3		Contracted Carrier for Private School District
48	15.4		Contracted Carrier for School District
1	0.3		Contracted Carrier for Ski Lodge Shuttle Service
1	0.3		Contracted Carrier for State Department of Corrections

BUSES INVOLVED IN FATAL ACCIDENTS, 2001
SURVEY VARIABLES

Variable 1310:DESCRIPTION OF OPER AUTH (Continued)

N	Prcnt	Code Value and Description
9	2.9	Contracted Carrier for Transit Authority
1	0.3	Customer Shuttle for Rental Car Company
1	0.3	Drive Away Company Delivering New Bus
2	0.6	Drive Away Delivery of New Bus
1	0.3	Early Childhood Development Program Transportation
2	0.6	Farm Labor Contractor Employee Transportation
2	0.6	Farm Labor Transportation
1	0.3	Federal Law Enforcement Training Unit
1	0.3	Health Center Employee & Patient Transportation
1	0.3	Hijacked Bus From Scheduled Route Urban Area Operator
1	0.3	Interprovincial Passenger & Express Freight
12	3.9	Interstate Passenger & Express Freight
1	0.3	Non-profit Community Organization
1	0.3	Personal Use Vehicle
76	24.4	Public School District
4	1.3	Public School State Department of Education
1	0.3	Regional Non-Public School District
2	0.6	Scheduled route & Paratransit Regional Urban Area
1	0.3	Scheduled route & Paratransit Urban Area
1	0.3	Scheduled route Intercity
1	0.3	Scheduled route Intercity & Charter Service
1	0.3	Scheduled route Regional Rural Area
42	13.5	Scheduled route Regional Urban Area
1	0.3	Scheduled route University Transportation
41	13.1	Scheduled route Urban Area
1	0.3	Shuttle Service
1	0.3	Special Needs Agency
1	0.3	State Department of Corrections
12	3.9	Unknown

Variable 1320	FLEET SIZE	Width: 6	Type: Numeric
		Dec: None	Miss: 999999

N	Prcnt	Code Value and Description
5	1.6	1
		- Fleet Size
4	1.3	5043
48	15.4	999999 Unknown

BUSES INVOLVED IN FATAL ACCIDENTS, 2001
SURVEY VARIABLES

Variable 1330 NUMBER OWNED Width: 6 Type: Numeric
Dec: None Miss: 999999

N	Prcnt	Code	Value and Description
21	6.7	0	- Number Owned
4	1.3	5043	
61	19.6	999999	Unknown

Variable 1340 NUMBER LEASED Width: 6 Type: Numeric
Dec: None Miss: 999999

N	Prcnt	Code	Value and Description
200	64.1	0	- Number Leased
11	3.5	2349	
61	19.6	999999	Unknown

Variable 1350 BUS OPERATOR TYPE Width: 2 Type: Numeric
Dec: None Miss: 99

N	Prcnt	Code	Value and Description
131	42.0	1	School District
96	30.8	2	Urban Transit Authority
15	4.8	3	Scheduled Intercity
37	11.9	4	Charter Bus
2	0.6	5	Private Company (not pass transport)
9	2.9	6	Non-government Organization
1	0.3	7	Non-educational Unit of Government
1	0.3	8	Private individual for Personal Transportation
10	3.2	98	Other
10	3.2	99	Unknown

Variable 1360 AREA OF OPERATION Width: 1 Type: Numeric
Dec: None Miss: 9

N	Prcnt	Code	Value and Description
129	41.3	1	Interstate
160	51.3	2	Intrastate
23	7.4	9	Unknown

BUSES INVOLVED IN FATAL ACCIDENTS, 2001
SURVEY VARIABLES

Variable 1370	OPERATING AUTHORITY	Width: 1	Type: Numeric
		Dec: None	Miss: 9

N	Prcnt	Code	Value and Description
15	4.8	1	Private
114	36.5	2	For hire
172	55.1	3	Government owned
11	3.5	9	Unknown

Variable 1380	TRIP TYPE	Width: 1	Type: Numeric
		Dec: None	Miss: 9

N	Prcnt	Code	Value and Description
228	73.1	1	Local delivery
11	3.5	2	51 to 100 miles
14	4.5	3	101 to 200 miles
15	4.8	4	201 to 500 miles
7	2.2	5	Over 500 miles
1	0.3	6	Unknown over-the-road trip distance
36	11.5	9	Unknown

Variable 1410	ROLLOVER	Width: 1	Type: Numeric
		Dec: None	Miss: 9

N	Prcnt	Code	Value and Description
12	3.8	1	Yes
289	92.6	2	No
11	3.5	9	Unknown

Variable 1420	DIRECTION OF ROLL	Width: 1	Type: Numeric
		Dec: None	Miss: 9

N	Prcnt	Code	Value and Description
3	1.0	1	Left
9	2.9	2	Right
289	92.6	3	Not applicable
0	0.0	8	Other
11	3.5	9	Unknown

BUSES INVOLVED IN FATAL ACCIDENTS, 2001
 SURVEY VARIABLES

Variable 1430 NUMBER OF QUARTER TURNS Width: 2 Type: Numeric
 Dec: None Miss: 99

N	Prcnt	Code	Value and Description
7	2.2	1	1 quarter turn
1	0.3	3	3 quarter turns
1	0.3	5	5 quarter turns
1	0.3	6	6 quarter turns
1	0.3	24	24 quarter turns
289	92.6	98	Not applicable
12	3.8	99	Unknown

Variable 1510 HOURS DRIVING Width: 2 Type: Numeric
 Dec: None Miss: 99

N	Prcnt	Code	Value and Description
60	19.2	1	1 hour
37	11.9	2	2 hours
38	12.2	3	3 hours
30	9.6	4	4 hours
15	4.8	5	5 hours
9	2.9	6	6 hours
9	2.9	7	7 hours
7	2.2	8	8 hours
3	1.0	9	9 hours
4	1.3	10	10 hours
1	0.3	11	11 hours
1	0.3	12	12 hours
3	1.0	96	Unknown but legal
95	30.4	99	Unknown

Variable 1520 COMPENSATION-HOURLY Width: 1 Type: Numeric
 Dec: None Miss: 9

N	Prcnt	Code	Value and Description
203	65.1	1	Yes
56	17.9	2	No
53	17.0	9	Unknown

Variable 1530 COMPENSATION-MILEAGE Width: 1 Type: Numeric
 Dec: None Miss: 9

N	Prcnt	Code	Value and Description
11	3.5	1	Yes
248	79.5	2	No
53	17.0	9	Unknown

BUSES INVOLVED IN FATAL ACCIDENTS, 2001
SURVEY VARIABLES

Variable 1540 COMPENSATION-TIPS Width: 1 Type: Numeric
Dec: None Miss: 9

N	Prcnt	Code	Value and Description
4	1.3	1	Yes
255	81.7	2	No
53	17.0	9	Unknown

Variable 1550 COMPENSATION-% REVENUE Width: 1 Type: Numeric
Dec: None Miss: 9

N	Prcnt	Code	Value and Description
2	0.6	1	Yes
257	82.4	2	No
53	17.0	9	Unknown

Variable 1560 COMPENSATION-SALARY Width: 1 Type: Numeric
Dec: None Miss: 9

N	Prcnt	Code	Value and Description
30	9.6	1	Yes
229	73.4	2	No
53	17.0	9	Unknown

Variable 1570 COMPENSATION-DRIVER OWN Width: 1 Type: Numeric
Dec: None Miss: 9

N	Prcnt	Code	Value and Description
4	1.3	1	Yes
254	81.4	2	No
54	17.3	9	Unknown

Variable 1580 COMPENSATION-DRIVER VOL Width: 1 Type: Numeric
Dec: None Miss: 9

N	Prcnt	Code	Value and Description
4	1.3	1	Yes
255	81.7	2	No
53	17.0	9	Unknown

Variable 1590 COMPENSATION—NOT A DRVR Width: 1 Type: Numeric
Dec: None Miss: 9

N	Prcnt	Code	Value and Description
3	1.0	1	Yes
256	82.1	2	No
53	17.0	9	Unknown

Variable 1600 COMPENSATION—OTHER Width: 1 Type: Numeric
Dec: None Miss: 9

N	Prcnt	Code	Value and Description
14	4.5	1	Yes
246	78.8	2	No
52	16.7	9	Unknown

Variable 1610 DESCRIBE COMPENSATION Width: 50 Type: Alphabetic
Dec: None Miss: None

COMPENSATION METHOD

N	Prcnt	Code	Value and Description
1	0.3		Base Salary Plus Mileage
4	1.3		Church Volunteer
1	0.3		Commission Based on Number of Stops Plus Tips
1	0.3		Driver is also Coach for School District
1	0.3		Driver is also Laborer & Paid by Piece Rate
1	0.3		Driver is also Teacher for School District
1	0.3		Driver is Hijacker
1	0.3		Driver not Compensated—Bus Loaned for Private Use
1	0.3		Driver Paid Day Rate Plus Mileage
1	0.3		First Day Hourly/Second Day Salary Paid Per Day
1	0.3		Monthly Base Salary Plus Overtime Paid Hourly
1	0.3		Owner Deadheading Back from Repair Garage
3	1.0		Paid by Day
1	0.3		Paid by Day Plus Tips
2	0.6		Paid by Route
5	1.6		Paid by Trip
1	0.3		Paid Hourly Plus Mileage Beyond Initial 150 Miles
285	91.4		Unknown

Variable 1710 ACCIDENT TYPE Width: 2 Type: Numeric
Dec: None Miss: 99

N	Prcnt	Code	Value and Description
5	1.6	1	Drive off road, right — Diagram number (see appendix)
0	0.0	97	Untripped rollover
25	8.0	98	Other accident type

BUSES INVOLVED IN FATAL ACCIDENTS, 2001
SURVEY VARIABLES

Variable 1710:ACCIDENT TYPE (Continued)

N	Prcnt	Code	Value and Description
31	9.9	99	Unknown

Variable 1720	PEDESTRIAN FATALITY	Width: 2	Type: Numeric
		Dec: None	Miss: 99

N	Prcnt	Code	Value and Description
8	2.6	1	Discharged Passenger
5	1.6	2	Intended Passenger
68	21.8	3	Not Related to Bus
2	0.6	98	Other
229	73.4	99	Unknown

Variable 1830	INTERVIEW CONDUCTED	Width: 1	Type: Numeric
		Dec: None	Miss: 9

N	Prcnt	Code	Value and Description
249	79.8	1	Yes
63	20.2	2	No
0	0.0	9	Unknown

Variable 1840	POLICE REPORT	Width: 1	Type: Numeric
		Dec: None	Miss: 9

N	Prcnt	Code	Value and Description
281	90.1	1	Yes
31	9.9	2	No
0	0.0	9	Unknown

Variable 1850	FAX/MAIL	Width: 1	Type: Numeric
		Dec: None	Miss: 9

Information received by fax or mail

N	Prcnt	Code	Value and Description
62	19.9	1	Yes
250	80.1	2	No
0	0.0	9	Unknown

Variables 1861 through 1870 indicate modifications to responses received from the interview. Also indicated here are deductions made by the editors to fill in missing data elements. The numbers coded in these variables are the question numbers on the interview form (see Appendix).

Variable 1861	1ST QUESTION DERIVED	Width: 2	Type: Numeric
		Dec: None	Miss: 0

N	Prcnt	Code	Value and Description
148	47.4	0	None
17	5.4	8	Question 8
142	45.5	16	Question 16
5	1.6	17	Question 17

Variable 1862	2ND QUESTION DERIVED	Width: 2	Type: Numeric
		Dec: None	Miss: 0

N	Prcnt	Code	Value and Description
297	95.2	0	None
11	3.5	16	Question 16
2	0.6	17	Question 17
1	0.3	21	Question 21
1	0.3	25	Question 25

Variable 1863	3RD QUESTION DERIVED	Width: 2	Type: Numeric
		Dec: None	Miss: 0

N	Prcnt	Code	Value and Description
309	99.0	0	None
1	0.3	17	Question 17
2	0.6	23	Question 23

BUSES INVOLVED IN FATAL ACCIDENTS, 2001
SURVEY VARIABLES

<u>Variable 1864</u>	<u>4TH QUESTION DERIVED</u>	Width: 2	Type: Numeric
		Dec: None	Miss: 0

N	Prcnt	Code	Value and Description
310	99.4	0	None
2	0.6	25	Question 25

<u>Variable 1865</u>	<u>5TH QUESTION DERIVED</u>	Width: 2	Type: Numeric
		Dec: None	Miss: 0

N	Prcnt	Code	Value and Description
312	100.0	0	None

<u>Variable 1866</u>	<u>6TH QUESTION DERIVED</u>	Width: 2	Type: Numeric
		Dec: None	Miss: 0

N	Prcnt	Code	Value and Description
312	100.0	0	None

<u>Variable 1867</u>	<u>7TH QUESTION DERIVED</u>	Width: 2	Type: Numeric
		Dec: None	Miss: 0

N	Prcnt	Code	Value and Description
312	100.0	0	None

<u>Variable 1868</u>	<u>8TH QUESTION DERIVED</u>	Width: 2	Type: Numeric
		Dec: None	Miss: 0

N	Prcnt	Code	Value and Description
312	100.0	0	None

<u>Variable 1869</u>	<u>9TH QUESTION DERIVED</u>	Width: 2	Type: Numeric
		Dec: None	Miss: 0

N	Prcnt	Code	Value and Description
312	100.0	0	None

BUSES INVOLVED IN FATAL ACCIDENTS, 2001
SURVEY VARIABLES

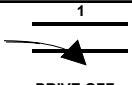
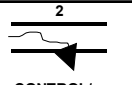
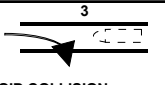

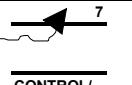

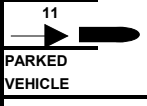
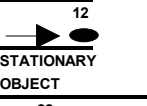
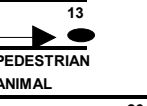
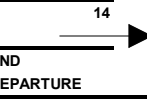
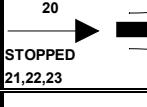
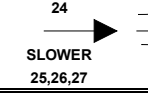
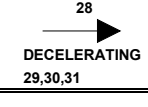

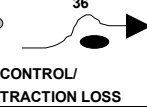
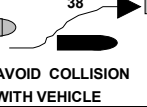
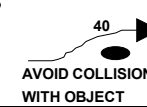

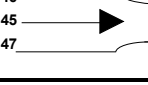
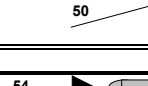
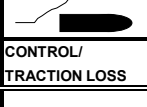

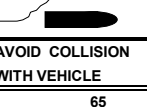
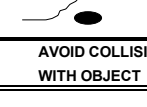


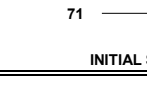
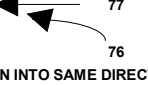
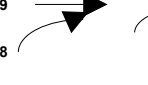
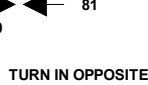

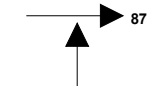

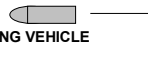
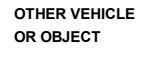
Variable 1870	10TH QUESTION DERIVED	Width: 2	Type: Numeric
		Dec: None	Miss: 0

N	Prcnt	Code	Value and Description
312	100.0	0	None

BUSES INVOLVED IN FATAL ACCIDENTS, 2001
SURVEY VARIABLES

APPENDIX

ACCIDENT TYPES (INCLUDES INTENT)

CATEGORY	CONFIGURATION		4	5
I SINGLE DRIVER	A. RIGHT ROADSIDE DEPARTURE	 DRIVE OFF ROAD  CONTROL/ TRACTION LOSS  AVOID COLLISION W/ VEHICLE, PEDESTRIAN, ANIMAL	SPECIFICS OTHER	SPECIFICS UNKNOWN
	B. LEFT ROADSIDE DEPARTURE	 DRIVE OFF ROAD  CONTROL/ TRACTION LOSS  AVOID COLLISION W/VEHICLE, PEDESTRIAN, ANIMAL	SPECIFICS OTHER	SPECIFICS UNKNOWN
	C. FORWARD IMPACT	 PARKED VEHICLE  STATIONARY OBJECT  PEDESTRIAN ANIMAL  END DEPARTURE	SPECIFICS OTHER	SPECIFICS UNKNOWN
II SAME TRAFFICWAY SAME DIRECTION	D. REAR-END	 STOPPED 21,22,23  SLOWER 24,25,26,27  DECELERATING 28,29,30,31	(EACH - 32) SPECIFICS OTHER	(EACH - 33) SPECIFICS UNKNOWN
	E. FORWARD IMPACT	 CONTROL/ TRACTION LOSS  CONTROL/ TRACTION LOSS  AVOID COLLISION WITH VEHICLE  AVOID COLLISION WITH OBJECT	(EACH - 42) SPECIFICS OTHER	(EACH - 43) SPECIFICS UNKNOWN
	F. SIDESWIPE ANGLE	 44, 45  46, 45, 47	(EACH - 48) SPECIFICS OTHER	(EACH - 49) SPECIFICS UNKNOWN
III SAME TRAFFICWAY OPPOSITE DIRECTION	G. HEAD-ON	 50, 51 LATERAL MOVE	(EACH - 52) SPECIFICS OTHER	(EACH - 53) SPECIFICS UNKNOWN
	H. FORWARD IMPACT	 CONTROL/ TRACTION LOSS  CONTROL/ TRACTION LOSS  AVOID COLLISION WITH VEHICLE  AVOID COLLISION WITH OBJECT	(EACH - 62) SPECIFICS OTHER	(EACH - 63) SPECIFICS UNKNOWN
	I. SIDESWIPE/ ANGLE	 64, 65 LATERAL MOVE	(EACH - 66) SPECIFICS OTHER	(EACH - 67) SPECIFICS UNKNOWN
IV CHANGE TRAFFICWAY VEHICLE TURNING	J. TURN ACROSS PATH	 68, 69 INITIAL OPPOSITE DIRECTIONS  70, 71, 72, 73 INITIAL SAME DIRECTION	(EACH - 74) SPECIFICS OTHER	(EACH - 75) SPECIFICS UNKNOWN
	K. TURN INTO PATH	 77, 76 TURN INTO SAME DIRECTION  79, 78 TURN IN OPPOSITE DIRECTIONS  81, 80 TURN IN OPPOSITE DIRECTIONS  83, 82	(EACH - 84) SPECIFICS OTHER	(EACH - 85) SPECIFICS UNKNOWN
V INTERSECTING PATH-VEHICLE DAMAGE	L. STRAIGHT PATHS	 86, 87  88, 89	(EACH - 90) SPECIFICS OTHER	(EACH - 91) SPECIFICS UNKNOWN
VI MISC.	M. BACKING ETC.	 92 BACKING VEHICLE  93 OTHER VEHICLE OR OBJECT	97 UNTRIPPED ROLLOVER 98 OTHER ACC TYPE 99 UNKNOWN ACC TYPE 00 NO IMPACT	

CENTER FOR NATIONAL TRUCK & BUS STATISTICS BUSES INVOLVED IN FATAL ACCIDENTS SURVEY

Accident Date _____ / _____ / **2001**
Month Day Year

ACCIDENT IDENTIFICATION *(fill out prior to interview)*

1. FARS State Code

1	2

 State of Accident _____

2. FARS Case No.

3	4	5	6

3. FARS Vehicle No.

7	8

NOTE: Put all information and calculations on this form.

VEHICLE DESCRIPTION

4. Bus Make
- | | | |
|-------------------------|-----|-----|
| AM General | [] | 001 |
| Dodge | [] | 007 |
| Ford | [] | 012 |
| Chevrolet | [] | 020 |
| GMC | [] | 023 |
| International Harvester | [] | 084 |
| Blue Bird | [] | 090 |
| Eagle Coach | [] | 091 |
| Gillig | [] | 092 |
| MCI | [] | 093 |
| Thomas Built | [] | 094 |
| Flxible/Grumman Flxible | [] | 111 |
| Neoplan | [] | 112 |
| New Flyer | [] | 113 |
| Ontario | [] | 114 |
| TMC | [] | 115 |
| Orion | [] | 116 |
| Prevost | [] | 117 |
| Van Hool | [] | 118 |
| Other _____ | [] | 998 |
- 9-11

5. Bus Model Year:

32	33	34	35

6. Front of Bus

Conventional hood	[]	1
Flat Front	[]	2
Other _____	[]	8

(Specify) 36

7. Engine Location

Rear	[]	1
Front	[]	2
Other _____	[]	8

(Specify) 37

8. Fuel

Gasoline	[]	1
Diesel	[]	2
CNG	[]	6
LPG	[]	7
Other _____	[]	8

(Specify) 38

9. Bus Model _____
(Name or No.) (Specify)

Final-Stage Manufacturer _____ (editor)
12-31

Bus Model _____ (editor)
39 40 41 42 43 44 45 46 47 48

10. Bus Type:
- Type A School Bus
 - Type B School Bus
 - Type C School Bus
 - Type D School Bus
 - Flat Front (like transit or shuttle bus)
 - Big Cowl and Chassis
 - High Platform
 - Small Cowl and Chassis
 - Other _____
- (Specify)*

[]	01
[]	02
[]	03
[]	04
[]	05
[]	06
[]	07
[]	08
[]	98

49-50

Describe the Bus:

51-100

(editor)

11. No. of Axles:

101

17. Length:
(feet)

116 117 118

12. Body Style:

- Bus
- Large Van
- Mini Van
- Other

[]	1
[]	2
[]	3
[]	8

102

18. Width:
(inches)

119 120 121

13. Passenger Seating Capacity:

(does not include driver but does include designated wheelchair spaces)

103 104 105

19. Type of restraint system for general passengers:

- None
 - Lap belts
 - Lap and shoulder belts
 - Lap belts, front passengers only
 - Other _____
- (Specify)*

[]	1
[]	2
[]	3
[]	7
[]	8

122

14. Number of passengers on the bus at the time of the accident
(does not include driver)

106 107 108

20. Type of restraint system for special needs passengers:

- None
- Wheelchair securement
- Belts (attachment point on vehicle)
- Wheelchair securement and belts

[]	1
[]	2
[]	3
[]	4

123

15. GVWR

_____ *(editor)*

109

16. Empty Weight:
(pounds)

110 111 112 113 114 115

VEHICLE USE

21. Describe Bus Operating Authority:

<p>-----</p> <p>-----</p> <p style="text-align: center;">124-173</p> <p style="text-align: right;">(editor)</p>

22. Fleet Size:
(buses only)

174 175 176 177 178

No. Owned

179 180 181 182 183

No. Leased

184 185 186 187 188

23. Bus Operator Type:

- School District
- Urban transit authority
- Scheduled intercity
- Charter bus
- Private company (not pass. transport)
- Non-govt. organization
- Non-educational unit of govt.
- Private individual for personal
-transportation
- Other _____
(Specify)

[] 01
[] 02
[] 03
[] 04
[] 05
[] 06
[] 07
[] 08
[] 98
189-190

25. Operator : Private
- Carry passengers for hire
 - Govt. owned

[] 1
[] 2
[] 3
192

24. Within twelve months before the accident, did any of the operator's buses carry passengers across state lines?

- Yes
- No

[] 1
[] 2
191

26. Intended One-Way Trip Distance

- Local *(within a 50 mile radius of base)*
- Over-the-Road
- 51 to 100 miles
- 101 to 200 miles
- 201 to 500 miles
- Greater than 500 miles
- Unknown over-the-road trip distance

[] 1
[] 2
[] 3
[] 4
[] 5
[] 6
193

ACCIDENT DESCRIPTION

27. Did the bus roll over?

- Yes
- No

[] 1
[] 2
194

28. Direction of roll:

- Left
- Right
- Other

[] 1
[] 2
[] 8
195

29. Number of quarter turns of roll:

196 197

DRIVER DESCRIPTION

30. How many hours had the driver been driving since the last 8-hour break?

_____	_____	Hrs.
198	199	

31. How was the driver compensated for this trip?
(check all that apply)

- Hourly
- Mileage
- Tips
- Percentage of revenue
- Salary
- Driver is owner
- Driver is volunteer
- Driver's primary employment is not as bus driver
- Other _____
(Specify)

	Yes	No
Hourly	[] 1	[] 2
Mileage	[] 1	[] 2
Tips	[] 1	[] 2
Percentage of revenue	[] 1	[] 2
Salary	[] 1	[] 2
Driver is owner	[] 1	[] 2
Driver is volunteer	[] 1	[] 2
Driver's primary employment is not as bus driver	[] 1	[] 2
Other _____ <i>(Specify)</i>	[] 1	[] 2

200
201
202
203
204
205
206
207
208

32. Describe compensation method:

209-258

(editor)

REMAINDER TO BE COMPLETED BY EDITOR.

33. Collision avoidance section. Illustrate pre-collision scenario below. Enter GES code.

_____	_____
259	260

34. Latitude of accident

0	'	"
_____	_____	_____
261	262	263 264 265 266 267

35. Longitude of accident

0	'	"
_____	_____	_____
268	269	270 271 272 273 274 275

36. Interview?

Yes	[] 1
No	[] 2
276	

37. Police report?

Yes	[] 1
No	[] 2
277	

38. FAX/Mail?

Yes	[] 1
No	[] 2
278	

DERIVED INFORMATION *(Insert question numbers.)*

_____	_____	_____	_____	_____	_____
279	280	281	282	283	284
_____	_____	_____	_____	_____	_____
289	290	291	292	293	294
_____	_____	_____	_____	_____	_____
285	286	295	296	297	298

PEDESTRIAN FATALITY

39. Relationship of pedestrian to bus:

- Discharged passenger [] 01
- Intended passenger [] 02
- Not related to bus [] 03
- Other _____ [] 98
(Specify)
- Unknown [] 99

299-300

40. PAR Number

_____	_____	_____	_____	_____	_____	_____	_____	_____	_____	_____	_____
301	302	303	304	305	306	307	308	309	310	311	312

41. ICC Number

_____	_____	_____	_____	_____	_____
313	314	315	316	317	318

42. DOT Number

_____	_____	_____	_____	_____	_____
319	320	321	322	323	324 325

43. State PSC Number

_____	_____	_____	_____	_____	_____	_____	_____	_____	_____
326	327	328	329	330	331	332	333	334	335

44. State issuing

_____	_____
336	337