

On the Identification of Relative Wage Rigidity Dynamics

By: Patrick A. Puhani

Working Paper Number 343
October 2000

On the Identification of Relative Wage Rigidity Dynamics

**A Proposal for a Methodology on Cross-Section Data and Empirical
Evidence for Poland in Transition**

by

Patrick A. Puhani*
SIAW, University of Sankt Gallen

October 2000

JEL classification: J31, J64, P20

Keywords: wages, unemployment, rigidities, identification, Poland

*Patrick A. Puhani
University of St. Gallen
SIAW, Room 129
Dufourstr. 48
CH-9000 St. Gallen
Switzerland*

*Phone: ++41 - 71- 224 23 41
Fax: ++41 - 71- 224 22 98
E-Mail: Patrick.Puhani@unisg.ch*

*The author is also a Research Affiliate at the Center for Economic Policy Research (CEPR), London, UK, the Centre for European Economic Research (ZEW), Mannheim, Germany, a Research Fellow of the Institute for the Study of Labor (IZA), Bonn, Germany, and of the William Davidson Institute at the University of Michigan Business School, Ann Arbor, MI, U.S.A.

Non-Technical Summary

The relationship between wages and (un)employment is probably one of the most widely investigated issues in empirical economics. Whereas in the early post-war period, the focus was on macroeconomic Phillips-curve-type relationships from wage or price inflation to unemployment, current research is mainly concerned with wage responses to unemployment (the wage curve) or the wage and (un)employment *structure* and relies strongly on individual data. The observation of rising unemployment in Europe (especially for the unskilled) and of increasing wage inequality in the United States has led to the popular belief that these phenomena are ‘two sides of the same coin’ (Krugman), namely a fall in the relative demand for unskilled labour. This hypothesis maintains that rigid wages in Europe prevented the relative fall in unskilled wages observed in the United States, causing quantity adjustments in the form of higher unemployment.

This paper presents a new and simple approach to identify labour markets with wage rigidities empirically by a set of individual cross-section data. The basis for the proposed methodology is the observation of wage and unemployment dynamics associated with labour market characteristics. To this end, standard wage and unemployment regressions are estimated on individual data. The intuition of the approach is that a *ceteris paribus* increase in the wage rate and unemployment likelihood associated with a labour market characteristic identifies this characteristic as ‘contributing to a wage rigidity dynamic’. Although previous papers have related changes in wages to unemployment rates, we have found no study which makes *ceteris paribus* observations for both wages and unemployment and relates these to each other in a systematic way. This is the contribution of our paper.

In an application of our methodology to Polish microdata from 1994 to 1998, we find a ‘relative wage rigidity dynamic’ only for the Upper Silesian industrial region (voivodship) *Bielskie*. Thus we conclude that the Polish wage structure did not generate many new rigidities during the observation period. However, this was a period characterised by a favourable macroeconomic environment with high growth rates, rising average real wages, and falling average unemployment. Therefore, another finding is remarkable, namely that except for the *age group 16 to 25* and the *voivodship Gorzowskie*, there is also no evidence that possibly existing rigidities have been effectively reduced by significant changes in the wage structure during that period.

Abstract: We present a new and simple empirical methodology to identify relative wage rigidity dynamics. The methodology is applied to data from the Polish Labour Force Survey for the period 1994 to 1998.

We estimate *ceteris paribus* changes in relative wage and unemployment differentials for various labour market defining characteristics. A simultaneous increase in the relative wage and the unemployment likelihood is defined as a relative wage rigidity dynamic for a labour market characteristic.

We find that the Polish wage structure generated hardly any rigidities between 1994 and 1998 nor did it reduce possibly existing rigidities during that period.

Acknowledgement

Part of this research was undertaken with support from the European Commission's Phare ACE Programme under the project P97-8055-R 'Labour Market Flexibility in the Wake of EU Accession - Poland Compared With the Iberian Experience'. The content of the publication is the sole responsibility of the author and it in no way represents the views of the Commission or its services.

Many thanks go to Jan Witkowski, Central Statistical Office (GUS) and Warsaw School of Economics, without whom this research would not have been possible, for his co-operation and advice within this project. I am indebted to Una-Louise Bell, Herbert S. Buscher and Viktor Steiner, ZEW Mannheim, Bernd Fitzenberger, University of Mannheim, Eugeniusz Kwiatkowski and Leszek Kucharski, University of Lodz, Rafael Lalive, University of Zürich, Michael Lechner and Ruth Miquel, SIAW, University of Sankt Gallen, as well as to the participants of the Konstanz – St. Gallen Ph.D. Seminar and the Warwick Summer Research Workshop 'Economics of Labour Markets' for helpful comments on this paper. All remaining errors are my own.

1 Introduction

The relationship between wages and (un)employment is probably one of the most widely investigated issues in empirical economics. Whereas in the early post-war period, the focus was on macroeconomic Phillips-curve-type relationships from wage or price inflation to unemployment, current research is mainly concerned with wage responses to unemployment (the wage curve, Blanchflower and Oswald, 1994; Card, 1995) or the wage and (un)employment *structure* and relies strongly on individual data. The observation of rising unemployment in Europe (especially for the unskilled) and of increasing wage inequality in the United States has led to the popular belief that these phenomena are ‘two sides of the same coin’ (Krugman, 1994, p. 37), namely a fall in the relative demand for unskilled labour. This hypothesis maintains that rigid wages in Europe prevented the relative fall in unskilled wages observed in the United States, causing quantity adjustments in the form of higher unemployment.

Recent empirical research thus investigates the wage and employment *structures* as opposed to only *average* wage developments. One strand of the literature estimates the extent of *nominal* wage rigidities (e.g. McLaughlin, 1994; Akerlof, Dickens, and Perry, 1996; Card and Hyslop, 1997; Kahn, 1997; Altonji and Devereux, 1999, for the United States; Fehr and Goette, 2000, for Switzerland; Beissinger and Knoppik, 2000, for Germany; Smith, 2000, for the United Kingdom). All these studies investigate whether wages are rigid nominally and most of them find some evidence for this hypothesis (Kahn, 1997, argues that this is not true for salaried workers, and Smith, 2000, finds the extent of nominal rigidities to be very small). In many of the papers an important question addressed is whether nominal wage rigidities justify a positive inflation target (Akerlof, Dickens, and Perry, 1996, and Beissinger and Knoppik, 2000, argue that a low rather than a zero level of inflation would increase efficiency, whereas Card and Hyslop, 1997, Altonji and Devereux, 1999, and Smith, 2000, find that the empirical evidence to support a positive inflation target on efficiency grounds is too weak). The paper by Fehr and Goette, 2000, on the other hand, focuses on the *real* impacts of nominal wage rigidity. Here, correlations between the real wage consequences of nominal rigidities with industry as well as regional unemployment rates are provided. It is this relationship between possibly rigid wages and the unemployment structure which is the focus of the current paper.

A second strand of the literature estimates the substitution elasticity between skilled and unskilled workers (e.g. Bound and Johnson, 1992; Katz and Murphy, 1992; Falk and Koebel, 1997; Steiner

and Mohr, 1998; Fitzenberger, 1999, Chapter 5). On the basis of these estimated elasticities, the required changes in (relative) wages could be calculated for a desired change in labour demand (employment). However, only Fitzenberger (1999) carries out such an analysis. He concludes for western Germany that in order ‘to equalize the unemployment rates of the three skill groups ... the average wage gap between low-skilled and medium-skilled workers would have to increase by around 5 to 6 percent and between low-skilled and high-skilled workers by between 7 and 13 percent.’ (Fitzenberger, 1999, p. 150).

A third methodology to analyse wage rigidities has been developed by Card, Kramarz, and Lemieux (1999). The studies by Beissinger and Möller (1998) and Card, Kramarz, and Lemieux (1999), compare *inter alia* correlations between initial wages (*i.e.* wages at the beginning of some specified period, which are seen as an instrument for relative labour demand shifts) and subsequent wage and employment changes, respectively. The observations for which these correlations or regressions are estimated are socio-economic groups defined on the basis of characteristics observed in individual data. Card, Kramarz, and Lemieux (1999) find that wages in France have responded less to demand shifts than wages in the United States, but that the relative employment changes have been similar in both countries. The authors thus conclude that relative wage inflexibility in France has not been the main culprit for the poor French employment performance. Using a similar methodology for Western Germany, Beissinger and Möller (1998) find that labour demand shifts (again proxied by initial wages) impacted on the wage but not the employment structure and hence cannot explain the rise in West German unemployment, either.

This paper presents a new and simple approach to identify labour markets with wage rigidities empirically by a set of individual cross-section data. The basis for the proposed methodology is the observation of wage and unemployment dynamics associated with labour market characteristics. To this end, standard wage and unemployment regressions are estimated on individual data. The intuition of the approach is that a *ceteris paribus* increase in the wage rate and unemployment likelihood associated with a labour market characteristic identifies this characteristic as ‘contributing to a wage rigidity dynamic’. Although previous papers have related changes in wages to unemployment rates (*e.g.* Nickell and Bell, 1996; Fehr and Goette, 2000), we have found no study which makes *ceteris paribus* observations for both wages and unemployment and relates these to each other in a systematic way. This is the contribution of our paper.

The strength of the proposed methodology is that unlike the approach by Card, Kramarz, and Lemieux (1999), it does not rely on the assumption that labour markets are just hit by labour

demand, but not labour supply shocks. Furthermore, no assumption on the nature of labour demand (or supply) shocks is necessary except that labour demand and supply schedules are downward and upward sloping, respectively. Furthermore, our methodology does not measure the employment, but the unemployment structure. This stems from the standard result in neoclassical economics that inefficient prices cause quantity rationing (see, for example, Maddala, 1983, chapter 10). Unlike studies which rely on elasticity of substitution estimates (*e.g.* Fitzenberger, 1999), we want to be able to make statements on possible wage rigidities for more specific labour markets than for only two to three different skill groups. Hence we compare the changes in the wage and unemployment structure dependent on many socio-economic characteristics which we believe to define a labour market. In contrast to the study by Fehr and Goette (2000) we statistically control for all these characteristics when comparing *e.g.* the regional or industrial unemployment and wage structures. Of course, we also need to make an identifying assumption to interpret our results in terms of wage rigidities. We rely on the assumption of a constant level of frictional unemployment. Although this assumption may seem strong, we argue that it serves as a viable starting point as long as data to estimate the change in frictional unemployment for specific labour markets are not readily available.

The paper is structured as follows. Section 2 presents a methodology for the identification of a relative wage rigidity dynamic using cross sections of individual data. Section 3 applies this methodology to a transition economy, namely Poland between 1994 and 1998. Section 4 concludes.

2 Relative Wage Rigidity Dynamics: Theory and Estimation

2.1 Definition and Identification of a Wage Rigidity Dynamic

A perfectly competitive market without adjustment costs should clear instantaneously at the market clearing price. Simple expositions of the labour market start off with the concept of perfect competition to show how the wage rate and the level of employment are determined in this situation. Unemployment does not exist in this world. Models that incorporate more reality account for market frictions like imperfect information and non-competitive aspects of labour markets. Search-theoretic approaches, for example, show that uncertainty can lead to search unemployment which is efficient for the market participants (see Lippmann and McCall, 1976; McKenna, 1985; or Mortensen, 1986, for surveys). Monitoring costs are another possible cause of unemployment:

efficiency wage theories state that effective labour supply can be lowered due to the existence of monitoring costs which lead to incentives to shirk (Shapiro and Stiglitz, 1984).

In this paper, we will term unemployment which is due to market frictions like incomplete information (search) or transaction costs (monitoring) *frictional unemployment*. We shall distinguish this type of unemployment from unemployment which exists because wages are set too high (*e.g.* by trade unions or other regulations) and assume for simplicity that these two types of unemployment are additive:

$$U_{\text{rigid wage rate},t} \equiv U_{\text{total},t} - U_{\text{frictional},t}$$

where U denotes an unemployment rate (here defined as the number of unemployed according to the International Labour Office (ILO) definition over the total number of the working age population). We assume that there are only these two types of unemployment. Other types, like ‘cyclical’ or ‘seasonal’ unemployment for example, can in theory be traced back to the just-mentioned properties of the labour market, so that what is called ‘cyclical unemployment’ in fact results from rigid wages or other frictions (in the empirical analysis below, however, we do not attempt to analyse seasonal unemployment, and control for seasonal effects instead).

Wage rigidities may arise for several reasons. Trade union power is often discussed as a possible factor setting wages above the market clearing level, especially in European labour markets (Carlin and Soskice, 1990, Chapter 17; Booth, 1995). However, there exist also other institutional arrangements, not necessarily related to unions, which may cause wages to be rigid, like some public sector pay scales which are fixed by law for a certain period. Also, wage contracts in general are usually valid for longer periods and are not renegotiated immediately in the face of labour demand or supply shifts. Hence, the wage rate may not be set efficiently (which would be at the market clearing rate if no frictions existed). The consequence can be unemployment due to quantity rationing. This type of unemployment is denoted by $U_{\text{rigid wage rate}}$.

Empirically, we can only measure U_{total} , but not $U_{\text{frictional}}$ or $U_{\text{rigid wage rate}}$ separately, without making further assumptions. If one has no information on the development of $U_{\text{frictional}}$, and if it is plausible that the institutions and matching technologies which influence the level of frictional unemployment have been constant at two points in time t and $t+\tau$ for a labour market with characteristics \mathbf{x} (to be discussed in Section 2.2 below), one may assume that

Assumption:

$$U(\mathbf{x})_{frictional,t} = U(\mathbf{x})_{frictional,t+\tau}$$

If this assumption is valid, it follows that

$$\begin{aligned} \left[U(\mathbf{x})_{rigid\ wage\ rate,t+\tau} - U(\mathbf{x})_{rigid\ wage\ rate,t} \right] &= \left[U(\mathbf{x})_{total,t+\tau} - U(\mathbf{x})_{total,t} \right] - \underbrace{\left[U(\mathbf{x})_{frictional,t+\tau} - U(\mathbf{x})_{frictional,t} \right]}_{=0} \\ \Leftrightarrow \Delta_t^{t+\tau} U(\mathbf{x})_{rigid\ wage\ rate} &= \Delta_t^{t+\tau} U(\mathbf{x})_{total} . \end{aligned}$$

Hence, changes in observed unemployment can be interpreted as changes in unemployment due to wage rigidities. In this framework, the analysis of labour market developments (changes in unemployment and changes in wages) in the face of labour demand and supply shifts can be carried out within the simple framework of the ‘Marshallian scissors’, as by assumption, labour demand and supply shifts do not change the frictional unemployment rate. The dynamics of unemployment and wages are thus the outcome of labour demand and/or supply shifts as well as the (lack of) reactions of the wage-setting institutions to these shifts. For example, a positive labour demand shift in the face of some positive level of $U_{rigid\ wage\ rate}$ will decrease $U_{rigid\ wage\ rate}$ if the wage-setting institutions do not react by increasing the wage rate. If they do, however, one may observe no change in unemployment, but an increase in the wage rate. The wage-setting institutions may even set the wage so high, that both the wage rate and the unemployment rate increase at the same time.

In the following, we define a classification of empirical observations of wage and unemployment movements as they can be traced back to relative labour demand and supply shifts in the outlined framework (which corresponds to the standard ‘Marshallian scissors’). We are not able to separately identify labour demand and supply shocks without further assumptions. However, from observing wage and unemployment dynamics we can infer on the relative movement of labour demand to supply between the time periods t and $t + \tau$. Hence we make the following definitions:

Definition 1 (Wage Rigidity Dynamic): The observation of an increase in the wage rate and the unemployment rate in a labour market between two points in time is, on the basis of our Assumption, defined as a wage rigidity dynamic.

Definition 2 (Terminology for Wage-Unemployment Dynamics): A labour market is ‘rigid’ in a period if both the wage and the unemployment rate rise in this period; it is ‘increasing’ if the wage rate rises and the unemployment rate falls; it is ‘decreasing’ if unemployment rises and the wage rate falls; and it is ‘converging’ if both the wage and the unemployment rate fall.

The intuition for the terminology of a ‘rigid’ labour market is that with constant frictional unemployment, rising wages above the market clearing level must be the cause of rising unemployment. Rising wages and falling unemployment are possible in our model only if there is a rise in labour demand relative to labour supply, hence the term ‘increasing’. The opposite movements are possible only with a fall in labour demand relative to labour supply, hence the term ‘decreasing’. Both a falling wage and unemployment rate can stem in this model only from an easing of an existing wage rigidity, hence the term ‘converging’. The way the model has been set up, a fall in unemployment given a constant level of frictional unemployment is only possible if wages have already been at above the efficient level, *i.e.* have been rigid.

The following figure illustrates the possible classifications:

Figure 1: Labour Market Classifications

	Wage increase	Wage decrease
Unemployment increase	<i>rigid</i>	<i>decreasing</i>
Unemployment decrease	<i>increasing</i>	<i>converging</i>

In this section, we made statements on one specific homogeneous labour market. The following section discusses an application of this model if labour is heterogeneous.

2.2 Wage Rigidity Dynamics and Heterogeneous Labour

Unemployment rates vary considerably in modern market economies between socio-economic groups as well as regions. This should focus interest on the wage and unemployment *structure* (expectations conditional on certain characteristics less the unconditional expectation) besides movements in *average* quantities (unconditional expectations). Conditional expectations can be defined on subgroups which operate in different labour markets. Characteristics which define

separate labour markets must be such that both labour supply and labour demand is to a certain degree immobile between these characteristics. To give an example, there will be a labour market for people with a specific educational level: workers cannot easily move between educational levels, neither do firms see workers with different educational levels as perfect substitutes (workers may be under- as well as over-qualified). In such a situation, inadequate wage responses to a negative labour demand shift would result in the observation of an increase in unemployment. This would not be the case if workers could immediately change their educational characteristic or supply their labour to a different labour market.

In this paper we analyse the wage and unemployment dynamics in different labour markets. These are defined by characteristics which we believe cause both labour supply and demand to be sufficiently immobile such that one can talk of separate labour markets at least in the medium run (several years). We argue that these characteristics are age (as a proxy for work experience, which is not generally observed in our data), education, disabilities, occupation, maybe the size or the region of residence (if workers and firms are immobile between them), and – as far as they describe some form of human capital – gender, industry and sector of employment (public/private).

The labour market can thus be viewed as consisting of a set of different labour markets defined by the characteristics of the type of labour traded. Within each labour market, there may still be some random component to wages and unemployment. Hence, one can define the first moments of the wage and unemployment distributions conditional on the labour-market-defining characteristics as

$$W(\mathbf{x})_t \equiv E(w_t | \text{age, education, occupation, industry, region, ...}) = E(w_t | \mathbf{x})$$

$$U(\mathbf{x})_{total,t} \equiv E(u_t | \text{age, education, occupation, industry, region, ...}) = E(u_t | \mathbf{x})$$

where w_t is the hourly wage rate and u_t is a binary variable indicating whether a person is unemployed at time t . Wage and unemployment dynamics between points in time t and $t + \tau$ for subgroup \mathbf{x} can be written as:

$$\Delta_t^{t+\tau} W(\mathbf{x}) = E(w_{t+\tau} | \mathbf{x}) - E(w_t | \mathbf{x}) = E(w_{t+\tau} - w_t | \mathbf{x})$$

$$\Delta_t^{t+\tau} U(\mathbf{x})_{\text{rigid wage rate}} \stackrel{\equiv}{=} \Delta_t^{t+\tau} U(\mathbf{x})_{total} = E(u_{t+\tau} | \mathbf{x}) - E(u_t | \mathbf{x}) = E(u_{t+\tau} - u_t | \mathbf{x})$$

$$\Delta_t^{t+\tau} U(\mathbf{x})_{\text{frictional}=0}$$

Changes in the wage *structure* can be characterised by the difference between the wage and unemployment changes in labour market \mathbf{x} and the changes for the population (as the reference):

$$\Delta_t^{t+\tau}W(\mathbf{x}) - \Delta_t^{t+\tau}E_{\mathbf{X}}[W(\mathbf{X})] = E(w_{t+\tau} - w_t | \mathbf{x}) - E(w_{t+\tau} - w_t)$$

$$\Delta_t^{t+\tau}U(\mathbf{x}) - \Delta_t^{t+\tau}E_{\mathbf{X}}[U(\mathbf{X})] = E(u_{t+\tau} - u_t | \mathbf{x}) - E(u_{t+\tau} - u_t)$$

where \mathbf{X} denotes the vector of labour market defining variables and \mathbf{x} is a realisation of that vector.

On the basis of the observation of these parameters, we can observe and classify *relative* wage-unemployment dynamics for the labour market \mathbf{x} (in relation to a reference market):

Definition 3 (Terminology for Relative Wage-Unemployment Dynamics for a Labour Market):

A labour market is ‘rigid’ in a relative sense in a period if the wage and unemployment changes in that period are both higher than the one for the reference market; it is ‘increasing’ in a relative sense if the wage (unemployment) change in that period is higher (lower) than the one for the reference market; it is ‘decreasing’ in a relative sense if the wage (unemployment) change in that period is lower (higher) than the one for the reference market; and it is ‘converging’ in a relative sense if the wage and unemployment changes in that period are both lower than the one for the reference market.

Note that there is an important difference between the labour market classification of Section 2.1 and the classification of *relative* wage and unemployment changes just defined: whereas the former classification is defined on absolute wage and unemployment changes, the latter is defined *in relation to* the wage and unemployment changes in the labour market as a whole (the reference market). Therefore, a labour market can, for example, be rigid in an absolute sense, but converging in a relative sense if wage and unemployment increases in this specific market have been below the wage and unemployment increases in the whole labour market.

The following section makes a proposal how the relative wage-unemployment dynamics may be estimated empirically with cross-section data.

2.3 Estimation with Cross-Section Data

Implementing the above approach empirically may be complicated by the high number of cells defined by all possible realisations of \mathbf{x} on the one hand, and the low number of observations in these cells on the other. This dimensionality problem can be reduced by grouping continuous variables (like age) and defining dummy variables for these groups. Let the length of a thus redefined vector \mathbf{x} be K . Then one would obtain $K \times K$ cells for which sample analogs of the above expectations could be calculated.

An alternative way which imposes more restrictions is to parameterise the conditional distribution of wages and unemployment by imposing functional forms on the conditional expectations:

$$E(w_t | \mathbf{x}) = f_1(\mathbf{x}; \boldsymbol{\beta}_t) \text{ or } E(\ln w_t | \mathbf{x}) = f_2(\mathbf{x}; \boldsymbol{\beta}_t)$$

$$E(u_t | \mathbf{x}) = g(\mathbf{x}; \boldsymbol{\gamma}_t)$$

Popular choices for functional forms are $f_2(\mathbf{x}; \boldsymbol{\beta}_t) = \boldsymbol{\beta}_t' \mathbf{x}$ (a log-linear model for wages) and $g(\mathbf{x}; \boldsymbol{\gamma}_t) = \Phi(\boldsymbol{\gamma}_t' \mathbf{x})$ (a probit specification for the unemployment probability), where $\Phi(\cdot)$ denotes the cumulative distribution function of the standard normal distribution.

Approximating $E(\ln w_{t+\tau} - \ln w_t)$ by $E(\ln w_{t+\tau} - \ln w_t | \bar{\mathbf{x}}_t)$ and $E(u_{t+\tau} - u_t)$ by $E(u_{t+\tau} - u_t | \bar{\mathbf{x}}_t)$ ($\bar{\mathbf{x}}_t$ will henceforth be denoted $\bar{\mathbf{x}}$) we can write (see also Yun, 2000):

$$E(\ln w_{t+\tau} - \ln w_t | \mathbf{x}) - E(\ln w_{t+\tau} - \ln w_t) \approx [\boldsymbol{\beta}_{t+\tau} - \boldsymbol{\beta}_t]' [\mathbf{x} - \bar{\mathbf{x}}]$$

$$E(u_{t+\tau} - u_t | \mathbf{x}) - E(u_{t+\tau} - u_t) \underset{\substack{\text{first-order} \\ \text{Taylor approximation}}}{\approx} [\boldsymbol{\gamma}_{t+\tau} - \boldsymbol{\gamma}_t]' [\mathbf{x} \phi(\boldsymbol{\gamma}_t' \mathbf{x}) - \bar{\mathbf{x}} \phi(\boldsymbol{\gamma}_t' \bar{\mathbf{x}})]$$

Writing in terms of sums instead of matrix notation we get

$$E(\ln w_{t+\tau} - \ln w_t | \mathbf{x}) - E(\ln w_{t+\tau} - \ln w_t) \approx \sum_k [\beta_{t+\tau, k} - \beta_{t, k}] [x_k - \bar{x}_k]$$

$$E(u_{t+\tau} - u_t | \mathbf{x}) - E(u_{t+\tau} - u_t) \approx \sum_k [\gamma_{t+\tau, k} - \gamma_{t, k}] [x_k \phi(\boldsymbol{\gamma}_t' \mathbf{x}) - \bar{x}_k \phi(\boldsymbol{\gamma}_t' \bar{\mathbf{x}})]$$

where k denotes an element of the $\boldsymbol{\beta}$ or \mathbf{x} vectors. In our case, there are only dummy variables contained in \mathbf{x} . Assume that we have L different sets of dummy variables each of which contains D_l categories. The standard estimation procedure is to set the coefficient of one category (the base category) to zero. The coefficients then state the deviation of the expected value of the dependent variable of the respective category from the one of the base category. An alternative to this procedure is to present coefficients for each category such that they fulfil $\sum_{d=1}^{D_l} \beta_{l,d,t}^* \bar{x}_{l,d,t} = 0 \quad \forall l$ and $\sum_{d=1}^{D_l} \beta_{l,d,t+\tau}^* \bar{x}_{l,d,t} = 0 \quad \forall l$ (see Haisken-DeNew and Schmidt, 1997, and the Appendix). This presentation contains exactly the same information, but the transformed coefficients $\beta_{l,d,t}^*$ and $\beta_{l,d,t+\tau}^*$ now state the deviation of the expected value of the dependent variable of the respective category from a hypothetical reference which takes on the value of the mean at time t for all categories of the respective dummy variable set. The $\gamma_{l,d,t}^*$ and $\gamma_{l,d,t+\tau}^*$ coefficients are obtained analogously. We can thus write

$$E(\ln w_{t+\tau} - \ln w_t | \mathbf{x}) - E(\ln w_{t+\tau} - \ln w_t) \approx \sum_k [\beta_{t+\tau,k}^* - \beta_{t,k}^*] [x_k - \bar{x}_k]$$

$$E(u_{t+\tau} - u_t | \mathbf{x}) - E(u_{t+\tau} - u_t) \approx \sum_k [\gamma_{t+\tau,k}^* - \gamma_{t,k}^*] [x_k \phi(\gamma_t^* \mathbf{x}) - \bar{x}_k \phi(\gamma_t^* \bar{\mathbf{x}})]$$

We have

$$\sum_k \beta_{t,k}^* \bar{x}_k = \beta_{t,0}^* + \sum_{l=1}^L \underbrace{\sum_{d=1}^{D_l} \beta_{t,l,d}^* \bar{x}_{l,d}}_{=0} = \beta_{t,0}^* \text{ and } \sum_k \gamma_{t,k}^* \bar{x}_k = \gamma_{t,0}^* + \sum_{l=1}^L \underbrace{\sum_{d=1}^{D_l} \gamma_{t,l,d}^* \bar{x}_{l,d}}_{=0} = \gamma_{t,0}^* \quad \forall t$$

Hence,

$$E(\ln w_{t+\tau} - \ln w_t | \mathbf{x}) - E(\ln w_{t+\tau} - \ln w_t) \approx \sum_{k \neq 0} [\beta_{t+\tau,k}^* - \beta_{t,k}^*] x_k + \underbrace{[\beta_{t+\tau,0}^* - \beta_{t,0}^*] - [\beta_{t+\tau,0}^* - \beta_{t,0}^*]}_{=0}$$

$$= \sum_{k \neq 0} [\beta_{t+\tau,k}^* - \beta_{t,k}^*] x_k$$

$$E(u_{t+\tau} - u_t | \mathbf{x}) - E(u_{t+\tau} - u_t)$$

$$\approx \sum_{k \neq 0} [\gamma_{t+\tau,k}^* - \gamma_{t,k}^*] x_k \phi(\gamma_t^* \mathbf{x}) + [\gamma_{t+\tau,0}^* - \gamma_{t,0}^*] \phi(\gamma_t^* \mathbf{x}) - [\gamma_{t+\tau,0}^* - \gamma_{t,0}^*] \phi(\gamma_t^* \bar{\mathbf{x}})$$

$$= \sum_{k \neq 0} [\gamma_{t+\tau,k}^* - \gamma_{t,k}^*] x_k \phi(\gamma_t^* \mathbf{x}) + [\gamma_{t+\tau,0}^* - \gamma_{t,0}^*] [\phi(\gamma_t^* \mathbf{x}) - \phi(\gamma_t^* \bar{\mathbf{x}})]$$

Taking derivatives with respect to the change in a coefficient over time yields:

$$\frac{\partial \left[E(\ln w_{t+\tau} - \ln w_t | \mathbf{x}) - E(\ln w_{t+\tau} - \ln w_t) \right]}{\partial [\beta_{t+\tau, k}^* - \beta_{t, k}^*]} \approx x_k \quad (> 0 \text{ for } x_k = 1)$$

$$\frac{\partial \left[E(u_{t+\tau} - u_t | \mathbf{x}) - E(u_{t+\tau} - u_t) \right]}{\partial [\gamma_{t+\tau, k}^* - \gamma_{t, k}^*]} = x_k \phi(\gamma_t^* \mathbf{x}) \quad (> 0 \text{ for } x_k = 1)$$

Hence instead of describing the relative wage and unemployment dynamics for all $K \times K$ labour markets, we can just report the K dynamics related to the defining characteristics x_k . For the relative wage dynamics, this procedure is without any loss of information as the change in the coefficient on any characteristic k is exactly equal to the contribution of this characteristic to the relative wage dynamic of any labour market which shares this characteristic. For the unemployment dynamics, the change in the coefficient on any characteristic k is larger than the contribution of this characteristic to the relative unemployment dynamic of any labour market which shares this characteristic. How much larger it is depends on the specific labour market through the term $\phi(\gamma_t^* \mathbf{x})$. Nevertheless, one can say that the sign of the change in the coefficient on any characteristic k equals the sign of the contribution of this characteristic to the relative unemployment dynamic of any labour market which shares this characteristic.

Relative wage and unemployment dynamics can thus be defined for a labour market characteristic k on the basis of the signs of the coefficient changes $[\beta_{t+\tau, k}^* - \beta_{t, k}^*]$ and $[\gamma_{t+\tau, k}^* - \gamma_{t, k}^*]$:

Definition 4 (Terminology for the Contribution of a Labour Market Characteristic to Relative Wage-Unemployment Dynamics): A labour market characteristic k is ‘contributing to a relative wage rigidity dynamic’ in a period $[t, t+\tau]$ if $[\beta_{t+\tau, k}^* - \beta_{t, k}^*] > 0$ and $[\gamma_{t+\tau, k}^* - \gamma_{t, k}^*] > 0$; it is ‘contributing to a relatively increasing market’ if $[\beta_{t+\tau, k}^* - \beta_{t, k}^*] > 0$ and $[\gamma_{t+\tau, k}^* - \gamma_{t, k}^*] < 0$; it is ‘contributing to a relatively decreasing market’ if $[\beta_{t+\tau, k}^* - \beta_{t, k}^*] < 0$ and $[\gamma_{t+\tau, k}^* - \gamma_{t, k}^*] > 0$; it is ‘contributing to a relatively converging market’ if $[\beta_{t+\tau, k}^* - \beta_{t, k}^*] < 0$ and $[\gamma_{t+\tau, k}^* - \gamma_{t, k}^*] < 0$.

In the following section, the just outlined methodology is applied to Polish data from the transition period.

3 Empirical Application: Poland in Transition

3.1 Data

We use data from the quarterly Polish Labour Force Survey (PLFS) which has been started in May 1992. The PLFS is a representative sample of the non-institutionalised Polish population (see Szarkowski and Witkowski, 1994, for a description). It has information on wage earners, unemployed people, as well as people not participating in the labour market. The definition of the labour force states follows the International Labour Office (ILO) definition. In particular, people are classified as unemployed if they are not working in the reference week, are looking for a job, and are ready to take up a job in the very short term.

We choose the waves of November 1994 and November 1998 to define the period for which we estimate relative wage rigidity dynamics. The November 1994 wave is chosen as the starting point as the occupation classification has changed in 1994 and has been consistent from then onwards. In order to avoid seasonal effects to influence our results, we choose the most recent wave available to us for the month of November as the end point, which is November 1998. Remarkable is the increase in the share of employment in the private sector in that period, which rose from 36.39 to 48.24 per cent according to own calculations based on the PLFS. The unemployment rate in this period fell from 12.98 to 10.95 per cent. Thus, the macroeconomic view on unemployment during the defined period shows that *on average*, wages did not show rigidity dynamics as defined above because unemployment fell. However, it is an empirical question whether there have been relative rigidity dynamics in the wage *structure*.

The sample means of the variables in the wage and unemployment regressions are reported in Table A1 in the Data Appendix. The wage variable is the logarithm of the nominal hourly wage rate (in new Polish Zlotys). The large increase between 1994 and 1998 is explained by a double digit annual inflation rate during the period. The unemployment variable is coded 1 if a person is unemployed and 0 if a person is employed or not participating in the labour market. As can be seen from the table, the labour market defining characteristics \mathbf{x} are age, education, gender, disability, occupation, industry, sector of employment (public/private), town size, and voivodship (administrative region) groups.

As occupation, industry, sector of employment (public/private) are possibly endogenous, we exploit the rotating panel nature of the PLFS and match these variables from the August waves to

our November sample. As only about one half of the observations is in the panel both in August and November, we lose the other half by this procedure. However, the sample sizes are still large. With respect to the variables occupation, industry, and sector of employment (public/private) it also has to be kept in mind that people with *no previous work experience* (unlike unemployed people who state their previous occupation *etc.*) fall into none of the occupation, industry, or sector of employment (public/private) categories. They thus can be seen as a separate category for each of these three dummy variable groups. As to town size and voivodship (administrative region), the PLFS does not track individuals who leave their household, which means that - amongst others - movers are lost from the sample (about 3.5 per cent are lost). This loss of observations may create a potential bias in our estimates for which we do not have a straightforward solution.

3.2 Empirical Implementation

We estimate the wage regression by OLS with robust standard errors and the unemployment regression by a probit model using the software *stata 6.0*. Tables A2 and A3 in the Data Appendix report the estimation results, whereas all coefficients on the dummy variables are reported as deviations from the means (original estimation results with coefficients of base categories set to zero are available from the author upon request). Standard errors (*t*-values) have been adjusted accordingly (see Haisken-DeNew and Schmidt, 1997, and the Appendix).

We are aware that the wage equations are potentially affected by selection bias. Ordinary least squares (OLS) regressions are estimated without correcting for selection bias. This is because recent Monte Carlo evidence gives credence to the view that the OLS estimator may exhibit less mean squared error than Heckman's (1979) two step procedure or full information maximum likelihood estimation if no appropriate exclusion restrictions can be found (see Puhani, 2000, for a survey of Monte Carlo evidence on parametric methods to correct for selection bias). As we could not find sensible and effective exclusion restrictions in our data, we estimate OLS regressions, which is a simple practical approach to the problem, but has to be taken with a *caveat*.

3.3 Empirical Results

Table 1 presents the estimated vectors $(\hat{\beta}_{t+\tau}^* - \hat{\beta}_t^*)$ and $(\hat{\gamma}_{t+\tau}^* - \hat{\gamma}_t^*)$ with *t*-values based on the appropriate variance-covariance matrix (see Haisken-DeNew and Schmidt, 1997, and the Appendix). Changes in coefficients significant at the 5 and 10 per cent level are marked with two

and one asterisk(s), respectively. The coefficients on the mean show that *on average*, the likelihood of being unemployed decreased significantly between November 1994 and November 1998 (also nominal and real wages increased significantly). The focus of this study is on the wage structure, *i.e.* on *relative* wage and unemployment dynamics. Because of the semi-logarithmic specification of the wage regressions, the displayed coefficients $(\hat{\beta}_{t+\tau}^* - \hat{\beta}_t^*)$ for the categories of the dummy variable groups can be interpreted as the approximate *ceteris paribus* percentage change in the wage differential of the, *e.g.* *age between 16 and 25*, category, relative to a person with mean age. The coefficients $(\hat{\gamma}_{t+\tau}^* - \hat{\gamma}_t^*)$ can only be interpreted in terms of their sign as they relate to the underlying index (describing the propensity to be unemployed) of a probit model (see the discussion in Section 2.3 above).

Glancing over the results shows that there have been statistically significant changes in relative hourly wage rates and unemployment likelihoods for some labour market characteristics. The relative hourly wage rate of young workers *aged 16 to 25* has decreased over the observation period. So has the relative wage of workers with *basic vocational education* and people working in the industries *mining and electricity, gas, water*. On the other hand, there has been an increase in the *higher education* wage premium. Furthermore, changes in the regional (voivodship) wage structure occurred which we do not discuss here. As to unemployment, for young workers *aged 16 to 25* the likelihood to be unemployed decreased, whereas it increased for those *aged 36 to 45*. Similarly, the decrease in the unemployment likelihood for workers with *higher education* is mirrored by the increase for those with only *primary education*. Further decreases in the relative unemployment likelihood have been experienced by *white-collar workers*, people from the *construction industry* and those living in *rural areas*. It may seem surprising that unemployment likelihoods have risen for people in *financial intermediation* as well as those living in towns with *more than 100 thousand inhabitants*. However, as can be seen from Table A3 in the Data Appendix, the unemployment likelihood was not above the mean in neither of these two categories in November 1998. Changes in the relative unemployment likelihoods for various voivodships will not be discussed here but can readily be observed from Table 1.

Characteristics for which both changes in the wage and unemployment coefficients are statistically significant are classified according to Definition 4 above. Graphical displays are provided in Figure 2 to Figure 4. As derived in Section 2.3, the coefficient changes describe the contribution of the respective characteristic to the relative wage or unemployment dynamic of any labour market

which shares this characteristic. A characteristic appearing in the first (third) quadrant is ‘contributing to a relative wage rigidity dynamic’ (‘contributing to a relatively converging market’). A characteristic appearing in the second (fourth) quadrant is ‘contributing to a relatively decreasing market’ (‘contributing to a relatively increasing market’).

According to these definitions there is only one characteristic ‘contributing to a relative wage rigidity dynamic’, which is *voivodship Bielskie*, an industrial region in the south of Poland bordering with the voivodship *Katowickie*, a traditional staple industry region in Upper Silesia. There are two labour market characteristics which are classified as ‘contributing to a relatively converging market’, namely the *age group 16 to 25* and the *voivodship Gorzowskie*, which has a border with eastern Germany. The only characteristic which is classified as ‘contributing to a relatively decreasing market’ is *voivodship: Wloclawskie*, an agricultural region in the centre of Poland. On the other hand, the characteristics *higher education*, and *voivodship of Warsaw* are classified as ‘contributing to a relatively increasing market’.

To sum up, we have found a relative wage rigidity dynamic only for one labour market characteristic, namely the voivodship *Bielskie*, which borders with the Upper Silesian industrial centre *Katowice*. This indicates that the Polish wage structure has not generated many new rigidities between November 1994 and November 1998. However, except for the *age group 16 to 25* and the *voivodship Gorzowskie*, there is also no evidence that possibly existing rigidities have been effectively reduced by significant changes in the wage structure during that period.

Table 1: Ceteris Paribus Wage and Unemployment Changes

	Wage Regressions		Unemployment Regressions	
	$(\hat{\beta}_{t+\tau}^* - \hat{\beta}_t^*)$	t-value	$(\hat{\gamma}_{t+\tau}^* - \hat{\gamma}_t^*)$	t-value
mean	0.8355**	151.679	-0.1619**	-5.810
<i>Age between</i>				
16-25	-0.0223*	-1.687	-0.1233**	-3.076
26-35	0.0068	0.740	-0.0571	-1.458
36-45	-0.0029	-0.429	0.0637*	1.865
46-55	0.0105	0.918	0.0649	1.348
56-65	0.0096	0.261	0.0707	0.964
<i>Education</i>				
higher	0.0497**	2.285	-0.1847*	-1.709
post secondary	-0.0220	-0.836	-0.0004	-0.003
secondary vocational	0.0057	0.603	-0.0190	-0.469
secondary general	0.0272	1.320	-0.0930	-1.409
basic vocational	-0.0244**	-2.707	-0.0442	-1.417
primary	0.0015	0.093	0.1027**	3.021
less than primary	-0.0434	-0.486	0.2862	0.846
<i>Gender</i>				
female	0.0027	0.400	-0.0083	-0.408
male	-0.0023	-0.400	0.0089	0.408
<i>Disabilities</i>				
disabled	0.0187	0.346	-0.0041	-0.062
abled	-0.0002	-0.346	0.0006	0.062
<i>Occupation</i>				
manager	0.0136	0.418	-0.1494	-1.193
specialist	0.0031	0.231	0.0917	1.416
white collar	0.0098	0.779	-0.0873*	-1.647
blue collar	-0.0062	-0.727	0.0098	0.372
no previous employment	-0.0066	-0.102	-0.0877	-1.018

Table 1: Ceteris Paribus Wage and Unemployment Changes (ctd.)

	Wage Regressions		Unemployment Regressions	
	$(\hat{\beta}_{t+\tau}^* - \hat{\beta}_t^*)$	t-value	$(\hat{\gamma}_{t+\tau}^* - \hat{\gamma}_t^*)$	t-value
<i>Industry</i>				
agriculture	0.0037	0.121	0.0406	0.676
mining	-0.1059**	-3.749	0.1946	1.273
manufacturing	0.0124	1.347	-0.0035	-0.089
electricity, gas, water	-0.0608*	-1.925	0.1891	0.982
construction	0.0335	1.544	-0.1999**	-2.951
trade	0.0244	1.256	-0.0610	-0.984
hotels, restaurants	-0.0448	-1.068	0.0501	0.355
transport, communic.	0.0020	0.114	0.0559	0.602
financial intermediation	0.0048	0.130	0.3441*	1.891
real estates, renting	0.0284	0.759	-0.0257	-0.176
administration	-0.0159	-0.750	-0.1724	-1.612
education	0.0241	1.176	0.0103	0.091
health care, social work	-0.0205	-1.047	-0.0064	-0.064
other	-0.0255	-0.960	0.0742	0.736
no previous employment	-0.0165	-0.246	0.1023	0.702
<i>Sector of Employment</i>				
public	0.0040	0.732	-0.0373	-1.418
private	-0.0072	-0.664	0.0391	1.418
no previous employment	-0.0274	-0.376	0.1008	0.623
<i>Town Size</i>				
>100 thd.	0.0021	0.216	0.0870**	2.379
>20thd.	-0.0049	-0.473	-0.0068	-0.176
<20thd.	-0.0042	-0.328	-0.0062	-0.130
rural	0.0034	0.416	-0.0533**	-2.039

Table 1: Ceteris Paribus Wage and Unemployment Changes (ctd.)

	Wage Regressions		Unemployment Regressions	
	$(\hat{\beta}_{t+\tau}^* - \hat{\beta}_t^*)$	t-value	$(\hat{\gamma}_{t+\tau}^* - \hat{\gamma}_t^*)$	t-value
<i>Voivodship</i>				
Stoleczne Warszawskie	0.0598**	2.089	-0.2475**	-2.656
Bialskopodlaskie	0.1103*	1.933	-0.3783	-1.329
Bialostockie	0.0063	0.157	0.1840	1.223
Bielskie	0.0580**	2.044	0.2542**	2.076
Bydgoskie	0.0464	1.567	0.0415	0.409
Chelmskie	0.0268	0.444	0.2433	1.207
Ciechanowskie	0.0417	0.721	-0.1139	-0.695
Czestochowskie	0.0206	0.673	-0.0099	-0.077
Elblaskie	0.0783*	1.668	-0.0590	-0.426
Gdanskie	-0.0035	-0.123	-0.1014	-1.035
Gorzowskie	-0.1184**	-2.342	-0.4692**	-2.920
Jeleniogorskie	0.0410	1.026	0.2408*	1.675
Kaliskie	-0.0560	-1.518	-0.1848	-1.342
Katowickie	-0.0361*	-1.800	0.0611	0.928
Kieleckie	-0.0404	-1.390	0.2407**	2.429
Koninskie	-0.0130	-0.263	-0.0023	-0.014
Koszalinskie	0.0071	0.175	0.0130	0.104
Krakowskie	-0.0183	-0.633	-0.0603	-0.481
Krosnienskie	-0.0150	-0.394	-0.0020	-0.012
Legnickie	-0.0666	-1.387	0.0485	0.341
Leszczynskie	0.0675	1.210	-0.4279**	-2.174
Lubelskie	-0.0595**	-1.997	-0.1153	-0.939
Lomzynskie	0.0168	0.328	-0.1897	-0.962
Lodzkie	-0.0080	-0.265	0.0921	0.846
Nowosadeckie	-0.0010	-0.027	-0.0409	-0.315
Olsztynskie	-0.0108	-0.302	0.0189	0.156

Table 1: Ceteris Paribus Wage and Unemployment Changes (ctd.)

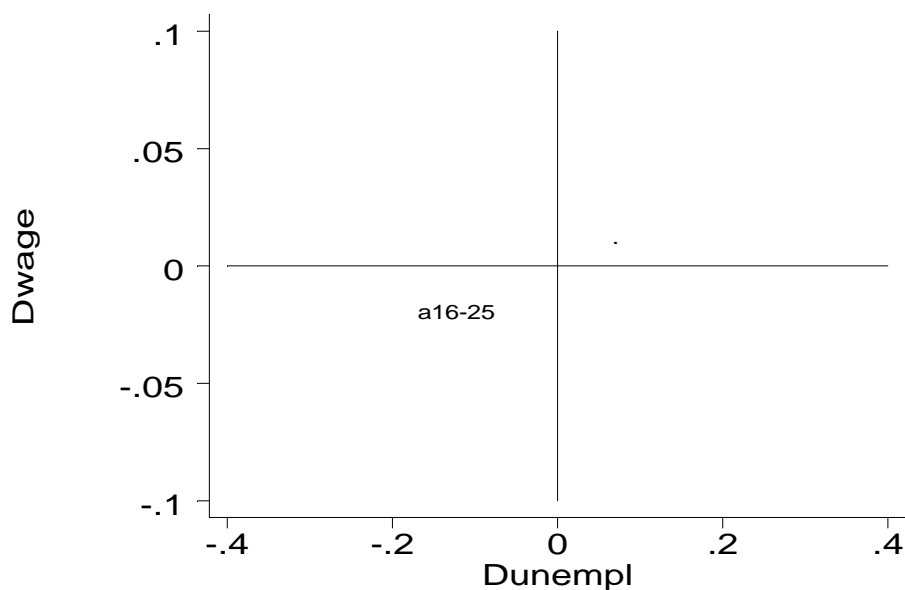
	Wage Regressions		Unemployment Regressions	
	$(\hat{\beta}_{t+\tau}^* - \hat{\beta}_t^*)$	t-value	$(\hat{\gamma}_{t+\tau}^* - \hat{\gamma}_t^*)$	t-value
Opolskie	-0.0207	-0.739	0.1870*	1.679
Ostroleckie	0.0585	1.077	0.1980	1.129
Pilskie	0.0690*	1.696	0.1129	0.698
Piotrkowskie	-0.1472**	-3.659	-0.0861	-0.643
Plockie	-0.0169	-0.369	0.0408	0.257
Poznanskie	0.0895**	3.478	-0.1882	-1.457
Przemyskie	0.0661	1.599	0.1933	1.146
Radomskie	-0.0701**	-2.004	0.1862	1.562
Rzeszowskie	-0.0570	-1.601	0.2682*	1.910
Siedleckie	-0.0167	-0.396	-0.1203	-0.842
Sieradzkie	0.0212	0.437	-0.0927	-0.541
Skierniewickie	-0.0321	-0.692	-0.2122	-1.156
Slupskie	0.0778	1.495	-0.0696	-0.479
Suwalskie	-0.0078	-0.166	-0.0949	-0.658
Szczecinskie	0.0639*	1.891	-0.1614	-1.446
Tarnobrzесkie	0.0529	1.387	-0.1890	-1.278
Tarnowskie	-0.0105	-0.280	-0.2256	-1.605
Torunskie	-0.0091	-0.256	0.0258	0.187
Walbrzyskie	-0.0415	-1.350	0.2987**	2.382
Wloclawskie	-0.1316**	-2.804	0.2750*	1.874
Wroclawskie	-0.0094	-0.329	0.1166	1.047
Zamojskie	0.0931*	1.775	0.1612	0.880
Zielonogorskie	0.0256	0.835	0.2470*	1.855

Notes: Coefficients marked with two (one) asterisk(s) are significant at the 5 (10) per cent level;

the *occupation*, *industry*, and *sector of employment* variables are taken from the corresponding August (instead of November waves); unemployed people state the variables relating to their previous employment; people with *no previous employment* build an extra category for each of these three dummy variable groups. As a consequence, this variable appears in each group of the *occupation*, *industry*, and *sector of employment* variables for the transformation of the coefficients as described in Appendix A.

Source: PLFS; own calculations.

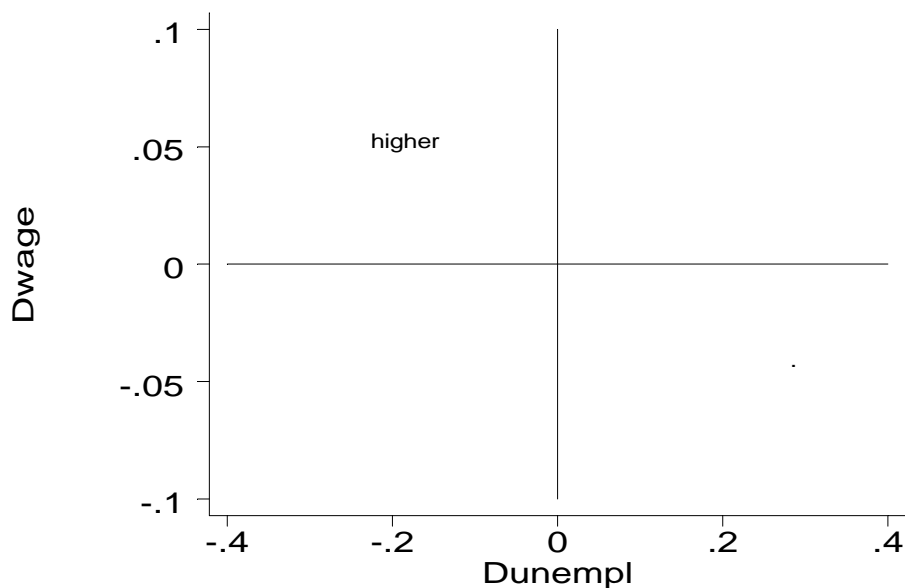
Figure 2: Relative Wage and Unemployment Dynamics - Age Categories



Note: ‘D-wage’ refers to $(\hat{\beta}_{t+\tau}^* - \hat{\beta}_t^*)$; ‘Dunempl’ refers to $(\hat{\gamma}_{t+\tau}^* - \hat{\gamma}_t^*)$; ‘a16-26’ refers to the age group 16 to 25 years, other age coefficients are not significant (see text).

Source: PLFS; own calculations.

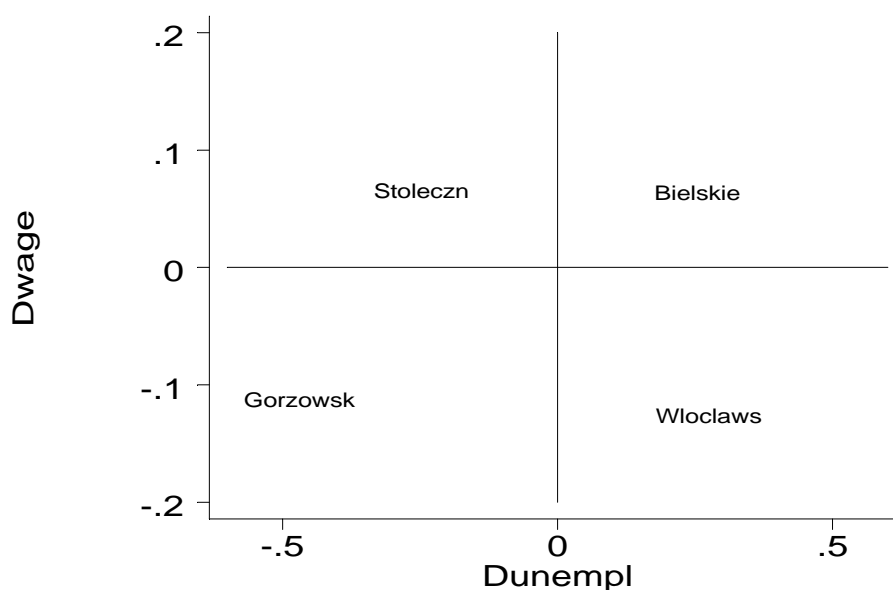
Figure 3: Relative Wage and Unemployment Dynamics - Education Categories



Note: ‘D-wage’ refers to $(\hat{\beta}_{t+\tau}^* - \hat{\beta}_t^*)$; ‘Dunempl’ refers to $(\hat{\gamma}_{t+\tau}^* - \hat{\gamma}_t^*)$; ‘higher’ refers to higher education, other education coefficients are not significant (see text).

Source: PLFS; own calculations.

Figure 4: Relative Wage and Unemployment Dynamics - Regional (Voivodship) Categories



Note: ‘Dwage’ refers to $(\hat{\beta}_{t+\tau}^* - \hat{\beta}_t^*)$; ‘Dunempl’ refers to $(\hat{\gamma}_{t+\tau}^* - \hat{\gamma}_t^*)$; ‘Stoleczn’ refers to the voivodship ‘Stoleczne Warszawskie’ (Warsaw); ‘Bielskie’ to ‘Bielskie’, ‘Gorzowsk’ to ‘Gorzowskie’, and ‘Wloclaws’ to ‘Wloclawskie’; other education coefficients are not significant (see text).

Source: PLFS; own calculations.

4 Conclusions

We have developed a simple methodology for the identification of relative wage rigidity dynamics under the assumption that the level of frictional unemployment remains constant. Although this is a strong assumption, we believe that the analysis of relative wage rigidities based on the estimation of some type of quantity rationing (changes in relative unemployment) and price movements (changes in relative wages) may be a promising research route to follow. A next step could be to try to find some proxy for changes in frictional unemployment instead of assuming that it is constant. Such a proxy could be related to movements of unemployment-vacancy ratios which would have to be observed for all labour markets (as we have defined them). Unfortunately, such vacancy data are not readily available.

In an application of our methodology to Polish microdata from 1994 to 1998, we have found a ‘relative wage rigidity dynamic’ only for the Upper Silesian industrial region (voivodship) *Bielskie*. Thus we conclude that the Polish wage structure did not generate many new rigidities during the observation period. However, this was a period characterised by a favourable macroeconomic environment with high growth rates, rising average real wages, and falling average unemployment. Therefore, another finding is remarkable, namely that except for the *age group 16 to 25* and the *voivodship Gorzowskie*, there is also no evidence that possibly existing rigidities have been effectively reduced by significant changes in the wage structure during that period.

References

- Akerlof, G.A., W.T. Dickens, and G.L. Perry (1996): The Macroeconomics of Low Inflation, *Brookings Papers on Economic Activity* (1): 1-76.
- Altonji, J.G. and P.J. Devereux (1999): The Extent and Consequences of Downward Nominal Wage Rigidity, NBER Working Paper No. 7236, Cambridge, MA.
- Beissinger, T. and C. Knoppik (2000): Downward Nominal Rigidity in West-German Earnings 1975-1995, University of Regensburg Discussion Paper No. 344, Regensburg.
- Beissinger, T. and J. Möller (1998): Wage Inequality and the Employment Performance of Different Skill Groups in Germany, University of Regensburg Discussion Paper No. 307, Regensburg.
- Blanchflower, D.G. and A.J. Oswald (1994): *The Wage Curve*, Cambridge, MA: MIT Press.
- Booth, A. (1995): *The Economics of the Trade Union*, Cambridge: Cambridge University Press.
- Bound, J. and G. Johnson (1992): Changes in the Structure of Wages in the 1980s: An Evaluation of Alternative Explanations, *American Economic Review* 82: 371-392.
- Card, D. (1995): The Wage Curve: A Review, *Journal of Economic Literature* 33: 785-799.

- Card, D. and D. Hyslop (1997): Does Inflation “Grease the Wheels of the Labor Market”? in: C.D. Romer and D.H. Romer (eds.): *Reducing Inflation: Motivation and Strategy*. NBER Studies in Business Cycles, Vol. 30. Chicago and London: University of Chicago Press, 71-114.
- Card, D., F. Kramarz, and T. Lemieux (1999): Changes in the Relative Structure of Wages and Employment: A Comparison of the United States, Canada, and France, *Canadian Journal of Economics* 32(4): 843-877.
- Carlin, W. and D. Soskice (1990): *Macroeconomics and the Wage Bargain*, Oxford: Oxford University Press.
- Falk, M. and B. Koebel (1997): The Demand for Heterogeneous Labour in Germany, ZEW Discussion Paper No. 97–28, Mannheim, forthcoming in: *Applied Economics*.
- Fehr, E. and L. Goette (2000): Robustness and Real Consequences of Nominal Wage Rigidity, Institute for Empirical Research in Economics, University of Zürich, Working Paper No. 44.
- Fitzenberger, B. (1999): Wages and Employment Across Skill Groups, An Analysis for West Germany, Heidelberg: Physica/Springer.
- Haisken-DeNew, J.P. and C.M. Schmidt (1997): Interindustry and Interregion Differentials: Mechanics and Interpretation, *Review of Economics and Statistics* 79(3): 516-521.
- Heckman, J. J. (1979): Sample Selection Bias as a Specification Error, *Econometrica*, 47: 153–161.
- Kahn, S. (1997): Evidence of Nominal Wage Stickiness from Microdata, *American Economic Review* 87(5): 993-1008.
- Katz, L. and K. Murphy (1992): Changes in Relative Wages 1963-1987: Supply and Demand Factors, *Quarterly Journal of Economics* 107: 35-78.
- Krugman, P. (1994): Past and Prospective Causes of High Unemployment, *Economic Review*, Federal Reserve Bank of Kansas City, 23-43.
- Lippman, S.A. and J.J. McCall (1976): The Economics of Job Search: A Survey, *Economic Inquiry* 14: 155–189 and 347–369.
- Maddala, G.S. (1983): *Limited-Dependent and Qualitative Variables in Econometrics*, Cambridge: Cambridge University Press.

- McKenna, C.J. (1985): *Uncertainty and the Labour Market: Recent Developments in Job-Search Theory*, Brighton: Harvester.
- McLaughlin, K.J. (1994): Rigid Wages?, *Journal of Monetary Economics* 34: 383-414.
- Mortensen, D.T. (1986): Job Search and Labor Market Analysis, in: Ashenfelter, O. and R. Layard (eds.): *Handbook of Labor Economics*, Vol. II, 849-919, Amsterdam: North-Holland.
- Nickell, S. and B. Bell (1996): Changes in the Distribution of Wages and Unemployment in OECD Countries, *American Economic Review Papers and Proceedings* 86: 302-321.
- Puhani, P.A. (2000): The Heckman Correction for Sample Selection and Its Critique, *Journal of Economic Surveys* 14: 53-68.
- Shapiro, C. and J. Stiglitz (1984): Equilibrium Unemployment as a Worker Discipline Device, *American Economic Review* 74: 433-444.
- Smith, J.C. (2000): Nominal Wage Rigidity in the United Kingdom, *Economic Journal* 110(462): C176-C195.
- Steiner, V., and R. Mohr (1998): Industrial Change, Stability of Relative Earnings, and Substitution of Unskilled Labor in West Germany, ZEW Discussion Paper No. 98-22, Mannheim.
- Szarkowski, A. and Witkowski, J. (1994): The Polish Labour Force Survey, *Statistics in Transition, Journal of the Polish Statistical Association* 1(4): 467-483.
- Veall, M.R. and K.F. Zimmermann (1996): Pseudo-R² Measures for Some Common Limited Dependent Variable Models, *Journal of Economic Surveys* 10: 241-259.
- Yun, M.-S. (2000): Decomposition Analysis for a Binary Choice Model, IZA Discussion Paper No. 145, Bonn.

Appendix

A. Transformation of the Dummy Variable Coefficients

Adapting the suggestion by Haisken-DeNew and Schmidt (1997), the transformation of regression coefficients β_t' and γ_t' (which include *zeros* for base categories of dummy variables and indicate the *ceteris paribus* deviation of the dependent variable when in the corresponding rather than the base category) to coefficients β_t^* and γ_t^* , which indicate the corresponding deviation from the category mean, is undertaken in the following way (including corresponding variance-covariance matrices):

$$\beta_t^* = (\mathbf{I} - \mathbf{W}_\beta) \beta_t'; \quad \gamma_t^* = (\mathbf{I} - \mathbf{W}_\gamma) \gamma_t'$$

$$V(\beta_t^*) = (\mathbf{I} - \mathbf{W}_\beta) V(\beta_t') (\mathbf{I} - \mathbf{W}_\beta)'; \quad V(\gamma_t^*) = (\mathbf{I} - \mathbf{W}_{\gamma_t}) V(\gamma_t') (\mathbf{I} - \mathbf{W}_{\gamma_t})'$$

with

$$\mathbf{W}_\beta = \begin{bmatrix} 0 & -w_{\beta_{11}} & \cdots & -w_{\beta_{1D_1}} & \cdots & -w_{\beta_{11}} & \cdots & -w_{\beta_{1D_1}} & \cdots & -w_{\beta_{L1}} & \cdots & -w_{\beta_{LD_L}} \\ 0 & w_{\beta_{11}} & \cdots & w_{\beta_{1D_1}} & \mathbf{0} & \mathbf{0} & \cdots & \mathbf{0} & \cdots & \mathbf{0} & \cdots & \mathbf{0} \\ \vdots & \vdots & & \vdots & \vdots & \vdots & & & & & & \vdots \\ & w_{\beta_{11}} & \cdots & w_{\beta_{1D_1}} & \mathbf{0} & \mathbf{0} & \cdots & & & & & \\ \mathbf{0} & \cdots & & \mathbf{0} & \ddots & \mathbf{0} & \cdots & & & \mathbf{0} & \cdots & \mathbf{0} \\ \vdots & \cdots & & \mathbf{0} & \mathbf{0} & w_{\beta_{11}} & \cdots & w_{\beta_{1D_k}} & \mathbf{0} & \cdots & \mathbf{0} & \\ & & & \vdots & \vdots & \vdots & & \vdots & \vdots & & & \vdots \\ & \cdots & & \mathbf{0} & \mathbf{0} & w_{\beta_{11}} & \cdots & w_{\beta_{1D_l}} & \mathbf{0} & \cdots & \mathbf{0} & \\ \mathbf{0} & \cdots & & \vdots & & & & \mathbf{0} & \ddots & \mathbf{0} & \cdots & \mathbf{0} \\ \vdots & \cdots & & & & & & & \mathbf{0} & w_{\beta_{L1}} & \cdots & w_{\beta_{LD_L}} \\ & & & & & & & & \vdots & \vdots & & \vdots \\ 0 & \cdots & & \mathbf{0} & \cdots & & & & \mathbf{0} & w_{\beta_{L1}} & \cdots & w_{\beta_{LD_L}} \end{bmatrix}$$

such that

$$\sum_{d=1}^{D_l} w_{\beta_{ld}} = 1 \quad \forall l$$

where l denotes the type of dummy variable group (*e.g.* age) for which D_l different (*e.g.* age) categories exist. The bold $\mathbf{0}$ s in \mathbf{W}_β refer to matrices containing only zeros. Note that in some cases displayed above, the $\mathbf{0}$ s must be row vectors.

As defined, the first element of the β_t^* vector has to be the coefficient of the constant. For the weight $w_{\beta_{ld}}$ we choose the sample share of observations in category d within the dummy variable group l at time t , *i.e.* $w_{\beta_{ld}} = \bar{x}_{l,d,t}$. The matrix $\mathbf{I} - \mathbf{W}_\beta$ thus transforms the coefficient of the constant to the (approximate) sample mean of the dependent variable in the linear model. The elements of the thus defined coefficient vector β_t^* satisfy

$$\sum_{d=1}^{D_l} w_{\beta_{ld}} \beta_{l,d,t}^* = 0 \quad \forall l.$$

γ_t^* is defined analogously. We use the means in November 1994 $\bar{x}_{l,d,t}$ for both the transformations in November 1994 (t) and November 1998 ($t + \tau$) as weights $w_{\beta_{ld}}$, because constant weights need to be chosen to identify wage and unemployment dynamics for a labour market relative to a constant reference level (which is \bar{x}_t in this case).

As outlined in Section 2.3, we are interested in the changes of the transformed coefficients, *i.e.*:

$$(\beta_{t+\tau}^* - \beta_t^*); (\gamma_{t+\tau}^* - \gamma_t^*)$$

with variance-covariance matrices

$$V(\beta_{t+\tau}^* - \beta_t^*) = V(\beta_{t+\tau}^*) + V(\beta_t^*); V(\gamma_{t+\tau}^* - \gamma_t^*) = V(\gamma_{t+\tau}^*) + V(\gamma_t^*)$$

as the estimates $(\beta_{t+\tau}^*, \beta_t^*)$ and $(\gamma_{t+\tau}^*, \gamma_t^*)$ are independent by assumption. The results are presented and discussed in the Section 3.3.

B. Data Appendix

Table A1: Sample Means

	Means Wage Regression		Means Unemployment Regression	
	1994	1998	1994	1998
<i>In hourly wage rate; or unemployed, respectively</i>	0.6395	1.4559	0.0929	0.0667
<i>Age between</i>				
16-25	0.1310	0.1566	0.2217	0.2467
26-35	0.2722	0.2597	0.1950	0.1841
36-45	0.3854	0.3396	0.2623	0.2396
46-55	0.1797	0.2153	0.1622	0.1902
56-65	0.0316	0.0289	0.1588	0.1394
<i>Education</i>				
higher	0.1195	0.1289	0.0742	0.0806
post secondary	0.0411	0.0436	0.0261	0.0261
secondary vocational	0.2757	0.2782	0.1983	0.2109
secondary general	0.0683	0.0670	0.0718	0.0795
basic vocational	0.3541	0.3706	0.2965	0.3134
primary	0.1405	0.1115	0.3164	0.2813
less than primary	0.0008	0.0001	0.0166	0.0083
<i>Gender</i>				
female	0.4546	0.4660	0.5163	0.5117
male	0.5454	0.5340	0.4837	0.4883
<i>Disabilities</i>				
disabled	0.0114	0.0152	0.1336	0.1254
abled	0.9886	0.9848	0.8664	0.8746
<i>Occupation</i>				
manager	0.0505	0.0397	0.0455	0.0441
specialist	0.2734	0.2672	0.1504	0.1504
white collar	0.1682	0.2095	0.1337	0.1516
blue collar	0.4968	0.4750	0.4797	0.4370

Table A1: Sample Means (ctd.)

	Means Wage Regression		Means Unemployment Regression	
	1994	1998	1994	1998
<i>Industry</i>				
agriculture	0.0407	0.0264	0.1679	0.1439
mining	0.0475	0.0335	0.0270	0.0198
manufacturing	0.2972	0.2712	0.1983	0.1764
electricity, gas, water	0.0289	0.0242	0.0134	0.0130
construction	0.0720	0.0796	0.0579	0.0579
trade	0.0944	0.1267	0.0992	0.1126
hotels, restaurants	0.0111	0.0143	0.0116	0.0141
transport, communication	0.0723	0.0735	0.0450	0.0455
financial intermediation	0.0268	0.0292	0.0142	0.0161
real estates, renting	0.0199	0.0272	0.0128	0.0203
administration	0.0691	0.0678	0.0373	0.0356
education	0.0822	0.0811	0.0492	0.0473
health care, social work	0.0895	0.0983	0.0451	0.0505
other	0.0373	0.0383	0.0305	0.0301
<i>Sector of Employment</i>				
public sector	0.6647	0.5430	0.4143	0.3286
private sector	0.3241	0.4484	0.3950	0.4544
<i>No previous employment</i>	0.0111	0.0086	0.1907	0.2169
<i>Town Size</i>				
>100 thd.	0.3158	0.2781	0.2731	0.2509
>20thd.	0.2321	0.2283	0.1965	0.2087
<20thd.	0.1376	0.1450	0.1237	0.1251
rural	0.3145	0.3486	0.4068	0.4153

Table A1: Sample Means (ctd.)

	Means Wage Regression		Means Unemployment Regression	
	1994	1998	1994	1998
<i>Voivodship</i>				
Stoleczne Warszawskie	0.0554	0.0455	0.0524	0.0506
Bialskopodlaskie	0.0062	0.0082	0.0081	0.0080
Bialostockie	0.0149	0.0171	0.0179	0.0163
Bielskie	0.0305	0.0307	0.0267	0.0260
Bydgoskie	0.0288	0.0312	0.0283	0.0308
Chelmskie	0.0048	0.0083	0.0067	0.0081
Ciechanowskie	0.0108	0.0081	0.0134	0.0119
Czestochowskie	0.0198	0.0253	0.0190	0.0213
Elblaskie	0.0131	0.0132	0.0136	0.0131
Gdanskie	0.0353	0.0319	0.0343	0.0345
Gorzowskie	0.0138	0.0152	0.0151	0.0123
Jeleniogorskie	0.0143	0.0182	0.0136	0.0143
Kaliskie	0.0217	0.0237	0.0222	0.0235
Katowickie	0.1084	0.0868	0.0966	0.0902
Kieleckie	0.0304	0.0258	0.0319	0.0281
Koninskie	0.0103	0.0114	0.0132	0.0119
Koszalinskie	0.0154	0.0145	0.0150	0.0135
Krakowskie	0.0356	0.0332	0.0340	0.0316
Krosnienskie	0.0149	0.0144	0.0145	0.0146
Legnickie	0.0134	0.0149	0.0136	0.0150
Leszczynskie	0.0092	0.0130	0.0109	0.0114
Lubelskie	0.0233	0.0280	0.0263	0.0304
Lomzynskie	0.0103	0.0063	0.0099	0.0092
Lodzkie	0.0325	0.0316	0.0276	0.0287
Nowosadeckie	0.0135	0.0144	0.0190	0.0192
Olsztynskie	0.0187	0.0179	0.0209	0.0180
Opolskie	0.0294	0.0296	0.0265	0.0265
Ostroleckie	0.0114	0.0120	0.0109	0.0102
Pilskie	0.0131	0.0122	0.0127	0.0122

Table A1: Sample Means (ctd.)

	Means Wage Regression		Means Unemployment Regression	
	1994	1998	1994	1998
Piotrkowskie	0.0167	0.0174	0.0191	0.0180
Plockie	0.0150	0.0155	0.0143	0.0160
Poznanskie	0.0424	0.0319	0.0343	0.0311
Przemyskie	0.0107	0.0090	0.0099	0.0120
Radomskie	0.0214	0.0213	0.0207	0.0221
Rzeszowskie	0.0179	0.0148	0.0174	0.0170
Siedleckie	0.0171	0.0215	0.0176	0.0179
Sieradzkie	0.0116	0.0113	0.0113	0.0110
Skierniewickie	0.0119	0.0153	0.0122	0.0150
Slupskie	0.0104	0.0135	0.0105	0.0120
Suwalskie	0.0099	0.0108	0.0133	0.0112
Szczecinskie	0.0232	0.0268	0.0229	0.0264
Tarnobrzescie	0.0161	0.0136	0.0163	0.0182
Tarnowskie	0.0163	0.0174	0.0179	0.0177
Torunskie	0.0166	0.0207	0.0175	0.0177
Walbrzyskie	0.0215	0.0188	0.0179	0.0196
Wloclawskie	0.0090	0.0096	0.0136	0.0118
Wroclawskie	0.0305	0.0374	0.0273	0.0305
Zamojskie	0.0060	0.0102	0.0137	0.0137
Zielonogorskie	0.0163	0.0207	0.0176	0.0199
<i>Observations</i>	7,472	7,433	21,720	22,058

Note: the *occupation*, *industry*, and *sector of employment* variables are taken from the corresponding August (instead of November waves); unemployed people state the variables relating to their previous employment; people with *no previous employment* build an extra category for each of these three dummy variable groups.

Source: PLFS; own calculations.

Table A2: Wage and Unemployment Differential November 1994

	Wage Regression		Unemployment Regression	
	$\hat{\beta}_t^*$	t -value	$\hat{\gamma}_t^*$	t -value
mean	0.6395	164.901	-1.5537	-84.359
<i>Age between</i>				
16-25	-0.1146	-11.465	0.2571	9.137
26-35	-0.0314	-4.547	0.1995	7.615
36-45	0.0299	6.071	0.0638	2.736
46-55	0.0565	6.528	-0.0999	-2.869
56-65	0.0593	2.403	-0.6073	-12.260
<i>Education</i>				
higher	0.3003	18.455	-0.1367	-1.926
post secondary	0.1208	6.473	0.1044	1.269
secondary vocational	0.0016	0.220	0.0694	2.507
secondary general	-0.0073	-0.488	0.0820	1.823
basic vocational	-0.0541	-7.830	0.1905	9.015
primary	-0.1532	-13.773	-0.1744	-7.546
less than primary	-0.1241	-1.486	-0.8159	-3.584
<i>Gender</i>				
female	-0.0899	-18.229	0.0750	5.398
male	0.0749	18.229	-0.0800	-5.398
<i>Disabilities</i>				
disabled	-0.1984	-4.535	-0.1973	-4.397
abled	0.0023	4.535	0.0304	4.397
<i>Occupation</i>				
manager	0.2236	10.285	-0.4167	-5.370
specialist	0.1115	11.146	-0.3394	-7.825
white collar	-0.0640	-6.917	0.0713	1.998
blue collar	-0.0603	-9.340	0.1261	7.163
no previous employment	-0.0960	-2.208	0.6419	10.782

Table A2: Wage and Unemployment Differential November 1994 (ctd.)

	Wage Regression		Unemployment Regression	
	$\hat{\beta}_t^*$	t -value	$\hat{\gamma}_t^*$	t -value
<i>Industry</i>				
agriculture	-0.0957	-5.004	-0.3079	-7.731
mining	0.3985	18.910	-0.4000	-3.803
manufacturing	0.0119	1.867	0.0818	3.151
electricity, gas, water	0.2168	9.308	-0.3998	-2.893
construction	0.0060	0.377	0.5281	11.726
trade	-0.0986	-6.593	0.3437	8.175
hotels, restaurants	-0.1186	-3.458	0.3662	3.665
transport, communication	0.0430	3.275	-0.1865	-2.974
financial intermediation	0.0723	2.874	-0.3580	-2.686
real estates, renting	-0.0795	-2.801	0.2702	2.527
administration	0.0557	3.732	0.0929	1.397
education	-0.0198	-1.397	-0.1733	-2.364
health care, social work	-0.1513	-9.394	-0.1715	-2.535
other	-0.0584	-3.222	0.1806	2.630
no previous employment	-0.4153	-9.104	0.7507	8.040
<i>Sector of Employment</i>				
public sector	0.0071	1.744	0.1079	6.368
private sector	-0.0034	-0.414	-0.1131	-6.368
no previous employment	-0.3230	-6.639	0.9455	9.105
<i>Town Size</i>				
>100 thd.	0.0355	5.218	-0.0826	-3.321
>20thd.	0.0084	1.149	0.0295	1.122
<20thd.	-0.0302	-3.276	0.0887	2.725
rural	-0.0286	-4.772	0.0142	0.795

Table A2: Wage and Unemployment Differential November 1994 (ctd.)

	Wage Regression		Unemployment Regression	
	$\hat{\beta}_t^*$	t -value	$\hat{\gamma}_t^*$	t -value
<i>Voivodship</i>				
Stoleczne Warszawskie	0.1354	7.115	-0.0304	-0.532
Bialskopodlaskie	-0.0787	-2.074	-0.1286	-0.818
Bialostockie	-0.0021	-0.069	-0.1173	-1.104
Bielskie	0.0131	0.643	-0.2860	-3.280
Bydgoskie	-0.0734	-3.247	0.0796	1.135
Chelmskie	-0.1244	-2.722	0.0964	0.620
Ciechanowskie	-0.0281	-0.705	0.1465	1.421
Czestochowskie	-0.0817	-3.730	0.0313	0.354
Elblaskie	-0.0562	-1.497	0.3290	3.562
Gdanskie	0.0341	1.721	0.0968	1.510
Gorzowskie	0.0730	1.969	0.3386	3.878
Jeleniogorskie	-0.0283	-0.877	0.0154	0.146
Kaliskie	-0.0481	-2.054	-0.1158	-1.319
Katowickie	0.0676	4.325	-0.1981	-4.395
Kieleckie	-0.0432	-2.017	0.0691	0.994
Koninskie	0.0150	0.414	0.1004	0.924
Koszalinskie	-0.0085	-0.304	0.5030	5.950
Krakowskie	0.0400	1.781	-0.2856	-3.569
Krosnienskie	-0.0518	-1.840	-0.0904	-0.840
Legnickie	0.0620	1.727	0.1150	1.143
Leszczynskie	-0.0993	-2.076	0.1047	0.931
Lubelskie	-0.0292	-1.339	-0.0820	-0.976
Lomzynskie	-0.0829	-2.556	0.1835	1.568
Lodzkie	-0.0264	-1.194	0.0434	0.563
Nowosadeckie	-0.0891	-3.409	0.1682	1.897
Olsztynskie	-0.0389	-1.582	0.2202	2.747
Opolskie	0.0202	1.028	-0.0830	-1.040
Ostroleckie	-0.0083	-0.193	-0.0438	-0.355
Pilskie	-0.0303	-1.095	0.0204	0.185

Table A2: Wage and Unemployment Differential November 1994 (ctd.)

	Wage Regression		Unemployment Regression	
	$\hat{\beta}_t^*$	<i>t</i> -value	$\hat{\gamma}_t^*$	<i>t</i> -value
Piotrkowskie	0.0450	1.364	0.1080	1.242
Plockie	0.0357	1.021	-0.0987	-0.884
Poznanskie	-0.0337	-1.891	-0.2883	-3.726
Przemyskie	-0.1661	-5.317	0.0200	0.163
Radomskie	-0.0369	-1.438	0.0710	0.806
Rzeszowskie	-0.0035	-0.142	-0.1170	-1.168
Siedleckie	0.0387	1.284	0.0362	0.384
Sieradzkie	-0.0334	-0.905	0.1333	1.215
Skierniewickie	0.0097	0.288	-0.0874	-0.723
Slupskie	-0.0574	-1.412	0.4327	4.186
Suwalskie	-0.0542	-1.774	0.4172	4.517
Szczecinskie	0.0102	0.420	0.2116	2.780
Tarnobrzescie	-0.0321	-1.318	0.1011	1.047
Tarnowskie	-0.0081	-0.283	0.1375	1.543
Torunskie	-0.0043	-0.166	0.0381	0.398
Walbrzyskie	-0.0139	-0.605	0.0062	0.066
Wloclawskie	-0.0252	-0.748	0.1661	1.604
Wroclawskie	0.0285	1.413	-0.1056	-1.329
Zamojskie	-0.1817	-4.158	-0.1432	-1.072
Zielonogorskie	-0.0250	-1.103	-0.1258	-1.274
<i>R</i> ² / <i>log likelihood</i>	0.3940		-5,933.64	
<i>Pseudo- R</i> ² <i>Veall-Zimmermann</i>	-		0.2424	
<i>Observations</i>	7,472		21,720	

Notes: The pseudo- R^2 (Veall-Zimmermann) was found to come closest to the underlying OLS- R^2 in a Monte Carlo Study on a binary probit model by Veall and Zimmermann (1996) (where this pseudo- R^2 is called R_{sz}^2);

the *occupation*, *industry*, and *sector of employment* variables are taken from the corresponding August (instead of November waves); unemployed people state the variables relating to their previous employment; people with *no previous employment* build an extra category for each of these three dummy variable groups. As a consequence, this variable appears in each group of the *occupation*, *industry*, and *sector of employment* variables for the transformation of the coefficients as described in Appendix A.

Source: PLFS; own calculations

Table A3: Wage and Unemployment Differential November 1998

	Wage Regression		Unemployment Regression	
	$\hat{\beta}_{t+\tau}^*$	t -value	$\hat{\gamma}_{t+\tau}^*$	t -value
mean	1.4751	377.058	-1.7156	-82.016
<i>Age between</i>				
16-25	-0.1369	-15.768	0.1338	4.687
26-35	-0.0246	-4.005	0.1424	4.894
36-45	0.0270	5.663	0.1275	5.114
46-55	0.0671	8.910	-0.0349	-1.048
56-65	0.0689	2.518	-0.5366	-9.912
<i>Education</i>				
higher	0.3500	24.256	-0.3214	-3.944
post secondary	0.0988	5.340	0.1040	1.168
secondary vocational	0.0073	1.172	0.0505	1.716
secondary general	0.0199	1.405	-0.0109	-0.227
basic vocational	-0.0785	-13.573	0.1464	6.382
primary	-0.1518	-13.773	-0.0717	-2.875
less than primary	-0.1676	-5.289	-0.5296	-2.115
<i>Gender</i>				
female	-0.0871	-18.552	0.0666	4.452
male	0.0726	18.552	-0.0711	-4.452
<i>Disabilities</i>				
disabled	-0.1797	-5.620	-0.2013	-4.207
abled	0.0021	5.620	0.0310	4.207
<i>Occupation</i>				
manager	0.2372	9.815	-0.5661	-5.761
specialist	0.1146	13.123	-0.2477	-5.154
white collar	-0.0542	-6.358	-0.0161	-0.409
blue collar	-0.0665	-11.755	0.1359	6.965
no previous employment	-0.1026	-2.128	0.5542	8.898

Table A3: Wage and Unemployment Differential November 1998 (ctd.)

	Wage Regression		Unemployment Regression	
	$\hat{\beta}_{t+\tau}^*$	<i>t</i> -value	$\hat{\gamma}_{t+\tau}^*$	<i>t</i> -value
<i>Industry</i>				
agriculture	-0.0920	-3.811	-0.2673	-5.942
mining	0.2926	15.539	-0.2054	-1.850
manufacturing	0.0243	3.693	0.0783	2.670
electricity, gas, water	0.1560	7.317	-0.2107	-1.571
construction	0.0394	2.657	0.3282	6.488
trade	-0.0742	-5.994	0.2828	6.216
hotels, restaurants	-0.1634	-6.751	0.4163	4.174
transport, communication	0.0450	3.699	-0.1306	-1.909
financial intermediation	0.0771	2.868	-0.0139	-0.113
real estates, renting	-0.0511	-2.088	0.2446	2.475
administration	0.0397	2.627	-0.0796	-0.949
education	0.0043	0.291	-0.1630	-1.899
health care, social work	-0.1718	-15.325	-0.1779	-2.401
other	-0.0839	-4.331	0.2548	3.451
no previous employment	-0.4318	-8.848	0.8530	7.623
<i>Sector of Employment</i>				
public sector	0.0110	3.050	0.0706	3.513
private sector	-0.0106	-1.490	-0.0740	-3.513
no previous employment	-0.3504	-6.454	1.0462	8.445
<i>Town Size</i>				
>100 thd.	0.0375	5.620	0.0044	0.166
>20thd.	0.0035	0.466	0.0227	0.800
<20thd.	-0.0343	-3.933	0.0825	2.371
rural	-0.0252	-4.643	-0.0390	-2.051

Table A3: Wage and Unemployment Differential November 1998 (ctd.)

	Wage Regression		Unemployment Regression	
	$\hat{\beta}_{t+\tau}^*$	<i>t</i> -value	$\hat{\gamma}_{t+\tau}^*$	<i>t</i> -value
<i>Voivodship</i>				
Stoleczne Warszawskie	0.1953	9.118	-0.2780	-3.781
Bialskopodlaskie	0.0316	0.741	-0.5069	-2.137
Bialostockie	0.0042	0.161	0.0667	0.626
Bielskie	0.0711	3.604	-0.0318	-0.370
Bydgoskie	-0.0270	-1.411	0.1211	1.657
Chelmskie	-0.0975	-2.467	0.3397	2.646
Ciechanowskie	0.0136	0.325	0.0326	0.256
Czestochowskie	-0.0610	-2.841	0.0214	0.231
Elblaskie	0.0221	0.784	0.2700	2.622
Gdanskie	0.0306	1.459	-0.0046	-0.062
Gorzowskie	-0.0454	-1.321	-0.1305	-0.968
Jeleniogorskie	0.0127	0.538	0.2561	2.605
Kaliskie	-0.1041	-3.648	-0.3006	-2.835
Katowickie	0.0315	2.518	-0.1370	-2.859
Kieleckie	-0.0836	-4.264	0.3098	4.387
Koninskie	0.0020	0.058	0.0981	0.817
Koszalinskie	-0.0014	-0.048	0.5160	5.552
Krakowskie	0.0217	1.196	-0.3459	-3.583
Krosnienskie	-0.0668	-2.614	-0.0924	-0.763
Legnickie	-0.0046	-0.143	0.1635	1.627
Leszczynskie	-0.0319	-1.114	-0.3232	-2.000
Lubelskie	-0.0887	-4.377	-0.1973	-2.201
Lomzynskie	-0.0662	-1.681	-0.0062	-0.039
Lodzkie	-0.0344	-1.675	0.1355	1.763
Nowosadeckie	-0.0901	-3.875	0.1273	1.340
Olsztynskie	-0.0497	-1.907	0.2390	2.621
Opolskie	-0.0005	-0.026	0.1039	1.338
Ostroleckie	0.0502	1.519	0.1542	1.238
Pilskie	0.0387	1.297	0.1334	1.130

Table A3: Wage and Unemployment Differential November 1998 (ctd.)

	Wage Regression		Unemployment Regression	
	$\hat{\beta}_{t+\tau}^*$	<i>t</i> -value	$\hat{\gamma}_{t+\tau}^*$	<i>t</i> -value
Piotrkowskie	-0.1023	-4.431	0.0218	0.214
Plockie	0.0188	0.638	-0.0579	-0.516
Poznanskie	0.0558	3.007	-0.4765	-4.607
Przemyskie	-0.1000	-3.697	0.2132	1.833
Radomskie	-0.1070	-4.495	0.2572	3.201
Rzeszowskie	-0.0605	-2.383	0.1512	1.537
Siedleckie	0.0220	0.741	-0.0841	-0.784
Sieradzkie	-0.0122	-0.389	0.0405	0.308
Skierniewickie	-0.0225	-0.699	-0.2996	-2.170
Slupskie	0.0204	0.627	0.3631	3.558
Suwalskie	-0.0620	-1.752	0.3223	2.912
Szczecinskie	0.0741	3.155	0.0502	0.615
Tarnobrzeskie	0.0208	0.709	-0.0878	-0.784
Tarnowskie	-0.0186	-0.758	-0.0881	-0.810
Torunskie	-0.0134	-0.540	0.0639	0.646
Walbrzyskie	-0.0554	-2.698	0.3049	3.652
Wloclawskie	-0.1569	-4.809	0.4411	4.241
Wroclawskie	0.0192	0.957	0.0110	0.141
Zamojskie	-0.0886	-3.051	0.0180	0.144
Zielonogorskie	0.0005	0.025	0.1212	1.356
<i>R</i> ² / <i>log likelihood</i>	0.4433		-4,935.19	
<i>Pseudo- R</i> ² <i>Veall-Zimmermann</i>	-		0.1893	
<i>Observations</i>	7,433		22,058	

Notes: The pseudo- R^2 (Veall-Zimmermann) was found to come closest to the underlying OLS- R^2 in a Monte Carlo Study on a binary probit model by Veall and Zimmermann (1996) (where this pseudo- R^2 is called R_{sz}^2);

the *occupation*, *industry*, and *sector of employment* variables are taken from the corresponding August (instead of November waves); unemployed people state the variables relating to their previous employment; people with *no previous employment* build an extra category for each of these three dummy variable groups. As a consequence, this variable appears in each group of the *occupation*, *industry*, and *sector of employment* variables for the transformation of the coefficients as described in Appendix A.

Source: PLFS; own calculations.


THE WILLIAM DAVIDSON INSTITUTE
 AT THE UNIVERSITY OF MICHIGAN BUSINESS SCHOOL

DAVIDSON INSTITUTE WORKING PAPER SERIES

CURRENT AS OF 11/06/00

Publication	Authors	Date of Paper
No. 343 On the Identification of Relative Wage Rigidity Dynamics	Patrick A. Puhani	October 2000
No. 342 The Determinants of Foreign Direct Investment in Transition Economies	Alan A. Bevan and Saul Estrin	October 2000
No. 341 The Global Spread of Stock Exchanges, 1980-1998	Klaus Weber and Gerald F. Davis	October 2000
No. 340 The Costs and Benefits of Euroisation in Central-Eastern Europe Before or Instead of EMU Membership	D. Mario Nuti	October 2000
No. 339 Debt Overhang and Barter in Russia	Sergei Guriev, Igor Makarov and Mathilde Maurel	September 2000
No. 338 Firm Performance and the Political Economy of Corporate Governance: Survey Evidence for Bulgaria, Hungary, Slovakia and Slovenia	Patrick Paul Walsh and Ciara Whela	July 2000
No. 337 Investment and Instability	Nauro F. Campos and Jeffrey B. Nugent	May 2000
No. 336 The Evolution of the Insurance Sector in Central and Eastern Europe and the former Soviet Union	Robert B.K. Pye	August 2000
No. 335 Institutional Technology and the Chains of Trust: Capital Markets and Privatization in Russia and the Czech Republic	Bruce Kogut and Andrew Spicer	August 2000
No. 334 The Evolution of Market Integration in Russia	Daniel Berkowitz and David N. DeJong	August 2000
No. 333 Efficiency and Market Share in Hungarian Corporate Sector	László Halpern and Gábor Kőrösi	July 2000
No. 332 Search-Money-and-Barter Models of Financial Stabilization	S.I. Boyarchenko and S.Z. Levendorskii	July 2000
No. 331 Worker Training in a Restructuring Economy: Evidence from the Russian Transition	Mark C. Berger, John S. Earle and Klara Z. Sabirianova	August 2000
No. 330 Economic Development in Palanpur 1957-1993: A Sort of Growth	Peter Lanjouw	August 2000
No. 329 Trust, Organizational Controls, Knowledge Acquisition from the Foreign Parents, and Performance in Vietnamese International Joint Ventures	Marjorie A. Lyles, Le Dang Doanh, and Jeffrey Q. Barden	June 2000
No. 328 Comparative Advertising in the Global Marketplace: The Effects of Cultural Orientation on Communication	Zeynep Gürhan-Canli and Durairaj Maheswaran	August 2000
No. 327 Post Privatization Enterprise Restructuring	Morris Bornstein	July 2000
No. 326 Who is Afraid of Political Instability?	Nauro F. Campos and Jeffrey B. Nugent	July 2000
No. 325 Business Groups, the Financial Market and Modernization	Raja Kali	June 2000

Working Papers are available at:
www.wdi.bus.umich.edu


THE WILLIAM DAVIDSON INSTITUTE
 AT THE UNIVERSITY OF MICHIGAN BUSINESS SCHOOL

No. 324 Restructuring with What Success? A Case Study of Russian Firms	Susan Linz	July 2000
No. 323 Priorities and Sequencing in Privatization: Theory and Evidence from the Czech Republic	Nandini Gupta, John C. Ham and Jan Svejnar	May 2000
No. 322 Liquidity, Volatility, and Equity Trading Costs Across Countries and Over Time	Ian Domowitz, Jack Glen and Ananth Madhavan	March 2000
No. 321 Equilibrium Wage Arrears: Institutional Lock-In of Contractual Failure in Russia	John S. Earle and Klara Z. Sabirianova	October 2000
No. 320 Rethinking Marketing Programs for Emerging Markets	Niraj Dawar and Amitava Chattopadhyay	June 2000
No. 319 Public Finance and Low Equilibria in Transition Economies; the Role of Institutions	Daniel Daianu and Radu Vranceanu	June 2000
No. 318 Some Econometric Evidence on the Effectiveness of Active Labour Market Programmes in East Germany	Martin Eichler and Michael Lechner	June 2000
No. 317 A Model of Russia's "Virtual Economy"	R.E Ericson and B.W Ickes	May 2000
No. 316 Financial Institutions, Financial Contagion, and Financial Crises	Haizhou Huang and Chenggang Xu	March 2000
No. 315 Privatization versus Regulation in Developing Economies: The Case of West African Banks	Jean Paul Azam, Bruno Biais, and Magueye Dia	February 2000
No. 314 Is Life More Risky in the Open? Household Risk-Coping and the Opening of China's Labor Markets	John Giles	April 2000
No. 313 Networks, Migration and Investment: Insiders and Outsiders in Tirupur's Production Cluster	Abhijit Banerjee and Kaivan Munshi	March 2000
No. 312 Computational Analysis of the Impact on India of the Uruguay Round and the Forthcoming WTO Trade Negotiations	Rajesh Chadha, Drusilla K. Brown, Alan V. Deardorff and Robert M. Stern	March 2000
No. 311 Subsidized Jobs for Unemployed Workers in Slovakia	Jan. C. van Ours	May 2000
No. 310 Determinants of Managerial Pay in the Czech Republic	Tor Eriksson, Jaromir Gottvald and Pavel Mrazek	May 2000
No. 309 The Great Human Capital Reallocation: An Empirical Analysis of Occupational Mobility in Transitional Russia	Klara Z. Sabirianova	October 2000
No. 308 Economic Development, Legality, and the Transplant Effect	Daniel Berkowitz, Katharina Pistor, and Jean-Francois Richard	February 2000
No. 307 Community Participation, Teacher Effort, and Educational Outcome: The Case of El Salvador's EDUCO Program	Yasuyuki Sawada	November 1999
No. 306 Gender Wage Gap and Segregation in Late Transition	Stepan Jurajda	May 2000
No. 305 The Gender Pay Gap in the Transition from Communism: Some Empirical Evidence	Andrew Newell and Barry Reilly	May 2000
No. 304 Post-Unification Wage Growth in East Germany	Jennifer Hunt	November 1998

Working Papers are available at:
www.wdi.bus.umich.edu


THE WILLIAM DAVIDSON INSTITUTE
 AT THE UNIVERSITY OF MICHIGAN BUSINESS SCHOOL

No. 303 How Does Privatization Affect Workers? The Case of the Russian Mass Privatization Program	Elizabeth Brainerd	May 2000
No. 302 Liability for Past Environmental Contamination and Privatization	Dietrich Earnhart	March 2000
No. 301 Varieties, Jobs and EU Enlargement	Tito Boeri and Joaquim Oliveira Martins	May 2000
No. 300 Employer Size Effects in Russia	Todd Idson	April 2000
No. 299 Information Complements, Substitutes, and Strategic Product Design	Geoffrey G. Parker and Marshall W. Van Alstyne	March 2000
No. 298 Markets, Human Capital, and Inequality: Evidence from Rural China	Dwayne Benjamin, Loren Brandt, Paul Glewwe, and Li Guo	May 2000
No. 297 Corporate Governance in the Asian Financial Crisis	Simon Johnson, Peter Boone, Alasdair Breach, and Eric Friedman	November 1999
No. 296 Competition and Firm Performance: Lessons from Russia	J. David Brown and John S. Earle	March 2000
No. 295 Wage Determination in Russia: An Econometric Investigation	Peter J. Luke and Mark E. Schaffer	March 2000
No. 294: Can Banks Promote Enterprise Restructuring?: Evidence From a Polish Bank's Experience	John P. Bonin and Bozena Leven	March 2000
No. 293: Why do Governments Sell Privatised Companies Abroad?	Bernardo Bortolotti, Marcella Fantini and Carlo Scarpa	March 2000
No. 292: Going Public in Poland: Case-by-Case Privatizations, Mass Privatization and Private Sector Initial Public Offerings	Wolfgang Aussenegg	December 1999
No. 291: Institutional Technology and the Chains of Trust: Capital Markets and Privatization in Russia and the Czech Republic	Bruce Kogut and Andrew Spicer	March 1999
No. 290: Banking Crises and Bank Rescues: The Effect of Reputation	Jenny Corbett and Janet Mitchell	January 2000
No. 289: Do Active Labor Market Policies Help Unemployed Workers to Find and Keep Regular Jobs?	Jan C. van Ours	February 2000
No. 288: Consumption Patterns of the New Elite in Zimbabwe	Russell Belk	February 2000
No. 287: Barter in Transition Economies: Competing Explanations Confront Ukranian Data	Dalia Marin, Daniel Kaufmann and Bogdan Gorochofskij	January 2000
No. 286: The Quest for Pension Reform: Poland's Security through Diversity	Marek Góra and Michael Rutkowski	January 2000
No. 285: Disorganization and Financial Collapse	Dalia Marin and Monika Schnitzer	October 1999
No. 284: Coordinating Changes in M-form and U-form Organizations	Yingyi Qian, Gérard Roland and Chenggang Xu	May 1999
No. 283: Why Russian Workers Do Not Move: Attachment of Workers Through In-Kind Payments	Guido Friebel and Sergei Guriev	October 1999
No. 282: Lessons From Fiascos in Russian Corporate Governance	Merritt B. Fox and Michael A. Heller	October 1999
No. 281: Income Distribution and Price	Michael Alexeev and James Leitzel	March 1999

Working Papers are available at:
www.wdi.bus.umich.edu



THE WILLIAM DAVIDSON INSTITUTE
AT THE UNIVERSITY OF MICHIGAN BUSINESS SCHOOL

Controls: Targeting a Social Safety Net During Economic Transition		
No. 280: Starting Positions, Reform Speed, and Economic Outcomes in Transitioning Economies	William Hallagan and Zhang Jun	January 2000
No. 279 : The Value of Prominent Directors	Yoshiro Miwa & J. Mark Ramseyer	October 1999
No. 278: The System Paradigm	János Kornai	April 1998
No. 277: The Developmental Consequences of Foreign Direct Investment in the Transition from Socialism to Capitalism: The Performance of Foreign Owned Firms in Hungary	Lawrence Peter King	September 1999
No. 276: Stability and Disorder: An Evolutionary Analysis of Russia's Virtual Economy	Clifford Gaddy and Barry W. Ickes	November 1999
No. 275: Limiting Government Predation Through Anonymous Banking: A Theory with Evidence from China.	Chong-En Bai, David D. Li, Yingyi Qian and Yijiang Wang	July 1999
No. 274: Transition with Labour Supply	Tito Boeri	December 1999
No. 273: Sectoral Restructuring and Labor Mobility: A Comparative Look at the Czech Republic	Vit Sorm and Katherine Terrell	November 1999
No. 272: Published in: Journal of Comparative Economics "Returns to Human Capital Under the Communist Wage Grid and During the Transition to a Market Economy" Vol. 27, pp. 33-60 1999.	Daniel Munich, Jan Svejnar and Katherine Terrell	October 1999
No. 271: Barter in Russia: Liquidity Shortage Versus Lack of Restructuring	Sophie Brana and Mathilde Maurel	June 1999
No. 270: Tests for Efficient Financial Intermediation with Application to China	Albert Park and Kaja Sehr	March 1999
No. 269a: Russian Privatization and Corporate Governance: What Went Wrong?	Bernard Black, Reinier Kraakman and Anna Tarassova	May 2000
No. 269: Russian Privatization and Corporate Governance: What Went Wrong?	Bernard Black, Reinier Kraakman and Anna Tarassova	September 1999
No. 268: Are Russians Really Ready for Capitalism?	Susan Linz	September 1999
No. 267: Do Stock Markets Promote Economic Growth?	Randall K. Filer, Jan Hanousek and Nauro Campos	September 1999
No. 266: Objectivity, Proximity and Adaptability in Corporate Governance	Arnoud W.A Boot and Jonathan R. Macey	September 1999
No. 265: When the Future is not What it Used to Be: Lessons from the Western European Experience to Forecasting Education and Training in Transitional Economies	Nauro F. Campos, Gerard Hughes, Stepan Jurajda, and Daniel Munich	September 1999
No. 264: The Institutional Foundation of Foreign-Invested Enterprises (FIEs) in China	Yasheng Huang	September 1999
No. 263: The Changing Corporate Governance Paradigm: Implications for Transition and Developing Countries	Erik Berglof and Ernst-Ludwig von Thadden	June 1999

Working Papers are available at:
www.wdi.bus.umich.edu


THE WILLIAM DAVIDSON INSTITUTE
 AT THE UNIVERSITY OF MICHIGAN BUSINESS SCHOOL

No. 262: Law Enforcement and Transition	Gerard Roland and Thierry Verdier	May 1999
No. 261: Soft Budget Constraints, Pecuniary Externality, and the Dual Track System	Jiahua Che	June 2000
No. 260: Missing Market in Labor Quality: The Role of Quality Markets in Transition	Gary H. Jefferson	July 1999
No. 259: Do Corporate Global Environmental Standards in Emerging Markets Create or Destroy Market Value	Glen Dowell, Stuart Hart and Bernard Yeung	June 1999
No. 258: Public Training and Outflows from Unemployment	Patrick A. Puhani	June 1999
No. 257: Ownership Versus Environment: Why are Public Sector Firms Inefficient?	Ann P. Bartel and Ann E. Harrison	June 1999
No. 256: Taxation and Evasion in the Presence of Extortion by Organized Crime	Michael Alexeev, Eckhard Janeba and Stefan Osborne	November 1999
No. 255: Revisiting Hungary's Bankruptcy Episode	John P. Bonin and Mark E. Schaffer	September 1999
No. 254: FDI in Emerging Markets: A Home-Country View	Marina v.N Whitman	June 1999
No. 253: The Asian Financial Crisis: What Happened, and What is to be Done	Jeffrey D. Sachs and Wing Thyee Woo	January 1999
No. 252: Organizational Law as Asset Partitioning	Henry Hansmann and Reinier Kraakman	September 1999
No. 251: Consumer Behavior Research in Emerging Consumer Markets: the Case of the Optimum Stimulation Level in South Africa	Jan-Benedict E. M. Steenkamp and Steven M. Burgess	September 1999
No. 250: Property Rights Formation and the Organization of Exchange and Production in Rural China	Matthew A. Turner, Loren Brandt, and Scott Rozelle	July 1998
No. 249: Impacts of the Indonesian Economic Crisis: Price Changes and the Poor	James Levinsohn, Steven Berry, and Jed Friedman	June 1999
No. 248: Internal Barriers in the Transition of Enterprises from Central Plan to Market	Charalambos Vlachoutsicos	July 1999
No. 247: Spillovers from Multinationals in Developing Countries: the Mechanisms at Work	Richard E. Caves	June 1999
No. 246: Dynamism and Inertia on the Russian Labour Market: A Model of Segmentation	Irena Grosfeld, Claudia Senik-Leygonie, Thierry Verdier, Stanislav Kolenikov and Elena Paltseva	May 1999
No. 245: Lessons from Bank Privatization in Central Europe	John Bonin and Paul Wachtel	May 1999
No. 244: Nominal-Real Tradeoffs and the Effects of Monetary Policy: the Romanian Experience	Christian Popa	December 1998
No. 243: Privatization, Political Risk and Stock Market Development in Emerging Economies	Enrico C. Perotti and Pieter van Oijen	March 1999
No. 242: Investment Financing in Russian Financial-Industrial Groups	Enrico C. Perotti and Stanislav Gelfer	October 1998
No. 241: Can governments maintain hard budget constraints? Bank lending and financial isolation in Romania	Octavian Carare, Constantijn Claessens, Enrico C. Perotti	January 1999
No. 240: Democratic Institutions and	John E. Jackson, Jacek Klich, and	April 1998

Working Papers are available at:
www.wdi.bus.umich.edu


THE WILLIAM DAVIDSON INSTITUTE
 AT THE UNIVERSITY OF MICHIGAN BUSINESS SCHOOL

Economic Reform: the Polish Case	Krystyna Poznanska	
No. 239: A Longitudinal Study of IJV Performance in Eastern Europe	Keith D. Brouthers and Gary Bamossy	June 1999
No. 238: Published in: Journal of Business Venturing, "Firm Creation and Economic Transitions" Vol. 14, Iss. 5,6 Sep/Nov 1999, pp. 427-450.	John E. Jackson, Jacek Klich, Krystyna Poznanska	July 1998
No. 237: Analysis of Entrepreneurial Attitudes in Poland	John E. Jackson and Aleksander S. Marcinkowski	March 1997
No. 236: Investment and Finance in De Novo Private Firms: Empirical Results from the Czech Republic, Hungary, and Poland	Andrzej Bratkowski, Irena Grosfeld, Jacek Rostowski	April 1999
No. 235: Does a Soft Macroeconomic Environment Induce Restructuring on the Microeconomic Level during the Transition Period? Evidence from Investment Behavior of Czech Enterprises	Lubomír Lízal	June 1999
No. 234: Banking Reform in China: Gradually Strengthening Pillar or Fragile Reed?	John Bonin	June 1999
No. 233: Theories of Soft Budget Constraints and the Analysis of Banking Crises	Janet Mitchell	March 1999
No. 232: Unemployment Risk, Precautionary Savings, and Moonlighting in Russia	Alessandra Guariglia and Byung-Yeon Kim	June 1999
No. 231: Investing in Turbulent Times: The Investment Behavior of Polish Firms in the Transition	Josef C. Brada, Arthur E. King, and Chia-Ying Ma	April 1999
No. 230: The End of Moderate Inflation in Three Transition Economies?	Josef C. Brada and Ali M. Kutan	April 1999
No. 229: Back to the Future: The Growth Prospects of Transition Economies Reconsidered	Nauro F. Campos	April 1999
No. 228: The Enterprise Isolation Program in Russia	Simeon Djankov	April 1999
No. 227: Published in: Journal of Comparative Economics, "Ownership Concentration and Corporate Performance in the Czech Republic" 27(3), September 1999, pp. 498-513.	Stijn Claessens and Simeon Djankov	April 1999
No. 226: Unemployment Benefit Entitlement and Training Effects in Poland during Transition	Patrick A. Puhani	March 1999
No. 225: Transition at Whirlpool-Tatramat: Case Studies	Hans Brechbuhl and Sonia Ferencikova	March 1999
No. 224: Measuring Progress in Transition and Towards EU Accession: A Comparison of Manufacturing Firms in Poland, Romania, and Spain	Wendy Carlin, Saul Estrin, and Mark Schaffer	March 1999
No. 223: Product Market Competition in Transition Economies: Increasing Varieties and Consumer Loyalty	Mitsutoshi M. Adachi	March 1999
No. 222: Opaque Markets and Rapid Growth: the Superiority of Bank-Centered Financial	Rodney Wallace	July 1999

Working Papers are available at:
www.wdi.bus.umich.edu



THE WILLIAM DAVIDSON INSTITUTE
AT THE UNIVERSITY OF MICHIGAN BUSINESS SCHOOL

Systems for Developing Nations		
No. 221: Technology Spillovers through Foreign Direct Investment	Yuko Kinoshita	January 1999
No. 220: Managerial, Expertise and Team Centered Forms of Organizing: A Cross-Cultural Exploration of Independence in Engineering Work	Leslie Perlow	January 1999
No. 219: Household Structure and Labor Demand in Agriculture: Testing for Separability in Rural China	Audra J. Bowlus and Terry Sicular	January 1999
No. 218: Competing Strategies of FDI and Technology Transfer to China: American and Japanese Firms	W. Mark Fruin and Penelope Prime	January 1999
No. 217 Published in: Journal of Comparative Economics, "Returns to Mobility in the Transition to a Market Economy" Vol. 27, No. 1, March 1999, pp. 4-	Tito Boeri and Christopher J. Flinn	January 1999
No. 216 Published in: Journal of Comparative Economics, "Labor Market Policies and Unemployment in the Czech Republic." Vol. 27, No. 1, March 1999, pp. 33-60.	Katherine Terrell and Vit Sorm	November 1998
No. 215 Published in: Journal of Comparative Economics, "Active Labor Market Policies in Poland: Human Capital Enhancement, Stigmatization or Benefit Churning?" Vol. 27, No. 1, March 1999, pp. 61-	Jochen Kluge, Hartmut Lehmann, and Christoph M. Schmidt	December 1998
No. 214 Published in: Journal of Comparative Economics, "Does the Slovenian Public Work Program Increase Participants' Chances to Find a Job?" Vol. 27, No.1, March 1999, pp. 113-	Milan Vodopivec	December 1998
No. 213 Published in: Journal of Comparative Economics, "Effects of Active Labor Market Programs on the Transition Rate from Unemployment into Regular Jobs in the Slovak Republic." Vol. 27, No. 1, March 1999, pp. 90-	Martina Lubyova and Jan C. van Ours	December 1998
No. 212: The Marketing System in Bulgarian Livestock Production – The Present State and Evolutionary Processes During the Period of Economic Transition	Yordan Staykov, Team Leader	October 1998
No. 211: Bankruptcy Experience in Hungary and the Czech Republic	Janet Mitchell	October 1998
No 210: Values, Optimum Stimulation Levels and Brand Loyalty: New Scales in New Populations	Steven M. Burgess and Mari Harris	September 1998
No. 209: Inherited Wealth, Corporate Control and Economic Growth	Randall K. Morck, David A. Stangeland, and Bernard Yeung	September 1998
No. 208: A Cultural Analysis of Homosocial Reproduction and Contesting Claims to Competence in Transitional Firms	Michael D. Kennedy	July 1998
No. 207: From Survival to Success: The	Arthur Yeung and Kenneth DeWoskin	July 1998

Working Papers are available at:
www.wdi.bus.umich.edu



THE WILLIAM DAVIDSON INSTITUTE
AT THE UNIVERSITY OF MICHIGAN BUSINESS SCHOOL

Journey of Corporate Transformation at Haier. Forthcoming in Teaching the Dinosaurs to Dance: Organizational Change in Transition Economies ed. Daniel Denison.		
No. 206: Why Do People Work If They Are Not Paid? An Example from Eastern Europe. Forthcoming in Teaching the Dinosaurs to Dance: Organizational Change in Transition Economies ed. Daniel Denison.	Irina L. Zinovieva	May 1998
No. 205: Firm Ownership and Work Motivation in Bulgaria and Hungary: An Empirical Study of the Transition in the Mid-1990s. Forthcoming in Teaching the Dinosaurs to Dance: Organizational Change in Transition Economies ed. Daniel Denison.	Robert A. Roe, Irina L. Zinovieva, Elizabeth Dienes, and Laurens A. ten Horn	May 1998
No. 204: Human Resource Management in the Restructuring of Chinese Joint Ventures. Forthcoming in Teaching the Dinosaurs to Dance: Organizational Change in Transition Economies ed. Daniel Denison.	Nandani Lynton	April 1998
No. 203: Emergent Compensation Strategies in Post-Socialist Poland: Understanding the Cognitive Underpinnings of Management Practices in a Transition Economy. Forthcoming in Teaching the Dinosaurs to Dance: Organizational Change in Transition Economies ed. Daniel Denison.	Marc Weinstein	March 1998
No. 202: Corporate Transformation and Organizational Learning: The People's Republic of China. Forthcoming in Teaching the Dinosaurs to Dance: Organizational Change in Transition Economies ed. Daniel Denison.	Meinolf Dierkes and Zhang Xinhua	March 1998
No. 201: Foreign Direct Investment as a Factor of Change: The Case of Slovakia. Forthcoming in Teaching the Dinosaurs to Dance: Organizational Change in Transition Economies ed. Daniel Denison.	Sonia Ferencikova	February 1998
No. 200: Radical versus Incremental Change: The Role of Capabilities, Competition, and Leaders. Forthcoming in Teaching the Dinosaurs to Dance: Organizational Change in Transition Economies ed. Daniel Denison.	Karen L. Newman	February 1998
No. 199: The Emergence of Market Practices in China's Economic Transition: Price Setting Practices in Shanghai's Industrial Firms. Forthcoming in Teaching the Dinosaurs to Dance: Organizational Change in Transition Economies ed. Daniel Denison.	Douglas Guthrie	February 1998
No. 198: The Application of Change Management Methods at Business Organizations Operating in Hungary:	Dr. János Fehér	January 1998

Working Papers are available at:
www.wdi.bus.umich.edu



THE WILLIAM DAVIDSON INSTITUTE
AT THE UNIVERSITY OF MICHIGAN BUSINESS SCHOOL

Challenges in the Business and Cultural Environment and First Practical Experiences. Forthcoming in Teaching the Dinosaurs to Dance: Organizational Change in Transition Economies ed. Daniel Denison.		
No. 197: Organizational Changes in Russian Industrial Enterprises: Mutation of Decision-Making Structures and Transformations of Ownership. Forthcoming in Teaching the Dinosaurs to Dance: Organizational Change in Transition Economies ed. Daniel Denison.	Igor B. Gurkov	January 1998
No. 196: Understanding and Managing Challenges to the Romanian Companies during Transition. Forthcoming in Teaching the Dinosaurs to Dance: Organizational Change in Transition Economies ed. Daniel Denison.	Dan Candea and Rodica M. Candea	January 1998
No. 195: Insider Lending and Economic Transition: The Structure, Function, and Performance Impact of Finance Companies in Chinese Business Groups. Forthcoming in Teaching the Dinosaurs to Dance: Organizational Change in Transition Economies ed. Daniel Denison.	Lisa A. Keister	December 1997
No. 194: Japanese Investment in Transitional Economies: Characteristics and Performance. Forthcoming in Teaching the Dinosaurs to Dance: Organizational Change in Transition Economies ed. Daniel Denison.	Paul W. Beamish and Andrew Delios	November 1997
No. 193: Building Successful Companies in Transition Economies. Forthcoming in Teaching the Dinosaurs to Dance: Organizational Change in Transition Economies ed. Daniel Denison.	Dr. Ivan Perlaki	January 1998
No. 192: Russian Communitariansim: An Invisible Fist in the Transformation Process of Russia. Forthcoming in Teaching the Dinosaurs to Dance: Organizational Change in Transition Economies ed. Daniel Denison.	Charalambos Vlachoutsicos	July 1998
No. 191: Teaching the Dinosaurs to Dance	Michal Cakrt	September 1997
No. 190: Strategic Restructuring: Making Capitalism in Post-Communist Eastern Europe. Forthcoming in Teaching the Dinosaurs to Dance: Organizational Change in Transition Economies ed. Daniel Denison.	Lawrence P. King	September 1997
No. 189: Published in: Regional Science and Urban Economics, "Russia's Internal Border", 29 (5), September 1999.	Daniel Berkowitz and David N. DeJong	July 1998
No. 187: Corporate Structure and Performance in Hungary	László Halpern and Gábor Kórsöi	July 1998
No. 186: Performance of Czech Companies by Ownership Structure	Andrew Weiss and Georgiy Nikitin	June 1998

Working Papers are available at:
www.wdi.bus.umich.edu



THE WILLIAM DAVIDSON INSTITUTE
AT THE UNIVERSITY OF MICHIGAN BUSINESS SCHOOL

No. 185: Firm Performance in Bulgaria and Estonia: The effects of competitive pressure, financial pressure and disorganisation	Jozef Konings	July 1998
No. 184: Investment and Wages during the Transition: Evidence from Slovene Firms	Janez Prasnikar and Jan Svejnar	July 1998
No. 183: Investment Portfolio under Soft Budget: Implications for Growth, Volatility and Savings	Chongen Bai and Yijiang Wang	July 1998
No. 181: Delegation and Delay in Bank Privatization	Loránd Ambrus-Lakatos and Ulrich Hege	July 1998
No. 180: Financing Mechanisms and R&D Investment	Haizhou Huang and Chenggang Xu	July 1998
No. 179: Organizational Culture and Effectiveness: The Case of Foreign Firms in Russia	Carl F. Fey and Daniel R. Denison	January 1999
No. 178: Output and Unemployment Dynamics in Transition	Vivek H. Dehejia and Douglas W. Dwyer	January 1998
No. 177: Published in: Economics of Transition,, “Bureaucracies in the Russian Voucher Privatization” Vol. 8, No. 1, 2000, pp. 37-57.	Guido Friebel	June 1998
No. 176: Chronic Moderate Inflation in Transition: The Tale of Hungary	János Vincze	June 1998
No. 175: Privatisation and Market Structure in a Transition Economy	John Bennett and James Maw	June 1998
No. 174: Ownership and Managerial Competition: Employee, Customer, or Outside Ownership	Patrick Bolton and Chenggang Xu	June 1998
No. 173: Intragovernment Procurement of Local Public Good: A Theory of Decentralization in Nondemocratic Government	Chong-en Bai, Yu Pan and Yijiang Wang	June 1998
No. 172: Political Instability and Growth in Proprietary Economies	Jody Overland and Michael Spagat	August 1998
No. 171: Published in Post-Communist Economies, “Framework Issues in the Privatization Strategies of the Czech Republic, Hungary, and Poland” Vol. 11, no. 1 March 1999.	Morris Bornstein	June 1998
No. 170: Published in: European Journal of Political Economy “Privatization, Ownership Structure and Transparency: How to Measure a Real Involvement of the State” 15(4), November 1999, pp. 605-18.	Frantisek Turnovec	May 1998
No. 169 Published in: American Economic Review, “Unemployment and the Social Safety Net during Transitions to a Market Economy: Evidence from Czech and Slovak Men.” Vol. 88, No. 5, Dec. 1998, pp. 1117-1142.	John C. Ham, Jan Svejnar, and Katherine Terrell	December 1998
No. 167: Voucher Privatization with Investment Funds: An Institutional Analysis	David Ellerman	March 1998

Working Papers are available at:
www.wdi.bus.umich.edu


THE WILLIAM DAVIDSON INSTITUTE
 AT THE UNIVERSITY OF MICHIGAN BUSINESS SCHOOL

No. 166: Published in: Marketing Issues in Transitional Economies, "Value Priorities and Consumer Behavior in a Transitional Economy: The Case of South Africa" ed. Rajeev Batra.	Steven M. Burgess and Jan-Benedict E.M. Steenkamp	August 1998
No. 164: Finance and Investment in Transition: Czech Enterprises, 1993-1994	Ronald Anderson and Chantal Kegels	September 1997
No. 163: European Union Trade and Investment Flows U-Shaping Industrial Output in Central and Eastern Europe: Theory and Evidence	Alexander Repkine and Patrick P. Walsh	April 1998
No. 162: Skill Acquisition and Private Firm Creation in Transition Economies	Zuzana Brixiova and Wenli Li	October 1999
No. 161: Corruption in Transition	Susanto Basu and David D. Li	May 1998
No. 160a: Tenures that Shook the World: Worker Turnover in Russia, Poland and Britain	Hartmut Lehmann and Jonathan Wadsworth	November 1999
No. 160: Tenures that Shook the World: Worker Turnover in the Russian Federation and Poland	Hartmut Lehmann and Jonathan Wadsworth	June 1998
No. 159: Does Market Structure Matter? New Evidence from Russia	Annette N. Brown and J. David Brown	June 1998
No. 158: Structural Adjustment and Regional Long Term Unemployment in Poland	Hartmut Lehmann and Patrick P. Walsh	June 1997
No. 157: Baby Boom or Bust? Changing Fertility in Post-Communist Czech Republic and Slovakia	Robert S. Chase	April 1998
No. 156 Published in: Leadership and Organization Development Journal, "Leading Radical Change in Transition Economies." Vol. 19, No. 6, 1998, pp. 309-324.	Karen L. Newman	June 1998
No. 155 Published in: Oxford Review of Economic Policy, "From Theory into Practice? Restructuring and Dynamism in Transition Economies." Vol. 13, No. 2, Summer 1997, pp. 77-105.	Wendy Carlin and Michael Landesmann	June 1997
No. 154: The Model and the Reality: Assessment of Vietnamese SOE Reform—Implementation at the Firm Level	Edmund Malesky, Vu Thanh Hung, Vu Thi Dieu Anh, and Nancy K. Napier	July 1998
No. 153 Published in: Journal of Comparative Economics, "Causes of the Soft Budget Constraint: Evidence on Three Explanations." Vol. 26, No. 1, March 1998, pp. 104-116.	David D. Li and Minsong Liang	March 1998
No. 152 Published in: Comparative Economic Studies, "Enterprise Restructuring in Russia's Transition Economy: Formal and Informal Mechanisms." Vol. 40, No. 2, Summer 1998, pp. 5-52.	Susan J. Linz and Gary Krueger	April 1998
No. 151: Labor Productivity in Transition: A Regional Analysis of Russian Industry	Susan J. Linz	May 1998
No. 150: Tax Avoidance and the Allocation of Credit. Forthcoming in Financial Systems in	Anna Meyendorff	June 1998

Working Papers are available at:
www.wdi.bus.umich.edu


THE WILLIAM DAVIDSON INSTITUTE
 AT THE UNIVERSITY OF MICHIGAN BUSINESS SCHOOL

Transition: The Design of Financial Systems in Central Europe eds. Anna Meyendorff and Anjan Thakor.		
No. 149: Commitment, Versatility and Balance: Determinants of Work Time Standards and Norms in a Multi-Country Study of Software Engineers	Leslie Perlow and Ron Fortgang	April 1998
No. 148: Changes in Poland's Transfer Payments in the 1990s: the Fate of Pensioners	Bozena Leven	June 1998
No. 147: Environmental Protection and Economic Development: The Case of the Huaihe River Basin Cleanup Plan	Robert Letovsky, Reze Ramazani, and Debra Murphy	June 1998
No. 146: Chief Executive Compensation During Early Transition: Further Evidence from Bulgaria	Derek C. Jones, Takao Kato, and Jeffrey Miller	June 1998
No. 145 Published in: Economics of Transition, "Women's Unemployment During the Transition: Evidence from Czech and Slovak Micro Data," Vol. 7, No. 1, May 1999, pp. 47-78.	John Ham, Jan Svejnar, and Katherine Terrell	May 1998
No. 144: Investment and Wages in Slovenia	Janez Prasnikar	May 1998
No. 143 Published in: Review of Financial Studies, "Optimal Bankruptcy Laws Across Different Economic Systems," 12(2), Summer 1999, pgs. 347-77.	Elazar Berkovitch and Ronen Israel	March 1998
No. 142: Industrial Policy and Poverty in Transition Economies: Two Steps Forward or One Step Back?	Susan J. Linz	March 1998
No. 141: Collective Ownership and Privatization of China's Village Enterprises	Suwen Pan and Albert Park	April 1998
No. 140: A Comparative Look at Labor Mobility in the Czech Republic: Where have all the Workers Gone?	Vit Sorm and Katherine Terrell	April 1999
No. 139: The Failure of the Government-Led Program of Corporate Reorganization in Romania	Simeon Djankov and Kosali Ilayperuma	September 1997
No. 138: Ownership and Employment in Russian Industry: 1992-1995	Susan J. Linz	March 1998
No. 137 Published in: Journal of Political Economy, "Reform Without Losers: An Interpretation of China's Dual-Track Approach to Transition," Feb. 2000; Vol. 108, Iss.1; pg. 120	Lawrence J. Lau, Yingyi Qian, and Gerard Roland	November 1997
No. 136 Published in: European Economic Review, "The Political Economy of Mass Privatization and the Risk of Expropriation," 44(2), February 2000, pgs. 393-421	Klaus M. Schmidt	March 1998
No. 135: Radical Organizational Change: The Role of Starting Conditions, Competition, and Leaders	Karen L. Newman	January 1998
No. 134: To Restructure or Not to Restructure: Informal Activities and Enterprise Behavior in	Clifford Gaddy and Barry W. Ickes	May 1998

Working Papers are available at:
www.wdi.bus.umich.edu



THE WILLIAM DAVIDSON INSTITUTE
AT THE UNIVERSITY OF MICHIGAN BUSINESS SCHOOL

Transition No. 133: Management 101: Behavior of Firms in Transition Economies	Josef C. Brada	March 1998
No. 132 Published in: Quarterly Journal of Economics, "Interfirm Relationships and Informal Credit in Vietnam," 114(4), Nov. 1999, pgs. 1285-1320	John McMillan and Christopher Woodruff	February 1998
No. 131 Published in: Comparative Economic Studies, "Will Restructuring Hungarian Companies Innovate? An Investigation Based on Joseph Berliner's Analysis of Innovation in Soviet Industry." Vol. 40, No. 2, Summer 1998, pp. 53-74.	John B. Bonin and Istvan Abel	March 1998
No. 130: Published in The American Economic Review, "Changing Incentives of the Chinese Bureaucracy." May, 1998.	David D. Li	January 1998
No. 129: Restructuring Investment in Transition: A Model of the Enterprise Decision	Richard E. Ericson	January 1998
No. 128 Published in: Comparative Economic Studies, "Job Rights in Russian Firms: Endangered or Extinct Institutions?" Vol. 40, No. 4, Winter 1998, pp. 1-32.	Susan J. Linz	January 1998
No. 127: Accounting for Growth in Post- Soviet Russia	Daniel Berkowitz and David N. DeJong	January 1998
No. 126 Published in: Economics of Transition, "From Federalism, Chinese Style, to Privatization Chinese Style," 7(1), 1999, pgs. 103-31	Yuanzheng Cao, Yingyi Qian, and Barry R. Weingast	December 1997
No. 125: Market Discipline in Conglomerate Banks: Is an Internal Allocation of Cost of Capital Necessary as Incentive Device? Forthcoming in Financial Systems in Transition: The Design of Financial Systems in Central Europe eds. Anna Meyendorff and Anjan Thakor.	Arnoud W. A. Boot and Anjolein Schmeits	November 1997
No. 124: Financial Discipline in the Enterprise Sector in Transition Countries: How Does China Compare?	Shumei Gao and Mark E. Schaffer	February 1998
No. 123: Considerations of an Emerging Marketplace: Managers' Perceptions in the Southern African Economic Community	Brent Chrite and David Hudson	February 1998
No. 122: A Model of the Informal Economy in Transition Economies	Simon Commander and Andrei Tolstopiatenko	November 1997
No. 121: Local Labour Market Dynamics in the Czech and Slovak Republics	Peter Huber and Andreas Worgotter	November 1997
No. 119: Institutional Upheaval and Company Transformation in Emerging Market Economies	Karen L. Newman	March 1998
No. 118: Industrial Decline and Labor Reallocation in Romania	John S. Earle	October 1997
No. 117: Notes for an Essay on the Soft	Lorand Ambrus-Lakatos	January 1997

Working Papers are available at:
www.wdi.bus.umich.edu


THE WILLIAM DAVIDSON INSTITUTE
 AT THE UNIVERSITY OF MICHIGAN BUSINESS SCHOOL

Budget Constraint		
No. 116: Labor Demand During Transition in Hungary	Gabor Korosi	October 1997
No. 115: Enterprise Performance and Managers' Profiles	Simeon Djankov and Stijn Claessens	December 1997
No. 114b Employment and Wages in Enterprises under Communism and in Transition: Evidence From Central Europe and Russia	Swati Basu, Saul Estrin, and Jan Svejnar	April 2000
No. 114: Employment and Wage Behavior of Enterprises in Transitional Economies	Swati Basu, Saul Estrin, and Jan Svejnar	October 1997
No. 113: Preliminary Evidence on Active Labor Programs' Impact in Hungary and Poland	Christopher J. O'Leary	October 1997
No. 111: Unemployment Benefits and Incentives in Hungary: New Evidence	Joachim Wolff	October 1997
No. 110: Published in: Empirical Economics, "Long-Term Unemployment, Unemployment Benefits and Social Assistance: The Polish Experience" Empirical-Economics; 23(1-2), 1998, pages 55-85.	Marek Gora and Christoph M. Schmidt	April 1997
No. 109 Published in: Industrial and Labor Relations Review, "Markets for Communist Human Capital: Returns to Education and Experience in Post-Communist Czech Republic and Slovakia." Vol. 51, No. 3, April 1998, pp. 401-423.	Robert S. Chase	October 1997
No. 107: The Worker-Firm Matching in the Transition: (Why) Are the Czechs More Successful Than Others?	Daniel Münich, Jan Svejnar, and Katherine Terrell	October 1997
No. 106 Published in: Journal of Comparative Economics, "Job Creation, Job Destruction and Growth of Newly Established, Privatized and State-Owned Enterprises in Transition Economies: Survey Evidence from Bulgaria, Hungary, and Romania," Vol. 26, No.3, September 1998, pp. 429-445.	Valentijn Bilsen and Jozef Konings	September 1998
No. 105: Getting Behind the East-West [German] Wage Differential: Theory and Evidence	Michael Burda and Christoph Schmidt	May 1997
No. 104: The Birth of the "Wage Curve" in Hungary, 1989-95	Gabor Kertesi and Janos Kollo	October 1997
No. 103: Published in: Journal of Comparative Economics, "Grime and Punishment: Job Insecurity and Wage Arrears in the Russian Federation" 27, 595-617 (1999).	Hartmut Lehmann, Jonathan Wadsworth, and Alessandro Acquisti	October 1997
No. 102: Social Networks in Transition	Lorena Barberia, Simon Johnson, and Daniel Kaufmann	October 1997
No. 101: Depreciation and Russian Corporate Finance: A Pragmatic Approach to Surviving the Transition	Susan J. Linz	November 1997
No. 100: Romanian Financial System Reform	Anna Meyendorff and Anjan V. Thakor	November 1997

Working Papers are available at:
www.wdi.bus.umich.edu



THE WILLIAM DAVIDSON INSTITUTE
AT THE UNIVERSITY OF MICHIGAN BUSINESS SCHOOL

No. 99: Proceedings of the Conference on Strategic Alliances in Transitional Economies, held May 20, 1997 at the Davidson Institute	Edited by Cynthia Koch	May 1997
No. 98: Institutions, Strain and the Underground Economy	Daniel Daianu and Lucian Albu	November 1997
No. 97: Structure and Strain in Explaining Inter-Enterprise Arrears	Daniel Daianu	November 1997
No. 96: Resource Misallocation and Strain: Explaining Shocks in Post-Command Economies	Daniel Daianu	November 1997
No. 95: Published in: Finance-a-Uver, "Czech Money Market: Emerging Links Among Interest Rates." 48(2) 1998 pp. 99-109.	Jan Hanousek and Evzen Kocenda	November 1997
No. 94: Pre-Reform Industry and the State Monopsony in China	Xiao-Yuan Dong and Louis Putterman	October 1997
No. 93: China's State-Owned Enterprises In the First Reform Decade: An Analysis of a Declining Monopsony	Xiao-Yuan Dong and Louis Putterman	October 1997
No. 92: Expatriate Management in the Czech Republic	Richard B. Peterson	September 1997
No. 91: China and the Idea of Economic Reform	Thomas G. Rawski	April 1997
No. 90 Published in: China Economic Review, "China's State Enterprise Reform: An Overseas Perspective." Vol. 8, Spring 1997, pp. 89-98.	Thomas G. Rawski	July 1997
No. 89: The Economic Determinants of Internal Migration Flows in Russia During Transition	Annette N. Brown	July 1997
No. 88: Gender Wage Gaps in China's Labor Market: Size, Structure, Trends	Margaret Maurer-Fazio, Thomas G. Rawski, and Wei Zhang	July 1997
No. 87: Privatisation in Central and Eastern Europe	Saul Estrin	June 1997
No. 86: Published in : Economics of Transition, "The Effect of Privatization on Wealth Distribution in Russia." v. 7, no. 2, 1999, pp. 449-65	Michael Alexeev	February 1998
No. 85: Was Privatization in Eastern Germany a Special Case? Some Lessons from the Treuhand	Uwe Siegmund	September 1997
No. 84: Start-ups and Transition	Daniel M. Berkowitz and David J. Cooper	September 1997
No. 83: Which Enterprises (Believe They) Have Soft Budgets after Mass Privatization? Evidence from Mongolia	James Anderson, Georges Korsun, and Peter Murrell	October 1997
No. 82: Published in: European Economic Review, "Unemployment Dynamics and the Restructuring of the Slovak Unemployment Benefit System." April, 1997.	Martina Lubyova and Jan C. van Ours	June 1997
No. 81: Determinants of Unemployment Duration in Russia	Mark C. Foley	August 1997
No. 80: The Many Faces of Information Disclosure	Arnoud W.A. Boot and Anjan V. Thakor	October 1997

Working Papers are available at:
www.wdi.bus.umich.edu


THE WILLIAM DAVIDSON INSTITUTE
 AT THE UNIVERSITY OF MICHIGAN BUSINESS SCHOOL

No. 79: Published in: Journal of Finance, "Foreign Speculators and Emerging Equity Markets."v.22, iss. 2, 2000, pp. 565-613	Geert Bekaert and Campbell R. Harvey	August 1997
No. 78: The Relationship Between Economic Factors and Equity Markets in Central Europe	Jan Hanousek and Randall K. Filer	June 1997
No. 77 Published in: Economics of Transition, "A Gini Decomposition Analysis of Inequality in the Czech and Slovak Republics During the Transition," Vol. 6, No.1, May 1998, pp. 23-46.	Thesia I. Garner and Katherine Terrell	May 1998
No. 76: China's Emerging Market for Property Rights: Theoretical and Empirical Perspectives	Gary H. Jefferson and Thomas G. Rawski	June 1997
No. 75b: Test of Permanent Income Hypothesis on Czech Voucher Privatization	Jan Hanousek and Zdenek Tima	October 1997
No. 74: Determinants of Performance of Manufacturing Firms in Seven European Transition Economies	Stijn Claessens, Simeon Djankov, and Gerhard Pohl	February 1997
No. 73 Published in: Economics of Transition, "The Restructuring of Large Firms in Slovak Republic." Vol. 6, No. 1, May 1998, pp. 67-85	Simeon Djankov and Gerhard Pohl	May 1998
No. 72: Law, Relationships, and Private Enforcement: Transactional Strategies of Russian Enterprises	Kathryn Hendley, Peter Murrell, and Randi Ryterman	November 1998
No. 71: Giving Credit Where Credit Is Due: The Changing Role of Rural Financial Institutions in China	Albert Park, Loren Brandt, and John Giles	March 1997
No. 70: Privatization Versus Competition: Changing Enterprise Behavior in Russia	John S. Earle and Saul Estrin	Spring 1997
No. 69: Russian Managers under Storm: Explicit Reality and Implicit Leadership Theories (A Pilot Exploration)	Igor Gurkov	October 1998
No. 68: The Political Economy of Central-Local Relations in China: Inflation and Investment Controls During the Reform Era	Yasheng Huang	Spring 1997
No. 67: Between Two Coordination Failures: Automotive Industrial Policy in China with a Comparison to Korea	Yasheng Huang	Spring 1997
No. 66 Published in: Post-Soviet Geography and Economics, "Red Executives in Russia's Transition Economy." Vol. 27, No. 10, November 1996, pp. 633-651.	Susan J. Linz	January 1997
No. 65 Published in: Industrial and Corporate Change, "On the Sequencing of Privatization in Transition Economies." Vol. 7, No. 1, 1998.	Gautam Ahuja and Sumit K. Majumdar	April 1997
No. 64: Published in: Journal of Law and Economics, "Foreign Ownership and Profitability: Property Rights, Control and the Performance of Firms in Indian Industry" 42(1), April 1999, pp. 209-38.	Pradeep K. Chhibber and Sumit K. Majumdar	April 1997

Working Papers are available at:
www.wdi.bus.umich.edu


THE WILLIAM DAVIDSON INSTITUTE
 AT THE UNIVERSITY OF MICHIGAN BUSINESS SCHOOL

No. 63: How Taxing Is Corruption on International Investors?	Shang-Jin Wei	February 1997
No. 62: What Can We Learn from the Experience of Transitional Economies with Labour Market Policies?	Tito Boeri	1997
No. 61: Published in: Accounting Organizations and Society, "Economic Transition, Strategy and the Evolution of Management Accounting Practices: The Case of India" 24(5,6), Jul/Aug 1999, pp. 379-412.	Shannon W. Anderson and William N. Lanen	April 1997
No. 60a: Enterprise Investment During the Transition: Evidence from Czech Panel Data	Lubomír Lizal and Jan Svejnar	December 1997
No. 59: Published in: Journal of Law, Economics, and Organization, "Institutional Environment, Community Government, and Corporate Governance: Understanding China's Township-Village Enterprises." 14(1), April 1998, pages 1-23	Jiahua Che and Yingyi Qian	April 1997
No. 58: From the Grabbing Hand to the Helping Hand	Jiahua Che	June 2000
No. 57: Published in: Brookings Papers on Economic Activity, "The Unofficial Economy in Transition." 1: 1998.	Simon Johnson, Daniel Kaufmann, and Andrei Schleifer	June 1997
No. 56: Taxes and Government Incentives: Eastern Europe vs. China	Roger H. Gordon and David D. Li	April 1997
No. 55: Corruption and Reform	Susanto Basu and David Li	June 1996
No. 54: Decentralization and the Macroeconomic Consequences of Commitment to State-Owned Firms	Loren Brandt and Xiaodong Zhu	June 1997
No. 53: Published in: The International Journal of Industrial Organization, "Competitive Shocks and Industrial Structure: The Case of Polish Manufacturing." August, 1999.	Pankaj Ghemawat and Robert E. Kennedy	May 1997
No. 52: Published in: The Quarterly Journal of Economics, "Insecure Property Rights and Government Ownership of Firms." May, 1998.	Jiahua Che and Yingyi Qian	May 1997
No. 51: Incentives, Scale Economies, and Organizational Form	Eric Maskin, Yingyi Qian, and Chenggang Xu	May 1997
No. 50: Published in: Post-Soviet-Affairs, "End of the Tunnel? The Effects of Financial Stabilization in Russia" April-June 1997, pages 105-33	Barry W. Ickes, Peter Murrell, and Randi Ryterman	March 1997
No. 49: The Evolution of Bank Credit Quality in Transition: Theory and Evidence from Romania	Enrico C. Perotti and Octavian Carare	October 1996
No. 48: Where Do the Leaders Trade? Information Revelation and Interactions Between the Segments of Czech Capital Markets	Jan Hanousek and Libor Nemecek	May 1997
No. 47: Firms' Heterogeneity in Transition:	Irena Grosfeld and Jean-François Nivet	May 1997

Working Papers are available at:
www.wdi.bus.umich.edu


THE WILLIAM DAVIDSON INSTITUTE
 AT THE UNIVERSITY OF MICHIGAN BUSINESS SCHOOL

Evidence from a Polish Panel Data Set		
No. 46: Strategic Creditor Passivity, Regulation, and Bank Bailouts	Janet Mitchell	May 1997
No. 45a: Published in: Journal of Public Economics, "Tax Rights in Transition Economies: A Tragedy of the Commons." 76, 2000, pp. 369-397	Daniel M. Berkowitz and Wei Li	September 1997
No. 44a: The Information Content of Stock Markets: Why do Emerging Markets have Synchronous Stock Price Movements? (forthcoming in the Journal of Financial Economics).	Randall Morck, Bernard Yeung, and Wayne Yu	February 1999
No. 43: Agency in Project Screening and Termination Decisions: Why Is Good Money Thrown After Bad?	Chong-en Bai and Yijiang Wang	May 1997
No. 42: Published in: Economics of Transition, "Channels of Redistribution: Inequality and Poverty in the Russian Transition." Vol. 7 (2) 1999.	Simon Commander, Andrei Tolstopiatenko, and Ruslan Yemtsov	May 1997
No. 41: Published in: Economics of Transition, "Labour Market Characteristics and Profitability: Econometric Analysis of Hungarian Exporting Firms, 1986-1995" 6(1), May 1998, pages 145-62	László Halpern and Gabor Korosi	May 1997
No. 40: Published in: the Harvard Law Review, "The Tragedy of the Anticommons: Property in the Transition from Marx to Markets." January 1998.	Michael Heller	February 1997
No. 39: Privatization and Managerial Efficiency	Olivier Debande and Guido Friebel	May 1997
No. 38 Published in: The Quarterly Journal of Economics, "Disorganization." Vol. 112, No. 4, November 1997, pp. 1091-1126.	Olivier Blanchard and Michael Kremer	January 1997
No. 37: Published in: Economics of Transition, "Transition and the Output Fall." 7(1), 1999, pages 1-28.	Gérard Roland and Thierry Verdier	March 1997
No. 36: Restructuring an Industry During Transition: A Two-Period Model	Richard Ericson	September 1996
No. 34: The East-West Joint Venture: BC Torsion Case Study	Sonia Ferencikova and Vern Terpstra	December 1998
No. 33 Published in: Journal of Comparative Economics, "Quantifying Price Liberalization in Russia." Vol. 26, No. 4, December 1998, pp. 735-737.	Daniel Berkowitz, David DeJong, and Steven Husted	December 1998
No. 32: What Can North Korea Learn from China's Market Reforms?	John McMillan	September 1996
No. 31: Published in : China-Economic-Review, "Towards a Model of China as a Partially Reformed Developing Economy Under a Semifederalist Government." , 9(1), Spring 1998, pages 1-23.	Yijiang Wang and Chun Chang	March 1997
No. 30: Convergence in Output in Transition	Saul Estrin and Giovanni Urga	February 1997

Working Papers are available at:
www.wdi.bus.umich.edu



THE WILLIAM DAVIDSON INSTITUTE
AT THE UNIVERSITY OF MICHIGAN BUSINESS SCHOOL

Economies: Central and Eastern Europe, 1970-1995		
No. 29: Published in: Economics of Transition, "Altered Band and Exchange Volatility." Volume 6, no. 1, 1998, 173-181.	Evzen Kocenda	March 1997
No. 28: Published in: Quarterly Journal of Economics, "Public Versus Private Ownership of Firms: Evidence from Rural China." Volume 113, no. 3, August 1998, 773-808.	Hehui Jin and Yingyi Qian	January 1997
No. 27: East-West Joint Ventures in a Transitional Economy: The Case of Slovakia	Sonia Ferencikova	March 1997
No. 26: Published in Economic Analysis "Behavior of a Slovenian Firm in Transition" Vol. 1, no. 1, 1998, 57-73.	Janez Prasnikar	February 1997
No. 25: Cultural Encounters and Claims to Expertise in Postcommunist Capitalism	Michael D. Kennedy	February 1997
No. 24: ZVU a.s.: Investment Funds on the Board of Directors of an Engineering Giant	Tory Wolff	August 1995
No. 23: The Role of Investment Funds in the Czech Republic (joint publication with Czech Management Center)	Dusan Triska	June 1996
No. 22: Czech Investment Fund Industry: Development and Behaviour (joint publication with Czech Management Center)	Richard Podpiera	May 1996
No. 21: Restructuring of Czech Firms: An Example of Gama, a.s. (joint publication with Czech Management Center)	Antonin Bulin	June 1996
No. 20: YSE Funds: A Story of Czech Investment Funds (joint publication with Czech Management Center)	Michal Otradovec	November 1995
No. 19: První Investicni a.s., The First Investment Corporation (joint publication with Czech Management Center)	Jaroslav Jirasek	August 1995
No. 18: PPF a.s., The First Private Investment Fund (joint publication with Czech Management Center)	Michal Otradovec	November 1995
No. 17 Published in: Post-Soviet Geography and Economics, "Russia's Managers in Transition: Pilferers or Paladins?" Vol. 37, o.7 (September 1996), pp. 397-426.	Susan J. Linz and Gary Krueger	November 1996
No. 16: Banks in Transition—Investment Opportunities in Central Europe and Russia Edited Transcript from 31 May 1996 Conference in New York City	With commentary and edited by Anna Meyendorff	January 1997
No. 15: Marketing in Transitional Economies: Edited Transcript & Papers from 1 April 1996 Conference in Ann Arbor, Michigan	Compiled by The Davidson Institute	December 1996
No. 14: Pensions in the Former Soviet Bloc: Problems and Solutions. Published by Council on Foreign Relations. "The Coming Global Pension Crisis" New York, 1997	Jan Svejnar	November 1996
No. 13: Enterprise Restructuring and	Lubomir Lizal, Miroslav Singer, and Jan	December 1996

Working Papers are available at:
www.wdi.bus.umich.edu



THE WILLIAM DAVIDSON INSTITUTE
AT THE UNIVERSITY OF MICHIGAN BUSINESS SCHOOL

Performance in the Transition. Forthcoming in Financial Systems in Transition: The Design of Financial Systems in Central Europe eds. Anna Meyendorff and Anjan Thakor.	Svejnar	
No. 12 Published in: Journal of International Marketing, "Executive Insights: Marketing Issues and Challenges in Transitional Economies." Vol. 5, No. 4, 1997, pp. 95-114. Also published in: Marketing Issues in Transitional Economies ed. Rajeev Batra.	Rajeev Batra	April 1997
No. 11: Worker Trust and System Vulnerability in the Transition from Socialism to Capitalism	Andrew Schotter	August 1996
No. 10 Published in: Comparative Economic Studies, "Russian Firms in Transition: Champions, Challengers, and Chaff." Vol. 39, No.2, Summer 1997, pp. 1-36.	Susan J. Linz	July 1996
No. 9: Corporate Debt Crisis and Bankruptcy Law During the Transition: The Case of China	David D. Li and Shan Li	December 1995
No. 8 Published in: Journal of Comparative Economics, "A Theory of Ambiguous Property Rights in Transition Economies: The Case of the Chinese Non-State Sector." Vol. 23, No. 1, August 1996, pp. 1-19.	David D. Li	June 1996
No. 7: The Foreign Economic Contract Law of China: Cases and Analysis	Dong-lai Li	June 1993
No. 3: Bank Privatization in Hungary and the Magyar Kulkereskedelmi Bank Transaction	Roger Kormendi and Karen Schnatterly	May 1996
Replacing Nos. 1-2 & 4-6: Journal of Comparative Economics Symposium on "Bank Privatization in Central Europe and Russia." Vol. 25, No. 1, August 1997.	No. 1 "Bank Privatization in Transitional Economies" by Roger Kormendi and Edward Snyder. No. 2 "Transactional Structures of Bank Privatizations in Central Europe and Russia" by Anna Meyendorff and Edward A. Snyder. No. 4 "Bank Privatization in Poland: The Case of Bank Slaski" by Jeffery Abarbaness and John Bonin. No. 5 "Bank Privatization in Post-Communist Russia: The Case of Zhilsotsbank" by Jeffery Abarbanell and Anna Meyendorff and No. 6 "The Czech Republic's Commercial Bank: Komerčni Banka" by Edward A. Snyder and Roger C. Kormendi.	August 1997