

OCCASIONAL PAPERS OF THE MUSEUM OF  
ZOOLOGY

UNIVERSITY OF MICHIGAN

ANN ARBOR, MICHIGAN

UNIVERSITY OF MICHIGAN PRESS

## A NEW NOCTUID FROM MICHIGAN\*

BY SHERMAN MOORE AND GEORGE W. RAWSON

DURING the course of several years of study of the Lepidoptera on the Edwin S. George Reserve, a natural area of some twelve hundred acres administered by the Museum of Zoology of the University of Michigan near Pinckney, Michigan, twenty-eight specimens of a new species of Noctuidae were taken. The form is named and described as follows:

*Monodes georgei*, new species

(Plate I)

Proboscis fully developed; eyes large, round, naked, without lashes; palpi upturned, second segment to about middle of frons, the third upturned, moderate; antennae minutely serrate and bristled in the male, simple in the female; frons smooth; thorax clothed with scales with metathoracic crests; abdomen with dorsal crest at base only; tibiae without spines or claws. Forewing with areole, vein 5 from below middle of discocellulars, 8 and 9 stalked from end of areole. Hind wing with vein 5 weak, from middle of discocellulars, parallel with vein 4.

Forewing.—Basal area light reddish brown, medial area black, postmedial area gray with reddish brown shadings. Sub-basal line indicated, much curved; antemedial line white,

\* A contribution from the Edwin S. George Reserve.

MAILED  
JAN 9 1939

oblique from costa, incurved to vein 1, then outcurved to margin about  $2/5$  from base, cutting off a triangular patch of the median black area, which on the inner margin extends nearly to the base of the wing; claviform oval, ringed with black; orbicular slightly lighter than the black ground, small, round, ringed with deeper black; postmedial line white, bent out over reniform, angled out on vein 4, nearly upright below; reniform oval, oblique, white, with small dark central mark, separated from the postmedial line by a variably distinct narrow black shade which joins the medial black area below; subterminal line white, irregular, scarcely traceable; a series of dark subterminal marks, some of which are produced to streaks tending to form triangular shades below apex and in submedian fold.

Hind wing.—Fuscous, the fringes tipped with grayish white. Underside fuscous with diffuse shadings due to a mixture of dark and light scales. Expands 22 mm.

Twenty-one males and seven females have been examined. The females are similar to the males, and the variation among the specimens is slight, being confined largely to the amount of shading in the postmedial area. The specimens were all taken at light. The specimens were collected between May 7 and July 11.

The species has been named in honor of Colonel Edwin S. George, whose lifelong appreciation of the study of natural history led to his presentation of the Edwin S. George Reserve to the University of Michigan and whose keen interest in the outdoor laboratory has contributed much to its successful studies.

TYPES.—Holotype, male; Edwin S. George Reserve, Livingston County, Michigan; May 16, 1936; collected by Sherman Moore; field number 173. Allotype, female, same data, U.M.M.Z.; with nine paratypes. Other paratypes are in the collection of the U. S. National Museum and in the collections of Walter C. Stinson and the authors.

The authors are indebted to Dr. J. F. G. Clarke of the National Museum for the generic reference.

*A New Noctuid from Michigan*

PLATE I

*Monodes georgei*

- FIG. 1. Venation of right hind wing of paratype.  
FIG. 2. Venation of right forewing of paratype.  
FIG. 3. Genitalia of male paratype.  
FIG. 4. Photograph, actual size, of ~~para~~types.  
FIG. 5. Section of male antenna. Camera lucida drawing.  $\times 100$ .



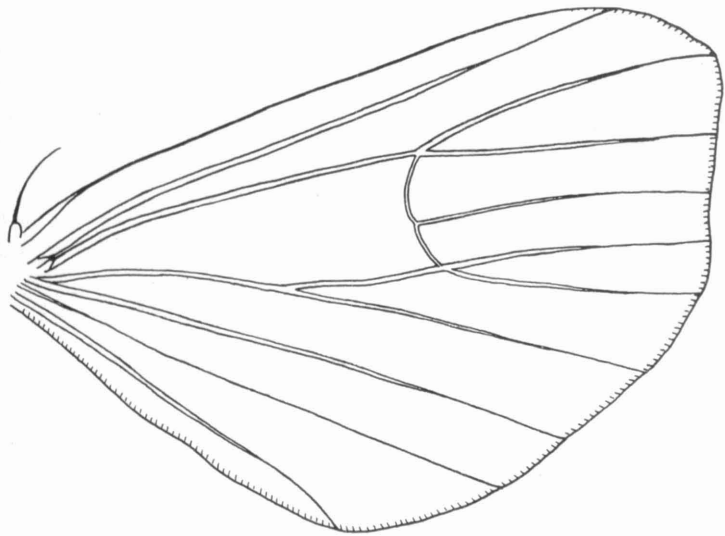


FIG. 1



FIG. 4

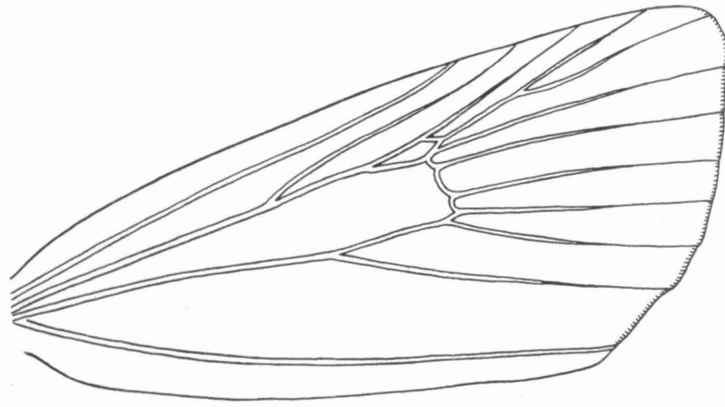
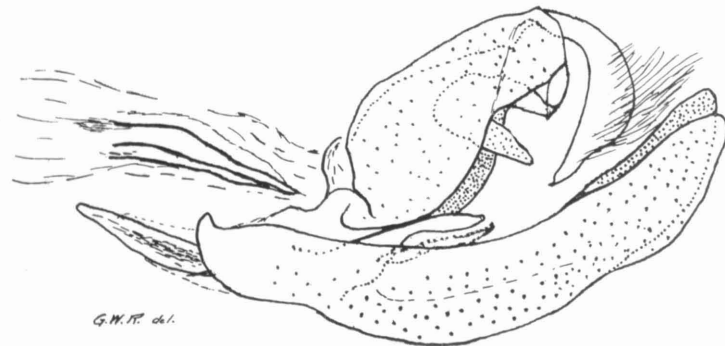


FIG. 2



FIG. 5



G. W. R. del.

FIG. 3

