

# **TRUCKS INVOLVED IN FATAL ACCIDENTS CODEBOOK 2007**

---

**LINDA JAROSI  
DANIEL HERSHBERGER  
LESLIE PETTIS  
JOHN WOODROOFFE**

**CENTER FOR NATIONAL TRUCK AND BUS STATISTICS**





**TRUCKS INVOLVED IN FATAL ACCIDENTS CODEBOOK 2007  
(Version November 18, 2009)**

**Linda Jarossi**

**Daniel Hershberger**

**Leslie Pettis**

**John Woodrooffe**

**Center for National Truck and Bus Statistics**

**University of Michigan Transportation Research Institute**

**November 2009**

The research reported herein was conducted under general research funds provided by the Federal Motor Carrier Safety Administration. The opinions, findings, and conclusions expressed in this publication are those of the authors and not necessarily those of the U.S. Department of Transportation or the Federal Motor Carrier Safety Administration.

**Technical Report Documentation Page**

1. Report No. <b>UMTRI-2009-41</b>		2. Government Accession No.		3. Recipient's Catalog No.	
4. Title and Subtitle <b>Trucks Involved in Fatal Accidents Codebook 2007 (Version November 18, 2009)</b>				5. Report Date <b>November 2009</b>	
				6. Performing Organization Code	
7. Authors <b>Linda Jarossi, Daniel Hershberger, Leslie Pettis, and John Woodrooffe</b>				8. Performing Organization Report No. <b>UMTRI-2009-41</b>	
9. Performing Organization Name and Address <b>University of Michigan Transportation Research Institute 2901 Baxter Road Ann Arbor, MI 48109-2150</b>				10. Work Unit No.  <b>052701</b>	
				11. Contract or Grant No. <b>DTMC75-06-H-00003</b>	
12. Sponsoring Agency Name and Address <b>U.S. Department of Transportation Federal Motor Carrier Safety Administration 400 Seventh Street, S.W. Washington, D.C. 20590</b>				13. Type of Report and Period Covered <b>Special Report Task A</b>	
				14. Sponsoring Agency Code	
15. Supplementary Notes					
16. Abstract  <p>This report provides documentation for UMTRI's file of Trucks Involved in Fatal Accidents (TIFA), 2007, including distributions of the code values for each variable in the file. The 2007 TIFA file is a census of all medium and heavy trucks involved in a fatal accident in the United States. The TIFA database provides coverage of all medium and heavy trucks recorded in the Fatality Analysis Reporting System (FARS) file. TIFA combines vehicle, accident, and occupant records from FARS with information about the physical configuration and operating authority of the truck from the TIFA survey.</p>					
17. Key Words <b>Medium trucks, heavy trucks, fatal accident data</b>			18. Distribution Statement <b>Unlimited</b>		
19. Security Classification (of this report) <b>Unclassified</b>		20. Security Classification (of this page) <b>Unclassified</b>		21. No. of Pages <b>154</b>	22. Price

## Acknowledgments

The data documented in this report are the product of the dedicated efforts of many people. The project originated under the direction of Ken Campbell and Oliver Carsten. Daniel Blower directs the project currently. Robert Allen, Robert Pichler, and many interviewers made the accuracy of the data a matter of personal pride. The project would not have been possible without the willing cooperation of thousands of truck owners, operators, and police officers across the country.

The TIFA survey is conducted by the Center for National Truck and Bus Statistics at the University of Michigan Transportation Research Institute with support from the Federal Motor Carrier Safety Administration. The National Highway Traffic Safety Administration's National Center for Statistics and Analysis and FARS analysts in the states provided assistance in acquiring police reports from the respective states. We are sincerely grateful for their efforts.

## INTRODUCTION

### Overview

This report documents the November 18, 2009 version of the Trucks Involved in Fatal Accidents (TIFA) 2007 dataset. The report summarizes all the information in the computerized data file. The 2007 TIFA file contains records for all the medium and heavy trucks that were involved in a fatal accident in all 50 of the United States and the District of Columbia during calendar year 2007. Trucks with a gross vehicle weight rating of 10,000 pounds or less, primarily pickups, are excluded as nonsample, as are emergency vehicles and other non-trucks. All the vehicles described are from Version 02Jul09 of the Fatality Analysis Reporting System (FARS) file for 2007 accidents, developed by the National Highway Traffic Safety Administration (NHTSA).

The 2007 TIFA file is a census file, which means there is one record for each of the 5,049 medium and heavy trucks involved in a fatal accident in 2007. The codebook presents frequencies for the FARS variables and the TIFA survey variables for the actual number of cases in the file.

Missing data rates for TIFA survey variables are generally low. The range of missing data values is illustrated by the following examples. Cab style (variable 1003) could not be determined for 29 (0.6%) of the 5,049 cases. Vehicle configuration (variable 1048) is unknown for only 12 (0.2%) cases. Gross vehicle weight rating (variable 1050) could not be determined for 53 (1.0%) cases and hours driving (variable 1062) is unknown for 1,200 (23.8%) cases.

Trucks that were not in-transport at the time of the crash are included in this codebook in the Vehicles Not In-Transport (VNIT) section. (The data for the VNIT section are kept in a separate data file.) While we have tried to make variable numbering consistent from year to year, we have no control over changes made to the FARS variables. Thus, variable numbers and code values in the 2007 TIFA file are not fully consistent with the files for 1980 through 2006. Accordingly, the 2007 codebook should not be used as a guide to the earlier datasets.

The dataset includes virtually all the variables from the public version of the FARS file: the accident variables, the vehicle variables (for the truck), and the occupant variables (for the driver of the truck). A few cases had no occupant record because the vehicle was not occupied at the time of the accident. These cases have been padded with the appropriate missing data codes. All variables are at the vehicle level; that is, there is one record for each truck involved. In addition to the variables from FARS (variables 1 through 363), there is a set of variables (numbers 1001 through 1112) that contains the information from the TIFA survey form. The bulk of this information is produced by telephone interviews with the driver, owner, or some other involved party. Some of this information is transcribed from police reports collected from the states.

While the FARS file includes much information on the accident environment and events, information on the vehicles involved, particularly trucks, is limited. Details about the physical configuration of the trucks involved are supplied by the TIFA survey. (The survey form is reproduced in the appendix of this codebook.) The TIFA survey collects a detailed physical description of the truck. These data include the cab style of the power unit; gross vehicle weight

rating and gross combination weight rating; trailer type, cargo body style and cargo type; and the company type and operating authority of the operator of the vehicle. The combination of the FARS accident level variables with the physical detail of the TIFA survey produces the most detailed account of fatal truck accidents available.

### Sources of Information

The first step in the acquisition of the data to supplement FARS was to obtain, from the states, copies of the police reports on all fatal accidents involving at least one truck. While the format of these reports varies considerably from state to state, they all include the identities of the owner and the driver of the vehicles involved (though some states remove this information) and a description, sometimes very brief, of what occurred. These police reports were subsequently used in identifying the appropriate respondent to contact and in checking responses for accuracy.

Information was collected primarily by telephone interviews. The person or company contacted was, when possible, the owner of the vehicle as listed in the police report. If no contact could be made with the owner, an attempt was made to reach the driver. If neither the owner nor the driver could be reached, as much information as possible was collected from other parties, such as the police officer who investigated the accident or the tow truck operator if the vehicle was towed from the scene. Finally, if no knowledgeable respondent could be found, as much information as possible was coded from the police report. For these cases, variable 1063, which documents whether an interview was conducted, is coded "no," and variable 1064, police report, is coded "yes."

Editors carefully checked each completed interview. All modifications to the survey responses received from an interview are indicated in variables 1066 through 1075. Imputations made by the editors to fill in missing data elements are also indicated there. The numbers coded in these variables are the question numbers on the interview form (see appendix). Thus a "17" in variable 1067 indicates that the second item corrected or derived for that particular case was the response to question 17 on the interview form. There is no particular pattern to the order in which such modifications are indicated. Derivations were made when the editor was able to deduce a piece of information to fill in something missing on the interview form. For example, the type of operating authority was sometimes deduced from the name of the vehicle's owner and their business type.

### Number of Cases

Version 02Jul09 of the 2007 FARS file lists 5,131 vehicles (excluding fire trucks) involved in fatal accidents in the United States, that were identified as possible medium or heavy trucks. However, some of the selected vehicles were subsequently found to be light, rather than medium or heavy, trucks, and twelve cases were buses. In particular, a number of vehicles coded by FARS as trucks turned out to be pickups, emergency vehicles, or other light vehicles. Also, vehicles that did not conform to the rules for inclusion in FARS were designated nonsample. These included vehicles parked off the roadway (e.g., on the shoulder) or legally parked at the side of the road, or cases in which the fatality occurred prior to the crash (e.g., heart attacks). Altogether 82 cases were determined to be nonsample. Subtracting those 82 from the FARS file total of 5,131 cases leaves 5,049, which is the number of trucks involved in fatal accidents in 2007.



### Format of Codebook

The main body of the codebook provides frequency distributions of all variables and code levels in the TIFA 2007 data file (Motor Vehicles In-Transport). The VNIT section of the codebook documents the additional set of Survey variables collected for Motor Vehicles Not In-Transport (226 cases). For each variable, the codebook provides information about the variable, name, format, and type. “Variable” (such as V19) is the name of the variable in the SAS data file. “Name” (e.g. Route Signing) is the descriptive title corresponding to the FARS or TIFA variable. “Format” refers to the name of the SAS format that provides labels for specific code levels of the variable. “Type” describes the storage type of the variable. Data are stored either as Numeric or Char (character) data. “Length” is the SAS storage length in bytes for the variable.

### Obtaining Information from the Dataset

This report provides counts and distributions of the code values for each variable in the file. These tabulations are useful for understanding the variables available in the file, the completeness of the data, and the number of cases with any specific code value.

Many research questions require more detailed cross-classification of the data. In general, different types of trucks are used differently. In comparing the accident experience of straight trucks with that of tractor–semitrailers, for example, one might wish to examine the distributions of trip type and carrier type. While this dataset is not made available to the public by UMTRI, the staff of the Center for National Truck and Bus Statistics at UMTRI will be pleased to make the appropriate runs for outside users. Requests for consultation on and analysis of the data are welcome and may be addressed to Daniel Blower at (734) 764–0248. Finally, while every effort has been made to check the accuracy of the data, the file may contain errors not yet detected.



TRUCKS INVOLVED IN FATAL ACCIDENTS, 2007  
FARS ACCIDENT VARIABLES

<u>Variable Number</u>	<u>Variable Name</u>	<u>Page Number</u>
v1	CASE STATE .....	1
v2	CASE NUMBER.....	2
v7	CITY .....	2
v8	COUNTY .....	3
v9	ACCIDENT DATE - MONTH.....	3
v10	ACCIDENT DATE - DAY.....	3
v11	ACCIDENT DATE - YEAR.....	4
v12	ACCIDENT TIME - HOUR .....	4
v13	ACCIDENT TIME - MINUTE .....	5
v14	NUMBER OF VEHICLE FORMS - MVIT .....	5
v14B	VEHICLE FORMS SUBMITTED – ALL .....	5
v15	NUMBER OF PERSON FORMS .....	6
v16	LAND USE .....	7
v17	NATIONAL HIGHWAY SYSTEM .....	7
v18	ROADWAY FUNCTION CLASS .....	8
v19	ROUTE SIGNING .....	8
v20	TRAFFICWAY IDENTIFIER #1.....	9
v20_2	TRAFFICWAY IDENTIFIER #2.....	9
v21	MILEPOINT .....	9
v22	SPECIAL JURISDICTION.....	9
v23	FIRST HARMFUL EVENT .....	10
v24	MANNER OF COLLISION .....	13
v25	RELATION TO JUNCTION.....	13
v26	RELATION TO ROADWAY .....	14
v27	TRAFFICWAY FLOW .....	14
v28	NUMBER OF TRAVEL LANES.....	15
v29	SPEED LIMIT.....	15
v30	ROADWAY ALIGNMENT.....	16
v31	ROADWAY PROFILE .....	16
v32	ROADWAY SURFACE TYPE.....	16
v33	ROADWAY SURFACE CONDITION.....	17
v34	TRAFFIC CONTROL DEVICE.....	17
v35	TRAFFIC CONT FUNCTIONING.....	19
v36	HIT AND RUN .....	19
v37	LIGHT CONDITION .....	19
v38	ATMOSPHERIC CONDITIONS .....	19
v39	CONSTRUCTION/MAINT ZONE.....	20
v40	EMS NOTIFIED - HOUR.....	20
v41	EMS NOTIFIED - MINUTE.....	21
v42	EMS ARRIVAL - HOUR .....	21
v43	EMS ARRIVAL - MINUTE .....	21
v46	SCHOOL BUS RELATED.....	22
v48	RAIL GRADE CROSSING ID .....	22
v49	NUMBER FATALITIES IN ACC .....	22
v50	DAY OF WEEK .....	23
v51	NUMBER DRINKING DRIVERS.....	23
v52	ACCIDENT DATE - JULIAN .....	23
v53	NUMBER UNINJURED IN ACC .....	23
v54	NUMBER C-INJURED IN ACC.....	24
v55	NUMBER B-INJURED IN ACC.....	24

TRUCKS INVOLVED IN FATAL ACCIDENTS, 2007  
FARS ACCIDENT VARIABLES

<u>Variable Number</u>	<u>Variable Name</u>	<u>Page Number</u>
v56	NUMBER A-INJURED IN ACC .....	25
v57	NUMBER K-INJURED IN ACC .....	25
v58	NUM UNK INJURED IN ACC .....	26
v59	ACC RELATED FACTORS #1.....	26
v60	ACC RELATED FACTORS #2.....	27
v61	ACC RELATED FACTORS #3.....	27
v62	ATMOSPHERIC CONDITIONS #1 .....	28
v63	ATMOSPHERIC CONDITIONS #2 .....	28
v71	LATITUDE .....	28
v72	LONGITUDE .....	29

TRUCKS INVOLVED IN FATAL ACCIDENTS, 2007  
FARS VEHICLE VARIABLES

<u>Variable Number</u>	<u>Variable Name</u>	<u>Page Number</u>
v104	VEHICLE NUMBER .....	31
v105	UNIT TYPE .....	32
v107	NUMBER OF OCCUPANTS .....	32
v108	VEHICLE MAKE .....	32
v109	VEHICLE MAKE-MODEL .....	33
v110	BODY TYPE .....	36
v111	MODEL YEAR .....	37
v112	VIN .....	38
v123	REGISTRATION STATE .....	38
v124	REGISTERED VEHICLE OWNER .....	40
v125	ROLLOVER .....	40
v126	JACKKNIFE .....	40
v127	TRAVEL SPEED .....	41
v129	VEHICLE TRAILERING .....	41
v130	VEHICLE CONFIGURATION .....	41
v131	NUMBER OF AXLES .....	42
v132	CARGO BODY TYPE .....	42
v133	SPECIAL USE .....	43
v134	EMERGENCY USE .....	43
v135	IMPACT POINT - INITIAL .....	44
v136	IMPACT POINT - PRINCIPAL .....	44
v137	EXTENT OF DEFORMATION .....	45
v138	VEHICLE ROLE .....	45
v139	MANNER OF LEAVING SCENE .....	45
v140	FIRE OCCURRENCE .....	46
v142	VEHICLE MANEUVER .....	46
v143	CRASH AVOIDANCE MANUEVER .....	46
v144	MOST HARMFUL EVENT .....	47
v145	NUMBER OF DEATHS IN VEH .....	50
v151	VIN TRUCK FUEL CODE .....	50
v152	VIN TRUCK WEIGHT CODE .....	51
v153	VIN TRUCK SERIES .....	51
v155	LENGTH OF VIN .....	51
v156	NUMBER UNINJURED IN VEH .....	51
v157	NUMBER C-INJURED IN VEH .....	52
v158	NUMBER B-INJURED IN VEH .....	52
v159	NUMBER A-INJURED IN VEH .....	52
v160	NUMBER K-INJURED IN VEH .....	53
v161	NUM UNK INJURED IN VEH .....	53
v162	VEH RELATED FACTORS #1 .....	53
v163	VEH RELATED FACTORS #2 .....	54
v164	UNDERRIDE/OVERRIDE .....	55
v170	MOTOR CARRIER ID .....	55
v171	BUS USE .....	56
v172	GVWR .....	56
v173	EVENT #1 .....	56
v174	EVENT #2 .....	58
v175	EVENT #3 .....	60
v176	EVENT #4 .....	61
v177	EVENT #5 .....	63
v178	EVENT #6 .....	64

TRUCKS INVOLVED IN FATAL ACCIDENTS, 2007  
FARS VEHICLE VARIABLES

<u>Variable Number</u>	<u>Variable Name</u>	<u>Page Number</u>
v179	HAZARDOUS MATERIAL CLASS NUMBER.....	65
v180	HAZARDOUS MATERIAL ID NUMBER .....	65
v181	HAZARDOUS MATERIAL INVOLVEMENT.....	65
v182	HAZARDOUS MATERIAL PLACARD .....	66
v183	HAZARDOUS MATERIAL RELEASED .....	66
v184	MCID ISSUING AUTHORITY .....	66
v185	MCID IDENTIFICATION NUMBER.....	66

TRUCKS INVOLVED IN FATAL ACCIDENTS, 2007  
FARS DRIVER VARIABLES

<u>Variable Number</u>	<u>Variable Name</u>	<u>Page Number</u>
v207	DRIVER PRESENCE.....	69
v208	DRIVER DRINKING.....	69
v209	LICENSE STATE.....	69
v210A	NON_CD_L LICENSE TYPE.....	71
v210B	NON-CDL LICENSE STATUS.....	71
v211	LICENSE CLASS COMPLIANCE.....	71
v212	CDL LICENSE STATUS.....	72
v213	LICENSE ENDORSEMENTS.....	72
v214	LICENSE RESTRICTIONS MET.....	72
v216	NUMBER OF PREV ACCIDENTS.....	73
v217	NUMBER PREV SUSPENSIONS.....	73
v218	NUMBER OF PREV DWI CONV.....	73
v219	NUM PREV SPEEDING CONV.....	74
v220	NUM PREV OTHER MV CONV.....	74
v221	LAST ACCIDENT - MONTH.....	75
v222	LAST ACCIDENT - YEAR.....	75
v223	FIRST ACCIDENT - MONTH.....	75
v224	FIRST ACCIDENT - YEAR.....	76
v227	DRIVER RELATED FACTORS #1.....	76
v228	DRIVER RELATED FACTORS #2.....	79
v229	DRIVER RELATED FACTORS #3.....	81
v230	DRIVER RELATED FACTORS #4.....	83
v231	VIOLATIONS CHARGED #1.....	84
v232	VIOLATIONS CHARGED#2.....	87
v233	VIOLATIONS CHARGED#3.....	88
v235	DRIVER HEIGHT (INCHES).....	89
v236	DRIVER WEIGHT.....	90

TRUCKS INVOLVED IN FATAL ACCIDENTS, 2007  
FARS DRIVER VARIABLES



TRUCKS INVOLVED IN FATAL ACCIDENTS, 2007  
FARS OCCUPANT VARIABLES

<u>Variable Number</u>	<u>Variable Name</u>	<u>Page Number</u>
v306	OCCUPANT NUMBER .....	91
v308	OCCUPANT AGE .....	91
v309	OCCUPANT SEX .....	93
v310	OCCUPANT TYPE .....	93
v311	OCC SEATING POSITION .....	93
v312	RESTRAINT SYSTEM USE .....	93
v313	AIR BAG AVAIL/FUNCTION .....	94
v314	OCCUPANT EJECTION .....	94
v315	EJECTION PATH .....	95
v316	OCCUPANT EXTRICATION .....	95
v321	DRUG INVOLVEMENT .....	95
v322	DRUG DETERMINATION .....	96
v323	DRUG TEST TYPE #1 .....	96
v324	DRUG TEST RESULTS #1 .....	96
v325	DRUG TEST TYPE #2 .....	97
v326	DRUG TEST RESULTS #2 .....	98
v327	DRUG TEST TYPE #3 .....	99
v328	DRUG TEST RESULTS #3 .....	99
v329	OCCUPANT INJURY SEVERITY .....	100
v330	OCC TAKEN TO HOSPITAL BY .....	100
v331	OCC DEATH DATE - MONTH .....	101
v332	OCC DEATH DATE - DAY .....	101
v333	OCC DEATH DATE - YEAR .....	101
v334	OCC DEATH TIME - HOURS .....	102
v335	OCC DEATH TIME - MINUTES .....	102
v336	LAG TIME ACC/DEATH - HRS .....	103
v342	OCC FATAL INJURY AT WORK .....	103
v345	OCC ALCOHOL INVOLVEMENT .....	103
v346	OCC METH ALC DETERMINAT .....	103
v347	ALCOHOL TEST TYPE .....	104
v348	OCC ALCOHOL TEST RESULT .....	104
v361	RACE .....	104
v362	HISPANIC ORIGIN .....	105
v363	OCC DEAD ON ARRIVAL .....	105

TRUCKS INVOLVED IN FATAL ACCIDENTS, 2007  
FARS OCCUPANT VARIABLES

TRUCKS INVOLVED IN FATAL ACCIDENTS, 2007  
SURVEY VARIABLES

<u>Variable Number</u>	<u>Variable Name</u>	<u>Page Number</u>
v1001	POWER UNIT MAKE.....	107
v1002	POWER UNIT YEAR.....	107
v1003	CAB STYLE.....	109
v1006	TRUCK MODEL.....	109
v1007	POWER UNIT TYPE.....	109
v1008	STRT TRUCK BODY STYLE.....	109
v1009	STRT TRUCK OTHER BODY.....	110
v1010	POWER UNIT NO. OF AXLES.....	110
v1015	POWER UNIT CARGO.....	111
v1017	1ST TRAILER TYPE.....	111
v1018	1ST TRAILER NO. OF AXLES.....	112
v1023	1ST TRAILER BODY.....	112
v1024	1ST TRAILER OTHER BODY.....	113
v1025	1ST TRAILER CARGO.....	113
v1027	2ND TRAILER TYPE.....	114
v1028	2ND TRAILER NO. OF AXLES.....	114
v1033	2ND TRAILER BODY.....	114
v1034	2ND TRAILER OTHER BODY.....	115
v1035	2ND TRAILER CARGO.....	115
v1037	3RD TRAILER TYPE.....	115
v1038	3RD TRAILER NO. OF AXLES.....	116
v1043	3RD TRAILER BODY.....	116
v1044	3RD TRAILER OTHER BODY.....	116
v1045	3RD TRAILER CARGO.....	116
v1047	VEHICLE CONFIGURATION.....	117
v1048	VEHICLE COMBINATION CODE.....	117
v1049	NO. OF TRAILERS.....	119
v1050	GROSS VEHICLE WEIGHT RATING.....	119
v1050C	GROSS COMBINATION WEIGHT RATING.....	119
v1055	SPECIFIC CARGO.....	120
v1056	CARGO SPILLAGE.....	120
v1057	AREA OF OPERATION.....	120
v1058	OPERATING AUTHORITY.....	120
v1059	ACCIDENT TYPE.....	121
v1061	TRIP TYPE.....	121
v1062	HOURS DRIVING.....	121
v1063	INTERVIEW CONDUCTED.....	122
v1064	POLICE REPORT.....	122
v1065	FAX/MAIL.....	122
v1066	1ST QUESTION DERIVED.....	123
v1067	2ND QUESTION DERIVED.....	123
v1068	3RD QUESTION DERIVED.....	123
v1069	4TH QUESTION DERIVED.....	123
v1070	5TH QUESTION DERIVED.....	124
v1071	6TH QUESTION DERIVED.....	124
v1072	7TH QUESTION DERIVED.....	124
v1073	8TH QUESTION DERIVED.....	124
v1074	9TH QUESTION DERIVED.....	124
v1075	10TH QUESTION DERIVED.....	124
v1091	HAZARDOUS MATERIALS PLACARD.....	125
v1092	HAZARDOUS MATERIALS CLASS.....	125

TRUCKS INVOLVED IN FATAL ACCIDENTS, 2007  
SURVEY VARIABLES

<u>Variable Number</u>	<u>Variable Name</u>	<u>Page Number</u>
v1093	HAZARDOUS PLACARD 4-DIGIT NUMBER.....	125
v1101	HEADWAY DETECTION/FORWARD CRASH WARNING.....	125
v1102	SIDE/OBJECT DETECTION .....	126
v1103	LANE DEPARTURE WARNING.....	126
v1104	ROLLOVER WARNING.....	126
v1105	ELECTRONIC STABILITY CONTROL.....	126
v1106	POWER UNIT TRACKING .....	127
v1107	TRAILER TRACKING .....	127
v1108	SPEED LIMITER .....	127
v1111	DRIVER COMPENSATION.....	127
v1112	DRIVER COMPENSATION OTHER .....	128

TRUCKS INVOLVED IN FATAL ACCIDENTS, 2007  
SURVEY VARIABLES – VEHICLES NOT IN-TRANSPORT

<u>Variable Number</u>	<u>Variable Name</u>	<u>Page Number</u>
v1007	POWER UNIT TYPE .....	131
v1017	1ST TRAILER TYPE.....	131
v1027	2ND TRAILER TYPE .....	131
v1037	3RD TRAILER TYPE .....	131
v1047	VEHICLE CONFIGURATION .....	132
v1048	VEHICLE COMBINATION CODE .....	132

TRUCKS INVOLVED IN FATAL ACCIDENTS, 2007  
SURVEY VARIABLES – VEHICLES NOT IN-TRANSPORT

## The ACCIDENT Variables

Variables 1 through 72 are the FARS variables that describe the accident.

Variable	Name	Format	Type	Length
v1	CASE STATE	FSTATES	Numeric	3

<u>N</u>	<u>Prcnt</u>	<u>Code</u>	<u>Label</u>
132	2.6	1	Alabama
7	0.1	2	Alaska
102	2.0	4	Arizona
116	2.3	5	Arkansas
421	8.3	6	California
89	1.8	8	Colorado
25	0.5	9	Connecticut
7	0.1	10	Delaware
2	0.0	11	District of Columbia
316	6.3	12	Florida
246	4.9	13	Georgia
3	0.1	15	Hawaii
28	0.6	16	Idaho
154	3.1	17	Illinois
155	3.1	18	Indiana
74	1.5	19	Iowa
79	1.6	20	Kansas
111	2.2	21	Kentucky
126	2.5	22	Louisiana
20	0.4	23	Maine
68	1.3	24	Maryland
30	0.6	25	Massachusetts
121	2.4	26	Michigan
79	1.6	27	Minnesota
73	1.4	28	Mississippi
152	3.0	29	Missouri
33	0.7	30	Montana
44	0.9	31	Nebraska
26	0.5	32	Nevada
13	0.3	33	New Hampshire
77	1.5	34	New Jersey
65	1.3	35	New Mexico
153	3.0	36	New York

TRUCKS INVOLVED IN FATAL ACCIDENTS, 2007  
FARS ACCIDENT VARIABLES

<u>N</u>	<u>Prcnt</u>	<u>Code</u>	<u>Label</u>
159	3.1	37	North Carolina
13	0.3	38	North Dakota
137	2.7	39	Ohio
115	2.3	40	Oklahoma
59	1.2	41	Oregon
224	4.4	42	Pennsylvania
6	0.1	44	Rhode Island
98	1.9	45	South Carolina
17	0.3	46	South Dakota
150	3.0	47	Tennessee
532	10.5	48	Texas
46	0.9	49	Utah
4	0.1	50	Vermont
112	2.2	51	Virginia
74	1.5	53	Washington
47	0.9	54	West Virginia
83	1.6	55	Wisconsin
26	0.5	56	Wyoming

Variable	Name	Format	Type	Length
v2	CASE NUMBER		Numeric	8

CASE NUMBER ASSIGNED WITHIN STATES

<u>N</u>	<u>Prcnt</u>	<u>Code</u>	<u>Label</u>
4	0.1	1	
		-	Case Number
33	0.7	3587	

Variable	Name	Format	Type	Length
v7	CITY		Numeric	4

CITY – GSA GEOGRAPHIC LOCATION CODE

<u>N</u>	<u>Prcnt</u>	<u>Code</u>	<u>Label</u>
3,158	62.5	0	Not applicable
1	0.0	3	
		-	GSA code
37	0.7	9997	Other
1	0.0	9999	Unknown



Variable	Name	Format	Type	Length
v8	COUNTY		Numeric	3

COUNTY – GSA GEOGRAPHIC LOCATION CODE

<u>N</u>	<u>Prcnt</u>	<u>Code</u>	<u>Label</u>
93	1.8	1	
		-	GSA Code
1	0.0	810	

Variable	Name	Format	Type	Length
v9	ACCIDENT DATE - MONTH	FACMONTH	Numeric	3

<u>N</u>	<u>Prcnt</u>	<u>Code</u>	<u>Label</u>
368	7.3	1	January
419	8.3	2	February
433	8.6	3	March
368	7.3	4	April
375	7.4	5	May
450	8.9	6	June
436	8.6	7	July
456	9.0	8	August
438	8.7	9	September
506	10.0	10	October
419	8.3	11	November
381	7.5	12	December

Variable	Name	Format	Type	Length
v10	ACCIDENT DATE - DAY		Numeric	3

<u>N</u>	<u>Prcnt</u>	<u>Code</u>	<u>Label</u>
168	3.3	1	
	.	-	Day of month
101	2.0	31	

TRUCKS INVOLVED IN FATAL ACCIDENTS, 2007  
FARS ACCIDENT VARIABLES

Variable	Name	Format	Type	Length
v11	ACCIDENT DATE - YEAR		Numeric	4

<u>N</u>	<u>Prcnt</u>	<u>Code</u>	<u>Label</u>
5,049	100.0	2007	2007

Variable	Name	Format	Type	Length
v12	ACCIDENT TIME - HOUR	FACHOUR	Numeric	3

<u>N</u>	<u>Prcnt</u>	<u>Code</u>	<u>Label</u>
117	2.3	0	12:01 am - 12:59 am
124	2.5	1	1:00 am - 1:59 am
161	3.2	2	2:00 am - 2:59 am
113	2.2	3	3:00 am - 3:59 am
136	2.7	4	4:00 am - 4:59 am
196	3.9	5	5:00 am - 5:59 am
257	5.1	6	6:00 am - 6:59 am
259	5.1	7	7:00 am - 7:59 am
241	4.8	8	8:00 am - 8:59 am
275	5.4	9	9:00 am - 9:59 am
294	5.8	10	10:00 am - 10:59 am
289	5.7	11	11:00 am - 11:59 am
316	6.3	12	12:00 pm - 12:59 pm
296	5.9	13	1:00 pm - 1:59 pm
313	6.2	14	2:00 pm - 2:59 pm
318	6.3	15	3:00 pm - 3:59 pm
247	4.9	16	4:00 pm - 4:59 pm
231	4.6	17	5:00 pm - 5:59 pm
179	3.5	18	6:00 pm - 6:59 pm
125	2.5	19	7:00 pm - 7:59 pm
150	3.0	20	8:00 pm - 8:59 pm
124	2.5	21	9:00 pm - 9:59 pm
159	3.1	22	10:00 pm - 10:59 pm
123	2.4	23	11:00 pm - 11:59 pm
0	0.0	24	12:00 midnight
6	0.1	99	Unknown

TRUCKS INVOLVED IN FATAL ACCIDENTS, 2007  
FARS ACCIDENT VARIABLES

Variable	Name	Format	Type	Length
v13	ACCIDENT TIME - MINUTE		Numeric	3

<u>N</u>	<u>Prcnt</u>	<u>Code</u>	<u>Label</u>
289	5.7	0	
		-	Minute
37	0.7	59	
12	0.2	99	Unknown

Variable	Name	Format	Type	Length
v14	NUMBER OF VEHICLE FORMS - MVIT	FVEHFORM	Numeric	8

NUMBER OF MOTOR VEHICLES IN-TRANSPORT INVOLVED IN ACCIDENT

<u>N</u>	<u>Prcnt</u>	<u>Code</u>	<u>Label</u>
942	18.7	1	1 vehicle
3,048	60.4	2	2 vehicles
635	12.6	3	3 vehicles
210	4.2	4	4 vehicles
59	1.2	5	5 vehicles
35	0.7	6	6 vehicles
10	0.2	7	7 vehicles
16	0.3	8	8 vehicles
16	0.3	9	9 vehicles
1	0.0	10	10 vehicles
1	0.0	11	11 vehicles
1	0.0	13	13 vehicles
7	0.1	14	14 vehicles
2	0.0	15	15 vehicles
14	0.3	23	23 vehicles
33	0.7	34	34 vehicles
2	0.0	35	35 vehicles
3	0.1	80	80 vehicles
14	0.3	92	92 vehicles

Variable	Name	Format	Type	Length
v14B	VEHICLE FORMS SUBMITTED – ALL	FVEHFORM	Numeric	3

<u>N</u>	<u>Prcnt</u>	<u>Code</u>	<u>Label</u>
894	17.7	1	1 vehicle

TRUCKS INVOLVED IN FATAL ACCIDENTS, 2007  
FARS ACCIDENT VARIABLES

<u>N</u>	<u>Prcnt</u>	<u>Code</u>	<u>Label</u>
3,047	60.3	2	2 vehicles
664	13.2	3	3 vehicles
213	4.2	4	4 vehicles
62	1.2	5	5 vehicles
41	0.8	6	6 vehicles
14	0.3	7	7 vehicles
17	0.3	8	8 vehicles
18	0.4	9	9 vehicles
1	0.0	10	10 vehicles
1	0.0	11	11 vehicles
1	0.0	13	13 vehicles
7	0.1	14	14 vehicles
2	0.0	15	15 vehicles
1	0.0	18	18 vehicles
14	0.3	23	23 vehicles
33	0.7	34	34 vehicles
2	0.0	35	35 vehicles
3	0.1	80	80 vehicles
14	0.3	92	92 vehicles

Variable	Name	Format	Type	Length
v15	NUMBER OF PERSON FORMS	FNUMPERS	Numeric	3

NUMBER OF PERSONS INVOLVED IN ACCIDENT

Does not include uninjured bus or railway trains occupants.

<u>N</u>	<u>Prcnt</u>	<u>Code</u>	<u>Label</u>
436	8.6	1	1 person
2,194	43.5	2	2 persons
1,119	22.2	3	3 persons
495	9.8	4	4 persons
338	6.7	5	5 persons
147	2.9	6	6 persons
85	1.7	7	7 persons
43	0.9	8	8 persons
43	0.9	9	9 persons
13	0.3	10	10 persons
17	0.3	11	11 persons
13	0.3	12	12 persons
16	0.3	13	13 persons

TRUCKS INVOLVED IN FATAL ACCIDENTS, 2007  
FARS ACCIDENT VARIABLES

<u>N</u>	<u>Prcnt</u>	<u>Code</u>	<u>Label</u>
5	0.1	14	14 persons
1	0.0	15	15 persons
1	0.0	16	16 persons
2	0.0	17	17 persons
2	0.0	18	18 persons
1	0.0	20	20 persons
7	0.1	21	21 persons
1	0.0	22	22 persons
1	0.0	25	25 persons
14	0.3	32	32 persons
2	0.0	34	34 persons
33	0.7	41	41 persons
1	0.0	49	49 persons
2	0.0	70	70 persons
14	0.3	145	145 persons
3	0.1	158	158 persons

Variable	Name	Format	Type	Length
v16	LAND USE	V16_F	Numeric	3

LAND USE – FHWA CLASSIFICATION

Recode of Roadway Function Class (v18)

<u>N</u>	<u>Prcnt</u>	<u>Code</u>	<u>Label</u>
1,822	36.1	1	Urban area
3,220	63.8	2	Rural area
7	0.1	9	Unknown

Variable	Name	Format	Type	Length
v17	NATIONAL HIGHWAY SYSTEM	FNHS94F	Numeric	3

National Highway System (NHS) includes the entire Interstate System, and consists of principal arterial system routes and some Strategic Highway Network connectors functionally classified below principal arterial.

<u>N</u>	<u>Prcnt</u>	<u>Code</u>	<u>Label</u>
2,289	45.3	0	This section is not on the National Highway System
2,752	54.5	1	This section is on the National Highway System
8	0.2	9	Unknown if this section is on the National Highway System

TRUCKS INVOLVED IN FATAL ACCIDENTS, 2007  
FARS ACCIDENT VARIABLES

Variable	Name	Format	Type	Length
v18	ROADWAY FUNCTION CLASS	FRFC87F	Numeric	3

<u>N</u>	<u>Prcnt</u>	<u>Code</u>	<u>Label</u>
Rural			
768	15.2	1	Principal arterial - interstate
1,019	20.2	2	Principal arterial - other
666	13.2	3	Minor arterial
487	9.6	4	Major collector
92	1.8	5	Minor collector
183	3.6	6	Local road or street
5	0.1	9	Unknown rural
Urban			
616	12.2	11	Principal arterial - interstate
174	3.4	12	Principal arterial - other freeways or expressways
490	9.7	13	Other principal arterial
249	4.9	14	Minor arterial
91	1.8	15	Collector
199	3.9	16	Local road or street
3	0.1	19	Unknown urban
7	0.1	99	Unknown

Variable	Name	Format	Type	Length
v19	ROUTE SIGNING	FRTSIGN	Numeric	3

<u>N</u>	<u>Prcnt</u>	<u>Code</u>	<u>Label</u>
1,354	26.8	1	Interstate
1,157	22.9	2	U.S. highway
1,522	30.1	3	State highway
462	9.2	4	County road
Local Street			
96	1.9	5	Township
329	6.5	6	Municipality
19	0.4	7	Frontage road
107	2.1	8	Other
3	0.1	9	Unknown

TRUCKS INVOLVED IN FATAL ACCIDENTS, 2007  
FARS ACCIDENT VARIABLES

Variable	Name	Format	Type	Length
v20	TRAFFICWAY IDENTIFIER #1		Char	20

<u>N</u>	<u>Prcnt</u>	<u>Code</u>	<u>Label</u>
1	0.0	0	STREET
		-	Roadway identifier
1	0.0		Xylon Ave

Variable	Name	Format	Type	Length
v20_2	TRAFFICWAY IDENTIFIER #2		Char	20

<u>N</u>	<u>Prcnt</u>	<u>Code</u>	<u>Label</u>
98	1.9	0	
		-	Roadway identifier
1	0.0		Woodrige

Variable	Name	Format	Type	Length
v21	MILEPOINT		Numeric	4

<u>N</u>	<u>Prcnt</u>	<u>Code</u>	<u>Label</u>
883	17.5	0	None
1	0.0	0.1	
		-	Actual to nearest .1 mile
1	0.0	13100	
611	12.1	99999	Unknown

Variable	Name	Format	Type	Length
v22	SPECIAL JURISDICTION	FSPECJUR	Numeric	3

<u>N</u>	<u>Prcnt</u>	<u>Code</u>	<u>Label</u>
5,025	99.5	0	No special jurisdiction
2	0.0	1	National Park Service
1	0.0	2	Military
19	0.4	3	Indian reservation
0	0.0	4	College/university campus
0	0.0	5	Other federal properties
1	0.0	8	Other
1	0.0	9	Unknown

TRUCKS INVOLVED IN FATAL ACCIDENTS, 2007  
FARS ACCIDENT VARIABLES

Variable	Name	Format	Type	Length
v23	FIRST HARMFUL EVENT	FFHE82F	Numeric	3

FIRST EVENT CAUSING INJURY/PROPERTY DAMAGE

<u>N</u>	<u>Prcnt</u>	<u>Code</u>	<u>Label</u>
223	4.4	1	Overturn/rollover
2	0.0	2	Fire/explosion
1	0.0	3	Immersion
0	0.0	4	Gas inhalation
29	0.6	5	Fell/jumped from vehicle
1	0.0	6	Injured in vehicle (other than cargo/equipment loss/shift)
15	0.3	7	Other non-collision
318	6.3	8	Pedestrian
79	1.6	9	Pedal cycle
22	0.4	10	Railway train
7	0.1	11	Live animal
3,617	71.6	12	Motor vehicle in-transport on same roadway
157	3.1	13	Motor vehicle in-transport on different roadway
43	0.9	14	Parked motor vehicle or motor vehicle stopped off roadway
9	0.2	15	Non-motorist on personal conveyance
0	0.0	16	Thrown or falling object
2	0.0	17	Boulder
8	0.2	18	Other object (not fixed)
1	0.0	19	Building
3	0.1	20	Impact attenuator/crash cushion
9	0.2	21	Bridge pier or abutment
4	0.1	22	Bridge parapet end
11	0.2	23	Bridge rail
103	2.0	24	Guardrail face
77	1.5	25	Concrete traffic barrier
10	0.2	26	Other traffic barrier
19	0.4	27	Highway/traffic sign post/sign
3	0.1	28	Overhead sign support/sign
3	0.1	29	Luminaire/light support
6	0.1	30	Utility pole
5	0.1	31	Other post, other pole or other supports
13	0.3	32	Culvert
14	0.3	33	Curb
35	0.7	34	Ditch
22	0.4	35	Embankment - earth
3	0.1	36	Embankment - rock, stone or concrete



<u>N</u>	<u>Prcnt</u>	<u>Code</u>	<u>Label</u>
15	0.3	37	Embankment - material type unknown
16	0.3	38	Fence
5	0.1	39	Wall
1	0.0	40	Fire hydrant
0	0.0	41	Shrubbery
60	1.2	42	Tree (standing tree only)
9	0.2	43	Other fixed object
0	0.0	44	Pavement surface irregularity (pothole, grooved, grates)
8	0.2	45	Working motor vehicle (construction, maintenance or utility vehicle only)
0	0.0	46	Traffic signal support/signal
1	0.0	47	Vehicle occupant struck or run over by own vehicle
1	0.0	48	Snow bank
2	0.0	49	Ridden animal or animal-drawn conveyance
6	0.1	50	Bridge overhead structure
13	0.3	51	Jackknife (causing injury or damage)
16	0.3	52	Guardrail end
4	0.1	53	Mail box
13	0.3	54	Motor vehicle in-transport strikes or is struck by cargo, persons or objects set-in-motion from/by another motor vehicle in-transport
0	0.0	55	Other not in-transport motor vehicle
4	0.1	60	Cargo/equipment loss or shift (causing injury or damage)
1	0.0	99	Unknown

The following list shows the code values given above grouped by collision type.

Noncollision Event

- 01 = Overturn/rollover
- 02 = Fire/explosion
- 03 = Immersion
- 04 = Gas inhalation
- 05 = Fell/jumped from vehicle
- 06 = Injured in vehicle (other than cargo/equipment loss or shift)
- 07 = Other non-collision
- 16 = Thrown or falling object
- 44 = Pavement surface irregularity (pothole, grooved, grates)
- 47 = Vehicle occupant struck or run over by own vehicle
- 51 = Jackknife (causing injury or damage)
- 60 = Cargo/equipment loss or shift (causing injury or damage)

## Collision with Motor Vehicle

*Collision Involving Motor Vehicles In-Transport*

12 = Motor vehicle in-transport on same roadway

13 = Motor vehicle in-transport on different roadway

54 = Motor vehicle in-transport strikes or is struck by cargo, persons, or objects set-in-motion from/by another motor vehicle in-transport

*Collision Involving Motor Vehicles Not In-Transport*

14 = Parked motor vehicle or motor vehicle stopped off roadway

45 = Working motor vehicle (construction, maintenance or utility vehicle only)

55 = Other not in-transport motor vehicle

## Collision with Object Not Fixed

08 = Pedestrian

09 = Pedalcycle

10 = Railway train

11 = Live animal

15 = Nonmotorist on personal conveyance

18 = Other object (not fixed)

49 = Ridden animal or animal-drawn conveyance

## Collision with Fixed Object

17 = Boulder

19 = Building

20 = Impact attenuator/crash cushion

21 = Bridge pier or abutment

22 = Bridge parapet end

23 = Bridge rail

24 = Guardrail face

25 = Concrete traffic barrier

26 = Other traffic barrier

27 = Highway/traffic sign post/sign

28 = Overhead sign support/sign

29 = Luminaire/light support

30 = Utility pole

31 = Other post, other pole or other supports

32 = Culvert

33 = Curb

34 = Ditch

35 = Embankment – earth

36 = Embankment – rock, stone or concrete

37 = Embankment – material type unknown

38 = Fence

39 = Wall

TRUCKS INVOLVED IN FATAL ACCIDENTS, 2007  
FARS ACCIDENT VARIABLES

- 40 = Fire hydrant
- 41 = Shrubby
- 42 = Tree (standing tree only)
- 43 = Other fixed object
- 46 = Traffic signal support/signal
- 48 = Snow bank
- 50 = Bridge overhead structure
- 52 = Guardrail end
- 53 = Mail box

Variable	Name	Format	Type	Length
v24	MANNER OF COLLISION	FCOLL02F	Numeric	3

<u>N</u>	<u>Prcnt</u>	<u>Code</u>	<u>Label</u>
1,210	24.0	0	Not a collision with a motor vehicle
991	19.6	1	Front-to-rear (includes rear-end)
767	15.2	2	Front-to-front (includes head-on)
152	3.0	3	Angle - front-to-side, same direction
448	8.9	4	Angle - front-to-side, opposite direction
1,054	20.9	5	Angle - front-to-side, right angle (including broadside)
28	0.6	6	Angle - front-to-side/angle - direction not specified
142	2.8	7	Sideswipe - same direction
178	3.5	8	Sideswipe - opposite direction
22	0.4	9	Rear-to-side
0	0.0	10	Rear-to-rear
35	0.7	11	Other (end-swipes and others)
22	0.4	99	Unknown

Variable	Name	Format	Type	Length
v25	RELATION TO JUNCTION	FJUNCT	Numeric	3

<u>N</u>	<u>Prcnt</u>	<u>Code</u>	<u>Label</u>
Noninterchange			
3,317	65.7	1	Non-junction
1,081	21.4	2	Intersection
185	3.7	3	Intersection related
71	1.4	4	Driveway, alley access, etc.
23	0.5	5	Non-interchange entrance/exit ramp related
26	0.5	6	Rail grade crossing
19	0.4	7	Crossover-related

TRUCKS INVOLVED IN FATAL ACCIDENTS, 2007  
FARS ACCIDENT VARIABLES

<u>N</u>	<u>Prcnt</u>	<u>Code</u>	<u>Label</u>
102	2.0	8	Driveway access related
1	0.0	9	Unknown, non-interchange
Interchange Area			
32	0.6	10	Intersection
15	0.3	11	Intersection related
3	0.1	12	Driveway access
58	1.1	13	Entrance/exit ramp related
1	0.0	14	Crossover-related
114	2.3	15	Other location in interchange
1	0.0	19	Unknown, interchange area
0	0.0	99	Unknown

Variable	Name	Format	Type	Length
v26	RELATION TO ROADWAY	FRDWY98F	Numeric	3

<u>N</u>	<u>Prcnt</u>	<u>Code</u>	<u>Label</u>
4,281	84.8	1	On roadway
216	4.3	2	Shoulder
129	2.6	3	Median
310	6.1	4	Roadside
34	0.7	5	Outside trafficway/outside right-of-way
62	1.2	6	Off roadway - location unknown
2	0.0	7	In parking lane/zone
6	0.1	8	Gore
4	0.1	10	Separator
3	0.1	11	Two-way continuous left-turn lane
2	0.0	99	Unknown

Variable	Name	Format	Type	Length
v27	TRAFFICWAY FLOW	FFLOW03F	Numeric	3

A trafficway may include several roadways if it is a physically divided highway. Trafficways are not physically divided unless the divider is a median, barrier or other constructed device. Pavement markings do not qualify.

<u>N</u>	<u>Prcnt</u>	<u>Code</u>	<u>Label</u>
2,514	49.8	1	Not physically divided (two-way trafficway)
1,452	28.8	2	Divided highway, median strip (without traffic barrier)

TRUCKS INVOLVED IN FATAL ACCIDENTS, 2007  
FARS ACCIDENT VARIABLES

<u>N</u>	<u>Prcnt</u>	<u>Code</u>	<u>Label</u>
845	16.7	3	Divided highway, median strip (with traffic barrier)
28	0.6	4	One-way trafficway
104	2.1	5	Not physically divided (with two-way continuous left-turn lane)
78	1.5	6	Entrance/exit ramp
28	0.6	9	Unknown

Variable	Name	Format	Type	Length
v28	NUMBER OF TRAVEL LANES	FLANES	Numeric	3

A roadway is one part of a divided trafficway or, if undivided, the same as the trafficway. It refers to the roadway on which the vehicle precipitating the accident was traveling. Only lanes open for travel are counted. Turn lanes are therefore excluded.

<u>N</u>	<u>Prcnt</u>	<u>Code</u>	<u>Label</u>
65	1.3	1	1 lane
3,605	71.4	2	2 lanes
454	9.0	3	3 lanes
690	13.7	4	4 lanes
78	1.5	5	5 lanes
63	1.2	6	6 lanes
30	0.6	7	7 or more lanes
64	1.3	9	Unknown

Variable	Name	Format	Type	Length
v29	SPEED LIMIT	FSPLMT	Numeric	3

<u>N</u>	<u>Prcnt</u>	<u>Code</u>	<u>Label</u>
9	0.2	0	No statutory limit
2	0.0	10	10 mph
4	0.1	15	15 mph
4	0.1	20	20 mph
82	1.6	25	25 mph
123	2.4	30	30 mph
233	4.6	35	35 mph
195	3.9	40	40 mph
517	10.2	45	45 mph
198	3.9	50	50 mph
1,597	31.6	55	55 mph
341	6.8	60	60 mph
910	18.0	65	65 mph

TRUCKS INVOLVED IN FATAL ACCIDENTS, 2007  
FARS ACCIDENT VARIABLES

<u>N</u>	<u>Prcnt</u>	<u>Code</u>	<u>Label</u>
609	12.1	70	70 mph
138	2.7	75	75 mph
3	0.1	80	80 mph
84	1.7	99	Unknown

Variable	Name	Format	Type	Length
v30	ROADWAY ALIGNMENT	FALIG	Numeric	3

---

<u>N</u>	<u>Prcnt</u>	<u>Code</u>	<u>Label</u>
4,130	81.8	1	Straight
886	17.5	2	Curve
33	0.7	9	Unknown

Variable	Name	Format	Type	Length
v31	ROADWAY PROFILE	FGRAD82F	Numeric	3

---

<u>N</u>	<u>Prcnt</u>	<u>Code</u>	<u>Label</u>
3,564	70.6	1	Level
1,289	25.5	2	Grade
112	2.2	3	Hillcrest
11	0.2	4	Sag
73	1.4	9	Unknown

Variable	Name	Format	Type	Length
v32	ROADWAY SURFACE TYPE	FPAVE	Numeric	3

---

<u>N</u>	<u>Prcnt</u>	<u>Code</u>	<u>Label</u>
713	14.1	1	Concrete
4,203	83.2	2	Blacktop, bituminous, or asphalt
30	0.6	4	Slag, gravel or stone
9	0.2	5	Dirt
11	0.2	8	Other
83	1.6	9	Unknown

TRUCKS INVOLVED IN FATAL ACCIDENTS, 2007  
FARS ACCIDENT VARIABLES

Variable	Name	Format	Type	Length
v33	ROADWAY SURFACE CONDITION	FSURF07F	Numeric	3

<u>N</u>	<u>Prcnt</u>	<u>Code</u>	<u>Label</u>
4,098	81.2	1	Dry
625	12.4	2	Wet
169	3.3	3	Snow or slush
129	2.6	4	Ice/frost
2	0.0	5	Sand, dirt, mud, gravel
3	0.1	6	Water (standing or moving)
1	0.0	7	Oil
8	0.2	8	Other
14	0.3	9	Unknown

Variable	Name	Format	Type	Length
v34	TRAFFIC CONTROL DEVICE	FTRCN82F	Numeric	3

<u>N</u>	<u>Prcnt</u>	<u>Code</u>	<u>Label</u>
3,698	73.2	0	No controls

\*\*\* Not at Railroad Grade Crossing \*\*\*

Highway traffic signals

32	0.6	1	Traffic control signal (on colors) without pedestrian signal
42	0.8	2	Traffic control signal (on colors) with pedestrian signal
311	6.2	3	Traffic control signal (on colors) not known whether or not pedestrian signal
20	0.4	4	Flashing traffic control signal
11	0.2	5	Flashing beacon
3	0.1	6	Flashing highway traffic signal, type unknown or other than traffic control or beacon
4	0.1	7	Lane use control signal
6	0.1	8	Other highway traffic signal
1	0.0	9	Unknown highway traffic signal

Regulatory signs

600	11.9	20	Stop sign
25	0.5	21	Yield sign
127	2.5	28	Other regulatory sign
0	0.0	29	Unknown type regulatory sign

TRUCKS INVOLVED IN FATAL ACCIDENTS, 2007  
FARS ACCIDENT VARIABLES

<u>N</u>	<u>Prcnt</u>	<u>Code</u>	<u>Label</u>
			School zone signs
0	0.0	30	School speed limit sign
0	0.0	31	School advance or crossing sign
0	0.0	38	Other school related sign
0	0.0	39	Unknown type school zone sign
			Warning signs
88	1.7	40	Warning sign
30	0.6	41	Electronic warning sign
			Miscellaneous not at railroad crossing
14	0.3	50	Officer, crossing guard, flagman, etc.
			*** At Railroad Grade Crossing ***
			Active devices
3	0.1	60	Gates
7	0.1	61	Flashing lights
1	0.0	62	Traffic control signal
1	0.0	63	Wigwags
0	0.0	64	Bells
0	0.0	68	Other train activated device
0	0.0	69	Active device, type unknown
			Passive devices
7	0.1	70	Cross bucks
1	0.0	72	Other railroad crossing sign
0	0.0	73	Special warning device - watchman, flagged by crew
0	0.0	78	Other passive device
0	0.0	79	Passive device, type unknown
			Miscellaneous devices at railroad crossing
0	0.0	80	Grade crossing controlled, type unknown
			*** Whether or Not at Railroad Grade Crossing ***
6	0.1	98	Other
11	0.2	99	Unknown



TRUCKS INVOLVED IN FATAL ACCIDENTS, 2007  
FARS ACCIDENT VARIABLES

Variable	Name	Format	Type	Length
v35	TRAFFIC CONT FUNCTIONING	FTCFUNC	Numeric	3

TRAFFICE CONTROL FUNCTIONING

<u>N</u>	<u>Prcnt</u>	<u>Code</u>	<u>Label</u>
3,698	73.2	0	No controls
12	0.2	1	Device not functioning
6	0.1	2	Device functioning improperly
1,315	26.0	3	Device functioning properly
18	0.4	9	Unknown

Variable	Name	Format	Type	Length
v36	HIT AND RUN	FHIT05F	Numeric	3

<u>N</u>	<u>Prcnt</u>	<u>Code</u>	<u>Label</u>
4,947	98.0	0	No hit-and-run
72	1.4	1	Driver left scene after collision with vehicle in-transport
25	0.5	2	Driver left scene after collision with person not in a motor vehicle
2	0.0	3	Driver left scene after collision with parked/stopped off
2	0.0	4	Driver left scene after non-collision accident
1	0.0	5	Hit-and-run - other involved person left scene

Variable	Name	Format	Type	Length
v37	LIGHT CONDITION	FLIGHT	Numeric	3

<u>N</u>	<u>Prcnt</u>	<u>Code</u>	<u>Label</u>
3,214	63.7	1	Daylight
1,192	23.6	2	Dark
463	9.2	3	Dark but lighted
123	2.4	4	Dawn
54	1.1	5	Dusk
3	0.1	9	Unknown

Variable	Name	Format	Type	Length
v38	ATMOSPHERIC CONDITIONS	FATM07F	Numeric	3

<u>N</u>	<u>Prcnt</u>	<u>Code</u>	<u>Label</u>
0	0.0	0	No additional atmospheric conditions

TRUCKS INVOLVED IN FATAL ACCIDENTS, 2007  
FARS ACCIDENT VARIABLES

<u>N</u>	<u>Prcnt</u>	<u>Code</u>	<u>Label</u>
4,287	84.9	1	Clear/cloudy (no adverse conditions)
381	7.5	2	Rain (mist)
36	0.7	3	Sleet (hail)
197	3.9	4	Snow or blowing snow
115	2.3	5	Fog, smog, smoke
18	0.4	6	Severe crosswinds
5	0.1	7	Blowing sand, soil, dirt
0	0.0	8	Other
10	0.2	9	Unknown

Variable	Name	Format	Type	Length
v39	CONSTRUCTION/MAINT ZONE	FCMZ82F	Numeric	3

CONSTRUCTION OR MAINTENANCE ZONE

Identifies accidents that occurred in a construction or maintenance zone. Use of this code does not imply that the accident was caused by the construction/maintenance activity or zone.

<u>N</u>	<u>Prcnt</u>	<u>Code</u>	<u>Label</u>
4,823	95.5	0	None
166	3.3	1	Construction
29	0.6	2	Maintenance
2	0.0	3	Utility
29	0.6	4	Work zone, type unknown

Variable	Name	Format	Type	Length
v40	EMS NOTIFIED - HOUR	F_EMS	Numeric	3

<u>N</u>	<u>Prcnt</u>	<u>Code</u>	<u>Label</u>
418	8.3	0	Not notified or 12:01 -- 12:59 am
70	1.4	1	
		-	Hour
2	0.0	24	
0	0.0	98	Unknown if notified
1,766	35.0	99	Unknown EMS notification time

TRUCKS INVOLVED IN FATAL ACCIDENTS, 2007  
FARS ACCIDENT VARIABLES

Variable	Name	Format	Type	Length
v41	EMS NOTIFIED - MINUTE	F_EMS	Numeric	3

<u>N</u>	<u>Prcnt</u>	<u>Code</u>	<u>Label</u>
409	8.1	0	Not notified or on the hour
51	1.0	1	
		-	Minute
45	0.9	59	
35	0.7	98	Unknown if notified
1,732	34.3	99	Unknown notification time

Variable	Name	Format	Type	Length
v42	EMS ARRIVAL - HOUR	F_EMS	Numeric	3

<u>N</u>	<u>Prcnt</u>	<u>Code</u>	<u>Label</u>
411	8.1	0	Not notified or 12:01 -- 12:59 am
73	1.4	1	
		-	Hour
69	1.4	23	
0	0.0	97	Officially cancelled
0	0.0	98	Unknown if arrived
1,740	34.5	99	Unknown EMS scene arrival time

Variable	Name	Format	Type	Length
v43	EMS ARRIVAL - MINUTE	F_EMS	Numeric	3

<u>N</u>	<u>Prcnt</u>	<u>Code</u>	<u>Label</u>
410	8.1	0	Not notified or on the hour
46	0.9	1	
		-	Minute
40	0.8	59	
5	0.1	97	Officially cancelled
35	0.7	98	Unknown if arrived
1,850	36.6	99	Unknown EMS scene arrival time

TRUCKS INVOLVED IN FATAL ACCIDENTS, 2007  
FARS ACCIDENT VARIABLES

Variable	Name	Format	Type	Length
v46	SCHOOL BUS RELATED	FYESNO	Numeric	3

Identifies accidents in which a school bus was directly or indirectly involved, such as an accident involving children alighting from a school bus. The school bus does not have to be a traffic unit in the accident.

<u>N</u>	<u>Prcnt</u>	<u>Code</u>	<u>Label</u>
5,042	99.9	0	No
7	0.1	1	Yes

Variable	Name	Format	Type	Length
v48	RAIL GRADE CROSSING ID		Char	7

RAIL GRADE CROSSING ID – FRA CODE

<u>N</u>	<u>Prcnt</u>	<u>Code</u>	<u>Label</u>
5,022	99.5	0000000	Not applicable
1	0.0	014288A	
		-	FRA code
1	0.0	915380	
7	0.1	9999999	Unknown

Variable	Name	Format	Type	Length
v49	NUMBER FATALITIES IN ACC	FFATALS	Numeric	3

NUMBER OF FATALITIES IN ACCIDENT

<u>N</u>	<u>Prcnt</u>	<u>Code</u>	<u>Label</u>
4,417	87.5	1	1 killed
466	9.2	2	2 killed
127	2.5	3	3 killed
21	0.4	4	4 killed
7	0.1	5	5 killed
4	0.1	6	6 killed
1	0.0	7	7 killed
3	0.1	8	8 killed
3	0.1	12	12 killed

TRUCKS INVOLVED IN FATAL ACCIDENTS, 2007  
FARS ACCIDENT VARIABLES

Variable	Name	Format	Type	Length
v50	DAY OF WEEK	FDAYS	Numeric	3

<u>N</u>	<u>Prcnt</u>	<u>Code</u>	<u>Label</u>
319	6.3	1	Sunday
852	16.9	2	Monday
803	15.9	3	Tuesday
845	16.7	4	Wednesday
822	16.3	5	Thursday
891	17.6	6	Friday
517	10.2	7	Saturday

Variable	Name	Format	Type	Length
v51	NUMBER DRINKING DRIVERS	FDRUNKDR	Numeric	3

<u>N</u>	<u>Prcnt</u>	<u>Code</u>	<u>Label</u>
4,171	82.6	0	0 drivers
797	15.8	1	1 driver
67	1.3	2	2 drivers
8	0.2	3	3 drivers
2	0.0	4	4 drivers
4	0.1	5	5 drivers

Variable	Name	Format	Type	Length
v52	ACCIDENT DATE - JULIAN		Numeric	8

The Julian date from March 1, 1990.

<u>N</u>	<u>Prcnt</u>	<u>Code</u>	<u>Label</u>
3	0.1	39023	January 1, 2007
		-	
12	0.2	39387	December 31, 2007

Variable	Name	Format	Type	Length
v53	NUMBER UNINJURED IN ACC	FUNINJ	Numeric	8

NUMBER OF UNINJURED IN ACCIDENT

<u>N</u>	<u>Prcnt</u>	<u>Code</u>	<u>Label</u>
1,646	32.6	0	0 uninjured
2,386	47.3	1	1 uninjured

TRUCKS INVOLVED IN FATAL ACCIDENTS, 2007  
FARS ACCIDENT VARIABLES

<u>N</u>	<u>Prcnt</u>	<u>Code</u>	<u>Label</u>
597	11.8	2	2 uninjured
175	3.5	3	3 uninjured
92	1.8	4	4 uninjured
43	0.9	5	5 uninjured
15	0.3	6	6 uninjured
13	0.3	7	7 uninjured
4	0.1	8	8 uninjured
5	0.1	9	9 uninjured
7	0.1	11	11 uninjured
3	0.1	12	12 uninjured
47	0.9	28	28 uninjured
2	0.0	56	56 uninjured
14	0.3	77	77 uninjured

Variable	Name	Format	Type	Length
v54	NUMBER C-INJURED IN ACC	FCINJ	Numeric	8

---

NUMBER OF C-INJURED IN ACCIDENT

<u>N</u>	<u>Prcnt</u>	<u>Code</u>	<u>Label</u>
4,122	81.6	0	0 C-injured
664	13.2	1	1 C-injured
147	2.9	2	2 C-injured
64	1.3	3	3 C-injured
20	0.4	4	4 C-injured
7	0.1	5	5 C-injured
4	0.1	6	6 C-injured
2	0.0	8	8 C-injured
1	0.0	14	14 C-injured
1	0.0	44	44 C-injured
3	0.1	48	48 C-injured
14	0.3	51	51 C-injured

Variable	Name	Format	Type	Length
v55	NUMBER B-INJURED IN ACC	FBINJ	Numeric	8

---

NUMBER OF B-INJURED IN ACCIDENT

<u>N</u>	<u>Prcnt</u>	<u>Code</u>	<u>Label</u>
3,875	76.7	0	0 B-injured
783	15.5	1	1 B-injured

TRUCKS INVOLVED IN FATAL ACCIDENTS, 2007  
FARS ACCIDENT VARIABLES

<u>N</u>	<u>Prcnt</u>	<u>Code</u>	<u>Label</u>
229	4.5	2	2 B-injured
66	1.3	3	3 B-injured
17	0.3	4	4 B-injured
11	0.2	5	5 B-injured
5	0.1	6	6 B-injured
19	0.4	7	7 B-injured
35	0.7	8	8 B-injured
4	0.1	9	9 B-injured
2	0.0	11	11 B-injured
3	0.1	58	58 B-injured

Variable	Name	Format	Type	Length
v56	NUMBER A-INJURED IN ACC	FAINJ	Numeric	8

NUMBER OF A-INJURED IN ACCIDENT

<u>N</u>	<u>Prcnt</u>	<u>Code</u>	<u>Label</u>
4,052	80.3	0	0 A-injured
721	14.3	1	1 A-injured
164	3.2	2	2 A-injured
51	1.0	3	3 A-injured
47	0.9	4	4 A-injured
4	0.1	5	5 A-injured
3	0.1	6	6 A-injured
1	0.0	7	7 A-injured
1	0.0	8	8 A-injured
2	0.0	9	9 A-injured
3	0.1	28	28 A-injured

Variable	Name	Format	Type	Length
v57	NUMBER K-INJURED IN ACC	FKINJ	Numeric	8

NUMBER OF K-INJURED IN ACCIDENT

<u>N</u>	<u>Prcnt</u>	<u>Code</u>	<u>Label</u>
4,417	87.5	1	1 killed
466	9.2	2	2 killed
127	2.5	3	3 killed
21	0.4	4	4 killed
7	0.1	5	5 killed
4	0.1	6	6 killed

TRUCKS INVOLVED IN FATAL ACCIDENTS, 2007  
FARS ACCIDENT VARIABLES

<u>N</u>	<u>Prcnt</u>	<u>Code</u>	<u>Label</u>
1	0.0	7	7 killed
3	0.1	8	8 killed
3	0.1	12	12 killed

Variable	Name	Format	Type	Length
v58	NUM UNK INJURED IN ACC	FUNKINJ	Numeric	8

NUMBER OF UNKNOWN INJURED IN ACCIDENT

<u>N</u>	<u>Prcnt</u>	<u>Code</u>	<u>Label</u>
5,028	99.6	0	0 unknown injured
16	0.3	1	1 unknown injured
3	0.1	2	2 unknown injured
1	0.0	3	3 unknown injured
1	0.0	6	6 unknown injured

Variable	Name	Format	Type	Length
v59	ACC RELATED FACTORS #1	FARF82F	Numeric	3

FACTORS AT ACCIDENT LEVEL – RESPONSE #1

<u>N</u>	<u>Prcnt</u>	<u>Code</u>	<u>Label</u>
4,714	93.4	0	None
9	0.2	1	Inadequate warning of exits, lanes narrowing, etc.
5	0.1	2	Shoulder design or condition
28	0.6	3	Other construction-created condition
3	0.1	4	No (or obscured) pavement marking
2	0.0	5	Surface under water
0	0.0	6	Inadequate construction or poor design of roadway, etc.
			Special circumstances
0	0.0	7	Surface washed out (caved in, road slippage)
0	0.0	13	Aggressive driving/road rage by non-contact vehicle driver
139	2.8	14	Motor vehicle struck by falling cargo, or something that came loose from, or something that was set-in-motion by a vehicle
5	0.1	15	Nonoccupant struck by falling cargo or something that came loose from, or something that was set-in-motion by a vehicle
12	0.2	16	Nonoccupant struck vehicle
2	0.0	17	Vehicle set-in-motion by nondriver



TRUCKS INVOLVED IN FATAL ACCIDENTS, 2007  
FARS ACCIDENT VARIABLES

<u>N</u>	<u>Prcnt</u>	<u>Code</u>	<u>Label</u>
1	0.0	18	Date of accident and date of emergency medical services notification not same day
111	2.2	19	Recent previous accident scene nearby
11	0.2	20	Police pursuit involved
0	0.0	21	Within designated school zone
4	0.1	22	Speed limit is a statutory limit - state's "basic rule"
3	0.1	99	Unknown

Variable	Name	Format	Type	Length
v60	ACC RELATED FACTORS #2	FARF82F	Numeric	3

FACTORS AT ACCIDENT LEVEL – RESPONSE #2

<u>N</u>	<u>Prcnt</u>	<u>Code</u>	<u>Label</u>
5,008	99.2	0	None
1	0.0	3	Other construction-created condition
1	0.0	6	Inadequate construction or poor design of roadway, etc.
			Special circumstances
23	0.5	14	Motor vehicle struck by falling cargo, or something that came loose from, or something that was set-in-motion by a vehicle
2	0.0	15	Nonoccupant struck by falling cargo or something that came loose from, or something that was set-in-motion by a vehicle
11	0.2	19	Recent previous accident scene nearby
3	0.1	99	Unknown

Variable	Name	Format	Type	Length
v61	ACC RELATED FACTORS #3	FARF82F	Numeric	3

FACTORS AT ACCIDENT LEVEL – RESPONSE #3

<u>N</u>	<u>Prcnt</u>	<u>Code</u>	<u>Label</u>
5,046	99.9	0	None
3	0.1	99	Unknown

TRUCKS INVOLVED IN FATAL ACCIDENTS, 2007  
FARS ACCIDENT VARIABLES

Variable	Name	Format	Type	Length
v62	ATMOSPHERIC CONDITIONS #1	FATM07F	Numeric	3

<u>N</u>	<u>Prcnt</u>	<u>Code</u>	<u>Label</u>
4,287	84.9	1	Clear/cloudy (no adverse conditions)
386	7.6	2	Rain
30	0.6	3	Sleet (hail)
198	3.9	4	Snow or blowing snow
115	2.3	5	Fog, smog, smoke
18	0.4	6	Severe crosswinds
5	0.1	7	Blowing sand, soil, dirt
10	0.2	9	Unknown

Variable	Name	Format	Type	Length
v63	ATMOSPHERIC CONDITIONS #2	FATM07F	Numeric	3

<u>N</u>	<u>Prcnt</u>	<u>Code</u>	<u>Label</u>
4,989	98.8	0	No additional atmospheric conditions
21	0.4	1	Clear/cloudy (no adverse conditions)
1	0.0	2	Rain
6	0.1	3	Sleet (hail)
8	0.2	4	Snow or blowing snow
1	0.0	5	Fog, smog, smoke
11	0.2	6	Severe crosswinds
5	0.1	7	Blowing sand, soil, dirt
7	0.1	8	Other

Variable	Name	Format	Type	Length
v71	LATITUDE		Char	8

LATITUDE: DD MM SS.SS (Degrees/Minutes/Seconds)

<u>N</u>	<u>Prcnt</u>	<u>Code</u>	<u>Label</u>
			Degrees (columns 1-2)
		21	
		-	Actual degrees
		65	
		88	Not available (if state exempt)
		99	Unknown

TRUCKS INVOLVED IN FATAL ACCIDENTS, 2007  
FARS ACCIDENT VARIABLES

<u>N</u>	<u>Prcnt</u>	<u>Code</u>	<u>Label</u>
			Minutes (columns 3-4)
		23	
		-	Actual minutes
		51	
		88	Not available (if state exempt)
		99	Unknown
			Seconds (columns 5-8)
		37.84	
		-	Actual seconds
		50.91	
		88.88	Not available (if state exempt)
		99.99	Unknown
3	0.1	88888888	Not available
127	2.5	99999999	Unknown

Variable	Name	Format	Type	Length
v72	LONGITUDE		Char	9

---

LONGITUDE: DDD MM SS.SS (Degrees/Minutes/Seconds)

<u>N</u>	<u>Prcnt</u>	<u>Code</u>	<u>Label</u>
			Degrees (columns 1-3)
		067	
		-	Actual degrees
		158	
		888	Not available (if state exempt)
		999	Unknown
			Minutes (columns 4-5)
		42	
		-	Actual minutes
		09	
		88	Not available (if state exempt)
		99	Unknown

TRUCKS INVOLVED IN FATAL ACCIDENTS, 2007  
FARS ACCIDENT VARIABLES

<u>N</u>	<u>Prcnt</u>	<u>Code</u>	<u>Label</u>
			Seconds (columns 6-9)
		28.33	
		-	Actual seconds
		32.81	
		88.88	Not available (if state exempt)
		99.99	Unknown
		-	
3	0.1	888888888	Not available
122	2.4	999999999	Unknown

### The VEHICLE Variables

Variables 104 through 185 describe the vehicle involved in the accident (i.e., the truck).

Variable	Name	Format	Type	Length
v104	VEHICLE NUMBER	FVEHNUM	Numeric	3

---

<u>N</u>	<u>Prcnt</u>	<u>Code</u>	<u>Label</u>
2,249	44.5	1	Vehicle #1
2,334	46.2	2	Vehicle #2
296	5.9	3	Vehicle #3
68	1.3	4	Vehicle #4
23	0.5	5	Vehicle #5
14	0.3	6	Vehicle #6
7	0.1	7	Vehicle #7
9	0.2	8	Vehicle #8
4	0.1	9	Vehicle #9
2	0.0	10	Vehicle #10
1	0.0	11	Vehicle #11
2	0.0	12	Vehicle #12
2	0.0	13	Vehicle #13
2	0.0	14	Vehicle #14
1	0.0	15	Vehicle #15
2	0.0	16	Vehicle #16
1	0.0	17	Vehicle #17
1	0.0	18	Vehicle #18
2	0.0	19	Vehicle #19
2	0.0	20	Vehicle #20
3	0.1	21	Vehicle #21
2	0.0	22	Vehicle #22
2	0.0	23	Vehicle #23
1	0.0	24	Vehicle #24
1	0.0	25	Vehicle #25
1	0.0	26	Vehicle #26
1	0.0	27	Vehicle #27
1	0.0	28	Vehicle #28
1	0.0	29	Vehicle #29
1	0.0	30	Vehicle #30
1	0.0	31	Vehicle #31
1	0.0	32	Vehicle #32
1	0.0	33	Vehicle #33
1	0.0	34	Vehicle #34

TRUCKS INVOLVED IN FATAL ACCIDENTS, 2007  
FARS VEHICLE VARIABLES

<u>N</u>	<u>Prcnt</u>	<u>Code</u>	<u>Label</u>
1	0.0	36	Vehicle #36
1	0.0	37	Vehicle #37
1	0.0	39	Vehicle #39
1	0.0	40	Vehicle #40
1	0.0	46	Vehicle #46
1	0.0	54	Vehicle #54
1	0.0	74	Vehicle #74
1	0.0	90	Vehicle #90
1	0.0	92	Vehicle #92

Variable	Name	Format	Type	Length
v105	UNIT TYPE	FUNIT	Numeric	3

<u>N</u>	<u>Prcnt</u>	<u>Code</u>	<u>Label</u>
5,049	100.0	1	Motor vehicle in-transport
0	0.0	2	Motor vehicle not in-transport within the trafficway
0	0.0	3	Motor vehicle not in-transport outside the trafficway
0	0.0	4	Working motor vehicle (highway construction, maintenance, utility only)

Variable	Name	Format	Type	Length
v107	NUMBER OF OCCUPANTS	FNUMOCC	Numeric	3

<u>N</u>	<u>Prcnt</u>	<u>Code</u>	<u>Label</u>
29	0.6	0	0 occupants
4,337	85.9	1	1 occupant
575	11.4	2	2 occupants
70	1.4	3	3 occupants
23	0.5	4	4 occupants
5	0.1	5	5 occupants
2	0.0	6	6 occupants
8	0.2	99	Unknown

Variable	Name	Format	Type	Length
v108	VEHICLE MAKE	FMAKE91F	Numeric	3

<u>N</u>	<u>Prcnt</u>	<u>Code</u>	<u>Label</u>
2	0.0	3	AM General
141	2.8	7	Dodge

TRUCKS INVOLVED IN FATAL ACCIDENTS, 2007  
FARS VEHICLE VARIABLES

<u>N</u>	<u>Prcnt</u>	<u>Code</u>	<u>Label</u>
447	8.9	12	Ford
133	2.6	20	Chevrolet
108	2.1	23	GMC
3	0.1	35	Datsun or Nissan
50	1.0	38	Isuzu
2	0.0	42	Mercedes-Benz
339	6.7	51	Volvo
17	0.3	52	Mitsubishi
1	0.0	80	Brockway
1	0.0	81	Diamond Reo or Reo
1,230	24.4	82	Freightliner
2	0.0	83	FWD
744	14.7	84	International Harvester or Navistar
528	10.5	85	Kenworth
404	8.0	86	Mack
565	11.2	87	Peterbilt
49	1.0	89	White/Autocar or White/GMC
249	4.9	98	Other make
34	0.7	99	Unknown

Variable	Name	Format	Type	Length
v109	VEHICLE MAKE-MODEL	FMKMD91F	Numeric	4

<u>N</u>	<u>Prcnt</u>	<u>Code</u>	<u>Label</u>
1	0.0	3884	AM General medium/heavy truck
1	0.0	3898	AM General other (medium/heavy truck)
2	0.0	7422	Dodge Durango (2004 on)
1	0.0	7461	B-series van/Ram van/Ram wagon
3	0.1	7472	Dodge Dakota
2	0.0	7481	D, W-series pickup
106	2.1	7482	Dodge Ram pickup
24	0.5	7880	Dodge medium/heavy pickup
3	0.1	7881	Dodge medium/heavy -- cab behind engine
31	0.6	12461	Ford E-series van/Econoline
205	4.1	12481	Ford F-series pickup
41	0.8	12880	Ford medium/heavy pickup (pickup-style only - over 10,000 lbs)
154	3.1	12881	Ford medium/heavy -- cab behind engine
3	0.1	12882	Ford medium/heavy -- cab over engine low entry
1	0.0	12883	Ford medium/heavy -- cab over engine high entry
3	0.1	12884	Ford medium/heavy -- unknown engine location

TRUCKS INVOLVED IN FATAL ACCIDENTS, 2007  
FARS VEHICLE VARIABLES

<u>N</u>	<u>Prcnt</u>	<u>Code</u>	<u>Label</u>
1	0.0	12898	Ford other (medium/heavy truck)
1	0.0	12899	Ford unknown (medium/heavy truck)
6	0.1	12999	Unknown Ford
1	0.0	20441	Chevrolet Astro van
9	0.2	20461	Chevrolet G-series van
1	0.0	20466	Chevrolet P-series van
53	1.0	20481	Chevrolet C, K, R, V-series pickup/Silverado
14	0.3	20880	Chevrolet medium/heavy pickup (pickup style only – over 10,000 lbs)
45	0.9	20881	Chevrolet medium/heavy -- cab behind engine
5	0.1	20882	Chevrolet medium/heavy -- cab over engine low entry
4	0.1	20884	Chevrolet medium/heavy -- unknown engine location
1	0.0	20899	Chevrolet unknown (medium/heavy truck)
1	0.0	23401	GMC Jimmy/Typhoon/Envoy
4	0.1	23461	GMC G-series van/Savana
2	0.0	23466	GMC P-series van
22	0.4	23481	GMC C, K, R, V-series pickup/Sierra
1	0.0	23499	GMC unknown (light truck)
2	0.0	23880	GMC medium/heavy pickup (pickup style only – over 10,000 lbs)
57	1.1	23881	GMC medium/heavy -- cab behind engine
9	0.2	23882	GMC medium/heavy -- cab over engine low entry
2	0.0	23884	GMC medium/heavy -- unknown engine location
1	0.0	23890	GMC medium/heavy -- cab over engine entry position unknown
2	0.0	23898	GMC other (medium/heavy truck)
5	0.1	23899	GMC unknown (medium/heavy truck)
1	0.0	35883	Nissan/Datsun medium/heavy -- cab over engine high entry
2	0.0	35898	Nissan/Datsun other (medium/heavy truck)
1	0.0	38471	Isuzu P'up (pickup)
4	0.1	38881	Isuzu medium/heavy -- cab behind engine
41	0.8	38882	Isuzu medium/heavy -- cab over engine low entry
1	0.0	38883	Isuzu medium/heavy -- cab over engine high entry
2	0.0	38884	Isuzu medium/heavy -- unknown engine location
1	0.0	38898	Isuzu other (medium/heavy truck)
2	0.0	42881	Mercedes-Benz medium/heavy – cab behind engine
280	5.5	51881	Volvo medium/heavy -- cab behind engine
8	0.2	51882	Volvo medium/heavy -- cab over engine low entry
10	0.2	51883	Volvo medium/heavy -- cab over engine high entry
31	0.6	51884	Volvo medium/heavy -- unknown engine location
1	0.0	51890	Volvo medium/heavy -- cab over engine unknown entry position
3	0.1	51898	Volvo other (medium/heavy truck)
6	0.1	51899	Volvo unknown (medium/heavy truck)



TRUCKS INVOLVED IN FATAL ACCIDENTS, 2007  
 FARS VEHICLE VARIABLES

<u>N</u>	<u>Prcnt</u>	<u>Code</u>	<u>Label</u>
17	0.3	52882	Mitsubishi medium/heavy -- cab over engine low entry
1	0.0	80898	Brockway other (medium/heavy truck)
1	0.0	81890	Diamond Reo medium/heavy -- cab over engine unknown entry
1	0.0	82461	Freightliner Sprinter/Advantage
835	16.5	82881	Freightliner medium/heavy -- cab behind engine
9	0.2	82882	Freightliner medium/heavy -- cab over engine low entry
282	5.6	82883	Freightliner medium/heavy -- cab over engine high entry
75	1.5	82884	Freightliner medium/heavy -- unknown engine location
2	0.0	82890	Freightliner medium/heavy -- cab over engine unknown entry position
1	0.0	82898	Freightliner other (medium/heavy truck)
24	0.5	82899	Freightliner unknown (medium/heavy truck)
1	0.0	82999	Unknown Freightliner
1	0.0	83881	FWD medium/heavy -- cab behind engine
1	0.0	83883	Medium/heavy -- cab over engine high entry
596	11.8	84881	International Harvester/Navistar medium/heavy -- cab behind
5	0.1	84882	International Harvester/Navistar medium/heavy -- cab over
40	0.8	84883	International Harvester/Navistar medium/heavy -- cab over
60	1.2	84884	International Harvester/Navistar medium/heavy -- unknown
3	0.1	84890	International Harvester/Navistar medium/heavy -- cab over
40	0.8	84899	International Harvester/Navistar unknown (medium/heavy truck)
480	9.5	85881	Kenworth medium/heavy -- cab behind engine
3	0.1	85882	Kenworth medium/heavy -- cab over engine low entry
4	0.1	85883	Kenworth medium/heavy -- cab over engine high entry
19	0.4	85884	Kenworth medium/heavy -- unknown engine location
1	0.0	85890	Kenworth medium/heavy -- cab over engine unknown entry position
6	0.1	85898	Kenworth other (medium/heavy truck)
15	0.3	85899	Kenworth unknown (medium/heavy truck)
316	6.3	86881	Mack medium/heavy -- cab behind engine
29	0.6	86882	Mack medium/heavy -- cab over engine low entry
4	0.1	86883	Mack medium/heavy -- cab over engine high entry
37	0.7	86884	Mack medium/heavy -- unknown engine location
1	0.0	86890	Mack medium/heavy -- cab over engine unknown entry position
17	0.3	86899	Mack unknown (medium/heavy truck)
398	7.9	87881	Peterbilt medium/heavy -- cab behind engine
5	0.1	87882	Peterbilt medium/heavy -- cab over engine low entry
113	2.2	87883	Peterbilt medium/heavy -- cab over engine high entry
29	0.6	87884	Peterbilt medium/heavy -- unknown engine location
2	0.0	87890	Peterbilt medium/heavy -- cab over engine unknown entry
1	0.0	87898	Peterbilt other (medium/heavy truck)
16	0.3	87899	Peterbilt unknown (medium/heavy truck)

TRUCKS INVOLVED IN FATAL ACCIDENTS, 2007  
FARS VEHICLE VARIABLES

<u>N</u>	<u>Prcnt</u>	<u>Code</u>	<u>Label</u>
1	0.0	87999	Unknown Peterbilt
38	0.8	89881	White/Autocar-White/GMC medium/heavy -- cab behind engine
3	0.1	89882	White/Autocar-White/GMC medium/heavy -- cab over engine low entry
3	0.1	89883	White/Autocar-White/GMC medium/heavy -- cab over engine high entry
3	0.1	89884	White/Autocar-White/GMC medium/heavy -- unknown engine location
1	0.0	89890	White/Autocar-White/GMC medium/heavy -- cab over engine unknown entry position
1	0.0	89899	White/Autocar-White/GMC unknown (medium/heavy truck)
55	1.1	98804	Other make Western Star
5	0.1	98805	Other make Oshkosh
13	0.3	98806	Other make Hino
6	0.1	98808	Other make UD
114	2.3	98809	Other make Sterling
19	0.4	98881	Other make medium/heavy -- cab behind engine
3	0.1	98882	Other make medium/heavy -- cab over engine low entry
27	0.5	98884	Other make medium/heavy -- unknown engine location
3	0.1	98890	Other make medium/heavy -- cab over engine entry position unknown
4	0.1	98898	Other make other (medium/heavy truck)
5	0.1	99881	Unknown make medium/heavy -- cab behind engine
1	0.0	99882	Unknown make medium/heavy -- cab over engine low entry
15	0.3	99884	Unknown make medium/heavy -- unknown engine location
3	0.1	99890	Unknown make medium/heavy -- cab over engine entry position unknown
1	0.0	99898	Unknown make other (medium/heavy truck)
9	0.2	99899	Unknown make unknown (medium/heavy truck)

Variable	Name	Format	Type	Length
v110	BODY TYPE	FBODY03F	Numeric	3

<u>N</u>	<u>Prcnt</u>	<u>Code</u>	<u>Label</u>
2	0.0	14	Compact utility (American National Standards Institute D-16 utility vehicle categories "small" and "midsize")
2	0.0	15	Large utility (American National Standards Institute D-16 utility vehicle categories "fullsize" and "large")
Van based light truck, gross vehicle weight rating <= 10,000 lbs			
1	0.0	20	Minivan
33	0.7	21	Large van -- includes van-based buses

<u>N</u>	<u>Prcnt</u>	<u>Code</u>	<u>Label</u>
16	0.3	22	Step-van or walk-in van
Light truck, gross vehicle weight rating <= 10,000 lbs			
2	0.0	30	Compact pickup (gross vehicle weight rating < 4,500 lbs.)
357	7.1	31	Standard pickup (gross vehicle weight rating 4,500 to 10,000 lbs.)
2	0.0	32	Pickup with slide-in camper
1	0.0	39	Unknown (pickup style) light conventional truck type
Other light conventional truck, gross vehicle weight rating <= 10,000 lbs			
31	0.6	40	Cab chassis based (includes light stake, light dump, light tow, rescue vehicles)
Heavy/medium truck, gross vehicle weight rating > 10,000 lbs			
24	0.5	60	Step van
201	4.0	61	Single-unit straight truck (10,000 lbs < gross vehicle weight rating <= 19,500 lbs)
250	5.0	62	Single-unit straight truck (19,500 lbs < gross vehicle weight rating <= 26,000 lbs)
807	16.0	63	Single-unit straight truck (gross vehicle weight rating > 26,000 lbs)
3	0.1	64	Single-unit straight truck (gross vehicle weight rating unknown)
3,202	63.4	66	Truck-tractor (cab only, or with any number of trailing units; any weight)
81	1.6	67	Medium/heavy pickup (Ford Super Duty 450/550)
2	0.0	72	Unknown if single-unit or combination unit heavy truck (gross vehicle weight rating > 26,000)
24	0.5	78	Unknown medium/heavy truck type
8	0.2	99	Unknown body type

Variable	Name	Format	Type	Length
v111	MODEL YEAR	FMODYR	Numeric	4

<u>N</u>	<u>Prcnt</u>	<u>Code</u>	<u>Label</u>
1	0.0	1966	1966
		-	Actual model year
52	1.0	1990	1990
38	0.8	1991	1991
47	0.9	1992	1992
85	1.7	1993	1993

TRUCKS INVOLVED IN FATAL ACCIDENTS, 2007  
FARS VEHICLE VARIABLES

<u>N</u>	<u>Prcnt</u>	<u>Code</u>	<u>Label</u>
121	2.4	1994	1994
155	3.1	1995	1995
167	3.3	1996	1996
176	3.5	1997	1997
245	4.9	1998	1998
376	7.4	1999	1999
419	8.3	2000	2000
310	6.1	2001	2001
223	4.4	2002	2002
293	5.8	2003	2003
297	5.9	2004	2004
562	11.1	2005	2005
582	11.5	2006	2006
542	10.7	2007	2007
55	1.1	2008	2008
44	0.9	9999	Unknown

Variable	Name	Format	Type	Length
v112	VIN	\$12	Char	12

---

<u>N</u>	<u>Prcnt</u>	<u>Code</u>	<u>Label</u>
----------	--------------	-------------	--------------

VEHICLE IDENTIFICATION NUMBER – FIRST 12 POSITIONS

Variable	Name	Format	Type	Length
v123	REGISTRATION STATE	FREG_ST	Numeric	3

---

<u>N</u>	<u>Prcnt</u>	<u>Code</u>	<u>Label</u>
36	0.7	0	Not applicable
106	2.1	1	Alabama
7	0.1	2	Alaska
80	1.6	4	Arizona
79	1.6	5	Arkansas
331	6.6	6	California
60	1.2	8	Colorado
18	0.4	9	Connecticut
6	0.1	10	Delaware
294	5.8	12	Florida
184	3.6	13	Georgia
3	0.1	15	Hawaii

TRUCKS INVOLVED IN FATAL ACCIDENTS, 2007  
FARS VEHICLE VARIABLES

<u>N</u>	<u>Prcnt</u>	<u>Code</u>	<u>Label</u>
27	0.5	16	Idaho
184	3.6	17	Illinois
227	4.5	18	Indiana
83	1.6	19	Iowa
37	0.7	20	Kansas
80	1.6	21	Kentucky
76	1.5	22	Louisiana
17	0.3	23	Maine
61	1.2	24	Maryland
26	0.5	25	Massachusetts
88	1.7	26	Michigan
74	1.5	27	Minnesota
54	1.1	28	Mississippi
84	1.7	29	Missouri
27	0.5	30	Montana
60	1.2	31	Nebraska
20	0.4	32	Nevada
9	0.2	33	New Hampshire
77	1.5	34	New Jersey
29	0.6	35	New Mexico
114	2.3	36	New York
174	3.4	37	North Carolina
13	0.3	38	North Dakota
153	3.0	39	Ohio
177	3.5	40	Oklahoma
54	1.1	41	Oregon
142	2.8	42	Pennsylvania
3	0.1	44	Rhode Island
73	1.4	45	South Carolina
25	0.5	46	South Dakota
135	2.7	47	Tennessee
366	7.2	48	Texas
43	0.9	49	Utah
6	0.1	50	Vermont
80	1.6	51	Virginia
77	1.5	53	Washington
32	0.6	54	West Virginia
83	1.6	55	Wisconsin
13	0.3	56	Wyoming
42	0.8	92	No registration

TRUCKS INVOLVED IN FATAL ACCIDENTS, 2007  
FARS VEHICLE VARIABLES

<u>N</u>	<u>Prcnt</u>	<u>Code</u>	<u>Label</u>
558	11.1	93	Multiple state registration
8	0.2	95	U.S. government tags
1	0.0	96	Military vehicle
59	1.2	97	Foreign country
7	0.1	98	Other registration
67	1.3	99	Unknown

Variable	Name	Format	Type	Length
v124	REGISTERED VEHICLE OWNER	FROWNER	Numeric	3

<u>N</u>	<u>Prcnt</u>	<u>Code</u>	<u>Label</u>
78	1.5	0	Not applicable, vehicle not registered
702	13.9	1	Driver (in this crash) was registered owner
409	8.1	2	Driver (in this crash) not registered owner (other private owner listed)
3,708	73.4	3	Vehicle registered as business/company/government vehicle
50	1.0	4	Vehicle registered as rental vehicle
1	0.0	5	Vehicle was stolen (reported by police)
17	0.3	6	Driverless/motor vehicle parked/stopped off roadway/in motion outside trafficway
84	1.7	9	Unknown

Variable	Name	Format	Type	Length
v125	ROLLOVER	FROLL	Numeric	3

<u>N</u>	<u>Prcnt</u>	<u>Code</u>	<u>Label</u>
4,345	86.1	0	No rollover
194	3.8	1	First event
510	10.1	2	Subsequent event

Variable	Name	Format	Type	Length
v126	JACKKNIFE	FJK82F	Numeric	3

Identifies the loss of control of a truck in motion where the trailer yaws more than 15 degrees from its normal straight line path behind the cab.

<u>N</u>	<u>Prcnt</u>	<u>Code</u>	<u>Label</u>
1,649	32.7	0	Not an articulated vehicle
3,189	63.2	1	No

<u>N</u>	<u>Prcnt</u>	<u>Code</u>	<u>Label</u>
75	1.5	2	First event
136	2.7	3	Subsequent event

Variable	Name	Format	Type	Length
v127	TRAVEL SPEED	FTSPEED	Numeric	3

<u>N</u>	<u>Prcnt</u>	<u>Code</u>	<u>Label</u>
233	4.6	0	Stopped motor vehicle in-transport
3	0.1	1	
		-	Actual miles per hour
0	0.0	96	
0	0.0	97	97 mph or greater
2,240	44.4	98	Not reported
719	14.2	99	Unknown

Variable	Name	Format	Type	Length
v129	VEHICLE TRAILERING	FVTOW87F	Numeric	3

Trailing unit applies to any device connected to a motor vehicle by a hitch, including tractor-trailer combinations, boat hitched onto a motor vehicle, etc. This does not include towed vehicles, such as a tow truck pulling a vehicle.

<u>N</u>	<u>Prcnt</u>	<u>Code</u>	<u>Label</u>
1,629	32.3	0	No
3,249	64.3	1	Yes, one trailer
141	2.8	2	Yes, two trailers
3	0.1	3	Yes, three or more trailers
4	0.1	4	Yes, number of trailers unknown
10	0.2	5	Vehicle towing another motor vehicle
13	0.3	9	Unknown

Variable	Name	Format	Type	Length
v130	VEHICLE CONFIGURATION	FVCON01F	Numeric	3

<u>N</u>	<u>Prcnt</u>	<u>Code</u>	<u>Label</u>
383	7.6	0	Not applicable, not a medium/heavy truck, bus or vehicle
620	12.3	1	Single-unit truck (2 axles, 6 tires)
571	11.3	2	Single-unit truck (3 or more axles)
114	2.3	3	Single-unit truck (unknown number of axles, tires)
127	2.5	4	Truck/trailer(s)

TRUCKS INVOLVED IN FATAL ACCIDENTS, 2007  
FARS VEHICLE VARIABLES

<u>N</u>	<u>Prcnt</u>	<u>Code</u>	<u>Label</u>
81	1.6	5	Truck tractor (bobtail)
2,894	57.3	6	Tractor/semi-trailer (one trailer)
138	2.7	7	Tractor/doubles (two trailers)
3	0.1	8	Tractor/triples (three trailers)
107	2.1	19	Medium/heavy truck, cannot classify
3	0.1	70	Light truck (van, mini van, panel, pickup, sport utility vehicle displaying a hazardous materials placard)
8	0.2	99	Unknown if light or medium/heavy truck or bus

Variable	Name	Format	Type	Length
v131	NUMBER OF AXLES	FAXLES	Numeric	3

---

<u>N</u>	<u>Prcnt</u>	<u>Code</u>	<u>Label</u>
383	7.6	0	Not applicable, not a medium/heavy truck or bus
644	12.8	2	2 axles
907	18.0	3	3 axles
185	3.7	4	4 axles
2,122	42.0	5	5 axles
104	2.1	6	6 axles
33	0.7	7	7 axles
32	0.6	8	8 axles
12	0.2	9	9 axles
6	0.1	10	10 axles
5	0.1	11	11 axles
1	0.0	12	12 axles
1	0.0	13	13 axles
604	12.0	98	Medium/heavy truck or bus, number of axles unknown
10	0.2	99	Unknown if light or medium/heavy truck or bus

Variable	Name	Format	Type	Length
v132	CARGO BODY TYPE	FCBT01F	Numeric	3

---

<u>N</u>	<u>Prcnt</u>	<u>Code</u>	<u>Label</u>
383	7.6	0	Not applicable, not a medium/heavy truck or bus
2,180	43.2	1	Van/enclosed box
377	7.5	2	Cargo tank
591	11.7	3	Flatbed
406	8.0	4	Dump
67	1.3	5	Concrete mixer
31	0.6	6	Auto transporter



TRUCKS INVOLVED IN FATAL ACCIDENTS, 2007  
FARS VEHICLE VARIABLES

<u>N</u>	<u>Prcnt</u>	<u>Code</u>	<u>Label</u>
100	2.0	7	Garbage/refuse
128	2.5	8	Grain, chips, gravel
29	0.6	9	Pole
38	0.8	10	Log
4	0.1	11	Intermodal chassis
6	0.1	12	Vehicle towing another motor vehicle
182	3.6	96	No cargo body type
182	3.6	97	Medium/heavy truck or bus, other cargo body type
335	6.6	98	Medium/heavy truck or bus, unknown cargo body type
10	0.2	99	Unknown if light or medium/heavy truck or bus

Variable	Name	Format	Type	Length
v133	SPECIAL USE	FSPECIAL	Numeric	3

Indicates that the vehicle was used for a function other than the primary function for which it was designed.

<u>N</u>	<u>Prcnt</u>	<u>Code</u>	<u>Label</u>
5,048	100.0	0	No special use
0	0.0	1	Taxi
0	0.0	2	Vehicle used as school bus
0	0.0	3	Vehicle used as other bus
0	0.0	4	Military
0	0.0	5	Police
0	0.0	6	Ambulance
0	0.0	7	Fire truck
1	0.0	9	Unknown

Variable	Name	Format	Type	Length
v134	EMERGENCY USE	FYESNO	Numeric	3

Refers to a vehicle traveling with physical emergency signals in use, such as red light blinking, siren sounding, etc.

<u>N</u>	<u>Prcnt</u>	<u>Code</u>	<u>Label</u>
5,049	100.0	0	No
0	0.0	1	Yes

TRUCKS INVOLVED IN FATAL ACCIDENTS, 2007  
FARS VEHICLE VARIABLES

Variable	Name	Format	Type	Length
v135	IMPACT POINT - INITIAL	FIMPACTA	Numeric	3

<u>N</u>	<u>Prcnt</u>	<u>Code</u>	<u>Label</u>
114	2.3	0	Noncollision
162	3.2	1	1 o'clock
72	1.4	2	2 o'clock
174	3.4	3	3 o'clock
81	1.6	4	4 o'clock
92	1.8	5	5 o'clock
591	11.7	6	6 o'clock
128	2.5	7	7 o'clock
125	2.5	8	8 o'clock
236	4.7	9	9 o'clock
136	2.7	10	10 o'clock
255	5.1	11	11 o'clock
2,699	53.5	12	12 o'clock
27	0.5	13	Top
75	1.5	14	Undercarriage
17	0.3	18	Vehicle set something in motion causing injury or damage (not a clock point)
65	1.3	99	Unknown

Variable	Name	Format	Type	Length
v136	IMPACT POINT - PRINCIPAL	FIMPACTA	Numeric	3

<u>N</u>	<u>Prcnt</u>	<u>Code</u>	<u>Label</u>
114	2.3	0	Noncollision
158	3.1	1	1 o'clock
71	1.4	2	2 o'clock
181	3.6	3	3 o'clock
79	1.6	4	4 o'clock
102	2.0	5	5 o'clock
586	11.6	6	6 o'clock
127	2.5	7	7 o'clock
132	2.6	8	8 o'clock
247	4.9	9	9 o'clock
139	2.8	10	10 o'clock
237	4.7	11	11 o'clock
2,602	51.5	12	12 o'clock
58	1.1	13	Top
102	2.0	14	Undercarriage

TRUCKS INVOLVED IN FATAL ACCIDENTS, 2007  
FARS VEHICLE VARIABLES

<u>N</u>	<u>Prcnt</u>	<u>Code</u>	<u>Label</u>
39	0.8	18	Vehicle set something in motion causing injury or damage (not a clock point)
75	1.5	99	Unknown

Variable	Name	Format	Type	Length
v137	EXTENT OF DEFORMATION	FEDEFORM	Numeric	3

<u>N</u>	<u>Prcnt</u>	<u>Code</u>	<u>Label</u>
322	6.4	0	None
692	13.7	2	Other (minor)
1,115	22.1	4	Functional (moderate)
2,842	56.3	6	Disabling (severe)
78	1.5	9	Unknown

Variable	Name	Format	Type	Length
v138	VEHICLE ROLE	FIMPAC	Numeric	3

<u>N</u>	<u>Prcnt</u>	<u>Code</u>	<u>Label</u>
114	2.3	0	Non-collision
2,588	51.3	1	Striking
2,102	41.6	2	Struck
240	4.8	3	Both
5	0.1	9	Unknown

Variable	Name	Format	Type	Length
v139	MANNER OF LEAVING SCENE	FTOW82F	Numeric	3

<u>N</u>	<u>Prcnt</u>	<u>Code</u>	<u>Label</u>
1,143	22.6	1	Driven
3,799	75.2	2	Towed away
16	0.3	3	Abandoned/left at scene
91	1.8	9	Unknown

TRUCKS INVOLVED IN FATAL ACCIDENTS, 2007  
FARS VEHICLE VARIABLES

Variable	Name	Format	Type	Length
v140	FIRE OCCURRENCE	FFIRE	Numeric	3

<u>N</u>	<u>Prcnt</u>	<u>Code</u>	<u>Label</u>
4,744	94.0	0	No fire
305	6.0	1	Fire occurred in vehicle during accident

Variable	Name	Format	Type	Length
v142	VEHICLE MANEUVER	FV_MAN	Numeric	3

<u>N</u>	<u>Prcnt</u>	<u>Code</u>	<u>Label</u>
3,545	70.2	1	Going straight
142	2.8	2	Slowing or stopping in traffic lane
39	0.8	3	Starting in traffic lane
248	4.9	4	Stopped in traffic lane
57	1.1	5	Passing or overtaking another vehicle
5	0.1	6	Leaving a parked position
7	0.1	7	Parked
2	0.0	8	Entering a parked position
87	1.7	9	Controlled maneuver to avoid animal, pedestrian, object, another vehicle, etc.
13	0.3	10	Turning right: right turn on red permitted
80	1.6	12	Turning right: right turn on red not known if permitted or right turn on red not applicable
218	4.3	13	Turning left
25	0.5	14	Making a U-turn
35	0.7	15	Backing up (other than for parking purposes)
74	1.5	16	Changing lanes or merging
442	8.8	17	Negotiating a curve
21	0.4	98	Other
9	0.2	99	Unknown

Variable	Name	Format	Type	Length
v143	CRASH AVOIDANCE MANUEVER	FCAVOID	Numeric	3

<u>N</u>	<u>Prcnt</u>	<u>Code</u>	<u>Label</u>
2,113	41.8	0	No avoidance maneuver reported
315	6.2	1	Braking (skid marks evident)
77	1.5	2	Braking (no skid marks; driver stated)
94	1.9	3	Braking (other reported evidence)
523	10.4	4	Steering (evidence or stated)

TRUCKS INVOLVED IN FATAL ACCIDENTS, 2007  
FARS VEHICLE VARIABLES

<u>N</u>	<u>Prcnt</u>	<u>Code</u>	<u>Label</u>
405	8.0	5	Steering and braking (evidence or stated)
20	0.4	6	Other avoidance maneuver
1,502	29.7	8	Not reported/inconclusive (by police)

Variable	Name	Format	Type	Length
v144	MOST HARMFUL EVENT	FFHE82F	Numeric	3

---

<u>N</u>	<u>Prcnt</u>	<u>Code</u>	<u>Label</u>
389	7.7	1	Overturn/rollover
129	2.6	2	Fire/explosion
4	0.1	3	Immersion
0	0.0	4	Gas inhalation
21	0.4	5	Fell/jumped from vehicle
1	0.0	6	Injured in vehicle (other than cargo/equipment loss/shift)
6	0.1	7	Other non-collision
330	6.5	8	Pedestrian
78	1.5	9	Pedal cycle
20	0.4	10	Railway train
3	0.1	11	Live animal
3,726	73.8	12	Motor vehicle in-transport on same roadway
35	0.7	13	Motor vehicle in-transport on different roadway
22	0.4	14	Parked motor vehicle or motor vehicle stopped off roadway
10	0.2	15	Non-motorist on personal conveyance
0	0.0	16	Thrown or falling object
2	0.0	17	Boulder
4	0.1	18	Other object (not fixed)
2	0.0	19	Building
1	0.0	20	Impact attenuator/crash cushion
17	0.3	21	Bridge pier or abutment
2	0.0	22	Bridge parapet end
6	0.1	23	Bridge rail
8	0.2	24	Guardrail face
13	0.3	25	Concrete traffic barrier
2	0.0	26	Other traffic barrier
3	0.1	27	Highway/traffic sign post/sign
2	0.0	28	Overhead sign support/sign
1	0.0	29	Luminaire/light support
15	0.3	30	Utility pole
0	0.0	31	Other post, other pole or other supports
5	0.1	32	Culvert

TRUCKS INVOLVED IN FATAL ACCIDENTS, 2007  
FARS VEHICLE VARIABLES

<u>N</u>	<u>Prcnt</u>	<u>Code</u>	<u>Label</u>
0	0.0	33	Curb
5	0.1	34	Ditch
8	0.2	35	Embankment - earth
4	0.1	36	Embankment - rock, stone or concrete
6	0.1	37	Embankment - material type unknown
4	0.1	38	Fence
2	0.0	39	Wall
1	0.0	40	Fire hydrant
0	0.0	41	Shrubbery
73	1.4	42	Tree (standing tree only)
3	0.1	43	Other fixed object
0	0.0	44	Pavement surface irregularity (pothole, grooved, grates)
5	0.1	45	Working motor vehicle (construction, maintenance or utility vehicle only)
0	0.0	46	Traffic signal support/signal
7	0.1	47	Vehicle occupant struck or run over by own vehicle
0	0.0	48	Snow bank
2	0.0	49	Ridden animal or animal-drawn conveyance
2	0.0	50	Bridge overhead structure
3	0.1	51	Jackknife (causing injury or damage)
3	0.1	52	Guardrail end
0	0.0	53	Mail box
55	1.1	54	Motor vehicle in-transport strikes or is struck by cargo, persons or objects set-in-motion from/by another motor vehicle in-transport
0	0.0	55	Other not-in-transport motor vehicle
7	0.1	60	Cargo/equipment loss or shift (causing injury or damage)
2	0.0	99	Unknown

The following list shows the code values given above grouped by collision type.

Noncollision Event

- 01 = Overturn/rollover
- 02 = Fire/explosion
- 03 = Immersion
- 04 = Gas inhalation
- 05 = Fell/jumped from vehicle
- 06 = Injured in vehicle (other than cargo/equipment loss or shift)
- 07 = Other non-collision
- 16 = Thrown or falling object
- 44 = Pavement surface irregularity (pothole, grooved, grates)
- 47 = Vehicle occupant struck or run over by own vehicle

- 51 = Jackknife (causing injury or damage)
- 60 = Cargo/equipment loss or shift (causing injury or damage)

Collision With Motor Vehicle

*Collision Involving Motor Vehicles In-Transport*

- 12 = Motor vehicle in-transport on same roadway
- 13 = Motor vehicle in-transport on different roadway
- 54 = Motor vehicle in-transport strikes or is struck by cargo, persons, or objects set-in-motion from/by another motor vehicle in-transport

*Collision Involving Motor Vehicles Not In-Transport*

- 14 = Parked motor vehicle or motor vehicle stopped off roadway
- 45 = Working motor vehicle (construction, maintenance or utility vehicle only)
- 55 = Other not in-transport motor vehicle

Collision with Object Not Fixed

- 08 = Pedestrian
- 09 = Pedalcycle
- 10 = Railway train
- 11 = Live animal
- 15 = Nonmotorist on personal conveyance
- 18 = Other object (not fixed)
- 49 = Ridden animal or animal-drawn conveyance

Collision with Fixed Object

- 17 = Boulder
- 19 = Building
- 20 = Impact attenuator/crash cushion
- 21 = Bridge pier or abutment
- 22 = Bridge parapet end
- 23 = Bridge rail
- 24 = Guardrail face
- 25 = Concrete traffic barrier
- 26 = Other traffic barrier
- 27 = Highway/traffic sign post/sign
- 28 = Overhead sign support/sign
- 29 = Luminaire/light support
- 30 = Utility pole
- 31 = Other post, other pole or other supports
- 32 = Culvert
- 33 = Curb
- 34 = Ditch
- 35 = Embankment – earth

TRUCKS INVOLVED IN FATAL ACCIDENTS, 2007  
FARS VEHICLE VARIABLES

36 = Embankment – rock, stone or concrete  
 37 = Embankment – material type unknown  
 38 = Fence  
 39 = Wall  
 40 = Fire hydrant  
 41 = Shrubbery  
 42 = Tree (standing tree only)  
 43 = Other fixed object  
 46 = Traffic signal support/signal  
 48 = Snow bank  
 50 = Bridge overhead structure  
 52 = Guardrail end  
 53 = Mail box

Variable	Name	Format	Type	Length
v145	NUMBER OF DEATHS IN VEH	FVDEATH	Numeric	3

NUMBER OF DEATHS IN VEHICLE

<u>N</u>	<u>Prcnt</u>	<u>Code</u>	<u>Label</u>
4,164	82.5	0	0 deaths
852	16.9	1	1 death
32	0.6	2	2 deaths
1	0.0	3	3 deaths

Variable	Name	Format	Type	Length
v151	VIN TRUCK FUEL CODE	V151_F	Numeric	4

<u>N</u>	<u>Prcnt</u>	<u>Code</u>	<u>Label</u>
0	0.0	1	(E) Electric operated
183	3.6	2	(G) Gas
4,658	92.3	3	(D) Diesel
1	0.0	4	(P) Propane
0	0.0	7	(*) Not available from vehicle identification number
0	0.0	8	(b) Unknown
207	4.1	9	(9) No vehicle identification number information



TRUCKS INVOLVED IN FATAL ACCIDENTS, 2007  
FARS VEHICLE VARIABLES

Variable	Name	Format	Type	Length
v152	VIN TRUCK WEIGHT CODE	FWGTCD	Numeric	3

<u>N</u>	<u>Prcnt</u>	<u>Code</u>	<u>Label</u>
9	0.2	0	Value not returned
487	9.6	3	10,001 - 14,000 lbs.
127	2.5	4	14,001 - 16,000 lbs.
98	1.9	5	16,001 - 19,500 lbs.
276	5.5	6	19,501 - 26,000 lbs.
324	6.4	7	26,001 - 33,000 lbs.
3,541	70.1	8	33,001 lbs. or more
187	3.7	9	Value not coded

Variable	Name	Format	Type	Length
v153	VIN TRUCK SERIES		Char	3

Variable	Name	Format	Type	Length
v155	LENGTH OF VIN		Numeric	3

<u>N</u>	<u>Prcnt</u>	<u>Code</u>	<u>Label</u>
1	0.0	5	
		-	Actual length
4,993	98.9	17	

Variable	Name	Format	Type	Length
v156	NUMBER UNINJURED IN VEH	FVUNINJ	Numeric	8

NUMBER UNINJURED IN VEHICLE

<u>N</u>	<u>Prcnt</u>	<u>Code</u>	<u>Label</u>
1,989	39.4	0	0 uninjured
2,722	53.9	1	1 uninjured
297	5.9	2	2 uninjured
30	0.6	3	3 uninjured
8	0.2	4	4 uninjured
2	0.0	5	5 uninjured
1	0.0	6	6 uninjured

TRUCKS INVOLVED IN FATAL ACCIDENTS, 2007  
FARS VEHICLE VARIABLES

Variable	Name	Format	Type	Length
v157	NUMBER C-INJURED IN VEH	FVCINJ	Numeric	8

## NUMBER C-INJURED IN VEHICLE

<u>N</u>	<u>Prcnt</u>	<u>Code</u>	<u>Label</u>
4,518	89.5	0	0 C-injured
496	9.8	1	1 C-injured
31	0.6	2	2 C-injured
3	0.1	3	3 C-injured
1	0.0	5	5 C-injured

Variable	Name	Format	Type	Length
v158	NUMBER B-INJURED IN VEH	FVBINJ	Numeric	8

## NUMBER B-INJURED IN VEHICLE

<u>N</u>	<u>Prcnt</u>	<u>Code</u>	<u>Label</u>
4,503	89.2	0	0 B-injured
504	10.0	1	1 B-injured
38	0.8	2	2 B-injured
3	0.1	3	3 B-injured
1	0.0	5	5 B-injured

Variable	Name	Format	Type	Length
v159	NUMBER A-INJURED IN VEH	FVAINJ	Numeric	8

## NUMBER A-INJURED IN VEHICLE

<u>N</u>	<u>Prcnt</u>	<u>Code</u>	<u>Label</u>
4,800	95.1	0	0 A-injured
234	4.6	1	1 A-injured
11	0.2	2	2 A-injured
2	0.0	3	3 A-injured
2	0.0	4	4 A-injured

Variable	Name	Format	Type	Length
v160	NUMBER K-INJURED IN VEH	FVKINJ	Numeric	8

NUMBER K-INJURED IN VEHICLE

<u>N</u>	<u>Prcnt</u>	<u>Code</u>	<u>Label</u>
4,164	82.5	0	0 killed
852	16.9	1	1 killed
32	0.6	2	2 killed
1	0.0	3	3 killed

Variable	Name	Format	Type	Length
v161	NUM UNK INJURED IN VEH	FVUNKINJ	Numeric	8

NUMBER UNKNOWN INJURED IN VEHICLE

<u>N</u>	<u>Prcnt</u>	<u>Code</u>	<u>Label</u>
5,044	99.9	0	0 unknown injured
5	0.1	1	1 unknown injured

Variable	Name	Format	Type	Length
v162	VEH RELATED FACTORS #1	FVRF	Numeric	3

RELATED FACTORS AT VEHICLE LEVEL RESPONSE #1

<u>N</u>	<u>Prcnt</u>	<u>Code</u>	<u>Label</u>
4,769	94.5	0	None

Vehicle conditions(s) noted:

49	1.0	1	Tires
60	1.2	2	Brake system
1	0.0	3	Steering system – includes tie-rod, kingpin, ball-joint, etc.
1	0.0	4	Suspension – includes springs, shock-absorbers, struts, etc.
5	0.1	5	Power train – includes universal-joint, drive-shaft, etc.
1	0.0	6	Exhaust system
1	0.0	7	Headlights
1	0.0	8	Signal lights
4	0.1	9	Other lights
0	0.0	10	Horn
0	0.0	11	Mirrors
1	0.0	12	Wipers
0	0.0	13	Driver seating and control

TRUCKS INVOLVED IN FATAL ACCIDENTS, 2007  
FARS VEHICLE VARIABLES

<u>N</u>	<u>Prcnt</u>	<u>Code</u>	<u>Label</u>
1	0.0	14	Body, doors, hood, other
6	0.1	15	Trailer hitch
2	0.0	16	Wheels
0	0.0	17	Air bag
8	0.2	18	Other vehicle defects
0	0.0	19	Safety belts
Special vehicle flags:			
52	1.0	31	Hit-and-run vehicle
1	0.0	32	Vehicle registration for handicapped
0	0.0	33	Vehicle being pushed by non-motorist
1	0.0	35	Reconstructed vehicle
0	0.0	36	Electric/alternative fuel vehicle
0	0.0	37	Transporting children to/from Head Start/day care
7	0.1	39	Highway construction, maintenance or utility vehicle, in-transport (inside or outside work zone)
0	0.0	40	Highway incident response vehicle
0	0.0	41	Police, fire, or emergency services vehicle working at the scene of an emergency or performing other traffic control activities
20	0.4	42	Other working vehicle (not construction, maintenance, utility, police, fire, or emergency services vehicle)
0	0.0	44	Adaptive equipment
58	1.1	99	Unknown

Variable	Name	Format	Type	Length
v163	VEH RELATED FACTORS #2	FVRF	Numeric	3

RELATED FACTORS AT VEHICLE LEVEL RESPONSE #2

<u>N</u>	<u>Prcnt</u>	<u>Code</u>	<u>Label</u>
4,976	98.6	0	None
Vehicle condition(s) noted:			
1	0.0	1	Tires
8	0.2	2	Brake system
1	0.0	4	Suspension
1	0.0	8	Signal lights
2	0.0	9	Other lights
1	0.0	18	Other vehicle defects

TRUCKS INVOLVED IN FATAL ACCIDENTS, 2007  
FARS VEHICLE VARIABLES

<u>N</u>	<u>Prcnt</u>	<u>Code</u>	<u>Label</u>
Special vehicle flags:			
1	0.0	39	Highway construction, maintenance or utility vehicle, in-transport (inside or outside work zone)
58	1.1	99	Unknown

Variable	Name	Format	Type	Length
v164	UNDERRIDE/OVERRIDE	FURID05F	Numeric	3

<u>N</u>	<u>Prcnt</u>	<u>Code</u>	<u>Label</u>
4,966	98.4	0	No underride or override
Underriding a motor vehicle in-transport			
9	0.2	1	Underride, compartment intrusion
0	0.0	2	Underride, no compartment intrusion
2	0.0	3	Underride, compartment intrusion unknown
Overriding a motor vehicle in-transport			
68	1.3	7	Overriding a motor vehicle in-transport
1	0.0	8	Overriding a motor vehicle not in-transport
3	0.1	9	Unknown if underride or override

Variable	Name	Format	Type	Length
v170	MOTOR CARRIER ID		Char	11

<u>N</u>	<u>Prcnt</u>	<u>Code</u>	<u>Label</u>
1	0.0		Unrecorded
383	7.6	00	Not applicable
1	0.0	01	
		-	FARS state code
1	0.0	56	
3183	63.4	57	US DOT
116	2.3	58	MC/MX (ICC)
3	0.0	95	Canada
339	6.7	88	None
414	8.2	99	Unknown

Identification Number (columns 3-11)	
0	Not applicable
888888888	None
999999999	Unknown

TRUCKS INVOLVED IN FATAL ACCIDENTS, 2007  
FARS VEHICLE VARIABLES

Variable	Name	Format	Type	Length
v171	BUS USE	FBUSUSE	Numeric	3

<u>N</u>	<u>Prcnt</u>	<u>Code</u>	<u>Label</u>
5,048	100.0	0	Not used as a bus
0	0.0	1	Used as a public school bus
0	0.0	2	Used as a private school bus
0	0.0	3	Used as a school bus, public or private unknown
0	0.0	4	Used as a scheduled service bus
0	0.0	5	Used as a tour bus
0	0.0	6	Used as a commuter bus
0	0.0	7	Used as a shuttle bus
0	0.0	8	Modified for personal/private use
1	0.0	9	Unknown bus use

Variable	Name	Format	Type	Length
v172	GVWR	FGVWR	Numeric	3

## GROSS VEHICLE WEIGHT RATING

<u>N</u>	<u>Prcnt</u>	<u>Code</u>	<u>Label</u>
383	7.6	0	Not applicable
608	12.0	2	10,001 - 26,000 lbs
4,043	80.1	3	26,001 lbs or more
15	0.3	9	Unknown

Variable	Name	Format	Type	Length
v173	EVENT #1	FSEQ04F	Numeric	3

## EVENT #1 RELATED TO THIS MOTOR VEHICLE

<u>N</u>	<u>Prcnt</u>	<u>Code</u>	<u>Label</u>
0	0.0	0	No event
46	0.9	1	Overturn/rollover
1	0.0	2	Fire/explosion
0	0.0	3	Immersion
0	0.0	4	Gas inhalation
23	0.5	5	Fell/jumped from vehicle
1	0.0	6	Injured in vehicle (other than cargo/equipment loss or shift)
11	0.2	7	Other non-collision
297	5.9	8	Pedestrian

TRUCKS INVOLVED IN FATAL ACCIDENTS, 2007  
FARS VEHICLE VARIABLES

<u>N</u>	<u>Prcnt</u>	<u>Code</u>	<u>Label</u>
76	1.5	9	Pedal cycle
22	0.4	10	Railway train
4	0.1	11	Live animal
3,692	73.1	12	Motor vehicle in-transport on same roadway
7	0.1	13	Motor vehicle in-transport on different roadway
11	0.2	14	Parked motor vehicle or vehicle stopped off roadway
9	0.2	15	Non-motorist on personal conveyance
0	0.0	16	Thrown or falling object
0	0.0	17	Boulder
9	0.2	18	Other object (not fixed)
0	0.0	19	Building
0	0.0	20	Impact attenuator/crash cushion
1	0.0	21	Bridge pier or abutment
0	0.0	22	Bridge parapet end
1	0.0	23	Bridge rail
6	0.1	24	Guardrail face
5	0.1	25	Concrete traffic barrier
0	0.0	26	Other traffic barrier
0	0.0	27	Highway/traffic sign post/sign
5	0.1	28	Overhead sign support/sign
0	0.0	29	Luminaire/light support
1	0.0	30	Utility pole
0	0.0	31	Other post, other pole or other supports
0	0.0	32	Culvert
2	0.0	33	Curb
1	0.0	34	Ditch
5	0.1	35	Embankment - earth
0	0.0	36	Embankment - rock, stone or concrete
0	0.0	37	Embankment - material type unknown
0	0.0	38	Fence
0	0.0	39	Wall
0	0.0	40	Fire hydrant
0	0.0	41	Shrubbery
2	0.0	42	Tree (standing tree only)
2	0.0	43	Other fixed object
0	0.0	44	Pavement surface irregularity (pothole, grooved, grates)
6	0.1	45	Working motor vehicle (construction, maintenance or utility vehicle only)
0	0.0	46	Traffic signal support/signal
1	0.0	47	Vehicle occupant struck or run over by own vehicle
0	0.0	48	Snow bank
1	0.0	49	Ridden animal or animal-drawn conveyance

TRUCKS INVOLVED IN FATAL ACCIDENTS, 2007  
FARS VEHICLE VARIABLES

<u>N</u>	<u>Prcnt</u>	<u>Code</u>	<u>Label</u>
4	0.1	50	Bridge overhead structure
23	0.5	51	Jackknife
0	0.0	52	Guardrail end
0	0.0	53	Mail box
38	0.8	54	Motor vehicle in-transport strikes or is struck by cargo, persons or objects set-in-motion from/by another motor vehicle in-transport
0	0.0	55	Other not in-transport motor vehicle
10	0.2	60	Cargo/equipment loss or shift (causing injury or damage)
16	0.3	61	Equipment failure (blown tire, brake failure, etc.)
6	0.1	62	Separation of units
329	6.5	63	Ran off road - right
144	2.9	64	Ran off road - left
228	4.5	65	Cross median/centerline
1	0.0	66	Downhill runaway
2	0.0	67	Vehicle went airborne
0	0.0	99	Unknown

Variable	Name	Format	Type	Length
v174	EVENT #2	FSEQ04F	Numeric	3

## EVENT #2 RELATED TO THIS MOTOR VEHICLE

<u>N</u>	<u>Prcnt</u>	<u>Code</u>	<u>Label</u>
2,893	57.3	0	No event
196	3.9	1	Overturn/rollover
100	2.0	2	Fire/explosion
2	0.0	5	Fell/jumped from vehicle
4	0.1	7	Other non-collision
25	0.5	8	Pedestrian
3	0.1	9	Pedal cycle
1	0.0	10	Railway train
1	0.0	11	Live animal
406	8.0	12	Motor vehicle in-transport on same roadway
9	0.2	13	Motor vehicle in-transport on different roadway
31	0.6	14	Parked motor vehicle or vehicle stopped off roadway
1	0.0	18	Other object (not fixed)
1	0.0	19	Building
2	0.0	20	Impact attenuator/crash cushion
5	0.1	21	Bridge pier or abutment
2	0.0	22	Bridge parapet end



TRUCKS INVOLVED IN FATAL ACCIDENTS, 2007  
 FARS VEHICLE VARIABLES

<u>N</u>	<u>Prcnt</u>	<u>Code</u>	<u>Label</u>
10	0.2	23	Bridge rail
81	1.6	24	Guardrail face
27	0.5	25	Concrete traffic barrier
5	0.1	26	Other traffic barrier
16	0.3	27	Highway/traffic sign post/sign
2	0.0	28	Overhead sign support/sign
2	0.0	29	Luminaire/light support
9	0.2	30	Utility pole
5	0.1	31	Other post, other pole or other supports
12	0.2	32	Culvert
7	0.1	33	Curb
32	0.6	34	Ditch
12	0.2	35	Embankment - earth
4	0.1	36	Embankment - rock, stone or concrete
15	0.3	37	Embankment - material type unknown
8	0.2	38	Fence
3	0.1	39	Wall
1	0.0	40	Fire hydrant
42	0.8	42	Tree (standing tree only)
7	0.1	43	Other fixed object
2	0.0	45	Working motor vehicle (construction, maintenance or utility vehicle only)
4	0.1	47	Vehicle occupant struck or run over by own vehicle
1	0.0	49	Ridden animal or animal-drawn conveyance
2	0.0	50	Bridge overhead structure
89	1.8	51	Jackknife
19	0.4	52	Guardrail end
3	0.1	53	Mail box
19	0.4	54	Motor vehicle in-transport strikes or is struck by cargo, persons or objects set-in-motion from/by another motor vehicle in-transport
1	0.0	55	Other not in-transport motor vehicle
23	0.5	60	Cargo/equipment loss or shift (causing injury or damage)
2	0.0	61	Equipment failure (blown tire, brake failure, etc.)
12	0.2	62	Separation of units
466	9.2	63	Ran off road - right
241	4.8	64	Ran off road - left
178	3.5	65	Cross median/centerline
5	0.1	67	Vehicle went airborne

TRUCKS INVOLVED IN FATAL ACCIDENTS, 2007  
FARS VEHICLE VARIABLES

Variable	Name	Format	Type	Length
v175	EVENT #3	FSEQ04F	Numeric	3

## EVENT #3 RELATED TO THIS MOTOR VEHICLE

<u>N</u>	<u>Prcnt</u>	<u>Code</u>	<u>Label</u>
3,737	74.0	0	No event
232	4.6	1	Overturn/rollover
68	1.3	2	Fire/explosion
5	0.1	3	Immersion
1	0.0	4	Gas inhalation
1	0.0	5	Fell/jumped from vehicle
1	0.0	7	Other non-collision
19	0.4	8	Pedestrian
135	2.7	12	Motor vehicle in-transport on same roadway
14	0.3	13	Motor vehicle in-transport on different roadway
17	0.3	14	Parked motor vehicle or vehicle stopped off roadway
1	0.0	15	Non-motorist on personal conveyance
2	0.0	17	Boulder
1	0.0	18	Other object (not fixed)
4	0.1	19	Building
1	0.0	20	Impact attenuator/crash cushion
10	0.2	21	Bridge pier or abutment
1	0.0	22	Bridge parapet end
9	0.2	23	Bridge rail
62	1.2	24	Guardrail face
28	0.6	25	Concrete traffic barrier
3	0.1	26	Other traffic barrier
19	0.4	27	Highway/traffic sign post/sign
3	0.1	28	Overhead sign support/sign
3	0.1	29	Luminaire/light support
31	0.6	30	Utility pole
11	0.2	31	Other post, other pole or other supports
12	0.2	32	Culvert
12	0.2	33	Curb
49	1.0	34	Ditch
20	0.4	35	Embankment - earth
5	0.1	36	Embankment - rock, stone or concrete
17	0.3	37	Embankment - material type unknown
43	0.9	38	Fence
2	0.0	39	Wall
2	0.0	40	Fire hydrant
2	0.0	41	Shrubbery

TRUCKS INVOLVED IN FATAL ACCIDENTS, 2007  
FARS VEHICLE VARIABLES

<u>N</u>	<u>Prcnt</u>	<u>Code</u>	<u>Label</u>
72	1.4	42	Tree (standing tree only)
8	0.2	43	Other fixed object
0	0.0	44	Pavement surface irregularity (pothole, grooved, grates)
2	0.0	45	Working motor vehicle (construction, maintenance or utility vehicle only)
5	0.1	46	Traffic signal support/signal
1	0.0	47	Vehicle occupant struck or run over by own vehicle
2	0.0	50	Bridge overhead structure
51	1.0	51	Jackknife
6	0.1	52	Guardrail end
2	0.0	53	Mail box
7	0.1	54	Motor vehicle in-transport strikes or is struck by cargo, persons or objects set-in-motion from/by another motor vehicle in-transport
1	0.0	55	Other not in-transport motor vehicle
15	0.3	60	Cargo/equipment loss or shift (causing injury or damage)
20	0.4	62	Separation of units
77	1.5	63	Ran off road - right
133	2.6	64	Ran off road - left
47	0.9	65	Cross median/centerline
17	0.3	67	Vehicle went airborne

Variable	Name	Format	Type	Length
v176	EVENT #4	FSEQ04F	Numeric	3

EVENT #4 RELATED TO THIS MOTOR VEHICLE

<u>N</u>	<u>Prcnt</u>	<u>Code</u>	<u>Label</u>
4,342	86.0	0	No event
154	3.1	1	Overturn/rollover
60	1.2	2	Fire/explosion
2	0.0	3	Immersion
2	0.0	5	Fell/jumped from vehicle
11	0.2	8	Pedestrian
1	0.0	11	Live animal
44	0.9	12	Motor vehicle in-transport on same roadway
12	0.2	13	Motor vehicle in-transport on different roadway
13	0.3	14	Parked motor vehicle or vehicle stopped off roadway
1	0.0	17	Boulder
2	0.0	18	Other object (not fixed)
1	0.0	19	Building
1	0.0	20	Impact attenuator/crash cushion

TRUCKS INVOLVED IN FATAL ACCIDENTS, 2007  
FARS VEHICLE VARIABLES

<u>N</u>	<u>Prcnt</u>	<u>Code</u>	<u>Label</u>
11	0.2	21	Bridge pier or abutment
1	0.0	22	Bridge parapet end
6	0.1	23	Bridge rail
27	0.5	24	Guardrail face
14	0.3	25	Concrete traffic barrier
2	0.0	26	Other traffic barrier
15	0.3	27	Highway/traffic sign post/sign
2	0.0	28	Overhead sign support/sign
1	0.0	29	Luminaire/light support
20	0.4	30	Utility pole
5	0.1	31	Other post, other pole or other supports
4	0.1	32	Culvert
3	0.1	33	Curb
26	0.5	34	Ditch
7	0.1	35	Embankment - earth
3	0.1	36	Embankment - rock, stone or concrete
12	0.2	37	Embankment - material type unknown
28	0.6	38	Fence
4	0.1	39	Wall
4	0.1	41	Shrubbery
43	0.9	42	Tree (standing tree only)
3	0.1	43	Other fixed object
2	0.0	45	Working motor vehicle (construction, maintenance or utility vehicle only)
1	0.0	46	Traffic signal support/signal
1	0.0	50	Bridge overhead structure
24	0.5	51	Jackknife
5	0.1	53	Mail box
11	0.2	54	Motor vehicle in-transport strikes or is struck by cargo, persons or objects set-in-motion from/by another motor vehicle in-transport
1	0.0	55	Other not in-transport motor vehicle
26	0.5	60	Cargo/equipment loss or shift (causing injury or damage)
16	0.3	62	Separation of units
18	0.4	63	Ran off road - right
37	0.7	64	Ran off road - left
12	0.2	65	Cross median/centerline
8	0.2	67	Vehicle went airborne

Variable	Name	Format	Type	Length
v177	EVENT #5	FSEQ04F	Numeric	3

EVENT #5 RELATED TO THIS MOTOR VEHICLE

<u>N</u>	<u>Prcnt</u>	<u>Code</u>	<u>Label</u>
4,707	93.2	0	No event
71	1.4	1	Overturn/rollover
38	0.8	2	Fire/explosion
4	0.1	3	Immersion
2	0.0	7	Other non-collision
3	0.1	8	Pedestrian
19	0.4	12	Motor vehicle in-transport on same roadway
15	0.3	13	Motor vehicle in-transport on different roadway
11	0.2	14	Parked motor vehicle or vehicle stopped off roadway
1	0.0	17	Boulder
1	0.0	18	Other object (not fixed)
4	0.1	19	Building
5	0.1	21	Bridge pier or abutment
2	0.0	23	Bridge rail
8	0.2	24	Guardrail face
2	0.0	25	Concrete traffic barrier
8	0.2	27	Highway/traffic sign post/sign
9	0.2	30	Utility pole
3	0.1	31	Other post, other pole or other supports
1	0.0	32	Culvert
1	0.0	33	Curb
6	0.1	34	Ditch
7	0.1	35	Embankment - earth
4	0.1	36	Embankment - rock, stone or concrete
4	0.1	37	Embankment - material type unknown
14	0.3	38	Fence
27	0.5	42	Tree (standing tree only)
3	0.1	43	Other fixed object
1	0.0	47	Vehicle occupant struck or run over by own vehicle
15	0.3	51	Jackknife
1	0.0	53	Mail box
8	0.2	54	Motor vehicle in-transport strikes or is struck by cargo, persons or objects set-in-motion from/by another motor vehicle in-transport
16	0.3	60	Cargo/equipment loss or shift (causing injury or damage)
4	0.1	62	Separation of units
4	0.1	63	Ran off road - right

TRUCKS INVOLVED IN FATAL ACCIDENTS, 2007  
FARS VEHICLE VARIABLES

<u>N</u>	<u>Prcnt</u>	<u>Code</u>	<u>Label</u>
15	0.3	64	Ran off road - left
2	0.0	65	Cross median/centerline
3	0.1	67	Vehicle went airborne

Variable	Name	Format	Type	Length
v178	EVENT #6	FSEQ04F	Numeric	3

---

## EVENT #6 RELATED TO THIS MOTOR VEHICLE

<u>N</u>	<u>Prcnt</u>	<u>Code</u>	<u>Label</u>
4,894	96.9	0	No event
16	0.3	1	Overturn/rollover
38	0.8	2	Fire/explosion
2	0.0	3	Immersion
1	0.0	8	Pedestrian
1	0.0	11	Live animal
12	0.2	12	Motor vehicle in-transport on same roadway
2	0.0	13	Motor vehicle in-transport on different roadway
6	0.1	14	Parked motor vehicle or vehicle stopped off roadway
1	0.0	17	Boulder
1	0.0	18	Other object (not fixed)
1	0.0	19	Building
1	0.0	21	Bridge pier or abutment
1	0.0	23	Bridge rail
6	0.1	24	Guardrail face
1	0.0	29	Luminaire/light support
1	0.0	30	Utility pole
2	0.0	31	Other post, other pole or other supports
1	0.0	32	Culvert
1	0.0	33	Curb
4	0.1	34	Ditch
4	0.1	35	Embankment - earth
3	0.1	37	Embankment - material type unknown
6	0.1	38	Fence
10	0.2	42	Tree (standing tree only)
1	0.0	43	Other fixed object
7	0.1	51	Jackknife
4	0.1	54	Motor vehicle in-transport strikes or is struck by cargo, persons or objects set-in-motion from/by another motor vehicle in-transport
11	0.2	60	Cargo/equipment loss or shift (causing injury or damage)

TRUCKS INVOLVED IN FATAL ACCIDENTS, 2007  
FARS VEHICLE VARIABLES

<u>N</u>	<u>Prcnt</u>	<u>Code</u>	<u>Label</u>
8	0.2	62	Separation of units
2	0.0	64	Ran off road - left

Variable	Name	Format	Type	Length
v179	HAZARDOUS MATERIAL CLASS NUMBER	FHAZ4F	Numeric	3

<u>N</u>	<u>Prcnt</u>	<u>Code</u>	<u>Label</u>
4,868	96.4	0	Not applicable
6	0.1	1	Explosives
23	0.5	2	Gases
105	2.1	3	Flammable liquid and combustible liquid
1	0.0	4	Flammable solid, spontaneously combustible, and dangerous when wet
1	0.0	5	Oxidizers and organic peroxide
2	0.0	6	Poison (toxic) and poison inhalation hazard
16	0.3	8	Corrosive
5	0.1	9	Miscellaneous
22	0.4	88	Not reported

Variable	Name	Format	Type	Length
v180	HAZARDOUS MATERIAL ID NUMBER	FHAZ3F	Numeric	4

<u>N</u>	<u>Prcnt</u>	<u>Code</u>	<u>Label</u>
4,868	96.4	0	Not applicable
1	0.0	3	
		-	Hazardous material ID
1	0.0	3931	
36	0.7	8888	Not reported

Variable	Name	Format	Type	Length
v181	HAZARDOUS MATERIAL INVOLVEMENT	FHAZ07F	Numeric	3

<u>N</u>	<u>Prcnt</u>	<u>Code</u>	<u>Label</u>
4,868	96.4	1	No
181	3.6	2	Yes

TRUCKS INVOLVED IN FATAL ACCIDENTS, 2007  
FARS VEHICLE VARIABLES

Variable	Name	Format	Type	Length
v182	HAZARDOUS MATERIAL PLACARD	FHAZ2F	Numeric	3

<u>N</u>	<u>Prcnt</u>	<u>Code</u>	<u>Label</u>
4,868	96.4	0	Not applicable
0	0.0	1	No
174	3.4	2	Yes
7	0.1	8	Not reported

Variable	Name	Format	Type	Length
v183	HAZARDOUS MATERIAL RELEASED	FHAZ2F	Numeric	3

<u>N</u>	<u>Prcnt</u>	<u>Code</u>	<u>Label</u>
4,868	96.4	0	Not applicable
96	1.9	1	No
64	1.3	2	Yes
21	0.4	8	Not reported

Variable	Name	Format	Type	Length
v184	MCID ISSUING AUTHORITY	FSTATES	Numeric	3

<u>N</u>	<u>Prcnt</u>	<u>Code</u>	<u>Label</u>
392	7.8	0	Not applicable
9	0.2	1	
		-	FARS state code
52	1.0	56	
3,184	63.1	57	US DOT
115	2.3	58	MC/MX (ICC)
339	6.7	88	None
3	0.1	95	Canada
414	8.2	99	Unknown

Variable	Name	Format	Type	Length
v185	MCID IDENTIFICATION NUMBER		Char	9

<u>N</u>	<u>Prcnt</u>	<u>Code</u>	<u>Label</u>
1	0.0		
2	0.0	00000	
		-	MCID identification number
1	0.0	MC041648	



TRUCKS INVOLVED IN FATAL ACCIDENTS, 2007  
FARS VEHICLE VARIABLES

<u>N</u>	<u>Prcnt</u>	<u>Code</u>	<u>Label</u>
384	7.6	000000000	Not applicable
367	7.3	888888888	None
439	8.7	999999999	Unknown

TRUCKS INVOLVED IN FATAL ACCIDENTS, 2007  
FARS VEHICLE VARIABLES

### The DRIVER Variables

Variables 207 through 236 describe the driver of the truck involved in the accident.

Variable	Name	Format	Type	Length
v207	DRIVER PRESENCE	FDRIVER	Numeric	3

<u>N</u>	<u>Prcnt</u>	<u>Code</u>	<u>Label</u>
5,012	99.3	1	Driver-operated vehicle
32	0.6	2	Driverless
5	0.1	3	Driver left scene
0	0.0	4	Motor vehicle not in-transport (parked, stopped off roadway, working, in motion outside trafficway)

Variable	Name	Format	Type	Length
v208	DRIVER DRINKING	FDRIVEDR	Numeric	3

<u>N</u>	<u>Prcnt</u>	<u>Code</u>	<u>Label</u>
4,940	97.8	0	No (alcohol not involved)
109	2.2	1	Yes (alcohol involved)

Variable	Name	Format	Type	Length
v209	LICENSE STATE	FSTATES	Numeric	3

<u>N</u>	<u>Prcnt</u>	<u>Code</u>	<u>Label</u>
133	2.6	1	Alabama
7	0.1	2	Alaska
79	1.6	4	Arizona
112	2.2	5	Arkansas
413	8.2	6	California
80	1.6	8	Colorado
20	0.4	9	Connecticut
6	0.1	10	Delaware
330	6.5	12	Florida
243	4.8	13	Georgia
3	0.1	15	Hawaii
28	0.6	16	Idaho
157	3.1	17	Illinois
124	2.5	18	Indiana
83	1.6	19	Iowa
65	1.3	20	Kansas

TRUCKS INVOLVED IN FATAL ACCIDENTS, 2007  
FARS DRIVER VARIABLES

<u>N</u>	<u>Prcnt</u>	<u>Code</u>	<u>Label</u>
103	2.0	21	Kentucky
88	1.7	22	Louisiana
20	0.4	23	Maine
70	1.4	24	Maryland
32	0.6	25	Massachusetts
151	3.0	26	Michigan
85	1.7	27	Minnesota
93	1.8	28	Mississippi
125	2.5	29	Missouri
32	0.6	30	Montana
48	1.0	31	Nebraska
32	0.6	32	Nevada
11	0.2	33	New Hampshire
70	1.4	34	New Jersey
38	0.8	35	New Mexico
145	2.9	36	New York
195	3.9	37	North Carolina
14	0.3	38	North Dakota
147	2.9	39	Ohio
104	2.1	40	Oklahoma
58	1.1	41	Oregon
176	3.5	42	Pennsylvania
4	0.1	44	Rhode Island
93	1.8	45	South Carolina
21	0.4	46	South Dakota
145	2.9	47	Tennessee
540	10.7	48	Texas
40	0.8	49	Utah
7	0.1	50	Vermont
89	1.8	51	Virginia
95	1.9	53	Washington
36	0.7	54	West Virginia
87	1.7	55	Wisconsin
13	0.3	56	Wyoming
58	1.1	95	Canada
16	0.3	96	Mexico
15	0.3	97	Other country
70	1.4	99	Unknown

TRUCKS INVOLVED IN FATAL ACCIDENTS, 2007  
FARS DRIVER VARIABLES

Variable	Name	Format	Type	Length
v210A	NON_CD_L LICENSE TYPE	FLTYPF	Numeric	3

NON-COMMERCIAL DRIVER LICENSE TYPE, REGARDLESS OF VEHICLE DRIVEN

<u>N</u>	<u>Prcnt</u>	<u>Code</u>	<u>Label</u>
17	0.3	0	Not licensed
4,854	96.1	1	Full driver license
7	0.1	2	Intermediate driver license
1	0.0	7	Learner's permit
2	0.0	8	Temporary license
168	3.3	9	Unknown license type

Variable	Name	Format	Type	Length
v210B	NON-CDL LICENSE STATUS	FLST93F	Numeric	3

NON-COMMERCIAL DRIVER LICENSE STATUS, REGARDLESS OF VEHICLE DRIVEN

<u>N</u>	<u>Prcnt</u>	<u>Code</u>	<u>Label</u>
17	0.3	0	Not licensed
71	1.4	1	Suspended
3	0.1	2	Revoked
15	0.3	3	Expired
1	0.0	4	Canceled or denied
4,773	94.5	6	Valid
169	3.3	9	Unknown license status

Variable	Name	Format	Type	Length
v211	LICENSE CLASS COMPLIANCE	FCOM87F	Numeric	3

LICENSE COMPLIANCE (FOR THIS CLASS VEHICLE)

<u>N</u>	<u>Prcnt</u>	<u>Code</u>	<u>Label</u>
17	0.3	0	Not licensed
1	0.0	1	No license required for this class vehicle
159	3.1	2	No valid license for this class vehicle
4,675	92.6	3	Valid license for this class vehicle
23	0.5	8	Unknown if commercial driver license and/or commercial driver license endorsement required for this vehicle
174	3.4	9	Unknown

TRUCKS INVOLVED IN FATAL ACCIDENTS, 2007  
FARS DRIVER VARIABLES

Variable	Name	Format	Type	Length
v212	CDL LICENSE STATUS	FCDL93F	Numeric	3

COMMERCIAL MOTOR VEHICLE LICENSE STATUS

<u>N</u>	<u>Prcnt</u>	<u>Code</u>	<u>Label</u>
784	15.5	0	No (commercial driver license)
39	0.8	1	Suspended
1	0.0	2	Revoked
21	0.4	3	Expired
1	0.0	4	Canceled or denied
10	0.2	5	Disqualified
3,985	78.9	6	Valid
8	0.2	7	Learner's permit
21	0.4	8	Other - not valid
179	3.5	9	Unknown

Variable	Name	Format	Type	Length
v213	LICENSE ENDORSEMENTS	FEND91F	Numeric	3

COMPLIANCE WITH LICENSE ENDORSEMENTS

<u>N</u>	<u>Prcnt</u>	<u>Code</u>	<u>Label</u>
3,289	65.1	0	No endorsements required for this vehicle
1,065	21.1	1	Endorsement(s) required, complied with
31	0.6	2	Endorsement(s) required, not complied with
350	6.9	3	Endorsement(s) required, compliance unknown
314	6.2	9	Unknown if required

Variable	Name	Format	Type	Length
v214	LICENSE RESTRICTIONS MET	FLREST	Numeric	3

COMPLIANCE WITH LICENSE RESTRICTIONS

<u>N</u>	<u>Prcnt</u>	<u>Code</u>	<u>Label</u>
3,449	68.3	0	No restrictions or not applicable
332	6.6	1	Restrictions complied with
24	0.5	2	Restrictions not complied with
1,053	20.9	3	Restrictions, compliance unknown
191	3.8	9	Unknown

Variable	Name	Format	Type	Length
v216	NUMBER OF PREV ACCIDENTS	FNOPAC	Numeric	3

NUMBER OF PREVIOUS RECORDED ACCIDENTS

<u>N</u>	<u>Prcnt</u>	<u>Code</u>	<u>Label</u>
3,850	76.3	0	0 accidents
535	10.6	1	1 accident
89	1.8	2	2 accidents
23	0.5	3	3 accidents
4	0.1	4	4 accidents
332	6.6	98	Accidents not reported on driving record
216	4.3	99	Unknown

Variable	Name	Format	Type	Length
v217	NUMBER PREV SUSPENSIONS	FNOPSUS	Numeric	3

NUMBER OF PREVIOUS SUSPENSIONS/REVOICATIONS

<u>N</u>	<u>Prcnt</u>	<u>Code</u>	<u>Label</u>
4,423	87.6	0	0 suspensions
235	4.7	1	1 suspension
83	1.6	2	2 suspensions
43	0.9	3	3 suspensions
22	0.4	4	4 suspensions
15	0.3	5	5 suspensions
3	0.1	6	6 suspensions
1	0.0	7	7 suspensions
3	0.1	8	8 suspensions
3	0.1	9	9 suspensions
1	0.0	10	10 suspensions
1	0.0	11	11 suspensions
216	4.3	99	Unknown

Variable	Name	Format	Type	Length
v218	NUMBER OF PREV DWI CONV	FNODWI	Numeric	3

NUMBER OF PREVIOUS DRIVING WHILE INTOXICATED CONVICTIONS

<u>N</u>	<u>Prcnt</u>	<u>Code</u>	<u>Label</u>
4,802	95.1	0	0 driving while intoxicated convictions
27	0.5	1	1 driving while intoxicated conviction

TRUCKS INVOLVED IN FATAL ACCIDENTS, 2007  
FARS DRIVER VARIABLES

<u>N</u>	<u>Prcnt</u>	<u>Code</u>	<u>Label</u>
4	0.1	2	2 driving while intoxicated convictions
216	4.3	99	Unknown

Variable	Name	Format	Type	Length
v219	NUM PREV SPEEDING CONV	FNOPSPD	Numeric	3

---

NUMBER OF PREVIOUS SPEEDING CONVICTIONS

<u>N</u>	<u>Prcnt</u>	<u>Code</u>	<u>Label</u>
3,657	72.4	0	0 speed convictions
839	16.6	1	1 speed conviction
226	4.5	2	2 speed convictions
79	1.6	3	3 speed convictions
23	0.5	4	4 speed convictions
6	0.1	5	5 speed convictions
1	0.0	7	7 speed convictions
1	0.0	9	9 speed convictions
1	0.0	12	12 speed convictions
216	4.3	99	Unknown

Variable	Name	Format	Type	Length
v220	NUM PREV OTHER MV CONV	FNOPOTH	Numeric	3

---

NUMBER OF PREVIOUS OTHER HARMFUL MOVING VIOLATIONS CONVICTIONS

<u>N</u>	<u>Prcnt</u>	<u>Code</u>	<u>Label</u>
3,614	71.6	0	0 other convictions
817	16.2	1	1 other conviction
245	4.9	2	2 other convictions
91	1.8	3	3 other convictions
38	0.8	4	4 other convictions
19	0.4	5	5 other convictions
6	0.1	6	6 other convictions
3	0.1	7	7 other convictions
216	4.3	99	Unknown



TRUCKS INVOLVED IN FATAL ACCIDENTS, 2007  
FARS DRIVER VARIABLES

Variable	Name	Format	Type	Length
v221	LAST ACCIDENT - MONTH	FACMONTH	Numeric	3

LAST ACCIDENT/SUSPENSION/CONVICTION -- MONTH

<u>N</u>	<u>Prcnt</u>	<u>Code</u>	<u>Label</u>
2,491	49.3	0	No record
151	3.0	1	January
171	3.4	2	February
188	3.7	3	March
219	4.3	4	April
210	4.2	5	May
211	4.2	6	June
190	3.8	7	July
191	3.8	8	August
191	3.8	9	September
204	4.0	10	October
210	4.2	11	November
206	4.1	12	December
216	4.3	99	Unknown

Variable	Name	Format	Type	Length
v222	LAST ACCIDENT - YEAR		Numeric	4

LAST ACCIDENT/SUSPENSION/CONVICTION -- YEAR

<u>N</u>	<u>Prcnt</u>	<u>Code</u>	<u>Label</u>
2,491	49.3	0	No record
197	3.9	2004	2004
544	10.8	2005	2005
937	18.6	2006	2006
664	13.2	2007	2007
216	4.3	9999	Unknown

Variable	Name	Format	Type	Length
v223	FIRST ACCIDENT - MONTH	FACMONTH	Numeric	3

FIRST ACCIDENT/SUSPENSION/CONVICTION -- MONTH

<u>N</u>	<u>Prcnt</u>	<u>Code</u>	<u>Label</u>
2,491	49.3	0	No record
168	3.3	1	January

TRUCKS INVOLVED IN FATAL ACCIDENTS, 2007  
FARS DRIVER VARIABLES

<u>N</u>	<u>Prcnt</u>	<u>Code</u>	<u>Label</u>
187	3.7	2	February
192	3.8	3	March
197	3.9	4	April
209	4.1	5	May
202	4.0	6	June
206	4.1	7	July
199	3.9	8	August
193	3.8	9	September
194	3.8	10	October
201	4.0	11	November
194	3.8	12	December
216	4.3	99	Unknown

Variable	Name	Format	Type	Length
v224	FIRST ACCIDENT - YEAR		Numeric	4

FIRST ACCIDENT/SUSPENSION/CONVICTION – YEAR

<u>N</u>	<u>Prcnt</u>	<u>Code</u>	<u>Label</u>
2,491	49.3	0	No record
525	10.4	2004	2004
870	17.2	2005	2005
684	13.5	2006	2006
263	5.2	2007	2007
216	4.3	9999	Unknown

Variable	Name	Format	Type	Length
v227	DRIVER RELATED FACTORS #1	FDRF02F	Numeric	3

FACTORS AT DRIVER LEVEL – RESPONSE #1

<u>N</u>	<u>Prcnt</u>	<u>Code</u>	<u>Label</u>
3,098	61.4	0	None
Physical/mental condition			
63	1.2	1	Drowsy, sleepy, asleep, fatigued
11	0.2	2	Ill, passed out/blackout
1	0.0	3	Emotional (e.g., depression, angry, disturbed)
0	0.0	4	Reaction to or failure to take drugs/medication
59	1.2	5	Under the influence of alcohol, drugs or medication
236	4.7	6	Careless/inattentive

TRUCKS INVOLVED IN FATAL ACCIDENTS, 2007  
FARS DRIVER VARIABLES

<u>N</u>	<u>Prcnt</u>	<u>Code</u>	<u>Label</u>
0	0.0	7	Restricted to wheelchair
2	0.0	8	Aggressive driving/road rage
0	0.0	9	Impaired due to previous injury
2	0.0	11	Other physical impairment (includes paraplegic)
0	0.0	12	Mother of dead fetus
0	0.0	13	Mentally challenged
Miscellaneous factors			
0	0.0	15	Seat back not in normal upright position, seat back reclined
0	0.0	16	Police or law enforcement officer
1	0.0	18	Traveling on prohibited trafficways
0	0.0	19	Legally driving on suspended or revoked license
17	0.3	20	Leaving vehicle unattended with engine running
15	0.3	21	Overloading/improper loading of vehicle with passengers or cargo
4	0.1	22	Towing or pushing improperly
1	0.0	23	Failing to dim lights or to have lights on when required
19	0.4	24	Operating without required equipment
55	1.1	26	Following improperly
26	0.5	27	Improper or erratic lane changing
347	6.9	28	Failure to keep in proper lane
2	0.0	29	Illegal driving on road shoulder, ditch, sidewalk, median
2	0.0	30	Making improper entry to or exit from trafficway
17	0.3	31	Starting or backing improperly
0	0.0	32	Opening closure into moving traffic or while vehicle is in motion
1	0.0	33	Passing where prohibited by posted signs, school bus warning, etc.
1	0.0	34	Passing on wrong side
10	0.2	35	Passing with insufficient distance/inadequate visibility; failing to yield to overtaking vehicle
32	0.6	36	Operating vehicle in an erratic, reckless, negligent manner
0	0.0	37	Police pursuing this driver or police officer in pursuit
166	3.3	38	Failure to yield right-of-way
78	1.5	39	Failure to obey traffic signs, control devices, officers, etc.
0	0.0	40	Passing through or around barrier
3	0.1	41	Failure to observe warnings/instructions on vehicle displaying them
1	0.0	42	Failure to signal intentions
275	5.4	44	Driving too fast for conditions/in excess of posted maximum
4	0.1	45	Driving less than posted minimum
0	0.0	46	Racing

TRUCKS INVOLVED IN FATAL ACCIDENTS, 2007  
FARS DRIVER VARIABLES

<u>N</u>	<u>Prcnt</u>	<u>Code</u>	<u>Label</u>
1	0.0	47	Making right turn from left turn lane; or left turn from right turn lane
37	0.7	48	Making other improper turn
0	0.0	50	Driving wrong way in one-way traffic
5	0.1	51	Driving on wrong side of road (intentional or unintentional)
2	0.0	52	Operator inexperience
2	0.0	53	Unfamiliar with roadway
17	0.3	54	Stopped in roadway (vehicle not abandoned)
2	0.0	55	Underriding a parked truck
1	0.0	57	Locked wheel
29	0.6	58	Overcorrecting
0	0.0	59	Getting off/out of or on/into vehicle
Vision obscured by:			
41	0.8	61	Rain, snow, fog, smoke, sand, dust
5	0.1	62	Reflected glare, bright sunlight, headlights
10	0.2	63	Curve, hill, design features (including traffic signs, embankment)
1	0.0	64	Building, billboard, other structures
1	0.0	65	Trees, crops, vegetation
9	0.2	66	Motor vehicle (including load)
1	0.0	67	Parked vehicle
0	0.0	68	Splash or spray of passing vehicle
0	0.0	69	Inadequate defrost or defog system
1	0.0	70	Inadequate lighting system
1	0.0	71	Obstructing angles on vehicle
0	0.0	72	Mirrors
0	0.0	75	Broken or improperly cleaned windshield
0	0.0	76	Other visual obstruction
Skidding, swerving, sliding due to:			
3	0.1	77	Severe crosswind
0	0.0	78	Wind from passing truck
1	0.0	79	Slippery or loose surface
11	0.2	80	Tire blow-out or flat
9	0.2	81	Debris or objects in road
0	0.0	82	Ruts, holes, bumps in road
2	0.0	83	Live animals in road
12	0.2	84	Vehicle in road
4	0.1	85	Phantom vehicle
3	0.1	86	Pedestrian, pedalcyclist, or other nonmotorist
24	0.5	87	Ice, snow, slush, water, sand, dirt, oil, wet leaves on road

<u>N</u>	<u>Prcnt</u>	<u>Code</u>	<u>Label</u>
1	0.0	88	Trailer fishtailing or swaying
Special circumstances			
0	0.0	73	Driver not complied with learner's permit/intermediate driver license restrictions
11	0.2	74	Driver not complied with physical/other imposed restrictions
6	0.1	89	Driver has a record/driver's license from more than 1 state
34	0.7	90	Hit and run vehicle, driver
22	0.4	91	Nontraffic violation charged - manslaughter, homicide, other
67	1.3	92	Other nonmoving traffic violations
Possible distractions (inside vehicle)			
71	1.4	93	Cellular phone present in vehicle
2	0.0	94	Cellular phone in use in vehicle
0	0.0	95	Computer/fax machines/printers
0	0.0	96	On-board navigation system
0	0.0	97	Two-way radio
1	0.0	98	Head-up display
50	1.0	99	Unknown

Variable	Name	Format	Type	Length
v228	DRIVER RELATED FACTORS #2	FDRF02F	Numeric	3

FACTORS AT DRIVER LEVEL – RESPONSE #2

<u>N</u>	<u>Prcnt</u>	<u>Code</u>	<u>Label</u>
4,174	82.7	0	None
Physical/mental condition			
23	0.5	1	Drowsy, sleepy, asleep, fatigued
4	0.1	2	Ill, passed out/blackout
19	0.4	5	Under the influence of alcohol, drugs or medication
49	1.0	6	Careless/inattentive
1	0.0	11	Other physical impairment (includes paraplegic)
1	0.0	13	Mentally challenged
Miscellaneous factors			
1	0.0	19	Legally driving on suspended or revoked license
5	0.1	21	Overloading/improper loading of vehicle with passengers or cargo

TRUCKS INVOLVED IN FATAL ACCIDENTS, 2007  
FARS DRIVER VARIABLES

<u>N</u>	<u>Prcnt</u>	<u>Code</u>	<u>Label</u>
1	0.0	22	Towing or pushing improperly
1	0.0	23	Failing to dim lights or to have lights on when required
7	0.1	24	Operating without required equipment
30	0.6	26	Following improperly
5	0.1	27	Improper or erratic lane changing
190	3.8	28	Failure to keep in proper lane
1	0.0	30	Making improper entry to or exit from trafficway
3	0.1	31	Starting or backing improperly
3	0.1	33	Passing where prohibited by posted signs, school bus warning, etc.
4	0.1	35	Passing with insufficient distance/inadequate visibility; failing to
23	0.5	36	Operating vehicle in an erratic, reckless, negligent manner
35	0.7	38	Failure to yield right-of-way
49	1.0	39	Failure to obey traffic signs, control devices, officers, etc.
1	0.0	40	Passing through or around barrier
2	0.0	41	Failure to observe warnings/instructions on vehicle displaying
2	0.0	42	Failure to signal intentions
121	2.4	44	Driving too fast for conditions/in excess of posted maximum
2	0.0	45	Driving less than posted minimum
2	0.0	47	Making right turn from left turn lane; or left turn from right turn lane
16	0.3	48	Making other improper turn
6	0.1	51	Driving on wrong side of road (intentional or unintentional)
3	0.1	52	Operator inexperience
6	0.1	53	Unfamiliar with roadway
6	0.1	54	Stopped in roadway (vehicle not abandoned)
1	0.0	57	Locked wheel
35	0.7	58	Overcorrecting
1	0.0	59	Getting off/out of or on/into vehicle
Vision obscured by:			
19	0.4	61	Rain, snow, fog, smoke, sand, dust
4	0.1	62	Reflected glare, bright sunlight, headlights
6	0.1	63	Curve, hill, design features (including traffic signs, embankment)
3	0.1	65	Trees, crops, vegetation
2	0.0	66	Motor vehicle (including load)
0	0.0	70	Inadequate lighting system
2	0.0	71	Obstructing angles on vehicle
3	0.1	76	Other visual obstruction

<u>N</u>	<u>Prcnt</u>	<u>Code</u>	<u>Label</u>
Skidding, swerving, sliding due to:			
1	0.0	77	Severe crosswind
1	0.0	79	Slippery or loose surface
3	0.1	80	Tire blow-out or flat
1	0.0	81	Debris or objects in road
3	0.1	84	Vehicle in road
2	0.0	85	Phantom vehicle
38	0.8	87	Ice, snow, slush, water, sand, dirt, oil, wet leaves on road
2	0.0	88	Trailer fishtailing or swaying
Special circumstances			
1	0.0	74	Driver not complied with physical/other imposed restrictions
2	0.0	89	Driver has a record/driver's license from more than 1 state
5	0.1	90	Hit and run vehicle, driver
8	0.2	91	Nontraffic violation charged - manslaughter, homicide, other
18	0.4	92	Other nonmoving traffic violations
Possible distractions (inside vehicle)			
38	0.8	93	Cellular phone present in vehicle
3	0.1	94	Cellular phone in use in vehicle
1	0.0	96	On-board navigation system
50	1.0	99	Unknown

Variable	Name	Format	Type	Length
v229	DRIVER RELATED FACTORS #3	FDRF02F	Numeric	3

FACTORS AT DRIVER LEVEL – RESPONSE #3

<u>N</u>	<u>Prcnt</u>	<u>Code</u>	<u>Label</u>
4,725	93.6	0	None
Physical/mental condition			
11	0.2	1	Drowsy, sleepy, asleep, fatigued
3	0.1	2	Ill, passed out/blackout
7	0.1	5	Under the influence of alcohol, drugs or medication
7	0.1	6	Careless/inattentive
Miscellaneous factors			
1	0.0	21	Overloading/improper loading of vehicle with passengers or cargo

TRUCKS INVOLVED IN FATAL ACCIDENTS, 2007  
FARS DRIVER VARIABLES

<u>N</u>	<u>Prcnt</u>	<u>Code</u>	<u>Label</u>
4	0.1	24	Operating without required equipment
11	0.2	26	Following improperly
2	0.0	27	Improper or erratic lane changing
57	1.1	28	Failure to keep in proper lane
3	0.1	35	Passing with insufficient distance/inadequate visibility; failing to yield to overtaking vehicle
5	0.1	36	Operating vehicle in an erratic, reckless, negligent manner
4	0.1	38	Failure to yield right-of-way
12	0.2	39	Failure to obey traffic signs, control devices, officers, etc.
3	0.1	41	Failure to observe warnings/instructions on vehicle displaying them
1	0.0	42	Failure to signal intentions
32	0.6	44	Driving too fast for conditions/in excess of posted maximum
4	0.1	48	Making other improper turn
2	0.0	51	Driving on wrong side of road (intentional or unintentional)
3	0.1	52	Operator inexperience
2	0.0	53	Unfamiliar with roadway
2	0.0	54	Stopped in roadway (vehicle not abandoned)
15	0.3	58	Overcorrecting
Vision obscured by:			
12	0.2	61	Rain, snow, fog, smoke, sand, dust
1	0.0	62	Reflected glare, bright sunlight, headlights
2	0.0	63	Curve, hill, design features (including traffic signs, embankment)
1	0.0	65	Trees, crops, vegetation
Skidding, swerving, sliding due to:			
2	0.0	79	Slippery or loose surface
1	0.0	80	Tire blow-out or flat
3	0.1	84	Vehicle in road
3	0.1	85	Phantom vehicle
20	0.4	87	Ice, snow, slush, water, sand, dirt, oil, wet leaves on road
2	0.0	88	Trailer fishtailing or swaying
Special circumstances			
8	0.2	74	Driver not complied with physical/other imposed restrictions
4	0.1	90	Hit and run vehicle, driver
3	0.1	91	Nontraffic violation charged - manslaughter, homicide, other
8	0.2	92	Other nonmoving traffic violations
11	0.2	93	Cellular phone present in vehicle
2	0.0	94	Cellular phone in use in vehicle



<u>N</u>	<u>Prcnt</u>	<u>Code</u>	<u>Label</u>
50	1.0	99	Unknown

Variable	Name	Format	Type	Length
v230	DRIVER RELATED FACTORS #4	FDRF02F	Numeric	3

---

FACTORS AT DRIVER LEVEL – RESPONSE #4

<u>N</u>	<u>Prcnt</u>	<u>Code</u>	<u>Label</u>
4,922	97.5	0	None

Physical/mental condition

3	0.1	1	Drowsy, sleepy, asleep, fatigued
1	0.0	3	Emotional (e.g., depression, angry, disturbed)
3	0.1	5	Under the influence of alcohol, drugs or medication
4	0.1	6	Careless/inattentive

Miscellaneous factors

1	0.0	26	Following improperly
1	0.0	27	Improper or erratic lane changing
5	0.1	28	Failure to keep in proper lane
1	0.0	36	Operating vehicle in an erratic, reckless, negligent manner
3	0.1	39	Failure to obey traffic signs, control devices, officers, etc.
1	0.0	41	Failure to observe warnings/instructions on vehicle displaying them
6	0.1	44	Driving too fast for conditions/in excess of posted maximum
2	0.0	48	Making other improper turn
1	0.0	53	Unfamiliar with roadway
3	0.1	58	Overcorrecting

Vision obscured by:

4	0.1	61	Rain, snow, fog, smoke, sand, dust
1	0.0	63	Curve, hill, design features (including traffic signs, embankment)
1	0.0	66	Motor vehicle (including load)

Skidding, swerving, sliding due to:

1	0.0	77	Severe crosswind
1	0.0	83	Live animals in road
1	0.0	84	Vehicle in road
2	0.0	85	Phantom vehicle
3	0.1	87	Ice, snow, slush, water, sand, dirt, oil, wet leaves on road

TRUCKS INVOLVED IN FATAL ACCIDENTS, 2007  
FARS DRIVER VARIABLES

<u>N</u>	<u>Prcnt</u>	<u>Code</u>	<u>Label</u>
Special circumstances			
3	0.1	74	Driver not complied with physical/other imposed restrictions
2	0.0	89	Driver has a record/driver's license from more than 1 state
2	0.0	90	Hit and run vehicle, driver
3	0.1	91	Nontraffic violation charged - manslaughter, homicide, other
4	0.1	92	Other nonmoving traffic violations
Possible distractions (inside vehicle)			
14	0.3	93	Cellular phone present in vehicle
50	1.0	99	Unknown

Variable	Name	Format	Type	Length
v231	VIOLATIONS CHARGED #1	FVCHG97F	Numeric	3

<u>N</u>	<u>Prcnt</u>	<u>Code</u>	<u>Label</u>
4,516	89.4	0	None
Reckless/careless/hit-and-run type offenses			
71	1.4	1	Manslaughter or homicide
4	0.1	2	Willful reckless driving; driving to endanger; negligent driving
22	0.4	3	Unsafe reckless (not willful, wanton reckless) driving
43	0.9	4	Inattentive, careless, improper driving
0	0.0	5	Fleeing or eluding police
0	0.0	6	Fail to obey police, fireman, authorized person directing traffic
9	0.2	7	Hit-and-run, fail to stop after accident
1	0.0	8	Fail to give aid, information, wait for police after accident
3	0.1	9	Serious violation resulting in death
Impairment offenses			
6	0.1	11	Driving while intoxicated (alcohol or drugs) or blood alcohol limit above limit (any detectable blood alcohol limit for commercial drivers)
1	0.0	12	Driving while impaired
0	0.0	13	Driving under influence of substance not intended to intoxicate
0	0.0	14	Drinking while operating
1	0.0	15	Illegal possession of alcohol or drugs
0	0.0	16	Driving with detectable alcohol
0	0.0	18	Refusal to submit to chemical test
0	0.0	19	Alcohol, drug, or impairment violations generally

<u>N</u>	<u>Prcnt</u>	<u>Code</u>	<u>Label</u>
Speed-related offenses			
0	0.0	21	Racing
11	0.2	22	Speeding (above the speed limit)
36	0.7	23	Speed greater than reasonable and prudent (not necessarily over the limit)
1	0.0	24	Exceed special speed limit (e.g.: for trucks, buses, cycles, or on bridge, in school zone, etc.)
0	0.0	25	Energy speed (exceeding 55 MPH, non-pointable)
0	0.0	26	Driving too slowly
2	0.0	29	Speed related violations, generally
Rules of the road – traffic sign and signals			
5	0.1	31	Fail to stop for red signal
1	0.0	32	Fail to stop for flashing red
0	0.0	33	Violation of turn on red (fail to stop and yield; yield to pedestrians before turning)
1	0.0	34	Fail to obey flashing signal (yellow or red)
4	0.1	35	Fail to obey signal generally
1	0.0	36	Violate railroad grade crossing device/regulations
11	0.2	37	Fail to obey stop sign
1	0.0	38	Fail to obey yield sign
4	0.1	39	Fail to obey traffic control device
Rules of the road – turning, yielding, signaling			
0	0.0	41	Turn in violation of traffic control (disobey signs, turn arrow or pavement markings; this is not a right-on-red violation)
5	0.1	42	Improper method and position of turn (too wide, wrong lane)
1	0.0	43	Fail to signal for turn or stop
0	0.0	45	Fail to yield to emergency vehicle
42	0.8	46	Fail to yield, generally
2	0.0	48	Enter intersection when space insufficient
8	0.2	49	Turn, yield, signaling violations, generally
Rules of the road – wrong side, passing, and following			
0	0.0	51	Driving wrong way on one-way road
3	0.1	52	Driving on left, wrong side of road, generally
4	0.1	53	Improper, unsafe passing
0	0.0	54	Pass on right (drive off pavement to pass)
0	0.0	55	Pass stopped school bus
0	0.0	56	Fail to give way when overtaken
6	0.1	58	Following too closely

TRUCKS INVOLVED IN FATAL ACCIDENTS, 2007  
FARS DRIVER VARIABLES

<u>N</u>	<u>Prcnt</u>	<u>Code</u>	<u>Label</u>
0	0.0	59	Wrong side, passing, following violations, generally
Rules of the road – lane usage			
7	0.1	61	Unsafe or prohibited lane change
0	0.0	62	Improper use of lane (enter of 3-lane road, high occupancy vehicle designated lane)
0	0.0	63	Certain traffic to use right lane (trucks, slow moving, etc.)
0	0.0	66	Motorcycle lane violations (more than two per lane, riding between lanes, etc.)
0	0.0	67	Motorcyclist attached to another vehicle
6	0.1	69	Lane violations, generally
Non-moving – license and registration violations			
10	0.2	71	Driving while license withdrawn (including violation of provisions of work permit)
13	0.3	72	Other driver license violations
16	0.3	73	Commercial driver violations (log book, hours, permits carried)
7	0.1	74	Vehicle registration violations
1	0.0	75	Fail to carry insurance card
3	0.1	76	Driving uninsured vehicle
9	0.2	79	Non-moving violations, generally
Equipment			
4	0.1	81	Lamp violations
5	0.1	82	Brake violations
3	0.1	83	Failure to require restraint use (by self or passengers)
0	0.0	84	Motorcycle equipment violations (helmet, special equipment)
0	0.0	85	Violation of hazardous cargo regulations
11	0.2	86	Size, weight, load violations
11	0.2	89	Equipment violations, generally
Other violations			
0	0.0	91	Parking
0	0.0	92	Theft, unauthorized use of motor vehicle
0	0.0	93	Driving where prohibited (sidewalk, limited access, off truck route)
3	0.1	98	Other moving violation (coasting, backing, opening door)
114	2.3	99	Unknown violation

TRUCKS INVOLVED IN FATAL ACCIDENTS, 2007  
FARS DRIVER VARIABLES

Variable	Name	Format	Type	Length
v232	VIOLATIONS CHARGED#2	FVCHG97F	Numeric	3

<u>N</u>	<u>Prcnt</u>	<u>Code</u>	<u>Label</u>
4,846	96.0	0	None
			Reckless/careless/hit-and-run type offense
5	0.1	1	Manslaughter or homicide
5	0.1	2	Willful reckless driving; driving to endanger; negligent driving
1	0.0	3	Unsafe reckless (not willful, wanton reckless) driving
1	0.0	4	Inattentive, careless, improper driving
1	0.0	7	Hit-and-run, fail to stop after accident
			Impairment offenses
6	0.1	11	Driving while intoxicated (alcohol or drugs) or blood alcohol limit above limit (any detectable blood alcohol limit for commercial drivers)
1	0.0	14	Drinking while operating
1	0.0	15	Illegal possession of alcohol or drugs
			Speed-related offenses
3	0.1	22	Speeding (above the speed limit)
3	0.1	23	Speed greater than reasonable and prudent (not necessarily over the limit)
3	0.1	29	Speed related violations, generally
			Rules of the road – traffic signs and signals
3	0.1	31	Fail to stop for red signal
5	0.1	37	Fail to obey stop sign
2	0.0	39	Fail to obey traffic control device
			Rules of the road – turning, yielding, signaling
1	0.0	42	Improper method and position of turn (too wide, wrong lane)
3	0.1	43	Fail to signal for turn or stop
1	0.0	45	Fail to yield to emergency vehicle
5	0.1	46	Fail to yield, generally
1	0.0	49	Turn, yield, signaling violations, generally
			Rules of the road – wrong side, passing, following
1	0.0	53	Improper, unsafe passing
6	0.1	58	Following too closely
2	0.0	59	Wrong side, passing, following violations, generally

TRUCKS INVOLVED IN FATAL ACCIDENTS, 2007  
FARS DRIVER VARIABLES

<u>N</u>	<u>Prcnt</u>	<u>Code</u>	<u>Label</u>
			Rules of the road – lane usage
1	0.0	61	Unsafe or prohibited lane change
7	0.1	69	Lane violations, generally
			Non-moving – license and registration violations
5	0.1	71	Driving while license withdrawn (including violation of provisions of work permit)
5	0.1	72	Other driver license violations
4	0.1	73	Commercial driver violations (log book, hours, permits carried)
4	0.1	74	Vehicle registration violations
1	0.0	75	Fail to carry insurance card
3	0.1	76	Driving uninsured vehicle
3	0.1	79	Non-moving violations, generally
			Equipment
4	0.1	82	Brake violations
3	0.1	83	Failure to require restraint use (by self or passengers)
5	0.1	86	Size, weight, load violations
3	0.1	89	Equipment violations, generally
			Other violations
1	0.0	92	Theft, unauthorized use of motor vehicle
1	0.0	98	Other moving violation (coasting, backing, opening door)
93	1.8	99	Unknown violation

Variable	Name	Format	Type	Length
v233	VIOLATIONS CHARGED#3	FVCHG97F	Numeric	3

<u>N</u>	<u>Prcnt</u>	<u>Code</u>	<u>Label</u>
4,925	97.5	0	None
			Reckless/careless/hit-and-run type offense
2	0.0	2	Willful reckless driving; driving to endanger; negligent driving
1	0.0	3	Unsafe reckless (not willful, wanton reckless) driving
1	0.0	4	Inattentive, careless, improper driving
			Speed-related offenses
2	0.0	22	Speeding (above the speed limit)
1	0.0	23	Speed greater than reasonable and prudent (not necessarily over the limit)

<u>N</u>	<u>Prcnt</u>	<u>Code</u>	<u>Label</u>
			Rules of the road – wrong side, passing, and following
1	0.0	52	Driving on left, wrong side of road, generally
1	0.0	53	Improper, unsafe passing
4	0.1	58	Following too closely
			Rules of the road – lane usage
1	0.0	62	Improper use of lane (enter of 3-lane road, high occupancy vehicle designated lane)
			Non-moving – license and registration violations
2	0.0	71	Driving while license withdrawn (including violation of provisions of work permit)
3	0.1	72	Other driver license violations
2	0.0	73	Commercial driver violations (log book, hours, permits carried)
1	0.0	74	Vehicle registration violations
2	0.0	75	Fail to carry insurance card
			Equipment
1	0.0	82	Brake violations
1	0.0	86	Size, weight, load violations
4	0.1	89	Equipment violations, generally
94	1.9	99	Unknown violation

Variable	Name	Format	Type	Length
v235	DRIVER HEIGHT (INCHES)		Numeric	3

<u>N</u>	<u>Prcnt</u>	<u>Code</u>	<u>Label</u>
2	0.0	57	
		-	Actual inches
2	0.0	82	
228	4.5	99	Unknown

TRUCKS INVOLVED IN FATAL ACCIDENTS, 2007  
FARS DRIVER VARIABLES

Variable	Name	Format	Type	Length
v236	DRIVER WEIGHT		Numeric	3

---

<u>N</u>	<u>Prcnt</u>	<u>Code</u>	<u>Label</u>
1	0.0	70	
		-	Actual weight in pounds
1	0.0	570	
1,219	24.1	999	Unknown



### The OCCUPANT Variables

Variables 306 through 363 describe the occupant of the truck (i.e., the driver) and are obtained from the FARS occupant file.

Variable	Name	Format	Type	Length
v306	OCCUPANT NUMBER		Numeric	3

<u>N</u>	<u>Prcnt</u>	<u>Code</u>	<u>Label</u>
33	0.7	0	Not a motor vehicle occupant
5,016	99.3	1	Occupant #1

Variable	Name	Format	Type	Length
v308	OCCUPANT AGE	FOCCAGE	Numeric	3

<u>N</u>	<u>Prcnt</u>	<u>Code</u>	<u>Label</u>
5	0.1	16	16 years
4	0.1	17	17 years
12	0.2	18	18 years
15	0.3	19	19 years
20	0.4	20	20 years
28	0.6	21	21 years
42	0.8	22	22 years
59	1.2	23	23 years
64	1.3	24	24 years
67	1.3	25	25 years
83	1.6	26	26 years
91	1.8	27	27 years
68	1.3	28	28 years
108	2.1	29	29 years
97	1.9	30	30 years
79	1.6	31	31 years
112	2.2	32	32 years
92	1.8	33	33 years
94	1.9	34	34 years
134	2.7	35	35 years
148	2.9	36	36 years
132	2.6	37	37 years
132	2.6	38	38 years
137	2.7	39	39 years
160	3.2	40	40 years
149	3.0	41	41 years

TRUCKS INVOLVED IN FATAL ACCIDENTS, 2007  
FARS OCCUPANT VARIABLES

<u>N</u>	<u>Prcnt</u>	<u>Code</u>	<u>Label</u>
142	2.8	42	42 years
165	3.3	43	43 years
126	2.5	44	44 years
142	2.8	45	45 years
139	2.8	46	46 years
131	2.6	47	47 years
148	2.9	48	48 years
134	2.7	49	49 years
141	2.8	50	50 years
143	2.8	51	51 years
115	2.3	52	52 years
120	2.4	53	53 years
119	2.4	54	54 years
109	2.2	55	55 years
107	2.1	56	56 years
95	1.9	57	57 years
102	2.0	58	58 years
103	2.0	59	59 years
79	1.6	60	60 years
70	1.4	61	61 years
75	1.5	62	62 years
55	1.1	63	63 years
52	1.0	64	64 years
41	0.8	65	65 years
20	0.4	66	66 years
35	0.7	67	67 years
22	0.4	68	68 years
24	0.5	69	69 years
16	0.3	70	70 years
12	0.2	71	71 years
13	0.3	72	72 years
10	0.2	73	73 years
6	0.1	74	74 years
3	0.1	75	75 years
7	0.1	76	76 years
7	0.1	77	77 years
6	0.1	78	78 years
4	0.1	79	79 years
6	0.1	80	80 years
1	0.0	81	81 years
1	0.0	82	82 years

TRUCKS INVOLVED IN FATAL ACCIDENTS, 2007  
FARS OCCUPANT VARIABLES

<u>N</u>	<u>Prcnt</u>	<u>Code</u>	<u>Label</u>
3	0.1	83	83 years
1	0.0	84	84 years
1	0.0	90	90 years
66	1.3	99	Unknown

Variable	Name	Format	Type	Length
v309	OCCUPANT SEX	FSEX	Numeric	3

---

<u>N</u>	<u>Prcnt</u>	<u>Code</u>	<u>Label</u>
4,865	96.4	1	Male
122	2.4	2	Female
62	1.2	9	Unknown

Variable	Name	Format	Type	Length
v310	OCCUPANT TYPE	FPTYP94F	Numeric	3

---

<u>N</u>	<u>Prcnt</u>	<u>Code</u>	<u>Label</u>
5,016	99.3	1	Driver of a motor vehicle in-transport
33	0.7	99	Unknown occupant type

Variable	Name	Format	Type	Length
v311	OCC SEATING POSITION	FSEAT82F	Numeric	3

---

<u>N</u>	<u>Prcnt</u>	<u>Code</u>	<u>Label</u>
5,016	99.3	11	Front seat - left side (driver's side)
33	0.7	99	Unknown

Variable	Name	Format	Type	Length
v312	RESTRAINT SYSTEM USE	FRUSE94F	Numeric	3

---

<u>N</u>	<u>Prcnt</u>	<u>Code</u>	<u>Label</u>
647	12.8	0	None used/not applicable - not a motor vehicle occupant
18	0.4	1	Shoulder belt
144	2.9	2	Lap belt
3,757	74.4	3	Lap and shoulder belt
0	0.0	4	Child safety seat
0	0.0	5	Motorcycle helmet
0	0.0	6	Bicycle helmet

TRUCKS INVOLVED IN FATAL ACCIDENTS, 2007  
FARS OCCUPANT VARIABLES

<u>N</u>	<u>Prcnt</u>	<u>Code</u>	<u>Label</u>
2	0.0	8	Restraint used - type unknown
5	0.1	13	Safety belt used improperly
0	0.0	14	Child safety seat used improperly
0	0.0	15	Helmets used improperly
476	9.4	99	Unknown

Variable	Name	Format	Type	Length
v313	AIR BAG AVAIL/FUNCTION	FAIRB98F	Numeric	3

---

## AIRBAG AVAILABILITY -- DEPLOYMENT

<u>N</u>	<u>Prcnt</u>	<u>Code</u>	<u>Label</u>
0	0.0	0	Not applicable - not a motor vehicle occupant
Deployed (for this seat)			
175	3.5	1	From the front (steering wheel, dashboard)
2	0.0	2	From the side (door, seat, canopy)
0	0.0	7	From other direction (knee, airbelt, etc.)
3	0.1	8	From multiple direction
46	0.9	9	From unknown direction
Not deployed (for this seat)			
270	5.3	20	Airbag available - no deployment
0	0.0	28	Airbag available - switched off
Unknown if deployed			
71	1.4	29	Airbag available - unknown if deployed
Not available			
4,433	87.8	30	Not available (this seat)
0	0.0	31	Previously deployed/not replaced
0	0.0	32	Disabled/removed
49	1.0	99	Unknown if airbag available (for this seat)

Variable	Name	Format	Type	Length
v314	OCCUPANT EJECTION	FEJEC07F	Numeric	3

---

<u>N</u>	<u>Prcnt</u>	<u>Code</u>	<u>Label</u>
4,752	94.1	0	Not ejected

<u>N</u>	<u>Prcnt</u>	<u>Code</u>	<u>Label</u>
181	3.6	1	Totally ejected
70	1.4	2	Partially ejected
2	0.0	8	Not applicable
44	0.9	9	Unknown

Variable	Name	Format	Type	Length
v315	EJECTION PATH	FEPATH	Numeric	3

---

<u>N</u>	<u>Prcnt</u>	<u>Code</u>	<u>Label</u>
4,754	94.2	0	Not ejected: not applicable
15	0.3	1	Side door opening
33	0.7	2	Side window
15	0.3	3	Windshield
2	0.0	4	Back window
0	0.0	5	Back door/tailgate opening
1	0.0	6	Roof opening (sunroof, convertible top down)
0	0.0	7	Roof (convertible top up)
5	0.1	8	Other path (e.g., back of pickup truck)
224	4.4	9	Unknown/unknown path

Variable	Name	Format	Type	Length
v316	OCCUPANT EXTRICATION	FEXTR	Numeric	3

---

<u>N</u>	<u>Prcnt</u>	<u>Code</u>	<u>Label</u>
4,724	93.6	0	Not extricated - not applicable
272	5.4	1	Extricated
53	1.0	9	Unknown

Variable	Name	Format	Type	Length
v321	DRUG INVOLVEMENT	FDRUGS	Numeric	3

---

POLICE REPORTED OTHER DRUG INVOLVEMENT

<u>N</u>	<u>Prcnt</u>	<u>Code</u>	<u>Label</u>
1,798	35.6	0	No (other drugs not involved)
51	1.0	1	Yes (other drugs involved)
2,866	56.8	8	Not reported
334	6.6	9	Unknown (police reported as unknown)

TRUCKS INVOLVED IN FATAL ACCIDENTS, 2007  
FARS OCCUPANT VARIABLES

Variable	Name	Format	Type	Length
v322	DRUG DETERMINATION	FDRUGDET	Numeric	3

METHOD OF OTHER DRUG DETERMINATION (BY POLICE)

<u>N</u>	<u>Prcnt</u>	<u>Code</u>	<u>Label</u>
245	4.9	1	Evidential test (blood, urine)
28	0.6	2	Drug Recognition Technician determined
37	0.7	3	Behavioral
481	9.5	7	Other
4,258	84.3	8	Not reported

Variable	Name	Format	Type	Length
v323	DRUG TEST TYPE #1	FDR_TEST	Numeric	3

<u>N</u>	<u>Prcnt</u>	<u>Code</u>	<u>Label</u>
3,353	66.4	0	Not tested for drugs
1,107	21.9	1	Blood test
206	4.1	2	Urine test
35	0.7	3	Blood and urine tests
33	0.7	7	Unknown test type
13	0.3	8	Other type test
302	6.0	9	Unknown if tested for drugs

Variable	Name	Format	Type	Length
v324	DRUG TEST RESULTS #1	FDR93RES	Numeric	3

<u>N</u>	<u>Prcnt</u>	<u>Code</u>	<u>Label</u>
3,353	66.4	0	Not tested for drugs
946	18.7	1	No drugs reported
3	0.1	100	
		-	Narcotic drug
0	0.0	295	
0	0.0	300	
		-	Depressant drug
2	0.0	395	

TRUCKS INVOLVED IN FATAL ACCIDENTS, 2007  
FARS OCCUPANT VARIABLES

<u>N</u>	<u>Prcnt</u>	<u>Code</u>	<u>Label</u>
0	0.0	400	
		-	Stimulant drug
0	0.0	495	
0	0.0	500	
		-	Hallucinogen drug
0	0.0	595	
6	0.1	600	
		-	Cannabinoid drug
6	0.1	695	
0	0.0	700	
		-	Phencyclidine (PCP)
0	0.0	795	
0	0.0	800	
		-	Anabolic steroid
0	0.0	895	
0	0.0	900	
		-	Inhalant drug
0	0.0	995	
45	0.9	996	Other drug
275	5.4	997	Tested for drugs, results unknown
6	0.1	998	Tested for drugs, drugs found, type unknown
302	6.0	999	Unknown if tested for drugs

Variable	Name	Format	Type	Length
v325	DRUG TEST TYPE #2	FDR_TEST	Numeric	3

<u>N</u>	<u>Prcnt</u>	<u>Code</u>	<u>Label</u>
4,673	92.6	0	Not tested for drugs
85	1.7	1	Blood test
19	0.4	2	Urine test
5	0.1	3	Blood and urine tests
1	0.0	7	Unknown test type
0	0.0	8	Other type test
266	5.3	9	Unknown if tested for drugs

TRUCKS INVOLVED IN FATAL ACCIDENTS, 2007  
FARS OCCUPANT VARIABLES

Variable	Name	Format	Type	Length
v326	DRUG TEST RESULTS #2	FDR93RES	Numeric	3

---

<u>N</u>	<u>Prcnt</u>	<u>Code</u>	<u>Label</u>
4,673	92.6	0	Not tested for drugs
44	0.9	1	No drugs reported
0	0.0	100	
		-	Narcotic drug
0	0.0	295	
0	0.0	300	
		-	Depressant drug
1	0.0	395	
0	0.0	400	
		-	Stimulant drug
0	0.0	495	
0	0.0	500	
		-	Hallucinogen drug
0	0.1	595	
0	0.0	600	
		-	Cannabinoid drug
5	0.1	695	
0	0.0	700	
		-	Phencyclidine (PCP)
0	0.0	795	
0	0.0	800	
		-	Anabolic steroid
0	0.0	895	
0	0.0	900	
		-	Inhalant drug
0	0.0	995	
10	0.2	996	Other drug
4	0.1	997	Tested for drugs, results unknown
266	5.3	999	Unknown if tested for drugs



Variable	Name	Format	Type	Length
v327	DRUG TEST TYPE #3	FDR_TEST	Numeric	3

N	Prcnt	Code	Label
4,714	93.4	0	Not tested for drugs
60	1.2	1	Blood test
6	0.1	2	Urine test
2	0.0	3	Blood and urine tests
1	0.0	7	Unknown test type
0	0.0	8	Other type test
266	5.3	9	Unknown if tested for drugs

Variable	Name	Format	Type	Length
v328	DRUG TEST RESULTS #3	FDR93RES	Numeric	3

<u>N</u>	<u>Prcnt</u>	<u>Code</u>	<u>Label</u>
4,714	93.4	0	Not tested for drugs
43	0.9	1	No drugs reported
0	0.0	100	
		-	Narcotic drug
0	0.0	295	
0	0.0	300	
		-	Depressant drug
1	0.0	395	
0	0.0	400	
		-	Stimulant drug
0	0.0	495	
0	0.0	500	
		-	Hallucinogen drug
0	0.1	595	
2	0.0	600	
		-	Cannabinoid drug
1	0.0	695	

TRUCKS INVOLVED IN FATAL ACCIDENTS, 2007  
FARS OCCUPANT VARIABLES

<u>N</u>	<u>Prcnt</u>	<u>Code</u>	<u>Label</u>
0	0.0	700	
		-	Phencyclidine (PCP)
0	0.0	795	
0	0.0	800	
		-	Anabolic steroid
0	0.0	895	
0	0.0	900	
		-	Inhalant drug
0	0.0	995	
6	0.1	996	Other drug
1	0.0	997	Tested for drugs, results unknown
266	5.3	999	Unknown if tested for drugs

Variable	Name	Format	Type	Length
v329	OCCUPANT INJURY SEVERITY	FINJURY	Numeric	3

<u>N</u>	<u>Prcnt</u>	<u>Code</u>	<u>Label</u>
3,023	59.9	0	O - no injury
488	9.7	1	C - possible injury
477	9.4	2	B - nonincapacitating evident injury
208	4.1	3	A - incapacitating injury
796	15.8	4	K - fatal injury
5	0.1	5	Injured, severity unknown
52	1.0	9	Unknown

Variable	Name	Format	Type	Length
v330	OCC TAKEN TO HOSPITAL BY	FHOSPIT	Numeric	3

TRANSPORTED FOR TREATMENT BY

<u>N</u>	<u>Prcnt</u>	<u>Code</u>	<u>Label</u>
3,889	77.0	0	Not transported or dead on scene
1,020	20.2	1	Yes, emergency medical services
13	0.3	2	Yes, law enforcement
31	0.6	3	Yes, other
3	0.1	4	Yes, transported by unknown source
93	1.8	9	Unknown

TRUCKS INVOLVED IN FATAL ACCIDENTS, 2007  
 FARS OCCUPANT VARIABLES

Variable	Name	Format	Type	Length
v331	OCC DEATH DATE - MONTH	FACMONTH	Numeric	3

<u>N</u>	<u>Prcnt</u>	<u>Code</u>	<u>Label</u>
4,220	83.6	0	Not applicable
46	0.9	1	January
69	1.4	2	February
56	1.1	3	March
57	1.1	4	April
59	1.2	5	May
70	1.4	6	June
73	1.4	7	July
80	1.6	8	August
84	1.7	9	September
86	1.7	10	October
58	1.1	11	November
58	1.1	12	December
33	0.7	99	Unknown

Variable	Name	Format	Type	Length
v332	OCC DEATH DATE - DAY		Numeric	3

<u>N</u>	<u>Prcnt</u>	<u>Code</u>	<u>Label</u>
4,220	83.6	0	Not applicable
41	0.8	1	1
		-	Day of month
13	0.3	31	
33	0.7	99	Unknown

Variable	Name	Format	Type	Length
v333	OCC DEATH DATE - YEAR		Numeric	4

<u>N</u>	<u>Prcnt</u>	<u>Code</u>	<u>Label</u>
4,220	83.6	0	Not applicable
796	15.8	2007	2007
33	0.7	9999	Unknown

TRUCKS INVOLVED IN FATAL ACCIDENTS, 2007  
FARS OCCUPANT VARIABLES

Variable	Name	Format	Type	Length
v334	OCC DEATH TIME - HOURS	FACHOUR	Numeric	3

<u>N</u>	<u>Prcnt</u>	<u>Code</u>	<u>Label</u>
4,240	84.0	0	12:01 am - 12:59 am or not applicable
18	0.4	1	1:00 am - 1:59 am
31	0.6	2	2:00 am - 2:59 am
17	0.3	3	3:00 am - 3:59 am
29	0.6	4	4:00 am - 4:59 am
39	0.8	5	5:00 am - 5:59 am
27	0.5	6	6:00 am - 6:59 am
39	0.8	7	7:00 am - 7:59 am
36	0.7	8	8:00 am - 8:59 am
42	0.8	9	9:00 am - 9:59 am
30	0.6	10	10:00 am - 10:59 am
38	0.8	11	11:00 am - 11:59 am
38	0.8	12	12:00 pm - 12:59 pm
40	0.8	13	1:00 pm - 1:59 pm
42	0.8	14	2:00 pm - 2:59 pm
38	0.8	15	3:00 pm - 3:59 pm
37	0.7	16	4:00 pm - 4:59 pm
38	0.8	17	5:00 pm - 5:59 pm
35	0.7	18	6:00 pm - 6:59 pm
28	0.6	19	7:00 pm - 7:59 pm
21	0.4	20	8:00 pm - 8:59 pm
24	0.5	21	9:00 pm - 9:59 pm
18	0.4	22	10:00 pm - 10:59 pm
26	0.5	23	11:00 pm - 11:59 pm
78	1.5	99	Unknown

Variable	Name	Format	Type	Length
v335	OCC DEATH TIME - MINUTES		Numeric	3

<u>N</u>	<u>Prcnt</u>	<u>Code</u>	<u>Label</u>
4,272	84.6	0	0
5	0.1	1	
		-	Minute
5	0.1	59	
82	1.6	99	Unknown

TRUCKS INVOLVED IN FATAL ACCIDENTS, 2007  
FARS OCCUPANT VARIABLES

Variable	Name	Format	Type	Length
v336	LAG TIME ACC/DEATH - HRS		Numeric	3

<u>N</u>	<u>Prcnt</u>	<u>Code</u>	<u>Label</u>
528	10.5	0	
		-	Actual time in hours
1	0.0	661	
4,303	85.2	999	Unknown

Variable	Name	Format	Type	Length
v342	OCC FATAL INJURY AT WORK	FWORKINJ	Numeric	3

<u>N</u>	<u>Prcnt</u>	<u>Code</u>	<u>Label</u>
115	2.3	0	No
590	11.7	1	Yes
4,220	83.6	8	Not applicable (not a fatality)
124	2.5	9	Unknown

Variable	Name	Format	Type	Length
v345	OCC ALCOHOL INVOLVEMENT	FDRINK	Numeric	3

<u>N</u>	<u>Prcnt</u>	<u>Code</u>	<u>Label</u>
3,343	66.2	0	No (alcohol not involved)
68	1.3	1	Yes (alcohol involved)
1,269	25.1	8	Not reported
369	7.3	9	Unknown (police reported)

Variable	Name	Format	Type	Length
v346	OCC METH ALC DETERMINAT	FALC_D	Numeric	3

METHOD OF ALCOHOL DETERMINATION (POLICE)

<u>N</u>	<u>Prcnt</u>	<u>Code</u>	<u>Label</u>
469	9.3	1	Evidential test (breath, blood, urine)
149	3.0	2	Preliminary Breath Test
9	0.2	3	Behavioral
9	0.2	4	Passive Alcohol Sensor
781	15.5	5	Observed
55	1.1	8	Other (e.g., saliva test)
3,577	70.8	9	Not reported

TRUCKS INVOLVED IN FATAL ACCIDENTS, 2007  
FARS OCCUPANT VARIABLES

Variable	Name	Format	Type	Length
v347	ALCOHOL TEST TYPE	FTESTTYP	Numeric	3

<u>N</u>	<u>Prcnt</u>	<u>Code</u>	<u>Label</u>
2,741	54.3	0	Not tested for alcohol
1,587	31.4	1	Whole blood
138	2.7	2	Breathalyzer
64	1.3	3	Urine
6	0.1	4	Vitreous
0	0.0	5	Blood plasma/serum
0	0.0	6	Blood clot
0	0.0	7	Liver
7	0.1	8	Other test type
190	3.8	10	Preliminary Breath Test
316	6.3	99	Unknown/not reported

Variable	Name	Format	Type	Length
v348	OCC ALCOHOL TEST RESULT	FT_RES	Numeric	3

<u>N</u>	<u>Prcnt</u>	<u>Code</u>	<u>Label</u>
1,701	33.7	0	Blood alcohol test result < 0.01%
7	0.1	1	
		-	Result value (grams/100 ml) %
1	0.0	32	
0	0.0	94	.94 or greater
1	0.0	95	Test refused
2,740	54.3	96	None given
218	4.3	97	Alcohol test performed, results unknown
1	0.0	98	Positive reading with no actual value
299	5.9	99	Unknown if tested

Variable	Name	Format	Type	Length
v361	RACE	FRACE	Numeric	3

<u>N</u>	<u>Prcnt</u>	<u>Code</u>	<u>Label</u>
4,220	83.6	0	Not a fatality (not applicable)
569	11.3	1	White
91	1.8	2	Black
6	0.1	3	American Indian (includes Aleuts and Eskimos)

TRUCKS INVOLVED IN FATAL ACCIDENTS, 2007  
FARS OCCUPANT VARIABLES

<u>N</u>	<u>Prcnt</u>	<u>Code</u>	<u>Label</u>
			Asian or pacific islander
4	0.1	4	Chinese
2	0.0	5	Japanese
0	0.0	6	Hawaiian (includes part-Hawaiian)
1	0.0	7	Filipino
4	0.1	18	Asian Indian
0	0.0	19	Other Indian (includes South Central America, not American/Asian Indians)
0	0.0	28	Korean
1	0.0	38	Samoan
1	0.0	48	Vietnamese
0	0.0	58	Guamanian
2	0.0	68	Other Asian or Pacific Islander
2	0.0	78	Asian or Pacific Islander, no specific (individual) race
1	0.0	97	Multiple races (individuals races not specified; ex. "mixed")
1	0.0	98	All other races
144	2.9	99	Unknown

Variable	Name	Format	Type	Length
v362	HISPANIC ORIGIN	FHISPAN	Numeric	3

<u>N</u>	<u>Prcnt</u>	<u>Code</u>	<u>Label</u>
4,220	83.6	0	Not a fatality (not applicable)
29	0.6	1	Mexican
5	0.1	2	Puerto Rican
4	0.1	3	Cuban
6	0.1	4	Central or South American
1	0.0	5	European Spanish
9	0.2	6	Hispanic, origin not specified or other origin
612	12.1	7	Non-Hispanic
163	3.2	99	Unknown

Variable	Name	Format	Type	Length
v363	OCC DEAD ON ARRIVAL	FDOA01F	Numeric	3

<u>N</u>	<u>Prcnt</u>	<u>Code</u>	<u>Label</u>
4,373	86.6	0	Not applicable (non-fatals/victims dying other than scene)
635	12.6	7	Died at scene
6	0.1	8	Died en route
35	0.7	9	Fatal, unknown location

TRUCKS INVOLVED IN FATAL ACCIDENTS, 2007  
FARS OCCUPANT VARIABLES



### The SURVEY Variables

Information in variables 1001 through 1065 and 1091 through 1112 was collected by the TIFA interview

Variable	Name	Format	Type	Length
v1001	POWER UNIT MAKE	V1001_F	Numeric	4

<u>N</u>	<u>Prcnt</u>	<u>Code</u>	<u>Label</u>
4	0.1	1	Autocar
132	2.6	2	Chevrolet
141	2.8	3	Dodge
448	8.9	4	Ford
1,242	24.6	5	Freightliner
106	2.1	6	GMC
723	14.3	7	International
51	1.0	8	Isuzu
541	10.7	9	Kenworth
406	8.0	10	Mack
2	0.0	11	Mercedes Benz
17	0.3	12	Mitsubishi Fuso
11	0.2	13	Nissan/UD
567	11.2	14	Peterbilt
342	6.8	15	Volvo
65	1.3	16	Western Star
3	0.1	17	White
38	0.8	18	White/GMC
124	2.5	19	Sterling
56	1.1	97	Other
30	0.6	99	Unknown

Variable	Name	Format	Type	Length
v1002	POWER UNIT YEAR	V1002_F	Numeric	4

<u>N</u>	<u>Prcnt</u>	<u>Code</u>	<u>Label</u>
1	0.0	1966	1966
2	0.0	1967	1967
1	0.0	1968	1968
1	0.0	1969	1969
2	0.0	1970	1970
4	0.1	1972	1972
4	0.1	1973	1973
1	0.0	1974	1974

TRUCKS INVOLVED IN FATAL ACCIDENTS, 2007  
SURVEY VARIABLES

<u>N</u>	<u>Prcnt</u>	<u>Code</u>	<u>Label</u>
3	0.1	1975	1975
7	0.1	1976	1976
5	0.1	1977	1977
5	0.1	1978	1978
14	0.3	1979	1979
9	0.2	1980	1980
4	0.1	1981	1981
9	0.2	1982	1982
6	0.1	1983	1983
23	0.5	1984	1984
18	0.4	1985	1985
23	0.5	1986	1986
25	0.5	1987	1987
39	0.8	1988	1988
55	1.1	1989	1989
51	1.0	1990	1990
38	0.8	1991	1991
46	0.9	1992	1992
84	1.7	1993	1993
121	2.4	1994	1994
155	3.1	1995	1995
167	3.3	1996	1996
177	3.5	1997	1997
244	4.8	1998	1998
378	7.5	1999	1999
417	8.3	2000	2000
310	6.1	2001	2001
225	4.5	2002	2002
294	5.8	2003	2003
298	5.9	2004	2004
566	11.2	2005	2005
583	11.5	2006	2006
546	10.8	2007	2007
57	1.1	2008	2008
31	0.6	9999	Unknown

TRUCKS INVOLVED IN FATAL ACCIDENTS, 2007  
SURVEY VARIABLES

Variable	Name	Format	Type	Length
v1003	CAB STYLE	V1003_F	Numeric	4

<u>N</u>	<u>Prcnt</u>	<u>Code</u>	<u>Label</u>
4,763	94.3	1	Conventional
257	5.1	2	Cabover or cab-forward
29	0.6	9	Unknown

Variable	Name	Format	Type	Length
v1006	TRUCK MODEL	\$CHAR10	Char	10

<u>N</u>	<u>Prcnt</u>	<u>Code</u>	<u>Label</u>
61	1.2		Unrecorded
4	0.1	1552SC	
		-	Model name or number
2	0.0	WXR	

Variable	Name	Format	Type	Length
v1007	POWER UNIT TYPE	V1007_F	Numeric	4

<u>N</u>	<u>Prcnt</u>	<u>Code</u>	<u>Label</u>
1,803	35.7	1	Straight truck
3,235	64.1	8	Tractor
11	0.2	9	Unknown

Variable	Name	Format	Type	Length
v1008	STRT TRUCK BODY STYLE	V1008_F	Numeric	4

STRAIGHT TRUCK BODY STYLE

<u>N</u>	<u>Prcnt</u>	<u>Code</u>	<u>Label</u>
3,237	64.1	0	Not applicable (tractor)
316	6.3	1	Van
1	0.0	2	Open top van
42	0.8	3	Refrigerated van
0	0.0	4	Livestock carrier
143	2.8	5	Flatbed
0	0.0	6	Lowboy
41	0.8	7	Flatbed with equipment
35	0.7	8	Flatbed with sides

TRUCKS INVOLVED IN FATAL ACCIDENTS, 2007  
SURVEY VARIABLES

<u>N</u>	<u>Prcnt</u>	<u>Code</u>	<u>Label</u>
8	0.2	9	Pole/logging
82	1.6	10	Tank: liquid/gas
1	0.0	11	Tank: dry bulk
17	0.3	12	Auto carrier
355	7.0	13	Dump
1	0.0	14	Bottom dump/hopper bottom
108	2.1	15	Garbage/refuse
61	1.2	17	Concrete mixer
576	11.4	95	Other
25	0.5	99	Unknown

Variable	Name	Format	Type	Length
v1009	STRT TRUCK OTHER BODY	\$CHAR10	Char	10

## STRAIGHT TRUCK OTHER BODY STYLE

<u>N</u>	<u>Prcnt</u>	<u>Code</u>	<u>Label</u>
4,346	86.1		Unrecorded
1	0.0	AIR LAB	
		-	Specific body style
26	0.5	WRECKER	

Variable	Name	Format	Type	Length
v1010	POWER UNIT NO. OF AXLES	V1010_F	Numeric	4

## NUMBER OF POWER UNIT AXLES

<u>N</u>	<u>Prcnt</u>	<u>Code</u>	<u>Label</u>
1,395	27.6	2	2 axles
3,450	68.3	3	3 axles
131	2.6	4	4 axles
25	0.5	5	5 axles
9	0.2	6	6 axles
1	0.0	7	7 axles
38	0.8	9	Unknown

TRUCKS INVOLVED IN FATAL ACCIDENTS, 2007  
SURVEY VARIABLES

Variable	Name	Format	Type	Length
v1015	POWER UNIT CARGO	V1015_F	Numeric	4

<u>N</u>	<u>Prcnt</u>	<u>Code</u>	<u>Label</u>
741	14.7	0	Empty
175	3.5	1	General freight
25	0.5	2	Household goods
12	0.2	3	Building materials
5	0.1	4	Metal: coils, sheets, etc
16	0.3	5	Heavy machinery
16	0.3	6	Large objects
25	0.5	7	Motor vehicles
18	0.4	8	Piggyback/towaway
10	0.2	9	Gases in bulk
313	6.2	10	Solids in bulk
57	1.1	11	Liquids in bulk
1	0.0	12	Explosives
17	0.3	13	Logs/poles/lumber
30	0.6	14	Refrigerated food
0	0.0	15	Mobile home
21	0.4	16	Farm products
3	0.1	17	Live animals
235	4.7	18	Other
6	0.1	95	Cargo, unknown type
3,215	63.7	98	Not applicable (not a straight truck)
108	2.1	99	Unknown

Variable	Name	Format	Type	Length
v1017	1ST TRAILER TYPE	V1017_F	Numeric	4

<u>N</u>	<u>Prcnt</u>	<u>Code</u>	<u>Label</u>
3,120	61.8	1	Semitrailer
43	0.9	2	Full trailer
214	4.2	3	Other
1,653	32.7	4	None
19	0.4	9	Unknown

TRUCKS INVOLVED IN FATAL ACCIDENTS, 2007  
SURVEY VARIABLES

Variable	Name	Format	Type	Length
v1018	1ST TRAILER NO. OF AXLES	V1018_F	Numeric	4

NUMBER OF FIRST TRAILER AXLES

<u>N</u>	<u>Prcnt</u>	<u>Code</u>	<u>Label</u>
188	3.7	1	1 axle
2,974	58.9	2	2 axles
116	2.3	3	3 axles
35	0.7	4	4 axles
6	0.1	5	5 axles
7	0.1	6	6 axles
1	0.0	7	7 axles
1	0.0	8	8 axles
19	0.4	97	Unknown if had first trailer
1,653	32.7	98	Not applicable (no first trailer)
49	1.0	99	Unknown

Variable	Name	Format	Type	Length
v1023	1ST TRAILER BODY	V1023_F	Numeric	4

FIRST TRAILER BODY STYLE

<u>N</u>	<u>Prcnt</u>	<u>Code</u>	<u>Label</u>
1,672	33.1	0	None or unknown if had first trailer
1,327	26.3	1	Van
38	0.8	2	Open top van
391	7.7	3	Refrigerated van
54	1.1	4	Livestock carrier
523	10.4	5	Flatbed
52	1.0	6	Lowboy
1	0.0	7	Flatbed with equipment
21	0.4	8	Flatbed with sides
100	2.0	9	Pole/logging
288	5.7	10	Tank: liquid/gas
57	1.1	11	Tank: dry bulk
30	0.6	12	Auto carrier
256	5.1	13	Dump
103	2.0	14	Bottom dump/hopper bottom
8	0.2	15	Garbage/refuse
110	2.2	95	Other
18	0.4	99	Unknown

Variable	Name	Format	Type	Length
v1024	1ST TRAILER OTHER BODY	\$CHAR10	Char	10

SPECIFIC OTHER BODY STYLE

<u>N</u>	<u>Prcnt</u>	<u>Code</u>	<u>Label</u>
4,805	95.2		Unknown or not applicable
2	0.0	ARROW SIGN	
		-	Specific body style
1	0.0	WASHER	

Variable	Name	Format	Type	Length
v1025	1ST TRAILER CARGO	V1025_F	Numeric	4

FIRST TRAILER CARGO TYPE

<u>N</u>	<u>Prcnt</u>	<u>Code</u>	<u>Label</u>
851	16.9	0	Empty
943	18.7	1	General freight
15	0.3	2	Household goods
49	1.0	3	Building materials
111	2.2	4	Metal: coils, sheets, etc
97	1.9	5	Heavy machinery
52	1.0	6	Large objects
28	0.6	7	Motor vehicles
0	0.0	8	Piggyback/towaway
9	0.2	9	Gases in bulk
357	7.1	10	Solids in bulk
177	3.5	11	Liquids in bulk
4	0.1	12	Explosives
128	2.5	13	Logs/poles/lumber
263	5.2	14	Refrigerated food
7	0.1	15	Mobile home
49	1.0	16	Farm products
36	0.7	17	Live animals
27	0.5	18	Other
26	0.5	95	Cargo, unknown type
19	0.4	96	Unknown if had first trailer
1,653	32.7	98	Not applicable (no first trailer)
148	2.9	99	Unknown

TRUCKS INVOLVED IN FATAL ACCIDENTS, 2007  
SURVEY VARIABLES

Variable	Name	Format	Type	Length
v1027	2ND TRAILER TYPE	V1027_F	Numeric	4

<u>N</u>	<u>Prcnt</u>	<u>Code</u>	<u>Label</u>
116	2.3	1	Semitrailer
44	0.9	2	Full trailer
2	0.0	3	Other
4,867	96.4	4	None
20	0.4	9	Unknown

Variable	Name	Format	Type	Length
v1028	2ND TRAILER NO. OF AXLES	V1028_F	Numeric	4

NUMBER OF SECOND TRAILER AXLES

<u>N</u>	<u>Prcnt</u>	<u>Code</u>	<u>Label</u>
2	0.0	1	1 axle
140	2.8	2	2 axles
7	0.1	3	3 axles
10	0.2	4	4 axles
2	0.0	5	5 axles
20	0.4	97	Unknown if had second trailer
4,867	96.4	98	Not applicable (no second trailer)
1	0.0	99	Unknown

Variable	Name	Format	Type	Length
v1033	2ND TRAILER BODY	V1033_F	Numeric	4

SECOND TRAILER BODY STYLE

<u>N</u>	<u>Prcnt</u>	<u>Code</u>	<u>Label</u>
4,888	96.8	0	None or unknown if had second trailer
90	1.8	1	Van
18	0.4	5	Flatbed
4	0.1	6	Lowboy
1	0.0	8	Flatbed with sides
1	0.0	9	Pole/logging
5	0.1	10	Tank: liquid/gas
11	0.2	11	Tank: dry bulk
6	0.1	13	Dump
19	0.4	14	Bottom dump/hopper bottom



<u>N</u>	<u>Prcnt</u>	<u>Code</u>	<u>Label</u>
3	0.1	95	Other
3	0.1	99	Unknown

Variable	Name	Format	Type	Length
v1034	2ND TRAILER OTHER BODY	\$CHAR10	Char	10

SPECIFIC OTHER BODY STYLE

<u>N</u>	<u>Prcnt</u>	<u>Code</u>	<u>Label</u>
5,044	99.9		Unknown or not applicable
1	0.0	BOOSTER	
		-	Specific body style
1	0.0	TOMATO TUB	

Variable	Name	Format	Type	Length
v1035	2ND TRAILER CARGO	V1035_F	Numeric	4

SECOND TRAILER CARGO TYPE

<u>N</u>	<u>Prcnt</u>	<u>Code</u>	<u>Label</u>
25	0.5	0	Empty
79	1.6	1	General freight
1	0.0	3	Building materials
4	0.1	5	Heavy machinery
4	0.1	6	Large objects
27	0.5	10	Solids in bulk
3	0.1	11	Liquids in bulk
3	0.1	13	Logs/poles/lumber
5	0.1	16	Farm products
2	0.0	95	Cargo, unknown type
20	0.4	96	Unknown if had second trailer
4,867	96.4	98	Not applicable (no second trailer)
9	0.2	99	Unknown

Variable	Name	Format	Type	Length
v1037	3RD TRAILER TYPE	V1037_F	Numeric	4

<u>N</u>	<u>Prcnt</u>	<u>Code</u>	<u>Label</u>
1	0.0	1	Semitrailer
1	0.0	3	Other

TRUCKS INVOLVED IN FATAL ACCIDENTS, 2007  
SURVEY VARIABLES

<u>N</u>	<u>Prcnt</u>	<u>Code</u>	<u>Label</u>
5,023	99.5	4	None
24	0.5	9	Unknown

Variable	Name	Format	Type	Length
v1038	3RD TRAILER NO. OF AXLES	V1038_F	Numeric	4

## NUMBER OF THIRD TRAILER AXLES

<u>N</u>	<u>Prcnt</u>	<u>Code</u>	<u>Label</u>
2	0.0	2	2 axles
24	0.5	97	Unknown if had third trailer
5,023	99.5	98	Not applicable (no third trailer)

Variable	Name	Format	Type	Length
v1043	3RD TRAILER BODY	V1043_F	Numeric	4

## THIRD TRAILER BODY STYLE

<u>N</u>	<u>Prcnt</u>	<u>Code</u>	<u>Label</u>
5,047	100.0	0	None or unknown if had third trailer
1	0.0	1	Van
1	0.0	95	Other

Variable	Name	Format	Type	Length
v1044	3RD TRAILER OTHER BODY	\$CHAR10	Char	10

## SPECIFIC OTHER BODY STYLE

<u>N</u>	<u>Prcnt</u>	<u>Code</u>	<u>Label</u>
5,048	100.0		Unknown or not applicable
1	0.0	BOOSTER	

Variable	Name	Format	Type	Length
v1045	3RD TRAILER CARGO	V1045_F	Numeric	4

## THIRD TRAILER CARGO TYPE

<u>N</u>	<u>Prcnt</u>	<u>Code</u>	<u>Label</u>
1	0.0	0	Empty
24	0.5	96	Unknown if had third trailer

TRUCKS INVOLVED IN FATAL ACCIDENTS, 2007  
SURVEY VARIABLES

<u>N</u>	<u>Prcnt</u>	<u>Code</u>	<u>Label</u>
5,023	99.5	98	Not applicable (no third trailer)
1	0.0	99	Unknown

Variable	Name	Format	Type	Length
v1047	VEHICLE CONFIGURATION	\$CHAR10	Char	10

VEHICLE CONFIGURATION BY UNIT

<u>N</u>	<u>Prcnt</u>	<u>Code</u>	<u>Label</u>
11	0.2		Unknown or unspecified
1,546	30.6	R	
		-	Unit descriptor codes
1	0.0	TWWW	

Variable	Name	Format	Type	Length
v1048	VEHICLE COMBINATION CODE	V1048_F	Numeric	4

<u>N</u>	<u>Prcnt</u>	<u>Code</u>	<u>Label</u>
			Straight truck, no or 1 cargo-carrying trailer
1,546	30.6	1	Straight truck only
43	0.9	2	Straight truck and full trailer
139	2.8	3	Straight truck and other (non-full trailer)
65	1.3	4	Straight truck and other trailer with gooseneck hitch
0	0.0	5	Straight truck and A-dolly and semitrailer
8	0.2	6	Straight truck wrecker with towed unit
2	0.0	9	Straight truck, unknown if pulling trailer
			Straight truck, 2 cargo-carrying trailers
0	0.0	10	Straight truck and full trailer and other trailer
0	0.0	11	Straight truck and other trailer and other trailer
0	0.0	12	Straight truck and 2 full trailers
0	0.0	13	Straight truck other trailer with gooseneck hitch, A-dolly, other trailer
0	0.0	14	Straight truck, other trailer with gooseneck hitch, other trailer
			Tractor, no cargo-carrying trailers
94	1.9	20	Bobtail tractor
10	0.2	21	Tractor carrying cargo
0	0.0	22	Tractor and A-dolly

TRUCKS INVOLVED IN FATAL ACCIDENTS, 2007  
SURVEY VARIABLES

<u>N</u>	<u>Prcnt</u>	<u>Code</u>	<u>Label</u>
			Tractor, 1 cargo-carrying trailer
2,953	58.5	30	Tractor and semitrailer
7	0.1	31	Tractor and other (non-semitrailer)
0	0.0	32	Tractor and semitrailer and A-dolly
1	0.0	33	Tractor and full trailer
1	0.0	34	Tractor and gooseneck and other
			Tractor, 2 cargo-carrying trailers
104	2.1	40	Tractor and semitrailer and A-dolly and semitrailer
4	0.1	41	Tractor and semitrailer and B-dolly and semitrailer
3	0.1	42	Tractor and semitrailer and C-dolly and semitrailer
4	0.1	43	Tractor and semitrailer with unknown dolly and semitrailer
43	0.9	44	Tractor and semitrailer and full trailer
0	0.0	45	Tractor and full trailer and full trailer
2	0.0	46	Tractor and semitrailer and other trailer
1	0.0	49	Tractor and semitrailer and unknown trailer
			Tractor, 3 cargo-carrying trailers
2	0.0	50	Tractor and 3 trailers (A-dollies)
0	0.0	51	Tractor, semitrailer, A-dolly, semitrailer, full trailer
0	0.0	52	Tractor, semitrailer, two full trailers
			Combinations for oversize/overweight loads
0	0.0	60	Tractor and jeep and semitrailer and jeep
0	0.0	61	Tractor and semitrailer and jeep
3	0.1	62	Tractor and jeep and semitrailer
0	0.0	63	Tractor and jeep and full trailer and jeep
1	0.0	64	Tractor and jeep and semitrailer and other
			Unusual tractor combinations
0	0.0	70	Tractor towing tractor *
0	0.0	71	Tractor towing straight truck *
0	0.0	72	Tractor towing tractor-semitrailer*
0	0.0	73	Tractor with one saddlemount tractor
0	0.0	74	Tractor with two saddlemount tractors
1	0.0	75	Tractor with three saddlemount tractors
0	0.0	78	Tractor with saddlemount tractor and P van
			Unusual straight truck combinations
0	0.0	80	Straight truck towing straight truck *

TRUCKS INVOLVED IN FATAL ACCIDENTS, 2007  
SURVEY VARIABLES

<u>N</u>	<u>Prcnt</u>	<u>Code</u>	<u>Label</u>
0	0.0	81	Straight truck pulling tractor-semitrailer
0	0.0	82	Wrecker and doubles
0	0.0	83	Wrecker towing straight and full trailer
0	0.0	84	Straight with two saddlemount straight trucks
0	0.0	85	Wrecker towing other trailer
12	0.2	99	Unknown

\* Towed units with all wheels on ground.

Variable	Name	Format	Type	Length
v1049	NO. OF TRAILERS	V1049_F	Numeric	4

<u>N</u>	<u>Prcnt</u>	<u>Code</u>	<u>Label</u>
1,653	32.7	0	No trailer
3,211	63.6	1	1 trailer
152	3.0	2	2 trailers
2	0.0	3	3 trailers
31	0.6	9	Unknown

Variable	Name	Format	Type	Length
v1050	GROSS VEHICLE WEIGHT RATING	V1050_F	Numeric	4

<u>N</u>	<u>Prcnt</u>	<u>Code</u>	<u>Label</u>
489	9.7	3	10,001 - 14,000 lbs.
127	2.5	4	14,001 - 16,000 lbs.
93	1.8	5	16,001 - 19,500 lbs.
273	5.4	6	19,501 - 26,000 lbs.
307	6.1	7	26,001 - 33,000 lbs.
3,707	73.4	8	33,001 lbs. or more
53	1.0	9	Unknown

Variable	Name	Format	Type	Length
v1050C	GROSS COMBINATION WEIGHT RATING	V1050C_F	Numeric	4

<u>N</u>	<u>Prcnt</u>	<u>Code</u>	<u>Label</u>
988	19.6	2	10,000-26,000 lbs
4,012	79.5	3	Greater than 26,000 lbs
49	1.0	9	Unknown

TRUCKS INVOLVED IN FATAL ACCIDENTS, 2007  
SURVEY VARIABLES

Variable	Name	Format	Type	Length
v1055	SPECIFIC CARGO	\$CHAR20	Char	20

## ACTUAL CARGO CARRIED

<u>N</u>	<u>Prcnt</u>	<u>Code</u>	<u>Label</u>
1	0.0	A/C DUCTS	
		-	Actual cargo
2	0.0	YARN	

Variable	Name	Format	Type	Length
v1056	CARGO SPILLAGE	V1056_F	Numeric	4

<u>N</u>	<u>Prcnt</u>	<u>Code</u>	<u>Label</u>
4,032	79.9	0	No spillage
735	14.6	1	Spillage of nonhazardous cargo
59	1.2	2	Spillage of hazardous cargo
223	4.4	9	Unknown

Variable	Name	Format	Type	Length
v1057	AREA OF OPERATION	V1057_F	Numeric	4

<u>N</u>	<u>Prcnt</u>	<u>Code</u>	<u>Label</u>
3,295	65.3	1	Interstate
1,210	24.0	2	Intrastate
181	3.6	5	Personal use only
72	1.4	6	Government owned
31	0.6	7	Daily rental
260	5.1	9	Unknown

Variable	Name	Format	Type	Length
v1058	OPERATING AUTHORITY	V1058_F	Numeric	4

<u>N</u>	<u>Prcnt</u>	<u>Code</u>	<u>Label</u>
1,630	32.3	1	Private
2,978	59.0	2	For hire
181	3.6	5	Personal use only
72	1.4	6	Government owned

TRUCKS INVOLVED IN FATAL ACCIDENTS, 2007  
SURVEY VARIABLES

<u>N</u>	<u>Prcnt</u>	<u>Code</u>	<u>Label</u>
31	0.6	7	Daily rental
157	3.1	9	Unknown

Variable	Name	Format	Type	Length
v1059	ACCIDENT TYPE	V1059_F	Numeric	4

<u>N</u>	<u>Prcnt</u>	<u>Code</u>	<u>Label</u>
15	0.3	0	No impact
		-	Diagram number (see appendix)
92	1.8	97	Untripped rollover
669	13.2	98	Other accident type
16	0.3	99	Unknown

Variable	Name	Format	Type	Length
v1061	TRIP TYPE	V1061_F	Numeric	4

<u>N</u>	<u>Prcnt</u>	<u>Code</u>	<u>Label</u>
1,800	35.7	1	Local delivery
617	12.2	2	51 to 100 miles
232	4.6	3	101 to 150 miles
207	4.1	4	151 to 200 miles
667	13.2	5	201 to 500 miles
652	12.9	6	Over 500 miles
154	3.1	7	Unknown over-the-road trip distance
720	14.3	9	Unknown

Variable	Name	Format	Type	Length
v1062	HOURS DRIVING	V1062_F	Numeric	4

<u>N</u>	<u>Prcnt</u>	<u>Code</u>	<u>Label</u>
918	18.2	1	1 hour
582	11.5	2	2 hours
352	7.0	3	3 hours
325	6.4	4	4 hours
245	4.9	5	5 hours
226	4.5	6	6 hours
128	2.5	7	7 hours
133	2.6	8	8 hours
58	1.1	9	9 hours

TRUCKS INVOLVED IN FATAL ACCIDENTS, 2007  
SURVEY VARIABLES

<u>N</u>	<u>Prcnt</u>	<u>Code</u>	<u>Label</u>
38	0.8	10	10 hours
11	0.2	11	11 hours
13	0.3	12	12 hours
6	0.1	14	14 hours
2	0.0	15	15 hours
1	0.0	16	16 hours
1	0.0	17	17 hours
1	0.0	19	19 hours
1	0.0	30	30 hours
766	15.2	96	Unknown but legal
24	0.5	97	Unknown but not legal
18	0.4	98	Not applicable
1,200	23.8	99	Unknown

Variable	Name	Format	Type	Length
v1063	INTERVIEW CONDUCTED	V1063_F	Numeric	4

---

<u>N</u>	<u>Prcnt</u>	<u>Code</u>	<u>Label</u>
4,564	90.4	1	Yes
485	9.6	2	No

Variable	Name	Format	Type	Length
v1064	POLICE REPORT	V1064_F	Numeric	4

---

<u>N</u>	<u>Prcnt</u>	<u>Code</u>	<u>Label</u>
5,047	100.0	1	Yes
2	0.0	2	No

Variable	Name	Format	Type	Length
v1065	FAX/MAIL	V1065_F	Numeric	4

---

<u>N</u>	<u>Prcnt</u>	<u>Code</u>	<u>Label</u>
430	8.5	1	Yes
4,619	91.5	2	No



Variables 1066 through 1075 indicate modifications to responses received from the interview. Also indicated here are deductions made by the editors to fill in missing data elements. The numbers coded in these variables are the question numbers on the interview form (see Appendix).

Variable	Name	Format	Type	Length
v1066	1ST QUESTION DERIVED	V1066_F	Numeric	4

<u>N</u>	<u>Prcnt</u>	<u>Code</u>	<u>Label</u>
4,944	97.9	0	None
1	0.0	11	Question 11
1	0.0	12	Question 12
1	0.0	13	Question 13
1	0.0	15	Question 15
24	0.5	16	Question 16
77	1.5	17	Question 17

Variable	Name	Format	Type	Length
v1067	2ND QUESTION DERIVED	V1067_F	Numeric	4

<u>N</u>	<u>Prcnt</u>	<u>Code</u>	<u>Label</u>
5,047	100.0	0	None
1	0.0	13	Question 13
1	0.0	15	Question 15

Variable	Name	Format	Type	Length
v1068	3RD QUESTION DERIVED	V1068_F	Numeric	4

<u>N</u>	<u>Prcnt</u>	<u>Code</u>	<u>Label</u>
5,048	100.0	0	None
1	0.0	17	Question 17

Variable	Name	Format	Type	Length
v1069	4TH QUESTION DERIVED	V1069_F	Numeric	4

<u>N</u>	<u>Prcnt</u>	<u>Code</u>	<u>Label</u>
5,049	100.0	0	None

TRUCKS INVOLVED IN FATAL ACCIDENTS, 2007  
SURVEY VARIABLES

Variable	Name	Format	Type	Length
v1070	5TH QUESTION DERIVED	V1070_F	Numeric	4

<u>N</u>	<u>Prcnt</u>	<u>Code</u>	<u>Label</u>
5,049	100.0	0	None

Variable	Name	Format	Type	Length
v1071	6TH QUESTION DERIVED	V1071_F	Numeric	4

<u>N</u>	<u>Prcnt</u>	<u>Code</u>	<u>Label</u>
5,049	100.0	0	None

Variable	Name	Format	Type	Length
v1072	7TH QUESTION DERIVED	V1072_F	Numeric	4

<u>N</u>	<u>Prcnt</u>	<u>Code</u>	<u>Label</u>
5,049	100.0	0	None

Variable	Name	Format	Type	Length
v1073	8TH QUESTION DERIVED	V1073_F	Numeric	4

<u>N</u>	<u>Prcnt</u>	<u>Code</u>	<u>Label</u>
5,049	100.0	0	None

Variable	Name	Format	Type	Length
v1074	9TH QUESTION DERIVED	V1074_F	Numeric	4

<u>N</u>	<u>Prcnt</u>	<u>Code</u>	<u>Label</u>
5,049	100.0	0	None

Variable	Name	Format	Type	Length
v1075	10TH QUESTION DERIVED	V1075_F	Numeric	4

<u>N</u>	<u>Prcnt</u>	<u>Code</u>	<u>Label</u>
5,049	100.0	0	None

TRUCKS INVOLVED IN FATAL ACCIDENTS, 2007  
SURVEY VARIABLES

Variable	Name	Format	Type	Length
v1091	HAZARDOUS MATERIALS PLACARD	V1091_F	Numeric	4

<u>N</u>	<u>Prcnt</u>	<u>Code</u>	<u>Label</u>
157	3.1	1	Yes
4,718	93.4	2	No
174	3.4	9	Unknown

Variable	Name	Format	Type	Length
v1092	HAZARDOUS MATERIALS CLASS	V1092_F	Numeric	4

<u>N</u>	<u>Prcnt</u>	<u>Code</u>	<u>Label</u>
5	0.1	1	Explosives
26	0.5	2	Compressed gases
97	1.9	3	Flammable liquids
1	0.0	4	Flammable solids
2	0.0	5	Oxidizing substances
2	0.0	6	Poisonous substances
0	0.0	7	Radioactive materials
13	0.3	8	Corrosive liquids
6	0.1	9	Miscellaneous hazardous substances
4,712	93.3	98	Not applicable
185	3.7	99	Unknown

Variable	Name	Format	Type	Length
v1093	HAZARDOUS PLACARD 4-DIGIT NUMBER	V1093_F	Numeric	4

<u>N</u>	<u>Prcnt</u>	<u>Code</u>	<u>Label</u>
1	0.0	0084	
		-	Hazardous placard number
1	0.0	3295	
4,712	93.3	9998	Not applicable
194	3.8	9999	Unknown

Variable	Name	Format	Type	Length
v1101	HEADWAY DETECTION/FORWARD CRASH WARNING	V1101_8F	Numeric	4

<u>N</u>	<u>Prcnt</u>	<u>Code</u>	<u>Label</u>
47	0.9	1	Yes

TRUCKS INVOLVED IN FATAL ACCIDENTS, 2007  
SURVEY VARIABLES

<u>N</u>	<u>Prcnt</u>	<u>Code</u>	<u>Label</u>
3,290	65.2	2	No
1,712	33.9	9	Unknown

Variable	Name	Format	Type	Length
v1102	SIDE/OBJECT DETECTION	V1101_8F	Numeric	4

---

<u>N</u>	<u>Prcnt</u>	<u>Code</u>	<u>Label</u>
50	1.0	1	Yes
3,290	65.2	2	No
1,709	33.8	9	Unknown

Variable	Name	Format	Type	Length
v1103	LANE DEPARTURE WARNING	V1101_8F	Numeric	4

---

<u>N</u>	<u>Prcnt</u>	<u>Code</u>	<u>Label</u>
21	0.4	1	Yes
3,314	65.6	2	No
1,714	33.9	9	Unknown

Variable	Name	Format	Type	Length
v1104	ROLLOVER WARNING	V1101_8F	Numeric	4

---

<u>N</u>	<u>Prcnt</u>	<u>Code</u>	<u>Label</u>
29	0.6	1	Yes
3,299	65.3	2	No
1,721	34.1	9	Unknown

Variable	Name	Format	Type	Length
v1105	ELECTRONIC STABILITY CONTROL	V1101_8F	Numeric	4

---

<u>N</u>	<u>Prcnt</u>	<u>Code</u>	<u>Label</u>
62	1.2	1	Yes
3,207	63.5	2	No
1,780	35.3	9	Unknown

TRUCKS INVOLVED IN FATAL ACCIDENTS, 2007  
SURVEY VARIABLES

Variable	Name	Format	Type	Length
v1106	POWER UNIT TRACKING	V1101_8F	Numeric	4

<u>N</u>	<u>Prcnt</u>	<u>Code</u>	<u>Label</u>
567	11.2	1	Yes
2,792	55.3	2	No
1,690	33.5	9	Unknown

Variable	Name	Format	Type	Length
v1107	TRAILER TRACKING	V1101_8F	Numeric	4

<u>N</u>	<u>Prcnt</u>	<u>Code</u>	<u>Label</u>
100	2.0	1	Yes
3,057	60.5	2	No
1,892	37.5	9	Unknown

Variable	Name	Format	Type	Length
v1108	SPEED LIMITER	V1101_8F	Numeric	4

<u>N</u>	<u>Prcnt</u>	<u>Code</u>	<u>Label</u>
1,856	36.8	1	Yes
1,413	28.0	2	No
1,780	35.3	9	Unknown

Variable	Name	Format	Type	Length
v1111	DRIVER COMPENSATION	V1111_F	Numeric	4

<u>N</u>	<u>Prcnt</u>	<u>Code</u>	<u>Label</u>
358	7.1	1	Percent of gross trip revenue
1,119	22.2	2	By hour
837	16.6	3	By mile
52	1.0	4	By hour and mile
408	8.1	5	By load
287	5.7	6	Other
1,988	39.4	9	Unknown

TRUCKS INVOLVED IN FATAL ACCIDENTS, 2007  
SURVEY VARIABLES

Variable	Name	Format	Type	Length
v1112	DRIVER COMPENSATION OTHER	\$CHAR15	Char	15

---

<u>N</u>	<u>Prcnt</u>	<u>Code and Label</u>
1	0.0	Barter services
1	0.0	Base and hour
1	0.0	Base, mile, and stops
1	0.0	By activity
21	0.4	By day
2	0.0	By delivery
32	0.6	By job
1	0.0	By load and salary
1	0.0	By month
3	0.1	By route
1	0.0	By run and route
1	0.0	By sale
11	0.2	By trip
1	0.0	By week
2	0.0	By weight
25	0.5	Commission
1	0.0	Day and commission
1	0.0	Fee and commission
3	0.1	Flat rate
1	0.0	Hour and activity
4	0.1	Hour and load
1	0.0	Hour and bonus
7	0.1	Hour and commission
1	0.0	Hour and piece
1	0.0	Incentive
6	0.1	Load and mile
1	0.0	Load, mile and time
13	0.2	Mile and activity
2	0.0	Mile and drop
12	0.2	Mile and load
15	0.2	Mile and stop
1	0.0	Mile and weight
1	0.0	Mile and commission
1	0.0	Mile, drops and load
1	0.0	Mile, hour and load
2	0.0	Mile, load and drops
100	2.0	Salary
1	0.0	Salary and bonus

TRUCKS INVOLVED IN FATAL ACCIDENTS, 2007  
SURVEY VARIABLES

<u>N</u>	<u>Prcnt</u>	<u>Code and Label</u>
3	0.0	Salary and commission
1	0.0	Salary and stops
1	0.0	Stops and revenue
1	0.0	Weight and revenue
2,774	54.9	Not applicable
1,988	39.4	Unknown





## SURVEY Variables for Vehicles Not In-Transport

Variable	Name	Format	Type	Length
v1007	POWER UNIT TYPE	V1007_F	Numeric	4

<u>N</u>	<u>Prcnt</u>	<u>Code</u>	<u>Label</u>
120	53.1	1	Straight truck
106	46.9	8	Tractor

Variable	Name	Format	Type	Length
v1017	1ST TRAILER TYPE	V1017_F	Numeric	4

<u>N</u>	<u>Prcnt</u>	<u>Code</u>	<u>Label</u>
101	44.7	1	Semitrailer
0	0.0	2	Full trailer
15	6.6	3	Other
110	48.7	4	None

Variable	Name	Format	Type	Length
v1027	2ND TRAILER TYPE	V1027_F	Numeric	4

<u>N</u>	<u>Prcnt</u>	<u>Code</u>	<u>Label</u>
3	1.3	1	Semitrailer
1	0.4	2	Full trailer
0	0.0	3	Other
221	97.8	4	None
1	0.4	9	Unknown

Variable	Name	Format	Type	Length
v1037	3RD TRAILER TYPE	V1037_F	Numeric	4

<u>N</u>	<u>Prcnt</u>	<u>Code</u>	<u>Label</u>
1	0.4	1	Semitrailer
0	0.0	2	Full trailer
0	0.0	3	Other
225	99.6	4	None

TRUCKS INVOLVED IN FATAL ACCIDENTS, 2007  
SURVEY VARIABLES – VEHICLES NOT IN-TRANSPORT

Variable	Name	Format	Type	Length
v1047	VEHICLE CONFIGURATION	\$CHAR10	Char	10

## VEHICLE CONFIGURATION BY UNIT

<u>N</u>	<u>Prcnt</u>	<u>Code</u>	<u>Label</u>
104	46.0	R	
		-	Unit descriptor codes
1	0.4	TSXSXS	

Variable	Name	Format	Type	Length
v1048	VEHICLE COMBINATION CODE	V1048_F	Numeric	4

<u>N</u>	<u>Prcnt</u>	<u>Code</u>	<u>Label</u>
			Straight truck, no or 1 cargo-carrying trailer
104	46.0	1	Straight truck only
0	0.0	2	Straight truck and full trailer
15	6.6	3	Straight truck and other (non-full trailer)
0	0.0	4	Straight truck and other trailer with gooseneck hitch
0	0.0	5	Straight truck and A-dolly and semitrailer
1	0.4	6	Straight truck wrecker with towed unit
0	0.0	9	Straight truck, unknown if pulling trailer
			Straight truck, 2 cargo-carrying trailers
0	0.0	10	Straight truck and full trailer and other trailer
0	0.0	11	Straight truck and other trailer and other trailer
0	0.0	12	Straight truck and 2 full trailers
0	0.0	13	Straight truck, other trailer with gooseneck hitch, A-dolly, other trailer
0	0.0	14	Straight truck, other trailer with gooseneck hitch, other trailer
			Tractor, no cargo-carrying trailers
5	2.2	20	Bobtail tractor
0	0.0	21	Tractor carrying cargo
0	0.0	22	Tractor and A-dolly
			Tractor, 1 cargo-carrying trailer
96	42.5	30	Tractor and semitrailer
0	0.0	31	Tractor and other (non-semitrailer)
0	0.0	32	Tractor and semitrailer and A-dolly
0	0.0	33	Tractor and full trailer

<u>N</u>	<u>Prcnt</u>	<u>Code</u>	<u>Label</u>
0	0.0	34	Tractor and gooseneck and other
			Tractor, 2 cargo-carrying trailers
1	0.4	40	Tractor and semitrailer and A-dolly and semitrailer
0	0.0	41	Tractor and semitrailer and B-dolly and semitrailer
0	0.0	42	Tractor and semitrailer and C-dolly and semitrailer
1	0.4	43	Tractor and semitrailer with unknown dolly and semitrailer
1	0.4	44	Tractor and semitrailer and full trailer
0	0.0	45	Tractor and full trailer and full trailer
0	0.0	46	Tractor and semitrailer and other trailer
1	0.4	49	Tractor and semitrailer and unknown trailer
			Tractor, 3 cargo-carrying trailers
0	0.0	50	Tractor and 3 trailers (A-dollies)
0	0.0	51	Tractor, semitrailer, A-dolly, semitrailer, full trailer
0	0.0	52	Tractor, semitrailer, two full trailers
			Combination for oversize/overweight loads
0	0.0	60	Tractor and jeep and semitrailer and jeep
0	0.0	61	Tractor and semitrailer and jeep
0	0.0	62	Tractor and jeep and semitrailer
0	0.0	63	Tractor and jeep and full trailer and jeep
0	0.0	64	Tractor and jeep and semitrailer and other
			Unusual tractor combinations
0	0.0	70	Tractor towing tractor *
0	0.0	71	Tractor towing straight truck *
0	0.0	72	Tractor towing tractor-semitrailer*
0	0.0	73	Tractor with one saddlemount tractor
0	0.0	74	Tractor with two saddlemount tractors
0	0.0	75	Tractor with three saddlemount tractors
0	0.0	78	Tractor with saddlemount tractor and P van
			Unusual straight truck combinations
0	0.0	80	Straight truck towing straight truck *
0	0.0	81	Straight truck pulling tractor-semitrailer
0	0.0	82	Wrecker and doubles
0	0.0	83	Wrecker towing straight and full trailer
0	0.0	84	Straight with two saddlemount straight trucks
0	0.0	85	Wrecker towing other trailer

TRUCKS INVOLVED IN FATAL ACCIDENTS, 2007  
SURVEY VARIABLES – VEHICLES NOT IN-TRANSPORT

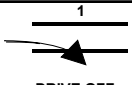
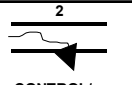
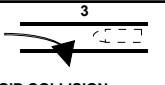

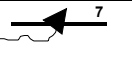


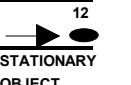



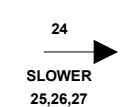
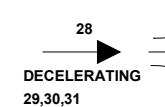
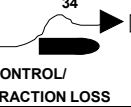
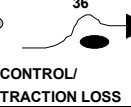
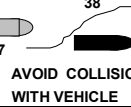
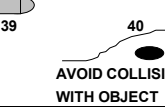




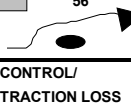
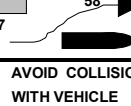
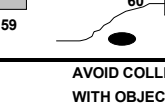




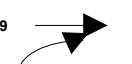
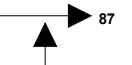
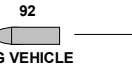
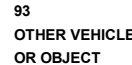
<u>N</u>	<u>Prcnt</u>	<u>Code</u>	<u>Label</u>
1	0.4	99	Unknown

\* Towed units with all wheels on ground.

## APPENDIX



**ACCIDENT TYPES (INCLUDES INTENT)**

CATEGORY	CONFIGURATION		4	5
I SINGLE DRIVER	A. RIGHT ROADSIDE DEPARTURE	 DRIVE OFF ROAD  CONTROL/ TRACTION LOSS  AVOID COLLISION W/ VEHICLE, PEDESTRIAN, ANIMAL	SPECIFICS OTHER	SPECIFICS UNKNOWN
	B. LEFT ROADSIDE DEPARTURE	 DRIVE OFF ROAD  CONTROL/ TRACTION LOSS  AVOID COLLISION W/VEHICLE, PEDESTRIAN, ANIMAL	SPECIFICS OTHER	SPECIFICS UNKNOWN
	C. FORWARD IMPACT	 PARKED VEHICLE  STATIONARY OBJECT  PEDESTRIAN ANIMAL  END DEPARTURE	SPECIFICS OTHER	SPECIFICS UNKNOWN
II SAME TRAFFICWAY SAME DIRECTION	D. REAR-END	 STOPPED 21,22,23  SLOWER 25,26,27  DECELERATING 29,30,31	(EACH - 32) SPECIFICS OTHER	(EACH - 33) SPECIFICS UNKNOWN
	E. FORWARD IMPACT	 CONTROL/ TRACTION LOSS  CONTROL/ TRACTION LOSS  AVOID COLLISION WITH VEHICLE  AVOID COLLISION WITH OBJECT	(EACH - 42) SPECIFICS OTHER	(EACH - 43) SPECIFICS UNKNOWN
	F. SIDESWIPE ANGLE	 45  47	(EACH - 48) SPECIFICS OTHER	(EACH - 49) SPECIFICS UNKNOWN
III SAME TRAFFICWAY OPPOSITE DIRECTION	G. HEAD-ON	 51 LATERAL MOVE	(EACH - 52) SPECIFICS OTHER	(EACH - 53) SPECIFICS UNKNOWN
	H. FORWARD IMPACT	 CONTROL/ TRACTION LOSS  CONTROL/ TRACTION LOSS  AVOID COLLISION WITH VEHICLE  AVOID COLLISION WITH OBJECT	(EACH - 62) SPECIFICS OTHER	(EACH - 63) SPECIFICS UNKNOWN
	I. SIDESWIPE/ ANGLE	 65 LATERAL MOVE	(EACH - 66) SPECIFICS OTHER	(EACH - 67) SPECIFICS UNKNOWN
IV CHANGE TRAFFICWAY VEHICLE TURNING	J. TURN ACROSS PATH	 69 INITIAL OPPOSITE DIRECTIONS  71 INITIAL SAME DIRECTION	(EACH - 74) SPECIFICS OTHER	(EACH - 75) SPECIFICS UNKNOWN
	K. TURN INTO PATH	 76 TURN INTO SAME DIRECTION  78 TURN IN OPPOSITE DIRECTIONS	(EACH - 84) SPECIFICS OTHER	(EACH - 85) SPECIFICS UNKNOWN
V INTERSECTING PATH-VEHICLE DAMAGE	L. STRAIGHT PATHS	 87 88 89	(EACH - 90) SPECIFICS OTHER	(EACH - 91) SPECIFICS UNKNOWN
VI MISC.	M. BACKING ETC.	 92 BACKING VEHICLE  93 OTHER VEHICLE OR OBJECT	97 UNTRIPPED ROLLOVER 98 OTHER ACC TYPE 99 UNKNOWN ACC TYPE 00 NO IMPACT	





# CENTER FOR NATIONAL TRUCK & BUS STATISTICS

## TRUCKS INVOLVED IN FATAL ACCIDENTS SURVEY

Accident Date \_\_\_\_\_ / \_\_\_\_\_ / **2007**  
Month Day Year

### ACCIDENT IDENTIFICATION *(fill out prior to interview)*

1. FARS State Code 

_	_
1	2

 State of Accident \_\_\_\_\_
2. FARS Case No. 

_	_	_	_
3	4	5	6
3. FARS Vehicle No. 

_	_
7	8

### POWER UNIT

4. Truck Make
 

[	]	01
[	]	02
[	]	03
[	]	04
[	]	05
[	]	06
[	]	07
[	]	08
[	]	09
[	]	10
[	]	11
[	]	12
[	]	13
[	]	14
[	]	15
[	]	16
[	]	17
[	]	18
[	]	19
[	]	97

  
 \_\_\_\_\_  
*(Specify)*

5. Truck Model Year: 

_	_	_	_
11	12	13	14

6. Cab Style  
 Conventional 

[	]	1
[	]	2
15		

  
 Cab-Over-Engine/Cab Forward

7. Truck Model \_\_\_\_\_  
*(Name or No.) (Specify)*

Truck Model _____ (editor) <div style="text-align: center; font-size: small; margin-top: 5px;">                     16 17 18 19 20 21 22 23 24 25                 </div>
---

**NOTE:** Put all information and calculations on this form.

	<u>POWER UNIT</u>	<u>FIRST TRAILER</u>	<u>SECOND TRAILER</u>	<u>THIRD TRAILER</u>
8. TYPE:	Tractor [ ] 8 St. Trk. [ ] 1 <div style="border: 1px solid black; width: 40px; height: 20px; margin-left: 100px; text-align: center;">26</div>	Semi [ ] 1 Full [ ] 2 Other [ ] 3 None [ ] 4 <div style="border: 1px solid black; width: 40px; height: 20px; margin-left: 100px; text-align: center;">27</div>	Semi [ ] 1 Full [ ] 2 Other [ ] 3 None [ ] 4 <div style="border: 1px solid black; width: 40px; height: 20px; margin-left: 100px; text-align: center;">28</div>	Semi [ ] 1 Full [ ] 2 Other [ ] 3 None [ ] 4 <div style="border: 1px solid black; width: 40px; height: 20px; margin-left: 100px; text-align: center;">29</div>
9. NO. OF AXLES IN USE/DOWN:	<div style="border: 1px solid black; width: 30px; height: 20px; margin-left: 100px; text-align: center;">30</div>	<div style="border: 1px solid black; width: 30px; height: 20px; margin-left: 100px; text-align: center;">31</div>	<div style="border: 1px solid black; width: 30px; height: 20px; margin-left: 100px; text-align: center;">32</div>	<div style="border: 1px solid black; width: 30px; height: 20px; margin-left: 100px; text-align: center;">33</div>
10. COMBINATION CODE:	<div style="display: flex; justify-content: space-around; width: 100%;"> <span>34</span><span>35</span><span>36</span><span>37</span><span>38</span><span>39</span><span>40</span><span>41</span><span>42</span><span>43</span> </div>			

*(Key: R=straight truck; T=tractor; S=semitrailer; F=full trailer; O=other trailer; U=unknown trailer; A=A dolly; B=B train; C=C dolly; X=unknown dolly; J=jeep; G=gooseneck)*

	<u>POWER UNIT</u>	<u>FIRST TRAILER</u>	<u>SECOND TRAILER</u>	<u>THIRD TRAILER</u>
11. BODY STYLE:	Tractor [ ] 00 Van [ ] 01 Open top van [ ] 02 Refrigerated van [ ] 03 Livestock carrier [ ] 04 Flatbed [ ] 05 Low boy [ ] 06 Flatbed w/equip. [ ] 07 Flatbed w/sides [ ] 08 Pole/logging [ ] 09 Tank - liquid/gas [ ] 10 Tank - dry bulk [ ] 11 Auto carrier [ ] 12 Dump [ ] 13 BottomDump/hopper [ ] 14 Garbage/refuse [ ] 15 Concrete mixer [ ] 17 Other [ ] 95 <div style="border: 1px solid black; width: 40px; height: 20px; margin-left: 100px; text-align: center;">44-45</div>	Van [ ] 01 Open top van [ ] 02 Refrigerated van [ ] 03 Livestock carrier [ ] 04 Flatbed [ ] 05 Low boy [ ] 06 Flatbed w/equip. [ ] 07 Flatbed w/sides [ ] 08 Pole/logging [ ] 09 Tank - liquid/gas [ ] 10 Tank - dry bulk [ ] 11 Auto carrier [ ] 12 Dump [ ] 13 BottomDump/hopper [ ] 14 Garbage/refuse [ ] 15 Concrete mixer [ ] 17 Other [ ] 95 <div style="border: 1px solid black; width: 40px; height: 20px; margin-left: 100px; text-align: center;">46-47</div>	Van [ ] 01 Open top van [ ] 02 Refrigerated van [ ] 03 Livestock carrier [ ] 04 Flatbed [ ] 05 Low boy [ ] 06 Flatbed w/equip. [ ] 07 Flatbed w/sides [ ] 08 Pole/logging [ ] 09 Tank - liquid/gas [ ] 10 Tank - dry bulk [ ] 11 Auto carrier [ ] 12 Dump [ ] 13 BottomDump/hopper [ ] 14 Garbage/refuse [ ] 15 Concrete mixer [ ] 17 Other [ ] 95 <div style="border: 1px solid black; width: 40px; height: 20px; margin-left: 100px; text-align: center;">48-49</div>	Van [ ] 01 Open top van [ ] 02 Refrigerated van [ ] 03 Livestock carrier [ ] 04 Flatbed [ ] 05 Low boy [ ] 06 Flatbed w/equip. [ ] 07 Flatbed w/sides [ ] 08 Pole/logging [ ] 09 Tank - liquid/gas [ ] 10 Tank - dry bulk [ ] 11 Auto carrier [ ] 12 Dump [ ] 13 BottomDump/hopper [ ] 14 Garbage/refuse [ ] 15 Concrete mixer [ ] 17 Other [ ] 95 <div style="border: 1px solid black; width: 40px; height: 20px; margin-left: 100px; text-align: center;">50-51</div>

*Describe "other" body style above.*

Editor section:	<div style="display: flex; justify-content: space-around; width: 100%;"> <span>52</span><span>53</span><span>54</span><span>55</span><span>56</span><span>57</span><span>58</span><span>59</span><span>60</span><span>61</span> </div>	<div style="display: flex; justify-content: space-around; width: 100%;"> <span>62</span><span>63</span><span>64</span><span>65</span><span>66</span><span>67</span><span>68</span><span>69</span><span>70</span><span>71</span> </div>	<div style="display: flex; justify-content: space-around; width: 100%;"> <span>72</span><span>73</span><span>74</span><span>75</span><span>76</span><span>77</span><span>78</span><span>79</span><span>80</span><span>81</span> </div>	<div style="display: flex; justify-content: space-around; width: 100%;"> <span>82</span><span>83</span><span>84</span><span>85</span><span>86</span><span>87</span><span>88</span><span>89</span><span>90</span><span>91</span> </div>
-----------------	--	--	--	--

CARGO INFORMATION

POWER UNIT

FIRST TRAILER

SECOND TRAILER

THIRD TRAILER

12. CARGO:

Empty	[ ] 00
General freight	[ ] 01
Household goods	[ ] 02
Building materials	[ ] 03
Metal (coils, sheets)	[ ] 04
Heavy machinery	[ ] 05
Large objects	[ ] 06
Motor vehicles	[ ] 07
Piggyback/towaway	[ ] 08
Gases in bulk	[ ] 09
Solids in bulk	[ ] 10
Liquids in bulk	[ ] 11
Explosives	[ ] 12
Logs, poles, lumber	[ ] 13
Refrigerated foods	[ ] 14
Mobile home	[ ] 15
Farm products	[ ] 16
Live animals	[ ] 17
Other	[ ] 18
Unknown type	[ ] 95
92-93	

Empty	[ ] 00
General freight	[ ] 01
Household goods	[ ] 02
Building materials	[ ] 03
Metal (coils, sheets)	[ ] 04
Heavy machinery	[ ] 05
Large objects	[ ] 06
Motor vehicles	[ ] 07
Piggyback/towaway	[ ] 08
Gases in bulk	[ ] 09
Solids in bulk	[ ] 10
Liquids in bulk	[ ] 11
Explosives	[ ] 12
Logs, poles, lumber	[ ] 13
Refrigerated foods	[ ] 14
Mobile home	[ ] 15
Farm products	[ ] 16
Live animals	[ ] 17
Other	[ ] 18
Unknown type	[ ] 95
94-95	

Empty	[ ] 00
General freight	[ ] 01
Household goods	[ ] 02
Building materials	[ ] 03
Metal (coils, sheets)	[ ] 04
Heavy machinery	[ ] 05
Large objects	[ ] 06
Motor vehicles	[ ] 07
Piggyback/towaway	[ ] 08
Gases in bulk	[ ] 09
Solids in bulk	[ ] 10
Liquids in bulk	[ ] 11
Explosives	[ ] 12
Logs, poles, lumber	[ ] 13
Refrigerated foods	[ ] 14
Mobile home	[ ] 15
Farm products	[ ] 16
Live animals	[ ] 17
Other	[ ] 18
Unknown type	[ ] 95
96-97	

Empty	[ ] 00
General freight	[ ] 01
Household goods	[ ] 02
Building materials	[ ] 03
Metal (coils, sheets)	[ ] 04
Heavy machinery	[ ] 05
Large objects	[ ] 06
Motor vehicles	[ ] 07
Piggyback/towaway	[ ] 08
Gases in bulk	[ ] 09
Solids in bulk	[ ] 10
Liquids in bulk	[ ] 11
Explosives	[ ] 12
Logs, poles, lumber	[ ] 13
Refrigerated foods	[ ] 14
Mobile home	[ ] 15
Farm products	[ ] 16
Live animals	[ ] 17
Other	[ ] 18
Unknown type	[ ] 95
98-99	

Cargo \_\_\_\_\_  
(Specify)

Cargo _____ (editor) 100 101 102 103 104 105 106 107 108 109 110 111 112 113 114 115 116 117 118 119
---

HAZARDOUS CARGO:

13. Any cargo that required a Hazardous Materials Placard?

Yes [ ] 1
No [ ] 2
120

14. Enter the 4-digit number from Placard

_____	_____	_____	_____
121	122	123	124

15. Enter the Hazardous Materials Class Number from bottom of Placard

_____
125

16. Did any spillage of cargo result from the accident?

No spillage  
Spillage of non-hazardous cargo  
Spillage of hazardous cargo

[ ] 0
[ ] 1
[ ] 2
126

VEHICLE USE

Owner Name \_\_\_\_\_

Owner's Business Type \_\_\_\_\_

17. Operating Authority at the Time of the Accident

Within twelve months before the accident, did any of your trucks carry goods interstate (across state lines)?

- Yes  1
- No  2
- Personal use only  5
- Govt. owned  6
- Daily rental  7

127

At the time of the accident, were you operating:

- Private (carry own goods)  1
- For hire (carry other people's goods)  2
- Personal use only  5
- Govt. owned  6
- Daily rental  7

128

18. ITS/Collision Avoidance Systems or Devices

- Speed limiter/governor
- Headway detection/forward crash warning
- Side/object detection
- Lane departure warning
- Rollover warning
- Electronic stability control
- Power unit tracking
- Trailer tracking

- | Yes                        | No                         |     |
|----------------------------|----------------------------|-----|
| <input type="checkbox"/> 1 | <input type="checkbox"/> 2 | 129 |
| <input type="checkbox"/> 1 | <input type="checkbox"/> 2 | 130 |
| <input type="checkbox"/> 1 | <input type="checkbox"/> 2 | 131 |
| <input type="checkbox"/> 1 | <input type="checkbox"/> 2 | 132 |
| <input type="checkbox"/> 1 | <input type="checkbox"/> 2 | 133 |
| <input type="checkbox"/> 1 | <input type="checkbox"/> 2 | 134 |
| <input type="checkbox"/> 1 | <input type="checkbox"/> 2 | 135 |
| <input type="checkbox"/> 1 | <input type="checkbox"/> 2 | 136 |

19. Intended One-Way Trip Distance

- Local < 51 miles
- Over-the-Road
  - 51 to 100 miles
  - 101 to 150 miles
  - 151 to 200 miles
  - 201 to 500 miles
  - Greater than 500 miles
  - Unknown over-the-road trip distance

- 1
- 2
- 3
- 4
- 5
- 6
- 7

137

20. How was the driver compensated for this trip?

- Percent of gross trip revenue
- By hour
- By mile
- By hour & mile
- By load
- Other \_\_\_\_\_

*(Specify)*

- 1
- 2
- 3
- 4
- 5
- 6

138

(editor)

139 140 141 142 143 144 145 146 147 148 149 150 151 152 153

21. How many hours had the driver been driving since the last 10-hour break?

Hrs.

154 155

REMAINDER TO BE COMPLETED BY EDITOR.

22. Collision avoidance section. Illustrate pre-collision scenario below. Enter GES code.

_____	_____
156	157

23. Interview?

Yes	[ ] 1
No	[ ] 2
158	

24. Police report?

Yes	[ ] 1
No	[ ] 2
159	

25. FAX/Mail/Email?

Yes	[ ] 1
No	[ ] 2
160	

DERIVED INFORMATION *(Insert question numbers.)*

_____	_____	_____	_____	_____	_____
161	162	163	164	165	166
_____	_____	_____	_____	_____	_____
171	172	173	174	175	176
_____	_____	_____	_____	_____	_____
177	178	179	180		

26. PAR Number

_____	_____	_____	_____	_____	_____	_____	_____	_____	_____	_____
181	182	183	184	185	186	187	188	189	190	191

27. DOT Number

_____	_____	_____	_____	_____	_____
193	194	195	196	197	198

28. State PSC Number

_____	_____	_____	_____	_____	_____	_____	_____	_____
200	201	202	203	204	205	206	207	208

29. State issuing

_____	_____
210	211

30. GVWR

_____ (editor)
212

31. GCWR

_____ (editor)
213