

BUSES INVOLVED IN FATAL ACCIDENTS CODEBOOK 2007

**LINDA JAROSI
DANIEL HERSHBERGER
JOHN WOODROOFFE**

CENTER FOR NATIONAL TRUCK AND BUS STATISTICS



**BUSES INVOLVED IN FATAL ACCIDENTS CODEBOOK 2007
(Version December 14, 2009)**

Linda Jarossi

Daniel Hershberger

John Woodrooffe

Center for National Truck and Bus Statistics

University of Michigan Transportation Research Institute

December 2009

The research reported herein was conducted under general research funds provided by the Federal Motor Carrier Safety Administration. The opinions, findings, and conclusions expressed in this publication are those of the authors and not necessarily those of the U.S. Department of Transportation or the Federal Motor Carrier Safety Administration.

Technical Report Documentation Page

1. Report No. UMTRI-2009-43		2. Government Accession No.		3. Recipient's Catalog No.	
4. Title and Subtitle BUSES INVOLVED IN FATAL ACCIDENTS CODEBOOK 2007 (Version December 14, 2009)				5. Report Date December 2009	
				6. Performing Organization Code	
7. Authors Linda Jarossi, Daniel Hershberger, and John Woodrooffe				8. Performing Organization Report No. UMTRI-2009-43	
9. Performing Organization Name and Address University of Michigan Transportation Research Institute 2901 Baxter Road, Ann Arbor, Michigan 48109-2150				10. Work Unit No. 052701	
				11. Contract or Grant No. DTMC 75-06-H-00003	
12. Sponsoring Agency Name and Address U.S. Department of Transportation Federal Motor Carrier Safety Administration 400 Seventh Street, S.W. Washington, D.C. 20590				13. Type of Report and Period Covered Special Report Task A	
				14. Sponsoring Agency Code	
15. Supplementary Notes					
16. Abstract This report provides documentation for UMTRI's file of Buses Involved in Fatal Accidents (BIFA), 2007, including distributions of the code values for each variable in the file. The 2007 BIFA file is a census of all buses involved in a fatal accident in the United States. The BIFA database provides coverage of buses recorded in the Fatality Analysis Reporting System (FARS) file. BIFA combines vehicle, accident, and occupant records from FARS with information about the physical configuration and operating authority of the bus from the BIFA survey.					
17. Key Words buses, fatal accident data			18. Distribution Statement Unlimited		
19. Security Classification (of this report) Unclassified		20. Security Classification (of this page) Unclassified		21. No. of Pages 133	22. Price

Acknowledgments

The data documented in this report are the product of the dedicated efforts of many people. The project originated under the direction of Ken Campbell, with Daniel Blower directing the current project. Anne Matteson provided invaluable assistance with data quality and final review of this codebook. Sue Nieuwenhuis served as interviewer during the 2007 data collection process. Her conscientious dedication to accuracy and completeness is greatly appreciated. The project would not have been possible without the willing cooperation of hundreds of bus owners, operators, and police officers across the country.

The BIFA survey is conducted by the Center for National Truck and Bus Statistics at the University of Michigan Transportation Research Institute with support from the Federal Motor Carrier Safety Administration. The National Highway Traffic Safety Administration's National Center for Statistics and Analysis and FARS analysts in the states provided assistance in acquiring police reports from the respective states. We are sincerely grateful for their efforts.

INTRODUCTION

Overview

This report documents the October 1, 2009 version of the Buses Involved in Fatal Accidents, 2007, dataset. The report summarizes all the information in the computerized data file. That file contains records for all the buses that were involved in a fatal accident in the United States during calendar year 2007. A bus is defined as a vehicle designed to carry at least nine people, including the driver, that is not used for personal transportation. All the vehicles included in the BIFA file are from Version 02Jul09, of the Fatality Analysis Reporting System (FARS) file for 2007 accidents, developed by the National Highway Traffic Safety Administration (NHTSA).

The 2007 BIFA database combines CNTBS survey data with FARS variables to provide complete national coverage and an enhanced description of all buses involved in fatal traffic accidents in the United States (304 cases in 2007). The purpose of the BIFA file is to provide accurate and complete information on the fatal accident experience of buses nationwide to support the evaluation of bus traffic safety issues.

While the FARS file includes much information on the accident environment and events, the information on the vehicles involved, particularly buses, is limited. The BIFA survey supplements the FARS file with a detailed description of each bus and its operator. The BIFA survey collects information about the physical configuration of the bus, the type of organization operating the bus, and the type of application the bus was used for. In addition, the BIFA survey determines the seating capacity of the bus; information regarding the driver; and several other details of the operations of the bus. (The BIFA survey instrument may be found in the appendix of this codebook.) The combination of the FARS accident-level variables with the physical description of the bus from the BIFA survey provides the most detailed account of buses involved in fatal accidents available.

The 2007 BIFA file is a census file, including every bus identifiable in the FARS file. This codebook presents the code levels and frequency distributions for each variable in the BIFA file.

The dataset includes virtually all the variables from the public version of the FARS file: the accident variables, the vehicle variables (for the bus), and the occupant variables (for the driver of the bus). All records in the BIFA file are at the vehicle level; that is, there is one record for each bus involved.

In addition to the variables from FARS (variables 1 through 363), there is a set of variables (numbers 1110 through 1870) that contains the information collected by the BIFA survey. This information is produced from telephone interviews with the owner, driver, or some other involved party. In cases where the information could not be obtained from a respondent, it may be transcribed from police reports collected from the states.

In a typical year, a small number of police reports involving fatal bus crashes are not available. For all of these cases, an attempt is made to match the FARS case to the Motor Carrier Management Information System (MCMIS) case using date, time, and vehicle information. The MCMIS file usually contains contact information for both owner and investigating officer. These data are used to obtain information when possible. Only those cases where the match is certain are pursued.

Missing data rates for BIFA survey variables vary. The range of missing data values is illustrated by the following examples. Bus type (variable 1180) was determined for all of the 304 cases. Trip type (variable 1380) is unknown for 17 (5.6%) cases. Hours driving (variable 1510) could not be determined with certainty for 72 (23.7%) cases.

Sources of Information

The first step in the acquisition of the data to supplement FARS is to obtain, from the states, copies of the police reports on all fatal accidents involving at least one bus. While the formats of these reports vary considerably from state to state, they all identify the owner and the driver of the vehicles involved (though some states remove this information) and a description, sometimes very brief, of what occurred. These police reports are used to identify the appropriate respondent to contact and to check responses for accuracy. Police reports were available for all but one 2007 case.

Information is collected primarily by telephone interviews. The person or company contacted is, when possible, the owner of the vehicle as listed in the police report. If no contact can be made with the owner, an attempt is made to reach the driver. If neither the owner nor the driver can be reached, as much information as possible is collected from other parties, such as the police officer who investigated the accident or the tow truck operator if the vehicle was towed from the scene. Finally, if no knowledgeable respondent can be found, as much information as possible is coded from the police report. For these cases, variable 1830, which documents whether an interview was conducted, is coded "no," and variable 1840, police report, is coded "yes."

CNTBS survey staff are specially trained to collect the BIFA data. The training includes information on the types and uses of different buses, methods for locating knowledgeable respondents, and the different terms used in different industry segments and areas. Unlike many phone surveys in which questions are read from a script, the BIFA interview depends in large part on the knowledge of the CNTBS researchers. The extensive training about buses enables them to probe intelligently and effectively for the required information.

An experienced editor reviews each BIFA case. The editor decodes the VINs and reviews the bus description obtained in the interview for consistency and accuracy. The editor compares the description of each bus obtained by the survey with manufacturers' specifications and other materials. These materials include chassis and body specifications for many bus makes and models, as well as typical passenger seating configurations for different bus types and applications.

All modifications to survey responses are indicated in variables 1861 through 1870. Imputations made by the editor to fill in missing data elements are also indicated there. The numbers coded in these variables are the question numbers on the interview form. For example, a "13" in variable 1862 indicates that the second item corrected or derived for that particular case was the response to question 13 on the interview form. There is no particular pattern to the order in which such modifications are indicated. Derivations were made when the editor was able to deduce a piece of information to fill in something missing on the interview form. For example, the type of operating authority was sometimes deduced from the name of the vehicle's owner and their business type.

Number of Cases

There are 305 vehicles that are identified as a bus in one or more variables in the 2007 FARS file (version 02Jul09). However, some of these vehicles were subsequently found to be non-passenger carrying vehicles. These included motor home conversions, cargo vehicle conversions, and small mini vans. Altogether ten cases were determined to be something other than a bus. In addition, nine cases were identified as buses during a parallel survey. These cases were not identified as buses in any FARS variable, but were only discovered because the CNTBS also surveys trucks involved in fatal accidents. Adding these nine cases to the 305 cases identified in FARS yields 314 vehicles. Subtracting those ten vehicles incorrectly identified in FARS as a bus from the FARS file leaves 304, which is the number of buses involved in fatal traffic accidents in 2007.

Format of Codebook

The main body of the codebook provides frequency distributions of all variables and code levels in the BIFA 2007 data file (Motor Vehicles In-Transport). The VNIT section of the codebook documents the additional set of Survey variables collected for Motor Vehicles Not In-Transport (two cases). For each variable, the codebook provides information about the variable, name, format, and type. "Variable" (such as V19) is the name of the variable in the SAS data file. "Name" (e.g. Route Signing) is the descriptive title corresponding to the FARS or BIFA variable. "Format" refers to the name of the SAS format that provides labels for specific code levels of the variable. "Type" describes the storage type of the variable. Data are stored either as Numeric or Char (character) data. "Length" is the SAS storage length in bytes for the variable.

Obtaining Information from the Dataset

This report provides counts and distributions of the code values for each variable in the BIFA file. These tabulations are useful for understanding the variables available in the file, the completeness of the data, and the number of cases with any specific code value.

Many research questions require more detailed cross-classification of the data. The staff of the Center for National Truck and Bus Statistics at UMTRI is pleased to make appropriate runs for outside users. Requests for consultation on and analysis of the data are welcome and may be addressed to Daniel Blower at (734) 764-0248. Finally, while every effort has been made to check the accuracy of the data, the file may contain errors not yet detected.

BUSES INVOLVED IN FATAL ACCIDENTS, 2007
FARS ACCIDENT VARIABLES

<u>Variable Number</u>	<u>Variable Name</u>	<u>Page Number</u>
v1	CASE STATE	1
v2	CASE NUMBER	2
v7	CITY	2
v8	COUNTY	3
v9	ACCIDENT DATE - MONTH	3
v10	ACCIDENT DATE - DAY	3
v11	ACCIDENT DATE - YEAR	3
v12	ACCIDENT TIME - HOUR	4
v13	ACCIDENT TIME - MINUTE	4
v14	NUMBER OF VEHICLE FORMS	5
v14B	ALL VEHICLE FORMS SUBMITTED	5
v15	NUMBER OF PERSON FORMS	5
v16	LAND USE	6
v17	NATIONAL HIGHWAY SYSTEM	7
v18	ROADWAY FUNCTION CLASS	7
v19	ROUTE SIGNING	8
v20	TRAFFICWAY IDENTIFIER #1	8
v20_2	TRAFFICWAY IDENTIFIER #2	8
v21	MILEPOINT	8
v22	SPECIAL JURISDICTION	9
v23	FIRST HARMFUL EVENT	9
v24	MANNER OF COLLISION	12
v25	RELATION TO JUNCTION	13
v26	RELATION TO ROADWAY	13
v27	TRAFFICWAY FLOW	14
v28	NUMBER OF TRAVEL LANES	14
v29	SPEED LIMIT	15
v30	ROADWAY ALIGNMENT	15
v31	ROADWAY PROFILE	15
v32	ROADWAY SURFACE TYPE	16
v33	ROADWAY SURFACE CONDITION	16
v34	TRAFFIC CONTROL DEVICE	16
v35	TRAFFIC CONT FUNCTIONING	18
v36	HIT AND RUN	18
v37	LIGHT CONDITION	19
v38	ATMOSPHERIC CONDITIONS	19
v39	CONSTRUCTION/MAINT ZONE	19
v40	EMS NOTIFIED - HOUR	20
v41	EMS NOTIFIED - MINUTE	20
v42	EMS ARRIVAL - HOUR	20
v43	EMS ARRIVAL - MINUTE	21
v46	SCHOOL BUS RELATED	21
v48	RAIL GRADE CROSSING ID	21
v49	NUMBER FATALITIES IN ACC	21
v50	DAY OF WEEK	22
v51	NUMBER DRINKING DRIVERS	22
v52	ACCIDENT DATE - JULIAN	22
v53	NUMBER UNINJURED IN ACC	22
v54	NUMBER C-INJURED IN ACC	23
v55	NUMBER B-INJURED IN ACC	24
v56	NUMBER A-INJURED IN ACC	24
v57	NUMBER K-INJURED IN ACC	25

BUSES INVOLVED IN FATAL ACCIDENTS, 2007
FARS ACCIDENT VARIABLES

<u>Variable Number</u>	<u>Variable Name</u>	<u>Page Number</u>
v58	NUM UNK INJURED IN ACC.....	25
v59	ACC RELATED FACTORS #1.....	25
v60	ACC RELATED FACTORS #2.....	26
v61	ACC RELATED FACTORS #3.....	26
v62	ATMOSPHERIC CONDITIONS #1.....	26
v63	ATMOSPHERIC CONDITIONS #2.....	27
v71	LATITUDE.....	27
v72	LONGITUDE.....	28

BUSES INVOLVED IN FATAL ACCIDENTS, 2007
FARS VEHICLE VARIABLES

<u>Variable Number</u>	<u>Variable Name</u>	<u>Page Number</u>
v104	VEHICLE NUMBER	29
v105	UNIT TYPE.....	29
v107	NUMBER OF OCCUPANTS	29
v108	VEHICLE MAKE.....	30
v109	VEHICLE MAKE-MODEL.....	31
v110	BODY TYPE.....	32
v111	MODEL YEAR.....	32
v112	VIN	33
v123	REGISTRATION STATE.....	33
v124	REGISTERED VEHICLE OWNER.....	35
v125	ROLLOVER.....	35
v126	JACKKNIFE.....	35
v127	TRAVEL SPEED	36
v129	VEHICLE TRAILERING	36
v130	VEHICLE CONFIGURATION.....	36
v131	NUMBER OF AXLES	37
v132	CARGO BODY TYPE	37
v133	SPECIAL USE	38
v134	EMERGENCY USE.....	38
v135	IMPACT POINT - INITIAL	38
v136	IMPACT POINT - PRINCIPAL	39
v137	EXTENT OF DEFORMATION	39
v138	VEHICLE ROLE	40
v139	MANNER OF LEAVING SCENE.....	40
v140	FIRE OCCURRENCE	40
v142	VEHICLE MANEUVER	40
v143	CRASH AVOIDANCE MANUEVER.....	41
v144	MOST HARMFUL EVENT	41
v145	NUMBER OF DEATHS IN VEH.....	44
v151	VIN TRUCK FUEL CODE	45
v152	VIN TRUCK WEIGHT CODE	45
v153	VIN TRUCK SERIES.....	45
v155	LENGTH OF VIN.....	46
v156	NUMBER UNINJURED IN VEH.....	46
v157	NUMBER C-INJURED IN VEH	46
v158	NUMBER B-INJURED IN VEH	47
v159	NUMBER A-INJURED IN VEH	47
v160	NUMBER K-INJURED IN VEH	48
v161	NUM UNK INJURED IN VEH.....	48
v162	VEH RELATED FACTORS #1	49
v163	VEH RELATED FACTORS #2	50
v164	UNDERRIDE/OVERRIDE	50
v170	MOTOR CARRIER ID	51
v171	BUS USE.....	51
v172	GROSS WEIGHT RATING-GVWR.....	52
v173	EVENT #1	52
v174	EVENT #2	54
v175	EVENT #3	54
v176	EVENT #4	55
v177	EVENT #5	55

BUSES INVOLVED IN FATAL ACCIDENTS, 2007
FARS VEHICLE VARIABLES

<u>Variable Number</u>	<u>Variable Name</u>	<u>Page Number</u>
v178	EVENT #6	56
v179	HAZARDOUS MATERIAL CLASS NUMBER	56
v180	HAZARDOUS MATERIAL ID NUMBER	56
v181	HAZARDOUS MATERIAL INVOLVEMENT	56
v182	HAZARDOUS MATERIAL PLACARD	56
v183	HAZARDOUS MATERIAL RELEASED	57
v184	MCID ISSUING AUTHORITY	57
v185	MCID IDENTIFICATION NUMBER	57

BUSES INVOLVED IN FATAL ACCIDENTS, 2007
FARS DRIVER VARIABLES

<u>Variable Number</u>	<u>Variable Name</u>	<u>Page Number</u>
v207	DRIVER PRESENCE	59
v208	DRIVER DRINKING	59
v209	LICENSE STATE	59
v210A	NON-CDL LICENSE TYPE	61
v210B	NON-CDL LICENSE STATUS	61
v211	LICENSE CLASS COMPLIANCE	61
v212	CDL LICENSE STATUS	62
v213	LICENSE ENDORSEMENTS	62
v214	LICENSE RESTRICTIONS MET	62
v216	NUMBER OF PREV ACCIDENTS	63
v217	NUMBER PREV SUSPENSIONS	63
v218	NUMBER OF PREV DWI CONV	63
v219	NUM PREV SPEEDING CONV	63
v220	NUM PREV OTHER MV CONV	64
v221	LAST ACCIDENT - MONTH	64
v222	LAST ACCIDENT - YEAR	65
v223	FIRST ACCIDENT - MONTH	65
v224	FIRST ACCIDENT - YEAR	65
v227	DRIVER RELATED FACTORS#1	66
v228	DRIVER RELATED FACTORS#2	69
v229	DRIVER RELATED FACTORS#3	70
v230	DRIVER RELATED FACTORS#4	70
v231	VIOLATIONS CHARGED#1	71
v232	VIOLATIONS CHARGED#2	73
v233	VIOLATIONS CHARGED#3	74
v235	DRIVER HEIGHT (INCHES)	74
v236	DRIVER WEIGHT	74

BUSES INVOLVED IN FATAL ACCIDENTS, 2007
FARS DRIVER VARIABLES

BUSES INVOLVED IN FATAL ACCIDENTS, 2007
FARS OCCUPANT VARIABLES

<u>Variable Number</u>	<u>Variable Name</u>	<u>Page Number</u>
v306	OCCUPANT NUMBER	75
v308	OCCUPANT AGE	75
v309	OCCUPANT SEX.....	76
v310	OCCUPANT TYPE.....	77
v311	OCC SEATING POSITION	77
v312	RESTRAINT SYSTEM USE.....	77
v313	AIR BAG AVAIL/FUNCTION.....	77
v314	OCCUPANT EJECTION	78
v315	EJECTION PATH.....	78
v316	OCCUPANT EXTRICATION.....	79
v321	DRUG INVOLVEMENT.....	79
v322	DRUG DETERMINATION.....	79
v323	DRUG TEST TYPE #1	79
v324	DRUG TEST RESULTS #1.....	80
v325	DRUG TEST TYPE #2	81
v326	DRUG TEST RESULTS #2.....	81
v327	DRUG TEST TYPE #3	81
v328	DRUG TEST RESULTS #3.....	82
v329	OCCUPANT INJURY SEVERITY	82
v330	OCC TAKEN TO HOSPITAL	82
v331	OCC DEATH DATE - MONTH	83
v332	OCC DEATH DATE - DAY.....	83
v333	OCC DEATH DATE - YEAR	83
v334	OCC DEATH TIME - HOURS	83
v335	OCC DEATH TIME - MINUTES.....	84
v336	LAG TIME ACC/DEATH - HRS.....	84
v342	OCC FATAL INJURY AT WORK.....	84
v345	OCC ALCOHOL INVOLVEMENT	85
v346	OCC METH ALC DETERMINAT.....	85
v347	ALCOHOL TEST TYPE	85
v348	OCC ALCOHOL TEST RESULT.....	86
v361	RACE	86
v362	HISPANIC ORIGIN	87
v363	OCC DEAD ON ARRIVAL	87

BUSES INVOLVED IN FATAL ACCIDENTS, 2007
FARS OCCUPANT VARIABLES

BUSES INVOLVED IN FATAL ACCIDENTS, 2007
SURVEY VARIABLES

<u>Variable Number</u>	<u>Variable Name</u>	<u>Page Number</u>
v1110	BUS MAKE	89
v1130	MODEL YEAR	89
v1140	FRONT OF BUS	90
v1170	BUS MODEL	90
v1180	BUS TYPE	91
v1190	DESCRIPTION OF BUS	91
v1200	NUMBER OF AXLES	92
v1220	PASSENGER SEATING CAPACITY	92
v1310	DESCRIPTION OF OPERATING AUTHORITY	94
v1350	BUS OPERATOR TYPE	95
v1360	AREA OF OPERATION	95
v1370	OPERATING AUTHORITY	96
v1380	TRIP TYPE	96
v1510	HOURS OF DRIVING	96
v1520	COMPENSATION-HOURLY	97
v1530	COMPENSATION-MILEAGE	97
v1540	COMPENSATION-TIPS	97
v1550	COMPENSATION-PERCENT REVENUE	97
v1560	COMPENSATION-SALARY	98
v1570	COMPENSATION-DRIVER OWNER	98
v1580	COMPENSATION-DRIVER VOLUNTEER	98
v1590	COMPENSATION-DRIVER PRIMARY EMP NOT BUS DRIVER	98
v1600	COMPENSATION-OTHER	98
v1610	DESCRIPTION OF COMPENSATION	99
v1710	ACCIDENT TYPE	99
v1720	PEDESTRIAN FATALITY	100
v1830	INTERVIEW CONDUCTED	100
v1840	POLICE REPORT	100
v1850	FAX/MAIL	100
v1861	1ST QUESTION DERIVED	101
v1862	2ND QUESTION DERIVED	101
v1863	3RD QUESTION DERIVED	101
v1864	4TH QUESTION DERIVED	101
v1865	5TH QUESTION DERIVED	101
v1866	6TH QUESTION DERIVED	102
v1867	7TH QUESTION DERIVED	102
v1868	8TH QUESTION DERIVED	102
v1869	9TH QUESTION DERIVED	102
v1870	10TH QUESTION DERIVED	102

BUSES INVOLVED IN FATAL ACCIDENTS, 2007
SURVEY VARIABLES

BUSES INVOLVED IN FATAL ACCIDENTS, 2007
SURVEY VARIABLES – VEHICLES NOT IN-TRANSPORT

<u>Variable Number</u>	<u>Variable Name</u>	<u>Page Number</u>
v1140	FRONT OF BUS.....	103
v1180	BUS TYPE.....	103

BUSES INVOLVED IN FATAL ACCIDENTS, 2007
SURVEY VARIABLES – VEHICLES NOT IN-TRANSPORT

The ACCIDENT Variables

Variables 1 through 72 are the FARS variables that describe the accident.

Variable	Name	Format	Type	Length
v1	CASE STATE	FSTATES	Numeric	3

<u>N</u>	<u>Prcnt</u>	<u>Code</u>	<u>Label</u>
6	2.0	1	Alabama
3	1.0	2	Alaska
8	2.6	4	Arizona
2	0.7	5	Arkansas
37	12.2	6	California
2	0.7	8	Colorado
2	0.7	9	Connecticut
3	1.0	10	Delaware
3	1.0	11	District of Columbia
29	9.5	12	Florida
11	3.6	13	Georgia
5	1.6	15	Hawaii
0	0.0	16	Idaho
9	3.0	17	Illinois
8	2.6	18	Indiana
3	1.0	19	Iowa
3	1.0	20	Kansas
4	1.3	21	Kentucky
5	1.6	22	Louisiana
2	0.7	23	Maine
5	1.6	24	Maryland
2	0.7	25	Massachusetts
8	2.6	26	Michigan
11	3.6	27	Minnesota
1	0.3	28	Mississippi
9	3.0	29	Missouri
1	0.3	30	Montana
2	0.7	31	Nebraska
5	1.6	32	Nevada
2	0.7	33	New Hampshire
11	3.6	34	New Jersey
2	0.7	35	New Mexico
25	8.2	36	New York
9	3.0	37	North Carolina
0	0.0	38	North Dakota

BUSES INVOLVED IN FATAL ACCIDENTS, 2007
FARS ACCIDENT VARIABLES

<u>N</u>	<u>Prcnt</u>	<u>Code</u>	<u>Label</u>
9	3.0	39	Ohio
1	0.3	40	Oklahoma
1	0.3	41	Oregon
14	4.6	42	Pennsylvania
2	0.7	44	Rhode Island
3	1.0	45	South Carolina
0	0.0	46	South Dakota
5	1.6	47	Tennessee
8	2.6	48	Texas
1	0.3	49	Utah
0	0.0	50	Vermont
7	2.3	51	Virginia
7	2.3	53	Washington
2	0.7	54	West Virginia
6	2.0	55	Wisconsin
0	0.0	56	Wyoming

Variable	Name	Format	Type	Length
v2	CASE NUMBER	4	Numeric	8

<u>N</u>	<u>Prcnt</u>	<u>Code</u>	<u>Label</u>
2	0.7	1	
		-	Case number
1	0.3	3522	

Variable	Name	Format	Type	Length
v7	CITY		Numeric	4

CITY – GSA GEOGRAPHIC LOCATION CODE

<u>N</u>	<u>Prcnt</u>	<u>Code</u>	<u>Label</u>
121	39.8	0	Not applicable
1	0.3	3	
		-	GSA code
1	0.3	9991	
3	1.0	9997	Other

BUSES INVOLVED IN FATAL ACCIDENTS, 2007
FARS ACCIDENT VARIABLES

Variable	Name	Format	Type	Length
v8	COUNTY		Numeric	3

COUNTY – GSA GEOGRAPHIC LOCATION CODE

<u>N</u>	<u>Prcnt</u>	<u>Code</u>	<u>Label</u>
9	3.0	1	
		-	GSA code
1	0.3	540	

Variable	Name	Format	Type	Length
v9	ACCIDENT DATE - MONTH	FACMONTH	Numeric	3

<u>N</u>	<u>Prcnt</u>	<u>Code</u>	<u>Label</u>
31	10.2	1	January
27	8.9	2	February
43	14.1	3	March
22	7.2	4	April
26	8.6	5	May
18	5.9	6	June
12	3.9	7	July
20	6.6	8	August
24	7.9	9	September
30	9.9	10	October
26	8.6	11	November
25	8.2	12	December

Variable	Name	Format	Type	Length
v10	ACCIDENT DATE - DAY		Numeric	3

<u>N</u>	<u>Prcnt</u>	<u>Code</u>	<u>Label</u>
9	3.0	1	
		-	Day of month
6	2.0	31	

Variable	Name	Format	Type	Length
v11	ACCIDENT DATE - YEAR		Numeric	4

<u>N</u>	<u>Prcnt</u>	<u>Code</u>	<u>Label</u>
304	100.0	2007	2007

BUSES INVOLVED IN FATAL ACCIDENTS, 2007
FARS ACCIDENT VARIABLES

Variable	Name	Format	Type	Length
v12	ACCIDENT TIME - HOUR	FACHOUR	Numeric	3

<u>N</u>	<u>Prcnt</u>	<u>Code</u>	<u>Label</u>
6	2.0	0	12:01 am - 12:59 am
4	1.3	1	1:00 am - 1:59 am
4	1.3	2	2:00 am - 2:59 am
4	1.3	3	3:00 am - 3:59 am
6	2.0	4	4:00 am - 4:59 am
8	2.6	5	5:00 am - 5:59 am
28	9.2	6	6:00 am - 6:59 am
28	9.2	7	7:00 am - 7:59 am
11	3.6	8	8:00 am - 8:59 am
8	2.6	9	9:00 am - 9:59 am
7	2.3	10	10:00 am - 10:59 am
15	4.9	11	11:00 am - 11:59 am
12	3.9	12	12:00 pm - 12:59 pm
6	2.0	13	1:00 pm - 1:59 pm
29	9.5	14	2:00 pm - 2:59 pm
29	9.5	15	3:00 pm - 3:59 pm
30	9.9	16	4:00 pm - 4:59 pm
7	2.3	17	5:00 pm - 5:59 pm
17	5.6	18	6:00 pm - 6:59 pm
11	3.6	19	7:00 pm - 7:59 pm
10	3.3	20	8:00 pm - 8:59 pm
5	1.6	21	9:00 pm - 9:59 pm
7	2.3	22	10:00 pm - 10:59 pm
11	3.6	23	11:00 pm - 11:59 pm
0	0.0	24	12:00 midnight
1	0.3	99	Unknown

Variable	Name	Format	Type	Length
v13	ACCIDENT TIME - MINUTE		Numeric	3

<u>N</u>	<u>Prcnt</u>	<u>Code</u>	<u>Label</u>
20	6.6	0	
		-	Minute
5	1.6	59	
1	0.3	99	Unknown

Variable	Name	Format	Type	Length
v14	NUMBER OF VEHICLE FORMS	FVEHFORM	Numeric	8

NUMBER OF MOTOR VEHICLES IN-TRANSPORT INVOLVED IN THE ACCIDENT

<u>N</u>	<u>Prcnt</u>	<u>Code</u>	<u>Label</u>
97	31.9	1	1 vehicle
173	56.9	2	2 vehicles
24	7.9	3	3 vehicles
4	1.3	4	4 vehicles
1	0.3	5	5 vehicles
2	0.7	6	6 vehicle
1	0.3	9	9 vehicles
1	0.3	35	35 vehicles
1	0.3	80	80 vehicles

Variable	Name	Format	Type	Length
v14B	ALL VEHICLE FORMS SUBMITTED		Numeric	3

NUMBER OF MOTOR VEHICLES INVOLVED IN ACCIDENT INCLUDING NOT IN-TRANSPORT VEHICLES

<u>N</u>	<u>Prcnt</u>	<u>Code</u>	<u>Label</u>
95	31.3	1	1 vehicle
174	57.2	2	2 vehicles
24	7.9	3	3 vehicles
4	1.3	4	4 vehicles
2	0.7	5	5 vehicles
2	0.7	6	6 vehicles
1	0.3	9	9 vehicles
1	0.3	35	35 vehicles
1	0.3	80	80 vehicles

Variable	Name	Format	Type	Length
v15	NUMBER OF PERSON FORMS	FNUMPERS	Numeric	3

NUMBER OF PERSONS INVOLVED IN THE ACCIDENT

Does not include uninjured bus or railway train occupants.

<u>N</u>	<u>Prcnt</u>	<u>Code</u>	<u>Label</u>
9	3.0	1	1 person
147	48.4	2	2 persons

BUSES INVOLVED IN FATAL ACCIDENTS, 2007
FARS ACCIDENT VARIABLES

<u>N</u>	<u>Prcnt</u>	<u>Code</u>	<u>Label</u>
53	17.4	3	3 persons
16	5.3	4	4 persons
14	4.6	5	5 persons
8	2.6	6	6 persons
4	1.3	7	7 persons
7	2.3	8	8 persons
7	2.3	9	9 persons
7	2.3	10	10 persons
4	1.3	11	11 persons
3	1.0	13	13 persons
1	0.3	14	14 persons
1	0.3	15	15 persons
3	1.0	16	16 persons
1	0.3	18	18 persons
4	1.3	19	19 persons
2	0.7	21	21 persons
1	0.3	22	22 persons
1	0.3	25	25 persons
1	0.3	26	26 persons
1	0.3	27	27 persons
1	0.3	28	28 persons
1	0.3	32	32 persons
1	0.3	35	35 persons
1	0.3	37	37 persons
1	0.3	46	46 persons
1	0.3	49	49 persons
1	0.3	66	66 persons
1	0.3	70	70 persons
1	0.3	158	158 persons

Variable	Name	Format	Type	Length
v16	LAND USE	V16_F	Numeric	3

LAND USE – FHWA CLASSIFICATION

Recode of Roadway Function Class (v18).

<u>N</u>	<u>Prcnt</u>	<u>Code</u>	<u>Label</u>
189	62.2	1	Urban area
114	37.5	2	Rural area
1	0.3	9	Unknown

Variable	Name	Format	Type	Length
v17	NATIONAL HIGHWAY SYSTEM	FNHS94F	Numeric	3

National Highway System (NHS) includes the entire Interstate System, and consists of principal arterial system routes and some Strategic Highway Network connectors functionally classified below principal arterial.

<u>N</u>	<u>Prcnt</u>	<u>Code</u>	<u>Label</u>
221	72.7	0	This section is not on the National Highway System
82	27.0	1	This section is on the National Highway System
1	0.3	9	Unknown if this section is on the National Highway System

Variable	Name	Format	Type	Length
v18	ROADWAY FUNCTION CLASS	FRFC87F	Numeric	3

<u>N</u>	<u>Prcnt</u>	<u>Code</u>	<u>Label</u>
Rural			
22	7.2	1	Principal arterial - interstate
27	8.9	2	Principal arterial - other
18	5.9	3	Minor arterial
15	4.9	4	Major collector
8	2.6	5	Minor collector
23	7.6	6	Local road or street
1	0.3	9	Unknown rural
Urban			
21	6.9	11	Principal arterial - interstate
6	2.0	12	Principal arterial - other freeways or expressways
50	16.4	13	Other principal arterial
53	17.4	14	Minor arterial
19	6.3	15	Collector
40	13.2	16	Local road or street
0	0.0	19	Unknown urban
1	0.3	99	Unknown

BUSES INVOLVED IN FATAL ACCIDENTS, 2007
FARS ACCIDENT VARIABLES

Variable	Name	Format	Type	Length
v19	ROUTE SIGNING	FRTSIGN	Numeric	3

<u>N</u>	<u>Prcnt</u>	<u>Code</u>	<u>Label</u>
39	12.8	1	Interstate
21	6.9	2	U.S. highway
69	22.7	3	State highway
62	20.4	4	County road
			Local Street
12	3.9	5	Township
93	30.6	6	Municipality
1	0.3	7	Frontage road
5	1.6	8	Other
2	0.7	9	Unknown

Variable	Name	Format	Type	Length
v20	TRAFFICWAY IDENTIFIER #1		Char	20

<u>N</u>	<u>Prcnt</u>	<u>Code</u>	<u>Label</u>
1	0.3	1129	
		-	Roadway identifier
1	0.3	US-27	

Variable	Name	Format	Type	Length
v20_2	TRAFFICWAY IDENTIFIER #2		Char	20

<u>N</u>	<u>Prcnt</u>	<u>Code</u>	<u>Label</u>
3	1.0	0	
		-	Roadway identifier
1	0.3	Near Gates Ave	

Variable	Name	Format	Type	Length
v21	MILEPOINT		Numeric	4

<u>N</u>	<u>Prcnt</u>	<u>Code</u>	<u>Label</u>
121	39.8	0	None

BUSES INVOLVED IN FATAL ACCIDENTS, 2007
FARS ACCIDENT VARIABLES

<u>N</u>	<u>Prcnt</u>	<u>Code</u>	<u>Label</u>
1	0.3	1	
		-	Actual to nearest .1 mile
1	0.3	3964	
42	13.8	99999	Unknown

Variable	Name	Format	Type	Length
v22	SPECIAL JURISDICTION	FSPECJUR	Numeric	3

<u>N</u>	<u>Prcnt</u>	<u>Code</u>	<u>Label</u>
302	99.3	0	No special jurisdiction
2	0.7	1	National Park Service
0	0.0	2	Military
0	0.0	3	Indian reservation
0	0.0	4	College/university campus
0	0.0	5	Other federal properties
0	0.0	8	Other

Variable	Name	Format	Type	Length
v23	FIRST HARMFUL EVENT	FFHE82F	Numeric	3

FIRST EVENT CAUSING INJURY/PROPERTY DAMAGE

<u>N</u>	<u>Prcnt</u>	<u>Code</u>	<u>Label</u>
4	1.3	1	Overturn/rollover
0	0.0	2	Fire/explosion
0	0.0	3	Immersion
0	0.0	4	Gas inhalation
1	0.3	5	Fell/jumped from vehicle
0	0.0	6	Injured in vehicle (other than cargo/equipment loss/shift)
1	0.3	7	Other non-collision
60	19.7	8	Pedestrian
20	6.6	9	Pedal cycle
0	0.0	10	Railway train
1	0.3	11	Live animal
191	62.8	12	Motor vehicle in-transport on same roadway
2	0.7	13	Motor vehicle in-transport on different roadway
1	0.3	14	Parked motor vehicle or motor vehicle stopped off roadway
1	0.3	15	Non-motorist on personal conveyance
0	0.0	16	Thrown or falling object
0	0.0	17	Boulder

BUSES INVOLVED IN FATAL ACCIDENTS, 2007
FARS ACCIDENT VARIABLES

<u>N</u>	<u>Prcnt</u>	<u>Code</u>	<u>Label</u>
2	0.7	18	Other object (not fixed)
0	0.0	19	Building
0	0.0	20	Impact attenuator/crash cushion
0	0.0	21	Bridge pier or abutment
0	0.0	22	Bridge parapet end
0	0.0	23	Bridge rail
1	0.3	24	Guardrail face
8	2.6	25	Concrete traffic barrier
1	0.3	26	Other traffic barrier
2	0.7	27	Highway/traffic sign post/sign
0	0.0	28	Overhead sign support/sign
0	0.0	29	Luminaire/light support
0	0.0	30	Utility pole
0	0.0	31	Other post, other pole or other supports
2	0.7	32	Culvert
1	0.3	33	Curb
0	0.0	34	Ditch
1	0.3	35	Embankment - earth
0	0.0	36	Embankment - rock, stone or concrete
0	0.0	37	Embankment - material type unknown
0	0.0	38	Fence
1	0.3	39	Wall
0	0.0	40	Fire hydrant
0	0.0	41	Shrubbery
2	0.7	42	Tree (standing tree only)
1	0.3	43	Other fixed object
0	0.0	44	Pavement surface irregularity (pothole, grooved, grates)
0	0.0	45	Working motor vehicle (construction, maintenance or utility vehicle only)
0	0.0	46	Traffic signal support/signal
0	0.0	47	Vehicle occupant struck or run over by own vehicle
0	0.0	48	Snow bank
0	0.0	49	Ridden animal or animal-drawn conveyance
0	0.0	50	Bridge overhead structure
0	0.0	51	Jackknife (causing injury or damage)
0	0.0	52	Guardrail end
0	0.0	53	Mail box
0	0.0	54	Motor vehicle in-transport strikes or is struck by cargo, persons or objects set-in-motion from/by another motor vehicle in-transport
0	0.0	55	Other not in-transport motor vehicle

BUSES INVOLVED IN FATAL ACCIDENTS, 2007
 FARS ACCIDENT VARIABLES

<u>N</u>	<u>Prcnt</u>	<u>Code</u>	<u>Label</u>
0	0.0	60	Cargo/equipment loss or shift (causing injury or damage)
0	0.0	99	Unknown

The following list shows the code values given above grouped by collision type.

Noncollision Event

- 01 = Overturn/rollover
- 02 = Fire/explosion
- 03 = Immersion
- 04 = Gas inhalation
- 05 = Fell/jumped from vehicle
- 06 = Injured in vehicle (other than cargo/equipment loss or shift)
- 07 = Other non-collision
- 16 = Thrown or falling object
- 44 = Pavement surface irregularity (pothole, grooved, grates)
- 47 = Vehicle occupant struck or run over by own vehicle
- 51 = Jackknife (causing injury or damage)
- 60 = Cargo/equipment loss or shift (causing injury or damage)

Collision with Motor Vehicle

Collision Involving Motor Vehicles In-Transport

- 12 = Motor vehicle in-transport on same roadway
- 13 = Motor vehicle in-transport on different roadway
- 54 = Motor vehicle in-transport strikes or is struck by cargo, persons, or objects set-in-motion from/by another motor vehicle in-transport

Collision Involving Motor Vehicles Not In-Transport

- 14 = Parked motor vehicle or motor vehicle stopped off roadway
- 45 = Working motor vehicle (construction, maintenance or utility vehicle only)
- 55 = Other not in-transport motor vehicle

Collision with Object Not Fixed

- 08 = Pedestrian
- 09 = Pedalcycle
- 10 = Railway train
- 11 = Live animal
- 15 = Nonmotorist on personal conveyance
- 18 = Other object (not fixed)
- 49 = Ridden animal or animal-drawn conveyance

Collision with Fixed Object

- 17 = Boulder
- 19 = Building

BUSES INVOLVED IN FATAL ACCIDENTS, 2007
FARS ACCIDENT VARIABLES

- 20 = Impact attenuator/crash cushion
- 21 = Bridge pier or abutment
- 22 = Bridge parapet end
- 23 = Bridge rail
- 24 = Guardrail face
- 25 = Concrete traffic barrier
- 26 = Other traffic barrier
- 27 = Highway/traffic sign post/sign
- 28 = Overhead sign support/sign
- 29 = Luminaire/light support
- 30 = Utility pole
- 31 = Other post, other pole or other supports
- 32 = Culvert
- 33 = Curb
- 34 = Ditch
- 35 = Embankment – earth
- 36 = Embankment – rock, stone or concrete
- 37 = Embankment – material type unknown
- 38 = Fence
- 39 = Wall
- 40 = Fire hydrant
- 41 = Shrubbery
- 42 = Tree (standing tree only)
- 43 = Other fixed object
- 46 = Traffic signal support/signal
- 48 = Snow bank
- 50 = Bridge overhead structure
- 52 = Guardrail end
- 53 = Mail box

Variable	Name	Format	Type	Length
v24	MANNER OF COLLISION	FCOLL02F	Numeric	3

<u>N</u>	<u>Prcnt</u>	<u>Code</u>	<u>Label</u>
110	36.2	0	Not a collision with a motor vehicle
41	13.5	1	Front-to-rear (includes rear-end)
45	14.8	2	Front-to-front (includes head-on)
3	1.0	3	Angle - front-to-side, same direction
20	6.6	4	Angle - front-to-side, opposite direction
70	23.0	5	Angle - front-to-side, right angle (including broadside)
2	0.7	6	Angle - front-to-side/angle - direction not specified
3	1.0	7	Sideswipe - same direction
5	1.6	8	Sideswipe - opposite direction

BUSES INVOLVED IN FATAL ACCIDENTS, 2007
 FARS ACCIDENT VARIABLES

<u>N</u>	<u>Prcnt</u>	<u>Code</u>	<u>Label</u>
3	1.0	9	Rear-to-side
0	0.0	10	Rear-to-rear
2	0.7	11	Other (end-swipes and others)
0	0.0	99	Unknown

Variable	Name	Format	Type	Length
v25	RELATION TO JUNCTION	FJUNCT	Numeric	3

<u>N</u>	<u>Prcnt</u>	<u>Code</u>	<u>Label</u>
Noninterchange			
151	49.7	1	Non-junction
111	36.5	2	Intersection
25	8.2	3	Intersection related
2	0.7	4	Driveway, alley access, etc.
3	1.0	5	Entrance/exit ramp related
0	0.0	6	Rail grade crossing
1	0.3	7	Crossover-related
3	1.0	8	Driveway access related
0	0.0	9	Unknown
Interchange area			
2	0.7	10	Intersection
2	0.7	11	Intersection related
0	0.0	12	Driveway access
1	0.3	13	Entrance/exit ramp related
0	0.0	14	Crossover-related
3	1.0	15	Other location in interchange
0	0.0	19	Unknown interchange area
0	0.0	99	Unknown

Variable	Name	Format	Type	Length
v26	RELATION TO ROADWAY	FRDWY98F	Numeric	3

<u>N</u>	<u>Prcnt</u>	<u>Code</u>	<u>Label</u>
275	90.5	1	On roadway
5	1.6	2	Shoulder
6	2.0	3	Median
11	3.6	4	Roadside

BUSES INVOLVED IN FATAL ACCIDENTS, 2007
FARS ACCIDENT VARIABLES

<u>N</u>	<u>Prcnt</u>	<u>Code</u>	<u>Label</u>
3	1.0	5	Outside trafficway/outside right-of-way
3	1.0	6	Off roadway - location unknown
0	0.0	7	In parking lane/zone
1	0.3	8	Gore
0	0.0	10	Separator
0	0.0	11	Two-way continuous left-turn lane

Variable	Name	Format	Type	Length
v27	TRAFFICWAY FLOW	FFLOW03F	Numeric	3

A trafficway may include several roadways if it is a physically divided highway. Trafficways are not physically divided unless the divider is a median, barrier or other constructed device. Pavement markings do not qualify.

<u>N</u>	<u>Prcnt</u>	<u>Code</u>	<u>Label</u>
179	58.9	1	Not physically divided (two-way trafficway)
62	20.4	2	Divided highway, median strip (no traffic barrier)
34	11.2	3	Divided highway, median strip (with traffic barrier)
10	3.3	4	One-way trafficway
7	2.3	5	Not physically divided (with two-way continuous left-turn lane)
4	1.3	6	Entrance/exit ramp
8	2.6	9	Unknown

Variable	Name	Format	Type	Length
v28	NUMBER OF TRAVEL LANES	FLANES	Numeric	3

A roadway is one part of a divided trafficway or, if undivided, the same as the trafficway. It refers to the roadway on which the vehicle precipitating the accident was traveling. Only lanes open for travel are counted. Turn lanes are therefore excluded.

<u>N</u>	<u>Prcnt</u>	<u>Code</u>	<u>Label</u>
7	2.3	1	1 lane
190	62.5	2	2 lanes
31	10.2	3	3 lanes
40	13.2	4	4 lanes
10	3.3	5	5 lanes
13	4.3	6	6 lanes
2	0.7	7	7 or more lanes
11	3.6	9	Unknown

BUSES INVOLVED IN FATAL ACCIDENTS, 2007
 FARS ACCIDENT VARIABLES

Variable	Name	Format	Type	Length
v29	SPEED LIMIT	FSPLMT	Numeric	3

<u>N</u>	<u>Prcnt</u>	<u>Code</u>	<u>Label</u>
2	0.7	0	No statutory limit
0	0.0	5	5 mph
0	0.0	10	10 mph
1	0.3	15	15 mph
5	1.6	20	20 mph
31	10.2	25	25 mph
32	10.5	30	30 mph
54	17.8	35	35 mph
17	5.6	40	40 mph
32	10.5	45	45 mph
9	3.0	50	50 mph
52	17.1	55	55 mph
6	2.0	60	60 mph
26	8.6	65	65 mph
14	4.6	70	70 mph
4	1.3	75	75 mph
0	0.0	80	80 mph
0	0.0	85	85 mph
1	0.3	90	90 mph
18	5.9	99	Unknown

Variable	Name	Format	Type	Length
v30	ROADWAY ALIGNMENT	FALIG	Numeric	3

<u>N</u>	<u>Prcnt</u>	<u>Code</u>	<u>Label</u>
255	83.9	1	Straight
47	15.5	2	Curve
2	0.7	9	Unknown

Variable	Name	Format	Type	Length
v31	ROADWAY PROFILE	FGRAD82F	Numeric	3

<u>N</u>	<u>Prcnt</u>	<u>Code</u>	<u>Label</u>
240	78.9	1	Level
52	17.1	2	Grade
6	2.0	3	Hillcrest

BUSES INVOLVED IN FATAL ACCIDENTS, 2007
FARS ACCIDENT VARIABLES

<u>N</u>	<u>Prcnt</u>	<u>Code</u>	<u>Label</u>
1	0.3	4	Sag
5	1.6	9	Unknown

Variable	Name	Format	Type	Length
v32	ROADWAY SURFACE TYPE	FPAVE	Numeric	3

<u>N</u>	<u>Prcnt</u>	<u>Code</u>	<u>Label</u>
32	10.5	1	Concrete
259	85.2	2	Blacktop, bituminous, or asphalt
0	0.0	3	Brick or block
2	0.7	4	Slag, gravel or stone
0	0.0	5	Dirt
1	0.3	8	Other
10	3.3	9	Unknown

Variable	Name	Format	Type	Length
v33	ROADWY SURFACE CONDITION	FSURF07F	Numeric	3

ROADWAY SURFACE CONDITION

<u>N</u>	<u>Prcnt</u>	<u>Code</u>	<u>Label</u>
249	81.9	1	Dry
41	13.5	2	Wet
8	2.6	3	Snow or slush
6	2.0	4	Ice/frost
0	0.0	5	Sand, dirt, mud, gravel
0	0.0	6	Water (standing or moving)
0	0.0	7	Oil
0	0.0	8	Other
0	0.0	9	Unknown

Variable	Name	Format	Type	Length
v34	TRAFFIC CONTROL DEVICE	FTRCN82F	Numeric	3

<u>N</u>	<u>Prcnt</u>	<u>Code</u>	<u>Label</u>
173	56.9	0	No controls

BUSES INVOLVED IN FATAL ACCIDENTS, 2007
 FARS ACCIDENT VARIABLES

<u>N</u>	<u>Prcnt</u>	<u>Code</u>	<u>Label</u>
*** Not at Railroad Grade Crossing ***			
Highway traffic signals			
2	0.7	1	Traffic control signal (on colors) without pedestrian signal
15	4.9	2	Traffic control signal (on colors) with pedestrian signal
53	17.4	3	Traffic control signal (on colors) not known whether or not pedestrian signal
1	0.3	4	Flashing traffic control signal
0	0.0	5	Flashing beacon
0	0.0	6	Flashing highway traffic signal, type unknown or other than traffic control or beacon
1	0.3	7	Lane use control signal
1	0.3	8	Other highway traffic signal
1	0.3	9	Unknown highway traffic signal
Regulatory signs			
46	15.1	20	Stop sign
2	0.7	21	Yield sign
4	1.3	28	Other regulatory sign
0	0.0	29	Unknown type regulatory sign
School zone signs			
0	0.0	30	School speed limit sign
0	0.0	31	School advance or crossing sign
0	0.0	38	Other school related sign
1	0.3	39	Unknown type school zone sign
Warning signs			
3	1.0	40	Warning sign
1	0.3	41	Electronic warning sign
Miscellaneous not at railroad crossing			
0	0.0	50	Officer, crossing guard, flagman, etc.
*** At Railroad Grade Crossing ***			
Active devices			
0	0.0	60	Gates
0	0.0	61	Flashing lights
0	0.0	62	Traffic control signal
0	0.0	63	Wigwags

BUSES INVOLVED IN FATAL ACCIDENTS, 2007
FARS ACCIDENT VARIABLES

<u>N</u>	<u>Prcnt</u>	<u>Code</u>	<u>Label</u>
0	0.0	64	Bells
0	0.0	68	Other train activated device
0	0.0	69	Active device, type unknown
Passive devices			
0	0.0	70	Cross bucks
0	0.0	72	Other railroad crossing sign
0	0.0	73	Special warning device - watchman, flagged by crew
0	0.0	78	Other passive device
0	0.0	79	Passive device, type unknown
Miscellaneous devices at railroad crossing			
0	0.0	80	Grade crossing controlled, type unknown
*** Whether or Not at Railroad Grade Crossing ***			
0	0.0	98	Other
0	0.0	99	Unknown

Variable	Name	Format	Type	Length
v35	TRAFFIC CONT FUNCTIONING	FTCFUNC	Numeric	3

TRAFFIC CONTROL FUNCTIONING

<u>N</u>	<u>Prcnt</u>	<u>Code</u>	<u>Label</u>
173	56.9	0	No controls
1	0.3	1	Device not functioning
1	0.3	2	Device functioning improperly
129	42.4	3	Device functioning properly
0	0.0	9	Unknown

Variable	Name	Format	Type	Length
v36	HIT AND RUN	FHIT05F	Numeric	3

<u>N</u>	<u>Prcnt</u>	<u>Code</u>	<u>Label</u>
301	99.0	0	No hit-and-run
0	0.0	1	Driver left scene after collision with vehicle in-transport
3	1.0	2	Driver left scene after collision with person not in a motor vehicle
0	0.0	3	Driver left scene after collision with parked/stopped off roadway/working/in motion outside trafficway motor vehicle

<u>N</u>	<u>Prcnt</u>	<u>Code</u>	<u>Label</u>
0	0.0	4	Driver left scene after non-collision accident
0	0.0	5	Hit-and-run - other involved person left scene

Variable	Name	Format	Type	Length
v37	LIGHT CONDITION	FLIGHT	Numeric	3

<u>N</u>	<u>Prcnt</u>	<u>Code</u>	<u>Label</u>
193	63.5	1	Daylight
38	12.5	2	Dark
51	16.8	3	Dark but lighted
13	4.3	4	Dawn
8	2.6	5	Dusk
1	0.3	9	Unknown

Variable	Name	Format	Type	Length
v38	ATMOSPHERIC CONDITIONS	FATM07F	Numeric	3

<u>N</u>	<u>Prcnt</u>	<u>Code</u>	<u>Label</u>
265	87.2	1	Clear/cloudy (no adverse conditions)
23	7.6	2	Rain (mist)
4	1.3	3	Sleet (hail)
7	2.3	4	Snow or blowing snow
4	1.3	5	Fog, smog, smoke
0	0.0	6	Severe crosswinds
1	0.3	7	Blowing sand, soil, dirt
0	0.0	8	Other
0	0.0	9	Unknown

Variable	Name	Format	Type	Length
v39	CONSTRUCTION/MAINT ZONE	FCMZ82F	Numeric	3

CONSTRUCTION OR MAINTENANCE ZONE

Identifies accidents that occurred in a construction or maintenance zone. Use of this code does not imply that the accident was caused by the construction/maintenance activity or zone.

<u>N</u>	<u>Prcnt</u>	<u>Code</u>	<u>Label</u>
299	98.4	0	None
4	1.3	1	Construction
1	0.3	2	Maintenance

BUSES INVOLVED IN FATAL ACCIDENTS, 2007
FARS ACCIDENT VARIABLES

<u>N</u>	<u>Prcnt</u>	<u>Code</u>	<u>Label</u>
0	0.0	3	Utility
0	0.0	4	Work zone, type unknown
0	0.0	9	Unknown

Variable	Name	Format	Type	Length
v40	EMS NOTIFIED - HOUR		Numeric	3

<u>N</u>	<u>Prcnt</u>	<u>Code</u>	<u>Label</u>
3	1.0	0	Not notified or 12:01 – 12:59 am
2	0.7	1	
		-	Hour
8	2.6	23	
137	45.1	99	Unknown EMS notification time

Variable	Name	Format	Type	Length
v41	EMS NOTIFIED - MINUTE		Numeric	3

<u>N</u>	<u>Prcnt</u>	<u>Code</u>	<u>Label</u>
4	1.3	0	Not notified or on the hour
3	1.0	1	
		-	Minute
5	1.6	59	
137	45.1	99	Unknown notification time

Variable	Name	Format	Type	Length
v42	EMS ARRIVAL - HOUR		Numeric	3

<u>N</u>	<u>Prcnt</u>	<u>Code</u>	<u>Label</u>
5	1.6	0	Not notified or 12:01 – 12:59 am
2	0.7	1	
		-	Hour
6	2.0	23	
134	44.1	99	Unknown EMS scene arrival time

BUSES INVOLVED IN FATAL ACCIDENTS, 2007
FARS ACCIDENT VARIABLES

Variable	Name	Format	Type	Length
v43	EMS ARRIVAL - MINUTE		Numeric	3

<u>N</u>	<u>Prcnt</u>	<u>Code</u>	<u>Label</u>
3	1.0	0	Not notified or on the hour
2	0.7	1	
		-	Minute
2	0.7	59	
143	47.0	99	Unknown EMS scene arrival time

Variable	Name	Format	Type	Length
v46	SCHOOL BUS RELATED	FYESNO	Numeric	3

Identifies accidents in which a school bus was directly or indirectly involved, such as an accident involving children alighting from a school bus. The school bus does not have to be a traffic unit in the accident.

<u>N</u>	<u>Prcnt</u>	<u>Code</u>	<u>Label</u>
188	61.8	0	No
116	38.2	1	Yes

Variable	Name	Format	Type	Length
v48	RAIL GRADE CROSSING ID		Char	7

RAIL GRADE CROSSING ID – FRA CODE

<u>N</u>	<u>Prcnt</u>	<u>Code</u>	<u>Label</u>
304	100.0	0000000	Not applicable

Variable	Name	Format	Type	Length
v49	NUMBER FATALITIES IN ACC	FFATALS	Numeric	3

NUMBER OF FATALITIES IN ACCIDENT

<u>N</u>	<u>Prcnt</u>	<u>Code</u>	<u>Label</u>
0	0.0	0	0 killed
276	90.8	1	1 killed
20	6.6	2	2 killed
4	1.3	3	3 killed
1	0.3	4	4 killed
1	0.3	5	5 killed
1	0.3	7	7 killed

BUSES INVOLVED IN FATAL ACCIDENTS, 2007
FARS ACCIDENT VARIABLES

<u>N</u>	<u>Prcnt</u>	<u>Code</u>	<u>Label</u>
1	0.3	12	12 killed

Variable	Name	Format	Type	Length
v50	DAY OF WEEK	F DAYS	Numeric	3

<u>N</u>	<u>Prcnt</u>	<u>Code</u>	<u>Label</u>
33	10.9	1	Sunday
42	13.8	2	Monday
46	15.1	3	Tuesday
54	17.8	4	Wednesday
42	13.8	5	Thursday
55	18.1	6	Friday
32	10.5	7	Saturday

Variable	Name	Format	Type	Length
v51	NUMBER DRINKING DRIVERS	FDRUNKDR	Numeric	3

<u>N</u>	<u>Prcnt</u>	<u>Code</u>	<u>Label</u>
249	81.9	0	0 drivers
52	17.1	1	1 driver
2	0.7	2	2 drivers
1	0.3	5	5 drivers

Variable	Name	Format	Type	Length
v52	ACCIDENT DATE - JULIAN		Numeric	8

<u>N</u>	<u>Prcnt</u>	<u>Code</u>	<u>Label</u>
2	0.7	39026	January 4, 2007
		-	
1	0.3	39387	December 31, 2007

Variable	Name	Format	Type	Length
v53	NUMBER UNINJURED IN ACC	FUNINJ	Numeric	8

NUMBER OF UNINJURED IN ACCIDENT

<u>N</u>	<u>Prcnt</u>	<u>Code</u>	<u>Label</u>
108	35.5	0	0 uninjured
165	54.3	1	1 uninjured

BUSES INVOLVED IN FATAL ACCIDENTS, 2007
FARS ACCIDENT VARIABLES

<u>N</u>	<u>Prcnt</u>	<u>Code</u>	<u>Label</u>
15	4.9	2	2 uninjured
3	1.0	3	3 uninjured
4	1.3	4	4 uninjured
1	0.3	5	5 uninjured
2	0.7	6	6 uninjured
1	0.3	7	7 uninjured
2	0.7	12	12 uninjured
2	0.7	13	13 uninjured
1	0.3	56	56 uninjured

Variable	Name	Format	Type	Length
v54	NUMBER C-INJURED IN ACC	FCINJ	Numeric	8

NUMBER OF C-INJURED IN ACCIDENT

<u>N</u>	<u>Prcnt</u>	<u>Code</u>	<u>Label</u>
209	68.8	0	0 C-injured
44	14.5	1	1 C-injured
17	5.6	2	2 C-injured
6	2.0	3	3 C-injured
2	0.7	4	4 C-injured
3	1.0	5	5 C-injured
4	1.3	6	6 C-injured
6	2.0	7	7 C-injured
2	0.7	8	8 C-injured
1	0.3	14	14 C-injured
1	0.3	15	15 C-injured
1	0.3	16	16 C-injured
3	1.0	17	17 C-injured
1	0.3	21	21 C-injured
1	0.3	23	23 C-injured
1	0.3	29	29 C-injured
1	0.3	44	44 C-injured
1	0.3	48	48 C-injured

BUSES INVOLVED IN FATAL ACCIDENTS, 2007
FARS ACCIDENT VARIABLES

Variable	Name	Format	Type	Length
v55	NUMBER B-INJURED IN ACC	FBINJ	Numeric	8

NUMBER OF B-INJURED IN ACCIDENT

<u>N</u>	<u>Prcnt</u>	<u>Code</u>	<u>Label</u>
229	75.3	0	0 B-injured
33	10.9	1	1 B-injured
12	3.9	2	2 B-injured
9	3.0	3	3 B-injured
7	2.3	4	4 B-injured
1	0.3	5	5 B-injured
3	1.0	6	6 B-injured
2	0.7	7	7 B-injured
1	0.3	9	9 B-injured
1	0.3	10	10 B-injured
1	0.3	11	11 B-injured
1	0.3	13	13 B-injured
1	0.3	16	16 B-injured
1	0.3	28	28 B-injured
1	0.3	37	37 B-injured
1	0.3	58	58 B-injured

Variable	Name	Format	Type	Length
v56	NUMBER A-INJURED IN ACC	FAINJ	Numeric	8

NUMBER OF A-INJURED IN ACCIDENT

<u>N</u>	<u>Prcnt</u>	<u>Code</u>	<u>Label</u>
246	80.9	0	0 A-injured
35	11.5	1	1 A-injured
5	1.6	2	2 A-injured
3	1.0	3	3 A-injured
2	0.7	5	5 A-injured
2	0.7	6	6 A-injured
2	0.7	7	7 A-injured
3	1.0	8	8 A-injured
1	0.3	9	9 A-injured
1	0.3	12	12 A-injured
2	0.7	19	19 A-injured
1	0.3	28	28 A-injured
1	0.3	45	45 A-injured

Variable	Name	Format	Type	Length
v57	NUMBER K-INJURED IN ACC	FKINJ	Numeric	8

NUMBER OF K-INJURED IN ACCIDENT

<u>N</u>	<u>Prcnt</u>	<u>Code</u>	<u>Label</u>
276	90.8	1	1 killed
20	6.6	2	2 killed
4	1.3	3	3 killed
1	0.3	4	4 killed
1	0.3	5	5 killed
1	0.3	7	7 killed
1	0.3	12	12 killed

Variable	Name	Format	Type	Length
v58	NUM UNK INJURED IN ACC	FUNKINJ	Numeric	8

NUMBER OF UNKNOWN INJURED IN ACCIDENT

<u>N</u>	<u>Prcnt</u>	<u>Code</u>	<u>Label</u>
300	98.7	0	0 unknown injured
1	0.3	1	1 unknown injured
1	0.3	3	3 unknown injured
1	0.3	5	5 unknown injured
1	0.3	24	24 unknown injured

Variable	Name	Format	Type	Length
v59	ACC RELATED FACTORS #1	FARF82F	Numeric	3

FACTORS AT ACCIDENT LEVEL – RESPONSE #1

<u>N</u>	<u>Prcnt</u>	<u>Code</u>	<u>Label</u>
289	95.1	0	None
2	0.7	1	Inadequate warning of exits, lanes narrowing, etc.
0	0.0	2	Shoulder design or condition
0	0.0	3	Other construction-created condition
0	0.0	4	No (or obscured) pavement marking
0	0.0	5	Surface under water
1	0.3	6	Inadequate construction or poor design of roadway, etc.
0	0.0	7	Surface washed out (caved in, road slippage)

BUSES INVOLVED IN FATAL ACCIDENTS, 2007
FARS ACCIDENT VARIABLES

<u>N</u>	<u>Prcnt</u>	<u>Code</u>	<u>Label</u>
Special circumstances			
0	0.0	13	Aggressive driving/road rage by non-contact vehicle driver
4	1.3	14	Motor vehicle struck by falling cargo, or something that came loose from, or something that was set-in-motion by a vehicle
0	0.0	15	Nonoccupant struck by falling cargo or something that came loose from, or something that was set-in-motion by a vehicle
2	0.7	16	Nonoccupant struck vehicle
0	0.0	17	Vehicle set-in-motion by nondriver
0	0.0	18	Date of accident and date of emergency medical services notification not same day
3	1.0	19	Recent previous accident scene nearby
2	0.7	20	Police pursuit involved
1	0.3	21	Within designated school zone
0	0.0	22	Speed limit is a statutory limit - state's "basic rule"

Variable	Name	Format	Type	Length
v60	ACC RELATED FACTORS #2	FARF82F	Numeric	3

FACTORS AT ACCIDENT LEVEL – RESPONSE #2

<u>N</u>	<u>Prcnt</u>	<u>Code</u>	<u>Label</u>
303	99.7	0	None
1	0.3	14	Motor vehicle struck by falling cargo, or something that came loose from, or something that was set-in-motion by a vehicle

Variable	Name	Format	Type	Length
v61	ACC RELATED FACTORS #3	FARF82F	Numeric	3

FACTORS AT ACCIDENT LEVEL – RESPONSE #3

<u>N</u>	<u>Prcnt</u>	<u>Code</u>	<u>Label</u>
304	100.0	0	None

Variable	Name	Format	Type	Length
v62	ATMOSPHERIC CONDITIONS #1	FATM07F	Numeric	3

<u>N</u>	<u>Prcnt</u>	<u>Code</u>	<u>Label</u>
0	0.0	0	No additional atmospheric conditions
265	87.2	1	Clear/cloudy (no adverse conditions)
24	7.9	2	Rain

BUSES INVOLVED IN FATAL ACCIDENTS, 2007
FARS ACCIDENT VARIABLES

<u>N</u>	<u>Prcnt</u>	<u>Code</u>	<u>Label</u>
2	0.7	3	Sleet (hail)
8	2.6	4	Snow or blowing snow
4	1.3	5	Fog, smog, smoke
0	0.0	6	Severe crosswinds
1	0.3	7	Blowing sand, soil, dirt
0	0.0	8	Other
0	0.0	9	Unknown

Variable	Name	Format	Type	Length
v63	ATMOSPHERIC CONDITIONS #2	FATM07F	Numeric	3

<u>N</u>	<u>Prcnt</u>	<u>Code</u>	<u>Label</u>
300	98.7	0	No additional atmospheric conditions
1	0.3	1	Clear/cloudy (no adverse conditions)
2	0.7	3	Sleet (hail)
1	0.3	6	Severe crosswinds

Variable	Name	Format	Type	Length
v71	LATITUDE		Char	8

THE GLOBAL POSITION – LATITUDE DD MM SS.SS (DEGREES/MINUTES/SECONDS)

<u>N</u>	<u>Prcnt</u>	<u>Code</u>	<u>Label</u>
			Degrees (columns 1-2)
		19	
		-	Actual degrees
		62	
		88	Not available (if state exempt)
		99	Unknown
			Minutes (columns 3-4)
		03	
		-	Actual minutes
		03	
		88	Not available (if state exempt)
		99	Unknown

BUSES INVOLVED IN FATAL ACCIDENTS, 2007
FARS ACCIDENT VARIABLES

<u>N</u>	<u>Prcnt</u>	<u>Code</u>	<u>Label</u>
			Seconds (columns 5-8)
		4009	
		-	Actual seconds
		0526	
		8888	Not available (if state exempt)
		9999	Unknown
1	0.3	88888888	Not available
8	2.6	99999999	Unknown

Variable	Name	Format	Type	Length
v72	LONGITUDE		Char	9

THE GLOBAL POSITION – LONGITUDE DDD MM SS.SS (DEGREES/MINUTES/SECONDS)

<u>N</u>	<u>Prcnt</u>	<u>Code</u>	<u>Label</u>
			Degrees (columns 1 – 3)
		069	
		-	Actual Degrees
		159	
		888	Not available (if state exempt)
		999	Unknown
			Minutes (columns 4 – 5)
		18	
		-	Actual Minutes
		20	
		88	Not available (if state exempt)
		99	Unknown
			Seconds (columns 6 – 9)
		2638	
		-	Actual Seconds
		5342	
		8888	Not available (if state exempt)
		9999	Unknown
1	0.3	88888888	Not available
7	2.3	99999999	Unknown

The VEHICLE Variables

Variables 104 through 185 are the FARS variables that describe the vehicle involved in the accident (i.e., the bus).

Variable	Name	Format	Type	Length
v104	VEHICLE NUMBER	FVEHNUM	Numeric	3

<u>N</u>	<u>Prcnt</u>	<u>Code</u>	<u>Label</u>
161	53.0	1	Vehicle #1
130	42.8	2	Vehicle #2
10	3.3	3	Vehicle #3
1	0.3	5	Vehicle #5
1	0.3	11	Vehicle #11
1	0.3	19	Vehicle #19

Variable	Name	Format	Type	Length
v105	UNIT TYPE	FUNIT	Numeric	3

<u>N</u>	<u>Prcnt</u>	<u>Code</u>	<u>Label</u>
304	100.0	1	Motor vehicle in-transport
0	0.0	2	Motor vehicle not in-transport within trafficway
0	0.0	3	Motor vehicle not in-transport outside trafficway
0	0.0	4	Working motor vehicle (highway construction, maintenance, utility only)

Variable	Name	Format	Type	Length
v107	NUMBER OF OCCUPANTS	FNUMOCC	Numeric	3

<u>N</u>	<u>Prcnt</u>	<u>Code</u>	<u>Label</u>
2	0.7	0	0 occupants
209	68.8	1	1 occupant
23	7.6	2	2 occupants
8	2.6	3	3 occupants
8	2.6	4	4 occupants
4	1.3	5	5 occupants
5	1.6	6	6 occupants
5	1.6	7	7 occupants
3	1.0	8	8 occupants
6	2.0	9	9 occupants
1	0.3	10	10 occupants

BUSES INVOLVED IN FATAL ACCIDENTS, 2007
FARS VEHICLE VARIABLES

<u>N</u>	<u>Prcnt</u>	<u>Code</u>	<u>Label</u>
3	1.0	11	11 occupants
2	0.7	12	12 occupants
1	0.3	13	13 occupants
1	0.3	14	14 occupants
1	0.3	15	15 occupants
2	0.7	16	16 occupants
3	1.0	17	17 occupants
2	0.7	18	18 occupants
1	0.3	20	20 occupants
1	0.3	21	21 occupants
1	0.3	23	23 occupants
1	0.3	24	24 occupants
1	0.3	26	26 occupants
1	0.3	27	27 occupants
1	0.3	29	29 occupants
1	0.3	31	31 occupants
2	0.7	35	35 occupants
1	0.3	45	45 occupants
1	0.3	47	47 occupants
1	0.3	56	56 occupants
1	0.3	66	66 occupants
1	0.3	97	Unknown – only injured reported

Variable	Name	Format	Type	Length
v108	VEHICLE MAKE	FMAKE91F	Numeric	3

<u>N</u>	<u>Prcnt</u>	<u>Code</u>	<u>Label</u>
3	1.0	7	Dodge
23	7.6	12	Ford
3	1.0	13	Lincoln
11	3.6	20	Chevrolet
5	1.6	23	GMC
9	3.0	82	Freightliner
56	18.4	84	International Harvester or Navistar
24	7.9	90	Bluebird
14	4.6	92	Gillig
28	9.2	93	MCI
13	4.3	94	Thomas Built
112	36.8	98	Other make
3	1.0	99	Unknown

Variable	Name	Format	Type	Length
v109	VEHICLE MAKE-MODEL	FMKMD91F	Numeric	4

<u>N</u>	<u>Prcnt</u>	<u>Code</u>	<u>Label</u>
3	1.0	7461	B-series van
15	4.9	12461	Ford E-series van/Econoline
1	0.3	12481	Ford F-series pickup
2	0.7	12981	Ford conventional bus (engine out front)
5	1.6	12988	Ford other (bus)
2	0.7	13001	Lincoln Town Car
1	0.3	13005	Lincoln Continental
4	1.3	20461	Chevrolet G-series van
6	2.0	20981	Chevrolet bus conventional (engine out front)
1	0.3	20988	Chevrolet other (bus)
5	1.6	23981	GMC conventional bus (engine out front)
7	2.3	82981	Freightliner bus: conventional (engine out front)
2	0.7	82982	Freightliner bus: front engine, flat front
55	18.1	84981	International Harvester/Navistar bus: conventional (engine out front)
1	0.3	84982	International Harvester/Navistar bus: front engine, flat front
16	5.3	90981	Bluebird bus: conventional (engine out front)
5	1.6	90982	Bluebird bus: front engine, flat front
1	0.3	90983	Bluebird bus: rear engine, flat front
2	0.7	90988	Bluebird other (bus)
13	4.3	92981	Gillig bus: conventional (engine out front)
1	0.3	92982	Gillig bus: front engine, flat front
21	6.9	93981	MCI bus: conventional (engine out front)
1	0.3	93982	MCI bus: front engine, flat front
3	1.0	93983	MCI bus: rear engine, flat front
3	1.0	93988	MCI other (bus)
12	3.9	94981	Thomas Built bus: conventional (engine out front)
1	0.3	94982	Thomas Built bus: front engine, flat front
4	1.3	98902	Other make Neoplan
2	0.7	98905	Other make DINA
14	4.6	98907	Other make Orion
10	3.3	98908	Other make Van Hool
65	21.4	98981	Other make bus: conventional (engine out front)
5	1.6	98982	Other make bus: front engine, flat front
3	1.0	98983	Other make bus: rear engine, flat front
9	3.0	98988	Other make other (bus)
1	0.3	99981	Unknown make bus: conventional (engine out front)
1	0.3	99988	Unknown make other (bus)

BUSES INVOLVED IN FATAL ACCIDENTS, 2007
FARS VEHICLE VARIABLES

<u>N</u>	<u>Prcnt</u>	<u>Code</u>	<u>Label</u>
1	0.3	99989	Unknown make unknown (bus)

Variable	Name	Format	Type	Length
v110	BODY TYPE	FBODY03F	Numeric	3

<u>N</u>	<u>Prcnt</u>	<u>Code</u>	<u>Label</u>
			Automotive derivatives
3	1.0	12	Large limousine - more than four side doors or stretch chassis
			Van-based light trucks (GVWR <= 10,000 lbs.)
17	5.6	21	Large van -- includes van-based buses
4	1.3	22	Step-van or walk-in van
1	0.3	29	Unknown van type
			Light conventional truck (pickup-style cab, GVWR <= 10,000 lbs.)
1	0.3	31	Standard pickup (gross vehicle weight rating 4,500 to 10,000 lbs.)
			Buses (excludes van-based)
109	35.9	50	School bus
34	11.2	51	Cross country/intercity bus (i.e., Greyhound)
113	37.2	52	Transit bus (city bus)
14	4.6	58	Other bus type
8	2.6	59	Unknown bus type

Variable	Name	Format	Type	Length
v111	MODEL YEAR	FMODYR	Numeric	4

<u>N</u>	<u>Prcnt</u>	<u>Code</u>	<u>Label</u>
1	0.3	1978	1978
1	0.3	1980	1980
2	0.7	1981	1981
1	0.3	1983	1983
1	0.3	1985	1985
1	0.3	1987	1987
1	0.3	1988	1988
10	3.3	1989	1989
2	0.7	1990	1990
1	0.3	1991	1991

BUSES INVOLVED IN FATAL ACCIDENTS, 2007
FARS VEHICLE VARIABLES

<u>N</u>	<u>Prcnt</u>	<u>Code</u>	<u>Label</u>
4	1.3	1992	1992
3	1.0	1993	1993
5	1.6	1994	1994
13	4.3	1995	1995
9	3.0	1996	1996
20	6.6	1997	1997
24	7.9	1998	1998
22	7.2	1999	1999
28	9.2	2000	2000
37	12.2	2001	2001
22	7.2	2002	2002
28	9.2	2003	2003
17	5.6	2004	2004
19	6.3	2005	2005
16	5.3	2006	2006
13	4.3	2007	2007
3	1.0	2008	2008

Variable	Name	Format	Type	Length
v112	VIN	\$12	Char	12

VEHICLE IDENTIFICATION NUMBER – 1ST 12 POSITIONS

Variable	Name	Format	Type	Length
v123	REGISTRATION STATE	FREG_ST	Numeric	3

<u>N</u>	<u>Prcnt</u>	<u>Code</u>	<u>Label</u>
22	7.2	0	Not applicable
4	1.3	1	Alabama
3	1.0	2	Alaska
6	2.0	4	Arizona
1	0.3	5	Arkansas
23	7.6	6	California
3	1.0	8	Colorado
2	0.7	9	Connecticut
5	1.6	10	Delaware
4	1.3	11	District of Columbia
27	8.9	12	Florida
9	3.0	13	Georgia

BUSES INVOLVED IN FATAL ACCIDENTS, 2007
FARS VEHICLE VARIABLES

<u>N</u>	<u>Prcnt</u>	<u>Code</u>	<u>Label</u>
5	1.6	15	Hawaii
0	0.0	16	Idaho
10	3.3	17	Illinois
8	2.6	18	Indiana
3	1.0	19	Iowa
2	0.7	20	Kansas
2	0.7	21	Kentucky
4	1.3	22	Louisiana
2	0.7	23	Maine
5	1.6	24	Maryland
2	0.7	25	Massachusetts
8	2.6	26	Michigan
11	3.6	27	Minnesota
2	0.7	28	Mississippi
5	1.6	29	Missouri
1	0.3	30	Montana
2	0.7	31	Nebraska
4	1.3	32	Nevada
2	0.7	33	New Hampshire
12	3.9	34	New Jersey
1	0.3	35	New Mexico
23	7.6	36	New York
10	3.3	37	North Carolina
0	0.0	38	North Dakota
10	3.3	39	Ohio
1	0.3	40	Oklahoma
1	0.3	41	Oregon
11	3.6	42	Pennsylvania
2	0.7	44	Rhode Island
3	1.0	45	South Carolina
0	0.0	46	South Dakota
6	2.0	47	Tennessee
15	4.9	48	Texas
1	0.3	49	Utah
0	0.0	50	Vermont
6	2.0	51	Virginia
1	0.3	53	Washington
2	0.7	54	West Virginia
6	2.0	55	Wisconsin
0	0.0	56	Wyoming

BUSES INVOLVED IN FATAL ACCIDENTS, 2007
FARS VEHICLE VARIABLES

<u>N</u>	<u>Prcnt</u>	<u>Code</u>	<u>Label</u>
1	0.3	92	No registration
1	0.3	93	Multiple state registration
2	0.7	95	U.S. government tags
1	0.3	96	Military vehicle
1	0.3	97	Foreign country
0	0.0	98	Other registration
0	0.0	99	Unknown

Variable	Name	Format	Type	Length
v124	REGISTERED VEHICLE OWNER	FROWNER	Numeric	3

<u>N</u>	<u>Prcnt</u>	<u>Code</u>	<u>Label</u>
23	7.6	0	Not applicable, vehicle not registered
10	3.3	1	Driver (in this crash) was registered owner
14	4.6	2	Driver (in this crash) not registered owner (other private owner listed)
254	83.6	3	Vehicle registered as business/company/government vehicle
1	0.3	4	Vehicle registered as rental vehicle
0	0.0	5	Vehicle was stolen (reported by police)
2	0.7	6	Driverless/motor vehicle parked/stopped off roadway/in motion outside trafficway
0	0.0	9	Unknown

Variable	Name	Format	Type	Length
v125	ROLLOVER	FROLL	Numeric	3

<u>N</u>	<u>Prcnt</u>	<u>Code</u>	<u>Label</u>
287	94.4	0	No rollover
3	1.0	1	First event
14	4.6	2	Subsequent event

Variable	Name	Format	Type	Length
v126	JACKKNIFE	FJK82F	Numeric	3

Identifies the loss of control of a bus in motion where the trailing unit yaws more than 15 degrees from its normal straight line path behind the forward unit.

<u>N</u>	<u>Prcnt</u>	<u>Code</u>	<u>Label</u>
304	100.0	0	Not an articulated vehicle
0	0.0	1	No

BUSES INVOLVED IN FATAL ACCIDENTS, 2007
FARS VEHICLE VARIABLES

<u>N</u>	<u>Prcnt</u>	<u>Code</u>	<u>Label</u>
0	0.0	2	First event
0	0.0	3	Subsequent event

Variable	Name	Format	Type	Length
v127	TRAVEL SPEED	FTSPEED	Numeric	3

<u>N</u>	<u>Prcnt</u>	<u>Code</u>	<u>Label</u>
22	7.2	0	Stopped motor vehicle in-transport
4	1.3	5	
		-	Actual miles per hour
1	0.3	75	
102	33.6	98	Not reported
73	24.0	99	Unknown

Variable	Name	Format	Type	Length
v129	VEHICLE TRAILERING	FVTOW87F	Numeric	3

Trailing unit applies to any device connected to a motor vehicle by a hitch, including tractor-trailer combinations, boat hitched onto a motor vehicle, etc. This does not include towed vehicles, such as a tow truck pulling a vehicle.

<u>N</u>	<u>Prcnt</u>	<u>Code</u>	<u>Label</u>
303	99.7	0	No
0	0.0	1	Yes, one trailer
0	0.0	2	Yes, two trailers
0	0.0	3	Yes, three or more trailers
0	0.0	4	Yes, number of trailers unknown
0	0.0	5	Vehicle towing another motor vehicle
1	0.3	9	Unknown

Variable	Name	Format	Type	Length
v130	VEHICLE CONFIGURATION	FVCON01F	Numeric	3

<u>N</u>	<u>Prcnt</u>	<u>Code</u>	<u>Label</u>
13	4.3	0	Not applicable, not a medium/heavy truck, bus or vehicle displaying a hazardous material placard
17	5.6	20	Bus (seats 9-15 people, including driver)
273	89.8	21	Bus (seats for 16 or more people, including driver)
1	0.3	99	Unknown if light or medium/heavy truck/bus

BUSES INVOLVED IN FATAL ACCIDENTS, 2007
 FARS VEHICLE VARIABLES

Variable	Name	Format	Type	Length
v131	NUMBER OF AXLES	FAXLES	Numeric	3

<u>N</u>	<u>Prcnt</u>	<u>Code</u>	<u>Label</u>
13	4.3	0	Not applicable, not a medium/heavy truck or bus
153	50.3	2	2 axles
80	26.3	3	3 axles
57	18.8	98	Medium/heavy truck or bus, number of axles unknown
1	0.3	99	Unknown if light or medium/heavy truck or bus

Variable	Name	Format	Type	Length
v132	CARGO BODY TYPE	FCBT01F	Numeric	3

<u>N</u>	<u>Prcnt</u>	<u>Code</u>	<u>Label</u>
13	4.3	0	Not applicable, not a medium/heavy truck or bus
0	0.0	1	Van/enclosed box
0	0.0	2	Cargo tank
0	0.0	3	Flatbed
0	0.0	4	Dump
0	0.0	5	Concrete mixer
0	0.0	6	Auto transporter
0	0.0	7	Garbage/refuse
0	0.0	8	Grain, chips, gravel
0	0.0	9	Pole
0	0.0	10	Log
0	0.0	11	Intermodal chassis
0	0.0	12	Vehicle towing another motor vehicle
17	5.6	20	Bus (seats 9-15 people, including driver)
273	89.8	21	Bus (seats for 16 or more people, including driver)
0	0.0	96	No cargo body type
0	0.0	97	Medium/heavy truck or bus, other cargo body type
0	0.0	98	Medium/heavy truck or bus, unknown cargo body type
1	0.3	99	Unknown if light or medium/heavy truck or bus

BUSES INVOLVED IN FATAL ACCIDENTS, 2007
FARS VEHICLE VARIABLES

Variable	Name	Format	Type	Length
v133	SPECIAL USE	FSPECIAL	Numeric	3

Indicates that the vehicle was used for a function other than the primary function for which it was designed.

<u>N</u>	<u>Prcnt</u>	<u>Code</u>	<u>Label</u>
278	91.4	0	No special use
0	0.0	1	Taxi
8	2.6	2	Vehicle used as school bus
15	4.9	3	Vehicle used as other bus
0	0.0	4	Military
2	0.7	5	Police
0	0.0	6	Ambulance
0	0.0	7	Fire truck
1	0.3	9	Unknown

Variable	Name	Format	Type	Length
v134	EMERGENCY USE	FYESNO	Numeric	3

Refers to a vehicle traveling with physical emergency signals in use, such as red light blinking, siren sounding, etc.

<u>N</u>	<u>Prcnt</u>	<u>Code</u>	<u>Label</u>
304	100.0	0	No
0	0.0	1	Yes

Variable	Name	Format	Type	Length
v135	IMPACT POINT - INITIAL	FIMPACTA	Numeric	3

<u>N</u>	<u>Prcnt</u>	<u>Code</u>	<u>Label</u>
3	1.0	0	Noncollision
14	4.6	1	1 o'clock
5	1.6	2	2 o'clock
12	3.9	3	3 o'clock
8	2.6	4	4 o'clock
12	3.9	5	5 o'clock
29	9.5	6	6 o'clock
5	1.6	7	7 o'clock
4	1.3	8	8 o'clock
7	2.3	9	9 o'clock
5	1.6	10	10 o'clock

BUSES INVOLVED IN FATAL ACCIDENTS, 2007
FARS VEHICLE VARIABLES

<u>N</u>	<u>Prcnt</u>	<u>Code</u>	<u>Label</u>
17	5.6	11	11 o'clock
171	56.3	12	12 o'clock
0	0.0	13	Top
7	2.3	14	Undercarriage
0	0.0	18	Vehicle set something in motion causing injury or damage (not a clock point)
5	1.6	99	Unknown

Variable	Name	Format	Type	Length
v136	IMPACT POINT - PRINCIPAL	FIMPACTA	Numeric	3

<u>N</u>	<u>Prcnt</u>	<u>Code</u>	<u>Label</u>
3	1.0	0	Noncollision
14	4.6	1	1 o'clock
4	1.3	2	2 o'clock
11	3.6	3	3 o'clock
8	2.6	4	4 o'clock
13	4.3	5	5 o'clock
28	9.2	6	6 o'clock
5	1.6	7	7 o'clock
5	1.6	8	8 o'clock
9	3.0	9	9 o'clock
5	1.6	10	10 o'clock
19	6.3	11	11 o'clock
161	53.0	12	12 o'clock
1	0.3	13	Top
12	3.9	14	Undercarriage
1	0.3	18	Vehicle set something in motion causing injury or damage (not a clock point)
5	1.6	99	Unknown

Variable	Name	Format	Type	Length
v137	EXTENT OF DEFORMATION	FEDEFORM	Numeric	3

<u>N</u>	<u>Prcnt</u>	<u>Code</u>	<u>Label</u>
45	14.8	0	None
57	18.8	2	Other (minor)
64	21.1	4	Functional (moderate)
127	41.8	6	Disabling (severe)
11	3.6	9	Unknown

BUSES INVOLVED IN FATAL ACCIDENTS, 2007
FARS VEHICLE VARIABLES

Variable	Name	Format	Type	Length
v138	VEHICLE ROLE	FIMPAC	Numeric	3

<u>N</u>	<u>Prcnt</u>	<u>Code</u>	<u>Label</u>
3	1.0	0	Non-collision
161	53.0	1	Striking
131	43.1	2	Struck
7	2.3	3	Both
2	0.7	9	Unknown

Variable	Name	Format	Type	Length
v139	MANNER OF LEAVING SCENE	FTOW82F	Numeric	3

<u>N</u>	<u>Prcnt</u>	<u>Code</u>	<u>Label</u>
96	31.6	1	Driven
199	65.5	2	Towed away
9	3.0	9	Unknown

Variable	Name	Format	Type	Length
v140	FIRE OCCURRENCE	FFIRE	Numeric	3

<u>N</u>	<u>Prcnt</u>	<u>Code</u>	<u>Label</u>
300	98.7	0	No fire
4	1.3	1	Fire occurred in vehicle during accident

Variable	Name	Format	Type	Length
v142	VEHICLE MANEUVER	FV_MAN	Numeric	3

<u>N</u>	<u>Prcnt</u>	<u>Code</u>	<u>Label</u>
191	62.8	1	Going straight
8	2.6	2	Slowing or stopping in traffic lane
8	2.6	3	Starting in traffic lane
23	7.6	4	Stopped in traffic lane
0	0.0	5	Passing or overtaking another vehicle
1	0.3	6	Leaving a parked position
0	0.0	7	Parked
0	0.0	8	Entering a parked position
0	0.0	9	Controlled maneuver to avoid animal, pedestrian, object, another vehicle, etc.

BUSES INVOLVED IN FATAL ACCIDENTS, 2007
FARS VEHICLE VARIABLES

<u>N</u>	<u>Prcnt</u>	<u>Code</u>	<u>Label</u>
1	0.3	10	Turning right: right turn on red permitted
1	0.3	11	Turning right: right turn on red not permitted
12	3.9	12	Turning right: right turn on red not known if permitted or right turn on red not applicable
32	10.5	13	Turning left
2	0.7	14	Making a U-turn
0	0.0	15	Backing up (other than for parking purposes)
5	1.6	16	Changing lanes or merging
19	6.3	17	Negotiating a curve
1	0.3	98	Other
0	0.0	99	Unknown

Variable	Name	Format	Type	Length
v143	CRASH AVOIDANCE MANUEVER	FCAVOID	Numeric	3

<u>N</u>	<u>Prcnt</u>	<u>Code</u>	<u>Label</u>
145	47.7	0	No avoidance maneuver reported
8	2.6	1	Braking (skid marks evident)
9	3.0	2	Braking (no skid marks; driver stated)
6	2.0	3	Braking (other reported evidence)
22	7.2	4	Steering (evidence or stated)
13	4.3	5	Steering and braking (evidence or stated)
5	1.6	6	Other avoidance maneuver
96	31.6	8	Not reported/inconclusive (by police)

Variable	Name	Format	Type	Length
v144	MOST HARMFUL EVENT	FFHE82F	Numeric	3

<u>N</u>	<u>Prcnt</u>	<u>Code</u>	<u>Label</u>
12	3.9	1	Overturn/rollover
0	0.0	2	Fire/explosion
0	0.0	3	Immersion
0	0.0	4	Gas inhalation
1	0.3	5	Fell/jumped from vehicle
0	0.0	6	Injured in vehicle (other than cargo/equipment loss/shift)
0	0.0	7	Other non-collision
61	20.1	8	Pedestrian
20	6.6	9	Pedal cycle
0	0.0	10	Railway train
0	0.0	11	Live animal

BUSES INVOLVED IN FATAL ACCIDENTS, 2007
FARS VEHICLE VARIABLES

<u>N</u>	<u>Prcnt</u>	<u>Code</u>	<u>Label</u>
195	64.1	12	Motor vehicle in-transport on same roadway
2	0.7	13	Motor vehicle in-transport on different roadway
0	0.0	14	Parked motor vehicle or motor vehicle stopped off roadway
0	0.0	15	Non-motorist on personal conveyance
0	0.0	16	Thrown or falling object
0	0.0	17	Boulder
1	0.3	18	Other object (not fixed)
0	0.0	19	Building
0	0.0	20	Impact attenuator/crash cushion
0	0.0	21	Bridge pier or abutment
0	0.0	22	Bridge parapet end
1	0.3	23	Bridge rail
0	0.0	24	Guardrail face
4	1.3	25	Concrete traffic barrier
0	0.0	26	Other traffic barrier
0	0.0	27	Highway/traffic sign post/sign
0	0.0	28	Overhead sign support/sign
0	0.0	29	Luminaire/light support
0	0.0	30	Utility pole
0	0.0	31	Other post, other pole or other supports
0	0.0	32	Culvert
0	0.0	33	Curb
0	0.0	34	Ditch
1	0.3	35	Embankment - earth
0	0.0	36	Embankment - rock, stone or concrete
0	0.0	37	Embankment - material type unknown
0	0.0	38	Fence
0	0.0	39	Wall
0	0.0	40	Fire hydrant
0	0.0	41	Shrubbery
3	1.0	42	Tree (standing tree only)
1	0.3	43	Other fixed object
0	0.0	44	Pavement surface irregularity (pothole, grooved, grates)
0	0.0	45	Working motor vehicle (construction, maintenance or utility vehicle only)
0	0.0	46	Traffic signal support/signal
0	0.0	47	Vehicle occupant struck or run over by own vehicle
0	0.0	48	Snow bank
0	0.0	49	Ridden animal or animal-drawn conveyance
0	0.0	50	Bridge overhead structure
0	0.0	51	Jackknife (causing injury or damage)
0	0.0	52	Guardrail end

<u>N</u>	<u>Prcnt</u>	<u>Code</u>	<u>Label</u>
0	0.0	53	Mail box
2	0.7	54	Motor vehicle in-transport strikes or is struck by cargo, persons or objects set-in-motion from/by another motor vehicle in-transport
0	0.0	55	Other not in-transport motor vehicle
0	0.0	60	Cargo/equipment loss or shift (causing injury or damage)
0	0.0	99	Unknown

The following list shows the code values given above grouped by collision type.

Noncollision Event

- 01 = Overturn/rollover
- 02 = Fire/explosion
- 03 = Immersion
- 04 = Gas inhalation
- 05 = Fell/jumped from vehicle
- 06 = Injured in vehicle (other than cargo/equipment loss or shift)
- 07 = Other non-collision
- 16 = Thrown or falling object
- 44 = Pavement surface irregularity (pothole, grooved, grates)
- 47 = Vehicle occupant struck or run over by own vehicle
- 51 = Jackknife (causing injury or damage)
- 60 = Cargo/equipment loss or shift (causing injury or damage)

Collision with Motor Vehicle

Collision Involving Motor Vehicles In-Transport

- 12 = Motor vehicle in-transport on same roadway
- 13 = Motor vehicle in-transport on different roadway
- 54 = Motor vehicle in-transport strikes or is struck by cargo, persons, or objects set-in-motion from/by another motor vehicle in-transport

Collision Involving Motor Vehicles Not In-Transport

- 14 = Parked motor vehicle or motor vehicle stopped off roadway
- 45 = Working motor vehicle (construction, maintenance or utility vehicle only)
- 55 = Other not in-transport motor vehicle

Collision with Object Not Fixed

- 08 = Pedestrian
- 09 = Pedalcycle
- 10 = Railway train
- 11 = Live animal
- 15 = Nonmotorist on personal conveyance
- 18 = Other object (not fixed)

49 = Ridden animal or animal-drawn conveyance

Collision with Fixed Object

- 17 = Boulder
- 19 = Building
- 20 = Impact attenuator/crash cushion
- 21 = Bridge pier or abutment
- 22 = Bridge parapet end
- 23 = Bridge rail
- 24 = Guardrail face
- 25 = Concrete traffic barrier
- 26 = Other traffic barrier
- 27 = Highway/traffic sign post/sign
- 28 = Overhead sign support/sign
- 29 = Luminaire/light support
- 30 = Utility pole
- 31 = Other post, other pole or other supports
- 32 = Culvert
- 33 = Curb
- 34 = Ditch
- 35 = Embankment – earth
- 36 = Embankment – rock, stone or concrete
- 37 = Embankment – material type unknown
- 38 = Fence
- 39 = Wall
- 40 = Fire hydrant
- 41 = Shrubbery
- 42 = Tree (standing tree only)
- 43 = Other fixed object
- 46 = Traffic signal support/signal
- 48 = Snow bank
- 50 = Bridge overhead structure
- 52 = Guardrail end
- 53 = Mail box

Variable	Name	Format	Type	Length
v145	NUMBER OF DEATHS IN VEH	FVDEATH	Numeric	3

NUMBER OF DEATHS IN VEHICLE

<u>N</u>	<u>Prcnt</u>	<u>Code</u>	<u>Label</u>
272	89.5	0	0 deaths
25	8.2	1	1 death

<u>N</u>	<u>Prcnt</u>	<u>Code</u>	<u>Label</u>
3	1.0	2	2 deaths
2	0.7	3	3 deaths
1	0.3	5	5 deaths
1	0.3	7	7 deaths

Variable	Name	Format	Type	Length
v151	VIN TRUCK FUEL CODE	V151_F	Numeric	4

<u>N</u>	<u>Prcnt</u>	<u>Code</u>	<u>Label</u>
0	0.0	1	(E) Electric operated
10	3.3	2	(G) Gas
91	29.9	3	(D) Diesel
0	0.0	4	(P) Propane
5	1.6	7	(*) Not available from vehicle identification number
0	0.0	8	(b) Unknown
198	65.1	9	(9) No vehicle identification number information

Variable	Name	Format	Type	Length
v152	VIN TRUCK WEIGHT CODE		Numeric	3

<u>N</u>	<u>Prcnt</u>	<u>Code</u>	<u>Label</u>
12	3.9	0	Value not returned
9	3.0	2	6,001 – 10,000 lbs
7	2.3	3	10,001 – 14,000 lbs
9	3.0	4	14,001 – 16,000 lbs
3	1.0	5	16,001 – 19,500 lbs
10	3.3	6	19,501 – 26,000 lbs
55	18.1	7	26,001 – 33,000 lbs
1	0.3	8	33,001 or more
198	65.1	9	Value not coded

Variable	Name	Format	Type	Length
v153	VIN TRUCK SERIES		Char	3

BUSES INVOLVED IN FATAL ACCIDENTS, 2007
FARS VEHICLE VARIABLES

Variable	Name	Format	Type	Length
v155	LENGTH OF VIN		Numeric	3

<u>N</u>	<u>Prcnt</u>	<u>Code</u>	<u>Label</u>
1	0.3	6	
		-	Actual length
302	99.3	17	

Variables 156 through 161 are added by UMTRI to indicate the number of persons in the vehicle with injury severity of level zero through five, respectively, for occupant variable v329 (INJURY SEVERITY).

Variable	Name	Format	Type	Length
v156	NUMBER UNINJURED IN VEH	FVUNINJ	Numeric	8

NUMBER OF UNINJURED IN VEHICLE

<u>N</u>	<u>Prcnt</u>	<u>Code</u>	<u>Label</u>
117	38.5	0	0 uninjured
181	59.5	1	1 uninjured
2	0.7	2	2 uninjured
1	0.3	4	4 uninjured
1	0.3	6	6 uninjured
1	0.3	12	12 uninjured
1	0.3	13	13 uninjured

Variable	Name	Format	Type	Length
v157	NUMBER C-INJURED IN VEH	FVCINJ	Numeric	8

NUMBER OF C-INJURED IN VEHICLE

<u>N</u>	<u>Prcnt</u>	<u>Code</u>	<u>Label</u>
222	73.0	0	0 C-injured
41	13.5	1	1 C-injured
10	3.3	2	2 C-injured
4	1.3	3	3 C-injured
2	0.7	4	4 C-injured
4	1.3	5	5 C-injured
3	1.0	6	6 C-injured
5	1.6	7	7 C-injured
2	0.7	8	8 C-injured
1	0.3	10	10 C-injured

<u>N</u>	<u>Prcnt</u>	<u>Code</u>	<u>Label</u>
1	0.3	12	12 C-injured
1	0.3	15	15 C-injured
2	0.7	16	16 C-injured
2	0.7	17	17 C-injured
1	0.3	21	21 C-injured
1	0.3	23	23 C-injured
1	0.3	29	29 C-injured
1	0.3	43	43 C-injured

Variable	Name	Format	Type	Length
v158	NUMBER B-INJURED IN VEH	FVBINJ	Numeric	8

NUMBER OF B-INJURED IN VEHICLE

<u>N</u>	<u>Prcnt</u>	<u>Code</u>	<u>Label</u>
248	81.6	0	0 B-injured
25	8.2	1	1 B-injured
10	3.3	2	2 B-injured
5	1.6	3	3 B-injured
4	1.3	4	4 B-injured
1	0.3	5	5 B-injured
3	1.0	6	6 B-injured
1	0.3	7	7 B-injured
1	0.3	9	9 B-injured
1	0.3	10	10 B-injured
1	0.3	13	13 B-injured
1	0.3	16	16 B-injured
1	0.3	28	28 B-injured
1	0.3	37	37 B-injured
1	0.3	41	41 B-injured

Variable	Name	Format	Type	Length
v159	NUMBER A-INJURED IN VEH	FVAINJ	Numeric	8

NUMBER OF A-INJURED IN VEHICLE

<u>N</u>	<u>Prcnt</u>	<u>Code</u>	<u>Label</u>
276	90.8	0	0 A-injured
13	4.3	1	1 A-injured
3	1.0	2	2 A-injured
0	0.0	3	3 A-injured

BUSES INVOLVED IN FATAL ACCIDENTS, 2007
FARS VEHICLE VARIABLES

<u>N</u>	<u>Prcnt</u>	<u>Code</u>	<u>Label</u>
1	0.3	4	4 A-injured
1	0.3	5	5 A-injured
2	0.7	6	6 A-injured
2	0.7	7	7 A-injured
1	0.3	8	8 A-injured
1	0.3	9	9 A-injured
1	0.3	12	12 A-injured
2	0.7	19	19 A-injured
1	0.3	45	45 A-injured

Variable	Name	Format	Type	Length
v160	NUMBER K-INJURED IN VEH	FVKINJ	Numeric	8

NUMBER OF K-INJURED IN VEHICLE

<u>N</u>	<u>Prcnt</u>	<u>Code</u>	<u>Label</u>
272	89.5	0	0 killed
25	8.2	1	1 killed
3	1.0	2	2 killed
2	0.7	3	3 killed
1	0.3	5	5 killed
1	0.3	7	7 killed

Variable	Name	Format	Type	Length
v161	NUM UNK INJURED IN VEH	FVUNKINJ	Numeric	8

NUMBER OF UNKNOWN INJURED IN VEHICLE

<u>N</u>	<u>Prcnt</u>	<u>Code</u>	<u>Label</u>
300	98.7	0	0 unknown injured
1	0.3	1	1 unknown injured
1	0.3	3	3 unknown injured
1	0.3	5	5 unknown injured
1	0.3	24	24 unknown injured

Variable	Name	Format	Type	Length
v162	VEH RELATED FACTORS #1	FVRF	Numeric	3

RELATED FACTORS AT VEHICLE LEVEL – RESPONSE #1

<u>N</u>	<u>Prcnt</u>	<u>Code</u>	<u>Label</u>
297	97.7	0	None
Vehicle condition(s) noted			
1	0.3	1	Tires
0	0.0	2	Brake system
0	0.0	3	Steering system
0	0.0	4	Suspension
1	0.3	5	Power train
0	0.0	6	Exhaust system
0	0.0	7	Headlights
0	0.0	8	Signal lights
0	0.0	9	Other lights
0	0.0	10	Horn
0	0.0	11	Mirrors
0	0.0	12	Wipers
0	0.0	13	Driver seating and control
0	0.0	14	Body, doors, hood, other
0	0.0	15	Trailer hitch
0	0.0	16	Wheels
0	0.0	17	Air bag
0	0.0	18	Other vehicle defects
0	0.0	19	Safety belts
Special vehicle flags			
2	0.7	31	Hit-and-run vehicle
0	0.0	32	Vehicle registration for handicapped
0	0.0	33	Vehicle being pushed by non-motorist
0	0.0	35	Reconstructed vehicle
0	0.0	36	Electric/alternative fuel vehicle
0	0.0	37	Transporting children to/from Head Start/day care
0	0.0	39	Highway construction, maintenance or utility vehicle, in-transport (inside or outside work zone)
0	0.0	40	Highway incident response vehicle
0	0.0	41	Police, fire, or emergency services vehicle working at the scene of an emergency or performing other traffic control activities
1	0.3	42	Other working vehicle (not construction, maintenance, utility, police, fire, or emergency services vehicle)

BUSES INVOLVED IN FATAL ACCIDENTS, 2007
FARS VEHICLE VARIABLES

<u>N</u>	<u>Prcnt</u>	<u>Code</u>	<u>Label</u>
0	0.0	44	Adaptive equipment
2	0.7	99	Unknown

Variable	Name	Format	Type	Length
v163	VEH RELATED FACTORS #2	FVRF	Numeric	3

RELATED FACTORS AT VEHICLE LEVEL – RESPONSE #2

<u>N</u>	<u>Prcnt</u>	<u>Code</u>	<u>Label</u>
301	99.0	0	None
			Vehicle condition(s) noted
1	0.3	2	Brake system
2	0.7	99	Unknown

Variable	Name	Format	Type	Length
v164	UNDERRIDE/OVERRIDE	FURID05F	Numeric	3

<u>N</u>	<u>Prcnt</u>	<u>Code</u>	<u>Label</u>
301	99.0	0	No underride or override
			Underriding a motor vehicle in-transport
0	0.0	1	Underride, compartment intrusion
0	0.0	2	Underride, no compartment intrusion
0	0.0	3	Underride, compartment intrusion unknown
2	0.7	7	Overriding a motor vehicle in-transport
0	0.0	8	Overriding a motor vehicle not in-transport
1	0.3	9	Unknown if underride or override

BUSES INVOLVED IN FATAL ACCIDENTS, 2007
 FARS VEHICLE VARIABLES

Variable	Name	Format	Type	Length
v170	MOTOR CARRIER ID		Char	11

<u>N</u>	<u>Prcnt</u>	<u>Code</u>	<u>Label</u>
Issuing authority (columns 1-3)			
13	4.3	00	Not applicable
2	0.7	02	
		-	FARS state code
1	0.3	54	
70	23.3	57	US DOT
1	0.3	58	MC/MX (ICC)
97	31.9	88	None
72	23.7	99	Unknown

Identification number (columns 3-11)

00000000	Not applicable
88888888	None
99999999	Unknown

Variable	Name	Format	Type	Length
v171	BUS USE	FBUSUSE	Numeric	3

<u>N</u>	<u>Prcnt</u>	<u>Code</u>	<u>Label</u>
13	4.3	0	Not used as a bus
86	28.3	1	Used as a public school bus
2	0.7	2	Used as a private school bus
30	9.9	3	Used as a school bus, public or private unknown
83	27.3	4	Used as a scheduled service bus
35	11.5	5	Used as a tour bus
20	6.6	6	Used as a commuter bus
13	4.3	7	Used as a shuttle bus
1	0.3	8	Modified for personal/private use
21	6.9	9	Unknown bus use

BUSES INVOLVED IN FATAL ACCIDENTS, 2007
FARS VEHICLE VARIABLES

Variable	Name	Format	Type	Length
v172	GROSS WEIGHT RATING-GVWR	FGVWR	Numeric	3

<u>N</u>	<u>Prcnt</u>	<u>Code</u>	<u>Label</u>
13	4.3	0	Not applicable
10	3.3	1	10,000 lbs or less
47	15.5	2	10,001 - 26,000 lbs
215	70.7	3	26,001 lbs or more
19	6.3	9	Unknown

Variable	Name	Format	Type	Length
v173	EVENT #1	FSEQ04F	Numeric	3

EVENT #1 RELATED TO THIS MOTOR VEHICLE

<u>N</u>	<u>Prcnt</u>	<u>Code</u>	<u>Label</u>
0	0.0	0	No event
0	0.0	1	Overturn/rollover
0	0.0	2	Fire/explosion
0	0.0	3	Immersion
0	0.0	4	Gas inhalation
1	0.3	5	Fell/jumped from vehicle
0	0.0	6	Injured in vehicle (other than cargo/equipment loss or shift)
1	0.3	7	Other non-collision
59	19.4	8	Pedestrian
20	6.6	9	Pedal cycle
0	0.0	10	Railway train
1	0.3	11	Live animal
197	64.8	12	Motor vehicle in-transport on same roadway
1	0.3	13	Motor vehicle in-transport on different roadway
0	0.0	14	Parked motor vehicle or vehicle stopped off roadway
0	0.0	15	Non-motorist on personal conveyance
0	0.0	16	Thrown or falling object
0	0.0	17	Boulder
1	0.3	18	Other object (not fixed)
0	0.0	19	Building
0	0.0	20	Impact attenuator/crash cushion
0	0.0	21	Bridge pier or abutment
0	0.0	22	Bridge parapet end
0	0.0	23	Bridge rail
0	0.0	24	Guardrail face
0	0.0	25	Concrete traffic barrier

BUSES INVOLVED IN FATAL ACCIDENTS, 2007
FARS VEHICLE VARIABLES

<u>N</u>	<u>Prcnt</u>	<u>Code</u>	<u>Label</u>
0	0.0	26	Other traffic barrier
0	0.0	27	Highway/traffic sign post/sign
0	0.0	28	Overhead sign support/sign
0	0.0	29	Luminaire/light support
0	0.0	30	Utility pole
0	0.0	31	Other post, other pole or other supports
0	0.0	32	Culvert
0	0.0	33	Curb
0	0.0	34	Ditch
0	0.0	35	Embankment - earth
0	0.0	36	Embankment - rock, stone or concrete
0	0.0	37	Embankment - material type unknown
0	0.0	38	Fence
0	0.0	39	Wall
0	0.0	40	Fire hydrant
0	0.0	41	Shrubbery
0	0.0	42	Tree (standing tree only)
1	0.3	43	Other fixed object
0	0.0	44	Pavement surface irregularity (pothole, grooved, grates)
0	0.0	45	Working motor vehicle (construction, maintenance or utility vehicle only)
0	0.0	46	Traffic signal support/signal
0	0.0	47	Vehicle occupant struck or run over by own vehicle
0	0.0	48	Snow bank
0	0.0	49	Ridden animal or animal-drawn conveyance
0	0.0	50	Bridge overhead structure
0	0.0	51	Jackknife
0	0.0	52	Guardrail end
0	0.0	53	Mail box
2	0.7	54	Motor vehicle in-transport strikes or is struck by cargo, persons or objects set-in-motion from/by another motor vehicle in-transport
0	0.0	55	Other not in-transport motor vehicle
0	0.0	60	Cargo/equipment loss or shift (causing injury or damage)
0	0.0	61	Equipment failure (blown tire, brake failure, etc.)
0	0.0	62	Separation of units
14	4.6	63	Ran off road - right
4	1.3	64	Ran off road - left
2	0.7	65	Cross median/centerline
0	0.0	66	Downhill runaway
0	0.0	67	Vehicle went airborne
0	0.0	99	Unknown

BUSES INVOLVED IN FATAL ACCIDENTS, 2007
FARS VEHICLE VARIABLES

Variable	Name	Format	Type	Length
v174	EVENT #2	FSEQ04F	Numeric	3

EVENT #2 RELATED TO THIS MOTOR VEHICLE

<u>N</u>	<u>Prcnt</u>	<u>Code</u>	<u>Label</u>
232	76.3	0	No event
3	1.0	1	Overturn/rollover
3	1.0	2	Fire/explosion
3	1.0	8	Pedestrian
6	2.0	12	Motor vehicle in-transport on same roadway
1	0.3	13	Motor vehicle in-transport on different roadway
1	0.3	19	Building
1	0.3	24	Guardrail face
3	1.0	25	Concrete traffic barrier
1	0.3	30	Utility pole
2	0.7	32	Culvert
1	0.3	33	Curb
1	0.3	38	Fence
1	0.3	39	Wall
3	1.0	42	Tree (standing tree only)
1	0.3	53	Mail box
19	6.3	63	Ran off road - right
10	3.3	64	Ran off road - left
12	3.9	65	Cross median/centerline

Variable	Name	Format	Type	Length
v175	EVENT #3	FSEQ04F	Numeric	3

EVENT #3 RELATED TO THIS MOTOR VEHICLE

<u>N</u>	<u>Prcnt</u>	<u>Code</u>	<u>Label</u>
267	87.8	0	No event
5	1.6	1	Overturn/rollover
1	0.3	2	Fire/explosion
5	1.6	12	Motor vehicle in-transport on same roadway
1	0.3	13	Motor vehicle in-transport on different roadway
1	0.3	23	Bridge rail
1	0.3	24	Guardrail face
3	1.0	25	Concrete traffic barrier
1	0.3	30	Utility pole
1	0.3	32	Culvert

<u>N</u>	<u>Prcnt</u>	<u>Code</u>	<u>Label</u>
3	1.0	33	Curb
2	0.7	35	Embankment - earth
3	1.0	38	Fence
1	0.3	39	Wall
1	0.3	46	Traffic signal support/signal
1	0.3	53	Mail box
5	1.6	64	Ran off road - left
1	0.3	65	Cross median/centerline
1	0.3	67	Vehicle went airborne

Variable	Name	Format	Type	Length
v176	EVENT #4	FSEQ04F	Numeric	3

EVENT #4 RELATED TO THIS MOTOR VEHICLE

<u>N</u>	<u>Prcnt</u>	<u>Code</u>	<u>Label</u>
280	92.1	0	No event
7	2.3	1	Overturn/rollover
1	0.3	12	Motor vehicle in-transport on same roadway
2	0.7	24	Guardrail face
1	0.3	29	Luminaire/light support
4	1.3	34	Ditch
1	0.3	38	Fence
2	0.7	42	Tree (standing tree only)
1	0.3	43	Other fixed object
1	0.3	54	Motor vehicle in-transport strikes or is struck by cargo, persons or objects set-in-motion from/by another motor vehicle in-transport
3	1.0	64	Ran off road - left
1	0.3	65	Cross median/centerline

Variable	Name	Format	Type	Length
v177	EVENT #5	FSEQ04F	Numeric	3

EVENT #5 RELATED TO THIS MOTOR VEHICLE

<u>N</u>	<u>Prcnt</u>	<u>Code</u>	<u>Label</u>
297	97.7	0	No event
1	0.3	1	Overturn/rollover
2	0.7	12	Motor vehicle in-transport on same roadway
1	0.3	27	Highway/traffic sign post/sign

BUSES INVOLVED IN FATAL ACCIDENTS, 2007
FARS VEHICLE VARIABLES

<u>N</u>	<u>Prcnt</u>	<u>Code</u>	<u>Label</u>
1	0.3	38	Fence
1	0.3	42	Tree (standing tree only)
1	0.3	64	Ran off road - left

Variable	Name	Format	Type	Length
v178	EVENT #6	FSEQ04F	Numeric	3

EVENT #6 RELATED TO THIS MOTOR VEHICLE

<u>N</u>	<u>Prcnt</u>	<u>Code</u>	<u>Label</u>
301	99.0	0	No event
1	0.3	1	Overturn/rollover
2	0.7	12	Motor vehicle in-transport on same roadway

Variable	Name	Format	Type	Length
v179	HAZARDOUS MATERIAL CLASS NUMBER	FHAZ4F	Numeric	3

<u>N</u>	<u>Prcnt</u>	<u>Code</u>	<u>Label</u>
304	100.0	0	Not applicable

Variable	Name	Format	Type	Length
v180	HAZARDOUS MATERIAL ID NUMBER	FHAZ3F	Numeric	4

<u>N</u>	<u>Prcnt</u>	<u>Code</u>	<u>Label</u>
304	100.0	0	Not applicable

Variable	Name	Format	Type	Length
v181	HAZARDOUS MATERIAL INVOLVEMENT	FHAZ07F	Numeric	3

<u>N</u>	<u>Prcnt</u>	<u>Code</u>	<u>Label</u>
304	100.0	1	No
0	0.0	2	Yes

Variable	Name	Format	Type	Length
v182	HAZARDOUS MATERIAL PLACARD	FHAZ2F	Numeric	3

<u>N</u>	<u>Prcnt</u>	<u>Code</u>	<u>Label</u>
304	100.0	0	Not applicable

BUSES INVOLVED IN FATAL ACCIDENTS, 2007
FARS VEHICLE VARIABLES

Variable	Name	Format	Type	Length
v183	HAZARDOUS MATERIAL RELEASED	FHAZ2F	Numeric	3

<u>N</u>	<u>Prcnt</u>	<u>Code</u>	<u>Label</u>
304	100.0	0	Not applicable

Variable	Name	Format	Type	Length
v184	MCID ISSUING AUTHORITY	FSTATES	Numeric	3

<u>N</u>	<u>Prcnt</u>	<u>Code</u>	<u>Label</u>
13	4.3	0	Not applicable
2	0.7	2	
		-	FARS state code
1	0.3	54	
70	23.0	57	US DOT
1	0.3	58	MC/MX (ICC)
97	31.9	88	None
72	23.7	99	Unknown

Variable	Name	Format	Type	Length
v185	MCID IDENTIFICATION NUMBER		Char	9

<u>N</u>	<u>Prcnt</u>	<u>Code</u>	<u>Label</u>
1	0.3	000000154	
		-	MCID identification number
1	0.3	99999999	
13	4.3	000000000	Not applicable
107	35.2	888888888	None
78	25.7	999999999	Unknown

BUSES INVOLVED IN FATAL ACCIDENTS, 2007
FARS VEHICLE VARIABLES

The DRIVER Variables

Variables 207 through 236 describe the driver of the bus involved in the accident.

Variable	Name	Format	Type	Length
v207	DRIVER PRESENCE	FDRIVER	Numeric	3

<u>N</u>	<u>Prcnt</u>	<u>Code</u>	<u>Label</u>
300	98.7	1	Driver-operated vehicle
3	1.0	2	Driverless
1	0.3	3	Driver left scene
0	0.0	4	Motor vehicle not in-transport (parked, stopped off roadway, working, in motion outside trafficway)

Variable	Name	Format	Type	Length
v208	DRIVER DRINKING	FDRIVEDR	Numeric	3

<u>N</u>	<u>Prcnt</u>	<u>Code</u>	<u>Label</u>
301	99.0	0	No (alcohol not involved)
3	1.0	1	Yes (alcohol involved)
0	0.0	8	Not reported

Variable	Name	Format	Type	Length
v209	LICENSE STATE	FSTATES	Numeric	3

<u>N</u>	<u>Prcnt</u>	<u>Code</u>	<u>Label</u>
6	2.0	1	Alabama
2	0.7	2	Alaska
6	2.0	4	Arizona
0	0.0	5	Arkansas
37	12.2	6	California
2	0.7	8	Colorado
2	0.7	9	Connecticut
5	1.6	10	Delaware
1	0.3	11	District of Columbia
30	9.9	12	Florida
10	3.3	13	Georgia
4	1.3	15	Hawaii
0	0.0	16	Idaho
9	3.0	17	Illinois
8	2.6	18	Indiana

BUSES INVOLVED IN FATAL ACCIDENTS, 2007
FARS DRIVER VARIABLES

<u>N</u>	<u>Prcnt</u>	<u>Code</u>	<u>Label</u>
3	1.0	19	Iowa
2	0.7	20	Kansas
3	1.0	21	Kentucky
4	1.3	22	Louisiana
2	0.7	23	Maine
8	2.6	24	Maryland
2	0.7	25	Massachusetts
7	2.3	26	Michigan
12	3.9	27	Minnesota
2	0.7	28	Mississippi
9	3.0	29	Missouri
2	0.7	30	Montana
2	0.7	31	Nebraska
4	1.3	32	Nevada
2	0.7	33	New Hampshire
10	3.3	34	New Jersey
3	1.0	35	New Mexico
25	8.2	36	New York
9	3.0	37	North Carolina
0	0.0	38	North Dakota
9	3.0	39	Ohio
1	0.3	40	Oklahoma
1	0.3	41	Oregon
13	4.3	42	Pennsylvania
2	0.7	44	Rhode Island
4	1.3	45	South Carolina
0	0.0	46	South Dakota
6	2.0	47	Tennessee
10	3.3	48	Texas
1	0.3	49	Utah
0	0.0	50	Vermont
6	2.0	51	Virginia
5	1.6	53	Washington
2	0.7	54	West Virginia
7	2.3	55	Wisconsin
0	0.0	56	Wyoming
1	0.3	95	Canada
3	1.0	99	Unknown

Variable	Name	Format	Type	Length
v210A	NON-CDL LICENSE TYPE	FLTYPF	Numeric	3

NON-CDL LICENSE TYPE, REGARDLESS OF VEHICLE DRIVEN

<u>N</u>	<u>Prcnt</u>	<u>Code</u>	<u>Label</u>
0	0.0	0	Not licensed
29	98.4	1	Full driver license
0	0.0	2	Intermediate driver license
0	0.0	7	Learner's permit
0	0.0	8	Temporary license
5	1.6	9	Unknown license type

Variable	Name	Format	Type	Length
v210B	NON-CDL LICENSE STATUS	FLST93F	Numeric	3

NON-CDL LICENSE STATUS, REGARDLESS OF VEHICLE DRIVEN

<u>N</u>	<u>Prcnt</u>	<u>Code</u>	<u>Label</u>
0	0.0	0	Not licensed
2	0.7	1	Suspended
1	0.3	2	Revoked
0	0.0	3	Expired
0	0.0	4	Canceled or denied
296	97.4	6	Valid
5	1.6	9	Unknown license status

Variable	Name	Format	Type	Length
v211	LICENSE CLASS COMPLIANCE	FCOM87F	Numeric	3

LICENSE COMPLIANCE (FOR THIS CLASS VEHICLE)

<u>N</u>	<u>Prcnt</u>	<u>Code</u>	<u>Label</u>
0	0.0	0	Not licensed
0	0.0	1	No license required for this class vehicle
8	2.6	2	No valid license for this class vehicle
290	95.4	3	Valid license for this class vehicle
1	0.3	8	Unknown if commercial driver license and/or commercial driver license endorsement required for this vehicle
5	1.6	9	Unknown

BUSES INVOLVED IN FATAL ACCIDENTS, 2007
FARS DRIVER VARIABLES

Variable	Name	Format	Type	Length
v212	CDL LICENSE STATUS	FCDL93F	Numeric	3

COMMERCIAL MOTOR VEHICLE LICENSE STATUS

<u>N</u>	<u>Prcnt</u>	<u>Code</u>	<u>Label</u>
18	5.9	0	No (commercial driver license)
4	1.3	1	Suspended
1	0.3	2	Revoked
0	0.0	3	Expired
0	0.0	4	Canceled or denied
0	0.0	5	Disqualified
272	89.5	6	Valid
2	0.7	7	Learner's permit
0	0.0	8	Other - not valid
7	2.3	9	Unknown

Variable	Name	Format	Type	Length
v213	LICENSE ENDORSEMENTS	FEND91F	Numeric	3

COMPLIANCE WITH LICENSE ENDORSEMENTS

<u>N</u>	<u>Prcnt</u>	<u>Code</u>	<u>Label</u>
72	23.7	0	No endorsements required for this vehicle
177	58.2	1	Endorsement(s) required, complied with
3	1.0	2	Endorsement(s) required, not complied with
41	13.5	3	Endorsement(s) required, compliance unknown
11	3.6	9	Unknown if required

Variable	Name	Format	Type	Length
v214	LICENSE RESTRICTIONS MET	FLREST	Numeric	3

COMPLIANCE WITH LICENSE RESTRICTIONS

<u>N</u>	<u>Prcnt</u>	<u>Code</u>	<u>Label</u>
161	53.0	0	No restrictions or not applicable
32	10.5	1	Restrictions complied with
1	0.3	2	Restrictions not complied with
102	33.6	3	Restrictions, compliance unknown
8	2.6	9	Unknown

Variable	Name	Format	Type	Length
v216	NUMBER OF PREV ACCIDENTS	FNOPAC	Numeric	3

NUMBER OF PREVIOUS RECORDED ACCIDENTS

<u>N</u>	<u>Prcnt</u>	<u>Code</u>	<u>Label</u>
215	70.7	0	0 accidents
47	15.5	1	1 accident
15	4.9	2	2 accidents
3	1.0	3	3 accidents
17	5.6	98	Accidents not reported on driving record
7	2.3	99	Unknown

Variable	Name	Format	Type	Length
v217	NUMBER PREV SUSPENSIONS	FNOPSUS	Numeric	3

NUMBER OF PREVIOUS SUSPENSIONS/REVOICATIONS

<u>N</u>	<u>Prcnt</u>	<u>Code</u>	<u>Label</u>
282	92.8	0	0 suspensions
9	3.0	1	1 suspension
5	1.6	2	2 suspensions
1	0.3	4	4 suspensions
7	2.3	99	Unknown

Variable	Name	Format	Type	Length
v218	NUMBER OF PREV DWI CONV	FNODWI	Numeric	3

NUMBER OF PREVIOUS DWI CONVICTIONS

<u>N</u>	<u>Prcnt</u>	<u>Code</u>	<u>Label</u>
297	97.7	0	0 driving while intoxicated convictions
7	2.3	99	Unknown

Variable	Name	Format	Type	Length
v219	NUM PREV SPEEDING CONV	FNOPSPD	Numeric	3

NUMBER OF PREVIOUS SPEEDING CONVICTIONS

<u>N</u>	<u>Prcnt</u>	<u>Code</u>	<u>Label</u>
265	87.2	0	0 speed convictions
28	9.2	1	1 speed conviction

BUSES INVOLVED IN FATAL ACCIDENTS, 2007
FARS DRIVER VARIABLES

<u>N</u>	<u>Prcnt</u>	<u>Code</u>	<u>Label</u>
3	1.0	2	2 speed convictions
1	0.3	4	4 speed convictions
7	2.3	99	Unknown

Variable	Name	Format	Type	Length
v220	NUM PREV OTHER MV CONV	FNOPTH	Numeric	3

NUMBER OF PREVIOUS OTHER HARMFUL MOVING VIOLATIONS CONVICTIONS

<u>N</u>	<u>Prcnt</u>	<u>Code</u>	<u>Label</u>
264	86.8	0	0 other convictions
26	8.6	1	1 other conviction
5	1.6	2	2 other convictions
1	0.3	3	3 other convictions
1	0.3	5	5 other convictions
7	2.3	99	Unknown

Variable	Name	Format	Type	Length
v221	LAST ACCIDENT - MONTH	FACMONTH	Numeric	3

LAST ACCIDENT/SUSPENSION/CONVICTION -- MONTH

<u>N</u>	<u>Prcnt</u>	<u>Code</u>	<u>Label</u>
185	60.9	0	No record
12	3.9	1	January
5	1.6	2	February
5	1.6	3	March
11	3.6	4	April
13	4.3	5	May
10	3.3	6	June
8	2.6	7	July
7	2.3	8	August
6	2.0	9	September
12	3.9	10	October
10	3.3	11	November
13	4.3	12	December
7	2.3	99	Unknown

Variable	Name	Format	Type	Length
v222	LAST ACCIDENT - YEAR		Numeric	4

LAST ACCIDENT/SUSPENSION/CONVICTION -- YEAR

<u>N</u>	<u>Prcnt</u>	<u>Code</u>	<u>Label</u>
185	60.9	0	No record
10	3.3	2004	2004
44	14.5	2005	2005
35	11.5	2006	2006
23	7.6	2007	2007
7	2.3	9999	Unknown

Variable	Name	Format	Type	Length
v223	FIRST ACCIDENT - MONTH	FACMONTH	Numeric	3

FIRST ACCIDENT/SUSPENSION/CONVICTION -- MONTH

<u>N</u>	<u>Prcnt</u>	<u>Code</u>	<u>Label</u>
185	60.9	0	No record
15	4.9	1	January
7	2.3	2	February
6	2.0	3	March
10	3.3	4	April
15	4.9	5	May
14	4.6	6	June
9	3.0	7	July
4	1.3	8	August
8	2.6	9	September
7	2.3	10	October
11	3.6	11	November
6	2.0	12	December
7	2.3	99	Unknown

Variable	Name	Format	Type	Length
v224	FIRST ACCIDENT - YEAR		Numeric	4

FIRST ACCIDENT/SUSPENSION/CONVICTION -- YEAR

<u>N</u>	<u>Prcnt</u>	<u>Code</u>	<u>Label</u>
185	60.9	0	No record
14	4.6	2004	2004

BUSES INVOLVED IN FATAL ACCIDENTS, 2007
FARS DRIVER VARIABLES

<u>N</u>	<u>Prcnt</u>	<u>Code</u>	<u>Label</u>
59	19.4	2005	2005
28	9.2	2006	2006
11	3.6	2007	2007
7	2.3	9999	Unknown

Variable	Name	Format	Type	Length
v227	DRIVER RELATED FACTORS#1	FDRF02F	Numeric	3

FACTORS AT DRIVER LEVEL – RESPONSE #1

<u>N</u>	<u>Prcnt</u>	<u>Code</u>	<u>Label</u>
205	67.4	0	None
Physical/mental condition			
3	1.0	1	Drowsy, sleepy, asleep, fatigued
2	0.7	2	Ill, passed out/blackout
0	0.0	3	Emotional (e.g., depression, angry, disturbed)
0	0.0	4	Reaction to or failure to take drugs/medication
3	1.0	5	Under the influence of alcohol, drugs or medication
12	3.9	6	Careless/inattentive
0	0.0	7	Restricted to wheelchair
0	0.0	8	Aggressive driving/road rage
0	0.0	9	Impaired due to previous injury
1	0.3	11	Other physical impairment (includes paraplegic)
0	0.0	12	Mother of dead fetus
0	0.0	13	Mentally challenged
0	0.0	15	Seat back not in normal upright position, seat back reclined
1	0.3	16	Police or law enforcement officer
Miscellaneous causes			
0	0.0	18	Traveling on prohibited trafficways
0	0.0	19	Legally driving on suspended or revoked license
3	1.0	20	Leaving vehicle unattended with engine running
0	0.0	21	Overloading/improper loading of vehicle with passengers or cargo
0	0.0	22	Towing or pushing improperly
0	0.0	23	Failing to dim lights or to have lights on when required
0	0.0	24	Operating without required equipment
0	0.0	26	Following improperly
0	0.0	27	Improper or erratic lane changing
7	2.3	28	Failure to keep in proper lane

BUSES INVOLVED IN FATAL ACCIDENTS, 2007
 FARS DRIVER VARIABLES

<u>N</u>	<u>Prcnt</u>	<u>Code</u>	<u>Label</u>
0	0.0	29	Illegal driving on road shoulder, ditch, sidewalk, median
0	0.0	30	Making improper entry to or exit from trafficway
2	0.7	31	Starting or backing improperly
0	0.0	32	Opening closure into moving traffic or while vehicle is in motion
0	0.0	33	Passing where prohibited by posted signs, school bus warning, etc.
0	0.0	34	Passing on wrong side
0	0.0	35	Passing with insufficient distance/inadequate visibility; failing to yield to overtaking vehicle
0	0.0	36	Operating vehicle in an erratic, reckless, negligent manner
0	0.0	37	Police pursuing this driver or police officer in pursuit
30	9.9	38	Failure to yield right-of-way
3	1.0	39	Failure to obey traffic signs, control devices, officers, etc.
0	0.0	40	Passing through or around barrier
0	0.0	41	Failure to observe warnings/instructions on vehicle displaying them
0	0.0	42	Failure to signal intentions
11	3.6	44	Driving too fast for conditions/in excess of posted maximum
0	0.0	45	Driving less than posted minimum
0	0.0	46	Racing
0	0.0	47	Making right turn from left turn lane; or left turn from right turn lane
5	1.6	48	Making other improper turn
0	0.0	50	Driving wrong way in one-way traffic
0	0.0	51	Driving on wrong side of road (intentional or unintentional)
0	0.0	52	Operator inexperience
0	0.0	53	Unfamiliar with roadway
2	0.7	54	Stopped in roadway (vehicle not abandoned)
0	0.0	55	Underriding a parked truck
0	0.0	57	Locked wheel
1	0.3	58	Overcorrecting
0	0.0	59	Getting off/out of or on/into vehicle
Vision obscured by:			
0	0.0	61	Rain, snow, fog, smoke, sand, dust
0	0.0	62	Reflected glare, bright sunlight, headlights
1	0.3	63	Curve, hill, design features (including traffic signs, embankment)
0	0.0	64	Building, billboard, other structures
0	0.0	65	Trees, crops, vegetation
1	0.3	66	Motor vehicle (including load)
0	0.0	67	Parked vehicle

BUSES INVOLVED IN FATAL ACCIDENTS, 2007
FARS DRIVER VARIABLES

<u>N</u>	<u>Prcnt</u>	<u>Code</u>	<u>Label</u>
0	0.0	68	Splash or spray of passing vehicle
0	0.0	69	Inadequate defrost or defog system
0	0.0	70	Inadequate lighting system
0	0.0	71	Obstructing angles on vehicle
0	0.0	72	Mirrors
0	0.0	75	Broken or improperly cleaned windshield
0	0.0	76	Other visual obstruction
Avoiding, swerving or sliding due to:			
0	0.0	77	Severe crosswind
0	0.0	78	Wind from passing truck
0	0.0	79	Slippery or loose surface
0	0.0	80	Tire blow-out or flat
1	0.3	81	Debris or objects in road
0	0.0	82	Ruts, holes, bumps in road
1	0.3	83	Live animals in road
0	0.0	84	Vehicle in road
0	0.0	85	Phantom vehicle
2	0.7	86	Pedestrian, pedalcyclist, or other nonmotorist
1	0.3	87	Ice, snow, slush, water, sand, dirt, oil, wet leaves on road
0	0.0	88	Trailer fishtailing or swaying
Special circumstances			
0	0.0	73	Driver not complied with learner's permit/intermediate driver license restrictions
1	0.3	74	Driver not complied with physical/other imposed restrictions
0	0.0	91	Nontraffic violation charged - manslaughter, homicide, other
0	0.0	92	Other nonmoving traffic violations
Possible distractions (inside vehicle)			
0	0.0	93	Cellular phone present in vehicle
0	0.0	94	Cellular phone in use in vehicle
0	0.0	95	Computer/fax machines/printers
0	0.0	96	On-board navigation system
0	0.0	97	Two-way radio
0	0.0	98	Head-up display
3	1.0	99	Unknown

Variable	Name	Format	Type	Length
v228	DRIVER RELATED FACTORS#2	FDRF02F	Numeric	3

FACTORS AT DRIVER LEVEL – RESPONSE #2

<u>N</u>	<u>Prcnt</u>	<u>Code</u>	<u>Label</u>
265	87.2	0	None
			Physical/mental condition
2	0.7	6	Careless/inattentive
			Miscellaneous causes
1	0.3	21	Overloading/improper loading of vehicle with passengers or cargo
2	0.7	26	Following improperly
8	2.6	28	Failure to keep in proper lane
1	0.3	36	Operating vehicle in an erratic, reckless, negligent manner
5	1.6	38	Failure to yield right-of-way
1	0.3	39	Failure to obey traffic signs, control devices, officers, etc.
1	0.3	40	Passing through or around barrier
5	1.6	44	Driving too fast for conditions/in excess of posted maximum
3	1.0	48	Making other improper turn
1	0.3	58	Overcorrecting
			Vision obscured by:
1	0.3	61	Rain, snow, fog, smoke, sand, dust
1	0.3	62	Reflected glare, bright sunlight, headlights
1	0.3	66	Motor vehicle (including load)
			Avoiding, swerving or sliding due to:
1	0.3	87	Ice, snow, slush, water, sand, dirt, oil, wet leaves on road
			Special circumstances
1	0.3	92	Other nonmoving traffic violations
			Possible distractions (inside vehicle)
1	0.3	93	Cellular phone present in vehicle
3	1.0	99	Unknown

BUSES INVOLVED IN FATAL ACCIDENTS, 2007
FARS DRIVER VARIABLES

Variable	Name	Format	Type	Length
v229	DRIVER RELATED FACTORS#3	FDRF02F	Numeric	3

FACTORS AT DRIVER LEVEL – RESPONSE #3

<u>N</u>	<u>Prcnt</u>	<u>Code</u>	<u>Label</u>
291	95.7	0	None
Miscellaneous causes			
1	0.3	24	Operating without required equipment
1	0.3	38	Failure to yield right-of-way
2	0.7	41	Failure to observe warnings/instructions on vehicle displaying them
1	0.3	53	Unfamiliar with roadway
2	0.7	58	Overcorrecting
Vision obscured by:			
1	0.3	61	Rain, snow, fog, smoke, sand, dust
Special circumstances			
1	0.3	92	Other nonmoving traffic violations
Possible distractions (inside vehicle)			
1	0.3	93	Cellular phone present in vehicle
3	1.0	99	Unknown

Variable	Name	Format	Type	Length
v230	DRIVER RELATED FACTORS#4	FDRF02F	Numeric	3

FACTORS AT DRIVER LEVEL – RESPONSE #4

<u>N</u>	<u>Prcnt</u>	<u>Code</u>	<u>Label</u>
299	98.4	0	None
Miscellaneous causes			
2	0.7	28	Failure to keep in proper lane
3	1.0	99	Unknown

BUSES INVOLVED IN FATAL ACCIDENTS, 2007
 FARS DRIVER VARIABLES

Variable	Name	Format	Type	Length
v231	VIOLATIONS CHARGED#1	FVCHG97F	Numeric	3

<u>N</u>	<u>Prcnt</u>	<u>Code</u>	<u>Label</u>
274	90.1	0	None
Reckless/careless/hit-and-run type offenses			
3	1.0	1	Manslaughter or homicide
2	0.7	2	Willful reckless driving; driving to endanger; negligent driving
1	0.3	3	Unsafe reckless (not willful, wanton reckless) driving
1	0.3	4	Inattentive, careless, improper driving
0	0.0	5	Fleeing or eluding police
0	0.0	6	Fail to obey police, fireman, authorized person directing traffic
2	0.7	7	Hit-and-run, fail to stop after accident
0	0.0	8	Fail to give aid, information, wait for police after accident
1	0.3	9	Serious violation resulting in death
Impairment offenses			
0	0.0	11	Driving while intoxicated (alcohol or drugs) or blood alcohol above limit (any detectable blood alcohol limit for commercial drivers)
0	0.0	12	Driving while impaired
0	0.0	13	Driving under influence of substance not intended to intoxicate
0	0.0	14	Drinking while operating
0	0.0	15	Illegal possession of alcohol or drugs
0	0.0	16	Driving with detectable alcohol
0	0.0	18	Refusal to submit to chemical test
0	0.0	19	Alcohol, drug, or impairment violations generally
Speed-related offenses			
0	0.0	21	Racing
0	0.0	22	Speeding (above the speed limit)
2	0.7	23	Speed greater than reasonable and prudent (not necessarily over the limit)
0	0.0	24	Exceed special speed limit (e.g.: for trucks, buses, cycles, or on bridge, in school zone, etc.)
0	0.0	25	Energy speed (exceeding 55 MPH, non-pointable)
0	0.0	26	Driving too slowly
0	0.0	29	Speed related violations, generally
Rules of the road – traffic sign and signals			
0	0.0	31	Fail to stop for red signal
0	0.0	32	Fail to stop for flashing red

BUSES INVOLVED IN FATAL ACCIDENTS, 2007
FARS DRIVER VARIABLES

<u>N</u>	<u>Prcnt</u>	<u>Code</u>	<u>Label</u>
1	0.3	33	Violation of turn on red (fail to stop and yield; yield to pedestrians before turning)
0	0.0	34	Fail to obey flashing signal (yellow or red)
0	0.0	35	Fail to obey signal generally
0	0.0	36	Violate railroad grade crossing device/regulations
1	0.3	37	Fail to obey stop sign
0	0.0	38	Fail to obey yield sign
0	0.0	39	Fail to obey traffic control device
Rules of the road – turning, yielding, signaling			
0	0.0	41	Turn in violation of traffic control (disobey signs, turn arrow or pavement markings; this is not a right-on-red violation)
1	0.3	42	Improper method and position of turn (too wide, wrong lane)
0	0.0	43	Fail to signal for turn or stop
2	0.7	45	Fail to yield to emergency vehicle
6	2.0	46	Fail to yield, generally
0	0.0	48	Enter intersection when space insufficient
0	0.0	49	Turn, yield, signaling violations, generally
Rules of the road – wrong side, passing and following			
0	0.0	51	Driving wrong way on one-way road
0	0.0	52	Driving on left, wrong side of road, generally
0	0.0	53	Improper, unsafe passing
0	0.0	54	Pass on right (drive off pavement to pass)
0	0.0	55	Pass stopped school bus
0	0.0	56	Fail to give way when overtaken
0	0.0	58	Following too closely
0	0.0	59	Wrong side, passing, following violations, generally
Rules of the road – lane usage			
0	0.0	61	Unsafe or prohibited lane change
0	0.0	62	Improper use of lane (enter of 3-lane road, high occupancy vehicle designated lane)
0	0.0	63	Certain traffic to use right lane (trucks, slow moving, etc.)
0	0.0	66	Motorcycle lane violations (more than two per lane, riding between lanes, etc.)
0	0.0	67	Motorcyclist attached to another vehicle
2	0.7	69	Lane violations, generally
Non-moving – license and registration violations			
0	0.0	71	Driving while license withdrawn (including violation of provisions of work permit)

<u>N</u>	<u>Prcnt</u>	<u>Code</u>	<u>Label</u>
0	0.0	72	Other driver license violations
0	0.0	73	Commercial driver violations (log book, hours, permits carried)
0	0.0	74	Vehicle registration violations
0	0.0	75	Fail to carry insurance card
0	0.0	76	Driving uninsured vehicle
0	0.0	79	Non-moving violations, generally
Equipment			
0	0.0	81	Lamp violations
0	0.0	82	Brake violations
0	0.0	83	Failure to require restraint use (by self or passengers)
0	0.0	84	Motorcycle equipment violations (helmet, special equipment)
0	0.0	85	Violation of hazardous cargo regulations
0	0.0	86	Size, weight, load violations
0	0.0	89	Equipment violations, generally
Other violations			
0	0.0	91	Parking
0	0.0	92	Theft, unauthorized use of motor vehicle
0	0.0	93	Driving where prohibited (sidewalk, limited access, off truck route)
0	0.0	98	Other moving violation (coasting, backing, opening door)
5	1.6	99	Unknown violation

Variable	Name	Format	Type	Length
v232	VIOLATIONS CHARGED#2	FVCHG97F	Numeric	3

<u>N</u>	<u>Prcnt</u>	<u>Code</u>	<u>Label</u>
291	95.7	0	None
Reckless/careless/hit-and-run type offenses			
1	0.3	4	Inattentive, careless, improper driving
1	0.3	8	Fail to give aid, information, wait for police after accident
Impairment Offenses			
1	0.3	11	Driving while intoxicated (alcohol or drugs) or blood alcohol above limit (any detectable blood alcohol limit for commercial drivers)

BUSES INVOLVED IN FATAL ACCIDENTS, 2007
FARS DRIVER VARIABLES

<u>N</u>	<u>Prcnt</u>	<u>Code</u>	<u>Label</u>
			Rules of the road – turning, yielding, signaling
5	1.6	46	Fail to yield, generally
1	0.3	49	Turn, yield, signaling violations, generally

<u>N</u>	<u>Prcnt</u>	<u>Code</u>	<u>Label</u>
			Rules of the road – lane usage
1	0.3	69	Lane violations, generally
3	1.0	99	Unknown violation

Variable	Name	Format	Type	Length
v233	VIOLATIONS CHARGED#3	FVCHG97F	Numeric	3

<u>N</u>	<u>Prcnt</u>	<u>Code</u>	<u>Label</u>
301	99.0	0	None
3	1.0	99	Unknown violation

Variable	Name	Format	Type	Length
v235	DRIVER HEIGHT (INCHES)		Numeric	3

<u>N</u>	<u>Prcnt</u>	<u>Code</u>	<u>Label</u>
1	0.3	58	
		-	Actual inches
2	0.7	77	
8	2.6	99	Unknown

Variable	Name	Format	Type	Length
v236	DRIVER WEIGHT		Numeric	3

<u>N</u>	<u>Prcnt</u>	<u>Code</u>	<u>Label</u>
1	0.3	115	
		-	Actual weight in pounds
1	0.3	400	
96	31.6	999	Unknown

The OCCUPANT Variables

Variables 306 through 363 describe the occupant of the bus (i.e., the driver) and are obtained from the FARS occupant file.

Variable	Name	Format	Type	Length
v306	OCCUPANT NUMBER		Numeric	3

<u>N</u>	<u>Prcnt</u>	<u>Code</u>	<u>Label</u>
3	1.0	0	None
300	98.7	1	Occupant #1
1	0.3	2	Occupant #2

Variable	Name	Format	Type	Length
v308	OCCUPANT AGE	FOCCAGE	Numeric	3

<u>N</u>	<u>Prcnt</u>	<u>Code</u>	<u>Label</u>
2	0.7	20	20 years
1	0.3	21	21 years
2	0.7	22	22 years
1	0.3	23	23 years
3	1.0	24	24 years
2	0.7	26	26 years
7	2.3	27	27 years
5	1.6	28	28 years
7	2.3	29	29 years
3	1.0	30	30 years
5	1.6	31	31 years
7	2.3	32	32 years
5	1.6	33	33 years
3	1.0	34	34 years
8	2.6	35	35 years
4	1.3	36	36 years
6	2.0	37	37 years
6	2.0	38	38 years
11	3.6	39	39 years
8	2.6	40	40 years
10	3.3	41	41 years
8	2.6	42	42 years
6	2.0	43	43 years
10	3.3	44	44 years
2	0.7	45	45 years

BUSES INVOLVED IN FATAL ACCIDENTS, 2007
OCCUPANT VARIABLES

<u>N</u>	<u>Prcnt</u>	<u>Code</u>	<u>Label</u>
5	1.6	46	46 years
6	2.0	47	47 years
11	3.6	48	48 years
11	3.6	49	49 years
6	2.0	50	50 years
8	2.6	51	51 years
6	2.0	52	52 years
12	3.9	53	53 years
6	2.0	54	54 years
8	2.6	55	55 years
16	5.3	56	56 years
5	1.6	57	57 years
9	3.0	58	58 years
8	2.6	59	59 years
11	3.6	60	60 years
4	1.3	61	61 years
3	1.0	62	62 years
4	1.3	63	63 years
6	2.0	64	64 years
2	0.7	65	65 years
6	2.0	66	66 years
2	0.7	68	68 years
2	0.7	69	69 years
6	2.0	70	70 years
2	0.7	71	71 years
2	0.7	73	73 years
1	0.3	76	76 years
4	1.3	99	Unknown

Variable	Name	Format	Type	Length
v309	OCCUPANT SEX	FSEX	Numeric	3

<u>N</u>	<u>Prcnt</u>	<u>Code</u>	<u>Label</u>
198	65.1	1	Male
103	33.9	2	Female
3	1.0	9	Unknown

Variable	Name	Format	Type	Length
v310	OCCUPANT TYPE	FPTYP94F	Numeric	3

<u>N</u>	<u>Prcnt</u>	<u>Code</u>	<u>Label</u>
301	99.0	1	Driver of a motor vehicle in-transport
3	1.0	99	Unknown occupant type

Variable	Name	Format	Type	Length
v311	OCC SEATING POSITION	FSEAT82F	Numeric	3

OCCUPANT SEATING POSITION

<u>N</u>	<u>Prcnt</u>	<u>Code</u>	<u>Label</u>
301	99.0	11	Front seat - left side (driver's side)
3	1.0	99	Unknown

Variable	Name	Format	Type	Length
v312	RESTRAINT SYSTEM USE	FRUSE94F	Numeric	3

<u>N</u>	<u>Prcnt</u>	<u>Code</u>	<u>Label</u>
24	7.9	0	None used/not applicable - not a motor vehicle occupant
38	12.5	2	Lap belt
203	66.8	3	Lap and shoulder belt
39	12.8	99	Unknown

Variable	Name	Format	Type	Length
v313	AIR BAG AVAIL/FUNCTION	FAIRB98F	Numeric	3

AIRBAG AVAILABILITY -- DEPLOYMENT

<u>N</u>	<u>Prcnt</u>	<u>Code</u>	<u>Label</u>
Deployed (for this seat)			
5	1.6	1	From the front (steering wheel, dashboard)
1	0.3	2	From the side (door, seat, canopy)
0	0.0	7	From other direction (knee, airbelt, etc.)
0	0.0	8	From multiple direction
5	1.6	9	From unknown direction
Not deployed (for this seat)			
11	3.6	20	Airbag available - no deployment

BUSES INVOLVED IN FATAL ACCIDENTS, 2007
OCCUPANT VARIABLES

<u>N</u>	<u>Prcnt</u>	<u>Code</u>	<u>Label</u>
0	0.0	28	Airbag available - switched off
			Unknown if deployed
1	0.3	29	Airbag available - unknown if deployed
			Not available
277	91.1	30	Not available (this seat)
0	0.0	31	Previously deployed/not replaced
0	0.0	32	Disabled/removed
4	1.3	99	Unknown if airbag available (for this seat)

Variable	Name	Format	Type	Length
v314	OCCUPANT EJECTION	FEJEC07F	Numeric	3

<u>N</u>	<u>Prcnt</u>	<u>Code</u>	<u>Label</u>
292	96.1	0	Not ejected – not applicable
8	2.6	1	Totally ejected
1	0.3	2	Partially ejected
3	1.0	9	Unknown

Variable	Name	Format	Type	Length
v315	EJECTION PATH	FEPATH	Numeric	3

<u>N</u>	<u>Prcnt</u>	<u>Code</u>	<u>Label</u>
292	96.1	0	Not ejected – not applicable
1	0.3	1	Side door opening
1	0.3	2	Side window
2	0.7	3	Windshield
0	0.0	4	Back window
0	0.0	5	Back door/tailgate opening
0	0.0	6	Roof opening (sunroof, convertible top down)
0	0.0	7	Roof (convertible top up)
0	0.0	8	Other path (e.g., back of pickup truck)
8	2.6	9	Unknown/unknown path

Variable	Name	Format	Type	Length
v316	OCCUPANT EXTRICATION	FEXTR	Numeric	3

<u>N</u>	<u>Prcnt</u>	<u>Code</u>	<u>Label</u>
289	95.1	0	Not extricated - not applicable
10	3.3	1	Extricated
5	1.6	9	Unknown

Variable	Name	Format	Type	Length
v321	DRUG INVOLVEMENT	FDRUGS	Numeric	3

POLICE REPORTED OTHER DRUG INVOLVEMENT

<u>N</u>	<u>Prcnt</u>	<u>Code</u>	<u>Label</u>
100	32.9	0	No (other drugs not involved)
0	0.0	1	Yes (other drugs involved)
191	62.8	8	Not reported
13	4.3	9	Unknown (police reported as unknown)

Variable	Name	Format	Type	Length
v322	DRUG DETERMINATION	FDRUGDET	Numeric	3

METHOD OTHER DRUG DETERMINATION (POLICE)

<u>N</u>	<u>Prcnt</u>	<u>Code</u>	<u>Label</u>
8	2.6	1	Evidential test (blood, urine)
5	1.6	2	Drug Recognition Technician determined
2	0.7	3	Behavioral
27	8.9	7	Other
262	86.2	8	Not reported

Variable	Name	Format	Type	Length
v323	DRUG TEST TYPE #1	FDR_TEST	Numeric	3

<u>N</u>	<u>Prcnt</u>	<u>Code</u>	<u>Label</u>
203	66.8	0	Not tested for drugs
46	15.1	1	Blood test
10	3.3	2	Urine test
3	1.0	3	Blood and urine tests
4	1.3	7	Unknown test type

BUSES INVOLVED IN FATAL ACCIDENTS, 2007
OCCUPANT VARIABLES

<u>N</u>	<u>Prcnt</u>	<u>Code</u>	<u>Label</u>
0	0.0	8	Other type test
38	12.5	9	Unknown if tested for drugs

Variable	Name	Format	Type	Length
v324	DRUG TEST RESULTS #1	FDR93RES	Numeric	3

<u>N</u>	<u>Prcnt</u>	<u>Code</u>	<u>Label</u>
203	66.8	0	Not tested for drugs
46	15.1	1	No drugs reported
1	0.3	100	
		-	Narcotic drug
0	0.0	295	
0	0.0	300	
		-	Depressant drug
0	0.0	395	
0	0.0	400	
		-	Stimulant drug
0	0.0	495	
0	0.0	500	
		-	Hallucinogen drug
0	0.0	595	
0	0.0	600	
		-	Cannabinoid drug
0	0.0	695	
0	0.0	700	
		-	Phencylidine (PCP)
0	0.0	795	
0	0.0	800	
		-	Anabolic steroid
0	0.0	895	

BUSES INVOLVED IN FATAL ACCIDENTS, 2007
FARS OCCUPANT VARIABLES

<u>N</u>	<u>Prcnt</u>	<u>Code</u>	<u>Label</u>
0	0.0	900	
		-	Inhalant drug
0	0.0	995	
0	0.0	996	Other drug
15	4.9	997	Tested for drugs, results unknown
38	12.5	999	Unknown if tested for drugs

Variable	Name	Format	Type	Length
v325	DRUG TEST TYPE #2	FDR_TEST	Numeric	3

<u>N</u>	<u>Prcnt</u>	<u>Code</u>	<u>Label</u>
265	87.2	0	Not tested for drugs
5	1.6	1	Blood test
1	0.3	2	Urine test
0	0.0	3	Blood and urine tests
0	0.0	7	Unknown test type
0	0.0	8	Other type test
33	10.9	9	Unknown if tested for drugs

Variable	Name	Format	Type	Length
v326	DRUG TEST RESULTS #2	FDR93RES	Numeric	3

<u>N</u>	<u>Prcnt</u>	<u>Code</u>	<u>Label</u>
265	87.2	0	Not tested for drugs
5	1.6	1	No drugs reported
0	0.0	997	Tested for drugs, results unknown
0	0.0	998	Tested for drugs, drugs found, type unknown
33	10.9	999	Unknown if tested for drugs

Variable	Name	Format	Type	Length
v327	DRUG TEST TYPE #3	FDR_TEST	Numeric	3

<u>N</u>	<u>Prcnt</u>	<u>Code</u>	<u>Label</u>
265	87.2	0	Not tested for drugs
5	1.6	1	Blood test
1	0.3	2	Urine test
0	0.0	3	Blood and urine tests
0	0.0	7	Unknown test type

BUSES INVOLVED IN FATAL ACCIDENTS, 2007
OCCUPANT VARIABLES

<u>N</u>	<u>Prcnt</u>	<u>Code</u>	<u>Label</u>
0	0.0	8	Other type test
33	10.9	9	Unknown if tested for drugs

Variable	Name	Format	Type	Length
v328	DRUG TEST RESULTS #3	FDR93RES	Numeric	3

<u>N</u>	<u>Prcnt</u>	<u>Code</u>	<u>Label</u>
265	87.2	0	Not tested for drugs
5	1.6	1	No drugs reported
1	0.3	996	Other drug
0	0.0	997	Tested for drugs, results unknown
0	0.0	998	Tested for drugs, drugs found, type unknown
33	10.9	999	Unknown if tested for drugs

Variable	Name	Format	Type	Length
v329	OCCUPANT INJURY SEVERITY	FINJURY	Numeric	3

<u>N</u>	<u>Prcnt</u>	<u>Code</u>	<u>Label</u>
184	60.5	0	O - no injury
53	17.4	1	C - possible injury
30	9.9	2	B - nonincapacitating evident injury
15	4.9	3	A - incapacitating injury
18	5.9	4	K - fatal injury
1	0.3	5	Injured, severity unknown
0	0.0	6	Died prior to accident
3	1.0	9	Unknown

Variable	Name	Format	Type	Length
v330	OCC TAKEN TO HOSPITAL	FHOSPIT	Numeric	3

TRANSPORTED FOR TREATMENT BY

<u>N</u>	<u>Prcnt</u>	<u>Code</u>	<u>Label</u>
210	69.1	0	Not transported
85	28.0	1	Yes, emergency medical services
2	0.7	3	Yes, other
7	2.3	9	Unknown

BUSES INVOLVED IN FATAL ACCIDENTS, 2007
FARS OCCUPANT VARIABLES

Variable	Name	Format	Type	Length
v331	OCC DEATH DATE - MONTH		Numeric	3

<u>N</u>	<u>Prcnt</u>	<u>Code</u>	<u>Label</u>
283	93.1	0	Not applicable
1	0.3	1	January
1	0.3	2	February
4	1.3	3	March
2	0.7	4	April
2	0.7	5	May
2	0.7	6	June
2	0.7	7	July
1	0.3	8	August
2	0.7	10	October
1	0.3	12	December
3	1.0	99	Unknown

Variable	Name	Format	Type	Length
v332	OCC DEATH DATE - DAY		Numeric	3

<u>N</u>	<u>Prcnt</u>	<u>Code</u>	<u>Label</u>
283	93.1	0	Not applicable
1	0.3	2	
		-	Day of month
1	0.3	29	
3	1.0	99	Unknown

Variable	Name	Format	Type	Length
v333	OCC DEATH DATE - YEAR		Numeric	4

<u>N</u>	<u>Prcnt</u>	<u>Code</u>	<u>Label</u>
283	93.1	0	Not applicable
18	5.9	2007	2007
3	1.0	9999	Unknown

Variable	Name	Format	Type	Length
v334	OCC DEATH TIME - HOURS	FACHOUR	Numeric	3

<u>N</u>	<u>Prcnt</u>	<u>Code</u>	<u>Label</u>
283	93.1	0	12:01 am - 12:59 am or not applicable

BUSES INVOLVED IN FATAL ACCIDENTS, 2007
OCCUPANT VARIABLES

<u>N</u>	<u>Prcnt</u>	<u>Code</u>	<u>Label</u>
2	0.7	2	2:00 am - 2:59 am
1	0.3	4	4:00 am - 4:59 am
1	0.3	5	5:00 am - 5:59 am
2	0.7	6	6:00 am - 6:59 am
1	0.3	7	7:00 am - 7:59 am
1	0.3	11	11:00 am - 11:59 am
3	1.0	14	2:00 pm - 2:59 pm
1	0.3	17	5:00 pm - 5:59 pm
2	0.7	20	8:00 pm - 8:59 pm
4	1.3	23	11:00 pm - 11:59 pm
3	1.0	99	Unknown

Variable	Name	Format	Type	Length
v335	OCC DEATH TIME - MINUTES		Numeric	3

<u>N</u>	<u>Prcnt</u>	<u>Code</u>	<u>Label</u>
283	93.1	0	
		-	Minute
2	0.7	50	
3	1.0	99	Unknown

Variable	Name	Format	Type	Length
v336	LAG TIME ACC/DEATH - HRS		Numeric	3

<u>N</u>	<u>Prcnt</u>	<u>Code</u>	<u>Label</u>
13	4.3	0	
		-	Actual time in hours
1	0.3	48	
286	94.1	999	Unknown

Variable	Name	Format	Type	Length
v342	OCC FATAL INJURY AT WORK	FWORKINJ	Numeric	3

<u>N</u>	<u>Prcnt</u>	<u>Code</u>	<u>Label</u>
1	0.3	0	No
14	4.6	1	Yes
283	93.1	8	Not applicable (not a fatality)
6	2.0	9	Unknown

Variable	Name	Format	Type	Length
v345	OCC ALCOHOL INVOLVEMENT	FDRINK	Numeric	3

<u>N</u>	<u>Prcnt</u>	<u>Code</u>	<u>Label</u>
211	69.4	0	No (alcohol not involved)
3	1.0	1	Yes (alcohol involved)
76	25.0	8	Not reported
14	4.6	9	Unknown (police reported)

Variable	Name	Format	Type	Length
v346	OCC METH ALC DETERMINAT	FALC_D	Numeric	3

METHOD OF ALCOHOL DETERMINATION (POLICE)

<u>N</u>	<u>Prcnt</u>	<u>Code</u>	<u>Label</u>
17	5.6	1	Evidential test (breath, blood, urine)
5	1.6	2	Preliminary Breath Test
2	0.7	3	Behavioral
0	0.0	4	Passive Alcohol Sensor
52	17.1	5	Observed
1	0.3	8	Other (e.g., saliva test)
227	74.7	9	Not reported

Variable	Name	Format	Type	Length
v347	ALCOHOL TEST TYPE	FTESTTYP	Numeric	3

<u>N</u>	<u>Prcnt</u>	<u>Code</u>	<u>Label</u>
173	56.9	0	Not tested for alcohol
68	22.4	1	Whole blood
12	3.9	2	Breathalyzer
4	1.3	3	Urine
0	0.0	4	Vitreous
1	0.3	5	Blood plasma/serum
0	0.0	6	Blood clot
0	0.0	7	Liver
0	0.0	8	Other test type
7	2.3	10	Preliminary Breath Test
39	12.8	99	Unknown/not reported

BUSES INVOLVED IN FATAL ACCIDENTS, 2007
OCCUPANT VARIABLES

Variable	Name	Format	Type	Length
v348	OCC ALCOHOL TEST RESULT	FT_RES	Numeric	3

<u>N</u>	<u>Prcnt</u>	<u>Code</u>	<u>Label</u>
84	27.6	0	Blood alcohol content test result < 0.01%
1	0.3	22	22
0	0.0	94	.94 or greater
0	0.0	95	Test refused
173	56.9	96	None given
7	2.3	97	Alcohol content test performed, results unknown
0	0.0	98	Positive reading with no actual value
39	12.8	99	Unknown if tested

Variable	Name	Format	Type	Length
v361	RACE	FRACE	Numeric	3

<u>N</u>	<u>Prcnt</u>	<u>Code</u>	<u>Label</u>
283	93.1	0	Not a fatality (not applicable)
10	3.3	1	White
6	2.0	2	Black
0	0.0	3	American Indian (includes Aleuts and Eskimos)
			Asian or Pacific Islander
0	0.0	4	Chinese
0	0.0	5	Japanese
0	0.0	6	Hawaiian (includes part-Hawaiian)
0	0.0	7	Filipino
0	0.0	18	Asian Indian
0	0.0	19	Other Indian (includes South Central America, not American/Asian Indians)
0	0.0	28	Korean
0	0.0	38	Samoan
0	0.0	48	Vietnamese
0	0.0	58	Guamanian
0	0.0	68	Other Asian or Pacific Islander
0	0.0	78	Asian or Pacific Islander, no specific (individual) race
0	0.0	97	Multiple races (individuals races not specified; ex. "mixed")
0	0.0	98	All other races
5	1.6	99	Unknown

BUSES INVOLVED IN FATAL ACCIDENTS, 2007
 FARS OCCUPANT VARIABLES

Variable	Name	Format	Type	Length
v362	HISPANIC ORIGIN	FHISPAN	Numeric	3

<u>N</u>	<u>Prcnt</u>	<u>Code</u>	<u>Label</u>
283	93.1	0	Not a fatality (not applicable)
0	0.0	1	Mexican
0	0.0	2	Puerto Rican
0	0.0	3	Cuban
0	0.0	4	Central or South American
0	0.0	5	European Spanish
1	0.3	6	Hispanic, origin not specified or other origin
14	4.6	7	Non-Hispanic
6	2.0	99	Unknown

Variable	Name	Format	Type	Length
v363	OCC DEAD ON ARRIVAL	FDOA01F	Numeric	3

<u>N</u>	<u>Prcnt</u>	<u>Code</u>	<u>Label</u>
289	95.1	0	Not applicable (non-fatals/victims dying other than scene)
12	3.9	7	Died at scene
0	0.0	8	Died en route
3	1.0	9	Fatal, unknown location

BUSES INVOLVED IN FATAL ACCIDENTS, 2007
OCCUPANT VARIABLES

The SURVEY Variables

Information in variables 1110 through 1870 was collected by the BIFA interview.

Variable	Name	Format	Type	Length
v1110	BUS MAKE	V1110_F	Numeric	4

<u>N</u>	<u>Prcnt</u>	<u>Code</u>	<u>Label</u>
0	0.0	1	AM General
3	1.0	7	Dodge
24	7.9	12	Ford
11	3.6	20	Chevrolet
7	2.3	23	GMC
0	0.0	51	Volvo
13	4.3	82	Freightliner
61	20.1	84	International Harvester
22	7.2	90	Blue Bird
0	0.0	91	Eagle Coach
14	4.6	92	Gillig
31	10.2	93	MCI
7	2.3	94	Thomas Built
4	1.3	111	Flxible/Grumman Flxible
4	1.3	112	Neoplan
24	7.9	113	New Flyer
0	0.0	114	Ontario
4	1.3	115	TMC
15	4.9	116	Orion
6	2.0	117	Prevost
11	3.6	118	Van Hool
22	7.2	201	NABI
6	2.0	202	Nova
15	4.9	998	Other
0	0.0	999	Unknown

Variable	Name	Format	Type	Length
v1130	MODEL YEAR	V1130_F	Numeric	4

<u>N</u>	<u>Prcnt</u>	<u>Code</u>	<u>Label</u>
1	0.3	1978	1978
1	0.3	1980	1980
2	0.7	1981	1981
1	0.3	1983	1983

BUSES INVOLVED IN FATAL ACCIDENTS, 2007
SURVEY VARIABLES

<u>N</u>	<u>Prcnt</u>	<u>Code</u>	<u>Label</u>
1	0.3	1985	1985
1	0.3	1987	1987
1	0.3	1988	1988
10	3.3	1989	1989
2	0.7	1990	1990
1	0.3	1991	1991
4	1.3	1992	1992
3	1.0	1993	1993
5	1.6	1994	1994
13	4.3	1995	1995
9	3.0	1996	1996
20	6.6	1997	1997
25	8.2	1998	1998
22	7.2	1999	1999
28	9.2	2000	2000
34	11.2	2001	2001
23	7.6	2002	2002
29	9.5	2003	2003
16	5.3	2004	2004
20	6.6	2005	2005
16	5.3	2006	2006
13	4.3	2007	2007
3	1.0	2008	2008

Variable	Name	Format	Type	Length
v1140	FRONT OF BUS	V1140_F	Numeric	4

<u>N</u>	<u>Prcnt</u>	<u>Code</u>	<u>Label</u>
112	36.8	1	Conventional hood
187	61.5	2	Flat front
5	1.6	8	Other

Variable	Name	Format	Type	Length
v1170	BUS MODEL	\$CHAR10	Char	10

<u>N</u>	<u>Prcnt</u>	<u>Code</u>	<u>Label</u>
2	0.7	102A3	
		-	Model name or number
1	0.3	XB	

BUSES INVOLVED IN FATAL ACCIDENTS, 2007
SURVEY VARIABLES

Variable	Name	Format	Type	Length
v1180	BUS TYPE	V1180_F	Numeric	4

<u>N</u>	<u>Prcnt</u>	<u>Code</u>	<u>Label</u>
6	2.0	1	Type A school bus
2	0.7	2	Type B school bus
68	22.4	3	Type C school bus
36	11.8	4	Type D school bus
99	32.6	5	Flat front (like transit or shuttle)
10	3.3	6	Big cowl and chassis
52	17.1	7	High platform
13	4.3	8	Small cowl and chassis
9	3.0	9	Van
9	3.0	98	Other

Variable	Name	Format	Type	Length
v1190	DESCRIPTION OF BUS	\$CHAR50	Char	50

<u>N</u>	<u>Prcnt</u>	<u>Label</u>
1	0.3	Amphibious sightseeing bus
1	0.3	Articulated electric trolley bus
7	2.3	Articulated heavy-duty transit bus
1	0.3	Conventional-hood activities bus
3	1.0	Conventional-hood bus
2	0.7	Conventional-hood bus with wheelchair lift
1	0.3	Electric trolley bus
84	27.6	Heavy-duty transit bus
2	0.7	Inmate security van
7	2.3	Large passenger van
1	0.3	Limousine bus
47	15.5	Long-distance coach
3	1.0	Long-distance commuter coach
1	0.3	Long-distance executive coach
8	2.6	Paratransit bus
2	0.7	Recycled school bus
1	0.3	Recycled small school bus
1	0.3	Retired bus
100	32.9	School bus
7	2.3	Shuttle bus
4	1.3	Small school bus
5	1.6	Small shuttle bus

BUSES INVOLVED IN FATAL ACCIDENTS, 2007
SURVEY VARIABLES

<u>N</u>	<u>Prcnt</u>	<u>Label</u>
3	1.0	Small special needs school bus
5	1.6	Special needs school bus
3	1.0	Stretch limousine
4	1.3	Trolley replica bus

Variable	Name	Format	Type	Length
v1200	NUMBER OF AXLES	V1200_F	Numeric	4

<u>N</u>	<u>Prcnt</u>	<u>Code</u>	<u>Label</u>
244	80.3	2	2 axles
58	19.1	3	3 axles
2	0.7	9	Unknown

Variable	Name	Format	Type	Length
v1220	PASSENGER SEATING CAPACITY	V1220_F	Numeric	4

<u>N</u>	<u>Prcnt</u>	<u>Code</u>	<u>Label</u>
3	1.0	10	10 seats
1	0.3	11	11 seats
7	2.3	12	12 seats
1	0.3	13	13 seats
6	2.0	14	14 seats
3	1.0	15	15 seats
3	1.0	20	20 seats
4	1.3	22	22 seats
3	1.0	24	24 seats
2	0.7	25	25 seats
2	0.7	27	27 seats
8	2.6	28	28 seats
1	0.3	29	29 seats
6	2.0	30	30 seats
4	1.3	32	32 seats
1	0.3	33	33 seats
2	0.7	34	34 seats
4	1.3	35	35 seats
3	1.0	36	36 seats
13	4.3	38	38 seats
5	1.6	39	39 seats
14	4.6	40	40 seats
1	0.3	41	41 seats

BUSES INVOLVED IN FATAL ACCIDENTS, 2007
SURVEY VARIABLES

<u>N</u>	<u>Prcnt</u>	<u>Code</u>	<u>Label</u>
2	0.7	42	42 seats
11	3.6	43	43 seats
4	1.3	44	44 seats
3	1.0	45	45 seats
2	0.7	46	46 seats
3	1.0	47	47 seats
10	3.3	48	48 seats
4	1.3	49	49 seats
6	2.0	50	50 seats
3	1.0	52	52 seats
5	1.6	54	54 seats
13	4.3	55	55 seats
9	3.0	56	56 seats
4	1.3	57	57 seats
1	0.3	58	58 seats
5	1.6	60	60 seats
2	0.7	62	62 seats
1	0.3	64	64 seats
18	5.9	65	65 seats
8	2.6	66	66 seats
1	0.3	68	68 seats
5	1.6	70	70 seats
8	2.6	71	71 seats
11	3.6	72	72 seats
1	0.3	74	74 seats
1	0.3	76	76 seats
7	2.3	77	77 seats
3	1.0	78	78 seats
1	0.3	81	81 seats
1	0.3	82	82 seats
12	3.9	84	84 seats
4	1.3	995	8 – 14 seats
38	12.5	996	15 or more seats

BUSES INVOLVED IN FATAL ACCIDENTS, 2007
SURVEY VARIABLES

Variable	Name	Format	Type	Length
v1310	DESCRIPTION OF OPERATING AUTHORITY	\$CHAR50	Char	50

OPERATING AUTHORITY

<u>N</u>	<u>Prcnt</u>	<u>Label</u>
1	0.3	Adult foster care facility resident transportation
1	0.3	After school community center program
1	0.3	Airport shuttle service
1	0.3	Bicycle tour company transporting customers
1	0.3	Bus manufacturer sales operation transferring bus
1	0.3	Casino patron limousine service
1	0.3	Charter school student transportation
31	10.2	Charter service
1	0.3	Church group charter service
3	1.0	Church use
1	0.3	Contracted carrier for department of corrections
3	1.0	Contracted carrier for employee shuttle service
1	0.3	Contracted carrier for on-demand shuttle service
1	0.3	Contracted carrier for private day care preschool
2	0.7	Contracted carrier for school athletic activity
1	0.3	Contracted carrier for school day camp
24	7.9	Contracted carrier for school district
1	0.3	Contracted carrier for transit authority
1	0.3	County department of corrections
1	0.3	County special mobility bus service
1	0.3	Dealer transporting used bus for resale
1	0.3	Debate team trip for public school district
1	0.3	Diverted airline passenger charter service
1	0.3	Family reunion charter service
3	1.0	Farm labor transportation
1	0.3	Hotel guest shuttle service
1	0.3	International and intercity passenger service
8	2.6	Interstate passenger and express freight
1	0.3	Interstate passenger service
2	0.7	Limousine service
2	0.7	Municipal shuttle service
3	1.0	Municipal transit service
1	0.3	Non-profit community service organization
2	0.7	Non-profit social services agency
1	0.3	Nursing home resident transportation
1	0.3	On-demand shuttle service of regional authority

BUSES INVOLVED IN FATAL ACCIDENTS, 2007
SURVEY VARIABLES

<u>N</u>	<u>Prcnt</u>	<u>Label</u>
1	0.3	Parish department of corrections
1	0.3	Private day care center transportation
79	26.0	Public school district
2	0.7	Public school district activities transportation
1	0.3	Public school district field trip
2	0.7	Scheduled route and on-demand service regional area
1	0.3	Scheduled route and paratransit regional urban
3	1.0	Scheduled route and paratransit regional urban area
2	0.7	Scheduled route regional area
89	29.3	Scheduled route regional urban area
5	1.6	Scheduled route urban area
1	0.3	Shuttle service
3	1.0	Sightseeing charter service
1	0.3	State special mobility bus service
1	0.3	Tourist shuttle charter service
1	0.3	University athletic team charter service
3	1.0	Unknown

Variable	Name	Format	Type	Length
v1350	BUS OPERATOR TYPE	V1350_F	Numeric	4

<u>N</u>	<u>Prcnt</u>	<u>Code</u>	<u>Label</u>
84	27.6	1	School district
104	34.2	2	Urban transit authority
10	3.3	3	Scheduled intercity
40	13.2	4	Charter bus
0	0.0	5	Private company (not passenger transport)
7	2.3	6	Non-government organization
9	3.0	7	Non-educational unit of government
0	0.0	8	Private individual for personal transportation
27	8.9	9	Contractor for school district
20	6.6	98	Other
3	1.0	99	Unknown

Variable	Name	Format	Type	Length
v1360	AREA OF OPERATION	V1360_F	Numeric	4

<u>N</u>	<u>Prcnt</u>	<u>Code</u>	<u>Label</u>
112	36.8	1	Interstate

BUSES INVOLVED IN FATAL ACCIDENTS, 2007
SURVEY VARIABLES

<u>N</u>	<u>Prcnt</u>	<u>Code</u>	<u>Label</u>
169	55.6	2	Intrastate
23	7.6	9	Unknown

Variable	Name	Format	Type	Length
v1370	OPERATING AUTHORITY	V1370_F	Numeric	4

<u>N</u>	<u>Prcnt</u>	<u>Code</u>	<u>Label</u>
15	4.9	1	Private
90	29.6	2	For hire
196	64.5	3	Government owned
3	1.0	9	Unknown

Variable	Name	Format	Type	Length
v1380	TRIP TYPE	V1380_F	Numeric	4

<u>N</u>	<u>Prcnt</u>	<u>Code</u>	<u>Label</u>
239	78.6	1	Local
16	5.3	2	51 to 100 miles
5	1.6	3	101 to 150 miles
0	0.0	4	151 to 200 miles
16	5.3	5	201 to 500 miles
9	3.0	6	Over 500 miles
2	0.7	7	Unknown over-the-road trip distance
17	5.6	9	Unknown

Variable	Name	Format	Type	Length
v1510	HOURS OF DRIVING	6	Numeric	4

<u>N</u>	<u>Prcnt</u>	<u>Code</u>	<u>Label</u>
57	18.8	1	1 hour
31	10.2	2	2 hours
44	14.5	3	3 hours
34	11.2	4	4 hours
23	7.6	5	5 hours
19	6.3	6	6 hours
15	4.9	7	7 hours
6	2.0	8	8 hours
1	0.3	9	9 hours
1	0.3	12	12 hours

BUSES INVOLVED IN FATAL ACCIDENTS, 2007
SURVEY VARIABLES

<u>N</u>	<u>Prcnt</u>	<u>Code</u>	<u>Label</u>
11	3.6	96	Unknown, but under legal limit
1	0.3	97	Unknown, but over legal limit
1	0.3	98	Unoccupied
60	19.7	99	Unknown

Variable	Name	Format	Type	Length
v1520	COMPENSATION-HOURLY	V1520_F	Numeric	4

<u>N</u>	<u>Prcnt</u>	<u>Code</u>	<u>Label</u>
212	69.7	1	Yes
42	13.8	2	No
50	16.4	9	Unknown

Variable	Name	Format	Type	Length
v1530	COMPENSATION-MILEAGE	V1530_F	Numeric	4

<u>N</u>	<u>Prcnt</u>	<u>Code</u>	<u>Label</u>
5	1.6	1	Yes
249	81.9	2	No
50	16.4	9	Unknown

Variable	Name	Format	Type	Length
v1540	COMPENSATION-TIPS	V1540_F	Numeric	4

<u>N</u>	<u>Prcnt</u>	<u>Code</u>	<u>Label</u>
1	0.3	1	Yes
253	83.2	2	No
50	16.4	9	Unknown

Variable	Name	Format	Type	Length
v1550	COMPENSATION-PERCENT REVENUE	V1550_F	Numeric	4

<u>N</u>	<u>Prcnt</u>	<u>Code</u>	<u>Label</u>
0	0.0	1	Yes
254	83.6	2	No
50	16.4	9	Unknown

BUSES INVOLVED IN FATAL ACCIDENTS, 2007
SURVEY VARIABLES

Variable	Name	Format	Type	Length
v1560	COMPENSATION-SALARY	V1560_F	Numeric	4

<u>N</u>	<u>Prcnt</u>	<u>Code</u>	<u>Label</u>
13	4.3	1	Yes
241	79.3	2	No
50	16.4	9	Unknown

Variable	Name	Format	Type	Length
v1570	COMPENSATION-DRIVER OWNER	V1570_F	Numeric	4

<u>N</u>	<u>Prcnt</u>	<u>Code</u>	<u>Label</u>
2	0.7	1	Yes
252	82.9	2	No
50	16.4	9	Unknown

Variable	Name	Format	Type	Length
v1580	COMPENSATION-DRIVER VOLUNTEER	V1580_F	Numeric	4

<u>N</u>	<u>Prcnt</u>	<u>Code</u>	<u>Label</u>
3	1.0	1	Yes
251	82.6	2	No
50	16.4	9	Unknown

Variable	Name	Format	Type	Length
v1590	COMPENSATION-DRIVER PRIMARY EMP NOT BUS DRIVER	V1590_F	Numeric	4

DRIVER'S PRIMARY EMPLOYMENT IS NOT AS A BUS DRIVER

<u>N</u>	<u>Prcnt</u>	<u>Code</u>	<u>Label</u>
7	2.3	1	Yes
247	81.3	2	No
50	16.4	9	Unknown

Variable	Name	Format	Type	Length
v1600	COMPENSATION-OTHER	V1600_F	Numeric	4

<u>N</u>	<u>Prcnt</u>	<u>Code</u>	<u>Label</u>
18	5.9	1	Yes

<u>N</u>	<u>Prcnt</u>	<u>Code</u>	<u>Label</u>
236	77.6	2	No
50	16.4	9	Unknown

Variable	Name	Format	Type	Length
v1610	DESCRIPTION OF COMPENSATION	\$CHAR50	Char	50

COMPENSATION METHOD

<u>N</u>	<u>Prcnt</u>	<u>Label</u>
1	0.3	Base salary plus hourly for hours over daily base
1	0.3	Bus company owner substituting for absent driver
2	0.7	Church volunteer
226	74.3	Compensation coded
1	0.3	Dealership employee transferring used bus
1	0.3	Driver is also direct care staff worker
2	0.7	Driver is also law enforcement officer
1	0.3	Driver is also nursing home staff member
1	0.3	Driver is also owner of dealership
1	0.3	Driver/owner is also supervisor of farm labor crew
1	0.3	No driver -- bus was parked
4	1.3	Paid by day
1	0.3	Paid by day plus mileage
1	0.3	Paid by day plus tips
1	0.3	Paid by mile plus layover time
1	0.3	Paid by passengers per trip
3	1.0	Paid by route
2	0.7	Paid by run
3	1.0	Paid by trip
50	16.4	Unknown

Variable	Name	Format	Type	Length
v1710	ACCIDENT TYPE	V1710_F	Numeric	4

<u>N</u>	<u>Prcnt</u>	<u>Code</u>	<u>Label</u>
2	0.7	0	No impact
5	1.6	1	Drive off road, right
		-	Diagram number (see appendix)
2	0.7	97	Untripped rollover
21	6.9	98	Other accident type
0	0.0	99	Unknown

BUSES INVOLVED IN FATAL ACCIDENTS, 2007
SURVEY VARIABLES

Variable	Name	Format	Type	Length
v1720	PEDESTRIAN FATALITY	V1720_F	Numeric	4

<u>N</u>	<u>Prcnt</u>	<u>Code</u>	<u>Label</u>
0	0.0	0	Not applicable
10	3.3	1	Discharged passenger
2	0.7	2	Intended passenger
66	21.7	3	Not related to bus
222	73.0	97	No non-motorist involvement
4	1.3	99	Unknown

Variable	Name	Format	Type	Length
v1830	INTERVIEW CONDUCTED	V1830_F	Numeric	4

<u>N</u>	<u>Prcnt</u>	<u>Code</u>	<u>Label</u>
245	80.6	1	Yes
59	19.4	2	No

Variable	Name	Format	Type	Length
v1840	POLICE REPORT	V1840_F	Numeric	4

<u>N</u>	<u>Prcnt</u>	<u>Code</u>	<u>Label</u>
303	99.7	1	Yes
1	0.3	2	No

Variable	Name	Format	Type	Length
v1850	FAX/MAIL	V1850_F	Numeric	4

INFORMATION RECEIVED BY FAX OR MAIL

<u>N</u>	<u>Prcnt</u>	<u>Code</u>	<u>Label</u>
48	15.8	1	Yes
256	84.2	2	No

Variables 1861 through 1870 indicate modifications to responses received from the interview. Also indicated here are deductions made by the editors to fill in missing data elements. The numbers coded in these variables are the question numbers on the interview form (see appendix).

Variable	Name	Format	Type	Length
v1861	1ST QUESTION DERIVED	V1861_F	Numeric	4

<u>N</u>	<u>Prcnt</u>	<u>Code</u>	<u>Label</u>
300	98.7	0	None
4	1.3	12	Question 12

Variable	Name	Format	Type	Length
v1862	2ND QUESTION DERIVED	V1862_F	Numeric	4

<u>N</u>	<u>Prcnt</u>	<u>Code</u>	<u>Label</u>
300	98.7	0	None
4	1.3	13	Question 13

Variable	Name	Format	Type	Length
v1863	3RD QUESTION DERIVED	V1863_F	Numeric	4

<u>N</u>	<u>Prcnt</u>	<u>Code</u>	<u>Label</u>
300	98.7	0	None
4	1.3	15	Question 15

Variable	Name	Format	Type	Length
v1864	4TH QUESTION DERIVED	V1864_F	Numeric	4

<u>N</u>	<u>Prcnt</u>	<u>Code</u>	<u>Label</u>
304	100.0	0	None

Variable	Name	Format	Type	Length
v1865	5TH QUESTION DERIVED	V1865_F	Numeric	4

<u>N</u>	<u>Prcnt</u>	<u>Code</u>	<u>Label</u>
304	100.0	0	None

BUSES INVOLVED IN FATAL ACCIDENTS, 2007
SURVEY VARIABLES

Variable	Name	Format	Type	Length
v1866	6TH QUESTION DERIVED	V1866_F	Numeric	4

<u>N</u>	<u>Prcnt</u>	<u>Code</u>	<u>Label</u>
304	100.0	0	None

Variable	Name	Format	Type	Length
v1867	7TH QUESTION DERIVED	V1867_F	Numeric	4

<u>N</u>	<u>Prcnt</u>	<u>Code</u>	<u>Label</u>
304	100.0	0	None

Variable	Name	Format	Type	Length
v1868	8TH QUESTION DERIVED	V1868_F	Numeric	4

<u>N</u>	<u>Prcnt</u>	<u>Code</u>	<u>Label</u>
304	100.0	0	None

Variable	Name	Format	Type	Length
v1869	9TH QUESTION DERIVED	V1869_F	Numeric	4

<u>N</u>	<u>Prcnt</u>	<u>Code</u>	<u>Label</u>
304	100.0	0	None

Variable	Name	Format	Type	Length
v1870	10TH QUESTION DERIVED	V1870_F	Numeric	4

<u>N</u>	<u>Prcnt</u>	<u>Code</u>	<u>Label</u>
304	100.0	0	None

BUSES INVOLVED IN FATAL ACCIDENTS, 2007
 SURVEY VARIABLES – VEHICLES NOT IN-TRANSPORT

SURVEY Variables for Vehicles Not In-Transport

Variable	Name	Format	Type	Length
v1140	FRONT OF BUS	V1140_F	Numeric	4

<u>N</u>	<u>Prcnt</u>	<u>Code</u>	<u>Label</u>
1	50.0	1	Conventional hood
1	50.0	2	Flat front

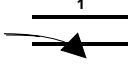
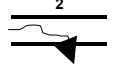
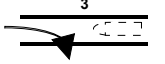

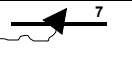





















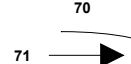
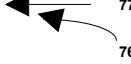

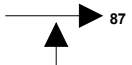

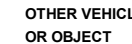
Variable	Name	Format	Type	Length
v1180	BUS TYPE	V1180_F	Numeric	4

<u>N</u>	<u>Prcnt</u>	<u>Code</u>	<u>Label</u>
1	50.0	5	Flat front (like transit or shuttle)
1	50.0	7	Small cowl and chassis

BUSES INVOLVED IN FATAL ACCIDENTS, 2007
SURVEY VARIABLES – VEHICLES NOT IN-TRANSPORT

APPENDIX

ACCIDENT TYPES (INCLUDES INTENT)

CATEGORY	CONFIGURATION		4	5
I SINGLE DRIVER	A. RIGHT ROADSIDE DEPARTURE	 DRIVE OFF ROAD  CONTROL/ TRACTION LOSS  AVOID COLLISION W/ VEHICLE, PEDESTRIAN, ANIMAL	SPECIFICS OTHER	SPECIFICS UNKNOWN
	B. LEFT ROADSIDE DEPARTURE	 DRIVE OFF ROAD  CONTROL/ TRACTION LOSS  AVOID COLLISION W/VEHICLE, PEDESTRIAN, ANIMAL	SPECIFICS OTHER	SPECIFICS UNKNOWN
	C. FORWARD IMPACT	 PARKED VEHICLE  STATIONARY OBJECT  PEDESTRIAN ANIMAL  END DEPARTURE	SPECIFICS OTHER	SPECIFICS UNKNOWN
II SAME TRAFFICWAY SAME DIRECTION	D. REAR-END	 STOPPED 21,22,23  SLOWER 25,26,27  DECELERATING 29,30,31	(EACH - 32) SPECIFICS OTHER	(EACH - 33) SPECIFICS UNKNOWN
	E. FORWARD IMPACT	 CONTROL/ TRACTION LOSS  CONTROL/ TRACTION LOSS  AVOID COLLISION WITH VEHICLE  AVOID COLLISION WITH OBJECT	(EACH - 42) SPECIFICS OTHER	(EACH - 43) SPECIFICS UNKNOWN
	F. SIDESWIPE ANGLE	 45  47	(EACH - 48) SPECIFICS OTHER	(EACH - 49) SPECIFICS UNKNOWN
III SAME TRAFFICWAY OPPOSITE DIRECTION	G. HEAD-ON	 51 LATERAL MOVE	(EACH - 52) SPECIFICS OTHER	(EACH - 53) SPECIFICS UNKNOWN
	H. FORWARD IMPACT	 CONTROL/ TRACTION LOSS  CONTROL/ TRACTION LOSS  AVOID COLLISION WITH VEHICLE  AVOID COLLISION WITH OBJECT	(EACH - 62) SPECIFICS OTHER	(EACH - 63) SPECIFICS UNKNOWN
	I. SIDESWIPE/ ANGLE	 65 LATERAL MOVE	(EACH - 66) SPECIFICS OTHER	(EACH - 67) SPECIFICS UNKNOWN
IV CHANGE TRAFFICWAY VEHICLE TURNING	J. TURN ACROSS PATH	 69 INITIAL OPPOSITE DIRECTIONS  71 INITIAL SAME DIRECTION	(EACH - 74) SPECIFICS OTHER	(EACH - 75) SPECIFICS UNKNOWN
	K. TURN INTO PATH	 76 TURN INTO SAME DIRECTION  78 TURN IN OPPOSITE DIRECTIONS	(EACH - 84) SPECIFICS OTHER	(EACH - 85) SPECIFICS UNKNOWN
V INTERSECTING PATH-VEHICLE DAMAGE	L. STRAIGHT PATHS	 87 88 89	(EACH - 90) SPECIFICS OTHER	(EACH - 91) SPECIFICS UNKNOWN
VI MISC.	M. BACKING ETC.	 92 BACKING VEHICLE  93 OTHER VEHICLE OR OBJECT	97 UNTRIPPED ROLLOVER 98 OTHER ACC TYPE 99 UNKNOWN ACC TYPE 00 NO IMPACT	

CENTER FOR NATIONAL TRUCK & BUS STATISTICS BUSES INVOLVED IN FATAL ACCIDENTS SURVEY

Accident Date _____ / _____ / **2007**
Month Day Year

ACCIDENT IDENTIFICATION *(fill out prior to interview)*

1. FARS State Code

_	_
1	2

 State of Accident _____

2. FARS Case No.

_	_	_	_
3	4	5	6

3. FARS Vehicle No.

_	_
7	8

NOTE: Put all information and calculations on this form.

5. Bus Model Year:

_	_	_	_
12	13	14	15

VEHICLE DESCRIPTION

4. Bus Make:
- | | | | |
|-------------------------|---|---|-----|
| AM General | [|] | 001 |
| Dodge | [|] | 007 |
| Ford | [|] | 012 |
| Chevrolet | [|] | 020 |
| GMC | [|] | 023 |
| Freightliner | [|] | 082 |
| International Harvester | [|] | 084 |
| Blue Bird | [|] | 090 |
| Eagle Coach | [|] | 091 |
| Gillig | [|] | 092 |
| MCI | [|] | 093 |
| Thomas Built | [|] | 094 |
| Flxible/Grumman Flxible | [|] | 111 |
| Neoplan | [|] | 112 |
| New Flyer | [|] | 113 |
| Ontario | [|] | 114 |
| TMC | [|] | 115 |
| Orion | [|] | 116 |
| Prevost | [|] | 117 |
| Van Hool | [|] | 118 |
| NABI | [|] | 201 |
| Nova | [|] | 202 |
| Other _____ | [|] | 998 |
- (Specify)*

6. Front of Bus:

Conventional hood		[] 1
Flat Front		[] 2
Other _____		[] 8
<i>(Specify)</i>		16

7. Bus Model _____ (editor)
17 18 19 20 21 22 23 24 25 26

8. Bus Type:

Type A School Bus		[] 01
Type B School Bus		[] 02
Type C School Bus		[] 03
Type D School Bus		[] 04
Flat Front (like transit or shuttle bus)		[] 05
Big Cowl and Chassis		[] 06
High Platform		[] 07
Small Cowl and Chassis		[] 08
Van		[] 09
Other _____		[] 98
<i>(Specify)</i>		27-28

9. Describe the Bus:

(editor)

29-78

10. No. of Axles:

<hr style="width: 50px; margin: 0 auto;"/> 79
--

11. Passenger Seating Capacity:

(does not include driver but does include designated wheelchair spaces)

<hr style="width: 100%; margin: 0;"/> 80 81 82

VEHICLE USE

12. Describe Bus Operating Authority:

<hr style="border-top: 1px dashed black;"/> <hr style="border-top: 1px dashed black;"/> <div style="display: flex; justify-content: space-between; width: 100%;"> 83-132 (editor) </div>
--

13. Bus Operator Type:

- School District
- Urban transit authority
- Scheduled intercity
- Charter bus
- Private company (not pass. transport)
- Non-govt. organization
- Non-educational unit of govt.
- Private individual for personal -transportation
- Contractor for School District
- Other _____

(Specify)

[] 01
[] 02
[] 03
[] 04
[] 05
[] 06
[] 07
[] 08
[] 09
[] 98
133-134

15. Operator : Private

- Carry passengers for hire
- Govt. owned

[] 1
[] 2
[] 3
136

14. Within twelve months before the accident, did any of the operator's buses carry passengers across state lines?

- Yes
- No

[] 1
[] 2
135

16. Intended One-Way Trip Distance

- Local *(within a 50 mile radius of base)* [] 1
- Over-the-Road
- 51 to 100 miles [] 2
- 101 to 150 miles [] 3
- 151 to 200 miles [] 4
- 201 to 500 miles [] 5
- Greater than 500 miles [] 6
- Unknown over-the-road trip distance [] 7

137

DRIVER DESCRIPTION

17. How many hours had the driver been driving since the last 10-hour break?

_____	_____
138	139

Hrs.

18. How was the driver compensated for this trip?
(check all that apply)

- Hourly
- Mileage
- Tips
- Percentage of revenue
- Salary
- Driver is owner
- Driver is volunteer
- Driver's primary employment is not as bus driver
- Other _____
(Specify)

	Yes	No	
Hourly	[] 1	[] 2	140
Mileage	[] 1	[] 2	141
Tips	[] 1	[] 2	142
Percentage of revenue	[] 1	[] 2	143
Salary	[] 1	[] 2	144
Driver is owner	[] 1	[] 2	145
Driver is volunteer	[] 1	[] 2	146
Driver's primary employment is not as bus driver	[] 1	[] 2	147
Other _____ <i>(Specify)</i>	[] 1	[] 2	148

19. Describe compensation method:

149-198

(editor)

REMAINDER TO BE COMPLETED BY EDITOR.

20. Collision avoidance section. Illustrate pre-collision scenario below. Enter GES code.

199 200

[Large empty box for collision avoidance scenario illustration]

21. Interview?

Yes
No

[] 1
[] 2
201

22. Police report?

Yes
No

[] 1
[] 2
202

23. FAX/Mail?

Yes
No

[] 1
[] 2
203

DERIVED INFORMATION (Insert question numbers.)

204 205 206 207 208 209 210 211 212 213
214 215 216 217 218 219 220 221 222 223

NON-MOTORIST FATALITY

24. Relationship of non-motorist to bus:

- Discharged passenger [] 01
- Intended passenger [] 02
- Not related to bus [] 03
- No non-motorist involvement [] 97
- Other _____ [] 98
(Specify)
- Unknown [] 99

224-225

25. PAR Number

226 227 228 229 230 231 232 233 234 235 236 237

26. ICC Number

238 239 240 241 242 243

27. DOT Number

244 245 246 247 248 249 250

28. State PSC Number

251 252 253 254 255 256 257 258 259 260

29. State issuing

261 262