

Graft and Patient Survival in Kidney Transplant Recipients Selected for *de novo* Steroid-Free Maintenance Immunosuppression

F. L. Luan^{a,*}, D. E. Steffick^b, C. Gadegbeku^a,
S. P. Norman^a, R. Wolfe^b and A. O. Ojo^{a,b}

^aInternal Medicine, Division of Nephrology, University of Michigan, Ann Arbor, MI

^bArbor Research Collaborative for Health, Ann Arbor, MI

*Corresponding author: Fu Lung Luan,
fluan@med.umich.edu

Steroid-free regimen is increasingly employed in kidney transplant recipients across transplant centers. However, concern remains because of the unknown impact of such an approach on long-term graft and patient survival. We studied the outcomes of steroid-free immunosuppression in a population-based U.S. cohort of kidney transplant recipients. All adult solitary kidney transplant recipients engrafted between January 1, 2000 and December 31, 2006 were stratified according to whether they were selected for a steroid-free or steroid-containing regimen at discharge. Multivariate Cox regression models were used to estimate graft and patient survival. The impact of the practice pattern on steroid use at individual transplant centers was analyzed. Among 95755 kidney transplant recipients, 17.2% were steroid-free at discharge (n = 16491). Selection for a steroid-free regimen was associated with reduced risks for graft failure and death at 1 year (HR 0.78, 95% CI 0.72–0.85, and HR 0.73, 95% CI 0.65–0.82, respectively, p < 0.0001) and 4 years (HR 0.83, 95% CI 0.78–0.87, and HR 0.76, 95% CI 0.71–0.83, respectively, p < 0.0001). This association was mostly observed at individual centers where less than 65% of recipients were discharged on the steroid-containing regimen. *De novo* steroid-free immunosuppression as currently practiced in the United States appears to carry no increased risk of adverse clinical outcomes in the intermediate term.

Key words: Kidney transplantation, steroid-free immunosuppressive regimens, survival analysis

Received 09 June 2008, revised 07 August 2008 and accepted for publication 25 August 2008

Introduction

Steroid therapy has been a core component of transplant immunotherapy since early stages of clinical kidney

transplantation and credited for some role in prevention and treatment of acute rejection (1–4). However, chronic steroid therapy is associated with numerous adverse effects, including worsening hypertension and dyslipidemia, increased susceptibility to infection, development of diabetes mellitus, osteoporosis, weight gain, etc. (5–7). These adverse effects may have contributed to the development and worsening of cardiovascular disease in kidney transplant recipients (8). Thus, the effort to develop steroid-free immunosuppression has continued for nearly three decades. Such enthusiasm waned in the mid-1980s following the results of the Multicenter Study of 523 kidney transplant recipients in Canada in the 1980s and other studies which showed the increased risk of acute rejection and graft loss in the absence of steroid in low-risk kidney transplant recipients (9–12).

The introduction of more effective antirejection drugs, notably mycophenolate mofetil (MMF) and thymoglobulin, in the late 1990s reinvigorated the testing of newer combinations of immunosuppressive agents with early withdrawal or avoidance of steroid. More recent experiences with early steroid withdrawal have yielded comparable results with steroid-containing regimens (13–18). The FREEDOM Trial showed no differences in the composite endpoint of acute rejection rate, recipient and graft survival at 12 months between steroid-withdrawal and steroid-containing regimens, but found a significant increase in the incidence of early acute rejection in the steroid-withdrawal group (17). On the other hand, the steroid-withdrawal group in the FREEDOM Trial was associated with a small reduction in the rate of metabolic complications, as seen in some other studies (15,17). There is no conclusive data on whether the use of a steroid-free regimen in kidney transplantation leads to improvement in patient and graft survival principally because prior studies lacked the necessarily large sample size and long duration of follow-up to yield definitive results on the endpoints of death and graft failure. Concern remains whether the steroid-free regimen could lead to slow deterioration of renal allograft function and allograft loss over the years, thus counterproductive of any potential benefits observed in various clinical trials during short-time follow-up.

The present study is a retrospective cohort evaluation of U.S. transplant registry data to address the following

questions: (1) whether steroid-free regimen was associated with a different rate of short- and intermediate-term patient and graft survival, respectively; (2) which types of patients were selected for steroid-free regimen and whether they were systematically different from recipients treated with steroid-containing regimen; (3) what is the trend in the use of steroid-free regimen and (4) whether there were differences in the induction and maintenance regimen between recipients treated with and without maintenance steroid.

Materials and Methods

Data source

The Scientific Registry of Transplant Recipients (SRTR) provided data collected by the Organ Procurement and Transplantation Network (OPTN) from all U.S. kidney transplant programs. The study population consisted of subjects aged ≥ 18 years at the time of transplantation who received a solitary kidney transplant from either a deceased or living donor between January 1, 2000 and December 31, 2006 in the United States and who were alive with a functioning graft at discharge from the transplant surgery and had at least one maintenance immunosuppression drug reported at the time of discharge.

Analytic methods

Subjects were classified as being treated with steroid-free maintenance immunosuppression if it was recorded on the transplant registration form that maintenance immunosuppression does not include any steroid and if the recipient's list of immunosuppressive medications determined at the time of discharge from the transplant surgery did not include steroid. This definition was not conditioned on the use of steroid while recipients were still in the hospital and data on changes in maintenance regimen that occurred after initial discharge were not used to classify study subjects. Thus, this is observational with 'as treated' analysis using the maintenance immunosuppressive regimen at the time of discharge from the initial transplant hospitalization as the basis of subject stratification. Subjects were followed with interval data collection at 6 and 12 months posttransplantation and annually thereafter until the occurrence of death, graft failure or end of study period (December 31, 2006). The relationship between steroid-free immunosuppression on graft and patient survival was estimated with Cox proportional hazards regression models of time to graft failure and time to death with an indicator variable for 'discharge without steroid' as a covariate. Covariates included in all Cox regression models are grouped as recipient, donor or transplant characteristics. The recipient variables included induction regimen, nonsteroid regimen, age, race/ethnicity, gender, source of payment (public, private or missing), body mass index, primary diagnosis as etiology of end-stage renal disease (ESRD), hepatitis C status (antibody positivity), years of ESRD prior to transplant, peak panel reactive antibodies (PRA), previous transplant and functional status at transplant. Donor characteristics common to both living and deceased donor included age, race/ethnicity and gender. For living donor it also included the relationship between donor and recipient, while for deceased donor it included, in addition, the cause of death, history of diabetes mellitus and hypertension, hepatitis C status (antibody positivity), serum creatinine at the time of donation, donation after cardiac death (DCD) and expanded criteria donor (ECD). Covariates related to the transplant included the ratio of donor's weight to recipient's, HLA mismatch and cold ischemia time. For deceased donor, the indicators for machine preservation of the kidney and donor service area (DSA) were also included. For the graft survival analysis, death with a function graft was censored since the purpose of this

analysis was to illustrate the relationship between steroid use and graft outcome.

Since the decision to treat a recipient with or without a steroid-free maintenance regimen is both a function of the recipient characteristics and the practice pattern at individual transplant centers, we examined the 'center effect' of the steroid practice pattern with an indicator variable in which the fraction of transplant recipients at a particular transplant center were discharged without steroid from the calendar year in which each index kidney transplant was performed. This center-level variable was created for each subject in the study and incorporated into the Cox regression model of individual-level data, that is, recipients were clustered within transplant center.

Subjects were also classified according to the induction immunosuppression given at the time of transplantation and according to the other maintenance immunosuppressive drugs received at discharge from the initial transplant hospitalization. The induction regimens were classified as yes and no, with yes category including rabbit antithymocyte globulin (Thymoglobulin, Genzyme, Cambridge, MA), anti-IL-2 receptor antibodies (baxiliximab, Simulect, Novartis, Basel, Switzerland, and daclizumab, Zanepax, Roche Pharmaceuticals, Nutley, NJ) and alemtuzumab (Campath, Bayer Healthcare Pharmaceuticals, Wayne, NJ). The maintenance regimens were classified into combination of tacrolimus (Prograf, Astella, Tokyo, Japan) with MMF (Cellcept, Roche Pharmaceuticals), cyclosporine with MMF tacrolimus with either sirolimus (Rapamune, Wyeth, Madison, NJ) or everolimus (Certican, Novartis) and cyclosporine with either sirolimus or everolimus. All others included a large number of combinations being used in the context of clinical trials and were grouped as 'all other regimens'.

All analyses were performed using SAS version 9.1.

Results

The study cohort consisted of 95755 recipients who received a solitary kidney transplant from living or deceased donors between January 1, 2000 and December 31, 2006 and who met inclusion criteria described in the Materials and methods section. Of these, 17.2% ($n = 16491$) were discharged on steroid-free maintenance immunosuppression (group 1) and the remaining 82.8% ($n = 79264$) were discharged with a maintenance regimen that included a steroid preparation (group 2). Table 1 shows the baseline recipient and donor characteristics of the two study groups. There were notable differences in some of the characteristics related to recipients and donors between the two study groups. Subjects discharged on the steroid-free regimen had a higher mean age (49.9 ± 13.5 vs. 48.5 ± 13.4 , $p < 0.0001$) and weight (BMI: 27.3 ± 5.6 vs. 26.9 ± 5.4 , $p < 0.0001$) at transplantation, included fewer African American recipients (21.1% vs. 24.4%, $p < 0.0001$) but had a higher prevalence of diabetes mellitus as a cause of ESRD (24.9% vs. 22.8%, $p < 0.0001$). Subjects discharged on the steroid-free regimen had spent less time on dialysis (3.1 ± 4.0 years vs. 3.8 ± 4.6 , $p < 0.0001$), had an improved functional status at transplantation (NYHA I and II: 89.7% vs. 84.6%, $p < 0.0001$), were more likely to be first transplant recipients (90.7% vs. 85.4%, $p < 0.0001$) and were more likely to have received their kidney transplant from a living donor (47.3% vs. 40.3%, $p < 0.0001$).

Table 1: Descriptive statistics for selected recipient, donor and transplant characteristics

	Group 1 (N = 16 491)	Group 2 (N = 79 264)	p-Value
Recipient characteristics			
Age (years ± SD)	49.9 ± 13.5	48.5 ± 13.4	<0.0001
Male (%)	61.4	59.7	<0.0001
African American (%)	21.1	24.4	<0.0001
Primary diagnosis			
DM (%)	24.9	22.8	<0.0001
HTN (%)	22.8	22.0	
GN (%)	25.3	27.7	
PCKD (%)	10.6	9.3	
Others (%)	16.4	18.2	
First transplant (%)	90.7	85.4	<0.0001
Duration on dialysis (years)	3.1 ± 4.0	3.8 ± 4.6	<0.0001
Body mass index (BMI) at transplant	27.3 ± 5.6	26.9 ± 5.4	<0.0001
Peak panel reactive antibody (PRA)			
<10%	71.1	70.2	<0.0001
10–79%	21.1	20.2	
>80%	6.5	8.6	
Missing	1.3	1.1	
Functional status (NYHA I and II)(%)	89.7	84.6	<0.0001
HCV-positive serology (%)	4.5	5.0	0.004
Donor characteristics			
Age (years ± SD)	39.5 ± 14.5	40.3 ± 14.9	<0.0001
Living donor (%)	47.3	40.3	<0.0001
Male (%)	50.4	52.0	<0.0001
African American (%)	12.4	12.6	0.524
Cold ischemia ¹ (h)	16.9	16.2	<0.0001
Donor HCV-positive serology ¹ (%)	1.7	1.4	0.008
History of hypertension ¹ (%)	27.7	23.1	0.008
History of diabetes mellitus ¹ (%)	6.1	4.8	0.007
Serum creatinine ¹ (mg/dl)	1.13	1.07	<0.0001
Donation after cardiac death (DCD) ¹ (%)	7.8	5.1	<0.0001
Extended criteria donor (ECD) ¹ (%)	10.3	9.7	<0.0001
Recipient–Donor characteristics			
Donor–Recipient weight ratio	0.931	0.922	0.086
HLA matching (% of zero mismatch)	12.9	13.2	0.261
Donor–Recipient relationship ²			
% of biologically related	64.1	66.4	<0.0001

¹For deceased donor only; ²for living donor only.

The recent trend in the use of a steroid-free regimen at discharge among U.S. transplant centers is illustrated in Figure 1. In 2000, 3.7% of recipients were discharged on the steroid-free maintenance regimen and by 2006, 32.6% were on the steroid-free maintenance regimen at discharge.

The adjusted death-censored graft survival at 1 and 4 years was 96.4% and 84.6% for group 1, and 95.4% and 82.4% for group 2, respectively. The adjusted patient survival at 1 and 4 years was 98.3% and 92.5% for group 1, and 97.7% and 90.7% for group 2, respectively. The risk of graft failure for recipients on the steroid-free maintenance regimen (group 1) was 22% and 17% lower than those with steroid at 1 and 4 years, respectively ($p < 0.0001$). Similarly, the risk of death for recipients on the steroid-free maintenance regimen (group 1) was 27% and 24%

lower at 1 and 4 years, respectively, compared with recipients who were discharged on the steroid-containing maintenance regimen ($p < 0.0001$) (Table 2).

In the subanalysis in which living and deceased donor kidney transplant recipients were evaluated with separate multivariate Cox regression models, the observed reduced risk for graft loss and death in the steroid-free regimen group was more pronounced in living donor kidney transplant recipients compared to the recipients of deceased donor allograft. The risk for death-censored graft failure was 32% lower for living and 18% lower for deceased donor kidney recipients at 1 year and 24% lower for living and 14% lower for deceased donor kidney transplant recipients at 4 years posttransplant ($p = 0.042$ for the difference at 4 years). Similarly, the risk of death was 37% lower for living and 24% lower for deceased donor kidney recipients

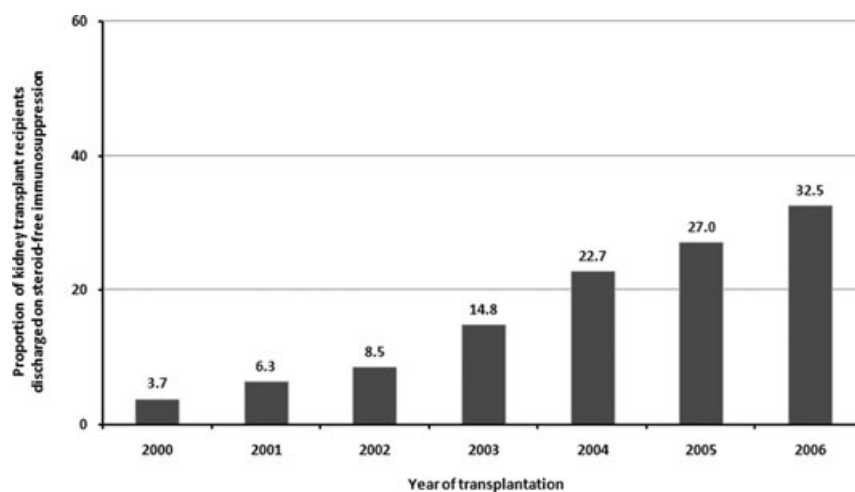


Figure 1: Trends in steroid-free immunosuppression at discharge for kidney transplant recipients in U.S. transplant centers, 2000–2006.

at 1 year and 35% lower for living and 21% lower for deceased donor kidney recipients at 4 years ($p = 0.002$ for the difference at 4 years)(Table 3).

The pattern on steroid usage at individual transplant centers was significantly associated with both patient and graft survival. Using transplant centers with 95–100% steroid usage as the reference group, the decrease in death censored graft failure appeared to be greater among the centers where steroid-free regimen was used more selectively. In centers where the use of steroid-free regimen ranged from 36% to 80% of all kidney transplant recipients in the index year, the risk of graft failure was 24% to 29% lower at 1 year and 15% to 21% lower at 4 years ($p < 0.01$ for both), whereas in centers that used steroid-free regimen in more than 80% of all kidney transplant recipients in the index year, a lower risk of graft failure was only seen at 1 year (12% lower than the reference group, $p = 0.01$) but not 4 years (5% lower than reference group, $p = 0.17$). Similarly, in centers where steroid-free regimen was utilized in 35% or less of all transplant recipients in the index year, the difference in the risk of graft failure between recipients discharged on steroid-free regimen and those discharged on steroid-containing regimen was much smaller (Figure 2A). In contrast, the increase in the use of the steroid-free maintenance regimen at the center level was associated with higher patient survival. The risk of death was significantly lower in the transplant

programs where more than 35% of kidney transplant recipients were placed on the steroid-free regimen with a hazard ratio of death ranging from 0.73 to 0.80 at 1 year ($p = 0.02$ and $p < 0.001$) and from 0.76 to 0.84 ($p = 0.02$ and $p < 0.001$) at 4 years compared to recipients discharged on the steroid-containing regimen (Figure 2B).

The use of a steroid-free maintenance immunosuppressive regimen was associated with a higher likelihood of monoclonal or polyclonal antibody induction therapy (80.6% in group 1 vs. 66.3% in group 2, $p < 0.0001$) (Figure 3A and B). The most commonly used induction agent in steroid-free patients was rabbit antithymocyte globulin (41.8%) followed by alemtuzumab (17.0%), basiliximab and daclizumab (13.9%) and others (8.0%). Compared to no antibody induction therapy, antibody induction therapy was not associated with a significant difference in the 1- or 4-year risks of graft failure or death. When analyzed individually, the use of alemtuzumab was associated with 22% and 29% increase in risk for death-censored graft failure at 1 and 4 years ($p = 0.004$ and $p < 0.0001$, respectively) but not death (Figure 4A and B).

The most frequently used maintenance regimen, in addition to steroid-free, was the combination of tacrolimus and MMF. Using the combination of tacrolimus and MMF as a reference group, the combinations of tacrolimus and sirolimus/everolimus, cyclosporine and MMF, cyclosporine

Table 2: Graft and patient survival by the use of steroid at discharge

Outcome	Group 1: adjusted survival (S.E.) (N = 16491)	Group 2: adjusted survival (S.E.) (N = 79264)	HR (95% CI) [reference = group 2]
1-year graft survival	96.4% (0.1%)	95.4% (0.1%)	0.78* (0.72, 0.85)
1-year patient survival	98.3% (0.1%)	97.7% (0.1%)	0.73* (0.65, 0.82)
4-year graft survival	84.6% (0.4%)	82.4% (0.2%)	0.83* (0.78, 0.87)
4-year patient survival	92.5% (0.3%)	90.7% (0.2%)	0.76* (0.71, 0.83)

* $p < 0.0001$.

Table 3: Risk of graft failure and patient death for living and deceased donor kidney transplant recipient by the use of steroid at discharge

		Hazard ratio	95% CI	p for difference LD ¹ vs. DD ²
Graft	1 year	DD: 0.82 LD: 0.68	0.74, 0.90 0.58, 0.81	0.145
	4 years	DD: 0.86 LD: 0.76	0.81, 0.92 0.69, 0.84	0.042
Patient	1 year	DD: 0.76 LD: 0.63	0.67, 0.87 0.50, 0.79	0.139
	4 years	DD: 0.79 LD: 0.65	0.72, 0.86 0.56, 0.76	0.002

¹Living donor transplant; ²deceased donor transplant.

and sirolimus/everolimus, and all others were associated with increased risks for graft failure and death at 1 and 4 years after kidney transplantation (Figure 5A and B).

Discussion

The plausible benefits of steroid-free maintenance immunosuppression in solid organ transplantation as documented in the literature include reduced incidence of hypertension, dyslipidemia and hyperglycemia, reduced propensity toward excessive posttransplant weight gain and minimization of cosmetic, ocular and musculoskeletal complications. These potential benefits have been confirmed to a variable extent in several clinical trials in kidney transplant recipients (13–17). However, the steroid-free immunosuppressive regimen may constitute inadequate immunosuppression in certain populations of recipients and several clinical trials have documented an increased incidence of early acute rejection and long-term deterioration in graft function with the use of a steroid-free maintenance protocol (17–20).

The current registry-based retrospective study confirms a significant trend toward the increased use of

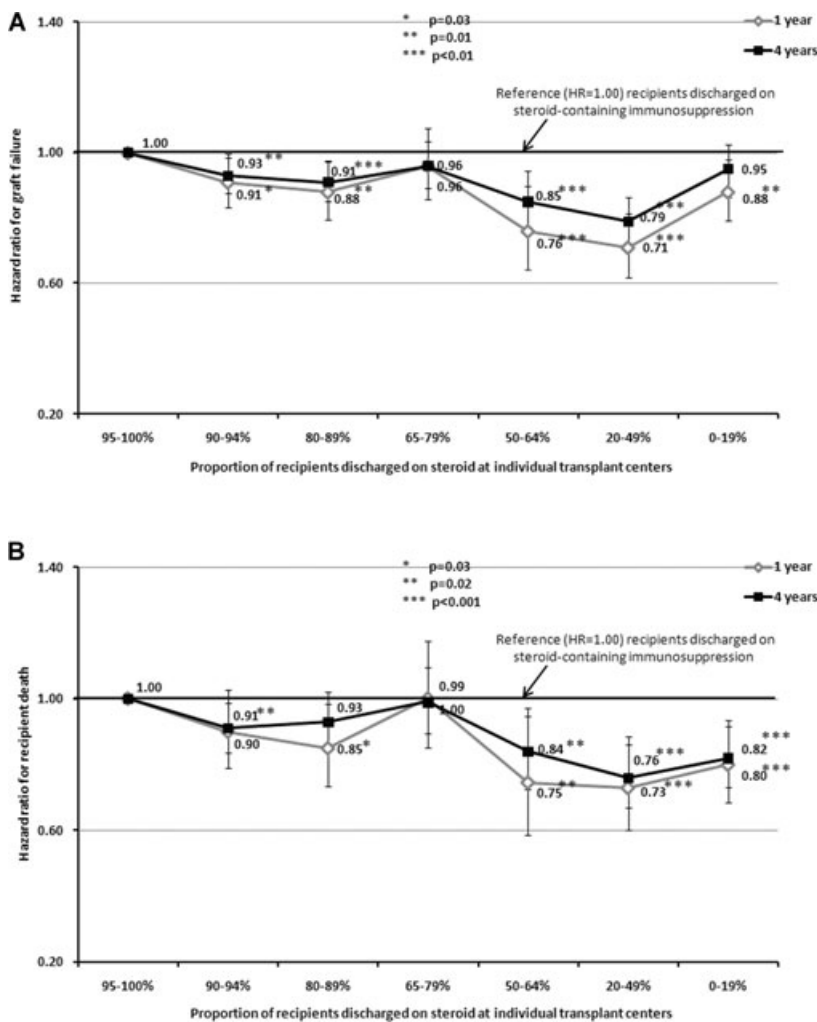


Figure 2: Hazard ratio for death censored graft failure (A) and patient death (B) at 1 and 4 years according to the percentage of steroid use at discharge among individual transplant centers.

Patient and Graft Survival in Steroid-Free Kidney Transplant Recipients

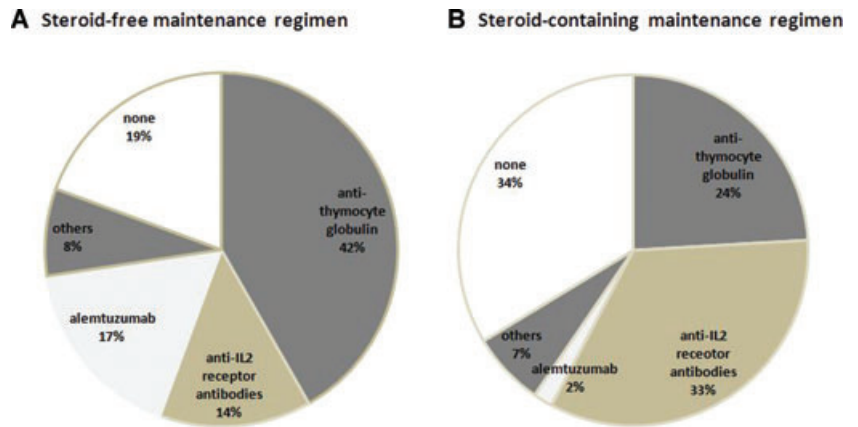


Figure 3: Induction usage among kidney transplant recipients discharged without steroid (A) and with steroid (B).

steroid-free maintenance immunosuppression between 2000 and 2006 in clinical transplant centers across the United States. This trend was associated with a variable pattern of steroid use as individual transplant centers discharging from 0 to 100% of their kidney trans-

plant recipients on a steroid-free maintenance regimen. The factors governing such variability in steroid use across centers were not explored in the current study but it probably reflects a combination of recipient characteristics and the provider-specific pattern of clinical practice.

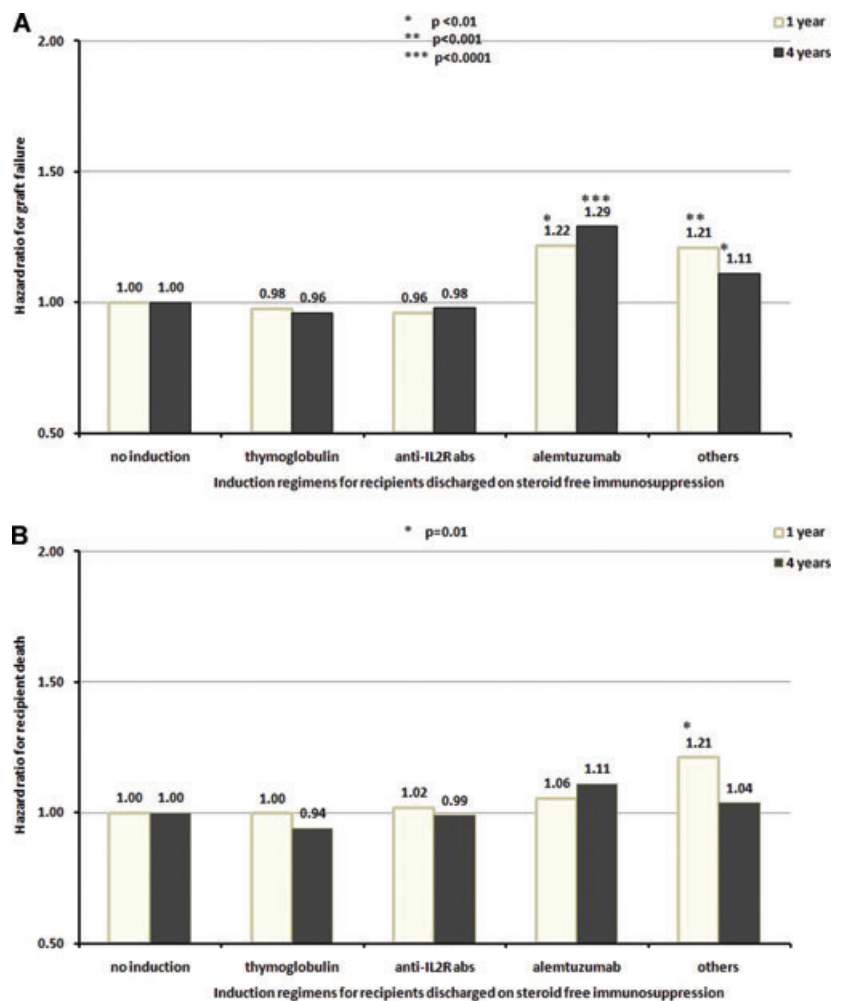


Figure 4: Hazard ratio for death censored graft failure (A) and patient death (B) at 1 and 4 years for kidney transplant recipients receiving no steroid at discharge according to various induction agents.

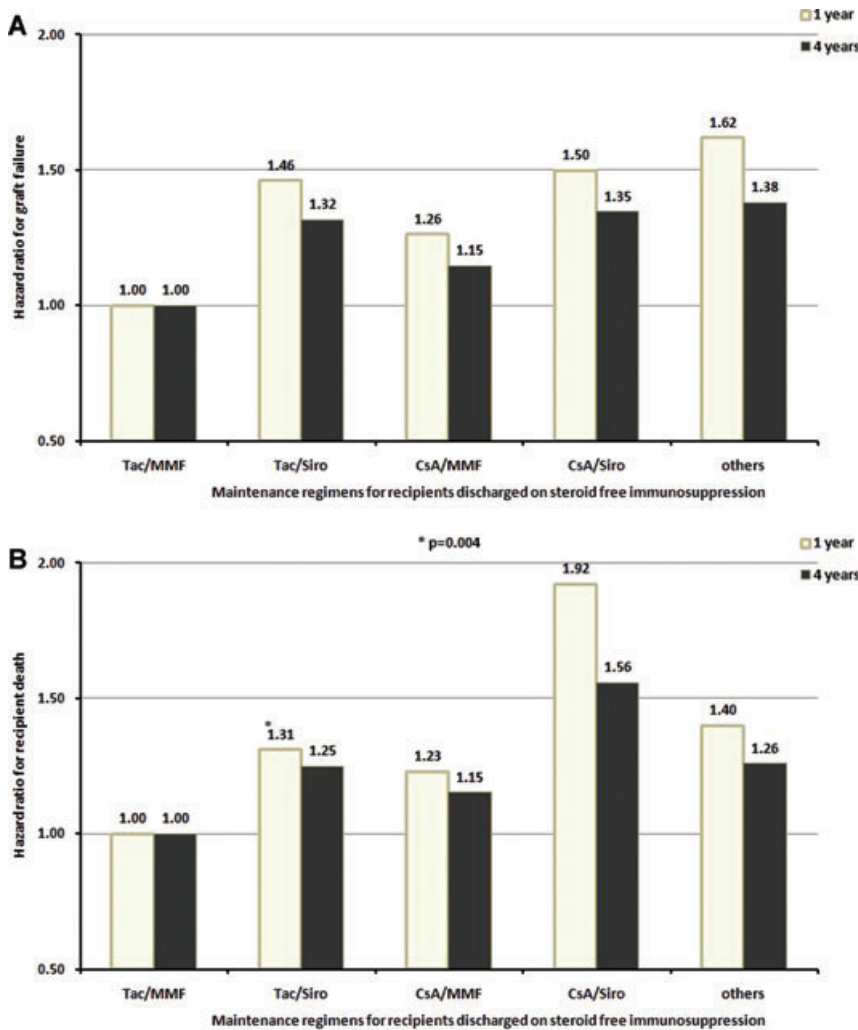


Figure 5: Hazard ratio for death censored graft failure (A) and patient death (B) at 1 and 4 years for kidney transplant recipients receiving no steroid at discharge according to the maintenance immunosuppressive regimen at discharge. All regimens are significantly different from the reference group Tac/MMF at p-value <0.0001 except where indicated otherwise.

The wide variability in the use of steroid-free protocol in the current study has important implications for patient outcomes and the design of future clinical trials as this study clearly demonstrated that the pattern of steroid use across individual centers is itself an independent predictor of both patient and graft survival. This effect of center practice ('center effect') on outcomes also indicates that there may be an aggregate threshold at each center that demarcates the ranges of use of steroid-free regimen associated with better patient and graft survival. For example, centers where less than 35% or more than 80% of recipients were discharged on steroid-free regimen did not have a demonstrable association between steroid-free regimen and graft survival rates. It is open to speculation whether center policy or patient selection, or both is the dominant driver in centers where the use of steroid-free regimen appears to be in the intermediate range.

The recent increase in the use of steroid-free regimen may have been influenced by the availability of more potent immunosuppressive agents with fewer adverse effects such as derivatives of mycophenolic acid, anti-IL2R-blocking monoclonal antibodies and antithymocyte globulin. These relatively newer agents have altered the trend in both the induction and maintenance immunosuppression strategies in a manner that appears to be related to whether or not a steroid-free regimen should be employed. As an illustration, the use of steroid-free regimen in the current study was associated with a significantly higher use of thymoglobulin inductions (41.8% vs. 24.1% thymoglobulin use for steroid-free vs. steroid-containing regimen, $p < 0.0001$). Thus, it seems that apart from recipient characteristics, anticipated long-term maintenance immunosuppression governs the initial selection of an induction regimen. In this respect, studies examining the impact and costs associated with induction regimen may need to take

into account the long-term regimen and outcomes associated with the induction regimen to be able to capture a comprehensive picture of the regimen being evaluated.

In the setting of randomized clinical trials comparing steroid-free versus steroid-containing maintenance regimens in kidney transplant, most but a few studies in the literature showed equivalence in both graft and patient survival between the two regimens. A few studies showed some salutary effects of steroid sparing on posttransplant metabolic and musculoskeletal complications (14,15,17). These studies have reported first biopsy-proven acute rejection rates ranging from 10 to 30% in recipients treated with steroid-free immunosuppression and tended to occur earlier across various clinical trials (16,17,21–23) with a second or subsequent rejection rates as high as 32% after a successfully treated first rejection episode (24). When protocol biopsy was performed, the cumulative incidence of subclinical acute rejection and chronic allograft nephropathy was reported to be 16–27% and 10–24%, respectively, among kidney transplant recipients of a steroid-free regimen using a combination of tacrolimus and MMF or tacrolimus and sirolimus, at the end of 2-year follow-up (25). It remains an open question whether modest increase in acute rejection associated with a steroid-free maintenance regimen, observed in some of those clinical trials, will have long lasting deleterious effects on the recipient and the allograft.

The present study is the first registry data analysis to show that selection for *de novo* steroid-free maintenance immunosuppression does not appear to lead to any significant decrement in patient and graft survival after accounting for all the major confounding factors resident in the donor, recipient and transplant center. Indeed deceased and living donor transplant recipients experienced a 21% and 35% lower 4-year mortality rate, respectively, when discharged on a steroid-free regimen compared to those discharged on steroid-containing regimen. Both the short- and intermediate-term graft survival rates were also higher, albeit slightly, in the steroid-free regimen group with 1-year and 4-year graft survival rates of 96.4% and 84.6% compared to 95.4% and 82.4% in the group discharged on a steroid-containing regimen. However, due to the presence of selection bias that is inherent to the retrospective nature of current study, the relationship between improved patient and graft survival and the use of steroid-free regimen cannot be construed and, in all likelihood, it may not be due to the effect of steroid-free immunosuppression for several reasons: (1) there was a significant difference in important covariates (age, race, number of transplant, co-morbidity, functional status, etc.) between recipients treated with a steroid-free regimen and those who received a steroid-containing regimen and multivariate statistical adjustment for these differing baseline covariates might not have completely eliminated residual confounding; (2) unmeasured important clinical characteristics between recipients in the two comparison groups might have contributed to the dif-

ferences in graft and patient survival rates (blood pressure, presence and severity of cardiovascular disease, level of glycemic controls in the diabetics, etc.); (3) it is likely that recipients who were constitutionally at lower risk for adverse posttransplant outcomes were selected for the steroid-free regimen, thus making the study findings a confirmation of the physician's astute clinical judgment rather than a demonstrable benefit of the steroid-free regimen and (4) it is also possible that steroid-containing group included kidney transplant recipients who did not do well initially, thus steroid was kept in place (such as patients with DGF, etc.). In any event, selecting patients for steroid-free regimen have somehow ensured better patient and graft outcomes.

In general, previous clinical trials of steroid-free regimen in kidney transplantation have included sample size and duration of follow-up that do not permit a meaningful evaluation of the endpoints of patient survival, allograft survival or cardiovascular event rates which if chosen as endpoints of clinical trials make the studies prohibitively expensive and infeasible. Thus, a registry study as reported herein offers a unique methodological advantage to test the association between treatment regimens and outcomes on a large and diverse cohort of subjects in the 'field', that is, in a situation where the treatment is applied as intended outside the contrived experimental setting which is a necessary requirement of clinical trials. In contrast, the clinical events occurred around the time of initial transplant surgery, not captured by registry data, may have dictated the decision whether or not steroid will be used, thus further patient selection bias which cannot be solved with any analytic method. In addition, the current study is also limited by lack of granularity of some important and influential details that could have an effect on the outcomes being studied. For example, the outcome analysis was based on steroid use at discharge in a quasi experimental 'as treated' fashion. This approach while methodologically valid ignores the possible changes in maintenance regimen that might have occurred after discharge. It is well known from clinical trials that 25–30% of recipients discharged on steroid-free regimen may end up on a steroid-containing regimen during follow-up, mostly due to occurrence of rejection. However, this should have diluted the strength of observed association. Similarly, some recipients who were discharged on a steroid-containing regimen might have ended up with a steroid-free regimen for a significant fraction of their follow-up time as some transplant centers perform steroid withdrawal late after transplantation. Furthermore, clinical indications may have led to the withdrawal of steroid after discharge which would not have been captured in the current study. Notwithstanding the potential for misclassification bias of subjects inherent to the current study, the impact on the results is likely to be minimal since the misclassification is nondifferential which tends to deflate the results toward the null (26).

In conclusion, the present data should not be interpreted to mean that steroid-free regimen is superior to the

alternative as the absolute differences in graft and patient survival rates were small, albeit statistically significant with large reduction in relative risks. The main thrust of the findings is that when applied judiciously in selected kidney transplant recipients, steroid-free regimen from the time of discharge following the initial transplant surgery is not associated with worse allograft and recipient outcomes. It is unlikely that a clinical trial testing the efficacy of steroid-free regimen on long-term outcomes will be mounted in the near future for feasibility reasons but having shown that steroid-free regimen is not harmful and in fact could be beneficial in some subgroups of recipients, it is now necessary to design prospective clinical studies that would identify kidney transplant recipients who are not likely to benefit from steroid-free regimen.

References

- Hume DM, Merrill JP, Miller BF, Thorn GW. Experiences with renal homotransplantation in the human: Report of nine cases. *J Clin Invest* 1955; 34: 327–382.
- Murray JE, Merrill JP, Harrison JH, Wilson RE, Dammin GJ. Prolonged survival of human-kidney homografts by immunosuppressive drug therapy. *N Engl J Med* 1963; 268: 1315–1323.
- Reemtsma K, McCracken BH, Schlegel JU, Pearl MA, Dewitt CW, Creech O, Jr. Reversal of early graft rejection after renal heterotransplantation in man. *JAMA* 1964; 187: 691–696.
- Bell PR, Briggs JD, Calman KC et al. Reversal of acute clinical and experimental organ rejection using large doses of intravenous prednisolone. *Lancet* 1971; 1: 876–880.
- Miller LW. Cardiovascular toxicities of immunosuppressive agents. *Am J Transplant* 2002; 2: 807–818.
- Arner P, Gunnarsson R, Blomdahl S, Groth CG. Some characteristics of steroid diabetes: A study in renal-transplant recipients receiving high-dose corticosteroid therapy. *Diabetes Care* 1983; 6: 23–25.
- Julian BA, Laskow DA, Dubovsky J, Dubovsky EV, Curtis JJ, Quarles LD. Rapid loss of vertebral mineral density after renal transplantation. *N Engl J Med* 1991; 325: 544–550.
- Kasiske BL, Chakkera HA, Roel J. Explained and unexplained ischemic heart disease risk after renal transplantation. *J Am Soc Nephrol* 2000; 11: 1735–1743.
- Sinclair NR. Low-dose steroid therapy in cyclosporine-treated renal transplant recipients with well-functioning grafts. The Canadian Multicentre Transplant Study Group. *CMAJ* 1992; 147: 645–657.
- Hricik DE, O'Toole MA, Schulak JA, Herson J. Steroid-free immunosuppression in cyclosporine-treated renal transplant recipients: A meta-analysis. *J Am Soc Nephrol* 1993; 4: 1300–1305.
- Almawi WY, Hess DA, Assi JW, Chudzik DM, Rieder MJ. Pre-treatment with glucocorticoids enhances T-cell effector function: Possible implication for immune rebound accompanying glucocorticoid withdrawal. *Cell Transplant* 1999; 8: 637–647.
- Kasiske BL, Chakkera HA, Louis TA, Ma JZ. A meta-analysis of immunosuppression withdrawal trials in renal transplantation. *J Am Soc Nephrol* 2000; 11: 1910–1917.
- Vincenti F, Monaco A, Grinyo J, Kinkhabwala M, Roza A. Multi-center randomized prospective trial of steroid withdrawal in renal transplant recipients receiving basiliximab, cyclosporine microemulsion and mycophenolate mofetil. *Am J Transplant* 2003; 3: 306–311.
- Matas AJ, Kandaswamy R, Gillingham KJ et al. Prednisone-free maintenance immunosuppression—a 5-year experience. *Am J Transplant* 2005; 5: 2473–2478.
- Kumar MS, Heifets M, Moritz MJ et al. Safety and efficacy of steroid withdrawal two days after kidney transplantation: Analysis of results at three years. *Transplantation* 2006; 81: 832–839.
- Rostaing L, Cantarovich D, Mourad G et al. Corticosteroid-free immunosuppression with tacrolimus, mycophenolate mofetil, and daclizumab induction in renal transplantation. *Transplantation* 2005; 79: 807–814.
- Vincenti F, Schena FP, Paraskevas S, Hauser IA, Walker RG, Grinyo J. A randomized, multicenter study of steroid avoidance, early steroid withdrawal or standard steroid therapy in kidney transplant recipients. *Am J Transplant* 2008; 8: 307–316.
- Hricik DE, Augustine JJ, Knauss TCC et al. Long-term graft outcomes after steroid withdrawal in African American kidney transplant recipients receiving sirolimus and tacrolimus. *Transplantation* 2007; 83: 277–281.
- Woodle ES, Alloway RR, Buell JF et al. Multivariate analysis of risk factors for acute rejection in early corticosteroid cessation regimens under modern immunosuppression. *Am J Transplant* 2005; 5: 2740–2744.
- Vitko S, Klinger M, Salmela K et al. Two corticosteroid-free regimens—tacrolimus monotherapy after basiliximab administration and tacrolimus/mycophenolate mofetil—in comparison with a standard triple regimen in renal transplantation: Results of the Atlas study. *Transplantation* 2005; 80: 1734–1741.
- Kandaswamy R, Melancon JK, Dunn T et al. A prospective randomized trial of steroid-free maintenance regimens in kidney transplant recipients—an interim analysis. *Am J Transplant* 2005; 5: 1529–1536.
- Kaufman DB, Leventhal JR, Axelrod D, Gallon LG, Parker MA, Stuart FP. Alemtuzumab induction and prednisone-free maintenance immunotherapy in kidney transplantation: Comparison with basiliximab induction—long-term results. *Am J Transplant* 2005; 5: 2539–2548.
- Borrows R, Chan K, Loucaidou M et al. Five years of steroid sparing in renal transplantation with tacrolimus and mycophenolate mofetil. *Transplantation* 2006; 81: 125–128.
- Humar A, Gillingham K, Kandaswamy R, Payne W, Matas A. Steroid avoidance regimens: A comparison of outcomes with maintenance steroids versus continued steroid avoidance in recipients having an acute rejection episode. *Am J Transplant* 2007; 7: 1948–1953.
- Anil Kumar MS, Heifets M, Fyfe B et al. Comparison of steroid avoidance in tacrolimus/mycophenolate mofetil and tacrolimus/sirolimus combination in kidney transplantation monitored by surveillance biopsy. *Transplantation* 2005; 80: 807–814.
- Copeland KT, Checkoway H, McMichael AJ, Holbrook RH. Bias due to misclassification in the estimation of relative risk. *Am J Epidemiol* 1977; 105: 488–495.