



**Societal Costs of Traffic Crashes and
Crime in Michigan: 2011 Update**

**Lidia P. Kostyniuk
Lisa J. Molnar
Renée M. St. Louis
Nicole Zanier
David W. Eby**

**Societal Costs of Traffic Crashes and
Crime in Michigan: 2011 Update**

Lidia P. Kostyniuk
Lisa J. Molnar
Renée M. St. Louis
Nicole Zanier
David W. Eby

The University of Michigan
Transportation Research Institute
Ann Arbor, MI 48109-2150
U.S.A.



Technical Report Documentation Page

1. Report No. UMTRI-2011-21	2. Government Accession No.	3. Recipient's Catalog No.	
4. Title and Subtitle Societal Costs of Traffic Crashes and Crime in Michigan: 2011 Update		5. Report Date June, 2011	
		6. Performing Organization Code	
7. Author(s) Kostyniuk, LP, Molnar, LJ, St. Louis, RM, Zanier, N and Eby, DW		8. Performing Organization Report No. UMTRI-2011-21	
9. Performing Organization Name and Address The University of Michigan Transportation Research Institute 2901 Baxter Road Ann Arbor, Michigan 48109-2150 U.S.A.		10. Work Unit no. (TRAIS)	
		11. Contract or Grant No.	
12. Sponsoring Agency Name and Address Michigan Office of Highway Safety Planning 333 South Grand Ave. Lansing MI, 48909		13. Type of Report and Period Covered Final report	
		14. Sponsoring Agency Code	
15. Supplementary Notes			
16. Abstract <p>Cost estimates, including both monetary and nonmonetary quality-of-life costs specific to Michigan, were estimated for overall traffic crashes and index crimes by experts in the field of economics of traffic crashes and crimes. These cost estimates were applied to 2009 Michigan traffic crash and index crime incidence data to estimate dollar losses from traffic crashes and index crimes to the state and for each county within the state. Crash costs associated with alcohol-involved traffic crashes, teen-driver-involved crashes, crash-involved motorcyclists, and unrestrained occupants of passenger vehicles were also calculated. Findings indicate that in 2009, index crimes in Michigan resulted in \$1.9 billion in monetary costs and \$4.7 billion in total (monetary and nonmonetary quality-of-life) costs. Overall traffic crashes resulted in \$4.8 billion in monetary costs and \$9.1 billion in total costs. Of these costs, alcohol-involved crashes accounted for \$0.8 billion in monetary costs and \$1.9 billion in total costs. Crashes involving teen drivers accounted for almost \$1 billion in monetary costs and \$1.8 billion in total costs. Crash-involved motorcyclists accounted for \$0.4 billion in monetary costs and \$0.8 billion in total costs. Injury-crash involved unrestrained occupants accounted for \$0.5 billion in monetary costs and \$1.2 billion in total costs. Based on dollar losses to the state, the magnitude of the problem of traffic crashes exceeded that of index crimes in 2009.</p>			
17. Key Words		18. Distribution Statement Unlimited	
19. Security Classification (of this report) Unclassified	20. Security Classification (of this page) Unclassified	21. No. of Pages 363	22. Price

ACKNOWLEDGMENTS

The authors gratefully acknowledge Ted Miller, Eduard Zaloshjna, and Dexter M. Taylor of the Pacific Institute for Research and Evaluation for developing comparable and up-to-date cost estimates for traffic crash and index crime incidents. The authors also thank Jonathon Vivoda of UMTRI for technical assistance and Roxanne Eby of UMTRI for help with the administrative portions of this project.

CONTENTS

BACKGROUND	1
METHODS.....	3
Estimation of Costs for Traffic Crashes and Index Crimes.....	3
Estimation of Incidents of Traffic Crashes and Index Crimes.....	3
Estimation of Dollar Losses to the State of Michigan from Traffic Crashes and Index Crimes.....	4
RESULTS	6
State of Michigan.....	9
Alcona County	15
Alger County.....	19
Allegan County	23
Alpena County	27
Antrim County.....	31
Arenac County.....	35
Baraga County.....	39
Barry County.....	43
Bay County	47
Benzie County	51
Berrien County.....	55
Branch County.....	59
Calhoun County.....	63
Cass County	67
Charlevoix County	71
Cheboygan County.....	75
Chippewa County	79
Clare County.....	83
Clinton County	87
Crawford County.....	91
Delta County.....	95
Dickinson County.....	99
Eaton County.....	103
Emmet County.....	107

Genesee County.....	111
Gladwin County	115
Gogebic County.....	119
Grand Traverse County	123
Gratiot County	127
Hillsdale County.....	131
Houghton County.....	135
Huron County	139
Ingham County	143
Ionia County	147
Iosco County.....	151
Iron County	155
Isabella County.....	159
Jackson County	163
Kalamazoo County	167
Kalkaska County.....	171
Kent County.....	175
Keweenaw County.....	179
Lake County	183
Lapeer County	187
Leelanau County	191
Lenawee County.....	195
Livingston County.....	199
Luce County	203
Mackinac County	207
Macomb County	211
Manistee County.....	215
Marquette County	219
Mason County	223
Mecosta County.....	227
Menominee County	231
Midland County.....	235
Missaukee County	239
Monroe County	243

Montcalm County.....	247
Montmorency County.....	251
Muskegon County.....	255
Newaygo County	259
Oakland County	263
Oceana County.....	267
Ogemaw County.....	271
Ontonagon County	275
Osceola County	279
Oscoda County.....	283
Otsego County.....	287
Ottawa County.....	291
Presque Isle County	295
Roscommon County	299
Saginaw County	303
St. Clair County	307
St. Joseph County	311
Sanilac County	315
Schoolcraft County	319
Shiawassee County.....	323
Tuscola County.....	327
Van Buren County	331
Washtenaw County	335
Wayne County	339
Wexford County.....	343
REFERENCES	347
APPENDIX	348
Costs per Police-Reported Crash Victim and Crime in Michigan: Methods Supplement....	348

BACKGROUND

Both traffic crashes and crime impose significant economic and social burdens on individuals and society through injury and loss of life, as well as property damage and loss. Efforts to reduce crashes and crime often result in competing demands for scarce public resources. Comparable and up-to-date cost data on crashes and crime contribute to informed decision making about allocation of these resources in important ways. As a first step, cost data provide information about the magnitude of the problems of crashes and crime by allowing us to estimate dollar losses to society. More importantly, cost data on crashes and crime are essential in providing a common measure for evaluating cost and benefits of various policy alternatives that compete for resources.

This document is the fifth in a series of UMTRI reports that estimate the monetary and nonmonetary (quality-of-life) costs to the state of Michigan from traffic crashes and crimes. In all five studies, cost estimates for crashes and crime were applied to crash and crime incident data to generate dollar losses to the state. Michigan's crime experience in these studies is represented by the incidence of index crimes. Index crimes include murder, rape, robbery, aggravated assault, burglary, larceny, motor vehicle theft, and arson. Arson, however, was excluded from these studies because it is often intentionally committed against one's own property complicating societal cost estimation.

In the first study in the series (Streff and Molnar, 1990), the costs of index crimes in Michigan in 1988 were estimated to be \$0.8 billion in monetary costs and \$2.4 billion in total costs (i.e., monetary and nonmonetary quality-of-life costs). Costs of traffic crashes in Michigan were estimated to be \$2.3 billion in monetary costs and \$7.1 billion in total costs, nearly three times the cost of index crimes. The second study in the series (Streff and Molnar, 1994) applied updated cost estimates for crashes and crime to 1993 crash and crime incidence data for Michigan. Costs of index crimes were estimated to be \$1.9 billion in monetary costs and \$5.0 billion in total costs, while traffic crashes were estimated to be \$4.5 billion in monetary costs and \$12.1 billion in total costs, more than twice the cost of index crimes.

In the third study of the series (Streff and Molnar, 1999), the study methodology was expanded to include cost estimates for alcohol-involved traffic crashes. Costs of index crimes in Michigan in 1998 were estimated to be \$1.9 billion in monetary costs and \$4.5 billion in total costs. Costs of traffic crashes were estimated to be \$4.3 billion in monetary costs and \$10.7 billion in total costs. Of those costs, alcohol-involved crashes accounted for \$1 billion in

monetary costs and \$2.8 billion in total costs. Costs for traffic crashes in 1998 continued to be more than twice as high as comparable costs for index crimes.

The fourth study of the series (Kostyniuk, Miller, Molnar, & Nation, 2006) also estimated costs for crashes overall as well as alcohol-involved crashes. Costs of index crimes in Michigan in 2004 were estimated to be \$2.0 billion in monetary costs and \$5.1 billion in total (monetary and nonmonetary quality-of-life) costs. Costs of traffic crashes were estimated to be \$5.9 billion in monetary costs and \$12.4 billion in total costs. Of those costs, alcohol-involved crashes accounted for \$1 billion in monetary costs and \$2.2 billion in total costs. Crash costs remained more than twice as high as crime costs.

In the current study reported here, updated cost estimates for crashes and crime (in 2010 dollars) were applied to 2009 crash and crime incidence data for Michigan to generate dollar losses to the state. In addition, the study methodology in regard to traffic crashes was further expanded at the request of the study sponsor. Thus, in addition to estimating costs for overall crashes and alcohol-involved crashes, the study also estimated costs for teen-driver-involved crashes, as well as crash-involved motorcyclists, and crash-involved unrestrained occupants of passenger vehicles.

METHODS

Estimation of Costs for Traffic Crashes and Index Crimes

Methods for estimating costs of traffic crashes and index crimes are detailed in the Appendix. A brief overview is presented here. As with past studies in this series, costs of traffic crashes and index crimes were estimated by the Pacific Institute for Research and Evaluation (PIRE). Costs of both traffic crashes and index crimes were adapted to Michigan using state-specific medical costs and earnings and a regional price adjuster.

Costs of traffic crashes and index crimes are broken out into two categories in this study: (1) monetary costs and (2) nonmonetary quality-of-life costs. Monetary costs include medical care (including payments for hospitals and physician care, emergency medical transport, rehabilitation, prescriptions, allied health services, medical devices, nursing home care, and insurance claims processing, as well as coroner and premature burial costs for fatalities), future earnings (including wages, fringe benefits, and housework lost by the injured), public services (including initial police response and follow-up investigation, as well as emergency transport and fire services), and property damage and loss (the value of property damage and of property taken and not recovered).

Nonmonetary quality-of-life costs include costs associated with pain, suffering, and other intangible losses resulting from injury and fear. For crime, these values come from jury awards for pain, suffering, and lost quality of life due to physical injuries and fear. For murders and traffic crashes, these values are computed from the amount people routinely spend (in dollars or time) to reduce their risk of death and injury.

Estimation of Incidents of Traffic Crashes and Index Crimes

Data on motor vehicle crashes in Michigan in 2009 recorded in the Michigan Motor-Vehicle Crash file were broken out by county (UMTRI, 2010). Records were obtained for all crashes reported to local or state police agencies in 2009, with injury severity coded according to the KABCO injury severity scale. K-level (fatal) injuries are injuries caused by the crash that result

in death within 90 days of the incident. A-level (serious) injuries are incapacitating injuries that prevent injured persons from walking, driving, or normally continuing activities they were capable of performing prior to the injury. B-level (moderate) injuries include non-incapacitating injuries that are evident to observers at the scene of the crash. C-level (minor) injuries are possible injuries reported or claimed that are not fatal, incapacitating, or non-incapacitating injuries evident to observers. O-level (no injury) refers to property-damage-only incidents in which no occupants were injured. Alcohol-involved crashes were identified as those in which the reporting officer checked the alcohol box on the crash report form (based on the police officer's opinion that the driver had been drinking).

Data on index crimes for 2009 were obtained from Michigan's Uniform Crime Reporting Program operated by the Michigan State Police and were broken out by county. Index crimes used in the analyses include murder, rape, robbery, aggravated assault, burglary, larceny, and motor vehicle theft. As discussed earlier, the index crime of arson was excluded from the analyses because it is often intentionally committed against one's own property complicating societal cost estimation.

Estimation of Dollar Losses to the State of Michigan from Traffic Crashes and Index Crimes

Cost estimates for traffic crashes and index crimes were applied to 2009 Michigan crash and index crime incidence data to estimate dollar losses for each county in the state, as well as for the state as a whole. Total incidence frequencies for traffic crash outcomes were generated based on the number of occupants killed or injured (KABC), as well as the number of vehicles involved in crashes in which no occupants were injured (property-damage-only). These frequencies were multiplied by appropriate cost figures to generate costs for each crash outcome category and then summed to generate the monetary and total costs for traffic crashes. The same procedure was followed independently for the various subcategories of interest (i.e., alcohol-involved crashes, teen-driver-involved crashes [i.e., crashes involving drivers age 13-19], crash-involved motorcyclists, and crash-involved unrestrained occupants of passenger vehicles). Frequencies for each index crime were multiplied by appropriate cost figures to generate costs for each index crime category and then summed to generate the

monetary and total costs for index crimes.

Note that the level of analysis of the first new subcategory (teen-driver-involved crashes) is the crash level, while the level of analysis of the other new categories (motorcyclists and unrestrained occupants) is the victim level. This was done to generate meaningful results for each subcategory. Costs for teen-driver-involved crashes were based on those crashes in which at least one driver was age 13-19. Costs for crash-involved motorcyclists were estimated only for the motorcyclists involved in crashes and not for other vehicle occupants who may have also been involved.

Costs for unrestrained occupants were estimated only for injury crashes and not property-damage-only crashes. Comparable costs were also estimated for crash-involved restrained occupants. Unrestrained occupants were identified as those not using a lap and shoulder belt or coded as not in a child restraint device. The analyses for unrestrained occupants of passenger vehicles necessarily omitted motorcycles and other non-passenger vehicles. For all analyses, cases with missing data on type of injury were omitted. Similarly, cases with missing data on restraint use were not included in the analyses of unrestrained occupants.

RESULTS

Table 1 presents cost estimates per police-reported index crime victim in Michigan in 2010 dollars, with cost estimates broken out by crime category and cost category. Table 2 presents overall cost estimates per police-reported crash victim in Michigan in 2010 dollars, with cost estimates broken out by crash outcome and cost category. Table 3 presents cost estimates per police-reported, alcohol-involved crash victim in Michigan in 2010 dollars, with cost estimates broken out by crash outcome and cost category. Table 4 presents cost estimates per police-reported, crash-involved motorcyclist in Michigan in 2010 dollars, with cost estimates broken out by crash outcome and cost category. Table 5 presents cost estimates per police-reported, injury crash-involved unrestrained occupants in Michigan in 2010 dollars, with cost estimates broken out by crash outcome and cost category. Within each crash or crime category, total comprehensive costs may not exactly add to the sum of monetary and quality-of-life costs due to rounding.

Table 1. Costs per Police-Reported Crime Victim in Michigan (2010 dollars)

	Murder	Rape	Aggravated Assault	Robbery	Larceny	Burglary	Motor Vehicle Theft
Medical Care	44,833	5,372	866	2,642	0	0	0
Future Earnings	1,528,515	9,178	1,723	2,491	25	32	93
Public Services	2,826	743	315	432	500	438	311
Property Damage & Loss	1,733	150	76	1,263	1,034	2,833	7,103
Subtotal (Monetary Cost)	1,577,907	15,443	2,980	6,828	1,559	3,303	7,507
Quality of Life	2,709,249	174,872	10,821	12,563	0	415	377
Total (Comprehensive Cost)	4,287,156	190,315	13,801	19,391	1,559	3,718	7,884

Table 2. Costs per Police-Reported Crash Victim in Michigan (2010 dollars)

	Fatal	Serious Injury	Moderate Injury	Minor Injury	Property Damage Only
Medical Care	40,051	44,673	13,092	6,848	352
Future Earnings	1,219,824	69,439	19,087	11,559	1,034
Public Services	859	292	137	98	27
Property Damage & Loss	14,455	6,342	5,044	4,516	1,659
Subtotal (Monetary Cost)	1,275,189	120,746	37,360	23,021	3,027
Quality of Life	2,336,769	108,900	31,071	16,889	618
Total (Comprehensive Cost)	3,611,958	229,646	68,431	39,910	3,690

Table 3. Costs per Police-Reported Alcohol-Involved Crash Victim in Michigan (2010 dollars)					
	Fatal	Serious Injury	Moderate Injury	Minor Injury	Property Damage Only
Medical Care	40,051	68,744	25,633	9,366	307
Future Earnings	1,219,824	100,420	29,443	16,267	975
Public Services	859	381	178	106	27
Property Damage & Loss	14,455	6,934	5,558	4,226	1,539
Subtotal (Monetary Cost)	1,275,189	176,479	60,812	29,965	2,848
Quality of Life	2,336,769	164,322	50,604	34,175	688
Total (Comprehensive Cost)	3,611,958	340,801	111,416	64,140	3,536

Table 4. Costs per Police-Reported Motorcyclist Crash Victim in Michigan (2010 dollars)					
	Fatal	Serious Injury	Moderate Injury	Minor Injury	Property Damage Only
Medical Care	40,110	62,479	15,387	10,253	1,070
Future Earnings	1,220,446	102,111	25,222	25,095	2,366
Public Services	859	402	182	174	48
Property Damage & Loss	15,394	6,891	5,610	5,478	2,705
Subtotal (Monetary Cost)	1,276,809	171,883	46,401	41,000	6,189
Quality of Life	2,336,769	154,294	37,394	31,527	2,293
Total (Comprehensive Cost)	3,613,578	326,177	83,795	72,527	8,482

Table 5. Costs per Police-Reported Unrestrained Injury Crash Victim in Michigan (2010 dollars)				
	Fatal	Serious Injury	Moderate Injury	Minor Injury
Medical Care	40,051	61,621	16,253	7,912
Future Earnings	1,219,824	93,722	24,452	13,308
Public Services	859	367	163	101
Property Damage & Loss	14,455	6,824	5,401	4,570
Subtotal (Monetary Cost)	1,275,189	162,534	46,269	25,891
Quality of Life	2,336,769	149,442	38,950	20,943
Total (Comprehensive Cost)	3,611,958	311,976	85,219	46,834

For each crash category of interest (i.e., overall crashes, alcohol-involved crashes, teen-driver-involved crashes, crash-involved motorcyclists, and crash-involved unrestrained occupants of passenger vehicles), estimates of traffic crash and index crime incidence and cost estimates by crash outcome and crime category for the state of Michigan as a whole are contained in the statewide tables and figures. Also presented are tables of cost estimates for traffic crashes

and index crimes broken out by specific cost categories.

In 2009, the costs of index crimes in Michigan were estimated to be \$1.9 billion in monetary costs and \$4.7 billion in total costs (i.e., monetary and nonmonetary quality-of-life costs). In contrast, the costs of traffic crashes in Michigan were estimated to be \$4.8 billion in monetary costs and \$9.1 billion in total costs. Of those costs, alcohol-involved crashes accounted for \$0.8 billion in monetary costs and \$1.9 billion in total costs. Although both crime and crash costs declined from the previous study period, costs for traffic crashes in 2009 remained more than twice as high as comparable costs for index crimes. Thus, based on dollar losses to the state, the magnitude of the problem of traffic crashes clearly continued to exceed that of index crimes in 2009.

For the first time, in this study we also looked at costs for teen-driver-involved crashes, crash-involved motorcyclists, and crash-involved unrestrained occupants of passenger vehicles. Teen-driver-involved crashes accounted for almost \$1 billion in monetary costs and \$1.8 billion in total costs. Crash-involved motorcyclists accounted for \$0.4 billion in monetary costs and \$0.8 billion in total costs. Injury crash-involved unrestrained occupants accounted for \$0.5 billion in monetary costs and \$1.2 billion in total costs. These newly examined categories contributed significantly to the over burden of crashes to the state of Michigan in 2009.

County level cost estimates are presented immediately following the statewide estimates. For each crash category, except injury crash-involved unrestrained occupants, estimates of traffic crash and index crime incidence and cost estimates by crash outcome and crime category for all Michigan counties are contained in county-specific tables and figures. Also presented are tables of cost estimates for traffic crashes and index crimes by specific cost categories. Cost estimates are not broken out by county for injury crash-involved unrestrained occupants because the county level numbers of incidents for this subgroup are generally too small to be meaningful. Note that “traffic crash casualties” include all levels of injury severity (fatal, serious, moderate, minor) as well as property-damage-only crash outcomes.

State of Michigan Traffic Crashes and Crime

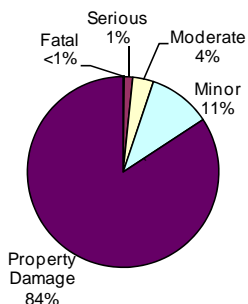
Traffic Crash Casualty Severity	Traffic Crash Casualties	Traffic Crash Costs
Fatal	871	\$3,146,015,418
Serious	6511	\$1,495,225,106
Moderate	16149	\$1,105,092,219
Minor	48271	\$1,926,495,610
Property Damage	382424	\$1,411,144,560
Total	454226	\$9,083,972,913
Average cost of traffic crash casualty	\$19,999	

Index Crime Category	Number of Index Crimes	Index Crime Costs
Murder	579	\$2,482,263,324
Rape	4357	\$829,202,455
Aggravated Assault	27270	\$376,353,270
Robbery	12422	\$240,875,002
Larceny	177555	\$276,808,245
Burglary	75066	\$279,095,388
Motor Vehicle Theft	29647	\$233,736,948
Total	326896	\$4,718,334,632
Average cost of index crime	\$14,434	

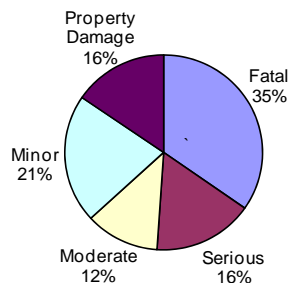
Costs of Traffic Crashes in Michigan (2010 Dollars)						
	Fatal	Serious Injury	Moderate Injury	Minor Injury	Property Damage Only	Total
Medical Care	\$34,884,421	\$290,865,903	\$211,422,708	\$330,559,808	\$134,613,248	\$1,002,346,088
Future Earnings (Lost Wages)	\$1,062,466,704	\$452,117,329	\$308,235,963	\$557,964,489	\$395,426,416	\$2,776,210,901
Public Services	\$748,189	\$1,901,212	\$2,212,413	\$4,730,558	\$10,325,448	\$19,917,820
Property Damage and Loss	\$12,590,305	\$41,292,762	\$81,455,556	\$217,991,836	\$634,441,416	\$987,771,875
Subtotal (Monetary Costs)	\$1,110,689,619	\$786,177,206	\$603,326,640	\$1,111,246,691	\$1,174,806,528	\$4,786,246,684
Quality of Life	\$2,035,325,799	\$709,047,900	\$501,765,579	\$815,248,919	\$236,338,032	\$4,297,726,229
Total (Comprehensive Costs)	\$3,146,015,418	\$1,495,225,106	\$1,105,092,219	\$1,926,495,610	\$1,411,144,560	\$9,083,972,913

Costs of Index Crimes in Michigan (2010 Dollars)								
	Murder	Rape	Aggravated Assault	Robbery	Larceny	Burglary	Motor Vehicle Theft	Total
Medical Care	\$25,958,307	\$23,405,804	\$23,615,820	\$32,818,924	\$0	\$0	\$0	\$105,798,855
Future Earnings (Lost Wages)	\$885,010,185	\$39,988,546	\$46,986,210	\$30,943,202	\$4,438,875	\$2,402,112	\$2,757,171	\$1,012,526,301
Public Services	\$1,636,254	\$3,237,251	\$8,590,050	\$5,366,304	\$88,777,500	\$32,878,908	\$9,220,217	\$149,706,484
Property Damage and Loss	\$1,003,407	\$653,550	\$2,072,520	\$15,688,986	\$183,591,870	\$212,661,978	\$210,582,641	\$626,254,952
Subtotal (Monetary Costs)	\$913,608,153	\$67,285,151	\$81,264,600	\$84,817,416	\$276,808,245	\$247,942,998	\$222,560,029	\$1,894,286,592
Quality of Life	\$1,568,655,171	\$761,917,304	\$295,088,670	\$156,057,586	\$0	\$31,152,390	\$11,176,919	\$2,824,048,040
Total (Comprehensive Costs)	\$2,482,263,324	\$829,202,455	\$376,353,270	\$240,875,002	\$276,808,245	\$279,095,388	\$233,736,948	\$4,718,334,632

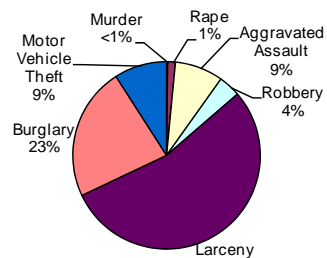
Traffic Crash Casualties



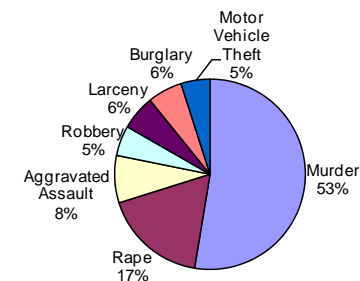
Traffic Crash Costs



Index Crimes



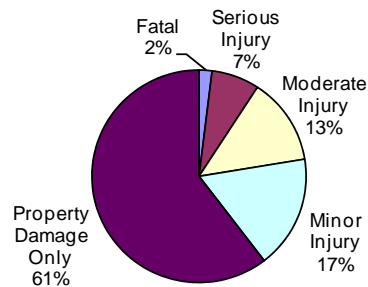
Index Crime Costs



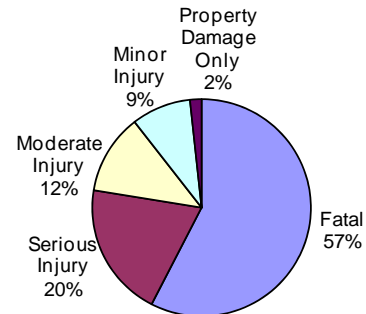
State of Michigan Alcohol-Involved Crashes

Traffic Crash Casualty Severity	Traffic Crash Casualties	Traffic Crash Costs
Fatal	299	\$1,079,975,442
Serious Injury	1097	\$373,858,697
Moderate Injury	1997	\$222,497,752
Minor Injury	2584	\$165,737,760
Property Damage Only	9144	\$32,333,184
Total	15121	\$1,874,402,835
Average cost of traffic crash casualty	\$123,960	

Traffic Crash Casualties



Traffic Crash Costs

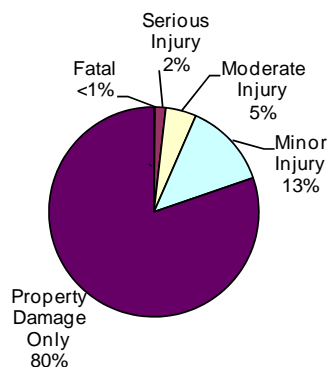


Costs of Alcohol-Involved Traffic Crashes in Michigan (2010 Dollars)						
	Fatal	Serious Injury	Moderate Injury	Minor Injury	Property Damage Only	Total
Medical Care	\$11,975,249	\$75,412,168	\$51,189,101	\$24,201,744	\$2,807,208	\$165,585,470
Future Earnings (Lost Wages)	\$364,727,376	\$110,160,740	\$58,797,671	\$42,033,928	\$8,915,400	\$584,635,115
Public Services	\$256,841	\$417,957	\$355,466	\$273,904	\$246,888	\$1,551,056
Property Damage and Loss	\$4,322,045	\$7,606,598	\$11,099,326	\$10,919,984	\$14,072,616	\$48,020,569
Subtotal (Monetary Costs)	\$381,281,511	\$193,597,463	\$121,441,564	\$77,429,560	\$26,042,112	\$799,792,210
Quality of Life	\$698,693,931	\$180,261,214	\$101,056,188	\$88,308,200	\$6,291,072	\$1,074,610,625
Total (Comprehensive Costs)	\$1,079,975,442	\$373,858,697	\$222,497,752	\$165,737,760	\$32,333,184	\$1,874,402,835

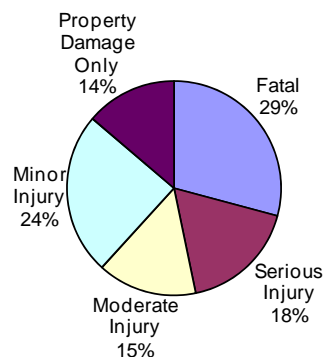
State of Michigan Teen-Involved Crashes

Traffic Crash Casualty Severity	Traffic Crash Casualties	Traffic Crash Costs
Fatal	145	\$523,733,910
Serious Injury	1375	\$315,763,250
Moderate Injury	3944	\$269,891,864
Minor Injury	11017	\$439,688,470
Property Damage Only	67010	\$247,266,900
Total	83491	\$1,796,344,394
Average cost of traffic crash casualty	\$21,515	

Traffic Crash Casualties



Traffic Crash Costs

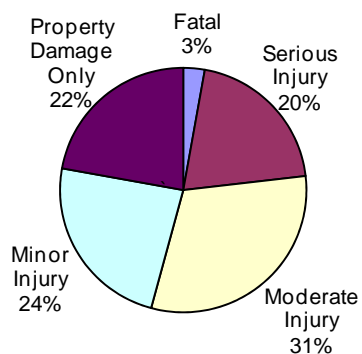


Costs of Teen Driver Traffic Crashes in Michigan (2010 Dollars)						
	Fatal	Serious Injury	Moderate Injury	Minor Injury	Property Damage Only	Total
Medical Care	\$5,807,395	\$61,425,375	\$51,634,848	\$75,444,416	\$23,587,520	\$217,899,554
Future Earnings (Lost Wages)	\$176,874,480	\$95,478,625	\$75,279,128	\$127,345,503	\$69,288,340	\$544,266,076
Public Services	\$124,555	\$401,500	\$540,328	\$1,079,666	\$1,809,270	\$3,955,319
Property Damage and Loss	\$2,095,975	\$8,720,250	\$19,893,536	\$49,752,772	\$111,169,590	\$191,632,123
Subtotal (Monetary Costs)	\$184,902,405	\$166,025,750	\$147,347,840	\$253,622,357	\$205,854,720	\$957,753,072
Quality of Life	\$338,831,505	\$149,737,500	\$122,544,024	\$186,066,113	\$41,412,180	\$838,591,322
Total (Comprehensive Costs)	\$523,733,910	\$315,763,250	\$269,891,864	\$439,688,470	\$247,266,900	\$1,796,344,394

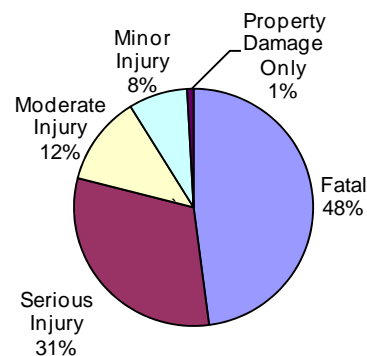
State of Michigan Motorcycle-Involved Crashes

Motorcyclist Casualty Severity	Crash Casualties	Crash Costs
Fatal	103	\$372,198,534
Serious Injury	739	\$241,044,803
Moderate Injury	1129	\$94,604,555
Minor Injury	857	\$62,155,639
Property Damage Only	806	\$6,836,492
Total	3634	\$776,840,023
Average cost of motorcyclist casualty	\$213,770	

Crash Casualties



Crash Costs



Costs of Motorcycle Traffic Crashes in Michigan (2010 Dollars)						
	Fatal	Serious Injury	Moderate Injury	Minor Injury	Property Damage Only	Total
Medical Care	\$4,131,330	\$46,171,981	\$17,371,923	\$8,786,821	\$862,420	\$77,324,475
Future Earnings (Lost Wages)	\$125,705,938	\$75,460,029	\$28,475,638	\$21,506,415	\$1,906,996	\$253,055,016
Public Services	\$88,477	\$297,078	\$205,478	\$149,118	\$38,688	\$778,839
Property Damage and Loss	\$1,585,582	\$5,092,449	\$6,333,690	\$4,694,646	\$2,180,230	\$19,886,597
Subtotal (Monetary Costs)	\$131,511,327	\$127,021,537	\$52,386,729	\$35,137,000	\$4,988,334	\$351,044,927
Quality of Life	\$240,687,207	\$114,023,266	\$42,217,826	\$27,018,639	\$1,848,158	\$425,795,096
Total (Comprehensive Costs)	\$372,198,534	\$241,044,803	\$94,604,555	\$62,155,639	\$6,836,492	\$776,840,023

State of Michigan

Unrestrained/Restrained Injury-Crash Victim Costs

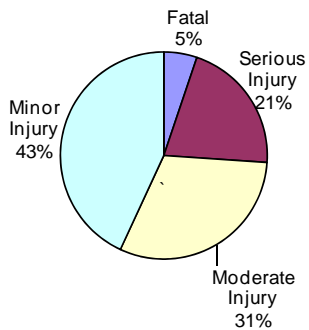
Injury Severity	Unrestrained Crash Victims	Unrestrained Victim Costs
Fatal	207	\$747,675,306
Serious Injury	833	\$259,876,008
Moderate Injury	1230	\$104,819,370
Minor Injury	1719	\$80,507,646
Total	3989	\$1,192,878,330
Average injury-crash victim cost	\$299,042	

Injury Severity	Restrained Crash Victims	Restrained Victim Costs
Fatal	298	\$1,076,363,484
Serious Injury	3579	\$821,903,034
Moderate Injury	11205	\$766,769,355
Minor Injury	41829	\$1,669,395,390
Total	56911	\$4,334,431,263
Average injury-crash victim cost	\$76,162	

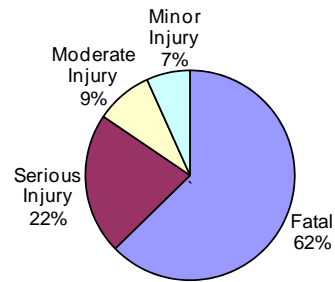
	Fatal	Serious Injury	Moderate Injury	Minor Injury	Total
Medical Care	\$8,290,557	\$51,330,293	\$19,991,190	\$13,600,728	\$93,212,768
Future Earnings (Lost Wages)	\$252,503,568	\$78,070,426	\$30,075,960	\$22,876,452	\$383,526,406
Public Services	\$177,813	\$305,711	\$200,490	\$173,619	\$857,633
Property Damage and Loss	\$2,992,185	\$5,684,392	\$6,643,230	\$7,855,830	\$23,175,637
Subtotal (Monetary Costs)	\$263,964,123	\$135,390,822	\$56,910,870	\$44,506,629	\$500,772,444
Quality of Life	\$483,711,183	\$124,485,186	\$47,908,500	\$36,001,017	\$692,105,886
Total (Comprehensive Costs)	\$747,675,306	\$259,876,008	\$104,819,370	\$80,507,646	\$1,192,878,330

	Fatal	Serious Injury	Moderate Injury	Minor Injury	Total
Medical Care	\$11,935,198	\$159,884,667	\$146,695,860	\$286,444,992	\$604,960,717
Future Earnings (Lost Wages)	\$363,507,552	\$248,522,181	\$213,869,835	\$483,501,411	\$1,309,400,979
Public Services	\$255,982	\$1,045,068	\$1,535,085	\$4,099,242	\$6,935,377
Property Damage and Loss	\$4,307,590	\$22,698,018	\$56,518,020	\$188,899,764	\$272,423,392
Subtotal (Monetary Costs)	\$380,006,322	\$432,149,934	\$418,618,800	\$962,945,409	\$2,193,720,465
Quality of Life	\$696,357,162	\$389,753,100	\$348,150,555	\$706,449,981	\$2,140,710,798
Total (Comprehensive Costs)	\$1,076,363,484	\$821,903,034	\$766,769,355	\$1,669,395,390	\$4,334,431,263

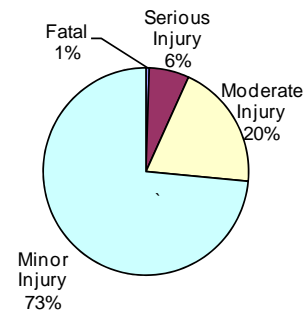
Unrestrained Victim Injuries



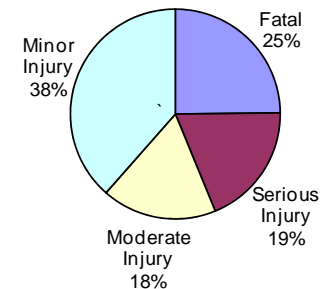
Unrestrained Victim Costs



Restrained Victim Injuries



Restrained Victim Costs



Alcona County

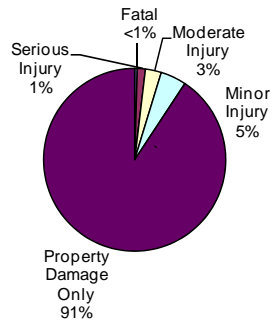
Traffic Crash Casualty Severity	Traffic Crash Casualties	Traffic Crash Costs
Fatal	3	\$10,835,874
Serious Injury	9	\$2,066,814
Moderate Injury	18	\$1,231,758
Minor Injury	29	\$1,157,390
Property Damage Only	575	\$2,121,750
Total	634	\$17,413,586
Average cost of traffic crash casualty	\$27,466	

Index Crime Category	Number of Index Crimes	Index Crime Costs
Murder	1	\$4,287,156
Rape	3	\$570,945
Aggravated Assault	9	\$124,209
Robbery	0	\$0
Larceny	129	\$201,111
Burglary	75	\$278,850
Motor Vehicle Theft	5	\$39,420
Total	222	\$5,501,691
Average cost of index crime	\$24,782	

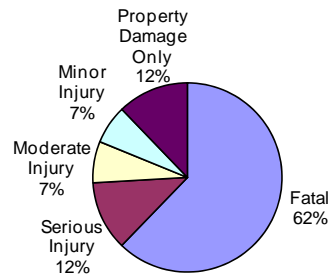
	Fatal	Serious Injury	Moderate Injury	Minor Injury	Property Damage Only	Total
Medical Care	\$120,153	\$402,057	\$235,656	\$198,592	\$202,400	\$1,158,858
Future Earnings (Lost Wages)	\$3,659,472	\$624,951	\$343,566	\$335,211	\$594,550	\$5,557,750
Public Services	\$2,577	\$2,628	\$2,466	\$2,842	\$15,525	\$26,038
Property Damage and Loss	\$43,365	\$57,078	\$90,792	\$130,964	\$953,925	\$1,276,124
Subtotal (Monetary Costs)	\$3,825,567	\$1,086,714	\$672,480	\$667,609	\$1,766,400	\$8,018,770
Quality of Life	\$7,010,307	\$980,100	\$559,278	\$489,781	\$355,350	\$9,394,816
Total (Comprehensive Costs)	\$10,835,874	\$2,066,814	\$1,231,758	\$1,157,390	\$2,121,750	\$17,413,586

	Murder	Rape	Aggravated Assault	Robbery	Larceny	Burglary	Motor Vehicle Theft	Total
Medical Care	\$44,833	\$16,116	\$7,794	\$0	\$0	\$0	\$0	\$68,743
Future Earnings (Lost Wages)	\$1,528,515	\$27,534	\$15,507	\$0	\$3,225	\$2,400	\$465	\$1,577,646
Public Services	\$2,826	\$2,229	\$2,835	\$0	\$64,500	\$32,850	\$1,555	\$106,795
Property Damage and Loss	\$1,733	\$450	\$684	\$0	\$133,386	\$212,475	\$35,515	\$384,243
Subtotal (Monetary Costs)	\$1,577,907	\$46,329	\$26,820	\$0	\$201,111	\$247,725	\$37,535	\$2,137,427
Quality of Life	\$2,709,249	\$524,616	\$97,389	\$0	\$0	\$31,125	\$1,885	\$3,364,264
Total (Comprehensive Costs)	\$4,287,156	\$570,945	\$124,209	\$0	\$201,111	\$278,850	\$39,420	\$5,501,691

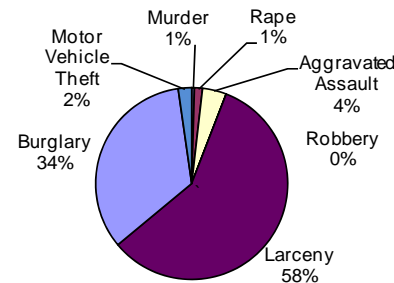
Traffic Crash Casualties



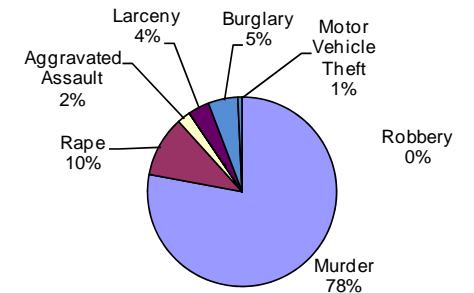
Traffic Crash Costs



Index Crimes



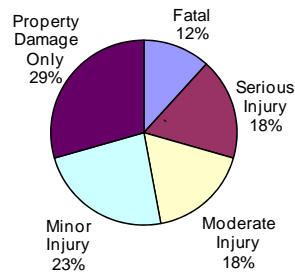
Index Crime Costs



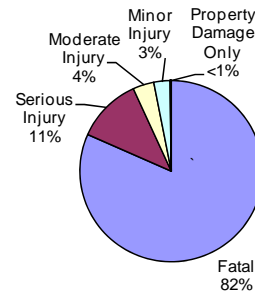
Alcona County Alcohol-Involved Crashes

Traffic Crash Casualty Severity	Traffic Crash Casualties	Traffic Crash Costs
Fatal	2	\$7,223,916
Serious Injury	3	\$1,022,403
Moderate Injury	3	\$334,248
Minor Injury	4	\$256,560
Property Damage Only	5	\$17,680
Total	17	\$8,854,807
Average cost of traffic crash casualty	\$520,871	

Traffic Crash Casualties



Traffic Crash Costs

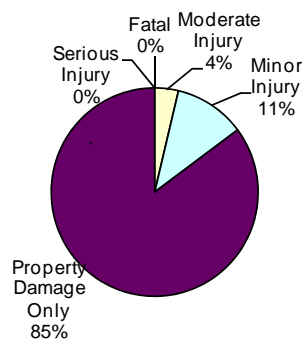


Costs of Alcohol-Involved Traffic Crashes in Alcona County (2010 Dollars)						
	Fatal	Serious Injury	Moderate Injury	Minor Injury	Property Damage Only	Total
Medical Care	\$80,102	\$206,232	\$76,899	\$37,464	\$1,535	\$402,232
Future Earnings (Lost Wages)	\$2,439,648	\$301,260	\$88,329	\$65,068	\$4,875	\$2,899,180
Public Services	\$1,718	\$1,143	\$534	\$424	\$135	\$3,954
Property Damage and Loss	\$28,910	\$20,802	\$16,674	\$16,904	\$7,695	\$90,985
Subtotal (Monetary Costs)	\$2,550,378	\$529,437	\$182,436	\$119,860	\$14,240	\$3,396,351
Quality of Life	\$4,673,538	\$492,966	\$151,812	\$136,700	\$3,440	\$5,458,456
Total (Comprehensive Costs)	\$7,223,916	\$1,022,403	\$334,248	\$256,560	\$17,680	\$8,854,807

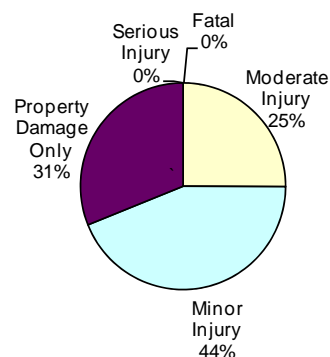
Alcona County Teen-Involved Crashes

Traffic Crash Casualty Severity	Traffic Crash Casualties	Traffic Crash Costs
Fatal	0	\$0
Serious Injury	0	\$0
Moderate Injury	2	\$136,862
Minor Injury	6	\$239,460
Property Damage Only	46	\$169,740
Total	54	\$546,062
Average cost of traffic crash casualty	\$10,112	

Traffic Crash Casualties



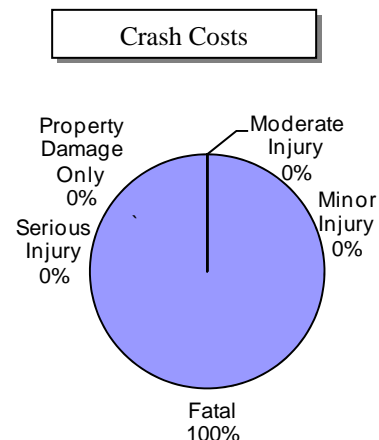
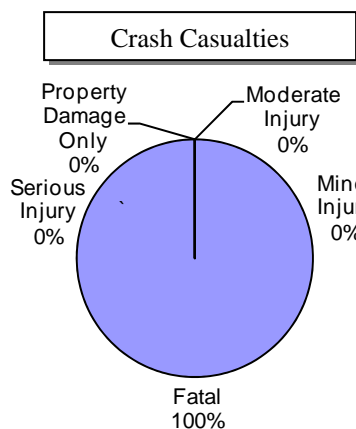
Traffic Crash Costs



Costs of Teen Driver Traffic Crashes in Alcona County (2010 Dollars)						
	Fatal	Serious Injury	Moderate Injury	Minor Injury	Property Damage Only	Total
Medical Care	\$0	\$0	\$26,184	\$41,088	\$16,192	\$83,464
Future Earnings (Lost Wages)	\$0	\$0	\$38,174	\$69,354	\$47,564	\$155,092
Public Services	\$0	\$0	\$274	\$588	\$1,242	\$2,104
Property Damage and Loss	\$0	\$0	\$10,088	\$27,096	\$76,314	\$113,498
Subtotal (Monetary Costs)	\$0	\$0	\$74,720	\$138,126	\$141,312	\$354,158
Quality of Life	\$0	\$0	\$62,142	\$101,334	\$28,428	\$191,904
Total (Comprehensive Costs)	\$0	\$0	\$136,862	\$239,460	\$169,740	\$546,062

Alcona County Motorcycle-Involved Crashes

Motorcyclist Casualty Severity	Crash Casualties	Crash Costs
Fatal	1	\$3,613,578
Serious Injury	0	\$0
Moderate Injury	0	\$0
Minor Injury	0	\$0
Property Damage Only	0	\$0
Total	1	\$3,613,578
Average cost of motorcyclist casualty	\$3,613,578	



Costs of Motorcycle Traffic Crashes in Alcona County (2010 Dollars)						
	Fatal	Serious Injury	Moderate Injury	Minor Injury	Property Damage Only	Total
Medical Care	\$40,110	\$0	\$0	\$0	\$0	\$40,110
Future Earnings (Lost Wages)	\$1,220,446	\$0	\$0	\$0	\$0	\$1,220,446
Public Services	\$859	\$0	\$0	\$0	\$0	\$859
Property Damage and Loss	\$15,394	\$0	\$0	\$0	\$0	\$15,394
Subtotal (Monetary Costs)	\$1,276,809	\$0	\$0	\$0	\$0	\$1,276,809
Quality of Life	\$2,336,769	\$0	\$0	\$0	\$0	\$2,336,769
Total (Comprehensive Costs)	\$3,613,578	\$0	\$0	\$0	\$0	\$3,613,578

Alger County

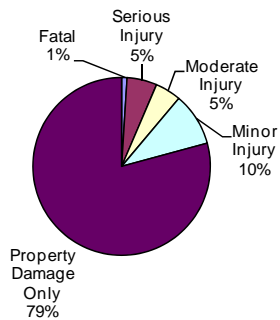
Traffic Crash Casualty Severity	Traffic Crash Casualties	Traffic Crash Costs
Fatal	4	\$14,447,832
Serious Injury	22	\$5,052,212
Moderate Injury	19	\$1,300,189
Minor Injury	39	\$1,556,490
Property Damage Only	320	\$1,180,800
Total	403	\$23,537,523
Average cost of traffic crash casualty		\$58,406

Index Crime Category	Number of Index Crimes	Index Crime Costs
Murder	0	\$0
Rape	4	\$761,260
Aggravated Assault	9	\$124,209
Robbery	1	\$19,391
Larceny	44	\$68,596
Burglary	32	\$118,976
Motor Vehicle Theft	3	\$23,652
Total	93	\$1,116,084
Average cost of index crime		\$12,001

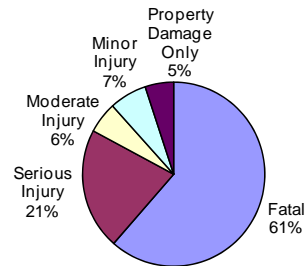
Costs of Traffic Crashes in Alger County (2010 Dollars)						
	Fatal	Serious Injury	Moderate Injury	Minor Injury	Property Damage Only	Total
Medical Care	\$160,204	\$982,806	\$248,748	\$267,072	\$112,640	\$1,771,470
Future Earnings (Lost Wages)	\$4,879,296	\$1,527,658	\$362,653	\$450,801	\$330,880	\$7,551,288
Public Services	\$3,436	\$6,424	\$2,603	\$3,822	\$8,640	\$24,925
Property Damage and Loss	\$57,820	\$139,524	\$95,836	\$176,124	\$530,880	\$1,000,184
Subtotal (Monetary Costs)	\$5,100,756	\$2,656,412	\$709,840	\$897,819	\$983,040	\$10,347,867
Quality of Life	\$9,347,076	\$2,395,800	\$590,349	\$658,671	\$197,760	\$13,189,656
Total (Comprehensive Costs)	\$14,447,832	\$5,052,212	\$1,300,189	\$1,556,490	\$1,180,800	\$23,537,523

Costs of Index Crimes in Alger County (2010 Dollars)								
	Murder	Rape	Aggravated Assault	Robbery	Larceny	Burglary	Motor Vehicle Theft	Total
Medical Care	\$0	\$21,488	\$7,794	\$2,642	\$0	\$0	\$0	\$31,924
Future Earnings (Lost Wages)	\$0	\$36,712	\$15,507	\$2,491	\$1,100	\$1,024	\$279	\$57,113
Public Services	\$0	\$2,972	\$2,835	\$432	\$22,000	\$14,016	\$933	\$43,188
Property Damage and Loss	\$0	\$600	\$684	\$1,263	\$45,496	\$90,656	\$21,309	\$160,008
Subtotal (Monetary Costs)	\$0	\$61,772	\$26,820	\$6,828	\$68,596	\$105,696	\$22,521	\$292,233
Quality of Life	\$0	\$699,488	\$97,389	\$12,563	\$0	\$13,280	\$1,131	\$823,851
Total (Comprehensive Costs)	\$0	\$761,260	\$124,209	\$19,391	\$68,596	\$118,976	\$23,652	\$1,116,084

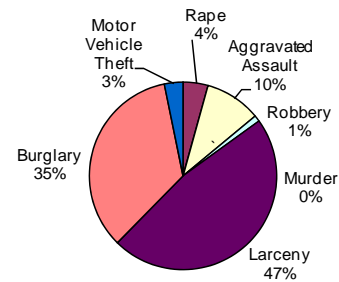
Traffic Crash Casualties



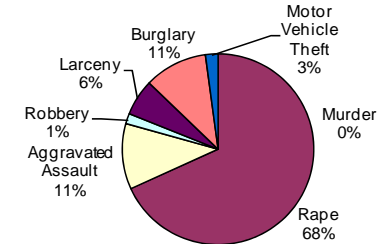
Traffic Crash Costs



Index Crimes



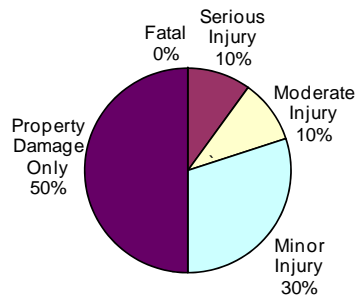
Index Crime Costs



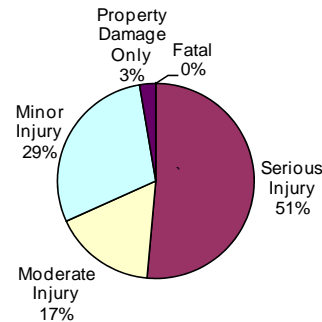
Alger County Alcohol-Involved Crashes

Traffic Crash Casualty Severity	Traffic Crash Casualties	Traffic Crash Costs
Fatal	0	\$0
Serious Injury	1	\$340,801
Moderate Injury	1	\$111,416
Minor Injury	3	\$192,420
Property Damage Only	5	\$17,680
Total	10	\$662,317
Average cost of traffic crash casualty	\$66,232	

Traffic Crash Casualties



Traffic Crash Costs



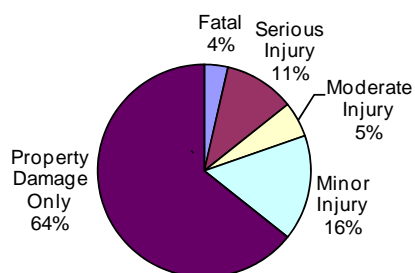
Costs of Alcohol-Involved Traffic Crashes in Alger County (2010 Dollars)

	Fatal	Serious Injury	Moderate Injury	Minor Injury	Property Damage Only	Total
Medical Care	\$0	\$68,744	\$25,633	\$28,098	\$1,535	\$124,010
Future Earnings (Lost Wages)	\$0	\$100,420	\$29,443	\$48,801	\$4,875	\$183,539
Public Services	\$0	\$381	\$178	\$318	\$135	\$1,012
Property Damage and Loss	\$0	\$6,934	\$5,558	\$12,678	\$7,695	\$32,865
Subtotal (Monetary Costs)	\$0	\$176,479	\$60,812	\$89,895	\$14,240	\$341,426
Quality of Life	\$0	\$164,322	\$50,604	\$102,525	\$3,440	\$320,891
Total (Comprehensive Costs)	\$0	\$340,801	\$111,416	\$192,420	\$17,680	\$662,317

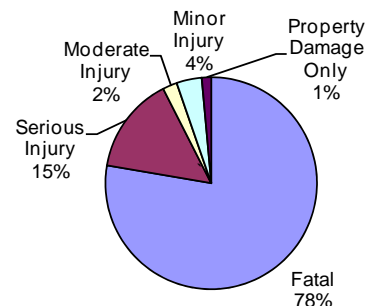
Alger County Teen-Involved Crashes

Traffic Crash Casualty Severity	Traffic Crash Casualties	Traffic Crash Costs
Fatal	2	\$7,223,916
Serious Injury	6	\$1,377,876
Moderate Injury	3	\$205,293
Minor Injury	9	\$359,190
Property Damage Only	36	\$132,840
Total	56	\$9,299,115
Average cost of traffic crash casualty	\$166,056	

Traffic Crash Casualties



Traffic Crash Costs

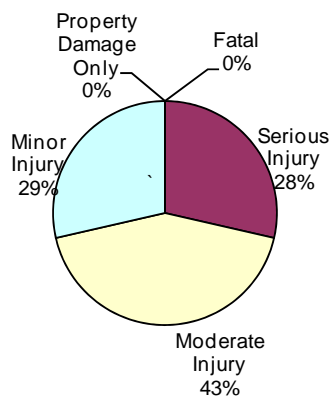


Costs of Teen Driver Traffic Crashes in Alger County (2010 Dollars)						
	Fatal	Serious Injury	Moderate Injury	Minor Injury	Property Damage Only	Total
Medical Care	\$80,102	\$268,038	\$39,276	\$61,632	\$12,672	\$461,720
Future Earnings (Lost Wages)	\$2,439,648	\$416,634	\$57,261	\$104,031	\$37,224	\$3,054,798
Public Services	\$1,718	\$1,752	\$411	\$882	\$972	\$5,735
Property Damage and Loss	\$28,910	\$38,052	\$15,132	\$40,644	\$59,724	\$182,462
Subtotal (Monetary Costs)	\$2,550,378	\$724,476	\$112,080	\$207,189	\$110,592	\$3,704,715
Quality of Life	\$4,673,538	\$653,400	\$93,213	\$152,001	\$22,248	\$5,594,400
Total (Comprehensive Costs)	\$7,223,916	\$1,377,876	\$205,293	\$359,190	\$132,840	\$9,299,115

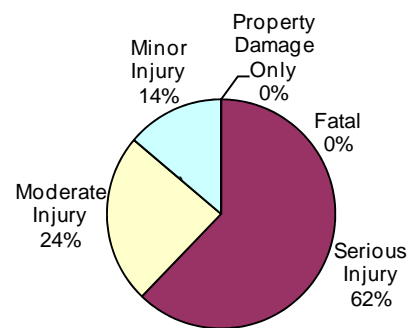
Alger County Motorcycle-Involved Crashes

Motorcyclist Casualty Severity	Crash Casualties	Crash Costs
Fatal	0	\$0
Serious Injury	2	\$652,354
Moderate Injury	3	\$251,385
Minor Injury	2	\$145,054
Property Damage Only	0	\$0
Total	7	\$1,048,793
Average cost of motorcyclist casualty	\$149,828	

Crash Casualties



Crash Costs



Costs of Motorcycle Traffic Crashes in Alger County (2010 Dollars)						
	Fatal	Serious Injury	Moderate Injury	Minor Injury	Property Damage Only	Total
Medical Care	\$0	\$124,958	\$46,161	\$20,506	\$0	\$191,625
Future Earnings (Lost Wages)	\$0	\$204,222	\$75,666	\$50,190	\$0	\$330,078
Public Services	\$0	\$804	\$546	\$348	\$0	\$1,698
Property Damage and Loss	\$0	\$13,782	\$16,830	\$10,956	\$0	\$41,568
Subtotal (Monetary Costs)	\$0	\$343,766	\$139,203	\$82,000	\$0	\$564,969
Quality of Life	\$0	\$308,588	\$112,182	\$63,054	\$0	\$483,824
Total (Comprehensive Costs)	\$0	\$652,354	\$251,385	\$145,054	\$0	\$1,048,793

Allegan County

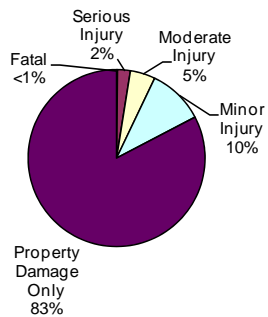
Traffic Crash Casualty Severity	Traffic Crash Casualties	Traffic Crash Costs
Fatal	8	\$28,895,664
Serious Injury	108	\$24,801,768
Moderate Injury	211	\$14,438,941
Minor Injury	473	\$18,877,430
Property Damage Only	3812	\$14,066,280
Total	4612	\$101,080,083
Average cost of traffic crash casualty	\$21,917	

Index Crime Category	Number of Index Crimes	Index Crime Costs
Murder	1	\$4,287,156
Rape	68	\$12,941,420
Aggravated Assault	143	\$1,973,543
Robbery	7	\$135,737
Larceny	1035	\$1,613,565
Burglary	489	\$1,818,102
Motor Vehicle Theft	91	\$717,444
Total	1834	\$23,486,967
Average cost of index crime	\$12,806	

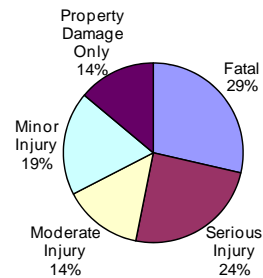
Costs of Traffic Crashes in Allegan County (2010 Dollars)						
	Fatal	Serious Injury	Moderate Injury	Minor Injury	Property Damage Only	Total
Medical Care	\$320,408	\$4,824,684	\$2,762,412	\$3,239,104	\$1,341,824	\$12,488,432
Future Earnings (Lost Wages)	\$9,758,592	\$7,499,412	\$4,027,357	\$5,467,407	\$3,941,608	\$30,694,376
Public Services	\$6,872	\$31,536	\$28,907	\$46,354	\$102,924	\$216,593
Property Damage and Loss	\$115,640	\$684,936	\$1,064,284	\$2,136,068	\$6,324,108	\$10,325,036
Subtotal (Monetary Costs)	\$10,201,512	\$13,040,568	\$7,882,960	\$10,888,933	\$11,710,464	\$53,724,437
Quality of Life	\$18,694,152	\$11,761,200	\$6,555,981	\$7,988,497	\$2,355,816	\$47,355,646
Total (Comprehensive Costs)	\$28,895,664	\$24,801,768	\$14,438,941	\$18,877,430	\$14,066,280	\$101,080,083

Costs of Index Crimes in Allegan County (2010 Dollars)								
	Murder	Rape	Aggravated Assault	Robbery	Larceny	Burglary	Motor Vehicle Theft	Total
Medical Care	\$44,833	\$365,296	\$123,838	\$18,494	\$0	\$0	\$0	\$552,461
Future Earnings (Lost Wages)	\$1,528,515	\$624,104	\$246,389	\$17,437	\$25,875	\$15,648	\$8,463	\$2,466,431
Public Services	\$2,826	\$50,524	\$45,045	\$3,024	\$517,500	\$214,182	\$28,301	\$861,402
Property Damage and Loss	\$1,733	\$10,200	\$10,868	\$8,841	\$1,070,190	\$1,385,337	\$646,373	\$3,133,542
Subtotal (Monetary Costs)	\$1,577,907	\$1,050,124	\$426,140	\$47,796	\$1,613,565	\$1,615,167	\$683,137	\$7,013,836
Quality of Life	\$2,709,249	\$11,891,296	\$1,547,403	\$87,941	\$0	\$202,935	\$34,307	\$16,473,131
Total (Comprehensive Costs)	\$4,287,156	\$12,941,420	\$1,973,543	\$135,737	\$1,613,565	\$1,818,102	\$717,444	\$23,486,967

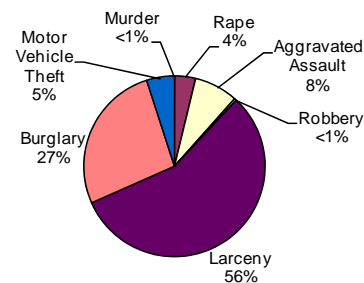
Traffic Crash Casualties



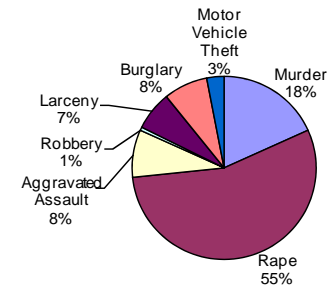
Traffic Crash Costs



Index Crimes



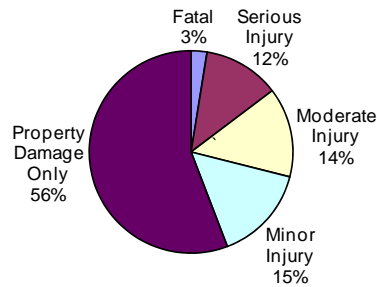
Index Crime Costs



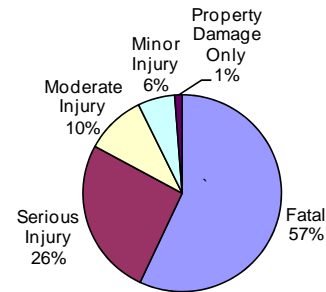
Allegan County Alcohol-Involved Crashes

Traffic Crash Casualty Severity	Traffic Crash Casualties	Traffic Crash Costs
Fatal	5	\$18,059,790
Serious Injury	24	\$8,179,224
Moderate Injury	28	\$3,119,648
Minor Injury	30	\$1,924,200
Property Damage Only	110	\$388,960
Total	197	\$31,671,822
Average cost of traffic crash casualty	\$160,771	

Traffic Crash Casualties



Traffic Crash Costs

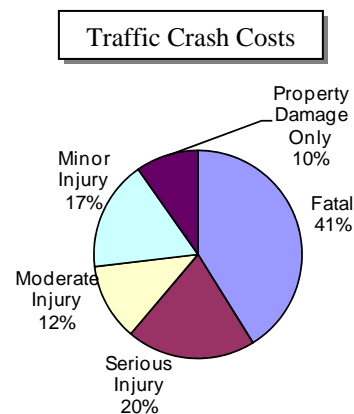
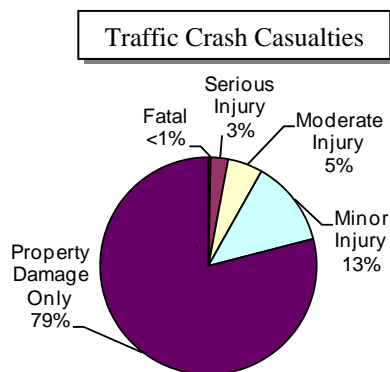


Costs of Alcohol-Involved Traffic Crashes in Allegan County (2010 Dollars)

	Fatal	Serious Injury	Moderate Injury	Minor Injury	Property Damage Only	Total
Medical Care	\$200,255	\$1,649,856	\$717,724	\$280,980	\$33,770	\$2,882,585
Future Earnings (Lost Wages)	\$6,099,120	\$2,410,080	\$824,404	\$488,010	\$107,250	\$9,928,864
Public Services	\$4,295	\$9,144	\$4,984	\$3,180	\$2,970	\$24,573
Property Damage and Loss	\$72,275	\$166,416	\$155,624	\$126,780	\$169,290	\$690,385
Subtotal (Monetary Costs)	\$6,375,945	\$4,235,496	\$1,702,736	\$898,950	\$313,280	\$13,526,407
Quality of Life	\$11,683,845	\$3,943,728	\$1,416,912	\$1,025,250	\$75,680	\$18,145,415
Total (Comprehensive Costs)	\$18,059,790	\$8,179,224	\$3,119,648	\$1,924,200	\$388,960	\$31,671,822

Allegan County Teen-Involved Crashes

Traffic Crash Casualty Severity	Traffic Crash Casualties	Traffic Crash Costs
Fatal	3	\$10,835,874
Serious Injury	23	\$5,281,858
Moderate Injury	46	\$3,147,826
Minor Injury	113	\$4,509,830
Property Damage Only	696	\$2,568,240
Total	881	\$26,343,628
Average cost of traffic crash casualty	\$29,902	

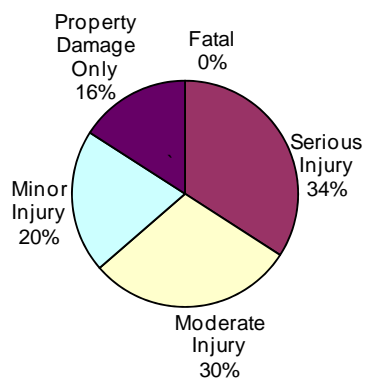


Costs of Teen Driver Traffic Crashes in Allegan County (2010 Dollars)						
	Fatal	Serious Injury	Moderate Injury	Minor Injury	Property Damage Only	Total
Medical Care	\$120,153	\$1,027,479	\$602,232	\$773,824	\$244,992	\$2,768,680
Future Earnings (Lost Wages)	\$3,659,472	\$1,597,097	\$878,002	\$1,306,167	\$719,664	\$8,160,402
Public Services	\$2,577	\$6,716	\$6,302	\$11,074	\$18,792	\$45,461
Property Damage and Loss	\$43,365	\$145,866	\$232,024	\$510,308	\$1,154,664	\$2,086,227
Subtotal (Monetary Costs)	\$3,825,567	\$2,777,158	\$1,718,560	\$2,601,373	\$2,138,112	\$13,060,770
Quality of Life	\$7,010,307	\$2,504,700	\$1,429,266	\$1,908,457	\$430,128	\$13,282,858
Total (Comprehensive Costs)	\$10,835,874	\$5,281,858	\$3,147,826	\$4,509,830	\$2,568,240	\$26,343,628

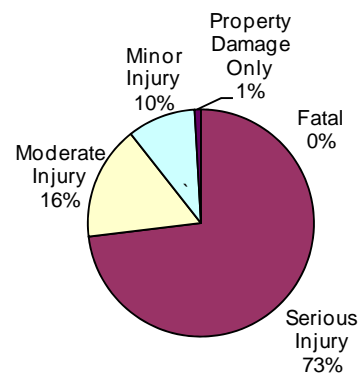
Allegan County Motorcycle-Involved Crashes

Motorcyclist Casualty Severity	Crash Casualties	Crash Costs
Fatal	0	\$0
Serious Injury	15	\$4,892,655
Moderate Injury	13	\$1,089,335
Minor Injury	9	\$652,743
Property Damage Only	7	\$59,374
Total	44	\$6,694,107
Average cost of motorcyclist casualty	\$152,139	

Crash Casualties



Crash Costs



Costs of Motorcycle Traffic Crashes in Allegan County (2010 Dollars)						
	Fatal	Serious Injury	Moderate Injury	Minor Injury	Property Damage Only	Total
Medical Care	\$0	\$937,185	\$200,031	\$92,277	\$7,490	\$1,236,983
Future Earnings (Lost Wages)	\$0	\$1,531,665	\$327,886	\$225,855	\$16,562	\$2,101,968
Public Services	\$0	\$6,030	\$2,366	\$1,566	\$336	\$10,298
Property Damage and Loss	\$0	\$103,365	\$72,930	\$49,302	\$18,935	\$244,532
Subtotal (Monetary Costs)	\$0	\$2,578,245	\$603,213	\$369,000	\$43,323	\$3,593,781
Quality of Life	\$0	\$2,314,410	\$486,122	\$283,743	\$16,051	\$3,100,326
Total (Comprehensive Costs)	\$0	\$4,892,655	\$1,089,335	\$652,743	\$59,374	\$6,694,107

Alpena County

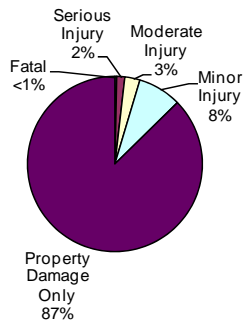
Traffic Crash Casualty Severity	Traffic Crash Casualties	Traffic Crash Costs
Fatal	4	\$14,447,832
Serious Injury	18	\$4,133,628
Moderate Injury	34	\$2,326,654
Minor Injury	97	\$3,871,270
Property Damage Only	1055	\$3,892,950
Total	1208	\$28,672,334
Average cost of traffic crash casualty		\$23,735

Index Crime Category	Number of Index Crimes	Index Crime Costs
Murder	2	\$8,574,312
Rape	22	\$4,186,930
Aggravated Assault	53	\$731,453
Robbery	7	\$135,737
Larceny	456	\$710,904
Burglary	152	\$565,136
Motor Vehicle Theft	15	\$118,260
Total	707	\$15,022,732
Average cost of index crime		\$21,249

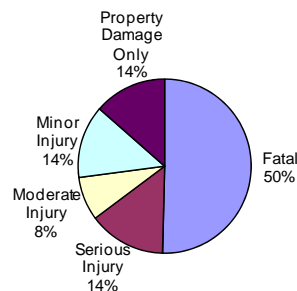
	Fatal	Serious Injury	Moderate Injury	Minor Injury	Property Damage Only	Total
Medical Care	\$160,204	\$804,114	\$445,128	\$664,256	\$371,360	\$2,445,062
Future Earnings (Lost Wages)	\$4,879,296	\$1,249,902	\$648,958	\$1,121,223	\$1,090,870	\$8,990,249
Public Services	\$3,436	\$5,256	\$4,658	\$9,506	\$28,485	\$51,341
Property Damage and Loss	\$57,820	\$114,156	\$171,496	\$438,052	\$1,750,245	\$2,531,769
Subtotal (Monetary Costs)	\$5,100,756	\$2,173,428	\$1,270,240	\$2,233,037	\$3,240,960	\$14,018,421
Quality of Life	\$9,347,076	\$1,960,200	\$1,056,414	\$1,638,233	\$651,990	\$14,653,913
Total (Comprehensive Costs)	\$14,447,832	\$4,133,628	\$2,326,654	\$3,871,270	\$3,892,950	\$28,672,334

	Murder	Rape	Aggravated Assault	Robbery	Larceny	Burglary	Motor Vehicle Theft	Total
Medical Care	\$89,666	\$118,184	\$45,898	\$18,494	\$0	\$0	\$0	\$272,242
Future Earnings (Lost Wages)	\$3,057,030	\$201,916	\$91,319	\$17,437	\$11,400	\$4,864	\$1,395	\$3,385,361
Public Services	\$5,652	\$16,346	\$16,695	\$3,024	\$228,000	\$66,576	\$4,665	\$340,958
Property Damage and Loss	\$3,466	\$3,300	\$4,028	\$8,841	\$471,504	\$430,616	\$106,545	\$1,028,300
Subtotal (Monetary Costs)	\$3,155,814	\$339,746	\$157,940	\$47,796	\$710,904	\$502,056	\$112,605	\$5,026,861
Quality of Life	\$5,418,498	\$3,847,184	\$573,513	\$87,941	\$0	\$63,080	\$5,655	\$9,995,871
Total (Comprehensive Costs)	\$8,574,312	\$4,186,930	\$731,453	\$135,737	\$710,904	\$565,136	\$118,260	\$15,022,732

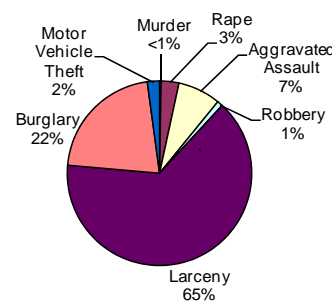
Traffic Crash Casualties



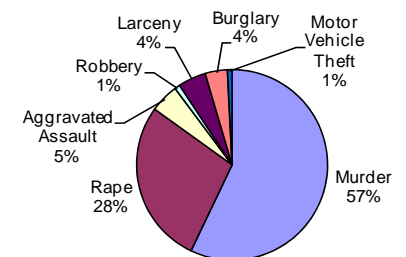
Traffic Crash Costs



Index Crimes



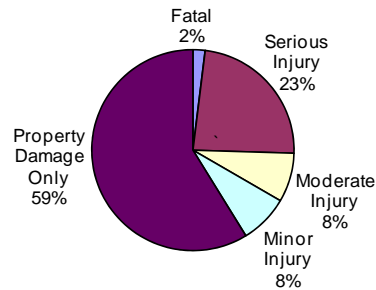
Index Crime Costs



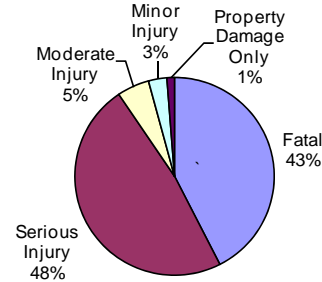
Alpena County Alcohol-Involved Crashes

Traffic Crash Casualty Severity	Traffic Crash Casualties	Traffic Crash Costs
Fatal	1	\$3,611,958
Serious Injury	12	\$4,089,612
Moderate Injury	4	\$445,664
Minor Injury	4	\$256,560
Property Damage Only	30	\$106,080
Total	51	\$8,509,874
Average cost of traffic crash casualty	\$166,860	

Traffic Crash Casualties



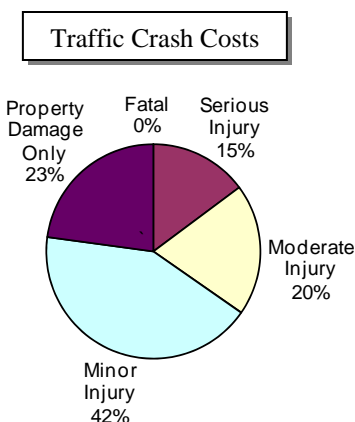
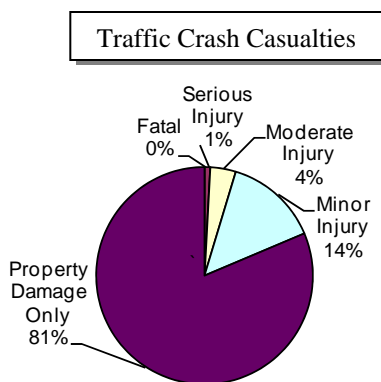
Traffic Crash Costs



Costs of Alcohol-Involved Traffic Crashes in Alpena County (2010 Dollars)						
	Fatal	Serious Injury	Moderate Injury	Minor Injury	Property Damage Only	Total
Medical Care	\$40,051	\$824,928	\$102,532	\$37,464	\$9,210	\$1,014,185
Future Earnings (Lost Wages)	\$1,219,824	\$1,205,040	\$117,772	\$65,068	\$29,250	\$2,636,954
Public Services	\$859	\$4,572	\$712	\$424	\$810	\$7,377
Property Damage and Loss	\$14,455	\$83,208	\$22,232	\$16,904	\$46,170	\$182,969
Subtotal (Monetary Costs)	\$1,275,189	\$2,117,748	\$243,248	\$119,860	\$85,440	\$3,841,485
Quality of Life	\$2,336,769	\$1,971,864	\$202,416	\$136,700	\$20,640	\$4,668,389
Total (Comprehensive Costs)	\$3,611,958	\$4,089,612	\$445,664	\$256,560	\$106,080	\$8,509,874

Alpena County Teen-Involved Crashes

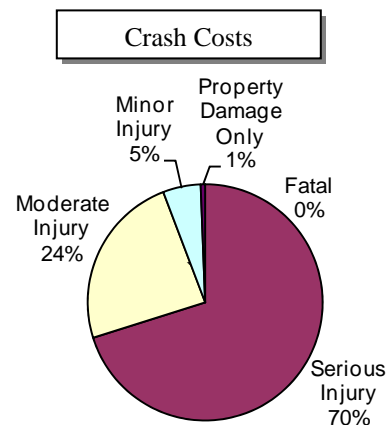
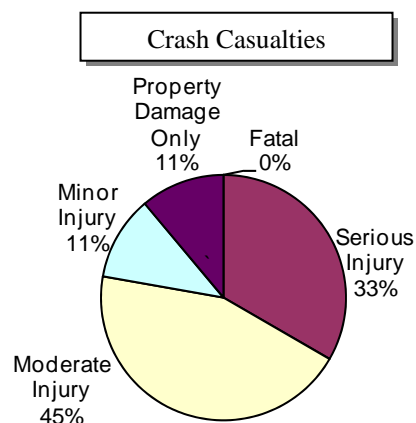
Traffic Crash Casualty Severity	Traffic Crash Casualties	Traffic Crash Costs
Fatal	0	\$0
Serious Injury	2	\$459,292
Moderate Injury	9	\$615,879
Minor Injury	33	\$1,317,030
Property Damage Only	192	\$708,480
Total	236	\$3,100,681
Average cost of traffic crash casualty	\$13,138	



Costs of Teen Driver Traffic Crashes in Alpena County (2010 Dollars)						
	Fatal	Serious Injury	Moderate Injury	Minor Injury	Property Damage Only	Total
Medical Care	\$0	\$89,346	\$117,828	\$225,984	\$67,584	\$500,742
Future Earnings (Lost Wages)	\$0	\$138,878	\$171,783	\$381,447	\$198,528	\$890,636
Public Services	\$0	\$584	\$1,233	\$3,234	\$5,184	\$10,235
Property Damage and Loss	\$0	\$12,684	\$45,396	\$149,028	\$318,528	\$525,636
Subtotal (Monetary Costs)	\$0	\$241,492	\$336,240	\$759,693	\$589,824	\$1,927,249
Quality of Life	\$0	\$217,800	\$279,639	\$557,337	\$118,656	\$1,173,432
Total (Comprehensive Costs)	\$0	\$459,292	\$615,879	\$1,317,030	\$708,480	\$3,100,681

Alpena County Motorcycle-Involved Crashes

Motorcyclist Casualty Severity	Crash Casualties	Crash Costs
Fatal	0	\$0
Serious Injury	3	\$978,531
Moderate Injury	4	\$335,180
Minor Injury	1	\$72,527
Property Damage Only	1	\$8,482
Total	9	\$1,394,720
Average cost of motorcyclist casualty	\$154,969	



Costs of Motorcycle Traffic Crashes in Alpena County (2010 Dollars)						
	Fatal	Serious Injury	Moderate Injury	Minor Injury	Property Damage Only	Total
Medical Care	\$0	\$187,437	\$61,548	\$10,253	\$1,070	\$260,308
Future Earnings (Lost Wages)	\$0	\$306,333	\$100,888	\$25,095	\$2,366	\$434,682
Public Services	\$0	\$1,206	\$728	\$174	\$48	\$2,156
Property Damage and Loss	\$0	\$20,673	\$22,440	\$5,478	\$2,705	\$51,296
Subtotal (Monetary Costs)	\$0	\$515,649	\$185,604	\$41,000	\$6,189	\$748,442
Quality of Life	\$0	\$462,882	\$149,576	\$31,527	\$2,293	\$646,278
Total (Comprehensive Costs)	\$0	\$978,531	\$335,180	\$72,527	\$8,482	\$1,394,720

Antrim County

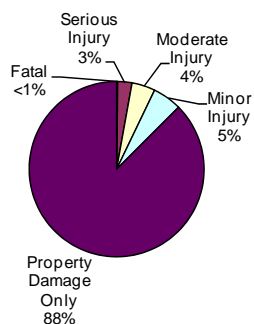
Traffic Crash Casualty Severity	Traffic Crash Casualties	Traffic Crash Costs
Fatal	2	\$7,223,916
Serious Injury	30	\$6,889,380
Moderate Injury	49	\$3,353,119
Minor Injury	61	\$2,434,510
Property Damage Only	992	\$3,660,480
Total	1134	\$23,561,405
Average cost of traffic crash casualty		\$20,777

Index Crime Category	Number of Index Crimes	Index Crime Costs
Murder	0	\$0
Rape	15	\$2,854,725
Aggravated Assault	18	\$248,418
Robbery	1	\$19,391
Larceny	341	\$531,619
Burglary	164	\$609,752
Motor Vehicle Theft	23	\$181,332
Total	562	\$4,445,237
Average cost of traffic crash casualty		\$7,910

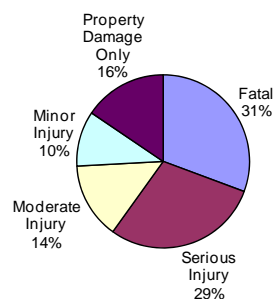
Costs of Traffic Crashes in Antrim County (2010 Dollars)						
	Fatal	Serious Injury	Moderate Injury	Minor Injury	Property Damage Only	Total
Medical Care	\$80,102	\$1,340,190	\$641,508	\$417,728	\$349,184	\$2,828,712
Future Earnings (Lost Wages)	\$2,439,648	\$2,083,170	\$935,263	\$705,099	\$1,025,728	\$7,188,908
Public Services	\$1,718	\$8,760	\$6,713	\$5,978	\$26,784	\$49,953
Property Damage and Loss	\$28,910	\$190,260	\$247,156	\$275,476	\$1,645,728	\$2,387,530
Subtotal (Monetary Costs)	\$2,550,378	\$3,622,380	\$1,830,640	\$1,404,281	\$3,047,424	\$12,455,103
Quality of Life	\$4,673,538	\$3,267,000	\$1,522,479	\$1,030,229	\$613,056	\$11,106,302
Total (Comprehensive Costs)	\$7,223,916	\$6,889,380	\$3,353,119	\$2,434,510	\$3,660,480	\$23,561,405

Costs of Index Crimes in Antrim County (2010 Dollars)								
	Murder	Rape	Aggravated Assault	Robbery	Larceny	Burglary	Motor Vehicle Theft	Total
Medical Care	\$0	\$80,580	\$15,588	\$2,642	\$0	\$0	\$0	\$98,810
Future Earnings (Lost Wages)	\$0	\$137,670	\$31,014	\$2,491	\$8,525	\$5,248	\$2,139	\$187,087
Public Services	\$0	\$11,145	\$5,670	\$432	\$170,500	\$71,832	\$7,153	\$266,732
Property Damage and Loss	\$0	\$2,250	\$1,368	\$1,263	\$352,594	\$464,612	\$163,369	\$985,456
Subtotal (Monetary Costs)	\$0	\$231,645	\$53,640	\$6,828	\$531,619	\$541,692	\$172,661	\$1,538,085
Quality of Life	\$0	\$2,623,080	\$194,778	\$12,563	\$0	\$68,060	\$8,671	\$2,907,152
Total (Comprehensive Costs)	\$0	\$2,854,725	\$248,418	\$19,391	\$531,619	\$609,752	\$181,332	\$4,445,237

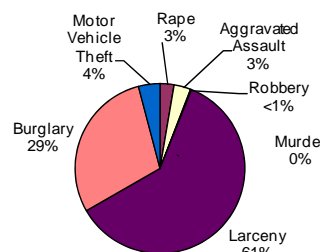
Traffic Crash Casualties



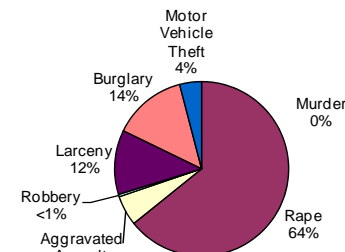
Traffic Crash Costs



Index Crimes



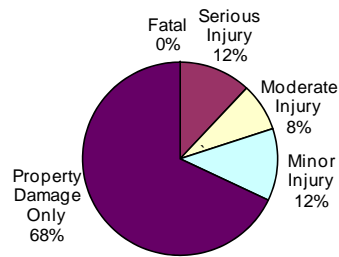
Index Crime Costs



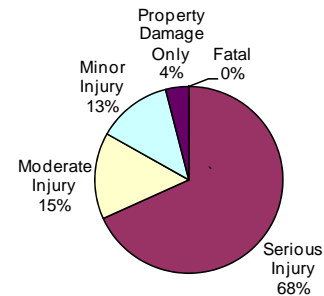
Antrim County Alcohol-Involved Crashes

Traffic Crash Casualty Severity	Traffic Crash Casualties	Traffic Crash Costs
Fatal	0	\$0
Serious Injury	3	\$1,022,403
Moderate Injury	2	\$222,832
Minor Injury	3	\$192,420
Property Damage Only	17	\$60,112
Total	25	\$1,497,767
Average cost of traffic crash casualty	\$59,911	

Traffic Crash Casualties



Traffic Crash Costs

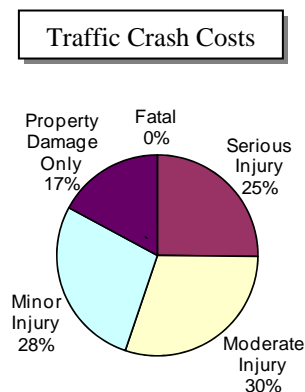
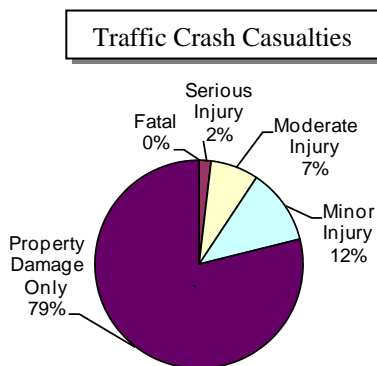


Costs of Alcohol-Involved Traffic Crashes in Antrim County (2010 Dollars)

	Fatal	Serious Injury	Moderate Injury	Minor Injury	Property Damage Only	Total
Medical Care	\$0	\$206,232	\$51,266	\$28,098	\$5,219	\$290,815
Future Earnings (Lost Wages)	\$0	\$301,260	\$58,886	\$48,801	\$16,575	\$425,522
Public Services	\$0	\$1,143	\$356	\$318	\$459	\$2,276
Property Damage and Loss	\$0	\$20,802	\$11,116	\$12,678	\$26,163	\$70,759
Subtotal (Monetary Costs)	\$0	\$529,437	\$121,624	\$89,895	\$48,416	\$789,372
Quality of Life	\$0	\$492,966	\$101,208	\$102,525	\$11,696	\$708,395
Total (Comprehensive Costs)	\$0	\$1,022,403	\$222,832	\$192,420	\$60,112	\$1,497,767

Antrim County Teen-Involved Crashes

Traffic Crash Casualty Severity	Traffic Crash Casualties	Traffic Crash Costs
Fatal	0	\$0
Serious Injury	3	\$688,938
Moderate Injury	12	\$821,172
Minor Injury	19	\$758,290
Property Damage Only	127	\$468,630
Total	161	\$2,737,030
Average cost of traffic crash casualty	\$17,000	

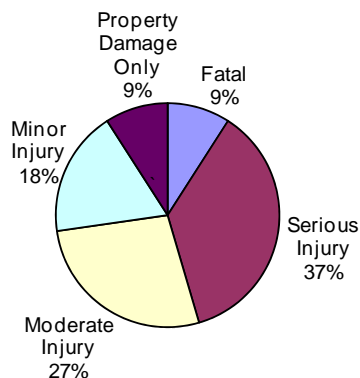


Costs of Teen Driver Traffic Crashes in Antrim County (2010 Dollars)						
	Fatal	Serious Injury	Moderate Injury	Minor Injury	Property Damage Only	Total
Medical Care	\$0	\$134,019	\$157,104	\$130,112	\$44,704	\$465,939
Future Earnings (Lost Wages)	\$0	\$208,317	\$229,044	\$219,621	\$131,318	\$788,300
Public Services	\$0	\$876	\$1,644	\$1,862	\$3,429	\$7,811
Property Damage and Loss	\$0	\$19,026	\$60,528	\$85,804	\$210,693	\$376,051
Subtotal (Monetary Costs)	\$0	\$362,238	\$448,320	\$437,399	\$390,144	\$1,638,101
Quality of Life	\$0	\$326,700	\$372,852	\$320,891	\$78,486	\$1,098,929
Total (Comprehensive Costs)	\$0	\$688,938	\$821,172	\$758,290	\$468,630	\$2,737,030

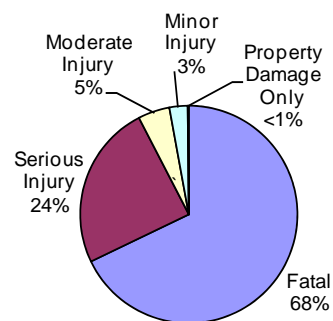
Antrim County Motorcycle-Involved Crashes

Motorcyclist Casualty Severity	Crash Casualties	Crash Costs
Fatal	1	\$3,613,578
Serious Injury	4	\$1,304,708
Moderate Injury	3	\$251,385
Minor Injury	2	\$145,054
Property Damage Only	1	\$8,482
Total	11	\$5,323,207
Average cost of motorcyclist casualty	\$483,928	

Crash Casualties



Crash Costs



Costs of Motorcycle Traffic Crashes in Antrim County (2010 Dollars)						
	Fatal	Serious Injury	Moderate Injury	Minor Injury	Property Damage Only	Total
Medical Care	\$40,110	\$249,916	\$46,161	\$20,506	\$1,070	\$357,763
Future Earnings (Lost Wages)	\$1,220,446	\$408,444	\$75,666	\$50,190	\$2,366	\$1,757,112
Public Services	\$859	\$1,608	\$546	\$348	\$48	\$3,409
Property Damage and Loss	\$15,394	\$27,564	\$16,830	\$10,956	\$2,705	\$73,449
Subtotal (Monetary Costs)	\$1,276,809	\$687,532	\$139,203	\$82,000	\$6,189	\$2,191,733
Quality of Life	\$2,336,769	\$617,176	\$112,182	\$63,054	\$2,293	\$3,131,474
Total (Comprehensive Costs)	\$3,613,578	\$1,304,708	\$251,385	\$145,054	\$8,482	\$5,323,207

Arenac County

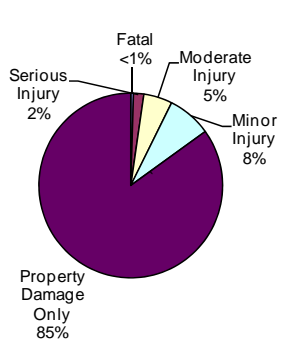
Traffic Crash Casualty Severity	Traffic Crash Casualties	Traffic Crash Costs
Fatal	5	\$18,059,790
Serious Injury	19	\$4,363,274
Moderate Injury	53	\$3,626,843
Minor Injury	81	\$3,232,710
Property Damage Only	891	\$3,287,790
Total	1049	\$32,570,407
Average cost of traffic crash casualty	\$31,049	

Index Crime Category	Number of Index Crimes	Index Crime Costs
Murder	0	\$0
Rape	15	\$2,854,725
Aggravated Assault	18	\$248,418
Robbery	1	\$19,391
Larceny	121	\$188,639
Burglary	58	\$215,644
Motor Vehicle Theft	10	\$78,840
Total	223	\$3,605,657
Average cost of traffic crash casualty	\$16,169	

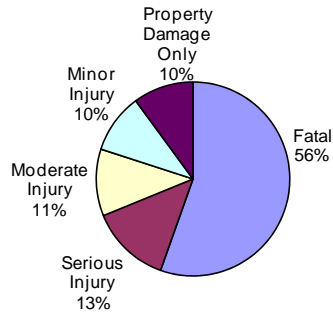
	Fatal	Serious Injury	Moderate Injury	Minor Injury	Property Damage Only	Total
Medical Care	\$200,255	\$848,787	\$693,876	\$554,688	\$313,632	\$2,611,238
Future Earnings (Lost Wages)	\$6,099,120	\$1,319,341	\$1,011,611	\$936,279	\$921,294	\$10,287,645
Public Services	\$4,295	\$5,548	\$7,261	\$7,938	\$24,057	\$49,099
Property Damage and Loss	\$72,275	\$120,498	\$267,332	\$365,796	\$1,478,169	\$2,304,070
Subtotal (Monetary Costs)	\$6,375,945	\$2,294,174	\$1,980,080	\$1,864,701	\$2,737,152	\$15,252,052
Quality of Life	\$11,683,845	\$2,069,100	\$1,646,763	\$1,368,009	\$550,638	\$17,318,355
Total (Comprehensive Costs)	\$18,059,790	\$4,363,274	\$3,626,843	\$3,232,710	\$3,287,790	\$32,570,407

	Murder	Rape	Aggravated Assault	Robbery	Larceny	Burglary	Motor Vehicle Theft	Total
Medical Care	\$0	\$80,580	\$15,588	\$2,642	\$0	\$0	\$0	\$98,810
Future Earnings (Lost Wages)	\$0	\$137,670	\$31,014	\$2,491	\$3,025	\$1,856	\$930	\$176,986
Public Services	\$0	\$11,145	\$5,670	\$432	\$60,500	\$25,404	\$3,110	\$106,261
Property Damage and Loss	\$0	\$2,250	\$1,368	\$1,263	\$125,114	\$164,314	\$71,030	\$365,339
Subtotal (Monetary Costs)	\$0	\$231,645	\$53,640	\$6,828	\$188,639	\$191,574	\$75,070	\$747,396
Quality of Life	\$0	\$2,623,080	\$194,778	\$12,563	\$0	\$24,070	\$3,770	\$2,858,261
Total (Comprehensive Costs)	\$0	\$2,854,725	\$248,418	\$19,391	\$188,639	\$215,644	\$78,840	\$3,605,657

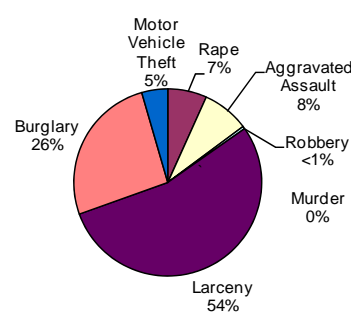
Traffic Crash Casualties



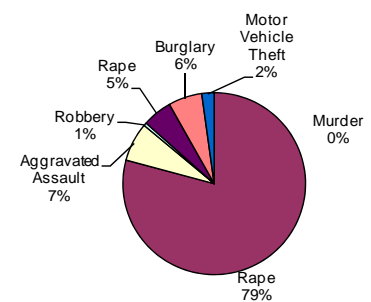
Traffic Crash Costs



Index Crimes



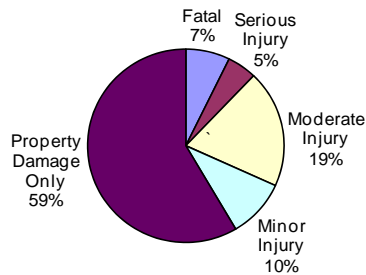
Index Crime Costs



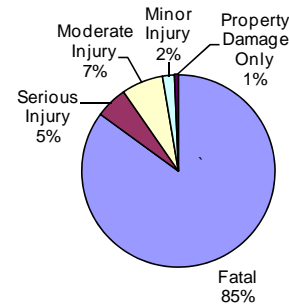
Arenac County Alcohol-Involved Crashes

Traffic Crash Casualty Severity	Traffic Crash Casualties	Traffic Crash Costs
Fatal	3	\$10,835,874
Serious Injury	2	\$681,602
Moderate Injury	8	\$891,328
Minor Injury	4	\$256,560
Property Damage Only	24	\$84,864
Total	41	\$12,750,228
Average cost of traffic crash casualty	\$310,981	

Traffic Crash Casualties



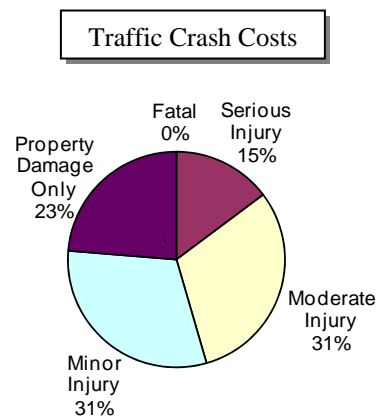
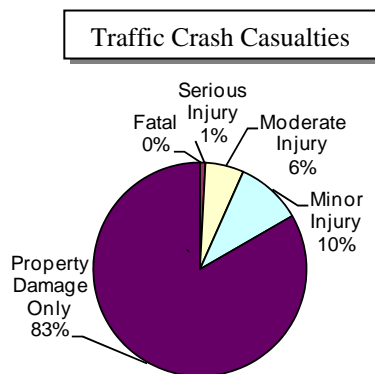
Traffic Crash Costs



Costs of Alcohol-Involved Traffic Crashes in Arenac County (2010 Dollars)						
	Fatal	Serious Injury	Moderate Injury	Minor Injury	Property Damage Only	Total
Medical Care	\$120,153	\$137,488	\$205,064	\$37,464	\$7,368	\$507,537
Future Earnings (Lost Wages)	\$3,659,472	\$200,840	\$235,544	\$65,068	\$23,400	\$4,184,324
Public Services	\$2,577	\$762	\$1,424	\$424	\$648	\$5,835
Property Damage and Loss	\$43,365	\$13,868	\$44,464	\$16,904	\$36,936	\$155,537
Subtotal (Monetary Costs)	\$3,825,567	\$352,958	\$486,496	\$119,860	\$68,352	\$4,853,233
Quality of Life	\$7,010,307	\$328,644	\$404,832	\$136,700	\$16,512	\$7,896,995
Total (Comprehensive Costs)	\$10,835,874	\$681,602	\$891,328	\$256,560	\$84,864	\$12,750,228

Arenac County Teen-Involved Crashes

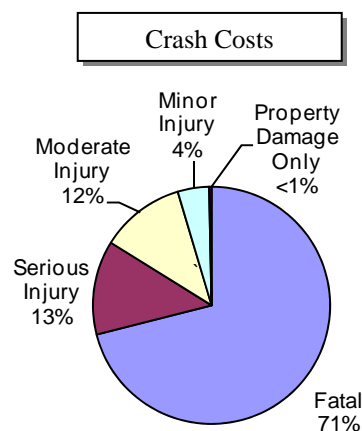
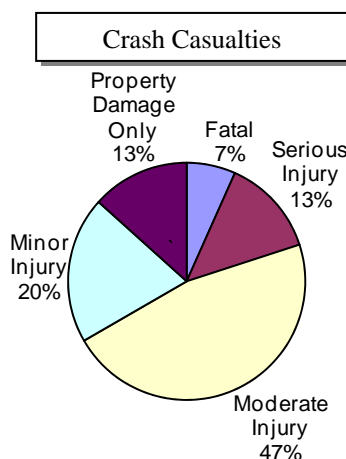
Traffic Crash Casualty Severity	Traffic Crash Casualties	Traffic Crash Costs
Fatal	0	\$0
Serious Injury	1	\$229,646
Moderate Injury	7	\$479,017
Minor Injury	12	\$478,920
Property Damage Only	100	\$369,000
Total	120	\$1,556,583
Average cost of traffic crash casualty	\$12,972	



Costs of Teen Driver Traffic Crashes in Arenac County (2010 Dollars)						
	Fatal	Serious Injury	Moderate Injury	Minor Injury	Property Damage Only	Total
Medical Care	\$0	\$44,673	\$91,644	\$82,176	\$35,200	\$253,693
Future Earnings (Lost Wages)	\$0	\$69,439	\$133,609	\$138,708	\$103,400	\$445,156
Public Services	\$0	\$292	\$959	\$1,176	\$2,700	\$5,127
Property Damage and Loss	\$0	\$6,342	\$35,308	\$54,192	\$165,900	\$261,742
Subtotal (Monetary Costs)	\$0	\$120,746	\$261,520	\$276,252	\$307,200	\$965,718
Quality of Life	\$0	\$108,908	\$217,497	\$202,668	\$61,800	\$590,865
Total (Comprehensive Costs)	\$0	\$229,646	\$479,017	\$478,920	\$369,000	\$1,556,583

Arenac County Motorcycle-Involved Crashes

Motorcyclist Casualty Severity	Crash Casualties	Crash Costs
Fatal	1	\$3,613,578
Serious Injury	2	\$652,354
Moderate Injury	7	\$586,565
Minor Injury	3	\$217,581
Property Damage Only	2	\$16,964
Total	15	\$5,087,042
Average cost of motorcyclist casualty	\$339,136	



Costs of Motorcycle Traffic Crashes in Arenac County (2010 Dollars)						
	Fatal	Serious Injury	Moderate Injury	Minor Injury	Property Damage Only	Total
Medical Care	\$40,110	\$124,958	\$107,709	\$30,759	\$2,140	\$305,676
Future Earnings (Lost Wages)	\$1,220,446	\$204,222	\$176,554	\$75,285	\$4,732	\$1,681,239
Public Services	\$859	\$804	\$1,274	\$522	\$96	\$3,555
Property Damage and Loss	\$15,394	\$13,782	\$39,270	\$16,434	\$5,410	\$90,290
Subtotal (Monetary Costs)	\$1,276,809	\$343,766	\$324,807	\$123,000	\$12,378	\$2,080,760
Quality of Life	\$2,336,769	\$308,588	\$261,758	\$94,581	\$4,586	\$3,006,282
Total (Comprehensive Costs)	\$3,613,578	\$652,354	\$586,565	\$217,581	\$16,964	\$5,087,042

Baraga County

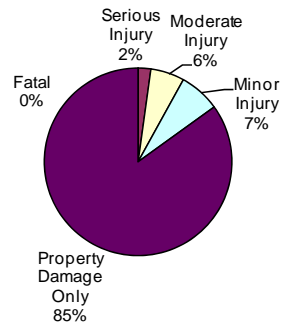
Traffic Crash Casualty Severity	Traffic Crash Casualties	Traffic Crash Costs
Fatal	0	\$0
Serious Injury	9	\$2,066,814
Moderate Injury	24	\$1,642,344
Minor Injury	29	\$1,157,390
Property Damage Only	350	\$1,291,500
Total	412	\$6,158,048
Average cost of traffic crash casualty	\$14,947	

Index Crime Category	Number of Index Crimes	Index Crime Costs
Murder	0	\$0
Rape	1	\$190,315
Aggravated Assault	4	\$55,204
Robbery	0	\$0
Larceny	15	\$23,385
Burglary	19	\$70,642
Motor Vehicle Theft	1	\$7,884
Total	40	\$347,430
Average cost of index crime	\$8,686	

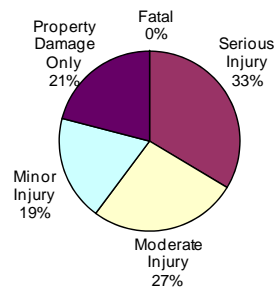
	Fatal	Serious Injury	Moderate Injury	Minor Injury	Property Damage Only	Total
Medical Care	\$0	\$402,057	\$314,208	\$198,592	\$123,200	\$1,038,057
Future Earnings (Lost Wages)	\$0	\$624,951	\$458,088	\$335,211	\$361,900	\$1,780,150
Public Services	\$0	\$2,628	\$3,288	\$2,842	\$9,450	\$18,208
Property Damage and Loss	\$0	\$57,078	\$121,056	\$130,964	\$580,650	\$889,748
Subtotal (Monetary Costs)	\$0	\$1,086,714	\$896,640	\$667,609	\$1,075,200	\$3,726,163
Quality of Life	\$0	\$980,100	\$745,704	\$489,781	\$216,300	\$2,431,885
Total (Comprehensive Costs)	\$0	\$2,066,814	\$1,642,344	\$1,157,390	\$1,291,500	\$6,158,048

	Murder	Rape	Aggravated Assault	Robbery	Larceny	Burglary	Motor Vehicle Theft	Total
Medical Care	\$0	\$5,372	\$3,464	\$0	\$0	\$0	\$0	\$8,836
Future Earnings (Lost Wages)	\$0	\$9,178	\$6,892	\$0	\$375	\$608	\$93	\$17,146
Public Services	\$0	\$743	\$1,260	\$0	\$7,500	\$8,322	\$311	\$18,136
Property Damage and Loss	\$0	\$150	\$304	\$0	\$15,510	\$53,827	\$7,103	\$76,894
Subtotal (Monetary Costs)	\$0	\$15,443	\$11,920	\$0	\$23,385	\$62,757	\$7,507	\$121,012
Quality of Life	\$0	\$174,872	\$43,284	\$0	\$0	\$7,885	\$377	\$226,418
Total (Comprehensive Costs)	\$0	\$190,315	\$55,204	\$0	\$23,385	\$70,642	\$7,884	\$347,430

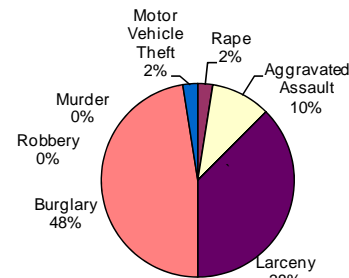
Traffic Crash Casualties



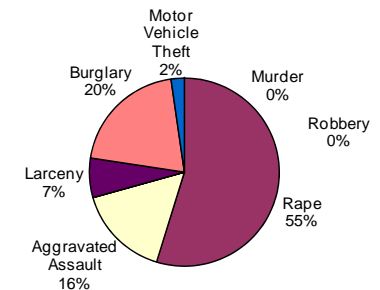
Traffic Crash Costs



Index Crimes



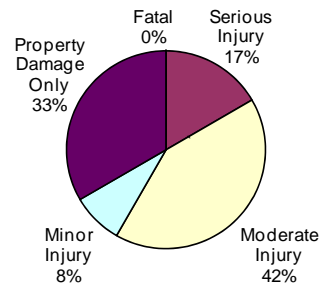
Index Crime Costs



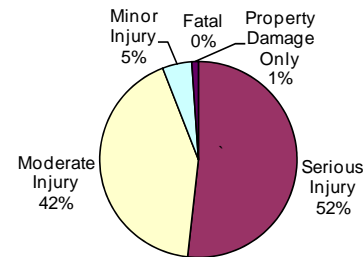
Baraga County Alcohol-Involved Crashes

Traffic Crash Casualty Severity	Traffic Crash Casualties	Traffic Crash Costs
Fatal	0	\$0
Serious Injury	2	\$681,602
Moderate Injury	5	\$557,080
Minor Injury	1	\$64,140
Property Damage Only	4	\$14,144
Total	12	\$1,316,966
Average cost of traffic crash casualty	\$109,747	

Traffic Crash Casualties



Traffic Crash Costs



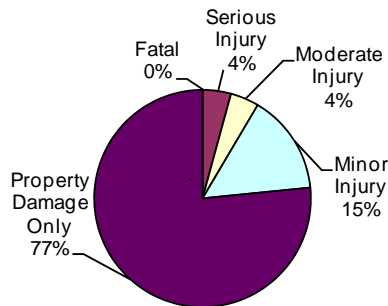
Costs of Alcohol-Involved Traffic Crashes in Baraga County (2010 Dollars)

	Fatal	Serious Injury	Moderate Injury	Minor Injury	Property Damage Only	Total
Medical Care	\$0	\$137,488	\$128,165	\$9,366	\$1,228	\$276,247
Future Earnings (Lost Wages)	\$0	\$200,840	\$147,215	\$16,267	\$3,900	\$368,222
Public Services	\$0	\$762	\$890	\$106	\$108	\$1,866
Property Damage and Loss	\$0	\$13,868	\$27,790	\$4,226	\$6,156	\$52,040
Subtotal (Monetary Costs)	\$0	\$352,958	\$304,060	\$29,965	\$11,392	\$698,375
Quality of Life	\$0	\$328,644	\$253,020	\$34,175	\$2,752	\$618,591
Total (Comprehensive Costs)	\$0	\$681,602	\$557,080	\$64,140	\$14,144	\$1,316,966

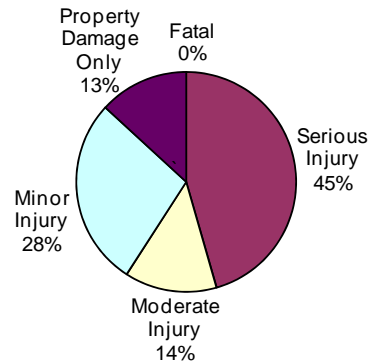
Baraga County Teen-Involved Crashes

Traffic Crash Casualty Severity	Traffic Crash Casualties	Traffic Crash Costs
Fatal	0	\$0
Serious Injury	2	\$459,292
Moderate Injury	2	\$136,862
Minor Injury	7	\$279,370
Property Damage Only	36	\$132,840
Total	47	\$1,008,364
Average cost of traffic crash casualty	\$21,455	

Traffic Crash Casualties



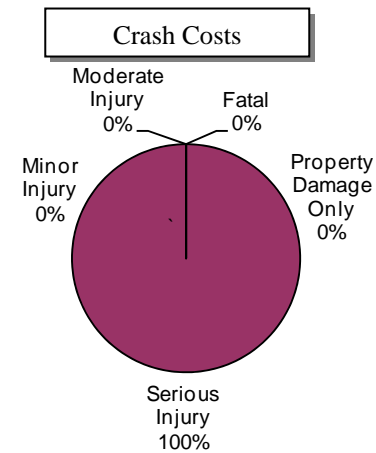
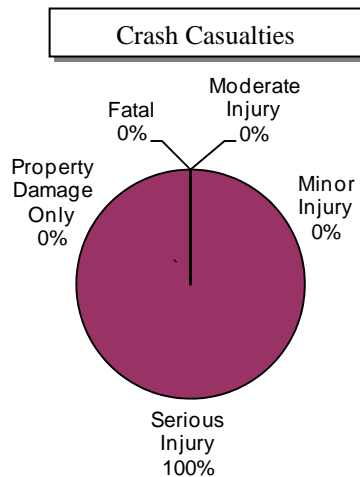
Traffic Crash Costs



Costs of Teen Driver Traffic Crashes in Baraga County (2010 Dollars)						
	Fatal	Serious Injury	Moderate Injury	Minor Injury	Property Damage Only	Total
Medical Care	\$0	\$89,346	\$26,184	\$47,936	\$12,672	\$176,138
Future Earnings (Lost Wages)	\$0	\$138,878	\$38,174	\$80,913	\$37,224	\$295,189
Public Services	\$0	\$584	\$274	\$686	\$972	\$2,516
Property Damage and Loss	\$0	\$12,684	\$10,088	\$31,612	\$59,724	\$114,108
Subtotal (Monetary Costs)	\$0	\$241,492	\$74,720	\$161,147	\$110,592	\$587,951
Quality of Life	\$0	\$217,808	\$62,142	\$118,223	\$22,248	\$420,413
Total (Comprehensive Costs)	\$0	\$459,292	\$136,862	\$279,370	\$132,840	\$1,008,364

Baraga County Motorcycle-Involved Crashes

Motorcyclist Casualty Severity	Crash Casualties	Crash Costs
Fatal	0	\$0
Serious Injury	2	\$652,354
Moderate Injury	0	\$0
Minor Injury	0	\$0
Property Damage Only	0	\$0
Total	2	\$652,354
Average cost of motorcyclist casualty	\$326,177	



Costs of Motorcycle Traffic Crashes in Baraga County (2010 Dollars)						
	Fatal	Serious Injury	Moderate Injury	Minor Injury	Property Damage Only	Total
Medical Care	\$0	\$124,958	\$0	\$0	\$0	\$124,958
Future Earnings (Lost Wages)	\$0	\$204,222	\$0	\$0	\$0	\$204,222
Public Services	\$0	\$804	\$0	\$0	\$0	\$804
Property Damage and Loss	\$0	\$13,782	\$0	\$0	\$0	\$13,782
Subtotal (Monetary Costs)	\$0	\$343,766	\$0	\$0	\$0	\$343,766
Quality of Life	\$0	\$308,588	\$0	\$0	\$0	\$308,588
Total (Comprehensive Costs)	\$0	\$652,354	\$0	\$0	\$0	\$652,354

Barry County

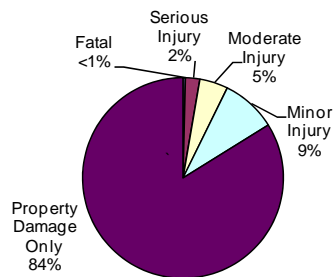
Traffic Crash Casualty Severity	Traffic Crash Casualties	Traffic Crash Costs
Fatal	9	\$32,507,622
Serious Injury	56	\$12,860,176
Moderate Injury	110	\$7,527,410
Minor Injury	214	\$8,540,740
Property Damage Only	2019	\$7,450,110
Total	2408	\$68,886,058
Average cost of traffic crash casualty		\$28,607

Index Crime Category	Number of Index Crimes	Index Crime Costs
Murder	0	\$0
Rape	36	\$6,851,340
Aggravated Assault	58	\$800,458
Robbery	5	\$96,955
Larceny	690	\$1,075,710
Burglary	269	\$1,000,142
Motor Vehicle Theft	48	\$378,432
Total	1106	\$10,203,037
Average cost of index crime		\$9,225

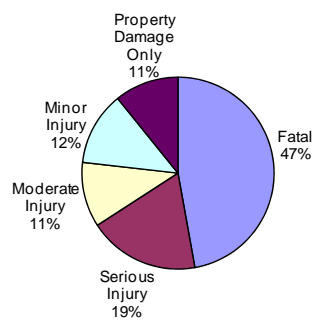
Costs of Traffic Crashes in Barry County (2010 Dollars)						
	Fatal	Serious Injury	Moderate Injury	Minor Injury	Property Damage Only	Total
Medical Care	\$360,459	\$2,501,688	\$1,440,120	\$1,465,472	\$710,688	\$6,478,427
Future Earnings (Lost Wages)	\$10,978,416	\$3,888,584	\$2,099,570	\$2,473,626	\$2,087,646	\$21,527,842
Public Services	\$7,731	\$16,352	\$15,070	\$20,972	\$54,513	\$114,638
Property Damage and Loss	\$130,095	\$355,152	\$554,840	\$966,424	\$3,349,521	\$5,356,032
Subtotal (Monetary Costs)	\$11,476,701	\$6,761,776	\$4,109,600	\$4,926,494	\$6,202,368	\$33,476,939
Quality of Life	\$21,030,921	\$6,098,400	\$3,417,810	\$3,614,246	\$1,247,742	\$35,409,119
Total (Comprehensive Costs)	\$32,507,622	\$12,860,176	\$7,527,410	\$8,540,740	\$7,450,110	\$68,886,058

Costs of Index Crimes in Barry County (2010 Dollars)								
	Murder	Rape	Aggravated Assault	Robbery	Larceny	Burglary	Motor Vehicle Theft	Total
Medical Care	\$0	\$193,392	\$50,228	\$13,210	\$0	\$0	\$0	\$256,830
Future Earnings (Lost Wages)	\$0	\$330,408	\$99,934	\$12,455	\$17,250	\$8,608	\$4,464	\$473,119
Public Services	\$0	\$26,748	\$18,270	\$2,160	\$345,000	\$117,822	\$14,928	\$524,928
Property Damage and Loss	\$0	\$5,400	\$4,408	\$6,315	\$713,460	\$762,077	\$340,944	\$1,832,604
Subtotal (Monetary Costs)	\$0	\$555,948	\$172,840	\$34,140	\$1,075,710	\$888,507	\$360,336	\$3,087,481
Quality of Life	\$0	\$6,295,392	\$627,618	\$62,815	\$0	\$111,635	\$18,096	\$7,115,556
Total (Comprehensive Costs)	\$0	\$6,851,340	\$800,458	\$96,955	\$1,075,710	\$1,000,142	\$378,432	\$10,203,037

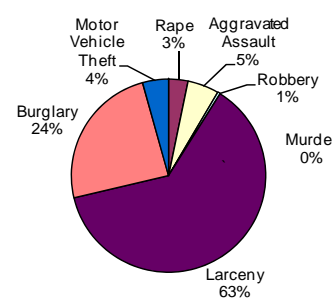
Traffic Crash Casualties



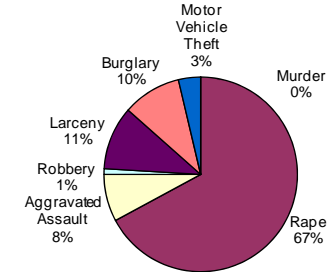
Traffic Crash Costs



Index Crimes



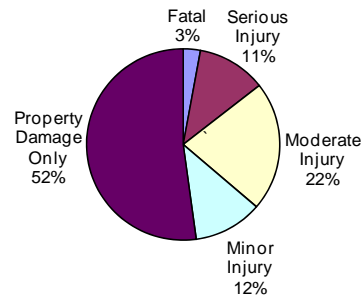
Index Crime Costs



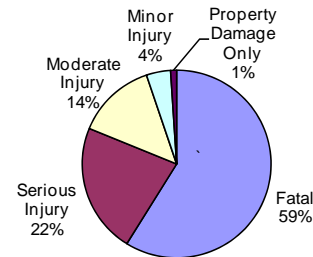
Barry County Alcohol-Involved Crashes

Traffic Crash Casualty Severity	Traffic Crash Casualties	Traffic Crash Costs
Fatal	2	\$7,223,916
Serious Injury	8	\$2,726,408
Moderate Injury	15	\$1,671,240
Minor Injury	8	\$513,120
Property Damage Only	36	\$127,296
Total	69	\$12,261,980
Average cost of traffic crash casualty	\$177,710	

Traffic Crash Casualties



Traffic Crash Costs



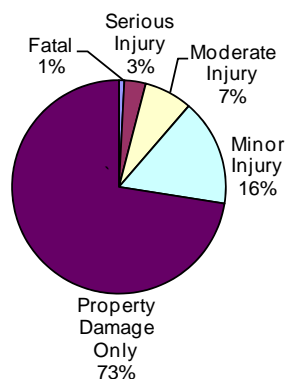
Costs of Alcohol-Involved Traffic Crashes in Barry County (2010 Dollars)

	Fatal	Serious Injury	Moderate Injury	Minor Injury	Property Damage Only	Total
Medical Care	\$80,102	\$549,952	\$384,495	\$74,928	\$11,052	\$1,100,529
Future Earnings (Lost Wages)	\$2,439,648	\$803,360	\$441,645	\$130,136	\$35,100	\$3,849,889
Public Services	\$1,718	\$3,048	\$2,670	\$848	\$972	\$9,256
Property Damage and Loss	\$28,910	\$55,472	\$83,370	\$33,808	\$55,404	\$256,964
Subtotal (Monetary Costs)	\$2,550,378	\$1,411,832	\$912,180	\$239,720	\$102,528	\$5,216,638
Quality of Life	\$4,673,538	\$1,314,576	\$759,060	\$273,400	\$24,768	\$7,045,342
Total (Comprehensive Costs)	\$7,223,916	\$2,726,408	\$1,671,240	\$513,120	\$127,296	\$12,261,980

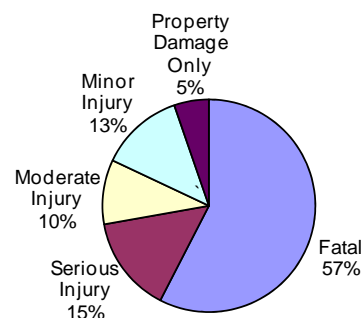
Barry County Teen-Involved Crashes

Traffic Crash Casualty Severity	Traffic Crash Casualties	Traffic Crash Costs
Fatal	3	\$10,835,874
Serious Injury	12	\$2,755,752
Moderate Injury	27	\$1,847,637
Minor Injury	60	\$2,394,600
Property Damage Only	269	\$992,610
Total	371	\$18,826,473
Average cost of traffic crash casualty	\$50,745	

Traffic Crash Casualties



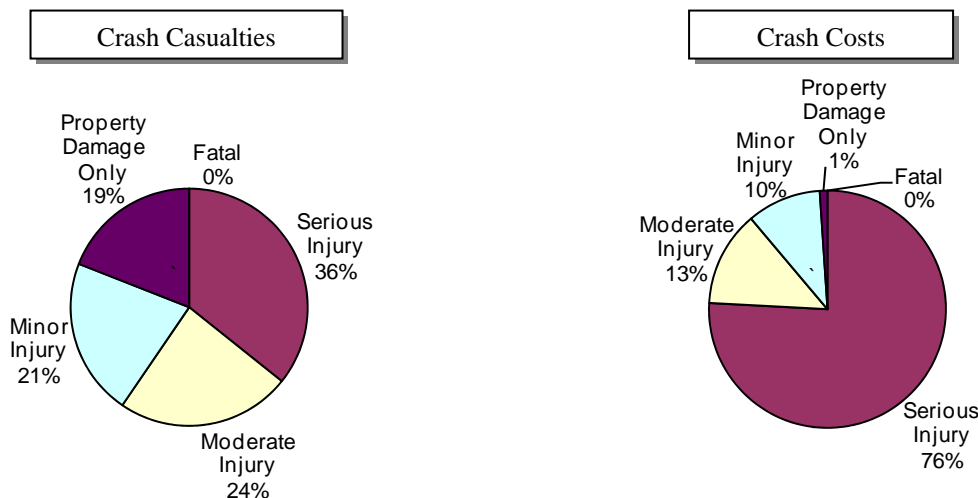
Traffic Crash Costs



Costs of Teen Driver Traffic Crashes in Barry County (2010 Dollars)						
	Fatal	Serious Injury	Moderate Injury	Minor Injury	Property Damage Only	Total
Medical Care	\$120,153	\$536,076	\$353,484	\$410,880	\$94,688	\$1,515,281
Future Earnings (Lost Wages)	\$3,659,472	\$833,268	\$515,349	\$693,540	\$278,146	\$5,979,775
Public Services	\$2,577	\$3,504	\$3,699	\$5,880	\$7,263	\$22,923
Property Damage and Loss	\$43,365	\$76,104	\$136,188	\$270,960	\$446,271	\$972,888
Subtotal (Monetary Costs)	\$3,825,567	\$1,448,952	\$1,008,720	\$1,381,260	\$826,368	\$8,490,867
Quality of Life	\$7,010,307	\$1,306,800	\$838,917	\$1,013,340	\$166,242	\$10,335,606
Total (Comprehensive Costs)	\$10,835,874	\$2,755,752	\$1,847,637	\$2,394,600	\$992,610	\$18,826,473

Barry County Motorcycle-Involved Crashes

Motorcyclist Casualty Severity	Crash Casualties	Crash Costs
Fatal	0	\$0
Serious Injury	15	\$4,892,655
Moderate Injury	10	\$837,950
Minor Injury	9	\$652,743
Property Damage Only	8	\$67,856
Total	42	\$6,451,204
Average cost of motorcyclist casualty	\$153,600	



Costs of Motorcycle Traffic Crashes in Barry County (2010 Dollars)						
	Fatal	Serious Injury	Moderate Injury	Minor Injury	Property Damage Only	Total
Medical Care	\$0	\$937,185	\$153,870	\$92,277	\$8,560	\$1,191,892
Future Earnings (Lost Wages)	\$0	\$1,531,665	\$252,220	\$225,855	\$18,928	\$2,028,668
Public Services	\$0	\$6,030	\$1,820	\$1,566	\$384	\$9,800
Property Damage and Loss	\$0	\$103,365	\$56,100	\$49,302	\$21,640	\$230,407
Subtotal (Monetary Costs)	\$0	\$2,578,245	\$464,010	\$369,000	\$49,512	\$3,460,767
Quality of Life	\$0	\$2,314,410	\$373,940	\$283,743	\$18,344	\$2,990,437
Total (Comprehensive Costs)	\$0	\$4,892,655	\$837,950	\$652,743	\$67,856	\$6,451,204

Bay County

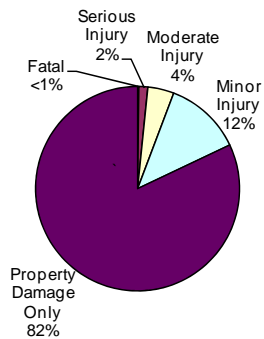
Traffic Crash Casualty Severity	Traffic Crash Casualties	Traffic Crash Costs
Fatal	10	\$36,119,580
Serious Injury	69	\$15,845,574
Moderate Injury	202	\$13,823,062
Minor Injury	594	\$23,706,540
Property Damage Only	3995	\$14,741,550
Total	4870	\$104,236,306
Average cost of traffic crash casualty		\$21,404

Index Crime Category	Number of Index Crimes	Index Crime Costs
Murder	3	\$12,861,468
Rape	68	\$12,941,420
Aggravated Assault	159	\$2,194,359
Robbery	58	\$1,124,678
Larceny	1937	\$3,019,783
Burglary	600	\$2,230,800
Motor Vehicle Theft	108	\$851,472
Total	2933	\$35,223,980
Average cost of index crime		\$12,010

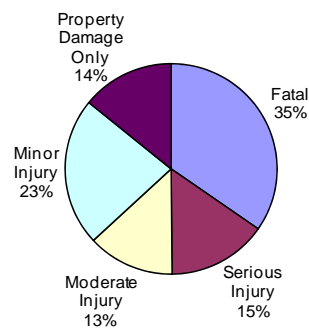
Costs of Traffic Crashes in Bay County (2010 Dollars)						
	Fatal	Serious Injury	Moderate Injury	Minor Injury	Property Damage Only	Total
Medical Care	\$400,510	\$3,082,437	\$2,644,584	\$4,067,712	\$1,406,240	\$11,601,483
Future Earnings (Lost Wages)	\$12,198,240	\$4,791,291	\$3,855,574	\$6,866,046	\$4,130,830	\$31,841,981
Public Services	\$8,590	\$20,148	\$27,674	\$58,212	\$107,865	\$222,489
Property Damage and Loss	\$144,550	\$437,598	\$1,018,888	\$2,682,504	\$6,627,705	\$10,911,245
Subtotal (Monetary Costs)	\$12,751,890	\$8,331,474	\$7,546,720	\$13,674,474	\$12,272,640	\$54,577,198
Quality of Life	\$23,367,690	\$7,514,100	\$6,276,342	\$10,032,066	\$2,468,910	\$49,659,108
Total (Comprehensive Costs)	\$36,119,580	\$15,845,574	\$13,823,062	\$23,706,540	\$14,741,550	\$104,236,306

Costs of Index Crimes in Bay County (2010 Dollars)								
	Murder	Rape	Aggravated Assault	Robbery	Larceny	Burglary	Motor Vehicle Theft	Total
Medical Care	\$134,499	\$365,296	\$137,694	\$153,236	\$0	\$0	\$0	\$790,725
Future Earnings (Lost Wages)	\$4,585,545	\$624,104	\$273,957	\$144,478	\$48,425	\$19,200	\$10,044	\$5,705,753
Public Services	\$8,478	\$50,524	\$50,085	\$25,056	\$968,500	\$262,800	\$33,588	\$1,399,031
Property Damage and Loss	\$5,199	\$10,200	\$12,084	\$73,254	\$2,002,858	\$1,699,800	\$767,124	\$4,570,519
Subtotal (Monetary Costs)	\$4,733,721	\$1,050,124	\$473,820	\$396,024	\$3,019,783	\$1,981,800	\$810,756	\$12,466,028
Quality of Life	\$8,127,747	\$11,891,296	\$1,720,539	\$728,654	\$0	\$249,000	\$40,716	\$22,757,952
Total (Comprehensive Costs)	\$12,861,468	\$12,941,420	\$2,194,359	\$1,124,678	\$3,019,783	\$2,230,800	\$851,472	\$35,223,980

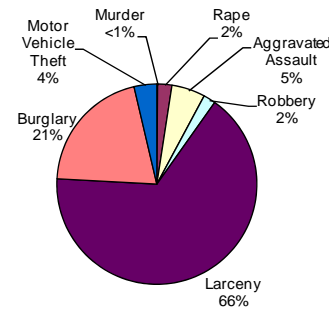
Traffic Crash Casualties



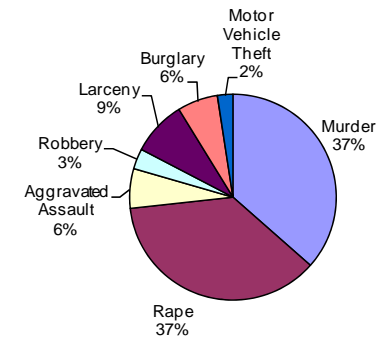
Traffic Crash Costs



Index Crimes



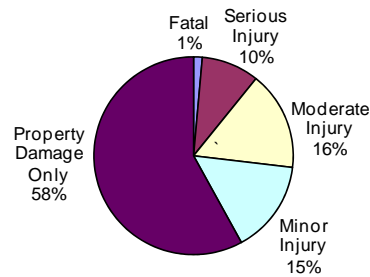
Index Crime Costs



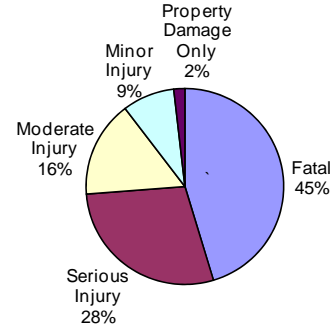
Bay County Alcohol-Involved Crashes

Traffic Crash Casualty Severity	Traffic Crash Casualties	Traffic Crash Costs
Fatal	3	\$10,835,874
Serious Injury	20	\$6,816,020
Moderate Injury	34	\$3,788,144
Minor Injury	32	\$2,052,480
Property Damage Only	123	\$434,928
Total	212	\$23,927,446
Average cost of traffic crash casualty	\$112,865	

Traffic Crash Casualties



Traffic Crash Costs



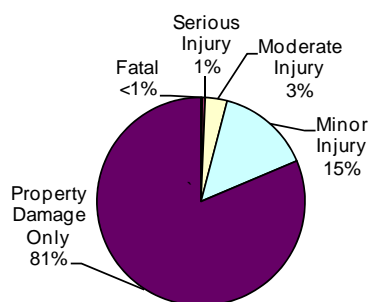
Costs of Alcohol-Involved Traffic Crashes in Bay County (2010 Dollars)

	Fatal	Serious Injury	Moderate Injury	Minor Injury	Property Damage Only	Total
Medical Care	\$120,153	\$1,374,880	\$871,522	\$299,712	\$37,761	\$2,704,028
Future Earnings (Lost Wages)	\$3,659,472	\$2,008,400	\$1,001,062	\$520,544	\$119,925	\$7,309,403
Public Services	\$2,577	\$7,620	\$6,052	\$3,392	\$3,321	\$22,962
Property Damage and Loss	\$43,365	\$138,680	\$188,972	\$135,232	\$189,297	\$695,546
Subtotal (Monetary Costs)	\$3,825,567	\$3,529,580	\$2,067,608	\$958,880	\$350,304	\$10,731,939
Quality of Life	\$7,010,307	\$3,286,440	\$1,720,536	\$1,093,600	\$84,624	\$13,195,507
Total (Comprehensive Costs)	\$10,835,874	\$6,816,020	\$3,788,144	\$2,052,480	\$434,928	\$23,927,446

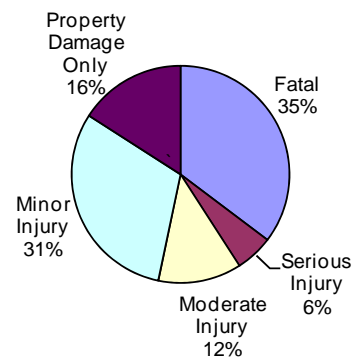
Bay County Teen-Involved Crashes

Traffic Crash Casualty Severity	Traffic Crash Casualties	Traffic Crash Costs
Fatal	2	\$7,223,916
Serious Injury	5	\$1,148,230
Moderate Injury	37	\$2,531,947
Minor Injury	158	\$6,305,780
Property Damage Only	882	\$3,254,580
Total	1084	\$20,464,453
Average cost of traffic crash casualty	\$18,879	

Traffic Crash Casualties



Traffic Crash Costs

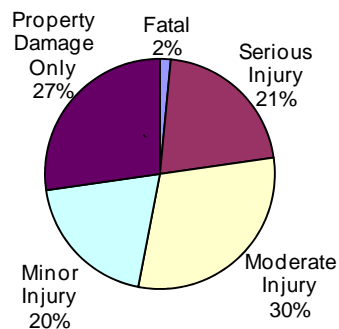


Costs of Teen Driver Traffic Crashes in Bay County (2010 Dollars)						
	Fatal	Serious Injury	Moderate Injury	Minor Injury	Property Damage Only	Total
Medical Care	\$80,102	\$223,365	\$484,404	\$1,081,984	\$310,464	\$2,180,319
Future Earnings (Lost Wages)	\$2,439,648	\$347,195	\$706,219	\$1,826,322	\$911,988	\$6,231,372
Public Services	\$1,718	\$1,460	\$5,069	\$15,484	\$23,814	\$47,545
Property Damage and Loss	\$28,910	\$31,710	\$186,628	\$713,528	\$1,463,238	\$2,424,014
Subtotal (Monetary Costs)	\$2,550,378	\$603,730	\$1,382,320	\$3,637,318	\$2,709,504	\$10,883,250
Quality of Life	\$4,673,538	\$544,500	\$1,149,627	\$2,668,462	\$545,076	\$9,581,203
Total (Comprehensive Costs)	\$7,223,916	\$1,148,230	\$2,531,947	\$6,305,780	\$3,254,580	\$20,464,453

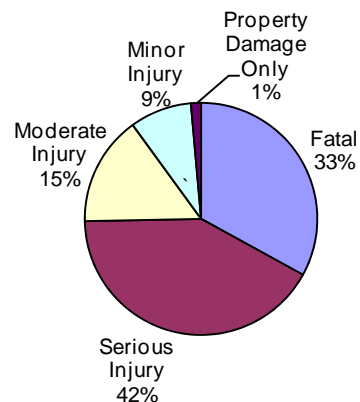
Bay County Motorcycle-Involved Crashes

Motorcyclist Casualty Severity	Crash Casualties	Crash Costs
Fatal	1	\$3,613,578
Serious Injury	14	\$4,566,478
Moderate Injury	20	\$1,675,900
Minor Injury	13	\$942,851
Property Damage Only	18	\$152,676
Total	66	\$10,951,483
Average cost of motorcyclist casualty		\$165,932

Crash Casualties



Crash Costs



Costs of Motorcycle Traffic Crashes in Bay County (2010 Dollars)						
	Fatal	Serious Injury	Moderate Injury	Minor Injury	Property Damage Only	Total
Medical Care	\$40,110	\$874,706	\$307,740	\$133,289	\$19,260	\$1,375,105
Future Earnings (Lost Wages)	\$1,220,446	\$1,429,554	\$504,440	\$326,235	\$42,588	\$3,523,263
Public Services	\$859	\$5,628	\$3,640	\$2,262	\$864	\$13,253
Property Damage and Loss	\$15,394	\$96,474	\$112,200	\$71,214	\$48,690	\$343,972
Subtotal (Monetary Costs)	\$1,276,809	\$2,406,362	\$928,020	\$533,000	\$111,402	\$5,255,593
Quality of Life	\$2,336,769	\$2,160,116	\$747,880	\$409,851	\$41,274	\$5,695,890
Total (Comprehensive Costs)	\$3,613,578	\$4,566,478	\$1,675,900	\$942,851	\$152,676	\$10,951,483

Benzie County

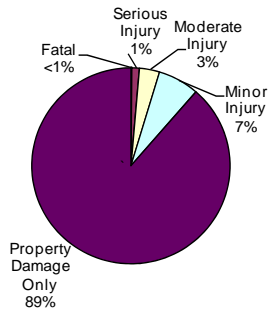
Traffic Crash Casualty Severity	Traffic Crash Casualties	Traffic Crash Costs
Fatal	1	\$3,611,958
Serious Injury	9	\$2,066,814
Moderate Injury	24	\$1,642,344
Minor Injury	49	\$1,955,590
Property Damage Only	642	\$2,368,980
Total	725	\$11,645,686
Average cost of traffic crash casualty	\$16,063	

Index Crime Category	Number of Index Crimes	Index Crime Costs
Murder	2	\$8,574,312
Rape	7	\$1,332,205
Aggravated Assault	10	\$138,010
Robbery	0	\$0
Larceny	196	\$305,564
Burglary	77	\$286,286
Motor Vehicle Theft	9	\$70,956
Total	301	\$10,707,333
Average cost of index crime	\$35,573	

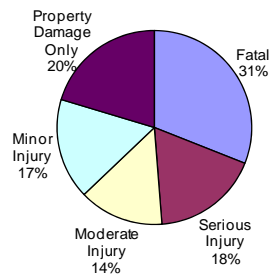
Costs of Traffic Crashes in Benzie County (2010 Dollars)						
	Fatal	Serious Injury	Moderate Injury	Minor Injury	Property Damage Only	Total
Medical Care	\$40,051	\$402,057	\$314,208	\$335,552	\$225,984	\$1,317,852
Future Earnings (Lost Wages)	\$1,219,824	\$624,951	\$458,088	\$566,391	\$663,828	\$3,533,082
Public Services	\$859	\$2,628	\$3,288	\$4,802	\$17,334	\$28,911
Property Damage and Loss	\$14,455	\$57,078	\$121,056	\$221,284	\$1,065,078	\$1,478,951
Subtotal (Monetary Costs)	\$1,275,189	\$1,086,714	\$896,640	\$1,128,029	\$1,972,224	\$6,358,796
Quality of Life	\$2,336,769	\$980,100	\$745,704	\$827,561	\$396,756	\$5,286,890
Total (Comprehensive Costs)	\$3,611,958	\$2,066,814	\$1,642,344	\$1,955,590	\$2,368,980	\$11,645,686

Costs of Index Crimes in Benzie County (2010 Dollars)								
	Murder	Rape	Aggravated Assault	Robbery	Larceny	Burglary	Motor Vehicle Theft	Total
Medical Care	\$89,666	\$37,604	\$8,660	\$0	\$0	\$0	\$0	\$135,930
Future Earnings (Lost Wages)	\$3,057,030	\$64,246	\$17,230	\$0	\$4,900	\$2,464	\$837	\$3,146,707
Public Services	\$5,652	\$5,201	\$3,150	\$0	\$98,000	\$33,726	\$2,799	\$148,528
Property Damage and Loss	\$3,466	\$1,050	\$760	\$0	\$202,664	\$218,141	\$63,927	\$490,008
Subtotal (Monetary Costs)	\$3,155,814	\$108,101	\$29,800	\$0	\$305,564	\$254,331	\$67,563	\$3,921,173
Quality of Life	\$5,418,498	\$1,224,104	\$108,210	\$0	\$0	\$31,955	\$3,393	\$6,786,160
Total (Comprehensive Costs)	\$8,574,312	\$1,332,205	\$138,010	\$0	\$305,564	\$286,286	\$70,956	\$10,707,333

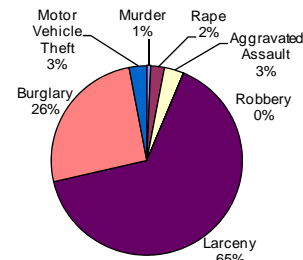
Traffic Crash Casualties



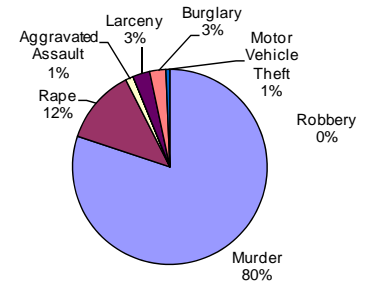
Traffic Crash Costs



Index Crimes



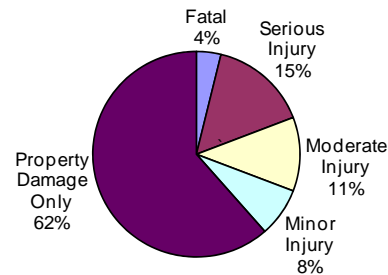
Index Crime Costs



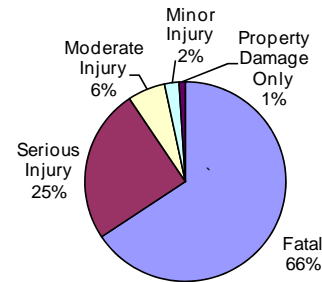
Benzie County Alcohol-Involved Crashes

Traffic Crash Casualty Severity	Traffic Crash Casualties	Traffic Crash Costs
Fatal	1	\$3,611,958
Serious Injury	4	\$1,363,204
Moderate Injury	3	\$334,248
Minor Injury	2	\$128,280
Property Damage Only	16	\$56,576
Total	26	\$5,494,266
Average cost of traffic crash casualty	\$211,318	

Traffic Crash Casualties



Traffic Crash Costs

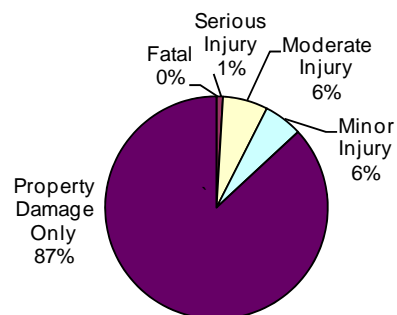


Costs of Alcohol-Involved Traffic Crashes in Benzie County (2010 Dollars)						
	Fatal	Serious Injury	Moderate Injury	Minor Injury	Property Damage Only	Total
Medical Care	\$40,051	\$274,976	\$76,899	\$18,732	\$4,912	\$415,570
Future Earnings (Lost Wages)	\$1,219,824	\$401,680	\$88,329	\$32,534	\$15,600	\$1,757,967
Public Services	\$859	\$1,524	\$534	\$212	\$432	\$3,561
Property Damage and Loss	\$14,455	\$27,736	\$16,674	\$8,452	\$24,624	\$91,941
Subtotal (Monetary Costs)	\$1,275,189	\$705,916	\$182,436	\$59,930	\$45,568	\$2,269,039
Quality of Life	\$2,336,769	\$657,288	\$151,812	\$68,350	\$11,008	\$3,225,227
Total (Comprehensive Costs)	\$3,611,958	\$1,363,204	\$334,248	\$128,280	\$56,576	\$5,494,266

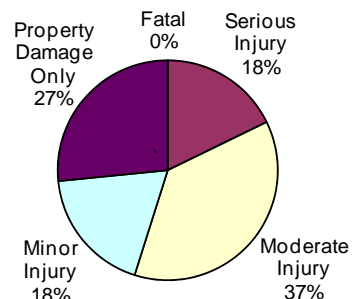
Benzie County Teen-Involved Crashes

Traffic Crash Casualty Severity	Traffic Crash Casualties	Traffic Crash Costs
Fatal	0	\$0
Serious Injury	1	\$229,646
Moderate Injury	7	\$479,017
Minor Injury	6	\$239,460
Property Damage Only	93	\$343,170
Total	107	\$1,291,293
Average cost of traffic crash casualty	\$12,068	

Traffic Crash Casualties



Traffic Crash Costs

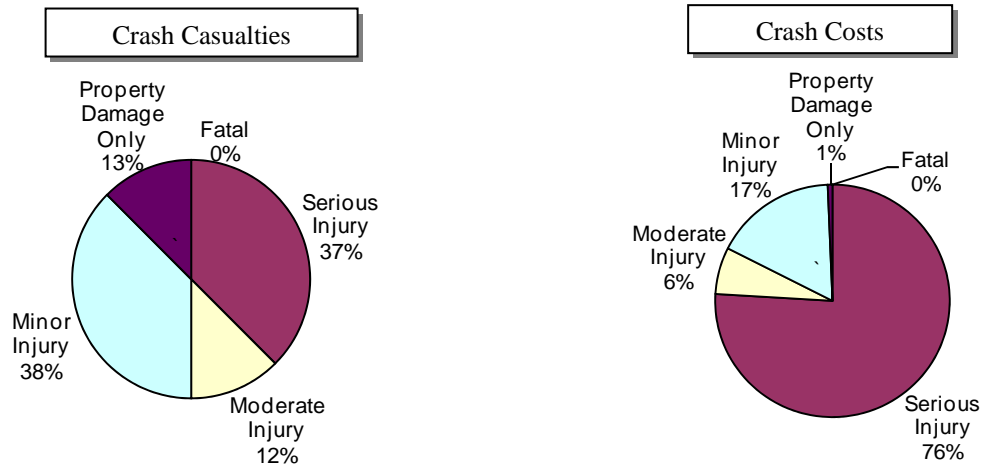


Costs of Teen Driver Traffic Crashes in Benzie County (2010 Dollars)

	Fatal	Serious Injury	Moderate Injury	Minor Injury	Property Damage Only	Total
Medical Care	\$0	\$44,673	\$91,644	\$41,088	\$32,736	\$210,141
Future Earnings (Lost Wages)	\$0	\$69,439	\$133,609	\$69,354	\$96,162	\$368,564
Public Services	\$0	\$292	\$959	\$588	\$2,511	\$4,350
Property Damage and Loss	\$0	\$6,342	\$35,308	\$27,096	\$154,287	\$223,033
Subtotal (Monetary Costs)	\$0	\$120,746	\$261,520	\$138,126	\$285,696	\$806,088
Quality of Life	\$0	\$108,900	\$217,497	\$101,334	\$57,474	\$485,205
Total (Comprehensive Costs)	\$0	\$229,646	\$479,017	\$239,460	\$343,170	\$1,291,293

Benzie County Motorcycle-Involved Crashes

Motorcyclist Casualty Severity	Crash Casualties	Crash Costs
Fatal	0	\$0
Serious Injury	3	\$978,531
Moderate Injury	1	\$83,795
Minor Injury	3	\$217,581
Property Damage Only	1	\$8,482
Total	8	\$1,288,389
Average cost of motorcyclist casualty	\$161,049	



Costs of Motorcycle Traffic Crashes in Benzie County (2010 Dollars)						
	Fatal	Serious Injury	Moderate Injury	Minor Injury	Property Damage Only	Total
Medical Care	\$0	\$187,437	\$15,387	\$30,759	\$1,070	\$234,653
Future Earnings (Lost Wages)	\$0	\$306,333	\$25,222	\$75,285	\$2,366	\$409,206
Public Services	\$0	\$1,206	\$182	\$522	\$48	\$1,958
Property Damage and Loss	\$0	\$20,673	\$5,610	\$16,434	\$2,705	\$45,422
Subtotal (Monetary Costs)	\$0	\$515,649	\$46,401	\$123,000	\$6,189	\$691,239
Quality of Life	\$0	\$462,882	\$37,394	\$94,581	\$2,293	\$597,150
Total (Comprehensive Costs)	\$0	\$978,531	\$83,795	\$217,581	\$8,482	\$1,288,389

Berrien County

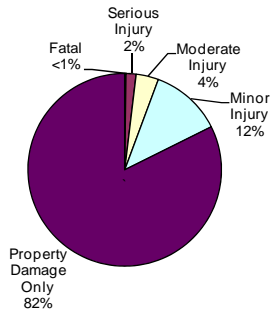
Traffic Crash Casualty Severity	Traffic Crash Casualties	Traffic Crash Costs
Fatal	15	\$54,179,370
Serious Injury	120	\$27,557,520
Moderate Injury	268	\$18,339,508
Minor Injury	853	\$34,043,230
Property Damage Only	5869	\$21,656,610
Total	7125	\$155,776,238
Average cost of traffic crash casualty		\$21,863

Index Crime Category	Number of Index Crimes	Index Crime Costs
Murder	3	\$12,861,468
Rape	108	\$20,554,020
Aggravated Assault	331	\$4,568,131
Robbery	96	\$1,861,536
Larceny	3658	\$5,702,822
Burglary	1010	\$3,755,180
Motor Vehicle Theft	172	\$1,356,048
Total	5378	\$50,659,205
Average cost of index crime		\$9,420

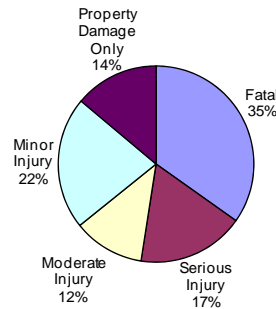
	Fatal	Serious Injury	Moderate Injury	Minor Injury	Property Damage Only	Total
Medical Care	\$600,765	\$5,360,760	\$3,508,656	\$5,841,344	\$2,065,888	\$17,377,413
Future Earnings (Lost Wages)	\$18,297,360	\$8,332,680	\$5,115,316	\$9,859,827	\$6,068,546	\$47,673,729
Public Services	\$12,885	\$35,040	\$36,716	\$83,594	\$158,463	\$326,698
Property Damage and Loss	\$216,825	\$761,040	\$1,351,792	\$3,852,148	\$9,736,671	\$15,918,476
Subtotal (Monetary Costs)	\$19,127,835	\$14,489,520	\$10,012,480	\$19,636,913	\$18,029,568	\$81,296,316
Quality of Life	\$35,051,535	\$13,068,000	\$8,327,028	\$14,406,317	\$3,627,042	\$74,479,922
Total (Comprehensive Costs)	\$54,179,370	\$27,557,520	\$18,339,508	\$34,043,230	\$21,656,610	\$155,776,238

	Murder	Rape	Aggravated Assault	Robbery	Larceny	Burglary	Motor Vehicle Theft	Total
Medical Care	\$134,499	\$580,176	\$286,646	\$253,632	\$0	\$0	\$0	\$1,254,953
Future Earnings (Lost Wages)	\$4,585,545	\$991,224	\$570,313	\$239,136	\$91,450	\$32,320	\$15,996	\$6,525,984
Public Services	\$8,478	\$80,244	\$104,265	\$41,472	\$1,829,000	\$442,380	\$53,492	\$2,559,331
Property Damage and Loss	\$5,199	\$16,200	\$25,156	\$121,248	\$3,782,372	\$2,861,330	\$1,221,716	\$8,033,221
Subtotal (Monetary Costs)	\$4,733,721	\$1,667,844	\$986,380	\$655,488	\$5,702,822	\$3,336,030	\$1,291,204	\$18,373,489
Quality of Life	\$8,127,747	\$18,886,176	\$3,581,751	\$1,206,048	\$0	\$419,150	\$64,844	\$32,285,716
Total (Comprehensive Costs)	\$12,861,468	\$20,554,020	\$4,568,131	\$1,861,536	\$5,702,822	\$3,755,180	\$1,356,048	\$50,659,205

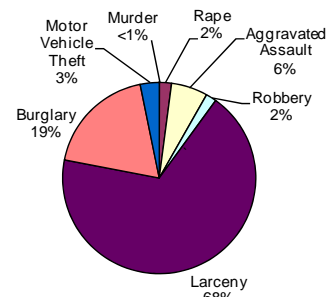
Traffic Crash Casualties



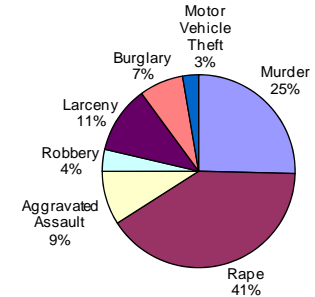
Traffic Crash Costs



Index Crimes



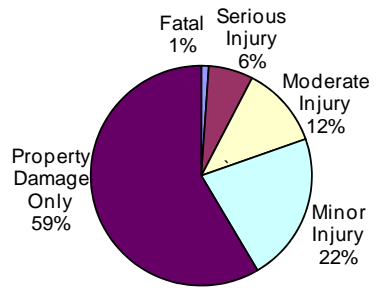
Index Crime Costs



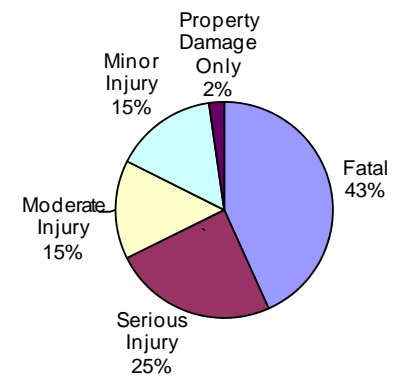
Berrien County Alcohol-Involved Crashes

Traffic Crash Casualty Severity	Traffic Crash Casualties	Traffic Crash Costs
Fatal	3	\$10,835,874
Serious Injury	18	\$6,134,418
Moderate Injury	33	\$3,676,728
Minor Injury	60	\$3,848,400
Property Damage Only	161	\$569,296
Total	275	\$25,064,716
Average cost of traffic crash casualty	\$91,144	

Traffic Crash Casualties



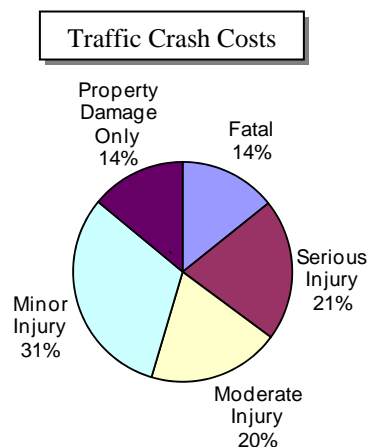
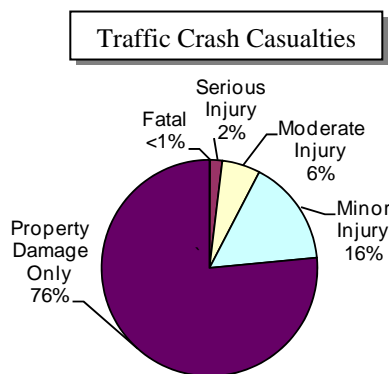
Traffic Crash Costs



Costs of Alcohol-Involved Traffic Crashes in Berrien County (2010 Dollars)						
	Fatal	Serious Injury	Moderate Injury	Minor Injury	Property Damage Only	Total
Medical Care	\$120,153	\$1,237,392	\$845,889	\$561,960	\$49,427	\$2,814,821
Future Earnings (Lost Wages)	\$3,659,472	\$1,807,560	\$971,619	\$976,020	\$156,975	\$7,571,646
Public Services	\$2,577	\$6,858	\$5,874	\$6,360	\$4,347	\$26,016
Property Damage and Loss	\$43,365	\$124,812	\$183,414	\$253,560	\$247,779	\$852,930
Subtotal (Monetary Costs)	\$3,825,567	\$3,176,622	\$2,006,796	\$1,797,900	\$458,528	\$11,265,413
Quality of Life	\$7,010,307	\$2,957,796	\$1,669,932	\$2,050,500	\$110,768	\$13,799,303
Total (Comprehensive Costs)	\$10,835,874	\$6,134,418	\$3,676,728	\$3,848,400	\$569,296	\$25,064,716

Berrien County Teen-Involved Crashes

Traffic Crash Casualty Severity	Traffic Crash Casualties	Traffic Crash Costs
Fatal	1	\$3,611,958
Serious Injury	23	\$5,281,858
Moderate Injury	72	\$4,927,032
Minor Injury	199	\$7,942,090
Property Damage Only	961	\$3,546,090
Total	1256	\$25,309,028
Average cost of traffic crash casualty	\$20,151	

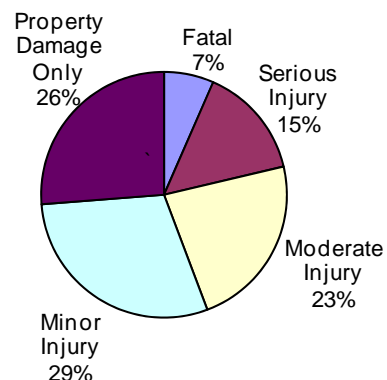


Costs of Teen Driver Traffic Crashes in Berrien County (2010 Dollars)						
	Fatal	Serious Injury	Moderate Injury	Minor Injury	Property Damage Only	Total
Medical Care	\$40,051	\$1,027,479	\$942,624	\$1,362,752	\$338,272	\$3,711,178
Future Earnings (Lost Wages)	\$1,219,824	\$1,597,097	\$1,374,264	\$2,300,241	\$993,674	\$7,485,100
Public Services	\$859	\$6,716	\$9,864	\$19,502	\$25,947	\$62,888
Property Damage and Loss	\$14,455	\$145,866	\$363,168	\$898,684	\$1,594,299	\$3,016,472
Subtotal (Monetary Costs)	\$1,275,189	\$2,777,158	\$2,689,920	\$4,581,179	\$2,952,192	\$14,275,638
Quality of Life	\$2,336,769	\$2,504,700	\$2,237,112	\$3,360,911	\$593,898	\$11,033,390
Total (Comprehensive Costs)	\$3,611,958	\$5,281,858	\$4,927,032	\$7,942,090	\$3,546,090	\$25,309,028

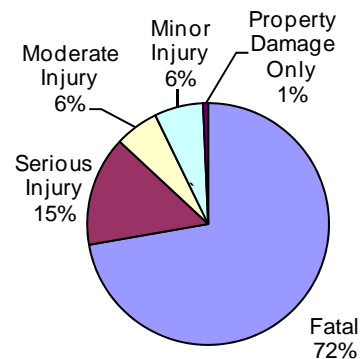
Berrien County Motorcycle-Involved Crashes

Motorcyclist Casualty Severity	Crash Casualties	Crash Costs
Fatal	4	\$14,454,312
Serious Injury	9	\$2,935,593
Moderate Injury	14	\$1,173,130
Minor Injury	18	\$1,305,486
Property Damage Only	16	\$135,712
Total	61	\$20,004,233
Average cost of motorcyclist casualty	\$327,938	

Crash Casualties



Crash Costs



Costs of Motorcycle Traffic Crashes in Berrien County (2010 Dollars)						
	Fatal	Serious Injury	Moderate Injury	Minor Injury	Property Damage Only	Total
Medical Care	\$160,440	\$562,311	\$215,418	\$184,554	\$17,120	\$1,139,843
Future Earnings (Lost Wages)	\$4,881,784	\$918,999	\$353,108	\$451,710	\$37,856	\$6,643,457
Public Services	\$3,436	\$3,618	\$2,548	\$3,132	\$768	\$13,502
Property Damage and Loss	\$61,576	\$62,019	\$78,540	\$98,604	\$43,280	\$344,019
Subtotal (Monetary Costs)	\$5,107,236	\$1,546,947	\$649,614	\$738,000	\$99,024	\$8,140,821
Quality of Life	\$9,347,076	\$1,388,646	\$523,516	\$567,486	\$36,688	\$11,863,412
Total (Comprehensive Costs)	\$14,454,312	\$2,935,593	\$1,173,130	\$1,305,486	\$135,712	\$20,004,233

Branch County

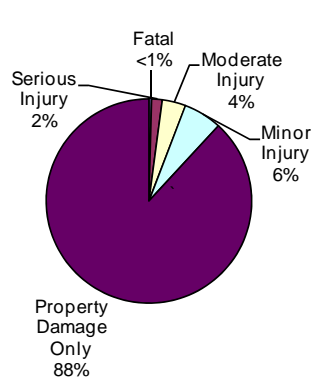
Traffic Crash Casualty Severity	Traffic Crash Casualties	Traffic Crash Costs
Fatal	9	\$32,507,622
Serious Injury	38	\$8,726,548
Moderate Injury	83	\$5,679,773
Minor Injury	135	\$5,387,850
Property Damage Only	1964	\$7,247,160
Total	2229	\$59,548,953
Average cost of traffic crash casualty	\$26,716	

Index Crime Category	Number of Index Crimes	Index Crime Costs
Murder	3	\$12,861,468
Rape	28	\$5,328,820
Aggravated Assault	58	\$800,458
Robbery	3	\$58,173
Larceny	671	\$1,046,089
Burglary	167	\$620,906
Motor Vehicle Theft	38	\$299,592
Total	968	\$21,015,506
Average cost of index crime	\$21,710	

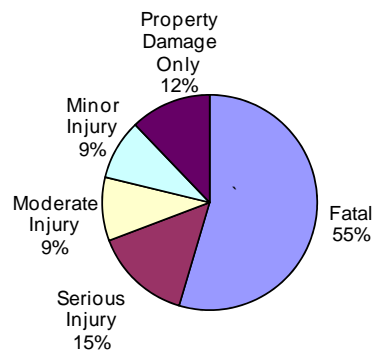
	Fatal	Serious Injury	Moderate Injury	Minor Injury	Property Damage Only	Total
Medical Care	\$360,459	\$1,697,574	\$1,086,636	\$924,480	\$691,328	\$4,760,477
Future Earnings (Lost Wages)	\$10,978,416	\$2,638,682	\$1,584,221	\$1,560,465	\$2,030,776	\$18,792,560
Public Services	\$7,731	\$11,096	\$11,371	\$13,230	\$53,028	\$96,456
Property Damage and Loss	\$130,095	\$240,996	\$418,652	\$609,660	\$3,258,276	\$4,657,679
Subtotal (Monetary Costs)	\$11,476,701	\$4,588,348	\$3,100,880	\$3,107,835	\$6,033,408	\$28,307,172
Quality of Life	\$21,030,921	\$4,138,200	\$2,578,893	\$2,280,015	\$1,213,752	\$31,241,781
Total (Comprehensive Costs)	\$32,507,622	\$8,726,548	\$5,679,773	\$5,387,850	\$7,247,160	\$59,548,953

	Murder	Rape	Aggravated Assault	Robbery	Larceny	Burglary	Motor Vehicle Theft	Total
Medical Care	\$134,499	\$150,416	\$50,228	\$7,926	\$0	\$0	\$0	\$343,069
Future Earnings (Lost Wages)	\$4,585,545	\$256,984	\$99,934	\$7,473	\$16,775	\$5,344	\$3,534	\$4,975,589
Public Services	\$8,478	\$20,804	\$18,270	\$1,296	\$335,500	\$73,146	\$11,818	\$469,312
Property Damage and Loss	\$5,199	\$4,200	\$4,408	\$3,789	\$693,814	\$473,111	\$269,914	\$1,454,435
Subtotal (Monetary Costs)	\$4,733,721	\$432,404	\$172,840	\$20,484	\$1,046,089	\$551,601	\$285,266	\$7,242,405
Quality of Life	\$8,127,747	\$4,896,416	\$627,618	\$37,689	\$0	\$69,305	\$14,326	\$13,773,101
Total (Comprehensive Costs)	\$12,861,468	\$5,328,820	\$800,458	\$58,173	\$1,046,089	\$620,906	\$299,592	\$21,015,506

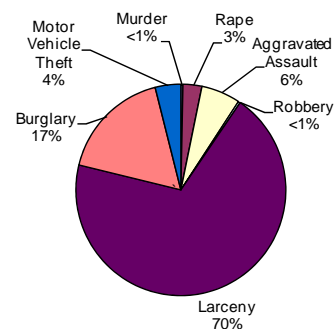
Traffic Crash Casualties



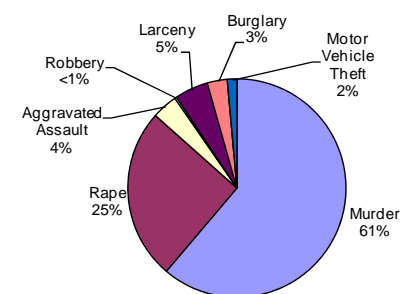
Traffic Crash Costs



Index Crimes



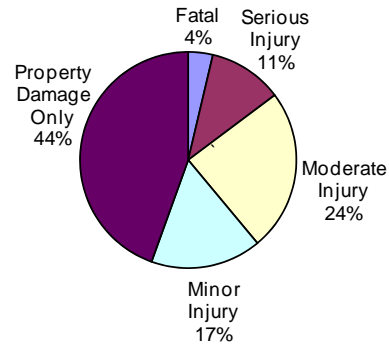
Index Crime Costs



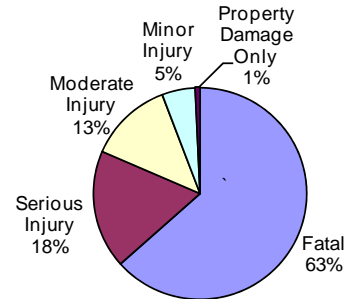
Branch County Alcohol-Involved Crashes

Traffic Crash Casualty Severity	Traffic Crash Casualties	Traffic Crash Costs
Fatal	2	\$7,223,916
Serious Injury	6	\$2,044,806
Moderate Injury	13	\$1,448,408
Minor Injury	9	\$577,260
Property Damage Only	24	\$84,864
Total	54	\$11,379,254
Average cost of traffic crash casualty	\$210,727	

Traffic Crash Casualties



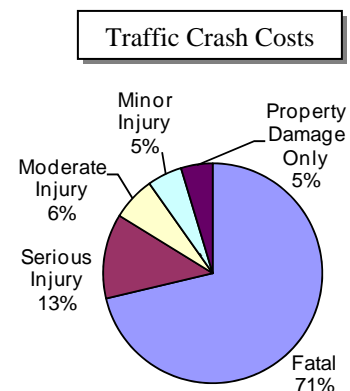
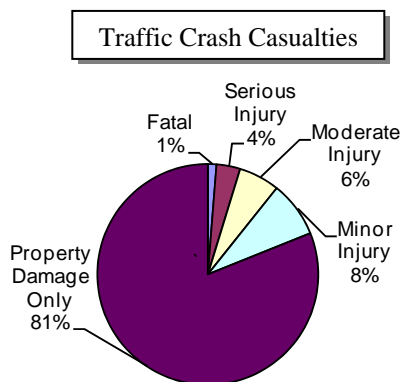
Traffic Crash Costs



Costs of Alcohol-Involved Traffic Crashes in Branch County (2010 Dollars)						
	Fatal	Serious Injury	Moderate Injury	Minor Injury	Property Damage Only	Total
Medical Care	\$80,102	\$412,464	\$333,229	\$84,294	\$7,368	\$917,457
Future Earnings (Lost Wages)	\$2,439,648	\$602,520	\$382,759	\$146,403	\$23,400	\$3,594,730
Public Services	\$1,718	\$2,286	\$2,314	\$954	\$648	\$7,920
Property Damage and Loss	\$28,910	\$41,604	\$72,254	\$38,034	\$36,936	\$217,738
Subtotal (Monetary Costs)	\$2,550,378	\$1,058,874	\$790,556	\$269,685	\$68,352	\$4,737,845
Quality of Life	\$4,673,538	\$985,932	\$657,852	\$307,575	\$16,512	\$6,641,409
Total (Comprehensive Costs)	\$7,223,916	\$2,044,806	\$1,448,408	\$577,260	\$84,864	\$11,379,254

Branch County Teen-Involved Crashes

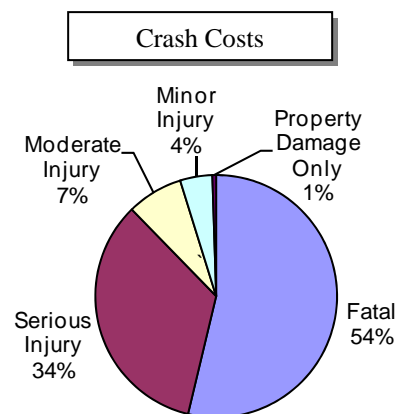
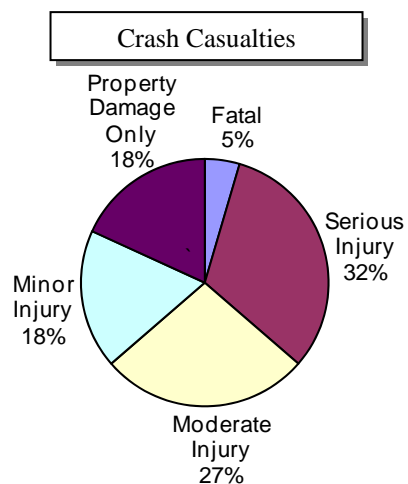
Traffic Crash Casualty Severity	Traffic Crash Casualties	Traffic Crash Costs
Fatal	4	\$14,447,832
Serious Injury	11	\$2,526,106
Moderate Injury	19	\$1,300,189
Minor Injury	26	\$1,037,660
Property Damage Only	257	\$948,330
Total	317	\$20,260,117
Average cost of traffic crash casualty		\$63,912



Costs of Teen Driver Traffic Crashes in Branch County (2010 Dollars)						
	Fatal	Serious Injury	Moderate Injury	Minor Injury	Property Damage Only	Total
Medical Care	\$160,204	\$491,403	\$248,748	\$178,048	\$90,464	\$1,168,867
Future Earnings (Lost Wages)	\$4,879,296	\$763,829	\$362,653	\$300,534	\$265,738	\$6,572,050
Public Services	\$3,436	\$3,212	\$2,603	\$2,548	\$6,939	\$18,738
Property Damage and Loss	\$57,820	\$69,762	\$95,836	\$117,416	\$426,363	\$767,197
Subtotal (Monetary Costs)	\$5,100,756	\$1,328,206	\$709,840	\$598,546	\$789,504	\$8,526,852
Quality of Life	\$9,347,076	\$1,197,900	\$590,349	\$439,114	\$158,826	\$11,733,265
Total (Comprehensive Costs)	\$14,447,832	\$2,526,106	\$1,300,189	\$1,037,660	\$948,330	\$20,260,117

Branch County Motorcycle-Involved Crashes

Motorcyclist Casualty Severity	Crash Casualties	Crash Costs
Fatal	1	\$3,613,578
Serious Injury	7	\$2,283,239
Moderate Injury	6	\$502,770
Minor Injury	4	\$290,108
Property Damage Only	4	\$33,928
Total	22	\$6,723,623
Average cost of motorcyclist casualty	\$305,619	



Costs of Motorcycle Traffic Crashes in Branch County (2010 Dollars)						
	Fatal	Serious Injury	Moderate Injury	Minor Injury	Property Damage Only	Total
Medical Care	\$40,110	\$437,353	\$92,322	\$41,012	\$4,280	\$615,077
Future Earnings (Lost Wages)	\$1,220,446	\$714,777	\$151,332	\$100,380	\$9,464	\$2,196,399
Public Services	\$859	\$2,814	\$1,092	\$696	\$192	\$5,653
Property Damage and Loss	\$15,394	\$48,237	\$33,660	\$21,912	\$10,820	\$130,023
Subtotal (Monetary Costs)	\$1,276,809	\$1,203,181	\$278,406	\$164,000	\$24,756	\$2,947,152
Quality of Life	\$2,336,769	\$1,080,058	\$224,364	\$126,108	\$9,172	\$3,776,471
Total (Comprehensive Costs)	\$3,613,578	\$2,283,239	\$502,770	\$290,108	\$33,928	\$6,723,623

Calhoun County

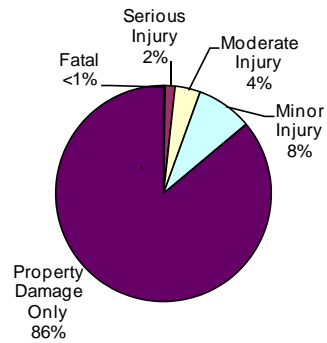
Traffic Crash Casualty Severity	Traffic Crash Casualties	Traffic Crash Costs
Fatal	17	\$61,403,286
Serious Injury	108	\$24,801,768
Moderate Injury	273	\$18,681,663
Minor Injury	604	\$24,105,640
Property Damage Only	6200	\$22,878,000
Total	7202	\$151,870,357
Average cost of traffic crash casualty	\$21,087	

Index Crime Category	Number of Index Crimes	Index Crime Costs
Murder	11	\$47,158,716
Rape	85	\$16,176,775
Aggravated Assault	538	\$7,424,938
Robbery	169	\$3,277,079
Larceny	3510	\$5,472,090
Burglary	1673	\$6,220,214
Motor Vehicle Theft	211	\$1,663,524
Total	6197	\$87,393,336
Average cost of index crime	\$14,103	

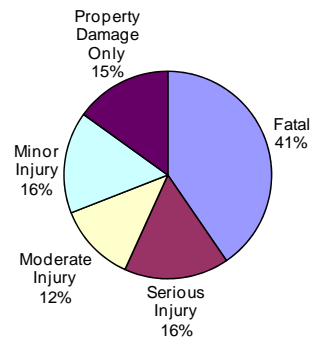
	Fatal	Serious Injury	Moderate Injury	Minor Injury	Property Damage Only	Total
Medical Care	\$680,867	\$4,824,684	\$3,574,116	\$4,136,192	\$2,182,400	\$15,398,259
Future Earnings (Lost Wages)	\$20,737,008	\$7,499,412	\$5,210,751	\$6,981,636	\$6,410,800	\$46,839,607
Public Services	\$14,603	\$31,536	\$37,401	\$59,192	\$167,400	\$310,132
Property Damage and Loss	\$245,735	\$684,936	\$1,377,012	\$2,727,664	\$10,285,800	\$15,321,147
Subtotal (Monetary Costs)	\$21,678,213	\$13,040,568	\$10,199,280	\$13,904,684	\$19,046,400	\$77,869,145
Quality of Life	\$39,725,073	\$11,761,200	\$8,482,383	\$10,200,956	\$3,831,600	\$74,001,212
Total (Comprehensive Costs)	\$61,403,286	\$24,801,768	\$18,681,663	\$24,105,640	\$22,878,000	\$151,870,357

	Murder	Rape	Aggravated Assault	Robbery	Larceny	Burglary	Motor Vehicle Theft	Total
Medical Care	\$493,163	\$456,620	\$465,908	\$446,498	\$0	\$0	\$0	\$1,862,189
Future Earnings (Lost Wages)	\$16,813,665	\$780,130	\$926,974	\$420,979	\$87,750	\$53,536	\$19,623	\$19,102,657
Public Services	\$31,086	\$63,155	\$169,470	\$73,008	\$1,755,000	\$732,774	\$65,621	\$2,890,114
Property Damage and Loss	\$19,063	\$12,750	\$40,888	\$213,447	\$3,629,340	\$4,739,609	\$1,498,733	\$10,153,830
Subtotal (Monetary Costs)	\$17,356,977	\$1,312,655	\$1,603,240	\$1,153,932	\$5,472,090	\$5,525,919	\$1,583,977	\$34,008,790
Quality of Life	\$29,801,739	\$14,864,120	\$5,821,698	\$2,123,147	\$0	\$694,295	\$79,547	\$53,384,546
Total (Comprehensive Costs)	\$47,158,716	\$16,176,775	\$7,424,938	\$3,277,079	\$5,472,090	\$6,220,214	\$1,663,524	\$87,393,336

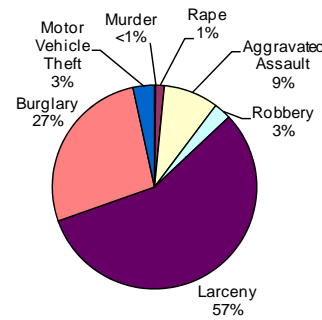
Traffic Crash Casualties



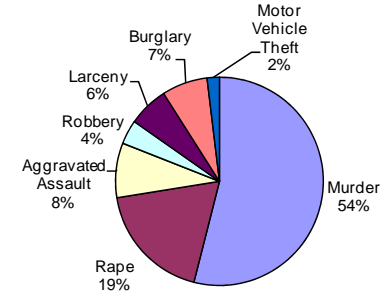
Traffic Crash Costs



Index Crimes



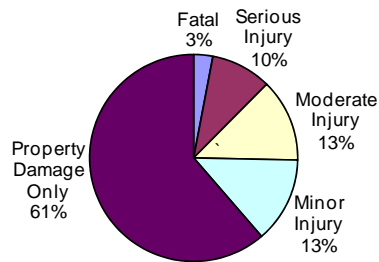
Index Crime Costs



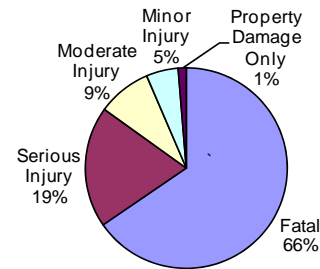
Calhoun County Alcohol-Involved Crashes

Traffic Crash Casualty Severity	Traffic Crash Casualties	Traffic Crash Costs
Fatal	7	\$25,283,706
Serious Injury	22	\$7,497,622
Moderate Injury	30	\$3,342,480
Minor Injury	31	\$1,988,340
Property Damage Only	143	\$505,648
Total	233	\$38,617,796
Average cost of traffic crash casualty	\$165,742	

Traffic Crash Casualties



Traffic Crash Costs

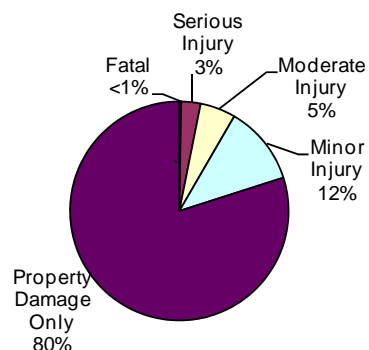


Costs of Alcohol-Involved Traffic Crashes in Calhoun County (2010 Dollars)						
	Fatal	Serious Injury	Moderate Injury	Minor Injury	Property Damage Only	Total
Medical Care	\$280,357	\$1,512,368	\$768,990	\$290,346	\$43,901	\$2,895,962
Future Earnings (Lost Wages)	\$8,538,768	\$2,209,240	\$883,290	\$504,277	\$139,425	\$12,275,000
Public Services	\$6,013	\$8,382	\$5,340	\$3,286	\$3,861	\$26,882
Property Damage and Loss	\$101,185	\$152,548	\$166,740	\$131,006	\$220,077	\$771,556
Subtotal (Monetary Costs)	\$8,926,323	\$3,882,538	\$1,824,360	\$928,915	\$407,264	\$15,969,400
Quality of Life	\$16,357,383	\$3,615,084	\$1,518,120	\$1,059,425	\$98,384	\$22,648,396
Total (Comprehensive Costs)	\$25,283,706	\$7,497,622	\$3,342,480	\$1,988,340	\$505,648	\$38,617,796

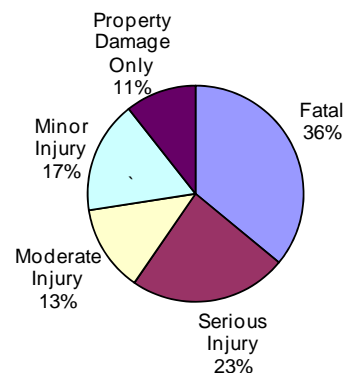
Calhoun County Teen-Involved Crashes

Traffic Crash Casualty Severity	Traffic Crash Casualties	Traffic Crash Costs
Fatal	3	\$10,835,874
Serious Injury	31	\$7,119,026
Moderate Injury	57	\$3,900,567
Minor Injury	127	\$5,068,570
Property Damage Only	868	\$3,202,920
Total	1086	\$30,126,957
Average cost of traffic crash casualty	\$27,741	

Traffic Crash Casualties



Traffic Crash Costs

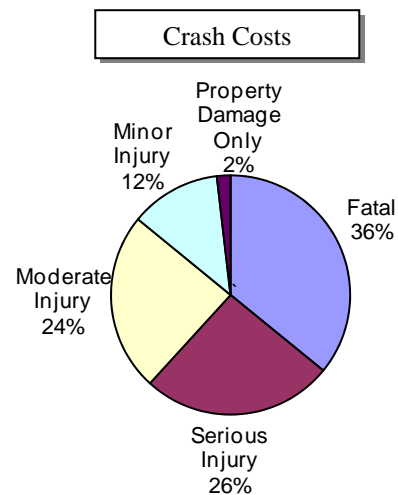
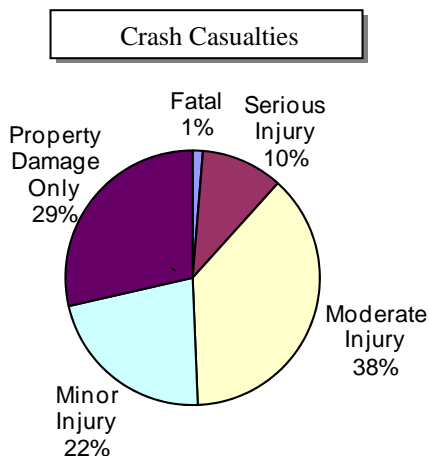


Costs of Teen Driver Traffic Crashes in Calhoun County (2010 Dollars)

	Fatal	Serious Injury	Moderate Injury	Minor Injury	Property Damage Only	Total
Medical Care	\$120,153	\$1,384,863	\$746,244	\$869,696	\$305,536	\$3,426,492
Future Earnings (Lost Wages)	\$3,659,472	\$2,152,609	\$1,087,959	\$1,467,993	\$897,512	\$9,265,545
Public Services	\$2,577	\$9,052	\$7,809	\$12,446	\$23,436	\$55,320
Property Damage and Loss	\$43,365	\$196,602	\$287,508	\$573,532	\$1,440,012	\$2,541,019
Subtotal (Monetary Costs)	\$3,825,567	\$3,743,126	\$2,129,520	\$2,923,667	\$2,666,496	\$15,288,376
Quality of Life	\$7,010,307	\$3,375,900	\$1,771,047	\$2,144,903	\$536,424	\$14,838,581
Total (Comprehensive Costs)	\$10,835,874	\$7,119,026	\$3,900,567	\$5,068,570	\$3,202,920	\$30,126,957

Calhoun County Motorcycle-Involved Crashes

Motorcyclist Casualty Severity	Crash Casualties	Crash Costs
Fatal	1	\$3,613,578
Serious Injury	8	\$2,609,416
Moderate Injury	29	\$2,430,055
Minor Injury	17	\$1,232,959
Property Damage Only	22	\$186,604
Total	77	\$10,072,612
Average cost of motorcyclist casualty		\$130,813



Costs of Motorcycle Traffic Crashes in Calhoun County (2010 Dollars)						
	Fatal	Serious Injury	Moderate Injury	Minor Injury	Property Damage Only	Total
Medical Care	\$40,110	\$499,832	\$446,223	\$174,301	\$23,540	\$1,184,006
Future Earnings (Lost Wages)	\$1,220,446	\$816,888	\$731,438	\$426,615	\$52,052	\$3,247,439
Public Services	\$859	\$3,216	\$5,278	\$2,958	\$1,056	\$13,367
Property Damage and Loss	\$15,394	\$55,128	\$162,690	\$93,126	\$59,510	\$385,848
Subtotal (Monetary Costs)	\$1,276,809	\$1,375,064	\$1,345,629	\$697,000	\$136,158	\$4,830,660
Quality of Life	\$2,336,769	\$1,234,352	\$1,084,426	\$535,959	\$50,446	\$5,241,952
Total (Comprehensive Costs)	\$3,613,578	\$2,609,416	\$2,430,055	\$1,232,959	\$186,604	\$10,072,612

Cass County

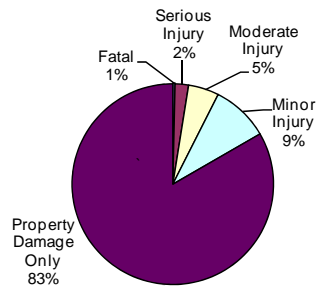
Traffic Crash Casualty Severity	Traffic Crash Casualties	Traffic Crash Costs
Fatal	7	\$25,283,706
Serious Injury	42	\$9,645,132
Moderate Injury	96	\$6,569,376
Minor Injury	179	\$7,143,890
Property Damage Only	1616	\$5,963,040
Total	1940	\$54,605,144
Average cost of traffic crash casualty	\$28,147	

Index Crime Category	Number of Index Crimes	Index Crime Costs
Murder	2	\$8,574,312
Rape	25	\$4,757,875
Aggravated Assault	42	\$579,642
Robbery	8	\$155,128
Larceny	903	\$1,407,777
Burglary	294	\$1,093,092
Motor Vehicle Theft	88	\$693,792
Total	1362	\$17,261,618
Average cost of index crime	\$12,674	

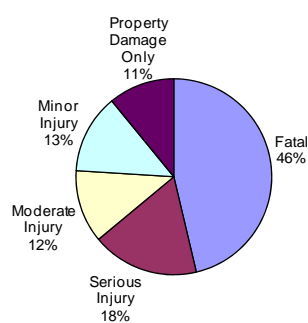
	Fatal	Serious Injury	Moderate Injury	Minor Injury	Property Damage Only	Total
Medical Care	\$280,357	\$1,876,266	\$1,256,832	\$1,225,792	\$568,832	\$5,208,079
Future Earnings (Lost Wages)	\$8,538,768	\$2,916,438	\$1,832,352	\$2,069,061	\$1,670,944	\$17,027,563
Public Services	\$6,013	\$12,264	\$13,152	\$17,542	\$43,632	\$92,603
Property Damage and Loss	\$101,185	\$266,364	\$484,224	\$808,364	\$2,680,944	\$4,341,081
Subtotal (Monetary Costs)	\$8,926,323	\$5,071,332	\$3,586,560	\$4,120,759	\$4,964,352	\$26,669,326
Quality of Life	\$16,357,383	\$4,573,800	\$2,982,816	\$3,023,131	\$998,688	\$27,935,818
Total (Comprehensive Costs)	\$25,283,706	\$9,645,132	\$6,569,376	\$7,143,890	\$5,963,040	\$54,605,144

	Murder	Rape	Aggravated Assault	Robbery	Larceny	Burglary	Motor Vehicle Theft	Total
Medical Care	\$89,666	\$134,300	\$36,372	\$21,136	\$0	\$0	\$0	\$281,474
Future Earnings (Lost Wages)	\$3,057,030	\$229,450	\$72,366	\$19,928	\$22,575	\$9,408	\$8,184	\$3,418,941
Public Services	\$5,652	\$18,575	\$13,230	\$3,456	\$451,500	\$128,772	\$27,368	\$648,553
Property Damage and Loss	\$3,466	\$3,750	\$3,192	\$10,104	\$933,702	\$832,902	\$625,064	\$2,412,180
Subtotal (Monetary Costs)	\$3,155,814	\$386,075	\$125,160	\$54,624	\$1,407,777	\$971,082	\$660,616	\$6,761,148
Quality of Life	\$5,418,498	\$4,371,800	\$454,482	\$100,504	\$0	\$122,010	\$33,176	\$10,500,470
Total (Comprehensive Costs)	\$8,574,312	\$4,757,875	\$579,642	\$155,128	\$1,407,777	\$1,093,092	\$693,792	\$17,261,618

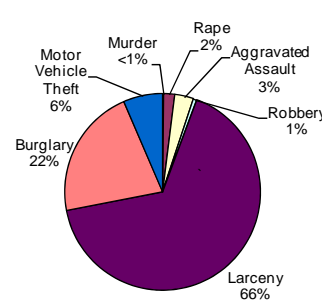
Traffic Crash Casualties



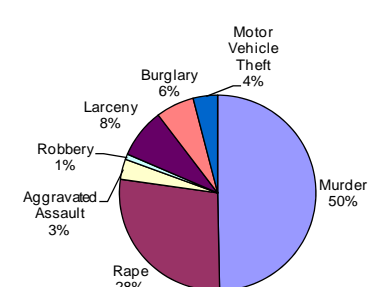
Traffic Crash Costs



Index Crimes



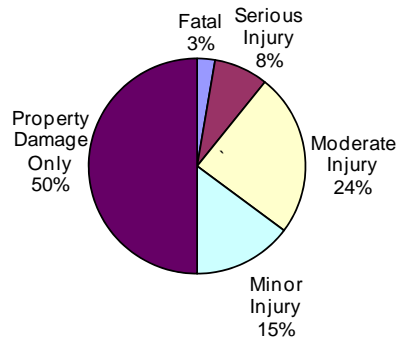
Index Crime Costs



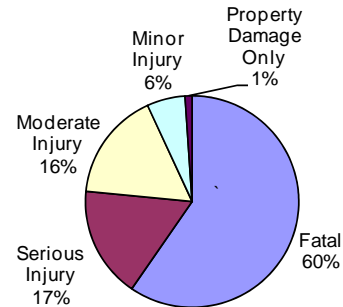
Cass County Alcohol-Involved Crashes

Traffic Crash Casualty Severity	Traffic Crash Casualties	Traffic Crash Costs
Fatal	2	\$7,223,916
Serious Injury	6	\$2,044,806
Moderate Injury	18	\$2,005,488
Minor Injury	11	\$705,540
Property Damage Only	37	\$130,832
Total	74	\$12,110,582
Average cost of traffic crash casualty	\$163,657	

Traffic Crash Casualties



Traffic Crash Costs

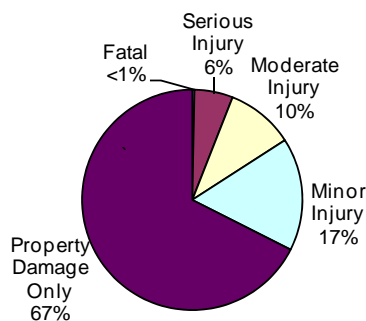


Costs of Alcohol-Involved Traffic Crashes in Cass County (2010 Dollars)						
	Fatal	Serious Injury	Moderate Injury	Minor Injury	Property Damage Only	Total
Medical Care	\$80,102	\$412,464	\$461,394	\$103,026	\$11,359	\$1,068,345
Future Earnings (Lost Wages)	\$2,439,648	\$602,520	\$529,974	\$178,937	\$36,075	\$3,787,154
Public Services	\$1,718	\$2,286	\$3,204	\$1,166	\$999	\$9,373
Property Damage and Loss	\$28,910	\$41,604	\$100,044	\$46,486	\$56,943	\$273,987
Subtotal (Monetary Costs)	\$2,550,378	\$1,058,874	\$1,094,616	\$329,615	\$105,376	\$5,138,859
Quality of Life	\$4,673,538	\$985,932	\$910,872	\$375,925	\$25,456	\$6,971,723
Total (Comprehensive Costs)	\$7,223,916	\$2,044,806	\$2,005,488	\$705,540	\$130,832	\$12,110,582

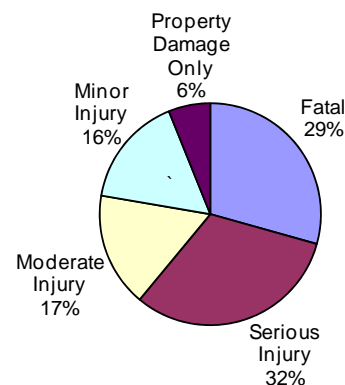
Cass County Teen-Involved Crashes

Traffic Crash Casualty Severity	Traffic Crash Casualties	Traffic Crash Costs
Fatal	1	\$3,611,958
Serious Injury	17	\$3,903,982
Moderate Injury	30	\$2,052,930
Minor Injury	50	\$1,995,500
Property Damage Only	204	\$752,760
Total	302	\$12,317,130
Average cost of traffic crash casualty	\$40,785	

Traffic Crash Casualties



Traffic Crash Costs

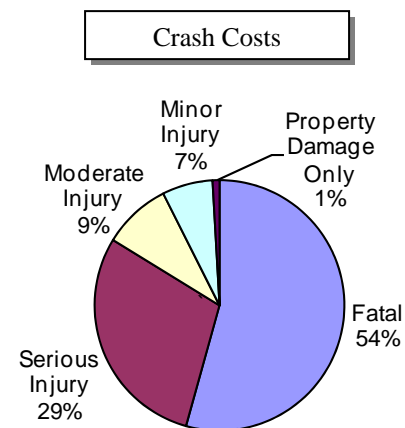
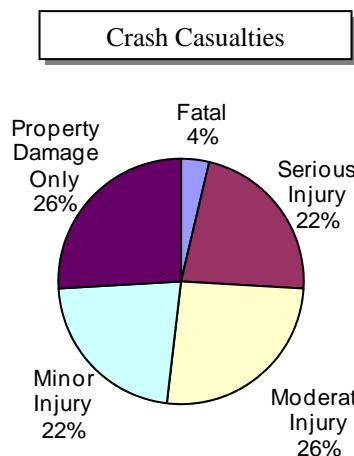


Costs of Teen Driver Traffic Crashes in Cass County (2010 Dollars)

	Fatal	Serious Injury	Moderate Injury	Minor Injury	Property Damage Only	Total
Medical Care	\$40,051	\$759,441	\$392,760	\$342,400	\$71,808	\$1,606,460
Future Earnings (Lost Wages)	\$1,219,824	\$1,180,463	\$572,610	\$577,950	\$210,936	\$3,761,783
Public Services	\$859	\$4,964	\$4,110	\$4,900	\$5,508	\$20,341
Property Damage and Loss	\$14,455	\$107,814	\$151,320	\$225,800	\$338,436	\$837,825
Subtotal (Monetary Costs)	\$1,275,189	\$2,052,682	\$1,120,800	\$1,151,050	\$626,688	\$6,226,409
Quality of Life	\$2,336,769	\$1,851,300	\$932,130	\$844,450	\$126,072	\$6,090,721
Total (Comprehensive Costs)	\$3,611,958	\$3,903,982	\$2,052,930	\$1,995,500	\$752,760	\$12,317,130

Cass County Motorcycle-Involved Crashes

Motorcyclist Casualty Severity	Crash Casualties	Crash Costs
Fatal	1	\$3,613,578
Serious Injury	6	\$1,957,062
Moderate Injury	7	\$586,565
Minor Injury	6	\$435,162
Property Damage Only	7	\$59,374
Total	27	\$6,651,741
Average cost of motorcyclist casualty	\$246,361	



Costs of Motorcycle Traffic Crashes in Cass County (2010 Dollars)						
	Fatal	Serious Injury	Moderate Injury	Minor Injury	Property Damage Only	Total
Medical Care	\$40,110	\$374,874	\$107,709	\$61,518	\$7,490	\$591,701
Future Earnings (Lost Wages)	\$1,220,446	\$612,666	\$176,554	\$150,570	\$16,562	\$2,176,798
Public Services	\$859	\$2,412	\$1,274	\$1,044	\$336	\$5,925
Property Damage and Loss	\$15,394	\$41,346	\$39,270	\$32,868	\$18,935	\$147,813
Subtotal (Monetary Costs)	\$1,276,809	\$1,031,298	\$324,807	\$246,000	\$43,323	\$2,922,237
Quality of Life	\$2,336,769	\$925,764	\$261,758	\$189,162	\$16,051	\$3,729,504
Total (Comprehensive Costs)	\$3,613,578	\$1,957,062	\$586,565	\$435,162	\$59,374	\$6,651,741

Charlevoix County

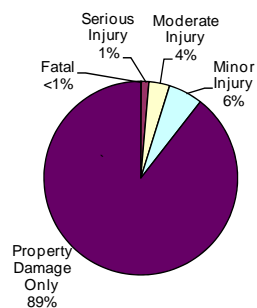
Traffic Crash Casualty Severity	Traffic Crash Casualties	Traffic Crash Costs
Fatal	1	\$3,611,958
Serious Injury	17	\$3,903,982
Moderate Injury	46	\$3,147,826
Minor Injury	76	\$3,033,160
Property Damage Only	1188	\$4,383,720
Total	1328	\$18,080,646
Average cost of traffic crash casualty		\$13,615

Index Crime Category	Number of Index Crimes	Index Crime Costs
Murder	0	\$0
Rape	22	\$4,186,930
Aggravated Assault	24	\$331,224
Robbery	1	\$19,391
Larceny	388	\$604,892
Burglary	86	\$319,748
Motor Vehicle Theft	13	\$102,492
Total	534	\$5,564,677
Average cost of index crime		\$10,421

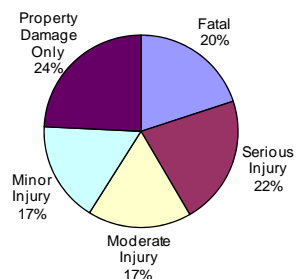
	Fatal	Serious Injury	Moderate Injury	Minor Injury	Property Damage Only	Total
Medical Care	\$40,051	\$759,441	\$602,232	\$520,448	\$418,176	\$2,340,348
Future Earnings (Lost Wages)	\$1,219,824	\$1,180,463	\$878,002	\$878,484	\$1,228,392	\$5,385,165
Public Services	\$859	\$4,964	\$6,302	\$7,448	\$32,076	\$51,649
Property Damage and Loss	\$14,455	\$107,814	\$232,024	\$343,216	\$1,970,892	\$2,668,401
Subtotal (Monetary Costs)	\$1,275,189	\$2,052,682	\$1,718,560	\$1,749,596	\$3,649,536	\$10,445,563
Quality of Life	\$2,336,769	\$1,851,300	\$1,429,266	\$1,283,564	\$734,184	\$7,635,083
Total (Comprehensive Costs)	\$3,611,958	\$3,903,982	\$3,147,826	\$3,033,160	\$4,383,720	\$18,080,646

	Murder	Rape	Aggravated Assault	Robbery	Larceny	Burglary	Motor Vehicle Theft	Total
Medical Care	\$0	\$118,184	\$20,784	\$2,642	\$0	\$0	\$0	\$141,610
Future Earnings (Lost Wages)	\$0	\$201,916	\$41,352	\$2,491	\$9,700	\$2,752	\$1,209	\$259,420
Public Services	\$0	\$16,346	\$7,560	\$432	\$194,000	\$37,668	\$4,043	\$260,049
Property Damage and Loss	\$0	\$3,300	\$1,824	\$1,263	\$401,192	\$243,638	\$92,339	\$743,556
Subtotal (Monetary Costs)	\$0	\$339,746	\$71,520	\$6,828	\$604,892	\$284,058	\$97,591	\$1,404,635
Quality of Life	\$0	\$3,847,184	\$259,704	\$12,563	\$0	\$35,690	\$4,901	\$4,160,042
Total (Comprehensive Costs)	\$0	\$4,186,930	\$331,224	\$19,391	\$604,892	\$319,748	\$102,492	\$5,564,677

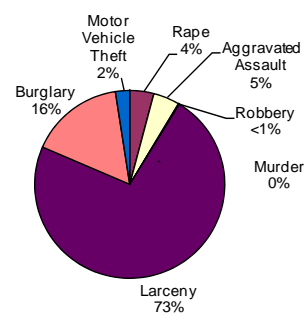
Traffic Crash Casualties



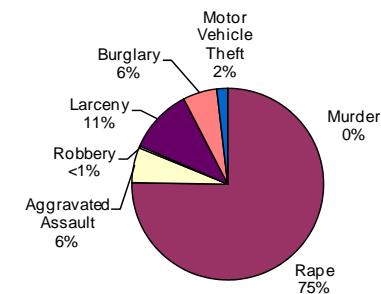
Traffic Crash Costs



Index Crimes



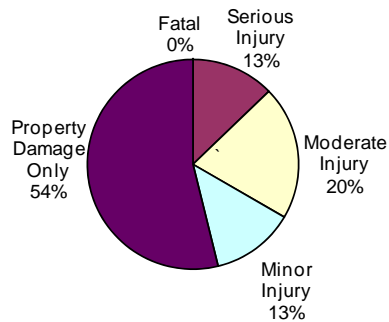
Index Crime Costs



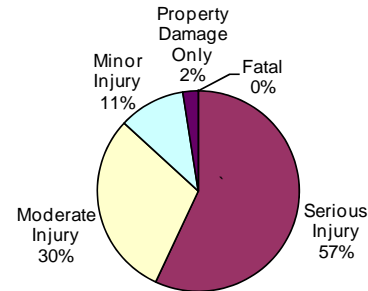
Charlevoix County Alcohol-Involved Crashes

Traffic Crash Casualty Severity	Traffic Crash Casualties	Traffic Crash Costs
Fatal	0	\$0
Serious Injury	5	\$1,704,005
Moderate Injury	8	\$891,328
Minor Injury	5	\$320,700
Property Damage Only	21	\$74,256
Total	39	\$2,990,289
Average cost of traffic crash casualty	\$76,674	

Traffic Crash Casualties



Traffic Crash Costs

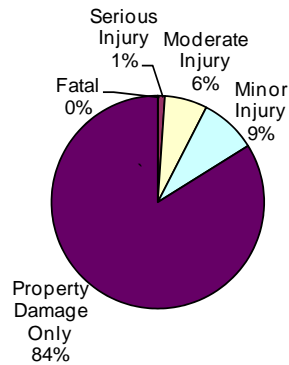


Costs of Alcohol-Involved Traffic Crashes in Charlevoix County (2010 Dollars)						
	Fatal	Serious Injury	Moderate Injury	Minor Injury	Property Damage Only	Total
Medical Care	\$0	\$343,720	\$205,064	\$46,830	\$6,447	\$602,061
Future Earnings (Lost Wages)	\$0	\$502,100	\$235,544	\$81,335	\$20,475	\$839,454
Public Services	\$0	\$1,905	\$1,424	\$530	\$567	\$4,426
Property Damage and Loss	\$0	\$34,670	\$44,464	\$21,130	\$32,319	\$132,583
Subtotal (Monetary Costs)	\$0	\$882,395	\$486,496	\$149,825	\$59,808	\$1,578,524
Quality of Life	\$0	\$821,610	\$404,832	\$170,875	\$14,448	\$1,411,765
Total (Comprehensive Costs)	\$0	\$1,704,005	\$891,328	\$320,700	\$74,256	\$2,990,289

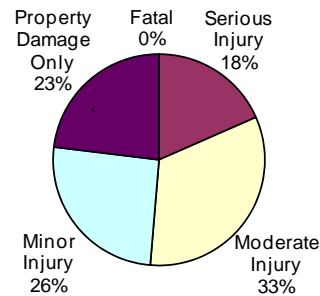
Charlevoix County Teen-Involved Crashes

Traffic Crash Casualty Severity	Traffic Crash Casualties	Traffic Crash Costs
Fatal	0	\$0
Serious Injury	2	\$459,292
Moderate Injury	12	\$821,172
Minor Injury	16	\$638,560
Property Damage Only	156	\$575,640
Total	186	\$2,494,664
Average cost of traffic crash casualty	\$13,412	

Traffic Crash Casualties



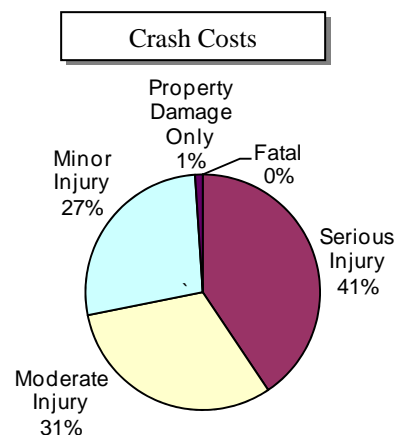
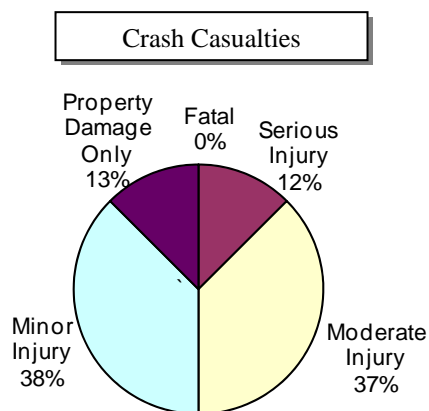
Traffic Crash Costs



Costs of Teen Driver Traffic Crashes in Charlevoix County (2010 Dollars)						
	Fatal	Serious Injury	Moderate Injury	Minor Injury	Property Damage Only	Total
Medical Care	\$0	\$89,346	\$157,104	\$109,568	\$54,912	\$410,930
Future Earnings (Lost Wages)	\$0	\$138,878	\$229,044	\$184,944	\$161,304	\$714,170
Public Services	\$0	\$584	\$1,644	\$1,568	\$4,212	\$8,008
Property Damage and Loss	\$0	\$12,684	\$60,528	\$72,256	\$258,804	\$404,272
Subtotal (Monetary Costs)	\$0	\$241,492	\$448,320	\$368,336	\$479,232	\$1,537,380
Quality of Life	\$0	\$217,800	\$372,852	\$270,224	\$96,408	\$957,284
Total (Comprehensive Costs)	\$0	\$459,292	\$821,172	\$638,560	\$575,640	\$2,494,664

Charlevoix County Motorcycle-Involved Crashes

Motorcyclist Casualty Severity	Crash Casualties	Crash Costs
Fatal	0	\$0
Serious Injury	1	\$326,177
Moderate Injury	3	\$251,385
Minor Injury	3	\$217,581
Property Damage Only	1	\$8,482
Total	8	\$803,625
Average cost of motorcyclist casualty	\$100,453	



Costs of Motorcycle Traffic Crashes in Charlevoix County (2010 Dollars)						
	Fatal	Serious Injury	Moderate Injury	Minor Injury	Property Damage Only	Total
Medical Care	\$0	\$62,479	\$46,161	\$30,759	\$1,070	\$140,469
Future Earnings (Lost Wages)	\$0	\$102,111	\$75,666	\$75,285	\$2,366	\$255,428
Public Services	\$0	\$402	\$546	\$522	\$48	\$1,518
Property Damage and Loss	\$0	\$6,891	\$16,830	\$16,434	\$2,705	\$42,860
Subtotal (Monetary Costs)	\$0	\$171,883	\$139,203	\$123,000	\$6,189	\$440,275
Quality of Life	\$0	\$154,294	\$112,182	\$94,581	\$2,293	\$363,350
Total (Comprehensive Costs)	\$0	\$326,177	\$251,385	\$217,581	\$8,482	\$803,625

Cheboygan County

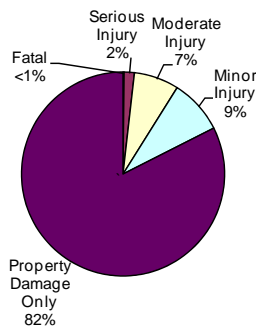
Traffic Crash Casualty Severity	Traffic Crash Casualties	Traffic Crash Costs
Fatal	2	\$7,223,916
Serious Injury	20	\$4,592,920
Moderate Injury	88	\$6,021,928
Minor Injury	106	\$4,230,460
Property Damage Only	1013	\$3,737,970
Total	1229	\$25,807,194
Average cost of traffic crash casualty	\$20,999	

Index Crime Category	Number of Index Crimes	Index Crime Costs
Murder	0	\$0
Rape	13	\$2,474,095
Aggravated Assault	17	\$234,617
Robbery	0	\$0
Larceny	457	\$712,463
Burglary	148	\$550,264
Motor Vehicle Theft	12	\$94,608
Total	647	\$4,066,047
Average cost of index crime	\$6,284	

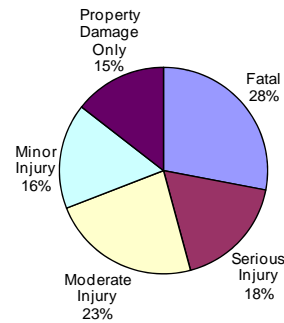
Costs of Traffic Crashes in Cheboygan County (2010 Dollars)						
	Fatal	Serious Injury	Moderate Injury	Minor Injury	Property Damage Only	Total
Medical Care	\$80,102	\$893,460	\$1,152,096	\$725,888	\$356,576	\$3,208,122
Future Earnings (Lost Wages)	\$2,439,648	\$1,388,780	\$1,679,656	\$1,225,254	\$1,047,442	\$7,780,780
Public Services	\$1,718	\$5,840	\$12,056	\$10,388	\$27,351	\$57,353
Property Damage and Loss	\$28,910	\$126,840	\$443,872	\$478,696	\$1,680,567	\$2,758,885
Subtotal (Monetary Costs)	\$2,550,378	\$2,414,920	\$3,287,680	\$2,440,226	\$3,111,936	\$13,805,140
Quality of Life	\$4,673,538	\$2,178,000	\$2,734,248	\$1,790,234	\$626,034	\$12,002,054
Total (Comprehensive Costs)	\$7,223,916	\$4,592,920	\$6,021,928	\$4,230,460	\$3,737,970	\$25,807,194

Costs of Index Crimes in Cheboygan County (2010 Dollars)								
	Murder	Rape	Aggravated Assault	Robbery	Larceny	Burglary	Motor Vehicle Theft	Total
Medical Care	\$0	\$69,836	\$14,722	\$0	\$0	\$0	\$0	\$84,558
Future Earnings (Lost Wages)	\$0	\$119,314	\$29,291	\$0	\$11,425	\$4,736	\$1,116	\$165,882
Public Services	\$0	\$9,659	\$5,355	\$0	\$228,500	\$64,824	\$3,732	\$312,070
Property Damage and Loss	\$0	\$1,950	\$1,292	\$0	\$472,538	\$419,284	\$85,236	\$980,300
Subtotal (Monetary Costs)	\$0	\$200,759	\$50,660	\$0	\$712,463	\$488,844	\$90,084	\$1,542,810
Quality of Life	\$0	\$2,273,336	\$183,957	\$0	\$0	\$61,420	\$4,524	\$2,523,237
Total (Comprehensive Costs)	\$0	\$2,474,095	\$234,617	\$0	\$712,463	\$550,264	\$94,608	\$4,066,047

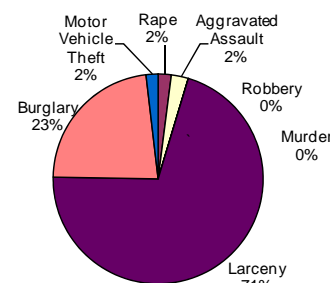
Traffic Crash Casualties



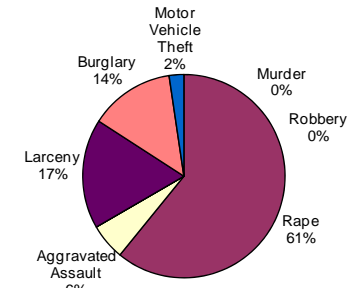
Traffic Crash Costs



Index Crimes



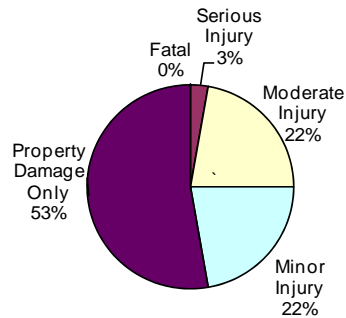
Index Crime Costs



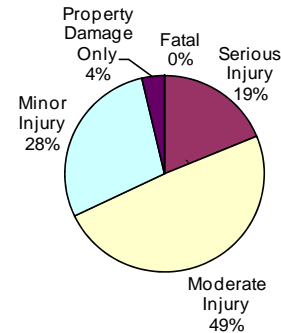
Cheboygan County Alcohol-Involved Crashes

Traffic Crash Casualty Severity	Traffic Crash Casualties	Traffic Crash Costs
Fatal	0	\$0
Serious Injury	1	\$340,801
Moderate Injury	8	\$891,328
Minor Injury	8	\$513,120
Property Damage Only	19	\$67,184
Total	36	\$1,812,433
Average cost of traffic crash casualty	\$50,345	

Traffic Crash Casualties



Traffic Crash Costs

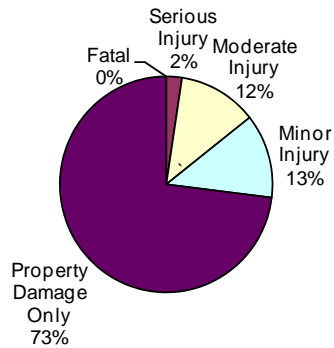


Costs of Alcohol-Involved Traffic Crashes in Cheboygan County (2010 Dollars)						
	Fatal	Serious Injury	Moderate Injury	Minor Injury	Property Damage Only	Total
Medical Care	\$0	\$68,744	\$205,064	\$74,928	\$5,833	\$354,569
Future Earnings (Lost Wages)	\$0	\$100,420	\$235,544	\$130,136	\$18,525	\$484,625
Public Services	\$0	\$381	\$1,424	\$848	\$513	\$3,166
Property Damage and Loss	\$0	\$6,934	\$44,464	\$33,808	\$29,241	\$114,447
Subtotal (Monetary Costs)	\$0	\$176,479	\$486,496	\$239,720	\$54,112	\$956,807
Quality of Life	\$0	\$164,322	\$404,832	\$273,400	\$13,072	\$855,626
Total (Comprehensive Costs)	\$0	\$340,801	\$891,328	\$513,120	\$67,184	\$1,812,433

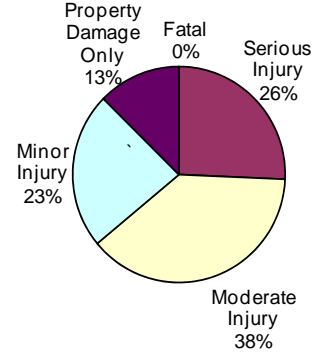
Cheboygan County Teen-Involved Crashes

Traffic Crash Casualty Severity	Traffic Crash Casualties	Traffic Crash Costs
Fatal	0	\$0
Serious Injury	4	\$918,584
Moderate Injury	20	\$1,368,620
Minor Injury	21	\$838,110
Property Damage Only	122	\$450,180
Total	167	\$3,575,494
Average cost of traffic crash casualty	\$21,410	

Traffic Crash Casualties



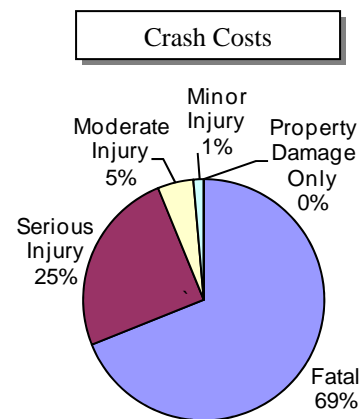
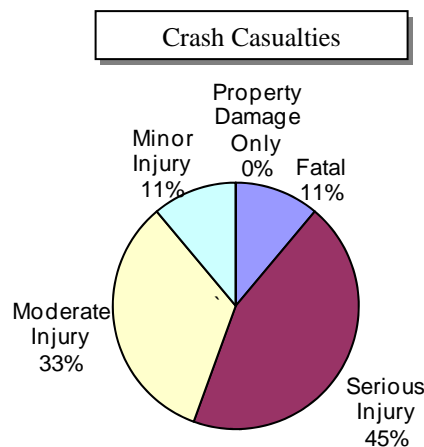
Traffic Crash Costs



Costs of Teen Driver Traffic Crashes in Cheboygan County (2010 Dollars)						
	Fatal	Serious Injury	Moderate Injury	Minor Injury	Property Damage Only	Total
Medical Care	\$0	\$178,692	\$261,840	\$143,808	\$42,944	\$627,284
Future Earnings (Lost Wages)	\$0	\$277,756	\$381,740	\$242,739	\$126,148	\$1,028,383
Public Services	\$0	\$1,168	\$2,740	\$2,058	\$3,294	\$9,260
Property Damage and Loss	\$0	\$25,368	\$100,880	\$94,836	\$202,398	\$423,482
Subtotal (Monetary Costs)	\$0	\$482,984	\$747,200	\$483,441	\$374,784	\$2,088,409
Quality of Life	\$0	\$435,600	\$621,420	\$354,669	\$75,396	\$1,487,085
Total (Comprehensive Costs)	\$0	\$918,584	\$1,368,620	\$838,110	\$450,180	\$3,575,494

Cheboygen County Motorcycle-Involved Crashes

Motorcyclist Casualty Severity	Crash Casualties	Crash Costs
Fatal	1	\$3,613,578
Serious Injury	4	\$1,304,708
Moderate Injury	3	\$251,385
Minor Injury	1	\$72,527
Property Damage Only	0	\$0
Total	9	\$5,242,198
Average cost of motorcyclist casualty		\$582,466



Costs of Motorcycle Traffic Crashes in Cheboygan County (2010 Dollars)						
	Fatal	Serious Injury	Moderate Injury	Minor Injury	Property Damage Only	Total
Medical Care	\$40,110	\$249,916	\$46,161	\$10,253	\$0	\$346,440
Future Earnings (Lost Wages)	\$1,220,446	\$408,444	\$75,666	\$25,095	\$0	\$1,729,651
Public Services	\$859	\$1,608	\$546	\$174	\$0	\$3,187
Property Damage and Loss	\$15,394	\$27,564	\$16,830	\$5,478	\$0	\$65,266
Subtotal (Monetary Costs)	\$1,276,809	\$687,532	\$139,203	\$41,000	\$0	\$2,144,544
Quality of Life	\$2,336,769	\$617,176	\$112,182	\$31,527	\$0	\$3,097,654
Total (Comprehensive Costs)	\$3,613,578	\$1,304,708	\$251,385	\$72,527	\$0	\$5,242,198

Chippewa County

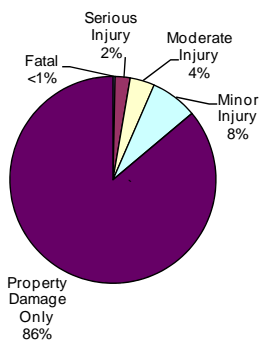
Traffic Crash Casualty Severity	Traffic Crash Casualties	Traffic Crash Costs
Fatal	5	\$18,059,790
Serious Injury	34	\$7,807,964
Moderate Injury	56	\$3,832,136
Minor Injury	107	\$4,270,370
Property Damage Only	1250	\$4,612,500
Total	1452	\$38,582,760
Average cost of traffic crash casualty		\$26,572

Index Crime Category	Number of Index Crimes	Index Crime Costs
Murder	0	\$0
Rape	27	\$5,138,505
Aggravated Assault	37	\$510,637
Robbery	3	\$58,173
Larceny	662	\$1,032,058
Burglary	173	\$643,214
Motor Vehicle Theft	32	\$252,288
Total	934	\$7,634,875
Average cost of index crime		\$8,174

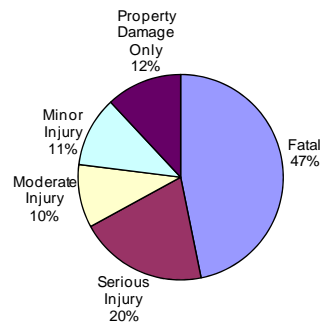
	Fatal	Serious Injury	Moderate Injury	Minor Injury	Property Damage Only	Total
Medical Care	\$200,255	\$1,518,882	\$733,152	\$732,736	\$440,000	\$3,625,025
Future Earnings (Lost Wages)	\$6,099,120	\$2,360,926	\$1,068,872	\$1,236,813	\$1,292,500	\$12,058,231
Public Services	\$4,295	\$9,928	\$7,672	\$10,486	\$33,750	\$66,131
Property Damage and Loss	\$72,275	\$215,628	\$282,464	\$483,212	\$2,073,750	\$3,127,329
Subtotal (Monetary Costs)	\$6,375,945	\$4,105,364	\$2,092,160	\$2,463,247	\$3,840,000	\$18,876,716
Quality of Life	\$11,683,845	\$3,702,600	\$1,739,976	\$1,807,123	\$772,500	\$19,706,044
Total (Comprehensive Costs)	\$18,059,790	\$7,807,964	\$3,832,136	\$4,270,370	\$4,612,500	\$38,582,760

	Murder	Rape	Aggravated Assault	Robbery	Larceny	Burglary	Motor Vehicle Theft	Total
Medical Care	\$0	\$145,044	\$32,042	\$7,926	\$0	\$0	\$0	\$185,012
Future Earnings (Lost Wages)	\$0	\$247,806	\$63,751	\$7,473	\$16,550	\$5,536	\$2,976	\$344,092
Public Services	\$0	\$20,061	\$11,655	\$1,296	\$331,000	\$75,774	\$9,952	\$449,738
Property Damage and Loss	\$0	\$4,050	\$2,812	\$3,789	\$684,508	\$490,109	\$227,296	\$1,412,564
Subtotal (Monetary Costs)	\$0	\$416,961	\$110,260	\$20,484	\$1,032,058	\$571,419	\$240,224	\$2,391,406
Quality of Life	\$0	\$4,721,544	\$400,377	\$37,689	\$0	\$71,795	\$12,064	\$5,243,469
Total (Comprehensive Costs)	\$0	\$5,138,505	\$510,637	\$58,173	\$1,032,058	\$643,214	\$252,288	\$7,634,875

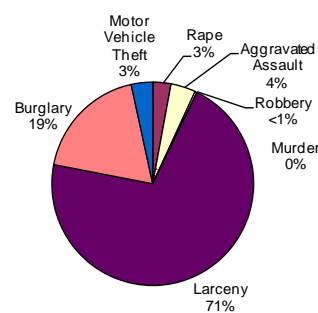
Traffic Crash Casualties



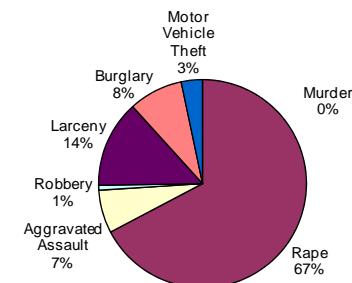
Traffic Crash Costs



Index Crimes



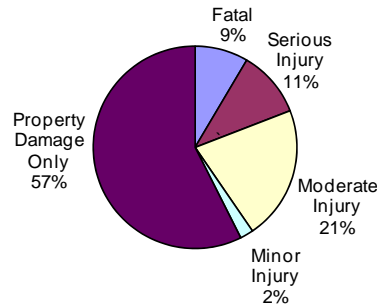
Index Crime Costs



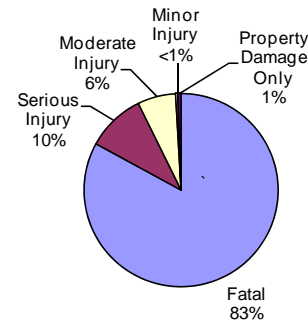
Chippewa County Alcohol-Involved Crashes

Traffic Crash Casualty Severity	Traffic Crash Casualties	Traffic Crash Costs
Fatal	4	\$14,447,832
Serious Injury	5	\$1,704,005
Moderate Injury	10	\$1,114,160
Minor Injury	1	\$64,140
Property Damage Only	27	\$95,472
Total	47	\$17,425,609
Average cost of traffic crash casualty	\$370,758	

Traffic Crash Casualties



Traffic Crash Costs

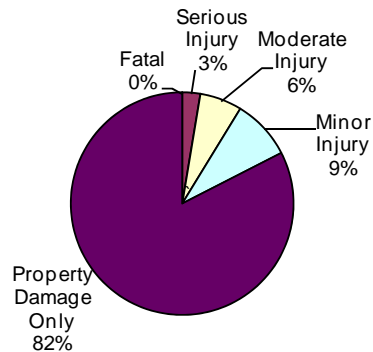


Costs of Alcohol-Involved Traffic Crashes in Chippewa County (2010 Dollars)						
	Fatal	Serious Injury	Moderate Injury	Minor Injury	Property Damage Only	Total
Medical Care	\$160,204	\$343,720	\$256,330	\$9,366	\$8,289	\$777,909
Future Earnings (Lost Wages)	\$4,879,296	\$502,100	\$294,430	\$16,267	\$26,325	\$5,718,418
Public Services	\$3,436	\$1,905	\$1,780	\$106	\$729	\$7,956
Property Damage and Loss	\$57,820	\$34,670	\$55,580	\$4,226	\$41,553	\$193,849
Subtotal (Monetary Costs)	\$5,100,756	\$882,395	\$608,120	\$29,965	\$76,896	\$6,698,132
Quality of Life	\$9,347,076	\$821,610	\$506,040	\$34,175	\$18,576	\$10,727,477
Total (Comprehensive Costs)	\$14,447,832	\$1,704,005	\$1,114,160	\$64,140	\$95,472	\$17,425,609

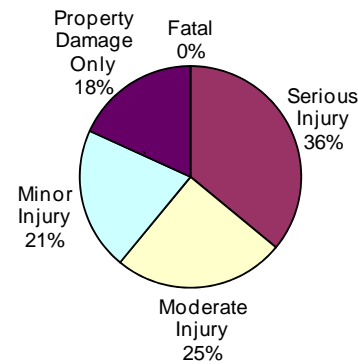
Chippewa County Teen-Involved Crashes

Traffic Crash Casualty Severity	Traffic Crash Casualties	Traffic Crash Costs
Fatal	0	\$0
Serious Injury	6	\$1,377,876
Moderate Injury	14	\$958,034
Minor Injury	20	\$798,200
Property Damage Only	189	\$697,410
Total	229	\$3,831,520
Average cost of traffic crash casualty	\$16,732	

Traffic Crash Casualties



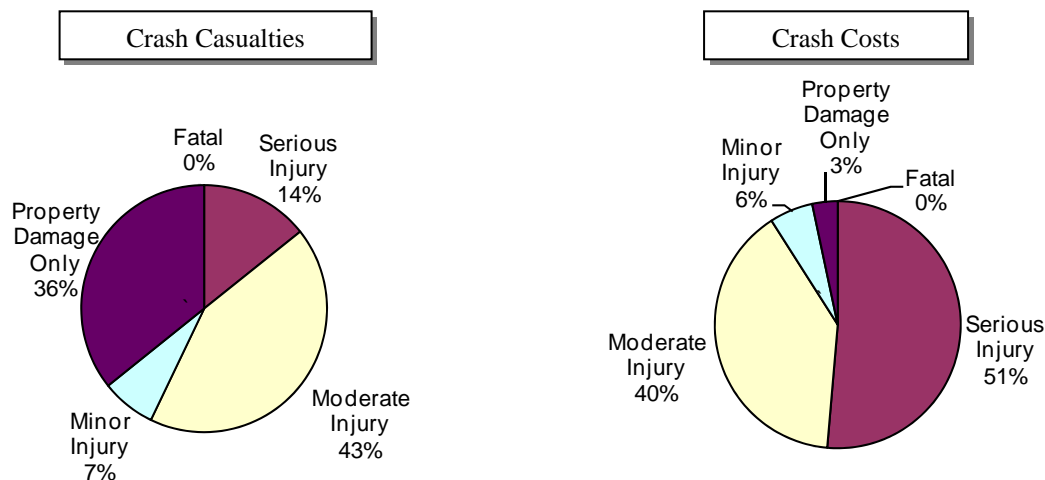
Traffic Crash Costs



Costs of Teen Driver Traffic Crashes in Chippewa County (2010 Dollars)						
	Fatal	Serious Injury	Moderate Injury	Minor Injury	Property Damage Only	Total
Medical Care	\$0	\$268,038	\$183,288	\$136,960	\$66,528	\$654,814
Future Earnings (Lost Wages)	\$0	\$416,634	\$267,218	\$231,180	\$195,426	\$1,110,458
Public Services	\$0	\$1,752	\$1,918	\$1,960	\$5,103	\$10,733
Property Damage and Loss	\$0	\$38,052	\$70,616	\$90,320	\$313,551	\$512,539
Subtotal (Monetary Costs)	\$0	\$724,476	\$523,040	\$460,420	\$580,608	\$2,288,544
Quality of Life	\$0	\$653,400	\$434,994	\$337,780	\$116,802	\$1,542,976
Total (Comprehensive Costs)	\$0	\$1,377,876	\$958,034	\$798,200	\$697,410	\$3,831,520

Chippewa County Motorcycle-Involved Crashes

Motorcyclist Casualty Severity	Crash Casualties	Crash Costs
Fatal	0	\$0
Serious Injury	2	\$652,354
Moderate Injury	6	\$502,770
Minor Injury	1	\$72,527
Property Damage Only	5	\$42,410
Total	14	\$1,270,061
Average cost of motorcyclist casualty	\$90,719	



Costs of Motorcycle Traffic Crashes in Chippewa County (2010 Dollars)						
	Fatal	Serious Injury	Moderate Injury	Minor Injury	Property Damage Only	Total
Medical Care	\$0	\$124,958	\$92,322	\$10,253	\$5,350	\$232,883
Future Earnings (Lost Wages)	\$0	\$204,222	\$151,332	\$25,095	\$11,830	\$392,479
Public Services	\$0	\$804	\$1,092	\$174	\$240	\$2,310
Property Damage and Loss	\$0	\$13,782	\$33,660	\$5,478	\$13,525	\$66,445
Subtotal (Monetary Costs)	\$0	\$343,766	\$278,406	\$41,000	\$30,945	\$694,117
Quality of Life	\$0	\$308,588	\$224,364	\$31,527	\$11,465	\$575,944
Total (Comprehensive Costs)	\$0	\$652,354	\$502,770	\$72,527	\$42,410	\$1,270,061

Clare County

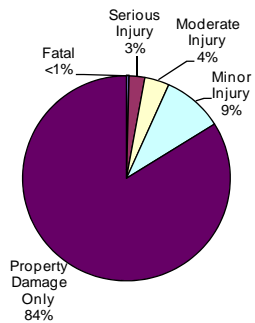
Traffic Crash Casualty Severity	Traffic Crash Casualties	Traffic Crash Costs
Fatal	6	\$21,671,748
Serious Injury	37	\$8,496,902
Moderate Injury	58	\$3,968,998
Minor Injury	142	\$5,667,220
Property Damage Only	1261	\$4,653,090
Total	1504	\$44,457,958
Average cost of traffic crash casualty	\$29,560	

Index Crime Category	Number of Index Crimes	Index Crime Costs
Murder	0	\$0
Rape	6	\$1,141,890
Aggravated Assault	7	\$96,607
Robbery	1	\$19,391
Larceny	156	\$243,204
Burglary	54	\$200,772
Motor Vehicle Theft	6	\$47,304
Total	230	\$1,749,168
Average cost of index crime	\$7,605	

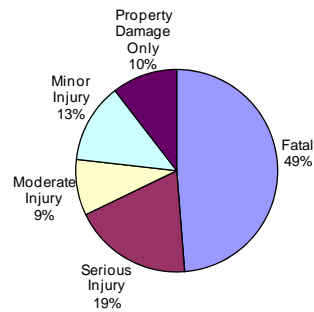
Costs of Traffic Crashes in Clare County (2010 Dollars)						
	Fatal	Serious Injury	Moderate Injury	Minor Injury	Property Damage Only	Total
Medical Care	\$240,306	\$1,652,901	\$759,336	\$972,416	\$443,872	\$4,068,831
Future Earnings (Lost Wages)	\$7,318,944	\$2,569,243	\$1,107,046	\$1,641,378	\$1,303,874	\$13,940,485
Public Services	\$5,154	\$10,804	\$7,946	\$13,916	\$34,047	\$71,867
Property Damage and Loss	\$86,730	\$234,654	\$292,552	\$641,272	\$2,091,999	\$3,347,207
Subtotal (Monetary Costs)	\$7,651,134	\$4,467,602	\$2,166,880	\$3,268,982	\$3,873,792	\$21,428,390
Quality of Life	\$14,020,614	\$4,029,300	\$1,802,118	\$2,398,238	\$779,298	\$23,029,568
Total (Comprehensive Costs)	\$21,671,748	\$8,496,902	\$3,968,998	\$5,667,220	\$4,653,090	\$44,457,958

Costs of Index Crimes in Clare County (2010 Dollars)								
	Murder	Rape	Aggravated Assault	Robbery	Larceny	Burglary	Motor Vehicle Theft	Total
Medical Care	\$0	\$32,232	\$6,062	\$2,642	\$0	\$0	\$0	\$40,936
Future Earnings (Lost Wages)	\$0	\$55,068	\$12,061	\$2,491	\$3,900	\$1,728	\$558	\$75,806
Public Services	\$0	\$4,458	\$2,205	\$432	\$78,000	\$23,652	\$1,866	\$110,613
Property Damage and Loss	\$0	\$900	\$532	\$1,263	\$161,304	\$152,982	\$42,618	\$359,599
Subtotal (Monetary Costs)	\$0	\$92,658	\$20,860	\$6,828	\$243,204	\$178,362	\$45,042	\$586,954
Quality of Life	\$0	\$1,049,232	\$75,747	\$12,563	\$0	\$22,410	\$2,262	\$1,162,214
Total (Comprehensive Costs)	\$0	\$1,141,890	\$96,607	\$19,391	\$243,204	\$200,772	\$47,304	\$1,749,168

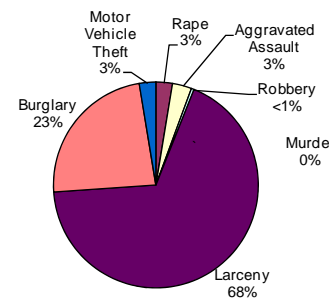
Traffic Crash Casualties



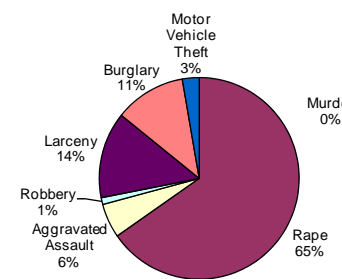
Traffic Crash Costs



Index Crimes



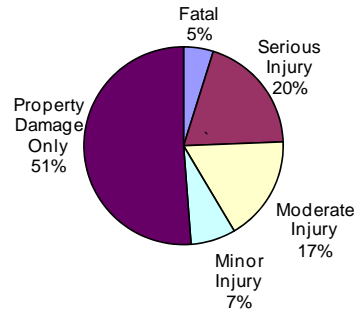
Index Crime Costs



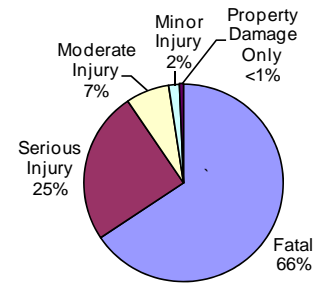
Clare County Alcohol-Involved Crashes

Traffic Crash Casualty Severity	Traffic Crash Casualties	Traffic Crash Costs
Fatal	2	\$7,223,916
Serious Injury	8	\$2,726,408
Moderate Injury	7	\$779,912
Minor Injury	3	\$192,420
Property Damage Only	21	\$74,256
Total	41	\$10,996,912
Average cost of traffic crash casualty	\$268,217	

Traffic Crash Casualties



Traffic Crash Costs

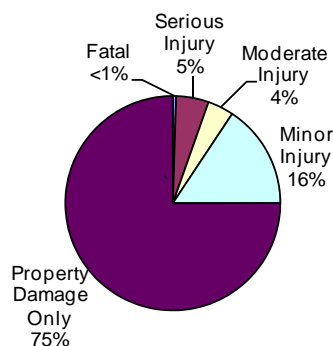


Costs of Alcohol-Involved Traffic Crashes in Clare County (2010 Dollars)						
	Fatal	Serious Injury	Moderate Injury	Minor Injury	Property Damage Only	Total
Medical Care	\$80,102	\$549,952	\$179,431	\$28,098	\$6,447	\$844,030
Future Earnings (Lost Wages)	\$2,439,648	\$803,360	\$206,101	\$48,801	\$20,475	\$3,518,385
Public Services	\$1,718	\$3,048	\$1,246	\$318	\$567	\$6,897
Property Damage and Loss	\$28,910	\$55,472	\$38,906	\$12,678	\$32,319	\$168,285
Subtotal (Monetary Costs)	\$2,550,378	\$1,411,832	\$425,684	\$89,895	\$59,808	\$4,537,597
Quality of Life	\$4,673,538	\$1,314,576	\$354,228	\$102,525	\$14,448	\$6,459,315
Total (Comprehensive Costs)	\$7,223,916	\$2,726,408	\$779,912	\$192,420	\$74,256	\$10,996,912

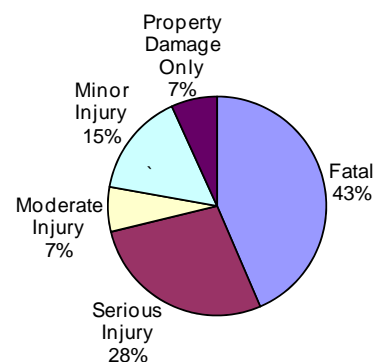
Clare County Teen-Involved Crashes

Traffic Crash Casualty Severity	Traffic Crash Casualties	Traffic Crash Costs
Fatal	1	\$3,611,958
Serious Injury	10	\$2,296,460
Moderate Injury	8	\$547,448
Minor Injury	32	\$1,277,120
Property Damage Only	153	\$564,570
Total	204	\$8,297,556
Average cost of traffic crash casualty	\$40,674	

Traffic Crash Casualties



Traffic Crash Costs



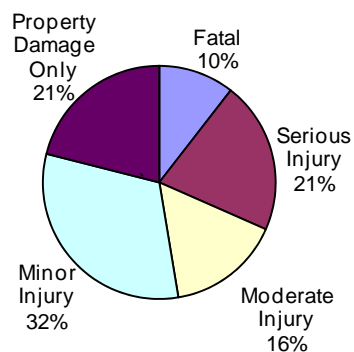
Costs of Teen Driver Traffic Crashes in Clare County (2010 Dollars)

	Fatal	Serious Injury	Moderate Injury	Minor Injury	Property Damage Only	Total
Medical Care	\$40,051	\$446,730	\$104,736	\$219,136	\$53,856	\$864,509
Future Earnings (Lost Wages)	\$1,219,824	\$694,390	\$152,696	\$369,888	\$158,202	\$2,595,000
Public Services	\$859	\$2,920	\$1,096	\$3,136	\$4,131	\$12,142
Property Damage and Loss	\$14,455	\$63,420	\$40,352	\$144,512	\$253,827	\$516,566
Subtotal (Monetary Costs)	\$1,275,189	\$1,207,460	\$298,880	\$736,672	\$470,016	\$3,988,217
Quality of Life	\$2,336,769	\$1,089,000	\$248,568	\$540,448	\$94,554	\$4,309,339
Total (Comprehensive Costs)	\$3,611,958	\$2,296,460	\$547,448	\$1,277,120	\$564,570	\$8,297,556

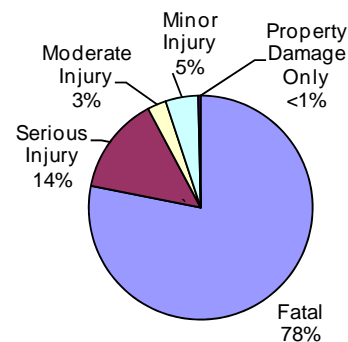
Clare County Motorcycle-Involved Crashes

Motorcyclist Casualty Severity	Crash Casualties	Crash Costs
Fatal	2	\$7,227,156
Serious Injury	4	\$1,304,708
Moderate Injury	3	\$251,385
Minor Injury	6	\$435,162
Property Damage Only	4	\$33,928
Total	19	\$9,252,339
Average cost of motorcyclist casualty		\$486,965

Crash Casualties



Crash Costs



Costs of Motorcycle Traffic Crashes in Clare County (2010 Dollars)						
	Fatal	Serious Injury	Moderate Injury	Minor Injury	Property Damage Only	Total
Medical Care	\$80,220	\$249,916	\$46,161	\$61,518	\$4,280	\$442,095
Future Earnings (Lost Wages)	\$2,440,892	\$408,444	\$75,666	\$150,570	\$9,464	\$3,085,036
Public Services	\$1,718	\$1,608	\$546	\$1,044	\$192	\$5,108
Property Damage and Loss	\$30,788	\$27,564	\$16,830	\$32,868	\$10,820	\$118,870
Subtotal (Monetary Costs)	\$2,553,618	\$687,532	\$139,203	\$246,000	\$24,756	\$3,651,109
Quality of Life	\$4,673,538	\$617,176	\$112,182	\$189,162	\$9,172	\$5,601,230
Total (Comprehensive Costs)	\$7,227,156	\$1,304,708	\$251,385	\$435,162	\$33,928	\$9,252,339

Clinton County

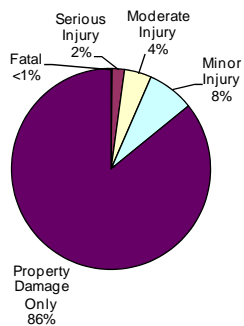
Traffic Crash Casualty Severity	Traffic Crash Casualties	Traffic Crash Costs
Fatal	6	\$21,671,748
Serious Injury	65	\$14,926,990
Moderate Injury	144	\$9,854,064
Minor Injury	248	\$9,897,680
Property Damage Only	2800	\$10,332,000
Total	3263	\$66,682,482
Average cost of traffic crash casualty	\$20,436	

Index Crime Category	Number of Index Crimes	Index Crime Costs
Murder	0	\$0
Rape	14	\$2,664,410
Aggravated Assault	38	\$524,438
Robbery	11	\$213,301
Larceny	544	\$848,096
Burglary	207	\$769,626
Motor Vehicle Theft	38	\$299,592
Total	852	\$5,319,463
Average cost of index crime	\$6,244	

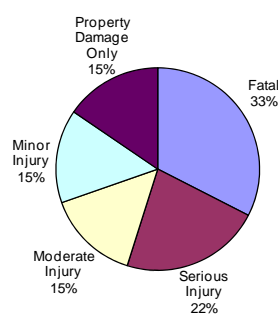
	Fatal	Serious Injury	Moderate Injury	Minor Injury	Property Damage Only	Total
Medical Care	\$240,306	\$2,903,745	\$1,885,248	\$1,698,304	\$985,600	\$7,713,203
Future Earnings (Lost Wages)	\$7,318,944	\$4,513,535	\$2,748,528	\$2,866,632	\$2,895,200	\$20,342,839
Public Services	\$5,154	\$18,980	\$19,728	\$24,304	\$75,600	\$143,766
Property Damage and Loss	\$86,730	\$412,230	\$726,336	\$1,119,968	\$4,645,200	\$6,990,464
Subtotal (Monetary Costs)	\$7,651,134	\$7,848,490	\$5,379,840	\$5,709,208	\$8,601,600	\$35,190,272
Quality of Life	\$14,020,614	\$7,078,500	\$4,474,224	\$4,188,472	\$1,730,400	\$31,492,210
Total (Comprehensive Costs)	\$21,671,748	\$14,926,990	\$9,854,064	\$9,897,680	\$10,332,000	\$66,682,482

	Murder	Rape	Aggravated Assault	Robbery	Larceny	Burglary	Motor Vehicle Theft	Total
Medical Care	\$0	\$75,208	\$32,908	\$29,062	\$0	\$0	\$0	\$137,178
Future Earnings (Lost Wages)	\$0	\$128,492	\$65,474	\$27,401	\$13,600	\$6,624	\$3,534	\$245,125
Public Services	\$0	\$10,402	\$11,970	\$4,752	\$272,000	\$90,666	\$11,818	\$401,608
Property Damage and Loss	\$0	\$2,100	\$2,888	\$13,893	\$562,496	\$586,431	\$269,914	\$1,437,722
Subtotal (Monetary Costs)	\$0	\$216,202	\$113,240	\$75,108	\$848,096	\$683,721	\$285,266	\$2,221,633
Quality of Life	\$0	\$2,448,208	\$411,198	\$138,193	\$0	\$85,905	\$14,326	\$3,097,830
Total (Comprehensive Costs)	\$0	\$2,664,410	\$524,438	\$213,301	\$848,096	\$769,626	\$299,592	\$5,319,463

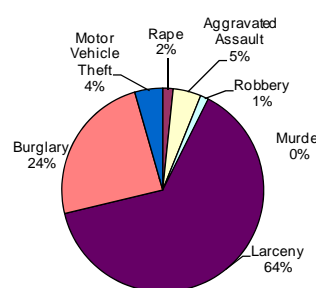
Traffic Crash Casualties



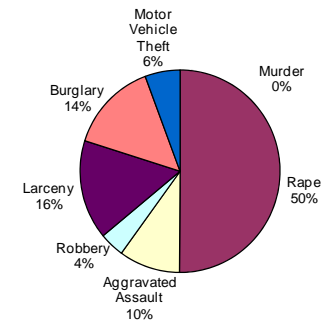
Traffic Crash Costs



Index Crimes



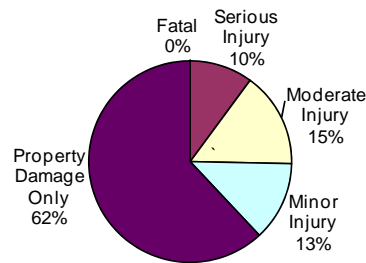
Index Crime Costs



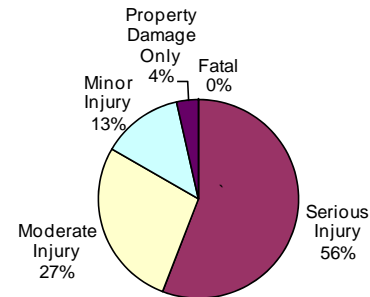
Clinton County Alcohol-Involved Crashes

Traffic Crash Casualty Severity	Traffic Crash Casualties	Traffic Crash Costs
Fatal	0	\$0
Serious Injury	8	\$2,726,408
Moderate Injury	12	\$1,336,992
Minor Injury	10	\$641,400
Property Damage Only	49	\$173,264
Total	79	\$4,878,064
Average cost of traffic crash casualty	\$61,748	

Traffic Crash Casualties



Traffic Crash Costs

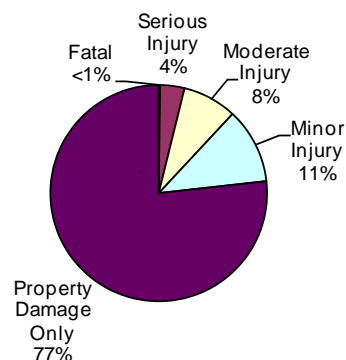


Costs of Alcohol-Involved Traffic Crashes in Clinton County (2010 Dollars)						
	Fatal	Serious Injury	Moderate Injury	Minor Injury	Property Damage Only	Total
Medical Care	\$0	\$549,952	\$307,596	\$93,660	\$15,043	\$966,251
Future Earnings (Lost Wages)	\$0	\$803,360	\$353,316	\$162,670	\$47,775	\$1,367,121
Public Services	\$0	\$3,048	\$2,136	\$1,060	\$1,323	\$7,567
Property Damage and Loss	\$0	\$55,472	\$66,696	\$42,260	\$75,411	\$239,839
Subtotal (Monetary Costs)	\$0	\$1,411,832	\$729,744	\$299,650	\$139,552	\$2,580,778
Quality of Life	\$0	\$1,314,576	\$607,248	\$341,750	\$33,712	\$2,297,286
Total (Comprehensive Costs)	\$0	\$2,726,408	\$1,336,992	\$641,400	\$173,264	\$4,878,064

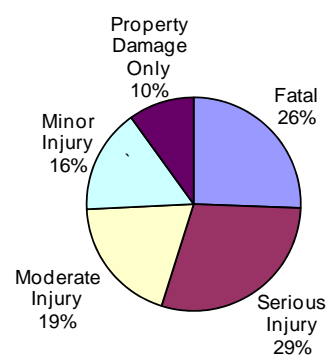
Clinton County Teen-Involved Crashes

Traffic Crash Casualty Severity	Traffic Crash Casualties	Traffic Crash Costs
Fatal	1	\$3,611,958
Serious Injury	18	\$4,133,628
Moderate Injury	40	\$2,737,240
Minor Injury	56	\$2,234,960
Property Damage Only	380	\$1,402,200
Total	495	\$14,119,986
Average cost of traffic crash casualty	\$28,525	

Traffic Crash Casualties



Traffic Crash Costs

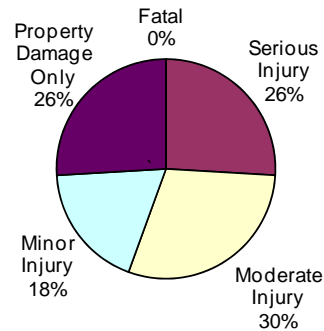


Costs of Teen Driver Traffic Crashes in Clinton County (2010 Dollars)						
	Fatal	Serious Injury	Moderate Injury	Minor Injury	Property Damage Only	Total
Medical Care	\$40,051	\$804,114	\$523,680	\$383,488	\$133,760	\$1,885,093
Future Earnings (Lost Wages)	\$1,219,824	\$1,249,902	\$763,480	\$647,304	\$392,920	\$4,273,430
Public Services	\$859	\$5,256	\$5,480	\$5,488	\$10,260	\$27,343
Property Damage and Loss	\$14,455	\$114,156	\$201,760	\$252,896	\$630,420	\$1,213,687
Subtotal (Monetary Costs)	\$1,275,189	\$2,173,428	\$1,494,400	\$1,289,176	\$1,167,360	\$7,399,553
Quality of Life	\$2,336,769	\$1,960,200	\$1,242,840	\$945,784	\$234,840	\$6,720,433
Total (Comprehensive Costs)	\$3,611,958	\$4,133,628	\$2,737,240	\$2,234,960	\$1,402,200	\$14,119,986

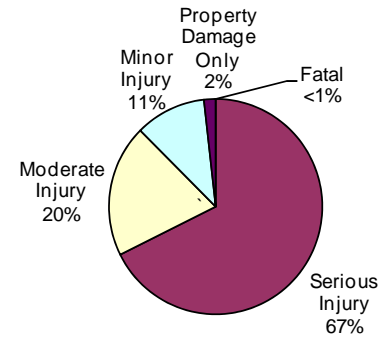
Clinton County Motorcycle-Involved Crashes

Motorcyclist Casualty Severity	Crash Casualties	Crash Costs
Fatal	0	\$0
Serious Injury	7	\$2,283,239
Moderate Injury	8	\$670,360
Minor Injury	5	\$362,635
Property Damage Only	7	\$59,374
Total	27	\$3,375,608
Average cost of motorcyclist casualty	\$125,023	

Crash Casualties



Crash Costs



Costs of Motorcycle Traffic Crashes in Clinton County (2010 Dollars)						
	Fatal	Serious Injury	Moderate Injury	Minor Injury	Property Damage Only	Total
Medical Care	\$0	\$437,353	\$123,096	\$51,265	\$7,490	\$619,204
Future Earnings (Lost Wages)	\$0	\$714,777	\$201,776	\$125,475	\$16,562	\$1,058,590
Public Services	\$0	\$2,814	\$1,456	\$870	\$336	\$5,476
Property Damage and Loss	\$0	\$48,237	\$44,880	\$27,390	\$18,935	\$139,442
Subtotal (Monetary Costs)	\$0	\$1,203,181	\$371,208	\$205,000	\$43,323	\$1,822,712
Quality of Life	\$0	\$1,080,058	\$299,152	\$157,635	\$16,051	\$1,552,896
Total (Comprehensive Costs)	\$0	\$2,283,239	\$670,360	\$362,635	\$59,374	\$3,375,608

Crawford County

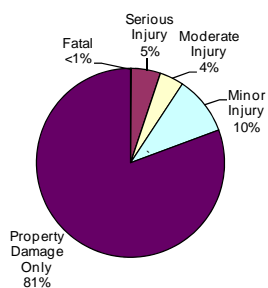
Traffic Crash Casualty Severity	Traffic Crash Casualties	Traffic Crash Costs
Fatal	1	\$3,611,958
Serious Injury	39	\$8,956,194
Moderate Injury	32	\$2,189,792
Minor Injury	78	\$3,112,980
Property Damage Only	625	\$2,306,250
Total	775	\$20,177,174
Average cost of traffic crash casualty	\$26,035	

Index Crime Category	Number of Index Crimes	Index Crime Costs
Murder	0	\$0
Rape	7	\$1,332,205
Aggravated Assault	18	\$248,418
Robbery	1	\$19,391
Larceny	187	\$291,533
Burglary	101	\$375,518
Motor Vehicle Theft	21	\$165,564
Total	335	\$2,432,629
Average cost of index crime	\$7,262	

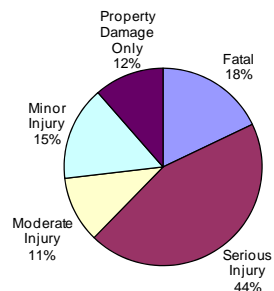
	Fatal	Serious Injury	Moderate Injury	Minor Injury	Property Damage Only	Total
Medical Care	\$40,051	\$1,742,247	\$418,944	\$534,144	\$220,000	\$2,955,386
Future Earnings (Lost Wages)	\$1,219,824	\$2,708,121	\$610,784	\$901,602	\$646,250	\$6,086,581
Public Services	\$859	\$11,388	\$4,384	\$7,644	\$16,875	\$41,150
Property Damage and Loss	\$14,455	\$247,338	\$161,408	\$352,248	\$1,036,875	\$1,812,324
Subtotal (Monetary Costs)	\$1,275,189	\$4,709,094	\$1,195,520	\$1,795,638	\$1,920,000	\$10,895,441
Quality of Life	\$2,336,769	\$4,247,100	\$994,272	\$1,317,342	\$386,250	\$9,281,733
Total (Comprehensive Costs)	\$3,611,958	\$8,956,194	\$2,189,792	\$3,112,980	\$2,306,250	\$20,177,174

	Murder	Rape	Aggravated Assault	Robbery	Larceny	Burglary	Motor Vehicle Theft	Total
Medical Care	\$0	\$37,604	\$15,588	\$2,642	\$0	\$0	\$0	\$55,834
Future Earnings (Lost Wages)	\$0	\$64,246	\$31,014	\$2,491	\$4,675	\$3,232	\$1,953	\$107,611
Public Services	\$0	\$5,201	\$5,670	\$432	\$93,500	\$44,238	\$6,531	\$155,572
Property Damage and Loss	\$0	\$1,050	\$1,368	\$1,263	\$193,358	\$286,133	\$149,163	\$632,335
Subtotal (Monetary Costs)	\$0	\$108,101	\$53,640	\$6,828	\$291,533	\$333,603	\$157,647	\$951,352
Quality of Life	\$0	\$1,224,104	\$194,778	\$12,563	\$0	\$41,915	\$7,917	\$1,481,277
Total (Comprehensive Costs)	\$0	\$1,332,205	\$248,418	\$19,391	\$291,533	\$375,518	\$165,564	\$2,432,629

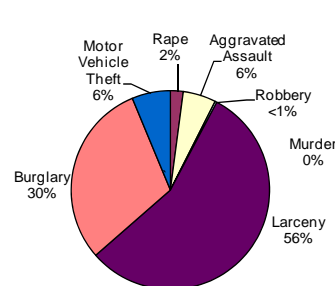
Traffic Crash Casualties



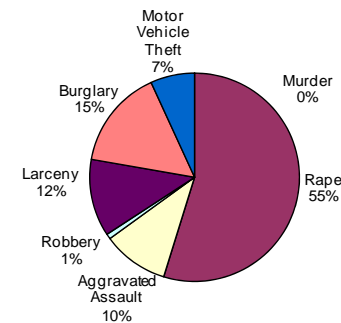
Traffic Crash Costs



Index Crimes



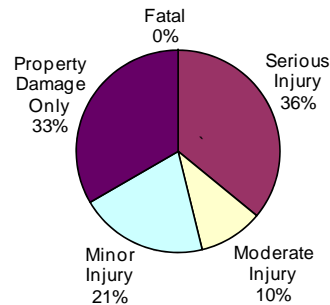
Index Crime Costs



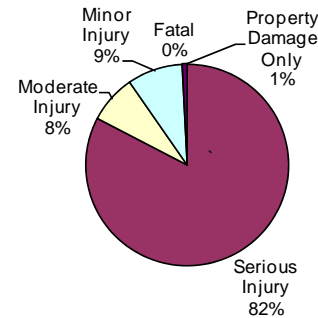
Crawford County Alcohol-Involved Crashes

Traffic Crash Casualty Severity	Traffic Crash Casualties	Traffic Crash Costs
Fatal	0	\$0
Serious Injury	14	\$4,771,214
Moderate Injury	4	\$445,664
Minor Injury	8	\$513,120
Property Damage Only	13	\$45,968
Total	39	\$5,775,966
Average cost of traffic crash casualty	\$148,102	

Traffic Crash Casualties



Traffic Crash Costs

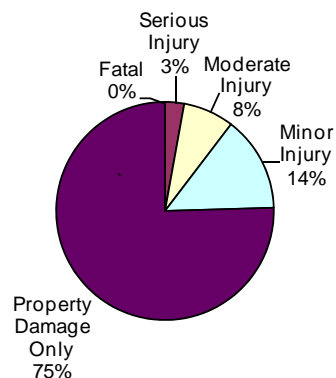


Costs of Alcohol-Involved Traffic Crashes in Crawford County (2010 Dollars)						
	Fatal	Serious Injury	Moderate Injury	Minor Injury	Property Damage Only	Total
Medical Care	\$0	\$962,416	\$102,532	\$74,928	\$3,991	\$1,143,867
Future Earnings (Lost Wages)	\$0	\$1,405,880	\$117,772	\$130,136	\$12,675	\$1,666,463
Public Services	\$0	\$5,334	\$712	\$848	\$351	\$7,245
Property Damage and Loss	\$0	\$97,076	\$22,232	\$33,808	\$20,007	\$173,123
Subtotal (Monetary Costs)	\$0	\$2,470,706	\$243,248	\$239,720	\$37,024	\$2,990,698
Quality of Life	\$0	\$2,300,508	\$202,416	\$273,400	\$8,944	\$2,785,268
Total (Comprehensive Costs)	\$0	\$4,771,214	\$445,664	\$513,120	\$45,968	\$5,775,966

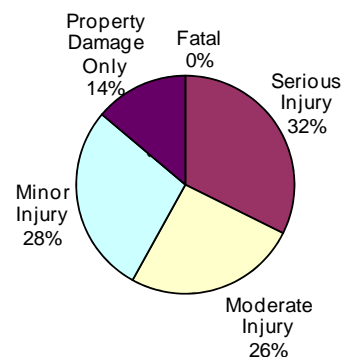
Crawford County Teen-Involved Crashes

Traffic Crash Casualty Severity	Traffic Crash Casualties	Traffic Crash Costs
Fatal	0	\$0
Serious Injury	3	\$688,938
Moderate Injury	8	\$547,448
Minor Injury	15	\$598,650
Property Damage Only	80	\$295,200
Total	106	\$2,130,236
Average cost of traffic crash casualty	\$20,097	

Traffic Crash Casualties



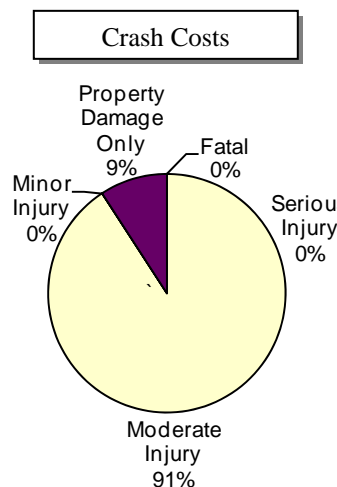
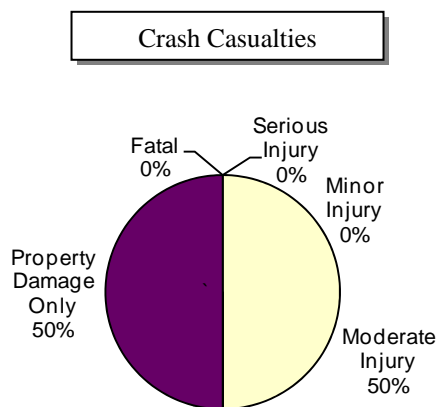
Traffic Crash Costs



Costs of Teen Driver Traffic Crashes in Crawford County (2010 Dollars)						
	Fatal	Serious Injury	Moderate Injury	Minor Injury	Property Damage Only	Total
Medical Care	\$0	\$134,019	\$104,736	\$102,720	\$28,160	\$369,635
Future Earnings (Lost Wages)	\$0	\$208,317	\$152,696	\$173,385	\$82,720	\$617,118
Public Services	\$0	\$876	\$1,096	\$1,470	\$2,160	\$5,602
Property Damage and Loss	\$0	\$19,026	\$40,352	\$67,740	\$132,720	\$259,838
Subtotal (Monetary Costs)	\$0	\$362,238	\$298,880	\$345,315	\$245,760	\$1,252,193
Quality of Life	\$0	\$326,700	\$248,568	\$253,335	\$49,440	\$878,043
Total (Comprehensive Costs)	\$0	\$688,938	\$547,448	\$598,650	\$295,200	\$2,130,236

Crawford County Motorcycle-Involved Crashes

Motorcyclist Casualty Severity	Crash Casualties	Crash Costs
Fatal	0	\$0
Serious Injury	0	\$0
Moderate Injury	2	\$167,590
Minor Injury	0	\$0
Property Damage Only	2	\$16,964
Total	4	\$184,554
Average cost of motorcyclist casualty	\$46,139	



Costs of Motorcycle Traffic Crashes in Crawford County (2010 Dollars)						
	Fatal	Serious Injury	Moderate Injury	Minor Injury	Property Damage Only	Total
Medical Care	\$0	\$0	\$30,774	\$0	\$2,140	\$32,914
Future Earnings (Lost Wages)	\$0	\$0	\$50,444	\$0	\$4,732	\$55,176
Public Services	\$0	\$0	\$364	\$0	\$96	\$460
Property Damage and Loss	\$0	\$0	\$11,220	\$0	\$5,410	\$16,630
Subtotal (Monetary Costs)	\$0	\$0	\$92,802	\$0	\$12,378	\$105,180
Quality of Life	\$0	\$0	\$74,788	\$0	\$4,586	\$79,374
Total (Comprehensive Costs)	\$0	\$0	\$167,590	\$0	\$16,964	\$184,554

Delta County

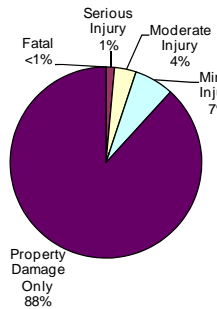
Traffic Crash Casualty Severity	Traffic Crash Casualties	Traffic Crash Costs
Fatal	1	\$3,611,958
Serious Injury	31	\$7,119,026
Moderate Injury	80	\$5,474,480
Minor Injury	147	\$5,866,770
Property Damage Only	1943	\$7,169,670
Total	2202	\$29,241,904
Average cost of traffic crash casualty	\$13,280	

Index Crime Category	Number of Index Crimes	Index Crime Costs
Murder	0	\$0
Rape	18	\$3,425,670
Aggravated Assault	28	\$386,428
Robbery	3	\$58,173
Larceny	726	\$1,131,834
Burglary	185	\$687,830
Motor Vehicle Theft	27	\$212,868
Total	987	\$5,902,803
Average cost of index crime	\$5,981	

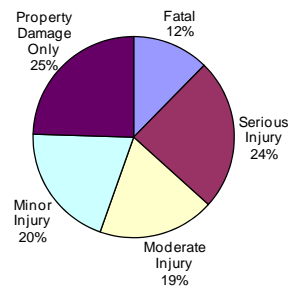
Costs of Traffic Crashes in Delta County (2010 Dollars)						
	Fatal	Serious Injury	Moderate Injury	Minor Injury	Property Damage Only	Total
Medical Care	\$40,051	\$1,384,863	\$1,047,360	\$1,006,656	\$683,936	\$4,162,866
Future Earnings (Lost Wages)	\$1,219,824	\$2,152,609	\$1,526,960	\$1,699,173	\$2,009,062	\$8,607,628
Public Services	\$859	\$9,052	\$10,960	\$14,406	\$52,461	\$87,738
Property Damage and Loss	\$14,455	\$196,602	\$403,520	\$663,852	\$3,223,437	\$4,501,866
Subtotal (Monetary Costs)	\$1,275,189	\$3,743,126	\$2,988,800	\$3,384,087	\$5,968,896	\$17,360,098
Quality of Life	\$2,336,769	\$3,375,900	\$2,485,680	\$2,482,683	\$1,200,774	\$11,881,806
Total (Comprehensive Costs)	\$3,611,958	\$7,119,026	\$5,474,480	\$5,866,770	\$7,169,670	\$29,241,904

Costs of Index Crimes in Delta County (2010 Dollars)								
	Murder	Rape	Aggravated Assault	Robbery	Larceny	Burglary	Motor Vehicle Theft	Total
Medical Care	\$0	\$96,696	\$24,248	\$7,926	\$0	\$0	\$0	\$128,870
Future Earnings (Lost Wages)	\$0	\$165,204	\$48,244	\$7,473	\$18,150	\$5,920	\$2,511	\$247,502
Public Services	\$0	\$13,374	\$8,820	\$1,296	\$363,000	\$81,030	\$8,397	\$475,917
Property Damage and Loss	\$0	\$2,700	\$2,128	\$3,789	\$750,684	\$524,105	\$191,781	\$1,475,187
Subtotal (Monetary Costs)	\$0	\$277,974	\$83,440	\$20,484	\$1,131,834	\$611,055	\$202,689	\$2,327,476
Quality of Life	\$0	\$3,147,696	\$302,988	\$37,689	\$0	\$76,775	\$10,179	\$3,575,327
Total (Comprehensive Costs)	\$0	\$3,425,670	\$386,428	\$58,173	\$1,131,834	\$687,830	\$212,868	\$5,902,803

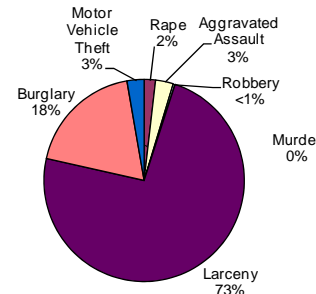
Traffic Crash Casualties



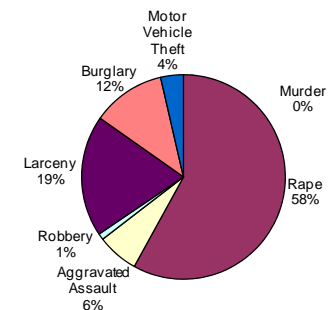
Traffic Crash Costs



Index Crimes



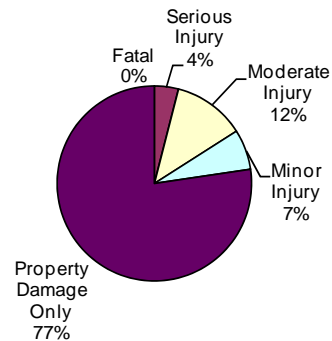
Index Crime Costs



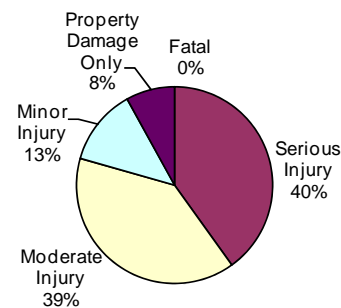
Delta County Alcohol-Involved Crashes

Traffic Crash Casualty Severity	Traffic Crash Casualties	Traffic Crash Costs
Fatal	0	\$0
Serious Injury	3	\$1,022,403
Moderate Injury	9	\$1,002,744
Minor Injury	5	\$320,700
Property Damage Only	58	\$205,088
Total	75	\$2,550,935
Average cost of traffic crash casualty	\$34,012	

Traffic Crash Casualties



Traffic Crash Costs

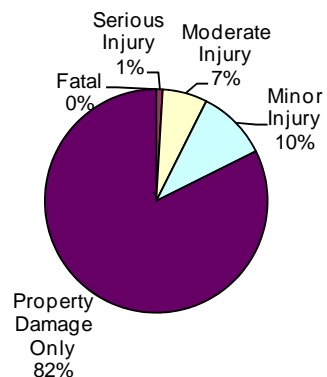


Costs of Alcohol-Involved Traffic Crashes in Delta County (2010 Dollars)						
	Fatal	Serious Injury	Moderate Injury	Minor Injury	Property Damage Only	Total
Medical Care	\$0	\$206,232	\$230,697	\$46,830	\$17,806	\$501,565
Future Earnings (Lost Wages)	\$0	\$301,260	\$264,987	\$81,335	\$56,550	\$704,132
Public Services	\$0	\$1,143	\$1,602	\$530	\$1,566	\$4,841
Property Damage and Loss	\$0	\$20,802	\$50,022	\$21,130	\$89,262	\$181,216
Subtotal (Monetary Costs)	\$0	\$529,437	\$547,308	\$149,825	\$165,184	\$1,391,754
Quality of Life	\$0	\$492,966	\$455,436	\$170,875	\$39,904	\$1,159,181
Total (Comprehensive Costs)	\$0	\$1,022,403	\$1,002,744	\$320,700	\$205,088	\$2,550,935

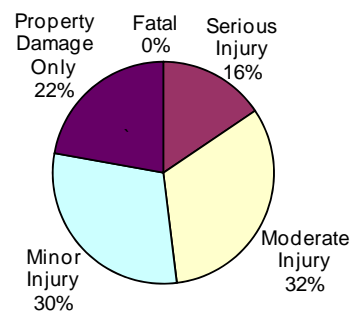
Delta County Teen-Involved Crashes

Traffic Crash Casualty Severity	Traffic Crash Casualties	Traffic Crash Costs
Fatal	0	\$0
Serious Injury	3	\$688,938
Moderate Injury	21	\$1,437,051
Minor Injury	33	\$1,317,030
Property Damage Only	266	\$981,540
Total	323	\$4,424,559
Average cost of traffic crash casualty	\$13,698	

Traffic Crash Casualties



Traffic Crash Costs

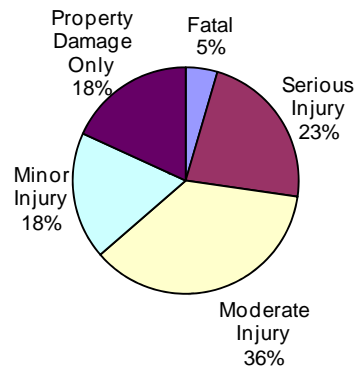


Costs of Teen Driver Traffic Crashes in Delta County (2010 Dollars)						
	Fatal	Serious Injury	Moderate Injury	Minor Injury	Property Damage Only	Total
Medical Care	\$0	\$134,019	\$274,932	\$225,984	\$93,632	\$728,567
Future Earnings (Lost Wages)	\$0	\$208,317	\$400,827	\$381,447	\$275,044	\$1,265,635
Public Services	\$0	\$876	\$2,877	\$3,234	\$7,182	\$14,169
Property Damage and Loss	\$0	\$19,026	\$105,924	\$149,028	\$441,294	\$715,272
Subtotal (Monetary Costs)	\$0	\$362,238	\$784,560	\$759,693	\$817,152	\$2,723,643
Quality of Life	\$0	\$326,700	\$652,491	\$557,337	\$164,388	\$1,700,916
Total (Comprehensive Costs)	\$0	\$688,938	\$1,437,051	\$1,317,030	\$981,540	\$4,424,559

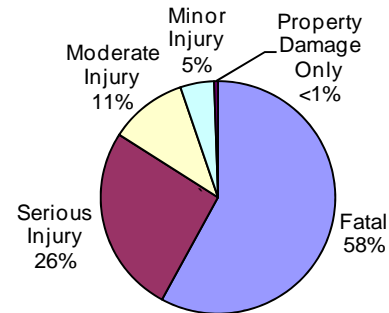
Delta County Motorcycle-Involved Crashes

Motorcyclist Casualty Severity	Crash Casualties	Crash Costs
Fatal	1	\$3,613,578
Serious Injury	5	\$1,630,885
Moderate Injury	8	\$670,360
Minor Injury	4	\$290,108
Property Damage Only	4	\$33,928
Total	22	\$6,238,859
Average cost of motorcyclist casualty		\$283,585

Crash Casualties



Crash Costs



Costs of Motorcycle Traffic Crashes in Delta County (2010 Dollars)						
	Fatal	Serious Injury	Moderate Injury	Minor Injury	Property Damage Only	Total
Medical Care	\$40,110	\$312,395	\$123,096	\$41,012	\$4,280	\$520,893
Future Earnings (Lost Wages)	\$1,220,446	\$510,555	\$201,776	\$100,380	\$9,464	\$2,042,621
Public Services	\$859	\$2,010	\$1,456	\$696	\$192	\$5,213
Property Damage and Loss	\$15,394	\$34,455	\$44,880	\$21,912	\$10,820	\$127,461
Subtotal (Monetary Costs)	\$1,276,809	\$859,415	\$371,208	\$164,000	\$24,756	\$2,696,188
Quality of Life	\$2,336,769	\$771,470	\$299,152	\$126,108	\$9,172	\$3,542,671
Total (Comprehensive Costs)	\$3,613,578	\$1,630,885	\$670,360	\$290,108	\$33,928	\$6,238,859

Dickinson County

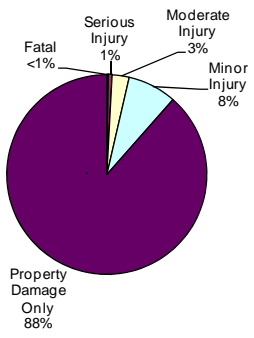
Traffic Crash Casualty Severity	Traffic Crash Casualties	Traffic Crash Costs
Fatal	3	\$10,835,874
Serious Injury	8	\$1,837,168
Moderate Injury	36	\$2,463,516
Minor Injury	103	\$4,110,730
Property Damage Only	1149	\$4,239,810
Total	1299	\$23,487,098
Average cost of traffic crash casualty	\$18,081	

Index Crime Category	Number of Index Crimes	Index Crime Costs
Murder	0	\$0
Rape	15	\$2,854,725
Aggravated Assault	0	\$0
Robbery	0	\$0
Larceny	84	\$130,956
Burglary	33	\$122,694
Motor Vehicle Theft	3	\$23,652
Total	135	\$3,132,027
Average cost of index crime	\$23,200	

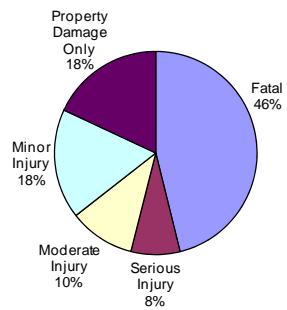
	Fatal	Serious Injury	Moderate Injury	Minor Injury	Property Damage Only	Total
Medical Care	\$120,153	\$357,384	\$471,312	\$705,344	\$404,448	\$2,058,641
Future Earnings (Lost Wages)	\$3,659,472	\$555,512	\$687,132	\$1,190,577	\$1,188,066	\$7,280,759
Public Services	\$2,577	\$2,336	\$4,932	\$10,094	\$31,023	\$50,962
Property Damage and Loss	\$43,365	\$50,736	\$181,584	\$465,148	\$1,906,191	\$2,647,024
Subtotal (Monetary Costs)	\$3,825,567	\$965,968	\$1,344,960	\$2,371,163	\$3,529,728	\$12,037,386
Quality of Life	\$7,010,307	\$871,200	\$1,118,556	\$1,739,567	\$710,082	\$11,449,712
Total (Comprehensive Costs)	\$10,835,874	\$1,837,168	\$2,463,516	\$4,110,730	\$4,239,810	\$23,487,098

	Murder	Rape	Aggravated Assault	Robbery	Larceny	Burglary	Motor Vehicle Theft	Total
Medical Care	\$0	\$80,580	\$0	\$0	\$0	\$0	\$0	\$80,580
Future Earnings (Lost Wages)	\$0	\$137,670	\$0	\$0	\$2,100	\$1,056	\$279	\$141,105
Public Services	\$0	\$11,145	\$0	\$0	\$42,000	\$14,454	\$933	\$68,532
Property Damage and Loss	\$0	\$2,250	\$0	\$0	\$86,856	\$93,489	\$21,309	\$203,904
Subtotal (Monetary Costs)	\$0	\$231,645	\$0	\$0	\$130,956	\$108,999	\$22,521	\$494,121
Quality of Life	\$0	\$2,623,080	\$0	\$0	\$0	\$13,695	\$1,131	\$2,637,906
Total (Comprehensive Costs)	\$0	\$2,854,725	\$0	\$0	\$130,956	\$122,694	\$23,652	\$3,132,027

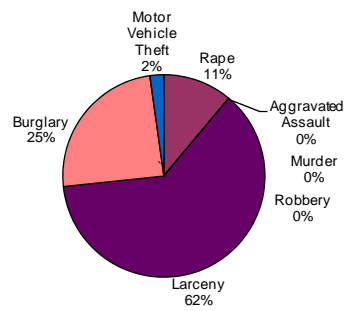
Traffic Crash Casualties



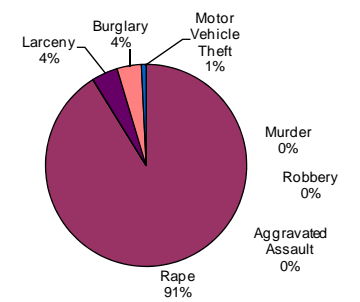
Traffic Crash Costs



Index Crimes



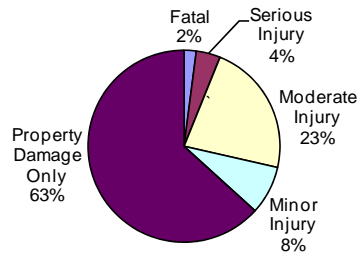
Index Crime Costs



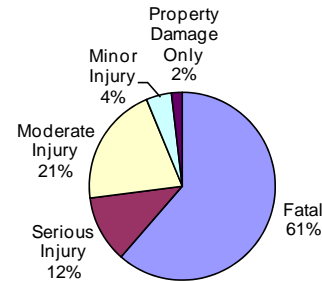
Dickinson County Alcohol-Involved Crashes

Traffic Crash Casualty Severity	Traffic Crash Casualties	Traffic Crash Costs
Fatal	1	\$3,611,958
Serious Injury	2	\$681,602
Moderate Injury	11	\$1,225,576
Minor Injury	4	\$256,560
Property Damage Only	31	\$109,616
Total	49	\$5,885,312
Average cost of traffic crash casualty	\$120,108	

Traffic Crash Casualties



Traffic Crash Costs

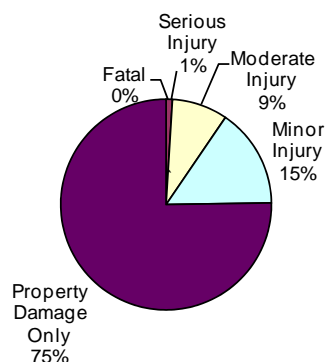


Costs of Alcohol-Involved Traffic Crashes in Dickinson County (2010 Dollars)						
	Fatal	Serious Injury	Moderate Injury	Minor Injury	Property Damage Only	Total
Medical Care	\$40,051	\$137,488	\$281,963	\$37,464	\$9,517	\$506,483
Future Earnings (Lost Wages)	\$1,219,824	\$200,840	\$323,873	\$65,068	\$30,225	\$1,839,830
Public Services	\$859	\$762	\$1,958	\$424	\$837	\$4,840
Property Damage and Loss	\$14,455	\$13,868	\$61,138	\$16,904	\$47,709	\$154,074
Subtotal (Monetary Costs)	\$1,275,189	\$352,958	\$668,932	\$119,860	\$88,288	\$2,505,227
Quality of Life	\$2,336,769	\$328,644	\$556,644	\$136,700	\$21,328	\$3,380,085
Total (Comprehensive Costs)	\$3,611,958	\$681,602	\$1,225,576	\$256,560	\$109,616	\$5,885,312

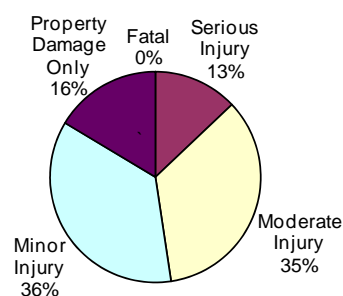
Dickinson County Teen-Involved Crashes

Traffic Crash Casualty Severity	Traffic Crash Casualties	Traffic Crash Costs
Fatal	0	\$0
Serious Injury	2	\$459,292
Moderate Injury	18	\$1,231,758
Minor Injury	32	\$1,277,120
Property Damage Only	158	\$583,020
Total	210	\$3,551,190
Average cost of traffic crash casualty	\$16,910	

Traffic Crash Casualties



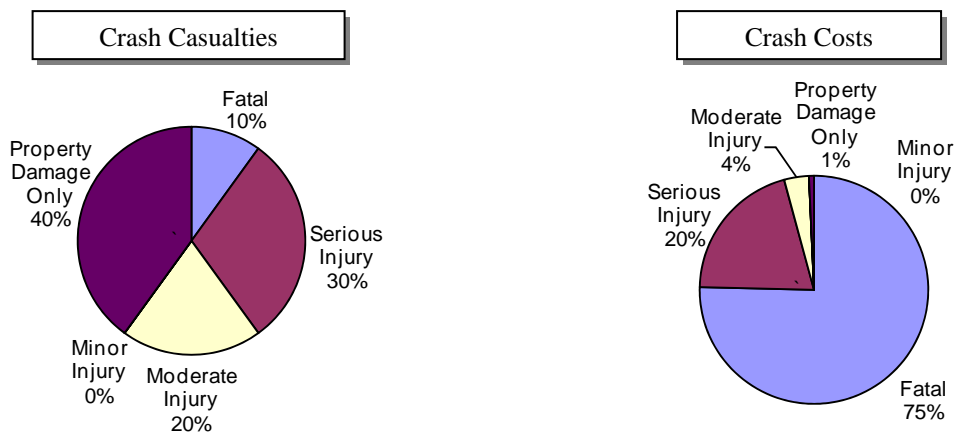
Traffic Crash Costs



Costs of Teen Driver Traffic Crashes in Dickinson County (2010 Dollars)						
	Fatal	Serious Injury	Moderate Injury	Minor Injury	Property Damage Only	Total
Medical Care	\$0	\$89,346	\$235,656	\$219,136	\$55,616	\$599,754
Future Earnings (Lost Wages)	\$0	\$138,878	\$343,566	\$369,888	\$163,372	\$1,015,704
Public Services	\$0	\$584	\$2,466	\$3,136	\$4,266	\$10,452
Property Damage and Loss	\$0	\$12,684	\$90,792	\$144,512	\$262,122	\$510,110
Subtotal (Monetary Costs)	\$0	\$241,492	\$672,480	\$736,672	\$485,376	\$2,136,020
Quality of Life	\$0	\$217,800	\$559,278	\$540,448	\$97,644	\$1,415,170
Total (Comprehensive Costs)	\$0	\$459,292	\$1,231,758	\$1,277,120	\$583,020	\$3,551,190

Dickinson County Motorcycle-Involved Crashes

Motorcyclist Casualty Severity	Crash Casualties	Crash Costs
Fatal	1	\$3,613,578
Serious Injury	3	\$978,531
Moderate Injury	2	\$167,590
Minor Injury	0	\$0
Property Damage Only	4	\$33,928
Total	10	\$4,793,627
Average cost of motorcyclist casualty		\$479,363



Costs of Motorcycle Traffic Crashes in Dickinson County (2010 Dollars)						
	Fatal	Serious Injury	Moderate Injury	Minor Injury	Property Damage Only	Total
Medical Care	\$40,110	\$187,437	\$30,774	\$0	\$4,280	\$262,601
Future Earnings (Lost Wages)	\$1,220,446	\$306,333	\$50,444	\$0	\$9,464	\$1,586,687
Public Services	\$859	\$1,206	\$364	\$0	\$192	\$2,621
Property Damage and Loss	\$15,394	\$20,673	\$11,220	\$0	\$10,820	\$58,107
Subtotal (Monetary Costs)	\$1,276,809	\$515,649	\$92,802	\$0	\$24,756	\$1,910,016
Quality of Life	\$2,336,769	\$462,882	\$74,788	\$0	\$9,172	\$2,883,611
Total (Comprehensive Costs)	\$3,613,578	\$978,531	\$167,590	\$0	\$33,928	\$4,793,627

Eaton County

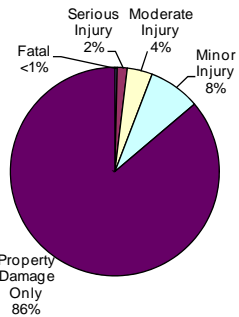
Traffic Crash Casualty Severity	Traffic Crash Casualties	Traffic Crash Costs
Fatal	18	\$65,015,244
Serious Injury	78	\$17,912,388
Moderate Injury	197	\$13,480,907
Minor Injury	403	\$16,083,730
Property Damage Only	4347	\$16,040,430
Total	5043	\$128,532,699
Average cost of traffic crash casualty	\$25,487	

Index Crime Category	Number of Index Crimes	Index Crime Costs
Murder	1	\$4,287,156
Rape	50	\$9,515,750
Aggravated Assault	93	\$1,283,493
Robbery	26	\$504,166
Larceny	1754	\$2,734,486
Burglary	391	\$1,453,738
Motor Vehicle Theft	87	\$685,908
Total	2402	\$20,464,697
Average cost of index crime	\$8,520	

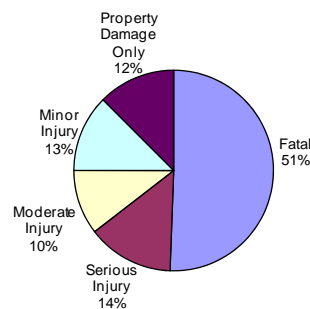
	Fatal	Serious Injury	Moderate Injury	Minor Injury	Property Damage Only	Total
Medical Care	\$720,918	\$3,484,494	\$2,579,124	\$2,759,744	\$1,530,144	\$11,074,424
Future Earnings (Lost Wages)	\$21,956,832	\$5,416,242	\$3,760,139	\$4,658,277	\$4,494,798	\$40,286,288
Public Services	\$15,462	\$22,776	\$26,989	\$39,494	\$117,369	\$222,090
Property Damage and Loss	\$260,190	\$494,676	\$993,668	\$1,819,948	\$7,211,673	\$10,780,155
Subtotal (Monetary Costs)	\$22,953,402	\$9,418,188	\$7,359,920	\$9,277,463	\$13,353,984	\$62,362,957
Quality of Life	\$42,061,842	\$8,494,200	\$6,120,987	\$6,806,267	\$2,686,446	\$66,169,742
Total (Comprehensive Costs)	\$65,015,244	\$17,912,388	\$13,480,907	\$16,083,730	\$16,040,430	\$128,532,699

	Murder	Rape	Aggravated Assault	Robbery	Larceny	Burglary	Motor Vehicle Theft	Total
Medical Care	\$44,833	\$268,600	\$80,538	\$68,692	\$0	\$0	\$0	\$462,663
Future Earnings (Lost Wages)	\$1,528,515	\$458,900	\$160,239	\$64,766	\$43,850	\$12,512	\$8,091	\$2,276,873
Public Services	\$2,826	\$37,150	\$29,295	\$11,232	\$877,000	\$171,258	\$27,057	\$1,155,818
Property Damage and Loss	\$1,733	\$7,500	\$7,068	\$32,838	\$1,813,636	\$1,107,703	\$617,961	\$3,588,439
Subtotal (Monetary Costs)	\$1,577,907	\$772,150	\$277,140	\$177,528	\$2,734,486	\$1,291,473	\$653,109	\$7,483,793
Quality of Life	\$2,709,249	\$8,743,600	\$1,006,353	\$326,638	\$0	\$162,265	\$32,799	\$12,980,904
Total (Comprehensive Costs)	\$4,287,156	\$9,515,750	\$1,283,493	\$504,166	\$2,734,486	\$1,453,738	\$685,908	\$20,464,697

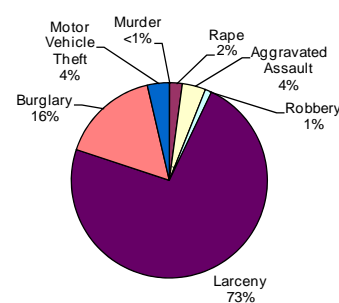
Traffic Crash Casualties



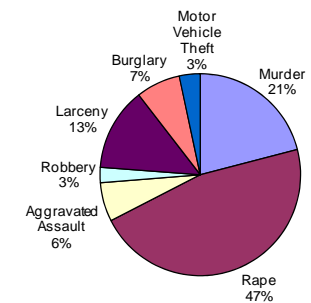
Traffic Crash Costs



Index Crimes



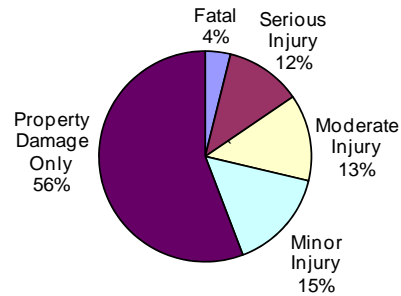
Index Crime Costs



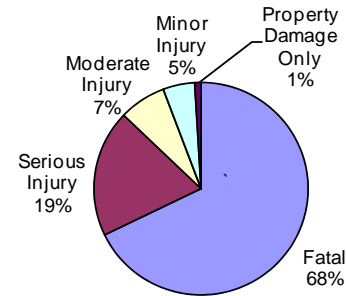
Eaton County Alcohol-Involved Crashes

Traffic Crash Casualty Severity	Traffic Crash Casualties	Traffic Crash Costs
Fatal	5	\$18,059,790
Serious Injury	15	\$5,112,015
Moderate Injury	17	\$1,894,072
Minor Injury	20	\$1,282,800
Property Damage Only	72	\$254,592
Total	129	\$26,603,269
Average cost of traffic crash casualty	\$206,227	

Traffic Crash Casualties



Traffic Crash Costs

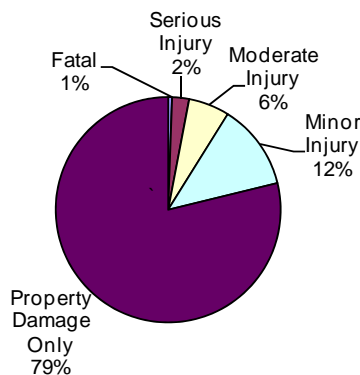


Costs of Alcohol-Involved Traffic Crashes in Eaton County (2010 Dollars)						
	Fatal	Serious Injury	Moderate Injury	Minor Injury	Property Damage Only	Total
Medical Care	\$200,255	\$1,031,160	\$435,761	\$187,320	\$22,104	\$1,876,600
Future Earnings (Lost Wages)	\$6,099,120	\$1,506,300	\$500,531	\$325,340	\$70,200	\$8,501,491
Public Services	\$4,295	\$5,715	\$3,026	\$2,120	\$1,944	\$17,100
Property Damage and Loss	\$72,275	\$104,010	\$94,486	\$84,520	\$110,808	\$466,099
Subtotal (Monetary Costs)	\$6,375,945	\$2,647,185	\$1,033,804	\$599,300	\$205,056	\$10,861,290
Quality of Life	\$11,683,845	\$2,464,830	\$860,268	\$683,500	\$49,536	\$15,741,979
Total (Comprehensive Costs)	\$18,059,790	\$5,112,015	\$1,894,072	\$1,282,800	\$254,592	\$26,603,269

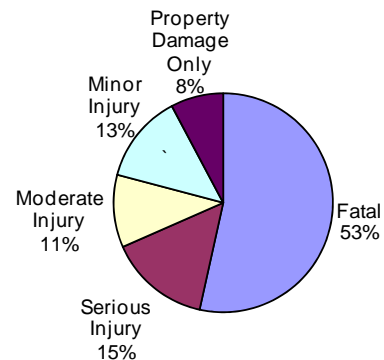
Eaton County Teen-Involved Crashes

Traffic Crash Casualty Severity	Traffic Crash Casualties	Traffic Crash Costs
Fatal	5	\$18,059,790
Serious Injury	22	\$5,052,212
Moderate Injury	53	\$3,626,843
Minor Injury	111	\$4,430,010
Property Damage Only	710	\$2,619,900
Total	901	\$33,788,755
Average cost of traffic crash casualty	\$37,501	

Traffic Crash Casualties



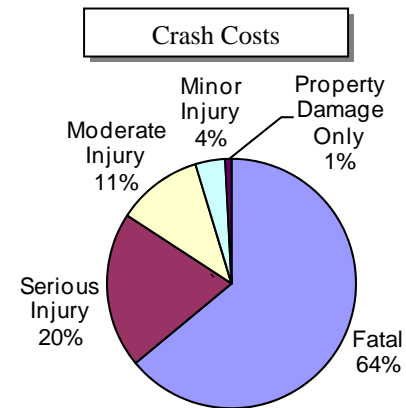
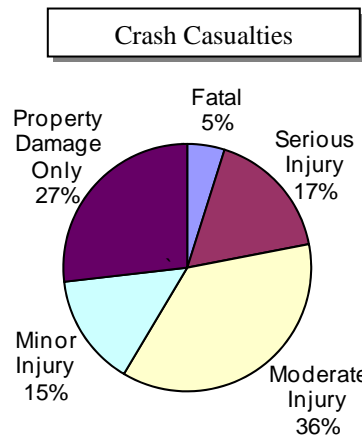
Traffic Crash Costs



Costs of Teen Driver Traffic Crashes in Eaton County (2010 Dollars)						
	Fatal	Serious Injury	Moderate Injury	Minor Injury	Property Damage Only	Total
Medical Care	\$200,255	\$982,806	\$693,876	\$760,128	\$249,920	\$2,886,985
Future Earnings (Lost Wages)	\$6,099,120	\$1,527,658	\$1,011,611	\$1,283,049	\$734,140	\$10,655,578
Public Services	\$4,295	\$6,424	\$7,261	\$10,878	\$19,170	\$48,028
Property Damage and Loss	\$72,275	\$139,524	\$267,332	\$501,276	\$1,177,890	\$2,158,297
Subtotal (Monetary Costs)	\$6,375,945	\$2,656,412	\$1,980,080	\$2,555,331	\$2,181,120	\$15,748,888
Quality of Life	\$11,683,845	\$2,395,800	\$1,646,763	\$1,874,679	\$438,780	\$18,039,867
Total (Comprehensive Costs)	\$18,059,790	\$5,052,212	\$3,626,843	\$4,430,010	\$2,619,900	\$33,788,755

Eaton County Motorcycle-Involved Crashes

Motorcyclist Casualty Severity	Crash Casualties	Crash Costs
Fatal	2	\$7,227,156
Serious Injury	7	\$2,283,239
Moderate Injury	15	\$1,256,925
Minor Injury	6	\$435,162
Property Damage Only	11	\$93,302
Total	41	\$11,295,784
Average cost of motorcyclist casualty	\$275,507	



Costs of Motorcycle Traffic Crashes in Eaton County (2010 Dollars)						
	Fatal	Serious Injury	Moderate Injury	Minor Injury	Property Damage Only	Total
Medical Care	\$80,220	\$437,353	\$230,805	\$61,518	\$11,770	\$821,666
Future Earnings (Lost Wages)	\$2,440,892	\$714,777	\$378,330	\$150,570	\$26,026	\$3,710,595
Public Services	\$1,718	\$2,814	\$2,730	\$1,044	\$528	\$8,834
Property Damage and Loss	\$30,788	\$48,237	\$84,150	\$32,868	\$29,755	\$225,798
Subtotal (Monetary Costs)	\$2,553,618	\$1,203,181	\$696,015	\$246,000	\$68,079	\$4,766,893
Quality of Life	\$4,673,538	\$1,080,058	\$560,910	\$189,162	\$25,223	\$6,528,891
Total (Comprehensive Costs)	\$7,227,156	\$2,283,239	\$1,256,925	\$435,162	\$93,302	\$11,295,784

Emmet County

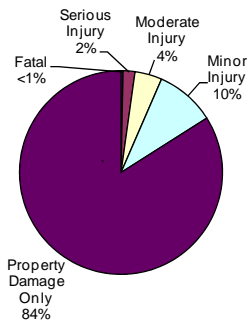
Traffic Crash Casualty Severity	Traffic Crash Casualties	Traffic Crash Costs
Fatal	6	\$21,671,748
Serious Injury	36	\$8,267,256
Moderate Injury	82	\$5,611,342
Minor Injury	180	\$7,183,800
Property Damage Only	1592	\$5,874,480
Total	1896	\$48,608,626
Average cost of traffic crash casualty	\$25,637	

Index Crime Category	Number of Index Crimes	Index Crime Costs
Murder	0	\$0
Rape	12	\$2,283,780
Aggravated Assault	27	\$372,627
Robbery	4	\$77,564
Larceny	416	\$648,544
Burglary	107	\$397,826
Motor Vehicle Theft	4	\$31,536
Total	570	\$3,811,877
Average cost of index crime	\$6,688	

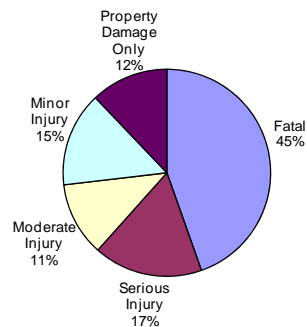
	Fatal	Serious Injury	Moderate Injury	Minor Injury	Property Damage Only	Total
Medical Care	\$240,306	\$1,608,228	\$1,073,544	\$1,232,640	\$560,384	\$4,715,102
Future Earnings (Lost Wages)	\$7,318,944	\$2,499,804	\$1,565,134	\$2,080,620	\$1,646,128	\$15,110,630
Public Services	\$5,154	\$10,512	\$11,234	\$17,640	\$42,984	\$87,524
Property Damage and Loss	\$86,730	\$228,312	\$413,608	\$812,880	\$2,641,128	\$4,182,658
Subtotal (Monetary Costs)	\$7,651,134	\$4,346,856	\$3,063,520	\$4,143,780	\$4,890,624	\$24,095,914
Quality of Life	\$14,020,614	\$3,920,400	\$2,547,822	\$3,040,020	\$983,856	\$24,512,712
Total (Comprehensive Costs)	\$21,671,748	\$8,267,256	\$5,611,342	\$7,183,800	\$5,874,480	\$48,608,626

	Murder	Rape	Aggravated Assault	Robbery	Larceny	Burglary	Motor Vehicle Theft	Total
Medical Care	\$0	\$64,464	\$23,382	\$10,568	\$0	\$0	\$0	\$98,414
Future Earnings (Lost Wages)	\$0	\$110,136	\$46,521	\$9,964	\$10,400	\$3,424	\$372	\$180,817
Public Services	\$0	\$8,916	\$8,505	\$1,728	\$208,000	\$46,866	\$1,244	\$275,259
Property Damage and Loss	\$0	\$1,800	\$2,052	\$5,052	\$430,144	\$303,131	\$28,412	\$770,591
Subtotal (Monetary Costs)	\$0	\$185,316	\$80,460	\$27,312	\$648,544	\$353,421	\$30,028	\$1,325,081
Quality of Life	\$0	\$2,098,464	\$292,167	\$50,252	\$0	\$44,405	\$1,508	\$2,486,796
Total (Comprehensive Costs)	\$0	\$2,283,780	\$372,627	\$77,564	\$648,544	\$397,826	\$31,536	\$3,811,877

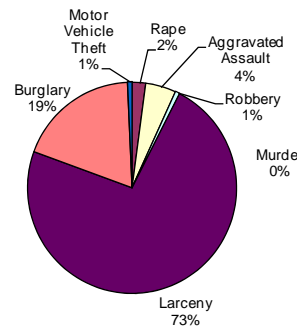
Traffic Crash Casualties



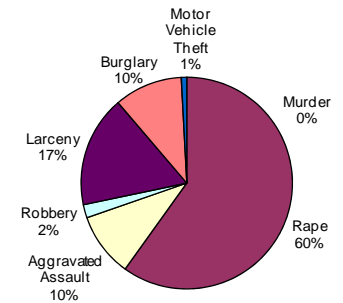
Traffic Crash Costs



Index Crimes



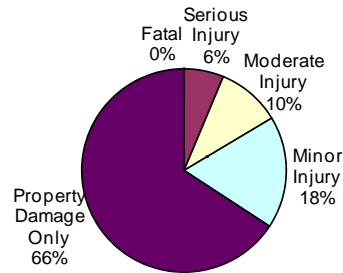
Index Crime Costs



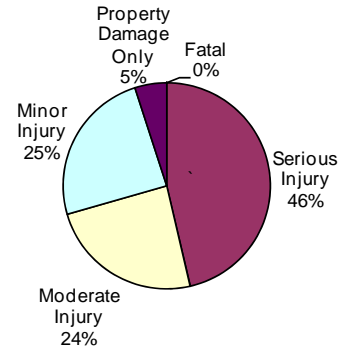
Emmet County Alcohol-Involved Crashes

Traffic Crash Casualty Severity	Traffic Crash Casualties	Traffic Crash Costs
Fatal	0	\$0
Serious Injury	5	\$1,704,005
Moderate Injury	8	\$891,328
Minor Injury	14	\$897,960
Property Damage Only	52	\$183,872
Total	79	\$3,677,165
Average cost of traffic crash casualty	\$46,546	

Traffic Crash Casualties



Traffic Crash Costs

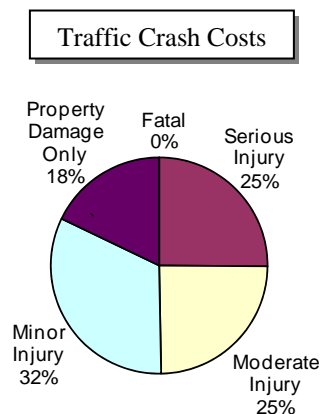
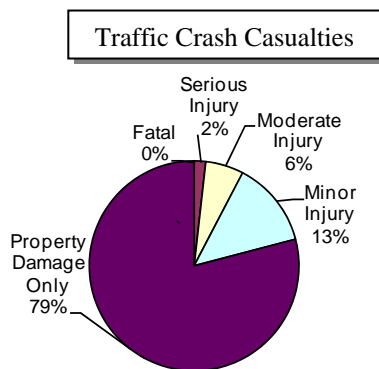


Costs of Alcohol-Involved Traffic Crashes in Emmet County (2010 Dollars)

	Fatal	Serious Injury	Moderate Injury	Minor Injury	Property Damage Only	Total
Medical Care	\$0	\$343,720	\$205,064	\$131,124	\$15,964	\$695,872
Future Earnings (Lost Wages)	\$0	\$502,100	\$235,544	\$227,738	\$50,700	\$1,016,082
Public Services	\$0	\$1,905	\$1,424	\$1,484	\$1,404	\$6,217
Property Damage and Loss	\$0	\$34,670	\$44,464	\$59,164	\$80,028	\$218,326
Subtotal (Monetary Costs)	\$0	\$882,395	\$486,496	\$419,510	\$148,096	\$1,936,497
Quality of Life	\$0	\$821,610	\$404,832	\$478,450	\$35,776	\$1,740,668
Total (Comprehensive Costs)	\$0	\$1,704,005	\$891,328	\$897,960	\$183,872	\$3,677,165

Emmet County Teen-Involved Crashes

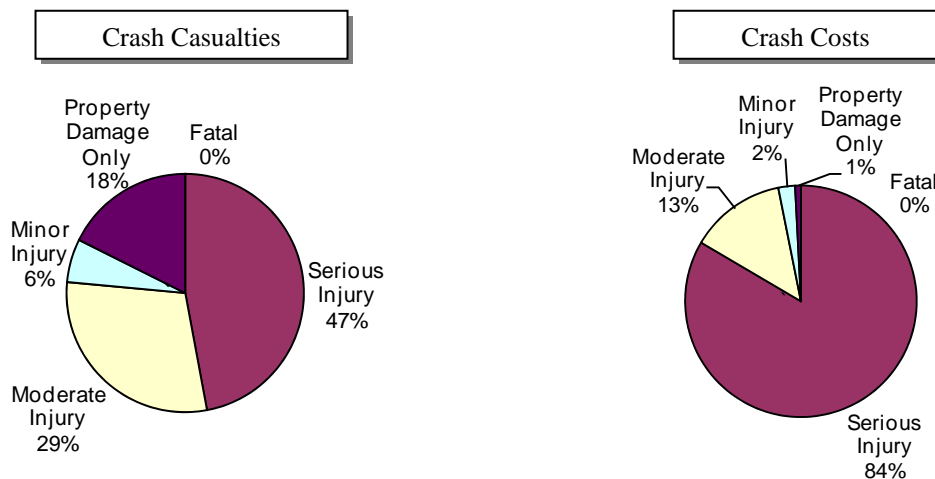
Traffic Crash Casualty Severity	Traffic Crash Casualties	Traffic Crash Costs
Fatal	0	\$0
Serious Injury	7	\$1,607,522
Moderate Injury	23	\$1,573,913
Minor Injury	52	\$2,075,320
Property Damage Only	310	\$1,143,900
Total	392	\$6,400,655
Average cost of traffic crash casualty	\$16,328	



Costs of Teen Driver Traffic Crashes in Emmet County (2010 Dollars)						
	Fatal	Serious Injury	Moderate Injury	Minor Injury	Property Damage Only	Total
Medical Care	\$0	\$312,711	\$301,116	\$356,096	\$109,120	\$1,079,043
Future Earnings (Lost Wages)	\$0	\$486,073	\$439,001	\$601,068	\$320,540	\$1,846,682
Public Services	\$0	\$2,044	\$3,151	\$5,096	\$8,370	\$18,661
Property Damage and Loss	\$0	\$44,394	\$116,012	\$234,832	\$514,290	\$909,528
Subtotal (Monetary Costs)	\$0	\$845,222	\$859,280	\$1,197,092	\$952,320	\$3,853,914
Quality of Life	\$0	\$762,300	\$714,633	\$878,228	\$191,580	\$2,546,741
Total (Comprehensive Costs)	\$0	\$1,607,522	\$1,573,913	\$2,075,320	\$1,143,900	\$6,400,655

Emmet County Motorcycle-Involved Crashes

Motorcyclist Casualty Severity	Crash Casualties	Crash Costs
Fatal	0	\$0
Serious Injury	8	\$2,609,416
Moderate Injury	5	\$418,975
Minor Injury	1	\$72,527
Property Damage Only	3	\$25,446
Total	17	\$3,126,364
Average cost of motorcyclist casualty	\$183,904	



Costs of Motorcycle Traffic Crashes in Emmet County (2010 Dollars)						
	Fatal	Serious Injury	Moderate Injury	Minor Injury	Property Damage Only	Total
Medical Care	\$0	\$499,832	\$76,935	\$10,253	\$3,210	\$590,230
Future Earnings (Lost Wages)	\$0	\$816,888	\$126,110	\$25,095	\$7,098	\$975,191
Public Services	\$0	\$3,216	\$910	\$174	\$144	\$4,444
Property Damage and Loss	\$0	\$55,128	\$28,050	\$5,478	\$8,115	\$96,771
Subtotal (Monetary Costs)	\$0	\$1,375,064	\$232,005	\$41,000	\$18,567	\$1,666,636
Quality of Life	\$0	\$1,234,352	\$186,970	\$31,527	\$6,879	\$1,459,728
Total (Comprehensive Costs)	\$0	\$2,609,416	\$418,975	\$72,527	\$25,446	\$3,126,364

Genesee County

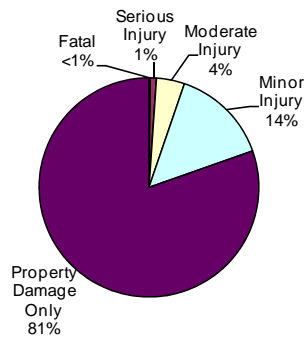
Traffic Crash Casualty Severity	Traffic Crash Casualties	Traffic Crash Costs
Fatal	34	\$122,806,572
Serious Injury	152	\$34,906,192
Moderate Injury	709	\$48,517,579
Minor Injury	2462	\$98,258,420
Property Damage Only	13775	\$50,829,750
Total	17132	\$355,318,513
Average cost of traffic crash casualty	\$20,740	

Index Crime Category	Number of Index Crimes	Index Crime Costs
Murder	41	\$175,773,396
Rape	231	\$43,962,765
Aggravated Assault	1815	\$25,048,815
Robbery	848	\$16,443,568
Larceny	9345	\$14,568,855
Burglary	5613	\$20,869,134
Motor Vehicle Theft	1209	\$9,531,756
Total	19102	\$306,198,289
Average cost of index crime	\$16,030	

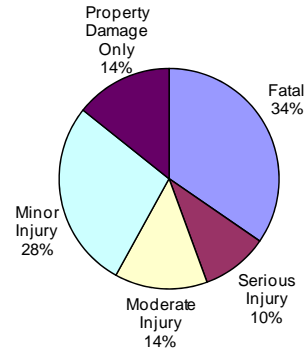
	Fatal	Serious Injury	Moderate Injury	Minor Injury	Property Damage Only	Total
Medical Care	\$1,361,734	\$6,790,296	\$9,282,228	\$16,859,776	\$4,848,800	\$39,142,834
Future Earnings (Lost Wages)	\$41,474,016	\$10,554,728	\$13,532,683	\$28,458,258	\$14,243,350	\$108,263,035
Public Services	\$29,206	\$44,384	\$97,133	\$241,276	\$371,925	\$783,924
Property Damage and Loss	\$491,470	\$963,984	\$3,576,196	\$11,118,392	\$22,852,725	\$39,002,767
Subtotal (Monetary Costs)	\$43,356,426	\$18,353,392	\$26,488,240	\$56,677,702	\$42,316,800	\$187,192,560
Quality of Life	\$79,450,146	\$16,552,800	\$22,029,339	\$41,580,718	\$8,512,950	\$168,125,953
Total (Comprehensive Costs)	\$122,806,572	\$34,906,192	\$48,517,579	\$98,258,420	\$50,829,750	\$355,318,513

	Murder	Rape	Aggravated Assault	Robbery	Larceny	Burglary	Motor Vehicle Theft	Total
Medical Care	\$1,838,153	\$1,240,932	\$1,571,790	\$2,240,416	\$0	\$0	\$0	\$6,891,291
Future Earnings (Lost Wages)	\$62,669,115	\$2,120,118	\$3,127,245	\$2,112,368	\$233,625	\$179,616	\$112,437	\$70,554,524
Public Services	\$115,866	\$171,633	\$571,725	\$366,336	\$4,672,500	\$2,458,494	\$375,999	\$8,732,553
Property Damage and Loss	\$71,053	\$34,650	\$137,940	\$1,071,024	\$9,662,730	\$15,901,629	\$8,587,527	\$35,466,553
Subtotal (Monetary Costs)	\$64,694,187	\$3,567,333	\$5,408,700	\$5,790,144	\$14,568,855	\$18,539,739	\$9,075,963	\$121,644,921
Quality of Life	\$111,079,209	\$40,395,432	\$19,640,115	\$10,653,424	\$0	\$2,329,395	\$455,793	\$184,553,368
Total (Comprehensive Costs)	\$175,773,396	\$43,962,765	\$25,048,815	\$16,443,568	\$14,568,855	\$20,869,134	\$9,531,756	\$306,198,289

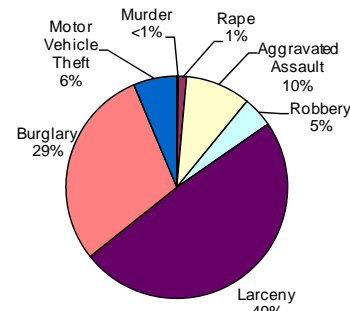
Traffic Crash Casualties



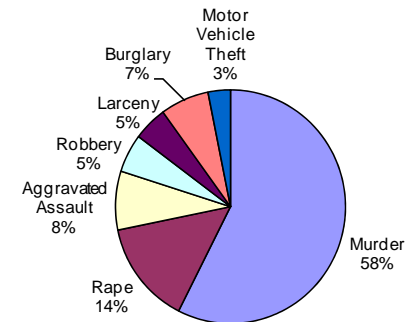
Traffic Crash Costs



Index Crimes



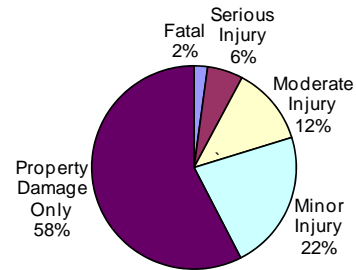
Index Crime Costs



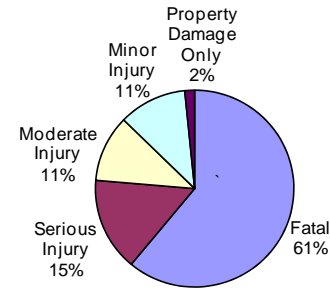
Genesee County Alcohol-Involved Crashes

Traffic Crash Casualty Severity	Traffic Crash Casualties	Traffic Crash Costs
Fatal	14	\$50,567,412
Serious Injury	37	\$12,609,637
Moderate Injury	81	\$9,024,696
Minor Injury	144	\$9,236,160
Property Damage Only	375	\$1,326,000
Total	651	\$82,763,905
Average cost of traffic crash casualty	\$127,133	

Traffic Crash Casualties



Traffic Crash Costs



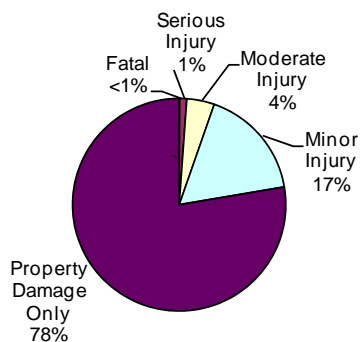
Costs of Alcohol-Involved Traffic Crashes in Genesee County (2010 Dollars)

	Fatal	Serious Injury	Moderate Injury	Minor Injury	Property Damage Only	Total
Medical Care	\$560,714	\$2,543,528	\$2,076,273	\$1,348,704	\$115,125	\$6,644,344
Future Earnings (Lost Wages)	\$17,077,536	\$3,715,540	\$2,384,883	\$2,342,448	\$365,625	\$25,886,032
Public Services	\$12,026	\$14,097	\$14,418	\$15,264	\$10,125	\$65,930
Property Damage and Loss	\$202,370	\$256,558	\$450,198	\$608,544	\$577,125	\$2,094,795
Subtotal (Monetary Costs)	\$17,852,646	\$6,529,723	\$4,925,772	\$4,314,960	\$1,068,000	\$34,691,101
Quality of Life	\$32,714,766	\$6,079,914	\$4,098,924	\$4,921,200	\$258,000	\$48,072,804
Total (Comprehensive Costs)	\$50,567,412	\$12,609,637	\$9,024,696	\$9,236,160	\$1,326,000	\$82,763,905

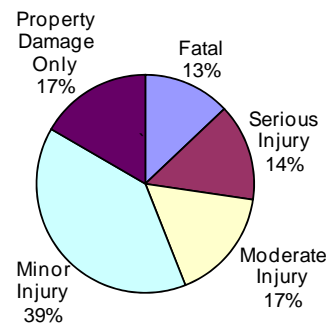
Genesee County Teen-Involved Crashes

Traffic Crash Casualty Severity	Traffic Crash Casualties	Traffic Crash Costs
Fatal	2	\$7,223,916
Serious Injury	35	\$8,037,610
Moderate Injury	136	\$9,306,616
Minor Injury	551	\$21,990,410
Property Damage Only	2518	\$9,291,420
Total	3242	\$55,849,972
Average cost of traffic crash casualty	\$17,227	

Traffic Crash Casualties



Traffic Crash Costs



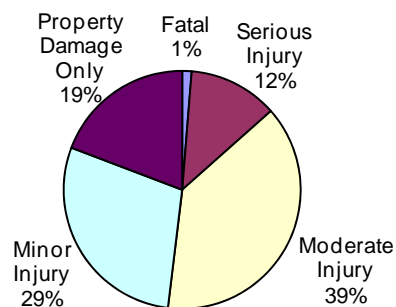
Costs of Teen Driver Traffic Crashes in Genesee County (2010 Dollars)

	Fatal	Serious Injury	Moderate Injury	Minor Injury	Property Damage Only	Total
Medical Care	\$80,102	\$1,563,555	\$1,780,512	\$3,773,248	\$886,336	\$8,083,753
Future Earnings (Lost Wages)	\$2,439,648	\$2,430,365	\$2,595,832	\$6,369,009	\$2,603,612	\$16,438,466
Public Services	\$1,718	\$10,220	\$18,632	\$53,998	\$67,986	\$152,554
Property Damage and Loss	\$28,910	\$221,970	\$685,984	\$2,488,316	\$4,177,362	\$7,602,542
Subtotal (Monetary Costs)	\$2,550,378	\$4,226,110	\$5,080,960	\$12,684,571	\$7,735,296	\$32,277,315
Quality of Life	\$4,673,538	\$3,811,500	\$4,225,656	\$9,305,839	\$1,556,124	\$23,572,657
Total (Comprehensive Costs)	\$7,223,916	\$8,037,610	\$9,306,616	\$21,990,410	\$9,291,420	\$55,849,972

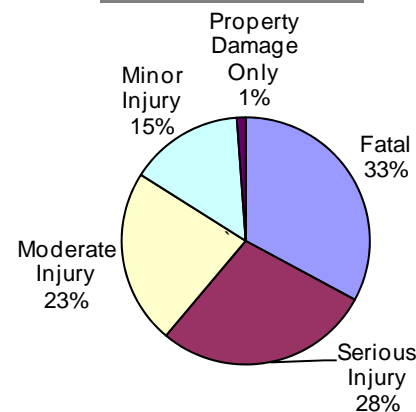
Genesee County Motorcycle-Involved Crashes

Motorcyclist Casualty Severity	Crash Casualties	Crash Costs
Fatal	2	\$7,227,156
Serious Injury	19	\$6,197,363
Moderate Injury	60	\$5,027,700
Minor Injury	45	\$3,263,715
Property Damage Only	30	\$254,460
Total	156	\$21,970,394
Average cost of motorcyclist casualty		\$140,836

Crash Casualties



Crash Costs



Costs of Motorcycle Traffic Crashes in Genesee County (2010 Dollars)						
	Fatal	Serious Injury	Moderate Injury	Minor Injury	Property Damage Only	Total
Medical Care	\$80,220	\$1,187,101	\$923,220	\$461,385	\$32,100	\$2,684,026
Future Earnings (Lost Wages)	\$2,440,892	\$1,940,109	\$1,513,320	\$1,129,275	\$70,980	\$7,094,576
Public Services	\$1,718	\$7,638	\$10,920	\$7,830	\$1,440	\$29,546
Property Damage and Loss	\$30,788	\$130,929	\$336,600	\$246,510	\$81,150	\$825,977
Subtotal (Monetary Costs)	\$2,553,618	\$3,265,777	\$2,784,060	\$1,845,000	\$185,670	\$10,634,125
Quality of Life	\$4,673,538	\$2,931,586	\$2,243,640	\$1,418,715	\$68,790	\$11,336,269
Total (Comprehensive Costs)	\$7,227,156	\$6,197,363	\$5,027,700	\$3,263,715	\$254,460	\$21,970,394

Gladwin County

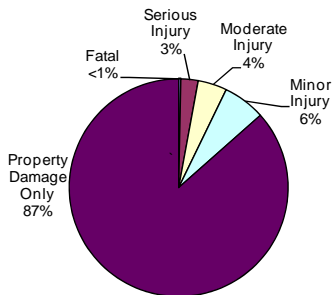
Traffic Crash Casualty Severity	Traffic Crash Casualties	Traffic Crash Costs
Fatal	3	\$10,835,874
Serious Injury	25	\$5,741,150
Moderate Injury	42	\$2,874,102
Minor Injury	61	\$2,434,510
Property Damage Only	842	\$3,106,980
Total	973	\$24,992,616
Average cost of traffic crash casualty		\$25,686

Index Crime Category	Number of Index Crimes	Index Crime Costs
Murder	1	\$4,287,156
Rape	11	\$2,093,465
Aggravated Assault	18	\$248,418
Robbery	0	\$0
Larceny	256	\$399,104
Burglary	114	\$423,852
Motor Vehicle Theft	11	\$86,724
Total	411	\$7,538,719
Average cost of index crime		\$18,342

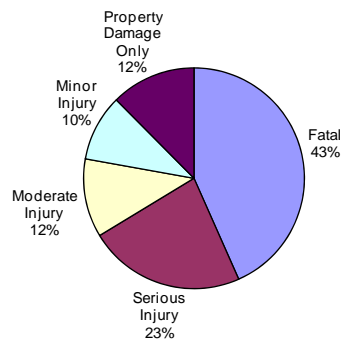
	Fatal	Serious Injury	Moderate Injury	Minor Injury	Property Damage Only	Total
Medical Care	\$120,153	\$1,116,825	\$549,864	\$417,728	\$296,384	\$2,500,954
Future Earnings (Lost Wages)	\$3,659,472	\$1,735,975	\$801,654	\$705,099	\$870,628	\$7,772,828
Public Services	\$2,577	\$7,300	\$5,754	\$5,978	\$22,734	\$44,343
Property Damage and Loss	\$43,365	\$158,550	\$211,848	\$275,476	\$1,396,878	\$2,086,117
Subtotal (Monetary Costs)	\$3,825,567	\$3,018,650	\$1,569,120	\$1,404,281	\$2,586,624	\$12,404,242
Quality of Life	\$7,010,307	\$2,722,500	\$1,304,982	\$1,030,229	\$520,356	\$12,588,374
Total (Comprehensive Costs)	\$10,835,874	\$5,741,150	\$2,874,102	\$2,434,510	\$3,106,980	\$24,992,616

	Murder	Rape	Aggravated Assault	Robbery	Larceny	Burglary	Motor Vehicle Theft	Total
Medical Care	\$44,833	\$59,092	\$15,588	\$0	\$0	\$0	\$0	\$119,513
Future Earnings (Lost Wages)	\$1,528,515	\$100,958	\$31,014	\$0	\$6,400	\$3,648	\$1,023	\$1,671,558
Public Services	\$2,826	\$8,173	\$5,670	\$0	\$128,000	\$49,932	\$3,421	\$198,022
Property Damage and Loss	\$1,733	\$1,650	\$1,368	\$0	\$264,704	\$322,962	\$78,133	\$670,550
Subtotal (Monetary Costs)	\$1,577,907	\$169,873	\$53,640	\$0	\$399,104	\$376,542	\$82,577	\$2,659,643
Quality of Life	\$2,709,249	\$1,923,592	\$194,778	\$0	\$0	\$47,310	\$4,147	\$4,879,076
Total (Comprehensive Costs)	\$4,287,156	\$2,093,465	\$248,418	\$0	\$399,104	\$423,852	\$86,724	\$7,538,719

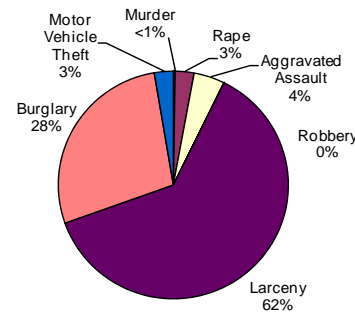
Traffic Crash Casualties



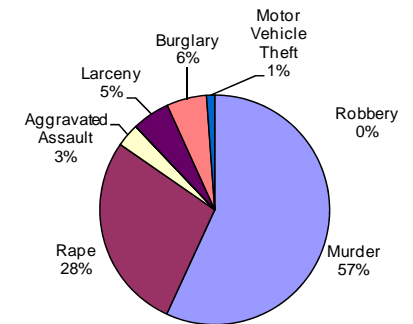
Traffic Crash Costs



Index Crimes



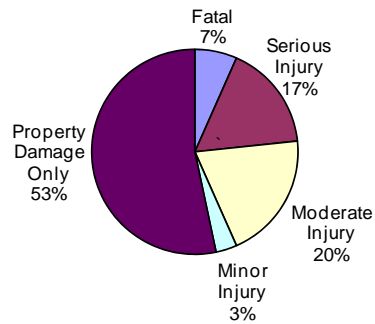
Index Crime Costs



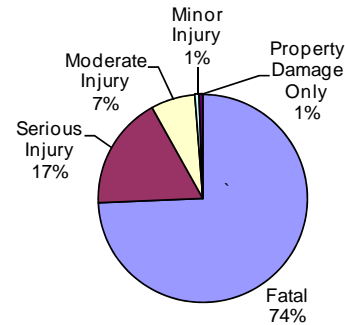
Gladwin County Alcohol-Involved Crashes

Traffic Crash Casualty Severity	Traffic Crash Casualties	Traffic Crash Costs
Fatal	2	\$7,223,916
Serious Injury	5	\$1,704,005
Moderate Injury	6	\$668,496
Minor Injury	1	\$64,140
Property Damage Only	16	\$56,576
Total	30	\$9,717,133
Average cost of traffic crash casualty	\$323,904	

Traffic Crash Casualties



Traffic Crash Costs

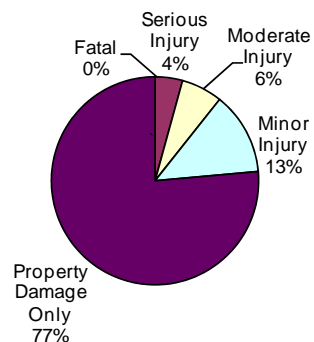


Costs of Alcohol-Involved Traffic Crashes in Gladwin County (2010 Dollars)						
	Fatal	Serious Injury	Moderate Injury	Minor Injury	Property Damage Only	Total
Medical Care	\$80,102	\$343,720	\$153,798	\$9,366	\$4,912	\$591,898
Future Earnings (Lost Wages)	\$2,439,648	\$502,100	\$176,658	\$16,267	\$15,600	\$3,150,273
Public Services	\$1,718	\$1,905	\$1,068	\$106	\$432	\$5,229
Property Damage and Loss	\$28,910	\$34,670	\$33,348	\$4,226	\$24,624	\$125,778
Subtotal (Monetary Costs)	\$2,550,378	\$882,395	\$364,872	\$29,965	\$45,568	\$3,873,178
Quality of Life	\$4,673,538	\$821,610	\$303,624	\$34,175	\$11,008	\$5,843,955
Total (Comprehensive Costs)	\$7,223,916	\$1,704,005	\$668,496	\$64,140	\$56,576	\$9,717,133

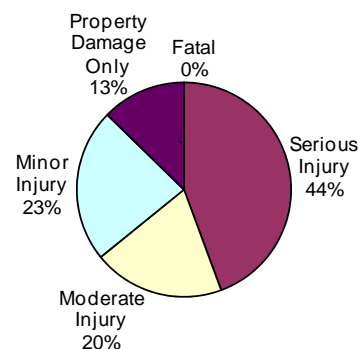
Gladwin County Teen-Involved Crashes

Traffic Crash Casualty Severity	Traffic Crash Casualties	Traffic Crash Costs
Fatal	0	\$0
Serious Injury	6	\$1,377,876
Moderate Injury	9	\$615,879
Minor Injury	18	\$718,380
Property Damage Only	107	\$394,830
Total	140	\$3,106,965
Average cost of traffic crash casualty	\$22,193	

Traffic Crash Casualties



Traffic Crash Costs

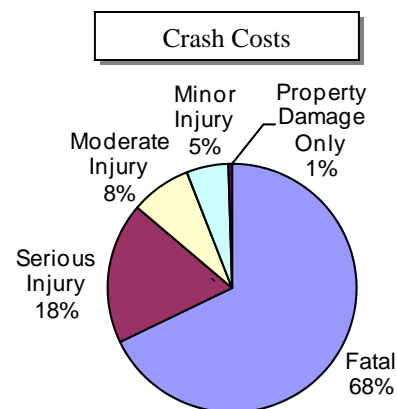
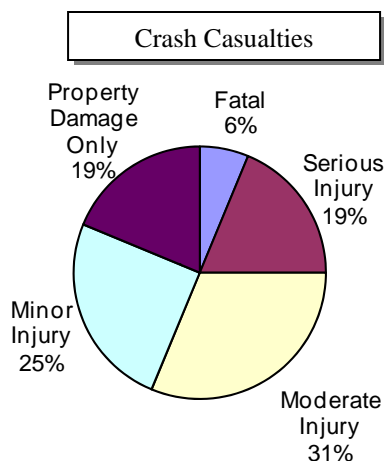


Costs of Teen Driver Traffic Crashes in Gladwin County (2010 Dollars)

	Fatal	Serious Injury	Moderate Injury	Minor Injury	Property Damage Only	Total
Medical Care	\$0	\$268,038	\$117,828	\$123,264	\$37,664	\$546,794
Future Earnings (Lost Wages)	\$0	\$416,634	\$171,783	\$208,062	\$110,638	\$907,117
Public Services	\$0	\$1,752	\$1,233	\$1,764	\$2,889	\$7,638
Property Damage and Loss	\$0	\$38,052	\$45,396	\$81,288	\$177,513	\$342,249
Subtotal (Monetary Costs)	\$0	\$724,476	\$336,240	\$414,378	\$328,704	\$1,803,798
Quality of Life	\$0	\$653,400	\$279,639	\$304,002	\$66,126	\$1,303,167
Total (Comprehensive Costs)	\$0	\$1,377,876	\$615,879	\$718,380	\$394,830	\$3,106,965

Gladwin County Motorcycle-Involved Crashes

Motorcyclist Casualty Severity	Crash Casualties	Crash Costs
Fatal	1	\$3,613,578
Serious Injury	3	\$978,531
Moderate Injury	5	\$418,975
Minor Injury	4	\$290,108
Property Damage Only	3	\$25,446
Total	16	\$5,326,638
Average cost of motorcyclist casualty		\$332,915



Costs of Motorcycle Traffic Crashes in Gladwin County (2010 Dollars)						
	Fatal	Serious Injury	Moderate Injury	Minor Injury	Property Damage Only	Total
Medical Care	\$40,110	\$187,437	\$76,935	\$41,012	\$3,210	\$348,704
Future Earnings (Lost Wages)	\$1,220,446	\$306,333	\$126,110	\$100,380	\$7,098	\$1,760,367
Public Services	\$859	\$1,206	\$910	\$696	\$144	\$3,815
Property Damage and Loss	\$15,394	\$20,673	\$28,050	\$21,912	\$8,115	\$94,144
Subtotal (Monetary Costs)	\$1,276,809	\$515,649	\$232,005	\$164,000	\$18,567	\$2,207,030
Quality of Life	\$2,336,769	\$462,882	\$186,970	\$126,108	\$6,879	\$3,119,608
Total (Comprehensive Costs)	\$3,613,578	\$978,531	\$418,975	\$290,108	\$25,446	\$5,326,638

Gogebic County

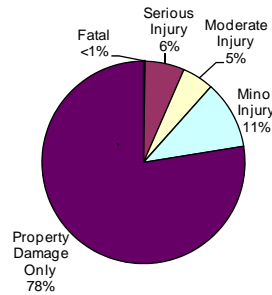
Traffic Crash Casualty Severity	Traffic Crash Casualties	Traffic Crash Costs
Fatal	1	\$3,611,958
Serious Injury	25	\$5,741,150
Moderate Injury	20	\$1,368,620
Minor Injury	43	\$1,716,130
Property Damage Only	307	\$1,132,830
Total	396	\$13,570,688
Average cost of traffic crash casualty		\$34,269

Index Crime Category	Number of Index Crimes	Index Crime Costs
Murder	0	\$0
Rape	4	\$761,260
Aggravated Assault	8	\$110,408
Robbery	0	\$0
Larceny	17	\$26,503
Burglary	14	\$52,052
Motor Vehicle Theft	3	\$23,652
Total	46	\$973,875
Average cost of index crime		\$21,171

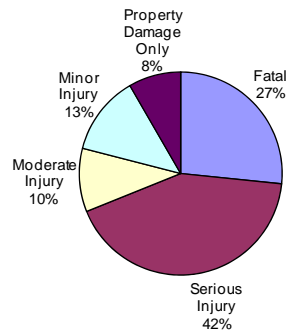
	Fatal	Serious Injury	Moderate Injury	Minor Injury	Property Damage Only	Total
Medical Care	\$40,051	\$1,116,825	\$261,840	\$294,464	\$108,064	\$1,821,244
Future Earnings (Lost Wages)	\$1,219,824	\$1,735,975	\$381,740	\$497,037	\$317,438	\$4,152,014
Public Services	\$859	\$7,300	\$2,740	\$4,214	\$8,289	\$23,402
Property Damage and Loss	\$14,455	\$158,550	\$100,880	\$194,188	\$509,313	\$977,386
Subtotal (Monetary Costs)	\$1,275,189	\$3,018,650	\$747,200	\$989,903	\$943,104	\$6,974,046
Quality of Life	\$2,336,769	\$2,722,500	\$621,420	\$726,227	\$189,726	\$6,596,642
Total (Comprehensive Costs)	\$3,611,958	\$5,741,150	\$1,368,620	\$1,716,130	\$1,132,830	\$13,570,688

	Murder	Rape	Aggravated Assault	Robbery	Larceny	Burglary	Motor Vehicle Theft	Total
Medical Care	\$0	\$21,488	\$6,928	\$0	\$0	\$0	\$0	\$28,416
Future Earnings (Lost Wages)	\$0	\$36,712	\$13,784	\$0	\$425	\$448	\$279	\$51,648
Public Services	\$0	\$2,972	\$2,520	\$0	\$8,500	\$6,132	\$933	\$21,057
Property Damage and Loss	\$0	\$600	\$608	\$0	\$17,578	\$39,662	\$21,309	\$79,757
Subtotal (Monetary Costs)	\$0	\$61,772	\$23,840	\$0	\$26,503	\$46,242	\$22,521	\$180,878
Quality of Life	\$0	\$699,488	\$86,568	\$0	\$0	\$5,810	\$1,131	\$792,997
Total (Comprehensive Costs)	\$0	\$761,260	\$110,408	\$0	\$26,503	\$52,052	\$23,652	\$973,875

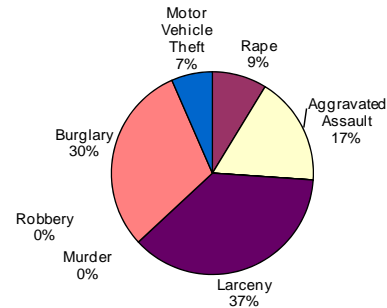
Traffic Crash Casualties



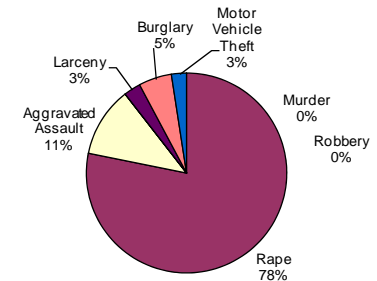
Traffic Crash Costs



Index Crimes

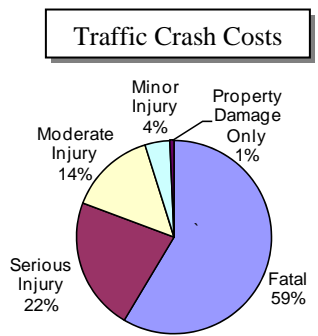
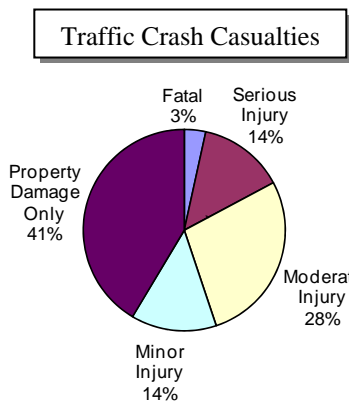


Index Crime Costs



Gogebic County Alcohol-Involved Crashes

Traffic Crash Casualty Severity	Traffic Crash Casualties	Traffic Crash Costs
Fatal	1	\$3,611,958
Serious Injury	4	\$1,363,204
Moderate Injury	8	\$891,328
Minor Injury	4	\$256,560
Property Damage Only	12	\$42,432
Total	29	\$6,165,482
Average cost of traffic crash casualty	\$212,603	

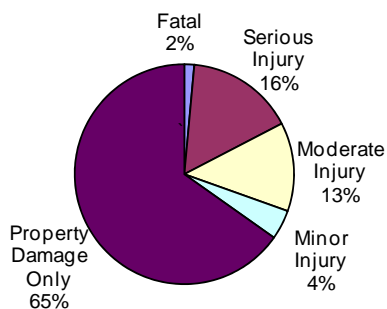


Costs of Alcohol-Involved Traffic Crashes in Gogebic County (2010 Dollars)						
	Fatal	Serious Injury	Moderate Injury	Minor Injury	Property Damage Only	Total
Medical Care	\$40,051	\$274,976	\$205,064	\$37,464	\$3,684	\$561,239
Future Earnings (Lost Wages)	\$1,219,824	\$401,680	\$235,544	\$65,068	\$11,700	\$1,933,816
Public Services	\$859	\$1,524	\$1,424	\$424	\$324	\$4,555
Property Damage and Loss	\$14,455	\$27,736	\$44,464	\$16,904	\$18,468	\$122,027
Subtotal (Monetary Costs)	\$1,275,189	\$705,916	\$486,496	\$119,860	\$34,176	\$2,621,637
Quality of Life	\$2,336,769	\$657,288	\$404,832	\$136,700	\$8,256	\$3,543,845
Total (Comprehensive Costs)	\$3,611,958	\$1,363,204	\$891,328	\$256,560	\$42,432	\$6,165,482

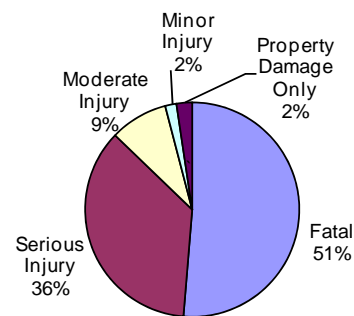
Gogebic County Teen-Involved Crashes

Traffic Crash Casualty Severity	Traffic Crash Casualties	Traffic Crash Costs
Fatal	1	\$3,611,958
Serious Injury	11	\$2,526,106
Moderate Injury	9	\$615,879
Minor Injury	3	\$119,730
Property Damage Only	45	\$166,050
Total	69	\$7,039,723
Average cost of traffic crash casualty	\$102,025	

Traffic Crash Casualties



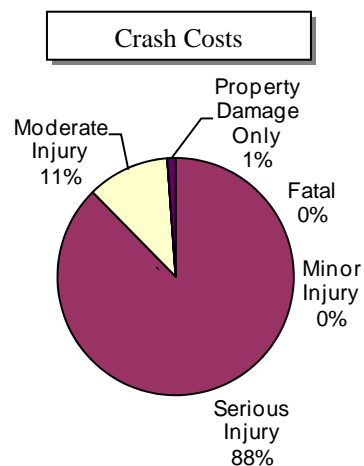
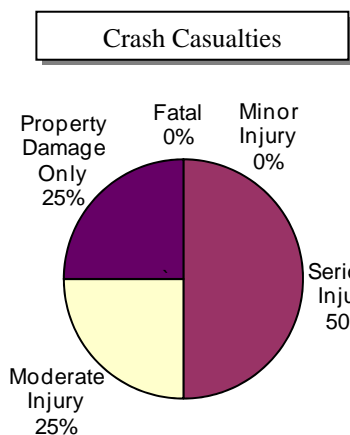
Traffic Crash Costs



Costs of Teen Driver Traffic Crashes in Gogebic County (2010 Dollars)						
	Fatal	Serious Injury	Moderate Injury	Minor Injury	Property Damage Only	Total
Medical Care	\$40,051	\$491,403	\$117,828	\$20,544	\$15,840	\$685,666
Future Earnings (Lost Wages)	\$1,219,824	\$763,829	\$171,783	\$34,677	\$46,530	\$2,236,643
Public Services	\$859	\$3,212	\$1,233	\$294	\$1,215	\$6,813
Property Damage and Loss	\$14,455	\$69,762	\$45,396	\$13,548	\$74,655	\$217,816
Subtotal (Monetary Costs)	\$1,275,189	\$1,328,206	\$336,240	\$69,063	\$138,240	\$3,146,938
Quality of Life	\$2,336,769	\$1,197,900	\$279,639	\$50,667	\$27,810	\$3,892,785
Total (Comprehensive Costs)	\$3,611,958	\$2,526,106	\$615,879	\$119,730	\$166,050	\$7,039,723

Gogebic County Motorcycle-Involved Crashes

Motorcyclist Casualty Severity	Crash Casualties	Crash Costs
Fatal	0	\$0
Serious Injury	2	\$652,354
Moderate Injury	1	\$83,795
Minor Injury	0	\$0
Property Damage Only	1	\$8,482
Total	4	\$744,631
Average cost of motorcyclist casualty	\$186,158	



Costs of Motorcycle Traffic Crashes in Gogebic County (2010 Dollars)						
	Fatal	Serious Injury	Moderate Injury	Minor Injury	Property Damage Only	Total
Medical Care	\$0	\$124,958	\$15,387	\$0	\$1,070	\$141,415
Future Earnings (Lost Wages)	\$0	\$204,222	\$25,222	\$0	\$2,366	\$231,810
Public Services	\$0	\$804	\$182	\$0	\$48	\$1,034
Property Damage and Loss	\$0	\$13,782	\$5,610	\$0	\$2,705	\$22,097
Subtotal (Monetary Costs)	\$0	\$343,766	\$46,401	\$0	\$6,189	\$396,356
Quality of Life	\$0	\$308,588	\$37,394	\$0	\$2,293	\$348,275
Total (Comprehensive Costs)	\$0	\$652,354	\$83,795	\$0	\$8,482	\$744,631

Grand Traverse County

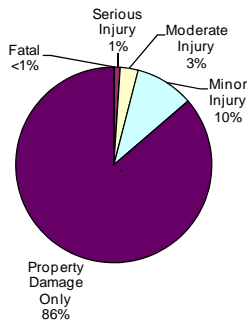
Traffic Crash Casualty Severity	Traffic Crash Casualties	Traffic Crash Costs
Fatal	6	\$21,671,748
Serious Injury	50	\$11,482,300
Moderate Injury	156	\$10,675,236
Minor Injury	511	\$20,394,010
Property Damage Only	4559	\$16,822,710
Total	5282	\$81,046,004
Average cost of traffic crash casualty	\$15,344	

Index Crime Category	Number of Index Crimes	Index Crime Costs
Murder	0	\$0
Rape	61	\$11,609,215
Aggravated Assault	85	\$1,173,085
Robbery	8	\$155,128
Larceny	1390	\$2,167,010
Burglary	309	\$1,148,862
Motor Vehicle Theft	54	\$425,736
Total	1907	\$16,679,036
Average cost of index crime	\$8,746	

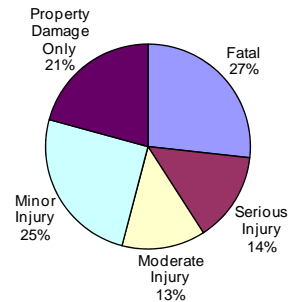
	Fatal	Serious Injury	Moderate Injury	Minor Injury	Property Damage Only	Total
Medical Care	\$240,306	\$2,233,650	\$2,042,352	\$3,499,328	\$1,604,768	\$9,620,404
Future Earnings (Lost Wages)	\$7,318,944	\$3,471,950	\$2,977,572	\$5,906,649	\$4,714,006	\$24,389,121
Public Services	\$5,154	\$14,600	\$21,372	\$50,078	\$123,093	\$214,297
Property Damage and Loss	\$86,730	\$317,100	\$786,864	\$2,307,676	\$7,563,381	\$11,061,751
Subtotal (Monetary Costs)	\$7,651,134	\$6,037,300	\$5,828,160	\$11,763,731	\$14,005,248	\$45,285,573
Quality of Life	\$14,020,614	\$5,445,000	\$4,847,076	\$8,630,279	\$2,817,462	\$35,760,431
Total (Comprehensive Costs)	\$21,671,748	\$11,482,300	\$10,675,236	\$20,394,010	\$16,822,710	\$81,046,004

	Murder	Rape	Aggravated Assault	Robbery	Larceny	Burglary	Motor Vehicle Theft	Total
Medical Care	\$0	\$327,692	\$73,610	\$21,136	\$0	\$0	\$0	\$422,438
Future Earnings (Lost Wages)	\$0	\$559,858	\$146,455	\$19,928	\$34,750	\$9,888	\$5,022	\$775,901
Public Services	\$0	\$45,323	\$26,775	\$3,456	\$695,000	\$135,342	\$16,794	\$922,690
Property Damage and Loss	\$0	\$9,150	\$6,460	\$10,104	\$1,437,260	\$875,397	\$383,562	\$2,721,933
Subtotal (Monetary Costs)	\$0	\$942,023	\$253,300	\$54,624	\$2,167,010	\$1,020,627	\$405,378	\$4,842,962
Quality of Life	\$0	\$10,667,192	\$919,785	\$100,504	\$0	\$128,235	\$20,358	\$11,836,074
Total (Comprehensive Costs)	\$0	\$11,609,215	\$1,173,085	\$155,128	\$2,167,010	\$1,148,862	\$425,736	\$16,679,036

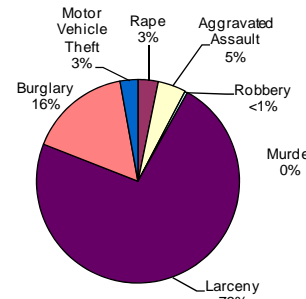
Traffic Crash Casualties



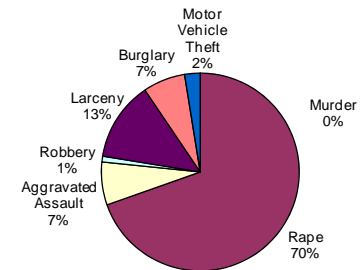
Traffic Crash Costs



Index Crimes



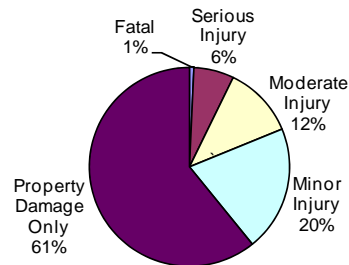
Index Crime Costs



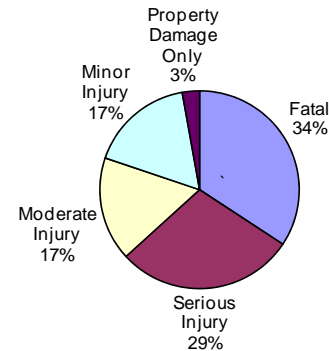
Grand Traverse County Alcohol-Involved Crashes

Traffic Crash Casualty Severity	Traffic Crash Casualties	Traffic Crash Costs
Fatal	1	\$3,611,958
Serious Injury	9	\$3,067,209
Moderate Injury	16	\$1,782,656
Minor Injury	28	\$1,795,920
Property Damage Only	84	\$297,024
Total	138	\$10,554,767
Average cost of traffic crash casualty	\$76,484	

Traffic Crash Casualties



Traffic Crash Costs



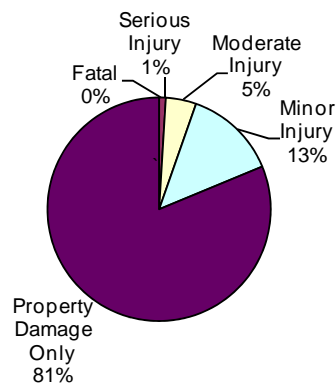
Costs of Alcohol-Involved Traffic Crashes in Grand Traverse County (2010 Dollars)

	Fatal	Serious Injury	Moderate Injury	Minor Injury	Property Damage Only	Total
Medical Care	\$40,051	\$618,696	\$410,128	\$262,248	\$25,788	\$1,356,911
Future Earnings (Lost Wages)	\$1,219,824	\$903,780	\$471,088	\$455,476	\$81,900	\$3,132,068
Public Services	\$859	\$3,429	\$2,848	\$2,968	\$2,268	\$12,372
Property Damage and Loss	\$14,455	\$62,406	\$88,928	\$118,328	\$129,276	\$413,393
Subtotal (Monetary Costs)	\$1,275,189	\$1,588,311	\$972,992	\$839,020	\$239,232	\$4,914,744
Quality of Life	\$2,336,769	\$1,478,898	\$809,664	\$956,900	\$57,792	\$5,640,023
Total (Comprehensive Costs)	\$3,611,958	\$3,067,209	\$1,782,656	\$1,795,920	\$297,024	\$10,554,767

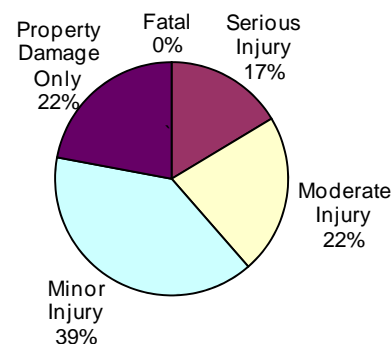
Grand Traverse County Teen-Involved Crashes

Traffic Crash Casualty Severity	Traffic Crash Casualties	Traffic Crash Costs
Fatal	0	\$0
Serious Injury	11	\$2,526,106
Moderate Injury	50	\$3,421,550
Minor Injury	152	\$6,066,320
Property Damage Only	922	\$3,402,180
Total	1135	\$15,416,156
Average cost of traffic crash casualty	\$13,583	

Traffic Crash Casualties



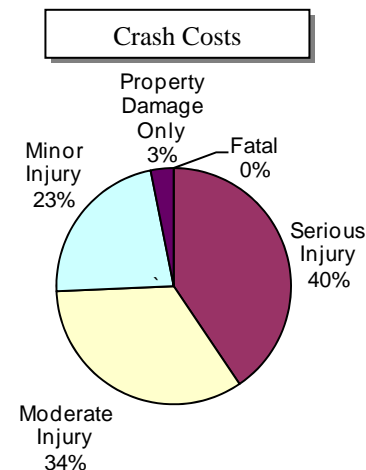
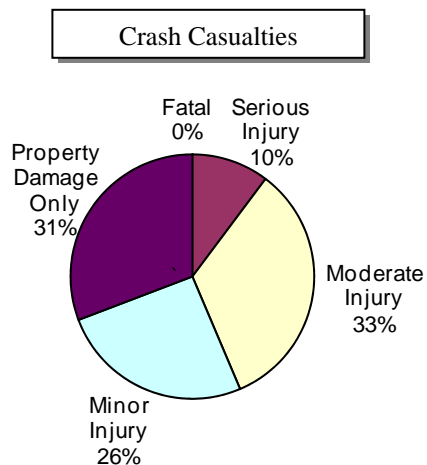
Traffic Crash Costs



Costs of Teen Driver Traffic Crashes in Grand Traverse County (2010 Dollars)						
	Fatal	Serious Injury	Moderate Injury	Minor Injury	Property Damage Only	Total
Medical Care	\$0	\$491,403	\$654,600	\$1,040,896	\$324,544	\$2,511,443
Future Earnings (Lost Wages)	\$0	\$763,829	\$954,350	\$1,756,968	\$953,348	\$4,428,495
Public Services	\$0	\$3,212	\$6,850	\$14,896	\$24,894	\$49,852
Property Damage and Loss	\$0	\$69,762	\$252,200	\$686,432	\$1,529,598	\$2,537,992
Subtotal (Monetary Costs)	\$0	\$1,328,206	\$1,868,000	\$3,499,192	\$2,832,384	\$9,527,782
Quality of Life	\$0	\$1,197,900	\$1,553,550	\$2,567,128	\$569,796	\$5,888,374
Total (Comprehensive Costs)	\$0	\$2,526,106	\$3,421,550	\$6,066,320	\$3,402,180	\$15,416,156

Grand Traverse County Motorcycle-Involved Crashes

Motorcyclist Casualty Severity	Crash Casualties	Crash Costs
Fatal	0	\$0
Serious Injury	4	\$1,304,708
Moderate Injury	13	\$1,089,335
Minor Injury	10	\$725,270
Property Damage Only	12	\$101,784
Total	39	\$3,221,097
Average cost of motorcyclist casualty		\$82,592



Costs of Motorcycle Traffic Crashes in Grand Traverse County (2010 Dollars)						
	Fatal	Serious Injury	Moderate Injury	Minor Injury	Property Damage Only	Total
Medical Care	\$0	\$249,916	\$200,031	\$102,530	\$12,840	\$565,317
Future Earnings (Lost Wages)	\$0	\$408,444	\$327,886	\$250,950	\$28,392	\$1,015,672
Public Services	\$0	\$1,608	\$2,366	\$1,740	\$576	\$6,290
Property Damage and Loss	\$0	\$27,564	\$72,930	\$54,780	\$32,460	\$187,734
Subtotal (Monetary Costs)	\$0	\$687,532	\$603,213	\$410,000	\$74,268	\$1,775,013
Quality of Life	\$0	\$617,176	\$486,122	\$315,270	\$27,516	\$1,446,084
Total (Comprehensive Costs)	\$0	\$1,304,708	\$1,089,335	\$725,270	\$101,784	\$3,221,097

Gratiot County

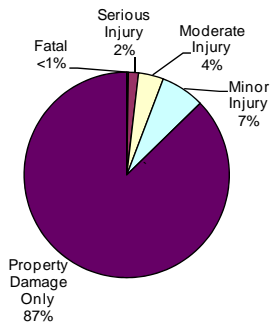
Traffic Crash Casualty Severity	Traffic Crash Casualties	Traffic Crash Costs
Fatal	6	\$21,671,748
Serious Injury	38	\$8,726,548
Moderate Injury	93	\$6,364,083
Minor Injury	164	\$6,545,240
Property Damage Only	2066	\$7,623,540
Total	2367	\$50,931,159
Average cost of traffic crash casualty		\$21,517

Index Crime Category	Number of Index Crimes	Index Crime Costs
Murder	0	\$0
Rape	26	\$4,948,190
Aggravated Assault	33	\$455,433
Robbery	5	\$96,955
Larceny	372	\$579,948
Burglary	144	\$535,392
Motor Vehicle Theft	23	\$181,332
Total	603	\$6,797,250
Average cost of index crime		\$11,272

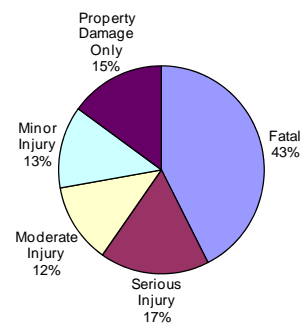
	Fatal	Serious Injury	Moderate Injury	Minor Injury	Property Damage Only	Total
Medical Care	\$240,306	\$1,697,574	\$1,217,556	\$1,123,072	\$727,232	\$5,005,740
Future Earnings (Lost Wages)	\$7,318,944	\$2,638,682	\$1,775,091	\$1,895,676	\$2,136,244	\$15,764,637
Public Services	\$5,154	\$11,096	\$12,741	\$16,072	\$55,782	\$100,845
Property Damage and Loss	\$86,730	\$240,996	\$469,092	\$740,624	\$3,427,494	\$4,964,936
Subtotal (Monetary Costs)	\$7,651,134	\$4,588,348	\$3,474,480	\$3,775,444	\$6,346,752	\$25,836,158
Quality of Life	\$14,020,614	\$4,138,200	\$2,889,603	\$2,769,796	\$1,276,788	\$25,095,001
Total (Comprehensive Costs)	\$21,671,748	\$8,726,548	\$6,364,083	\$6,545,240	\$7,623,540	\$50,931,159

	Murder	Rape	Aggravated Assault	Robbery	Larceny	Burglary	Motor Vehicle Theft	Total
Medical Care	\$0	\$139,672	\$28,578	\$13,210	\$0	\$0	\$0	\$181,460
Future Earnings (Lost Wages)	\$0	\$238,628	\$56,859	\$12,455	\$9,300	\$4,608	\$2,139	\$323,989
Public Services	\$0	\$19,318	\$10,395	\$2,160	\$186,000	\$63,072	\$7,153	\$288,098
Property Damage and Loss	\$0	\$3,900	\$2,508	\$6,315	\$384,648	\$407,952	\$163,369	\$968,692
Subtotal (Monetary Costs)	\$0	\$401,518	\$98,340	\$34,140	\$579,948	\$475,632	\$172,661	\$1,762,239
Quality of Life	\$0	\$4,546,672	\$357,093	\$62,815	\$0	\$59,760	\$8,671	\$5,035,011
Total (Comprehensive Costs)	\$0	\$4,948,190	\$455,433	\$96,955	\$579,948	\$535,392	\$181,332	\$6,797,250

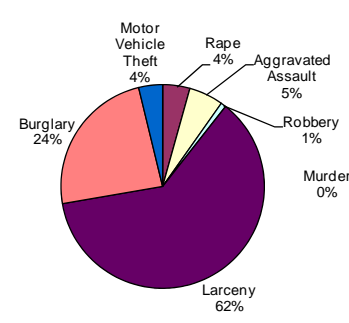
Traffic Crash Casualties



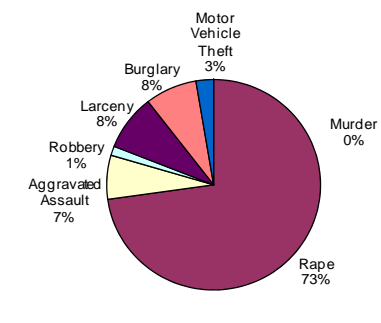
Traffic Crash Costs



Index Crimes



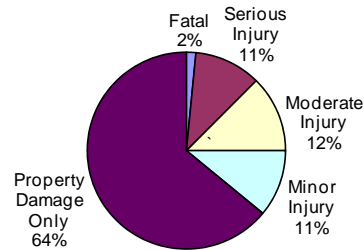
Index Crime Costs



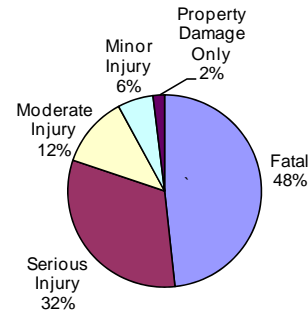
Gratiot County Alcohol-Involved Crashes

Traffic Crash Casualty Severity	Traffic Crash Casualties	Traffic Crash Costs
Fatal	1	\$3,611,958
Serious Injury	7	\$2,385,607
Moderate Injury	8	\$891,328
Minor Injury	7	\$448,980
Property Damage Only	41	\$144,976
Total	64	\$7,482,849
Average cost of traffic crash casualty	\$116,920	

Traffic Crash Casualties



Traffic Crash Costs

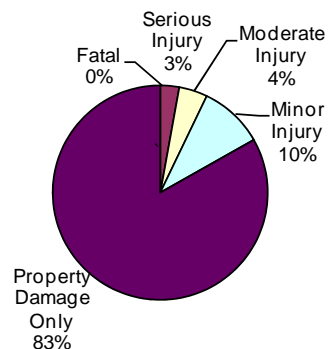


Costs of Alcohol-Involved Traffic Crashes in Gratiot County (2010 Dollars)						
	Fatal	Serious Injury	Moderate Injury	Minor Injury	Property Damage Only	Total
Medical Care	\$40,051	\$481,208	\$205,064	\$65,562	\$12,587	\$804,472
Future Earnings (Lost Wages)	\$1,219,824	\$702,940	\$235,544	\$113,869	\$39,975	\$2,312,152
Public Services	\$859	\$2,667	\$1,424	\$742	\$1,107	\$6,799
Property Damage and Loss	\$14,455	\$48,538	\$44,464	\$29,582	\$63,099	\$200,138
Subtotal (Monetary Costs)	\$1,275,189	\$1,235,353	\$486,496	\$209,755	\$116,768	\$3,323,561
Quality of Life	\$2,336,769	\$1,150,254	\$404,832	\$239,225	\$28,208	\$4,159,288
Total (Comprehensive Costs)	\$3,611,958	\$2,385,607	\$891,328	\$448,980	\$144,976	\$7,482,849

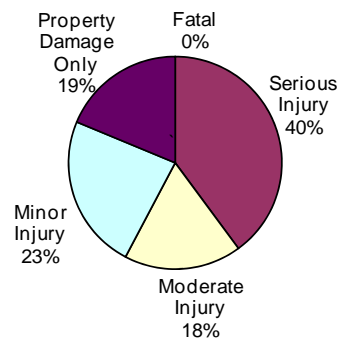
Gratiot County Teen-Involved Crashes

Traffic Crash Casualty Severity	Traffic Crash Casualties	Traffic Crash Costs
Fatal	0	\$0
Serious Injury	10	\$2,296,460
Moderate Injury	15	\$1,026,465
Minor Injury	34	\$1,356,940
Property Damage Only	292	\$1,077,480
Total	351	\$5,757,345
Average cost of traffic crash casualty	\$16,403	

Traffic Crash Casualties



Traffic Crash Costs



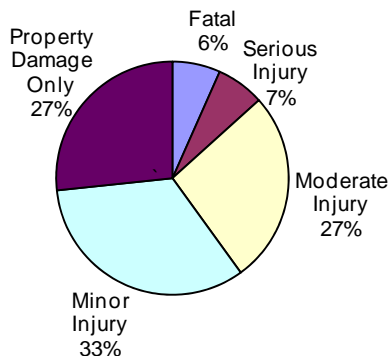
Costs of Teen Driver Traffic Crashes in Gratiot County (2010 Dollars)

	Fatal	Serious Injury	Moderate Injury	Minor Injury	Property Damage Only	Total
Medical Care	\$0	\$446,730	\$196,380	\$232,832	\$102,784	\$978,726
Future Earnings (Lost Wages)	\$0	\$694,390	\$286,305	\$393,006	\$301,928	\$1,675,629
Public Services	\$0	\$2,920	\$2,055	\$3,332	\$7,884	\$16,191
Property Damage and Loss	\$0	\$63,420	\$75,660	\$153,544	\$484,428	\$777,052
Subtotal (Monetary Costs)	\$0	\$1,207,460	\$560,400	\$782,714	\$897,024	\$3,447,598
Quality of Life	\$0	\$1,089,000	\$466,065	\$574,226	\$180,456	\$2,309,747
Total (Comprehensive Costs)	\$0	\$2,296,460	\$1,026,465	\$1,356,940	\$1,077,480	\$5,757,345

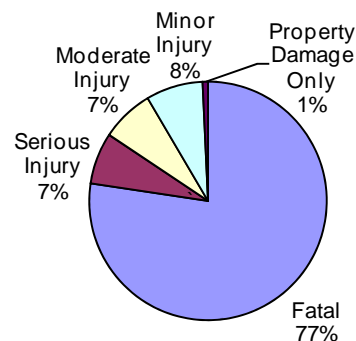
Gratiot County Motorcycle-Involved Crashes

Motorcyclist Casualty Severity	Crash Casualties	Crash Costs
Fatal	1	\$3,613,578
Serious Injury	1	\$326,177
Moderate Injury	4	\$335,180
Minor Injury	5	\$362,635
Property Damage Only	4	\$33,928
Total	15	\$4,671,498
Average cost of motorcyclist casualty		\$311,433

Crash Casualties



Crash Costs



Costs of Motorcycle Traffic Crashes in Gratiot County (2010 Dollars)						
	Fatal	Serious Injury	Moderate Injury	Minor Injury	Property Damage Only	Total
Medical Care	\$40,110	\$62,479	\$61,548	\$51,265	\$4,280	\$219,682
Future Earnings (Lost Wages)	\$1,220,446	\$102,111	\$100,888	\$125,475	\$9,464	\$1,558,384
Public Services	\$859	\$402	\$728	\$870	\$192	\$3,051
Property Damage and Loss	\$15,394	\$6,891	\$22,440	\$27,390	\$10,820	\$82,935
Subtotal (Monetary Costs)	\$1,276,809	\$171,883	\$185,604	\$205,000	\$24,756	\$1,864,052
Quality of Life	\$2,336,769	\$154,294	\$149,576	\$157,635	\$9,172	\$2,807,446
Total (Comprehensive Costs)	\$3,613,578	\$326,177	\$335,180	\$362,635	\$33,928	\$4,671,498

Hillsdale County

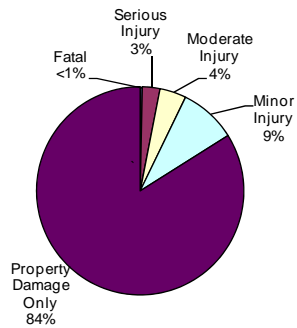
Traffic Crash Casualty Severity	Traffic Crash Casualties	Traffic Crash Costs
Fatal	7	\$25,283,706
Serious Injury	61	\$14,008,406
Moderate Injury	91	\$6,227,221
Minor Injury	197	\$7,862,270
Property Damage Only	1863	\$6,874,470
Total	2219	\$60,256,073
Average cost of traffic crash casualty	\$27,155	

Index Crime Category	Number of Index Crimes	Index Crime Costs
Murder	1	\$4,287,156
Rape	20	\$3,806,300
Aggravated Assault	37	\$510,637
Robbery	5	\$96,955
Larceny	557	\$868,363
Burglary	200	\$743,600
Motor Vehicle Theft	23	\$181,332
Total	843	\$10,494,343
Average cost of index crime	\$12,449	

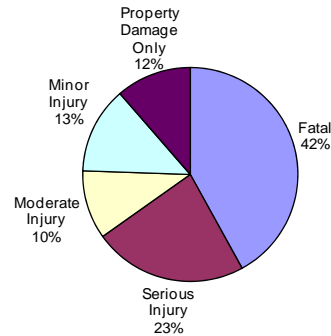
	Fatal	Serious Injury	Moderate Injury	Minor Injury	Property Damage Only	Total
Medical Care	\$280,357	\$2,725,053	\$1,191,372	\$1,349,056	\$655,776	\$6,201,614
Future Earnings (Lost Wages)	\$8,538,768	\$4,235,779	\$1,736,917	\$2,277,123	\$1,926,342	\$18,714,929
Public Services	\$6,013	\$17,812	\$12,467	\$19,306	\$50,301	\$105,899
Property Damage and Loss	\$101,185	\$386,862	\$459,004	\$889,652	\$3,090,717	\$4,927,420
Subtotal (Monetary Costs)	\$8,926,323	\$7,365,506	\$3,399,760	\$4,535,137	\$5,723,136	\$29,949,862
Quality of Life	\$16,357,383	\$6,642,900	\$2,827,461	\$3,327,133	\$1,151,334	\$30,306,211
Total (Comprehensive Costs)	\$25,283,706	\$14,008,406	\$6,227,221	\$7,862,270	\$6,874,470	\$60,256,073

	Murder	Rape	Aggravated Assault	Robbery	Larceny	Burglary	Motor Vehicle Theft	Total
Medical Care	\$44,833	\$107,440	\$32,042	\$13,210	\$0	\$0	\$0	\$197,525
Future Earnings (Lost Wages)	\$1,528,515	\$183,560	\$63,751	\$12,455	\$13,925	\$6,400	\$2,139	\$1,810,745
Public Services	\$2,826	\$14,860	\$11,655	\$2,160	\$278,500	\$87,600	\$7,153	\$404,754
Property Damage and Loss	\$1,733	\$3,000	\$2,812	\$6,315	\$575,938	\$566,600	\$163,369	\$1,319,767
Subtotal (Monetary Costs)	\$1,577,907	\$308,860	\$110,260	\$34,140	\$868,363	\$660,600	\$172,661	\$3,732,791
Quality of Life	\$2,709,249	\$3,497,440	\$400,377	\$62,815	\$0	\$83,000	\$8,671	\$6,761,552
Total (Comprehensive Costs)	\$4,287,156	\$3,806,300	\$510,637	\$96,955	\$868,363	\$743,600	\$181,332	\$10,494,343

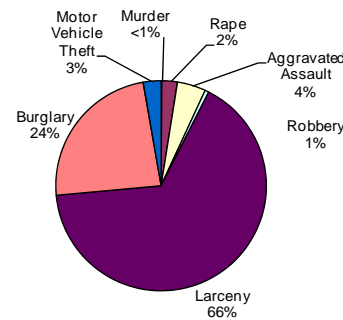
Traffic Crash Casualties



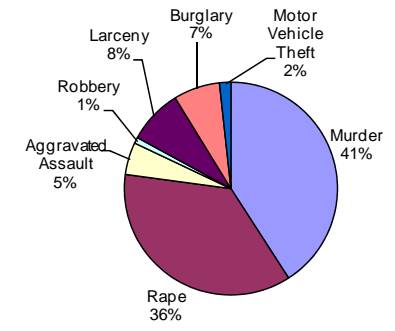
Traffic Crash Costs



Index Crimes



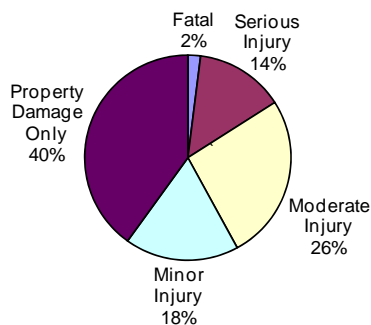
Index Crime Costs



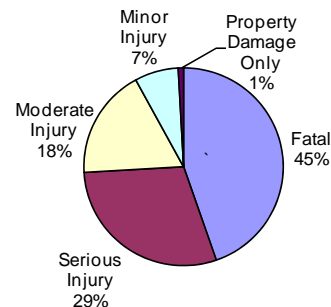
Hillsdale County Alcohol-Involved Crashes

Traffic Crash Casualty Severity	Traffic Crash Casualties	Traffic Crash Costs
Fatal	1	\$3,611,958
Serious Injury	7	\$2,385,607
Moderate Injury	13	\$1,448,408
Minor Injury	9	\$577,260
Property Damage Only	20	\$70,720
Total	50	\$8,093,953
Average cost of traffic crash casualty	\$161,879	

Traffic Crash Casualties



Traffic Crash Costs

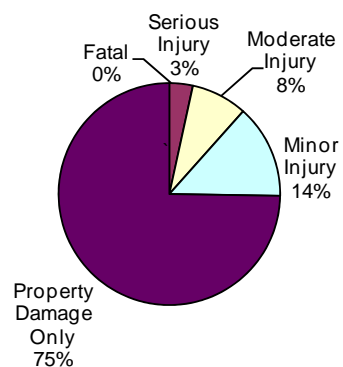


Costs of Alcohol-Involved Traffic Crashes in Hillsdale County (2010 Dollars)						
	Fatal	Serious Injury	Moderate Injury	Minor Injury	Property Damage Only	Total
Medical Care	\$40,051	\$481,208	\$333,229	\$84,294	\$6,140	\$944,922
Future Earnings (Lost Wages)	\$1,219,824	\$702,940	\$382,759	\$146,403	\$19,500	\$2,471,426
Public Services	\$859	\$2,667	\$2,314	\$954	\$540	\$7,334
Property Damage and Loss	\$14,455	\$48,538	\$72,254	\$38,034	\$30,780	\$204,061
Subtotal (Monetary Costs)	\$1,275,189	\$1,235,353	\$790,556	\$269,685	\$56,960	\$3,627,743
Quality of Life	\$2,336,769	\$1,150,254	\$657,852	\$307,575	\$13,760	\$4,466,210
Total (Comprehensive Costs)	\$3,611,958	\$2,385,607	\$1,448,408	\$577,260	\$70,720	\$8,093,953

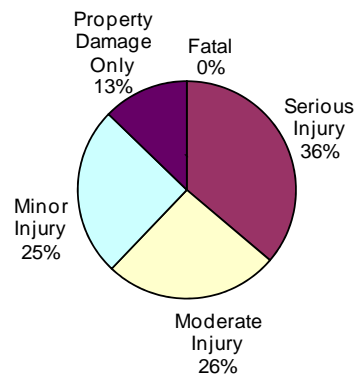
Hillsdale County Teen-Involved Crashes

Traffic Crash Casualty Severity	Traffic Crash Casualties	Traffic Crash Costs
Fatal	0	\$0
Serious Injury	10	\$2,296,460
Moderate Injury	24	\$1,642,344
Minor Injury	40	\$1,596,400
Property Damage Only	219	\$808,110
Total	293	\$6,343,314
Average cost of traffic crash casualty	\$21,650	

Traffic Crash Casualties



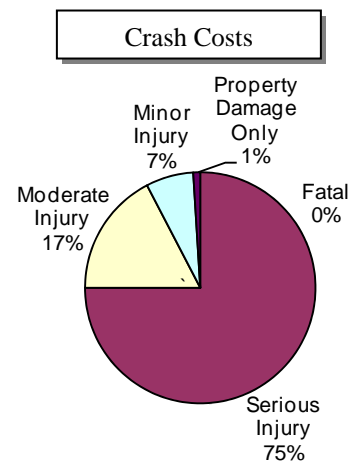
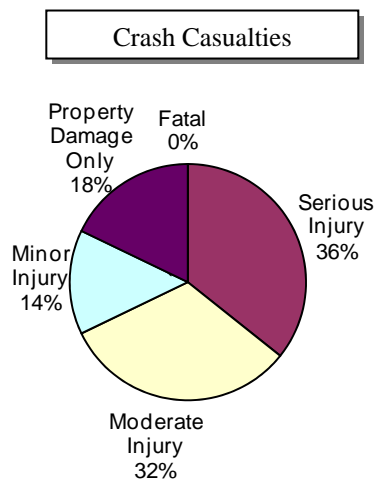
Traffic Crash Costs



Costs of Teen Driver Traffic Crashes in Hillsdale County (2010 Dollars)						
	Fatal	Serious Injury	Moderate Injury	Minor Injury	Property Damage Only	Total
Medical Care	\$0	\$446,730	\$314,208	\$273,920	\$77,088	\$1,111,946
Future Earnings (Lost Wages)	\$0	\$694,390	\$458,088	\$462,360	\$226,446	\$1,841,284
Public Services	\$0	\$2,920	\$3,288	\$3,920	\$5,913	\$16,041
Property Damage and Loss	\$0	\$63,420	\$121,056	\$180,640	\$363,321	\$728,437
Subtotal (Monetary Costs)	\$0	\$1,207,460	\$896,640	\$920,840	\$672,768	\$3,697,708
Quality of Life	\$0	\$1,089,000	\$745,704	\$675,560	\$135,342	\$2,645,606
Total (Comprehensive Costs)	\$0	\$2,296,460	\$1,642,344	\$1,596,400	\$808,110	\$6,343,314

Hillsdale County Motorcycle-Involved Crashes

Motorcyclist Casualty Severity	Crash Casualties	Crash Costs
Fatal	0	\$0
Serious Injury	10	\$3,261,770
Moderate Injury	9	\$754,155
Minor Injury	4	\$290,108
Property Damage Only	5	\$42,410
Total	28	\$4,348,443
Average cost of motorcyclist casualty	\$155,302	



Costs of Motorcycle Traffic Crashes in Hillsdale County (2010 Dollars)						
	Fatal	Serious Injury	Moderate Injury	Minor Injury	Property Damage Only	Total
Medical Care	\$0	\$624,790	\$138,483	\$41,012	\$5,350	\$809,635
Future Earnings (Lost Wages)	\$0	\$1,021,110	\$226,998	\$100,380	\$11,830	\$1,360,318
Public Services	\$0	\$4,020	\$1,638	\$696	\$240	\$6,594
Property Damage and Loss	\$0	\$68,910	\$50,490	\$21,912	\$13,525	\$154,837
Subtotal (Monetary Costs)	\$0	\$1,718,830	\$417,609	\$164,000	\$30,945	\$2,331,384
Quality of Life	\$0	\$1,542,940	\$336,546	\$126,108	\$11,465	\$2,017,059
Total (Comprehensive Costs)	\$0	\$3,261,770	\$754,155	\$290,108	\$42,410	\$4,348,443

Houghton County

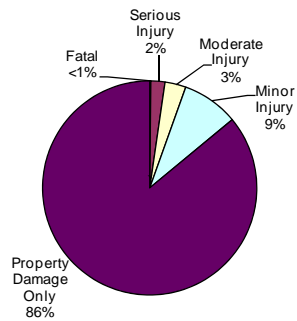
Traffic Crash Casualty Severity	Traffic Crash Casualties	Traffic Crash Costs
Fatal	3	\$10,835,874
Serious Injury	36	\$8,267,256
Moderate Injury	54	\$3,695,274
Minor Injury	145	\$5,786,950
Property Damage Only	1462	\$5,394,780
Total	1700	\$33,980,134
Average cost of traffic crash casualty	\$19,988	

Index Crime Category	Number of Index Crimes	Index Crime Costs
Murder	1	\$4,287,156
Rape	14	\$2,664,410
Aggravated Assault	14	\$193,214
Robbery	0	\$0
Larceny	443	\$690,637
Burglary	93	\$345,774
Motor Vehicle Theft	17	\$134,028
Total	582	\$8,315,219
Average cost of index crime	\$14,287	

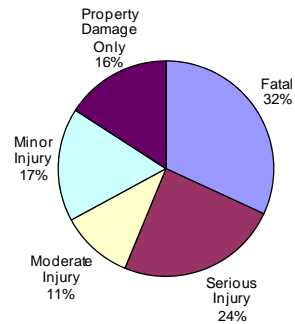
	Fatal	Serious Injury	Moderate Injury	Minor Injury	Property Damage Only	Total
Medical Care	\$120,153	\$1,608,228	\$706,968	\$992,960	\$514,624	\$3,942,933
Future Earnings (Lost Wages)	\$3,659,472	\$2,499,804	\$1,030,698	\$1,676,055	\$1,511,708	\$10,377,737
Public Services	\$2,577	\$10,512	\$7,398	\$14,210	\$39,474	\$74,171
Property Damage and Loss	\$43,365	\$228,312	\$272,376	\$654,820	\$2,425,458	\$3,624,331
Subtotal (Monetary Costs)	\$3,825,567	\$4,346,856	\$2,017,440	\$3,338,045	\$4,491,264	\$18,019,172
Quality of Life	\$7,010,307	\$3,920,400	\$1,677,834	\$2,448,905	\$903,516	\$15,960,962
Total (Comprehensive Costs)	\$10,835,874	\$8,267,256	\$3,695,274	\$5,786,950	\$5,394,780	\$33,980,134

	Murder	Rape	Aggravated Assault	Robbery	Larceny	Burglary	Motor Vehicle Theft	Total
Medical Care	\$44,833	\$75,208	\$12,124	\$0	\$0	\$0	\$0	\$132,165
Future Earnings (Lost Wages)	\$1,528,515	\$128,492	\$24,122	\$0	\$11,075	\$2,976	\$1,581	\$1,696,761
Public Services	\$2,826	\$10,402	\$4,410	\$0	\$221,500	\$40,734	\$5,287	\$285,159
Property Damage and Loss	\$1,733	\$2,100	\$1,064	\$0	\$458,062	\$263,469	\$120,751	\$847,179
Subtotal (Monetary Costs)	\$1,577,907	\$216,202	\$41,720	\$0	\$690,637	\$307,179	\$127,619	\$2,961,264
Quality of Life	\$2,709,249	\$2,448,208	\$151,494	\$0	\$0	\$38,595	\$6,409	\$5,353,955
Total (Comprehensive Costs)	\$4,287,156	\$2,664,410	\$193,214	\$0	\$690,637	\$345,774	\$134,028	\$8,315,219

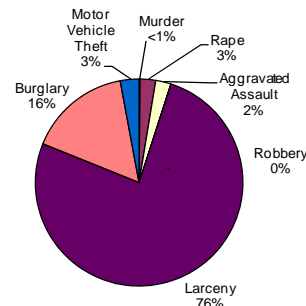
Traffic Crash Casualties



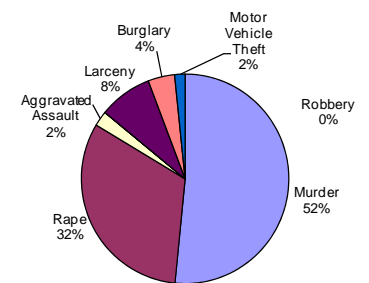
Traffic Crash Costs



Index Crimes



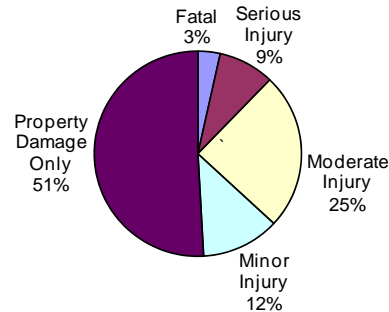
Index Crime Costs



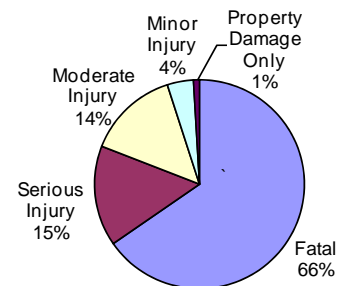
Houghton County Alcohol-Involved Crashes

Traffic Crash Casualty Severity	Traffic Crash Casualties	Traffic Crash Costs
Fatal	2	\$7,223,916
Serious Injury	5	\$1,704,005
Moderate Injury	14	\$1,559,824
Minor Injury	7	\$448,980
Property Damage Only	29	\$102,544
Total	57	\$11,039,269
Average cost of traffic crash casualty	\$193,671	

Traffic Crash Casualties



Traffic Crash Costs



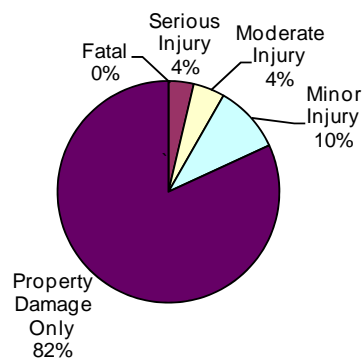
Costs of Alcohol-Involved Traffic Crashes in Houghton County (2010 Dollars)

	Fatal	Serious Injury	Moderate Injury	Minor Injury	Property Damage Only	Total
Medical Care	\$80,102	\$343,720	\$358,862	\$65,562	\$8,903	\$857,149
Future Earnings (Lost Wages)	\$2,439,648	\$502,100	\$412,202	\$113,869	\$28,275	\$3,496,094
Public Services	\$1,718	\$1,905	\$2,492	\$742	\$783	\$7,640
Property Damage and Loss	\$28,910	\$34,670	\$77,812	\$29,582	\$44,631	\$215,605
Subtotal (Monetary Costs)	\$2,550,378	\$882,395	\$851,368	\$209,755	\$82,592	\$4,576,488
Quality of Life	\$4,673,538	\$821,610	\$708,456	\$239,225	\$19,952	\$6,462,781
Total (Comprehensive Costs)	\$7,223,916	\$1,704,005	\$1,559,824	\$448,980	\$102,544	\$11,039,269

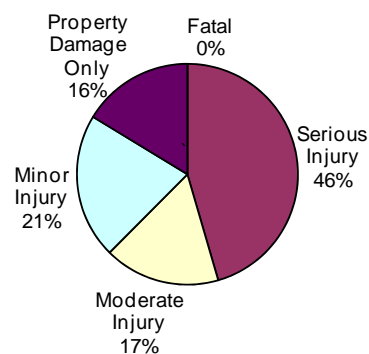
Houghton County Teen-Involved Crashes

Traffic Crash Casualty Severity	Traffic Crash Casualties	Traffic Crash Costs
Fatal	0	\$0
Serious Injury	16	\$3,674,336
Moderate Injury	20	\$1,368,620
Minor Injury	43	\$1,716,130
Property Damage Only	357	\$1,317,330
Total	436	\$8,076,416
Average cost of traffic crash casualty	\$18,524	

Traffic Crash Casualties



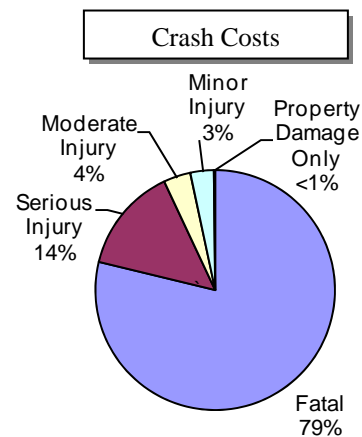
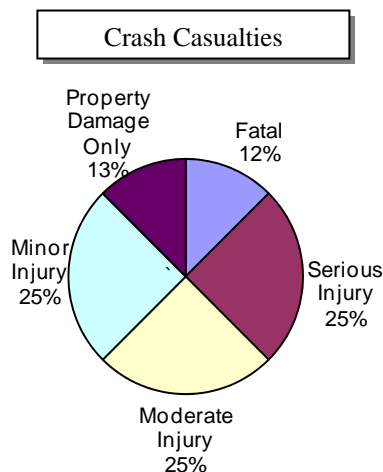
Traffic Crash Costs



Costs of Teen Driver Traffic Crashes in Houghton County (2010 Dollars)						
	Fatal	Serious Injury	Moderate Injury	Minor Injury	Property Damage Only	Total
Medical Care	\$0	\$714,768	\$261,840	\$294,464	\$125,664	\$1,396,736
Future Earnings (Lost Wages)	\$0	\$1,111,024	\$381,740	\$497,037	\$369,138	\$2,358,939
Public Services	\$0	\$4,672	\$2,740	\$4,214	\$9,639	\$21,265
Property Damage and Loss	\$0	\$101,472	\$100,880	\$194,188	\$592,263	\$988,803
Subtotal (Monetary Costs)	\$0	\$1,931,936	\$747,200	\$989,903	\$1,096,704	\$4,765,743
Quality of Life	\$0	\$1,742,400	\$621,420	\$726,227	\$220,626	\$3,310,673
Total (Comprehensive Costs)	\$0	\$3,674,336	\$1,368,620	\$1,716,130	\$1,317,330	\$8,076,416

Houghton County Motorcycle-Involved Crashes

Motorcyclist Casualty Severity	Crash Casualties	Crash Costs
Fatal	1	\$3,613,578
Serious Injury	2	\$652,354
Moderate Injury	2	\$167,590
Minor Injury	2	\$145,054
Property Damage Only	1	\$8,482
Total	8	\$4,587,058
Average cost of motorcyclist casualty	\$573,382	



Costs of Motorcycle Traffic Crashes in Houghton County (2010 Dollars)						
	Fatal	Serious Injury	Moderate Injury	Minor Injury	Property Damage Only	Total
Medical Care	\$40,110	\$124,958	\$30,774	\$20,506	\$1,070	\$217,418
Future Earnings (Lost Wages)	\$1,220,446	\$204,222	\$50,444	\$50,190	\$2,366	\$1,527,668
Public Services	\$859	\$804	\$364	\$348	\$48	\$2,423
Property Damage and Loss	\$15,394	\$13,782	\$11,220	\$10,956	\$2,705	\$54,057
Subtotal (Monetary Costs)	\$1,276,809	\$343,766	\$92,802	\$82,000	\$6,189	\$1,801,566
Quality of Life	\$2,336,769	\$308,588	\$74,788	\$63,054	\$2,293	\$2,785,492
Total (Comprehensive Costs)	\$3,613,578	\$652,354	\$167,590	\$145,054	\$8,482	\$4,587,058

Huron County

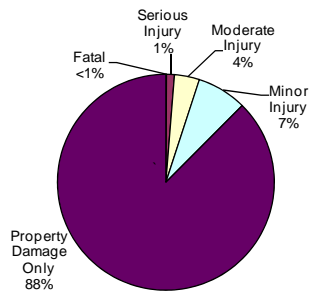
Traffic Crash Casualty Severity	Traffic Crash Casualties	Traffic Crash Costs
Fatal	2	\$7,223,916
Serious Injury	25	\$5,741,150
Moderate Injury	80	\$5,474,480
Minor Injury	159	\$6,345,690
Property Damage Only	1875	\$6,918,750
Total	2141	\$31,703,986
Average cost of traffic crash casualty	\$14,808	

Index Crime Category	Number of Index Crimes	Index Crime Costs
Murder	0	\$0
Rape	9	\$1,712,835
Aggravated Assault	23	\$317,423
Robbery	3	\$58,173
Larceny	392	\$611,128
Burglary	109	\$405,262
Motor Vehicle Theft	8	\$63,072
Total	544	\$3,167,893
Average cost of index crime	\$5,823	

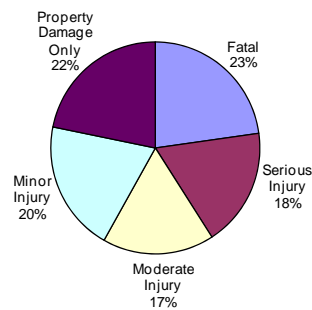
	Fatal	Serious Injury	Moderate Injury	Minor Injury	Property Damage Only	Total
Medical Care	\$80,102	\$1,116,825	\$1,047,360	\$1,088,832	\$660,000	\$3,993,119
Future Earnings (Lost Wages)	\$2,439,648	\$1,735,975	\$1,526,960	\$1,837,881	\$1,938,750	\$9,479,214
Public Services	\$1,718	\$7,300	\$10,960	\$15,582	\$50,625	\$86,185
Property Damage and Loss	\$28,910	\$158,550	\$403,520	\$718,044	\$3,110,625	\$4,419,649
Subtotal (Monetary Costs)	\$2,550,378	\$3,018,650	\$2,988,800	\$3,660,339	\$5,760,000	\$17,978,167
Quality of Life	\$4,673,538	\$2,722,500	\$2,485,680	\$2,685,351	\$1,158,750	\$13,725,819
Total (Comprehensive Costs)	\$7,223,916	\$5,741,150	\$5,474,480	\$6,345,690	\$6,918,750	\$31,703,986

	Murder	Rape	Aggravated Assault	Robbery	Larceny	Burglary	Motor Vehicle Theft	Total
Medical Care	\$0	\$48,348	\$19,918	\$7,926	\$0	\$0	\$0	\$76,192
Future Earnings (Lost Wages)	\$0	\$82,602	\$39,629	\$7,473	\$9,800	\$3,488	\$744	\$143,736
Public Services	\$0	\$6,687	\$7,245	\$1,296	\$196,000	\$47,742	\$2,488	\$261,458
Property Damage and Loss	\$0	\$1,350	\$1,748	\$3,789	\$405,328	\$308,797	\$56,824	\$777,836
Subtotal (Monetary Costs)	\$0	\$138,987	\$68,540	\$20,484	\$611,128	\$360,027	\$60,056	\$1,259,222
Quality of Life	\$0	\$1,573,848	\$248,883	\$37,689	\$0	\$45,235	\$3,016	\$1,908,671
Total (Comprehensive Costs)	\$0	\$1,712,835	\$317,423	\$58,173	\$611,128	\$405,262	\$63,072	\$3,167,893

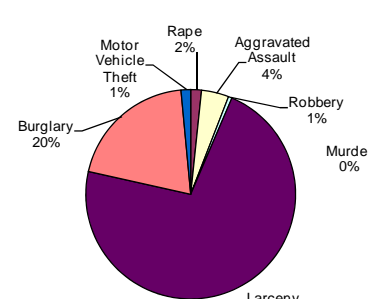
Traffic Crash Casualties



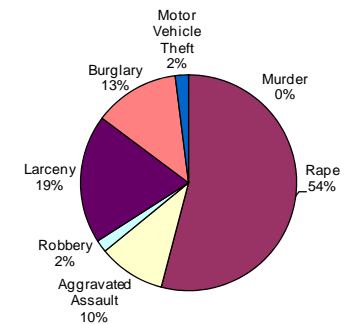
Traffic Crash Costs



Index Crimes



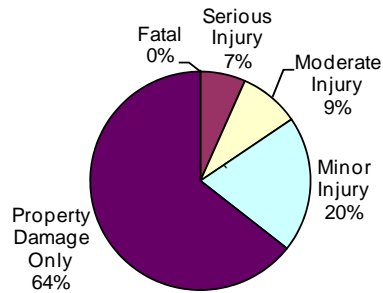
Index Crime Costs



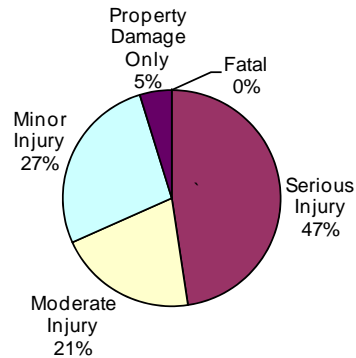
Huron County Alcohol-Involved Crashes

Traffic Crash Casualty Severity	Traffic Crash Casualties	Traffic Crash Costs
Fatal	0	\$0
Serious Injury	3	\$1,022,403
Moderate Injury	4	\$445,664
Minor Injury	9	\$577,260
Property Damage Only	29	\$102,544
Total	45	\$2,147,871
Average cost of traffic crash casualty	\$47,730	

Traffic Crash Casualties



Traffic Crash Costs

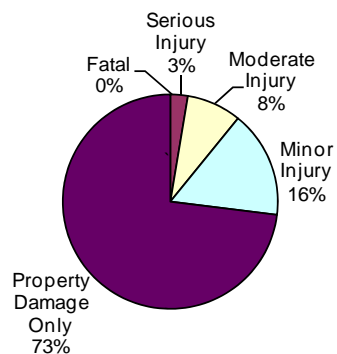


Costs of Alcohol-Involved Traffic Crashes in Huron County (2010 Dollars)						
	Fatal	Serious Injury	Moderate Injury	Minor Injury	Property Damage Only	Total
Medical Care	\$0	\$206,232	\$102,532	\$84,294	\$8,903	\$401,961
Future Earnings (Lost Wages)	\$0	\$301,260	\$117,772	\$146,403	\$28,275	\$593,710
Public Services	\$0	\$1,143	\$712	\$954	\$783	\$3,592
Property Damage and Loss	\$0	\$20,802	\$22,232	\$38,034	\$44,631	\$125,699
Subtotal (Monetary Costs)	\$0	\$529,437	\$243,248	\$269,685	\$82,592	\$1,124,962
Quality of Life	\$0	\$492,966	\$202,416	\$307,575	\$19,952	\$1,022,909
Total (Comprehensive Costs)	\$0	\$1,022,403	\$445,664	\$577,260	\$102,544	\$2,147,871

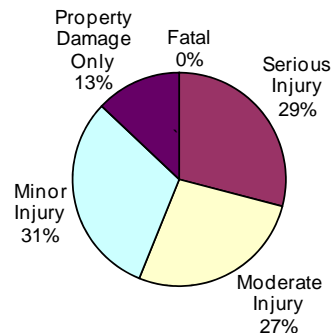
Huron County Teen-Involved Crashes

Traffic Crash Casualty Severity	Traffic Crash Casualties	Traffic Crash Costs
Fatal	0	\$0
Serious Injury	8	\$1,837,168
Moderate Injury	25	\$1,710,775
Minor Injury	49	\$1,955,590
Property Damage Only	222	\$819,180
Total	304	\$6,322,713
Average cost of traffic crash casualty	\$20,798	

Traffic Crash Casualties



Traffic Crash Costs

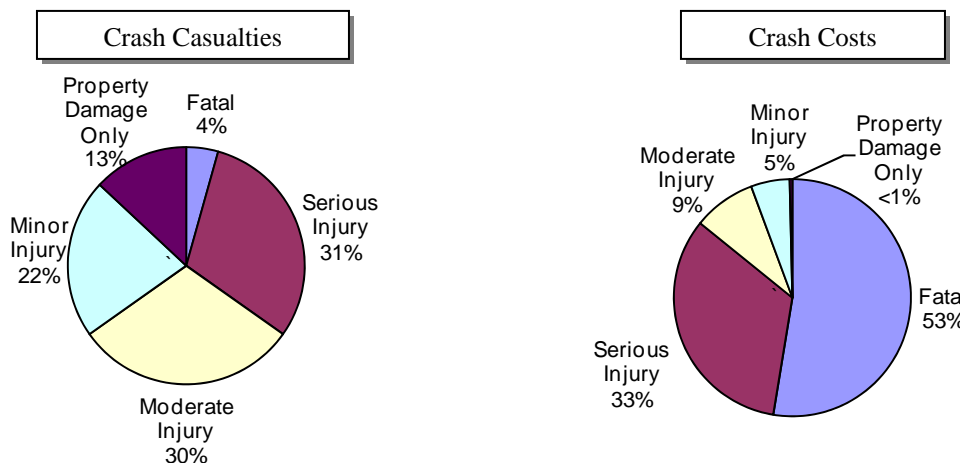


Costs of Teen Driver Traffic Crashes in Huron County (2010 Dollars)

	Fatal	Serious Injury	Moderate Injury	Minor Injury	Property Damage Only	Total
Medical Care	\$0	\$357,384	\$327,300	\$335,552	\$78,144	\$1,098,380
Future Earnings (Lost Wages)	\$0	\$555,512	\$477,175	\$566,391	\$229,548	\$1,828,626
Public Services	\$0	\$2,336	\$3,425	\$4,802	\$5,994	\$16,557
Property Damage and Loss	\$0	\$50,736	\$126,100	\$221,284	\$368,298	\$766,418
Subtotal (Monetary Costs)	\$0	\$965,968	\$934,000	\$1,128,029	\$681,984	\$3,709,981
Quality of Life	\$0	\$871,200	\$776,775	\$827,561	\$137,196	\$2,612,732
Total (Comprehensive Costs)	\$0	\$1,837,168	\$1,710,775	\$1,955,590	\$819,180	\$6,322,713

Huron County Motorcycle-Involved Crashes

Motorcyclist Casualty Severity	Crash Casualties	Crash Costs
Fatal	1	\$3,613,578
Serious Injury	7	\$2,283,239
Moderate Injury	7	\$586,565
Minor Injury	5	\$362,635
Property Damage Only	3	\$25,446
Total	23	\$6,871,463
Average cost of motorcyclist casualty	\$298,759	



Costs of Motorcycle Traffic Crashes in Huron County (2010 Dollars)						
	Fatal	Serious Injury	Moderate Injury	Minor Injury	Property Damage Only	Total
Medical Care	\$40,110	\$437,353	\$107,709	\$51,265	\$3,210	\$639,647
Future Earnings (Lost Wages)	\$1,220,446	\$714,777	\$176,554	\$125,475	\$7,098	\$2,244,350
Public Services	\$859	\$2,814	\$1,274	\$870	\$144	\$5,961
Property Damage and Loss	\$15,394	\$48,237	\$39,270	\$27,390	\$8,115	\$138,406
Subtotal (Monetary Costs)	\$1,276,809	\$1,203,181	\$324,807	\$205,000	\$18,567	\$3,028,364
Quality of Life	\$2,336,769	\$1,080,058	\$261,758	\$157,635	\$6,879	\$3,843,099
Total (Comprehensive Costs)	\$3,613,578	\$2,283,239	\$586,565	\$362,635	\$25,446	\$6,871,463

Ingham County

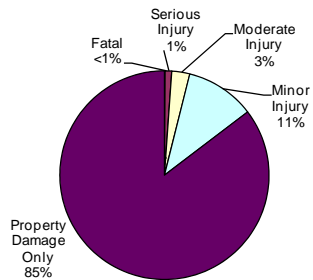
Traffic Crash Casualty Severity	Traffic Crash Casualties	Traffic Crash Costs
Fatal	13	\$46,955,454
Serious Injury	144	\$33,069,024
Moderate Injury	390	\$26,688,090
Minor Injury	1508	\$60,184,280
Property Damage Only	11980	\$44,206,200
Total	14035	\$211,103,048
Average cost of traffic crash casualty	\$15,041	

Index Crime Category	Number of Index Crimes	Index Crime Costs
Murder	10	\$42,871,560
Rape	143	\$27,215,045
Aggravated Assault	971	\$13,400,771
Robbery	320	\$6,205,120
Larceny	6036	\$9,410,124
Burglary	2258	\$8,395,244
Motor Vehicle Theft	334	\$2,633,256
Total	10072	\$110,131,120
Average cost of index crime	\$10,934	

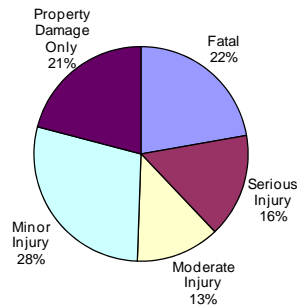
	Fatal	Serious Injury	Moderate Injury	Minor Injury	Property Damage Only	Total
Medical Care	\$520,663	\$6,432,912	\$5,105,880	\$10,326,784	\$4,216,960	\$26,603,199
Future Earnings (Lost Wages)	\$15,857,712	\$9,999,216	\$7,443,930	\$17,430,972	\$12,387,320	\$63,119,150
Public Services	\$11,167	\$42,048	\$53,430	\$147,784	\$323,460	\$577,889
Property Damage and Loss	\$187,915	\$913,248	\$1,967,160	\$6,810,128	\$19,874,820	\$29,753,271
Subtotal (Monetary Costs)	\$16,577,457	\$17,387,424	\$14,570,400	\$34,715,668	\$36,802,560	\$120,053,509
Quality of Life	\$30,377,997	\$15,681,600	\$12,117,690	\$25,468,612	\$7,403,640	\$91,049,539
Total (Comprehensive Costs)	\$46,955,454	\$33,069,024	\$26,688,090	\$60,184,280	\$44,206,200	\$211,103,048

	Murder	Rape	Aggravated Assault	Robbery	Larceny	Burglary	Motor Vehicle Theft	Total
Medical Care	\$448,330	\$768,196	\$840,886	\$845,440	\$0	\$0	\$0	\$2,902,852
Future Earnings (Lost Wages)	\$15,285,150	\$1,312,454	\$1,673,033	\$797,120	\$150,900	\$72,256	\$31,062	\$19,321,975
Public Services	\$28,260	\$106,249	\$305,865	\$138,240	\$3,018,000	\$989,004	\$103,874	\$4,689,492
Property Damage and Loss	\$17,330	\$21,450	\$73,796	\$404,160	\$6,241,224	\$6,396,914	\$2,372,402	\$15,527,276
Subtotal (Monetary Costs)	\$15,779,070	\$2,208,349	\$2,893,580	\$2,184,960	\$9,410,124	\$7,458,174	\$2,507,338	\$42,441,595
Quality of Life	\$27,092,490	\$25,006,696	\$10,507,191	\$4,020,160	\$0	\$937,070	\$125,918	\$67,689,525
Total (Comprehensive Costs)	\$42,871,560	\$27,215,045	\$13,400,771	\$6,205,120	\$9,410,124	\$8,395,244	\$2,633,256	\$110,131,120

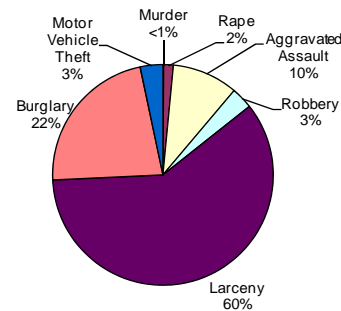
Traffic Crash Casualties



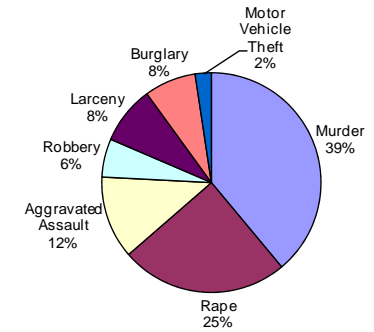
Traffic Crash Costs



Index Crimes



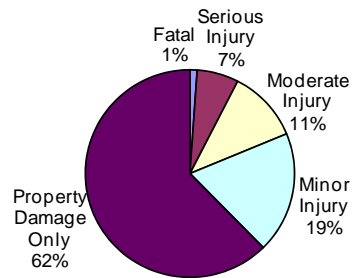
Index Crime Costs



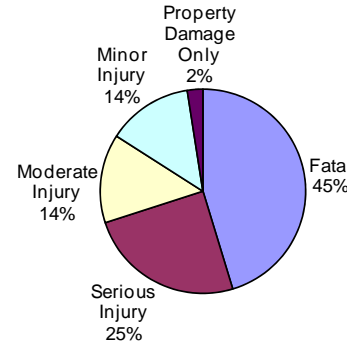
Ingham County Alcohol-Involved Crashes

Traffic Crash Casualty Severity	Traffic Crash Casualties	Traffic Crash Costs
Fatal	5	\$18,059,790
Serious Injury	29	\$9,883,229
Moderate Injury	50	\$5,570,800
Minor Injury	84	\$5,387,760
Property Damage Only	279	\$986,544
Total	447	\$39,888,123
Average cost of traffic crash casualty	\$89,235	

Traffic Crash Casualties



Traffic Crash Costs

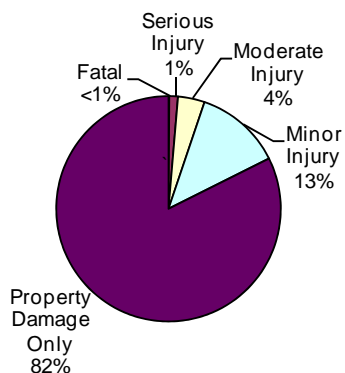


Costs of Alcohol-Involved Traffic Crashes in Ingham County (2010 Dollars)						
	Fatal	Serious Injury	Moderate Injury	Minor Injury	Property Damage Only	Total
Medical Care	\$200,255	\$1,993,576	\$1,281,650	\$786,744	\$85,653	\$4,347,878
Future Earnings (Lost Wages)	\$6,099,120	\$2,912,180	\$1,472,150	\$1,366,428	\$272,025	\$12,121,903
Public Services	\$4,295	\$11,049	\$8,900	\$8,904	\$7,533	\$40,681
Property Damage and Loss	\$72,275	\$201,086	\$277,900	\$354,984	\$429,381	\$1,335,626
Subtotal (Monetary Costs)	\$6,375,945	\$5,117,891	\$3,040,600	\$2,517,060	\$794,592	\$17,846,088
Quality of Life	\$11,683,845	\$4,765,338	\$2,530,200	\$2,870,700	\$191,952	\$22,042,035
Total (Comprehensive Costs)	\$18,059,790	\$9,883,229	\$5,570,800	\$5,387,760	\$986,544	\$39,888,123

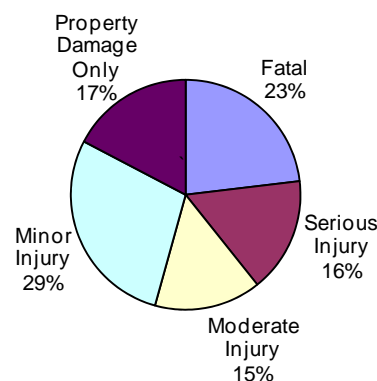
Ingham County Teen-Involved Crashes

Traffic Crash Casualty Severity	Traffic Crash Casualties	Traffic Crash Costs
Fatal	3	\$10,835,874
Serious Injury	33	\$7,578,318
Moderate Injury	103	\$7,048,393
Minor Injury	333	\$13,290,030
Property Damage Only	2203	\$8,129,070
Total	2675	\$46,881,685
Average cost of traffic crash casualty	\$17,526	

Traffic Crash Casualties



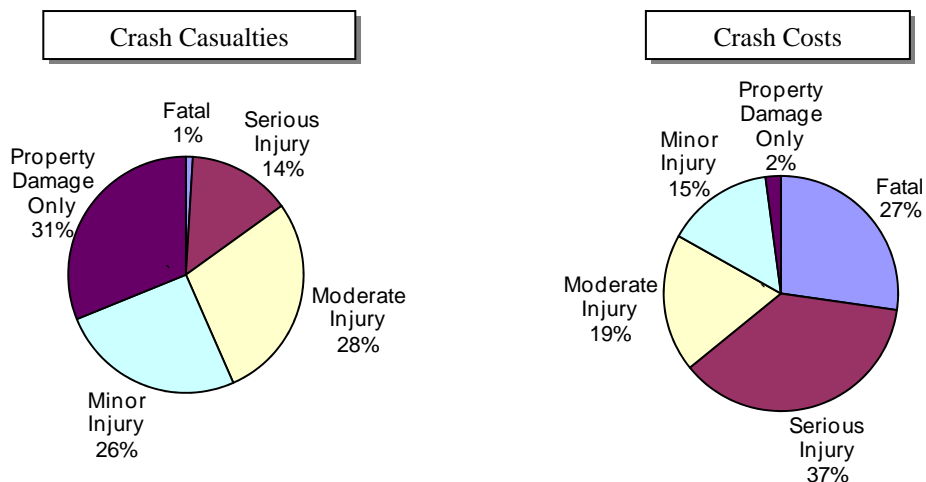
Traffic Crash Costs



Costs of Teen Driver Traffic Crashes in Ingham County (2010 Dollars)						
	Fatal	Serious Injury	Moderate Injury	Minor Injury	Property Damage Only	Total
Medical Care	\$120,153	\$1,474,209	\$1,348,476	\$2,280,384	\$775,456	\$5,998,678
Future Earnings (Lost Wages)	\$3,659,472	\$2,291,487	\$1,965,961	\$3,849,147	\$2,277,902	\$14,043,969
Public Services	\$2,577	\$9,636	\$14,111	\$32,634	\$59,481	\$118,439
Property Damage and Loss	\$43,365	\$209,286	\$519,532	\$1,503,828	\$3,654,777	\$5,930,788
Subtotal (Monetary Costs)	\$3,825,567	\$3,984,618	\$3,848,080	\$7,665,993	\$6,767,616	\$26,091,874
Quality of Life	\$7,010,307	\$3,593,700	\$3,200,313	\$5,624,037	\$1,361,454	\$20,789,811
Total (Comprehensive Costs)	\$10,835,874	\$7,578,318	\$7,048,393	\$13,290,030	\$8,129,070	\$46,881,685

Ingham County Motorcycle-Involved Crashes

Motorcyclist Casualty Severity	Crash Casualties	Crash Costs
Fatal	1	\$3,613,578
Serious Injury	15	\$4,892,655
Moderate Injury	30	\$2,513,850
Minor Injury	27	\$1,958,229
Property Damage Only	33	\$279,906
Total	106	\$13,258,218
Average cost of motorcyclist casualty		\$125,078



Costs of Motorcycle Traffic Crashes in Ingham County (2010 Dollars)						
	Fatal	Serious Injury	Moderate Injury	Minor Injury	Property Damage Only	Total
Medical Care	\$40,110	\$937,185	\$461,610	\$276,831	\$35,310	\$1,751,046
Future Earnings (Lost Wages)	\$1,220,446	\$1,531,665	\$756,660	\$677,565	\$78,078	\$4,264,414
Public Services	\$859	\$6,030	\$5,460	\$4,698	\$1,584	\$18,631
Property Damage and Loss	\$15,394	\$103,365	\$168,300	\$147,906	\$89,265	\$524,230
Subtotal (Monetary Costs)	\$1,276,809	\$2,578,245	\$1,392,030	\$1,107,000	\$204,237	\$6,558,321
Quality of Life	\$2,336,769	\$2,314,410	\$1,121,820	\$851,229	\$75,669	\$6,699,897
Total (Comprehensive Costs)	\$3,613,578	\$4,892,655	\$2,513,850	\$1,958,229	\$279,906	\$13,258,218

Ionia County

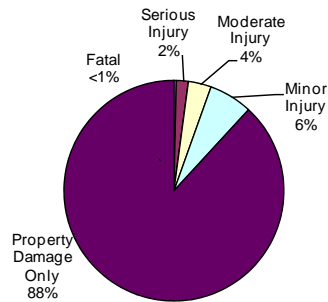
Traffic Crash Casualty Severity	Traffic Crash Casualties	Traffic Crash Costs
Fatal	10	\$36,119,580
Serious Injury	50	\$11,482,300
Moderate Injury	96	\$6,569,376
Minor Injury	181	\$7,223,710
Property Damage Only	2503	\$9,236,070
Total	2840	\$70,631,036
Average cost of traffic crash casualty	\$24,870	

Index Crime Category	Number of Index Crimes	Index Crime Costs
Murder	0	\$0
Rape	46	\$8,754,490
Aggravated Assault	62	\$855,662
Robbery	3	\$58,173
Larceny	937	\$1,460,783
Burglary	375	\$1,394,250
Motor Vehicle Theft	49	\$386,316
Total	1472	\$12,909,674
Average cost of index crime	\$8,770	

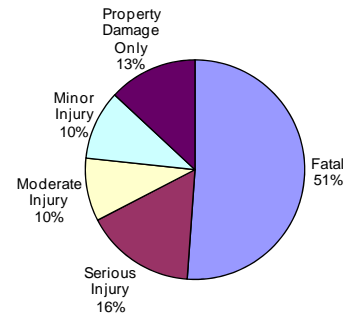
	Fatal	Serious Injury	Moderate Injury	Minor Injury	Property Damage Only	Total
Medical Care	\$400,510	\$2,233,650	\$1,256,832	\$1,239,488	\$881,056	\$6,011,536
Future Earnings (Lost Wages)	\$12,198,240	\$3,471,950	\$1,832,352	\$2,092,179	\$2,588,102	\$22,182,823
Public Services	\$8,590	\$14,600	\$13,152	\$17,738	\$67,581	\$121,661
Property Damage and Loss	\$144,550	\$317,100	\$484,224	\$817,396	\$4,152,477	\$5,915,747
Subtotal (Monetary Costs)	\$12,751,890	\$6,037,300	\$3,586,560	\$4,166,801	\$7,689,216	\$34,231,767
Quality of Life	\$23,367,690	\$5,445,000	\$2,982,816	\$3,056,909	\$1,546,854	\$36,399,269
Total (Comprehensive Costs)	\$36,119,580	\$11,482,300	\$6,569,376	\$7,223,710	\$9,236,070	\$70,631,036

	Murder	Rape	Aggravated Assault	Robbery	Larceny	Burglary	Motor Vehicle Theft	Total
Medical Care	\$0	\$247,112	\$53,692	\$7,926	\$0	\$0	\$0	\$308,730
Future Earnings (Lost Wages)	\$0	\$422,188	\$106,826	\$7,473	\$23,425	\$12,000	\$4,557	\$576,469
Public Services	\$0	\$34,178	\$19,530	\$1,296	\$468,500	\$164,250	\$15,239	\$702,993
Property Damage and Loss	\$0	\$6,900	\$4,712	\$3,789	\$968,858	\$1,062,375	\$348,047	\$2,394,681
Subtotal (Monetary Costs)	\$0	\$710,378	\$184,760	\$20,484	\$1,460,783	\$1,238,625	\$367,843	\$3,982,873
Quality of Life	\$0	\$8,044,112	\$670,902	\$37,689	\$0	\$155,625	\$18,473	\$8,926,801
Total (Comprehensive Costs)	\$0	\$8,754,490	\$855,662	\$58,173	\$1,460,783	\$1,394,250	\$386,316	\$12,909,674

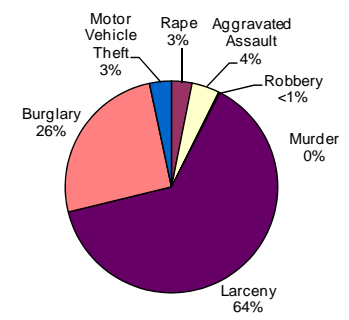
Traffic Crash Casualties



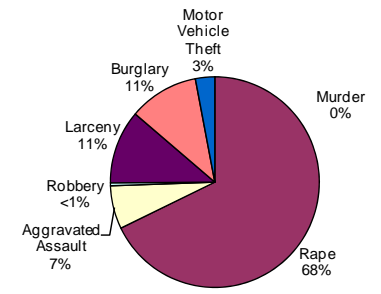
Traffic Crash Costs



Index Crimes

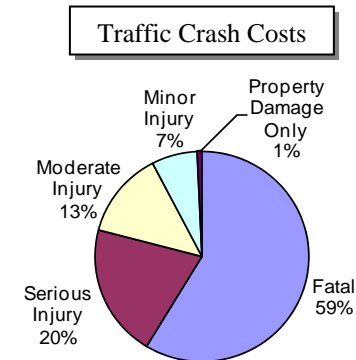
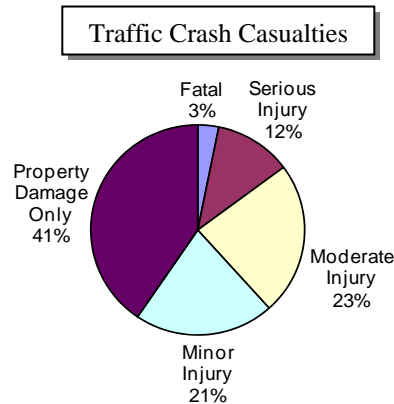


Index Crime Costs



Ionia County Alcohol-Involved Crashes

Traffic Crash Casualty Severity	Traffic Crash Casualties	Traffic Crash Costs
Fatal	3	\$10,835,874
Serious Injury	11	\$3,748,811
Moderate Injury	22	\$2,451,152
Minor Injury	20	\$1,282,800
Property Damage Only	38	\$134,368
Total	94	\$18,453,005
Average cost of traffic crash casualty	\$196,309	

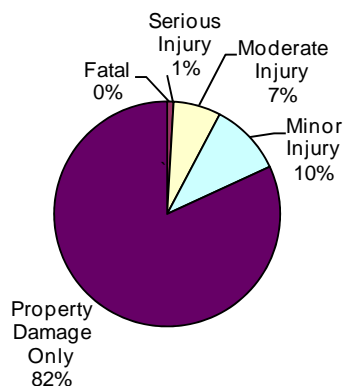


Costs of Alcohol-Involved Traffic Crashes in Ionia County (2010 Dollars)						
	Fatal	Serious Injury	Moderate Injury	Minor Injury	Property Damage Only	Total
Medical Care	\$120,153	\$756,184	\$563,926	\$187,320	\$11,666	\$1,639,249
Future Earnings (Lost Wages)	\$3,659,472	\$1,104,620	\$647,746	\$325,340	\$37,050	\$5,774,228
Public Services	\$2,577	\$4,191	\$3,916	\$2,120	\$1,026	\$13,830
Property Damage and Loss	\$43,365	\$76,274	\$122,276	\$84,520	\$58,482	\$384,917
Subtotal (Monetary Costs)	\$3,825,567	\$1,941,269	\$1,337,864	\$599,300	\$108,224	\$7,812,224
Quality of Life	\$7,010,307	\$1,807,542	\$1,113,288	\$683,500	\$26,144	\$10,640,781
Total (Comprehensive Costs)	\$10,835,874	\$3,748,811	\$2,451,152	\$1,282,800	\$134,368	\$18,453,005

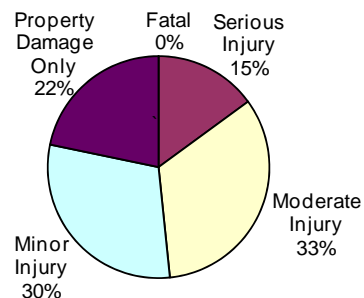
Ionia County Teen-Involved Crashes

Traffic Crash Casualty Severity	Traffic Crash Casualties	Traffic Crash Costs
Fatal	0	\$0
Serious Injury	4	\$918,584
Moderate Injury	30	\$2,052,930
Minor Injury	46	\$1,835,860
Property Damage Only	362	\$1,335,780
Total	442	\$6,143,154
Average cost of traffic crash casualty	\$13,899	

Traffic Crash Casualties



Traffic Crash Costs

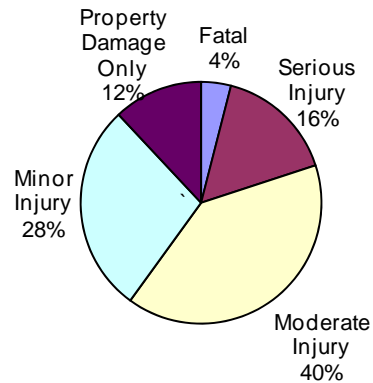


Costs of Teen Driver Traffic Crashes in Ionia County (2010 Dollars)						
	Fatal	Serious Injury	Moderate Injury	Minor Injury	Property Damage Only	Total
Medical Care	\$0	\$178,692	\$392,760	\$315,008	\$127,424	\$1,013,884
Future Earnings (Lost Wages)	\$0	\$277,756	\$572,610	\$531,714	\$374,308	\$1,756,388
Public Services	\$0	\$1,168	\$4,110	\$4,508	\$9,774	\$19,560
Property Damage and Loss	\$0	\$25,368	\$151,320	\$207,736	\$600,558	\$984,982
Subtotal (Monetary Costs)	\$0	\$482,984	\$1,120,800	\$1,058,966	\$1,112,064	\$3,774,814
Quality of Life	\$0	\$435,600	\$932,130	\$776,894	\$223,716	\$2,368,340
Total (Comprehensive Costs)	\$0	\$918,584	\$2,052,930	\$1,835,860	\$1,335,780	\$6,143,154

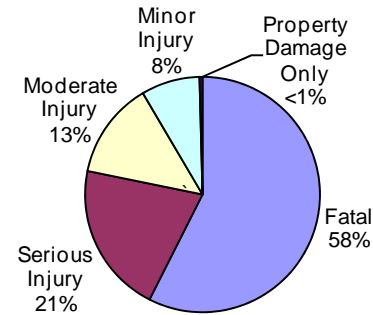
Ionia County Motorcycle-Involved Crashes

Motorcyclist Casualty Severity	Crash Casualties	Crash Costs
Fatal	1	\$3,613,578
Serious Injury	4	\$1,304,708
Moderate Injury	10	\$837,950
Minor Injury	7	\$507,689
Property Damage Only	3	\$25,446
Total	25	\$6,289,371
Average cost of motorcyclist casualty	\$251,575	

Crash Casualties



Crash Costs



Costs of Motorcycle Traffic Crashes in Ionia County (2010 Dollars)						
	Fatal	Serious Injury	Moderate Injury	Minor Injury	Property Damage Only	Total
Medical Care	\$40,110	\$249,916	\$153,870	\$71,771	\$3,210	\$518,877
Future Earnings (Lost Wages)	\$1,220,446	\$408,444	\$252,220	\$175,665	\$7,098	\$2,063,873
Public Services	\$859	\$1,608	\$1,820	\$1,218	\$144	\$5,649
Property Damage and Loss	\$15,394	\$27,564	\$56,100	\$38,346	\$8,115	\$145,519
Subtotal (Monetary Costs)	\$1,276,809	\$687,532	\$464,010	\$287,000	\$18,567	\$2,733,918
Quality of Life	\$2,336,769	\$617,176	\$373,940	\$220,689	\$6,879	\$3,555,453
Total (Comprehensive Costs)	\$3,613,578	\$1,304,708	\$837,950	\$507,689	\$25,446	\$6,289,371

Iosco County

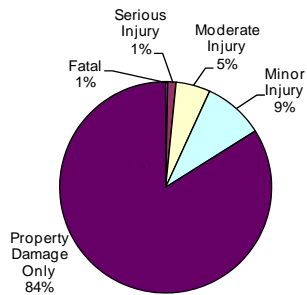
Traffic Crash Casualty Severity	Traffic Crash Casualties	Traffic Crash Costs
Fatal	3	\$10,835,874
Serious Injury	12	\$2,755,752
Moderate Injury	50	\$3,421,550
Minor Injury	88	\$3,512,080
Property Damage Only	800	\$2,952,000
Total	953	\$23,477,256
Average cost of traffic crash casualty	\$24,635	

Index Crime Category	Number of Index Crimes	Index Crime Costs
Murder	0	\$0
Rape	20	\$3,806,300
Aggravated Assault	30	\$414,030
Robbery	5	\$96,955
Larceny	376	\$586,184
Burglary	224	\$832,832
Motor Vehicle Theft	20	\$157,680
Total	675	\$5,893,981
Average cost of index crime	\$8,732	

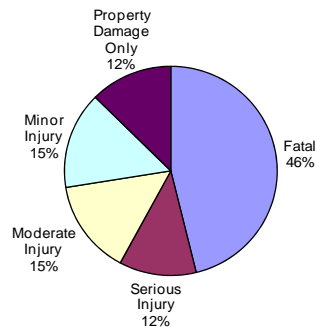
	Fatal	Serious Injury	Moderate Injury	Minor Injury	Property Damage Only	Total
Medical Care	\$120,153	\$536,076	\$654,600	\$602,624	\$281,600	\$2,195,053
Future Earnings (Lost Wages)	\$3,659,472	\$833,268	\$954,350	\$1,017,192	\$827,200	\$7,291,482
Public Services	\$2,577	\$3,504	\$6,850	\$8,624	\$21,600	\$43,155
Property Damage and Loss	\$43,365	\$76,104	\$252,200	\$397,408	\$1,327,200	\$2,096,277
Subtotal (Monetary Costs)	\$3,825,567	\$1,448,952	\$1,868,000	\$2,025,848	\$2,457,600	\$11,625,967
Quality of Life	\$7,010,307	\$1,306,800	\$1,553,550	\$1,486,232	\$494,400	\$11,851,289
Total (Comprehensive Costs)	\$10,835,874	\$2,755,752	\$3,421,550	\$3,512,080	\$2,952,000	\$23,477,256

	Murder	Rape	Aggravated Assault	Robbery	Larceny	Burglary	Motor Vehicle Theft	Total
Medical Care	\$0	\$107,440	\$25,980	\$13,210	\$0	\$0	\$0	\$146,630
Future Earnings (Lost Wages)	\$0	\$183,560	\$51,690	\$12,455	\$9,400	\$7,168	\$1,860	\$266,133
Public Services	\$0	\$14,860	\$9,450	\$2,160	\$188,000	\$98,112	\$6,220	\$318,802
Property Damage and Loss	\$0	\$3,000	\$2,280	\$6,315	\$388,784	\$634,592	\$142,060	\$1,177,031
Subtotal (Monetary Costs)	\$0	\$308,860	\$89,400	\$34,140	\$586,184	\$739,872	\$150,140	\$1,908,596
Quality of Life	\$0	\$3,497,440	\$324,630	\$62,815	\$0	\$92,960	\$7,540	\$3,985,385
Total (Comprehensive Costs)	\$0	\$3,806,300	\$414,030	\$96,955	\$586,184	\$832,832	\$157,680	\$5,893,981

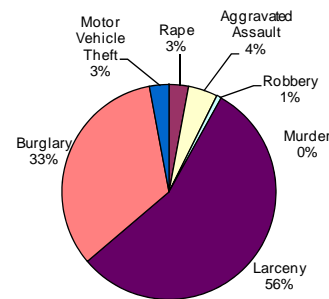
Traffic Crash Casualties



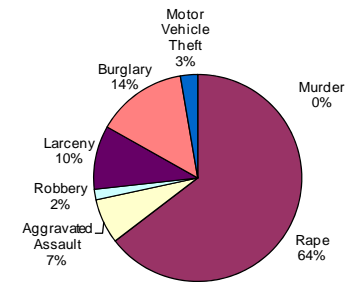
Traffic Crash Costs



Index Crimes



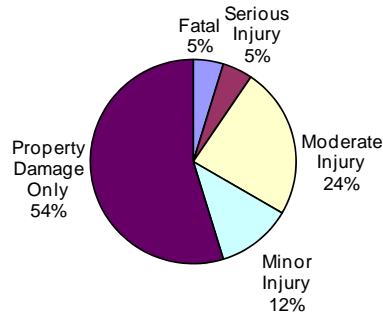
Index Crime Costs



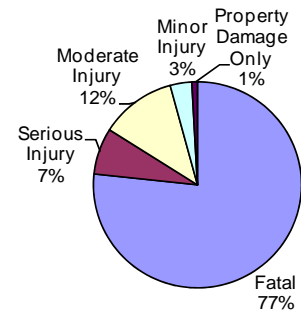
Iosco County Alcohol-Involved Crashes

Traffic Crash Casualty Severity	Traffic Crash Casualties	Traffic Crash Costs
Fatal	2	\$7,223,916
Serious Injury	2	\$681,602
Moderate Injury	10	\$1,114,160
Minor Injury	5	\$320,700
Property Damage Only	23	\$81,328
Total	42	\$9,421,706
Average cost of traffic crash casualty	\$224,326	

Traffic Crash Casualties



Traffic Crash Costs

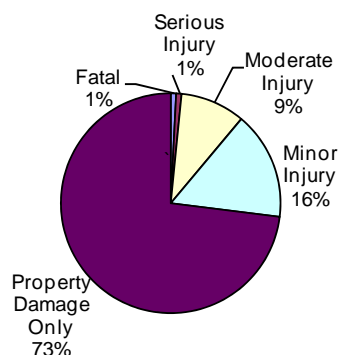


Costs of Alcohol-Involved Traffic Crashes in Iosco County (2010 Dollars)						
	Fatal	Serious Injury	Moderate Injury	Minor Injury	Property Damage Only	Total
Medical Care	\$80,102	\$137,488	\$256,330	\$46,830	\$7,061	\$527,811
Future Earnings (Lost Wages)	\$2,439,648	\$200,840	\$294,430	\$81,335	\$22,425	\$3,038,678
Public Services	\$1,718	\$762	\$1,780	\$530	\$621	\$5,411
Property Damage and Loss	\$28,910	\$13,868	\$55,580	\$21,130	\$35,397	\$154,885
Subtotal (Monetary Costs)	\$2,550,378	\$352,958	\$608,120	\$149,825	\$65,504	\$3,726,785
Quality of Life	\$4,673,538	\$328,644	\$506,040	\$170,875	\$15,824	\$5,694,921
Total (Comprehensive Costs)	\$7,223,916	\$681,602	\$1,114,160	\$320,700	\$81,328	\$9,421,706

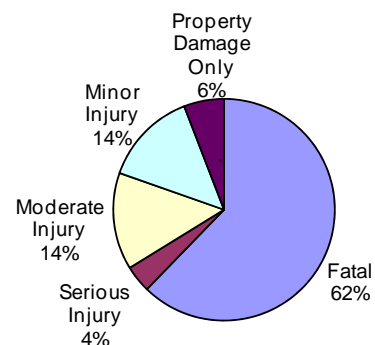
Iosco County Teen-Involved Crashes

Traffic Crash Casualty Severity	Traffic Crash Casualties	Traffic Crash Costs
Fatal	1	\$3,611,958
Serious Injury	1	\$229,646
Moderate Injury	12	\$821,172
Minor Injury	20	\$798,200
Property Damage Only	92	\$339,480
Total	126	\$5,800,456
Average cost of traffic crash casualty	\$46,035	

Traffic Crash Casualties



Traffic Crash Costs

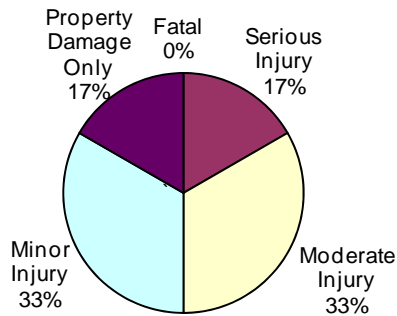


Costs of Teen Driver Traffic Crashes in Iosco County (2010 Dollars)						
	Fatal	Serious Injury	Moderate Injury	Minor Injury	Property Damage Only	Total
Medical Care	\$40,051	\$44,673	\$157,104	\$136,960	\$32,384	\$411,172
Future Earnings (Lost Wages)	\$1,219,824	\$69,439	\$229,044	\$231,180	\$95,128	\$1,844,615
Public Services	\$859	\$292	\$1,644	\$1,960	\$2,484	\$7,239
Property Damage and Loss	\$14,455	\$6,342	\$60,528	\$90,320	\$152,628	\$324,273
Subtotal (Monetary Costs)	\$1,275,189	\$120,746	\$448,320	\$460,420	\$282,624	\$2,587,299
Quality of Life	\$2,336,769	\$108,900	\$372,852	\$337,780	\$56,856	\$3,213,157
Total (Comprehensive Costs)	\$3,611,958	\$229,646	\$821,172	\$798,200	\$339,480	\$5,800,456

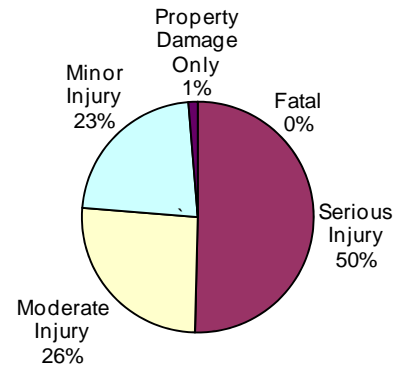
Iosco County Motorcycle-Involved Crashes

Motorcyclist Casualty Severity	Crash Casualties	Crash Costs
Fatal	0	\$0
Serious Injury	2	\$652,354
Moderate Injury	4	\$335,180
Minor Injury	4	\$290,108
Property Damage Only	2	\$16,964
Total	12	\$1,294,606
Average cost of motorcyclist casualty	\$107,884	

Crash Casualties



Crash Costs



Costs of Motorcycle Traffic Crashes in Iosco County (2010 Dollars)						
	Fatal	Serious Injury	Moderate Injury	Minor Injury	Property Damage Only	Total
Medical Care	\$0	\$124,958	\$61,548	\$41,012	\$2,140	\$229,658
Future Earnings (Lost Wages)	\$0	\$204,222	\$100,888	\$100,380	\$4,732	\$410,222
Public Services	\$0	\$804	\$728	\$696	\$96	\$2,324
Property Damage and Loss	\$0	\$13,782	\$22,440	\$21,912	\$5,410	\$63,544
Subtotal (Monetary Costs)	\$0	\$343,766	\$185,604	\$164,000	\$12,378	\$705,748
Quality of Life	\$0	\$308,588	\$149,576	\$126,108	\$4,586	\$588,858
Total (Comprehensive Costs)	\$0	\$652,354	\$335,180	\$290,108	\$16,964	\$1,294,606

Iron County

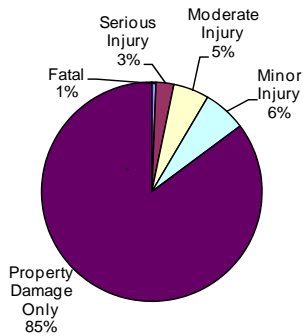
Traffic Crash Casualty Severity	Traffic Crash Casualties	Traffic Crash Costs
Fatal	4	\$14,447,832
Serious Injury	17	\$3,903,982
Moderate Injury	34	\$2,326,654
Minor Injury	41	\$1,636,310
Property Damage Only	554	\$2,044,260
Total	650	\$24,359,038
Average cost of traffic crash casualty	\$37,475	

Index Crime Category	Number of Index Crimes	Index Crime Costs
Murder	1	\$4,287,156
Rape	8	\$1,522,520
Aggravated Assault	10	\$138,010
Robbery	0	\$0
Larceny	136	\$212,024
Burglary	74	\$275,132
Motor Vehicle Theft	11	\$86,724
Total	240	\$6,521,566
Average cost of index crime	\$27,173	

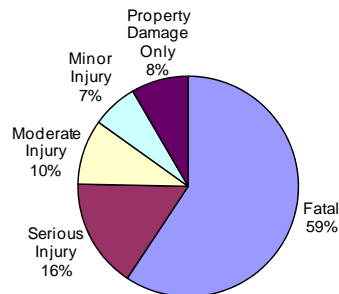
	Fatal	Serious Injury	Moderate Injury	Minor Injury	Property Damage Only	Total
Medical Care	\$160,204	\$759,441	\$445,128	\$280,768	\$195,008	\$1,840,549
Future Earnings (Lost Wages)	\$4,879,296	\$1,180,463	\$648,958	\$473,919	\$572,836	\$7,755,472
Public Services	\$3,436	\$4,964	\$4,658	\$4,018	\$14,958	\$32,034
Property Damage and Loss	\$57,820	\$107,814	\$171,496	\$185,156	\$919,086	\$1,441,372
Subtotal (Monetary Costs)	\$5,100,756	\$2,052,682	\$1,270,240	\$943,861	\$1,701,888	\$11,069,427
Quality of Life	\$9,347,076	\$1,851,300	\$1,056,414	\$692,449	\$342,372	\$13,289,611
Total (Comprehensive Costs)	\$14,447,832	\$3,903,982	\$2,326,654	\$1,636,310	\$2,044,260	\$24,359,038

	Murder	Rape	Aggravated Assault	Robbery	Larceny	Burglary	Motor Vehicle Theft	Total
Medical Care	\$44,833	\$42,976	\$8,660	\$0	\$0	\$0	\$0	\$96,469
Future Earnings (Lost Wages)	\$1,528,515	\$73,424	\$17,230	\$0	\$3,400	\$2,368	\$1,023	\$1,625,960
Public Services	\$2,826	\$5,944	\$3,150	\$0	\$68,000	\$32,412	\$3,421	\$115,753
Property Damage and Loss	\$1,733	\$1,200	\$760	\$0	\$140,624	\$209,642	\$78,133	\$432,092
Subtotal (Monetary Costs)	\$1,577,907	\$123,544	\$29,800	\$0	\$212,024	\$244,422	\$82,577	\$2,270,274
Quality of Life	\$2,709,249	\$1,398,976	\$108,210	\$0	\$0	\$30,710	\$4,147	\$4,251,292
Total (Comprehensive Costs)	\$4,287,156	\$1,522,520	\$138,010	\$0	\$212,024	\$275,132	\$86,724	\$6,521,566

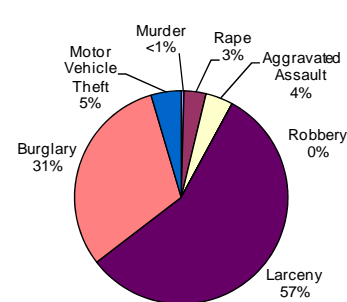
Traffic Crash Casualties



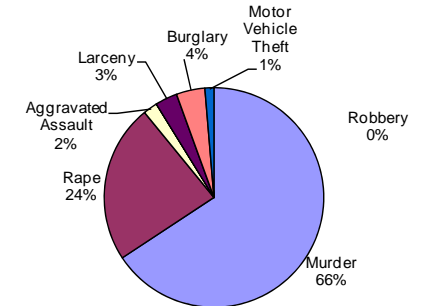
Traffic Crash Costs



Index Crimes



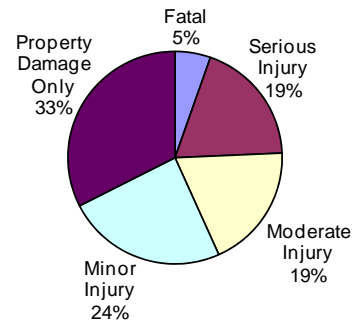
Index Crime Costs



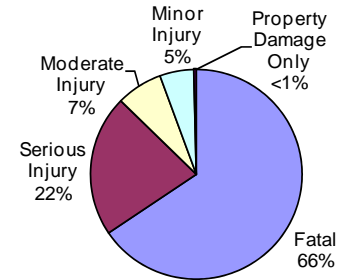
Iron County Alcohol-Involved Crashes

Traffic Crash Casualty Severity	Traffic Crash Casualties	Traffic Crash Costs
Fatal	2	\$7,223,916
Serious Injury	7	\$2,385,607
Moderate Injury	7	\$779,912
Minor Injury	9	\$577,260
Property Damage Only	12	\$42,432
Total	37	\$11,009,127
Average cost of traffic crash casualty	\$297,544	

Traffic Crash Casualties



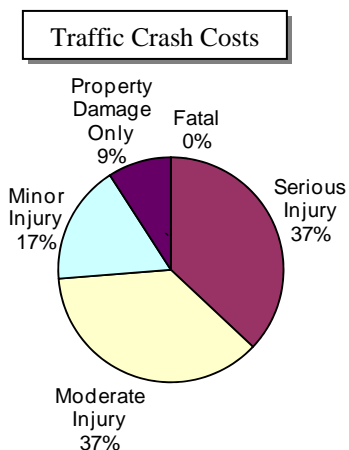
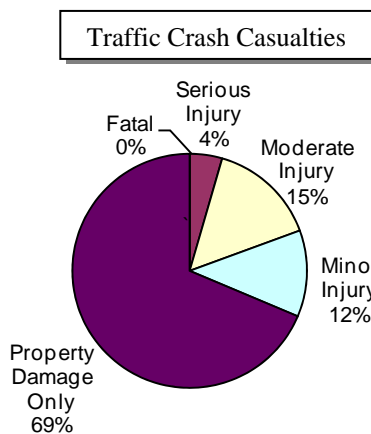
Traffic Crash Costs



Costs of Alcohol-Involved Traffic Crashes in Iron County (2010 Dollars)						
	Fatal	Serious Injury	Moderate Injury	Minor Injury	Property Damage Only	Total
Medical Care	\$80,102	\$481,208	\$179,431	\$84,294	\$3,684	\$828,719
Future Earnings (Lost Wages)	\$2,439,648	\$702,940	\$206,101	\$146,403	\$11,700	\$3,506,792
Public Services	\$1,718	\$2,667	\$1,246	\$954	\$324	\$6,909
Property Damage and Loss	\$28,910	\$48,538	\$38,906	\$38,034	\$18,468	\$172,856
Subtotal (Monetary Costs)	\$2,550,378	\$1,235,353	\$425,684	\$269,685	\$34,176	\$4,515,276
Quality of Life	\$4,673,538	\$1,150,254	\$354,228	\$307,575	\$8,256	\$6,493,851
Total (Comprehensive Costs)	\$7,223,916	\$2,385,607	\$779,912	\$577,260	\$42,432	\$11,009,127

Iron County Teen-Involved Crashes

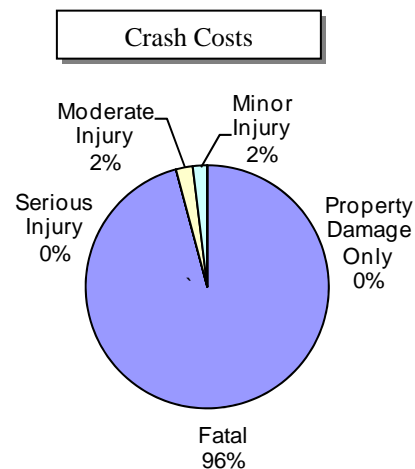
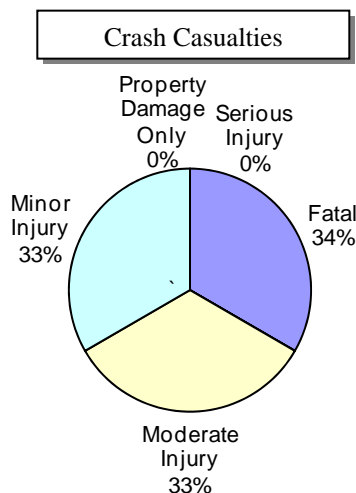
Traffic Crash Casualty Severity	Traffic Crash Casualties	Traffic Crash Costs
Fatal	0	\$0
Serious Injury	3	\$688,938
Moderate Injury	10	\$684,310
Minor Injury	8	\$319,280
Property Damage Only	46	\$169,740
Total	67	\$1,862,268
Average cost of traffic crash casualty	\$27,795	



Costs of Teen Driver Traffic Crashes in Iron County (2010 Dollars)						
	Fatal	Serious Injury	Moderate Injury	Minor Injury	Property Damage Only	Total
Medical Care	\$0	\$134,019	\$130,920	\$54,784	\$16,192	\$335,915
Future Earnings (Lost Wages)	\$0	\$208,317	\$190,870	\$92,472	\$47,564	\$539,223
Public Services	\$0	\$876	\$1,370	\$784	\$1,242	\$4,272
Property Damage and Loss	\$0	\$19,026	\$50,440	\$36,128	\$76,314	\$181,908
Subtotal (Monetary Costs)	\$0	\$362,238	\$373,600	\$184,168	\$141,312	\$1,061,318
Quality of Life	\$0	\$326,700	\$310,710	\$135,112	\$28,428	\$800,950
Total (Comprehensive Costs)	\$0	\$688,938	\$684,310	\$319,280	\$169,740	\$1,862,268

Iron County Motorcycle-Involved Crashes

Motorcyclist Casualty Severity	Crash Casualties	Crash Costs
Fatal	1	\$3,613,578
Serious Injury	0	\$0
Moderate Injury	1	\$83,795
Minor Injury	1	\$72,527
Property Damage Only	0	\$0
Total	3	\$3,769,900
Average cost of motorcyclist casualty		\$1,256,633



Costs of Motorcycle Traffic Crashes in Iron County (2010 Dollars)						
	Fatal	Serious Injury	Moderate Injury	Minor Injury	Property Damage Only	Total
Medical Care	\$40,110	\$0	\$15,387	\$10,253	\$0	\$65,750
Future Earnings (Lost Wages)	\$1,220,446	\$0	\$25,222	\$25,095	\$0	\$1,270,763
Public Services	\$859	\$0	\$182	\$174	\$0	\$1,215
Property Damage and Loss	\$15,394	\$0	\$5,610	\$5,478	\$0	\$26,482
Subtotal (Monetary Costs)	\$1,276,809	\$0	\$46,401	\$41,000	\$0	\$1,364,210
Quality of Life	\$2,336,769	\$0	\$37,394	\$31,527	\$0	\$2,405,690
Total (Comprehensive Costs)	\$3,613,578	\$0	\$83,795	\$72,527	\$0	\$3,769,900

Isabella County

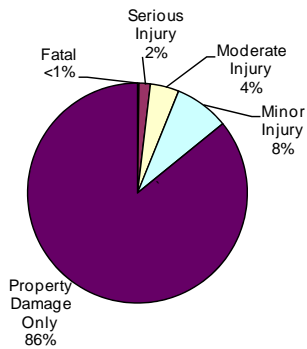
Traffic Crash Casualty Severity	Traffic Crash Casualties	Traffic Crash Costs
Fatal	9	\$32,507,622
Serious Injury	71	\$16,304,866
Moderate Injury	179	\$12,249,149
Minor Injury	340	\$13,569,400
Property Damage Only	3634	\$13,409,460
Total	4233	\$88,040,497
Average cost of traffic crash casualty	\$20,799	

Index Crime Category	Number of Index Crimes	Index Crime Costs
Murder	0	\$0
Rape	32	\$6,090,080
Aggravated Assault	71	\$979,871
Robbery	2	\$38,782
Larceny	1132	\$1,764,788
Burglary	279	\$1,037,322
Motor Vehicle Theft	53	\$417,852
Total	1569	\$10,328,695
Average cost of index crime	\$6,583	

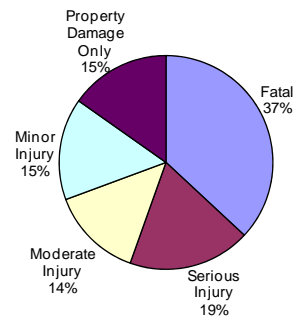
	Fatal	Serious Injury	Moderate Injury	Minor Injury	Property Damage Only	Total
Medical Care	\$360,459	\$3,171,783	\$2,343,468	\$2,328,320	\$1,279,168	\$9,483,198
Future Earnings (Lost Wages)	\$10,978,416	\$4,930,169	\$3,416,573	\$3,930,060	\$3,757,556	\$27,012,774
Public Services	\$7,731	\$20,732	\$24,523	\$33,320	\$98,118	\$184,424
Property Damage and Loss	\$130,095	\$450,282	\$902,876	\$1,535,440	\$6,028,806	\$9,047,499
Subtotal (Monetary Costs)	\$11,476,701	\$8,572,966	\$6,687,440	\$7,827,140	\$11,163,648	\$45,727,895
Quality of Life	\$21,030,921	\$7,731,900	\$5,561,709	\$5,742,260	\$2,245,812	\$42,312,602
Total (Comprehensive Costs)	\$32,507,622	\$16,304,866	\$12,249,149	\$13,569,400	\$13,409,460	\$88,040,497

	Murder	Rape	Aggravated Assault	Robbery	Larceny	Burglary	Motor Vehicle Theft	Total
Medical Care	\$0	\$171,904	\$61,486	\$5,284	\$0	\$0	\$0	\$238,674
Future Earnings (Lost Wages)	\$0	\$293,696	\$122,333	\$4,982	\$28,300	\$8,928	\$4,929	\$463,168
Public Services	\$0	\$23,776	\$22,365	\$864	\$566,000	\$122,202	\$16,483	\$751,690
Property Damage and Loss	\$0	\$4,800	\$5,396	\$2,526	\$1,170,488	\$790,407	\$376,459	\$2,350,076
Subtotal (Monetary Costs)	\$0	\$494,176	\$211,580	\$13,656	\$1,764,788	\$921,537	\$397,871	\$3,803,608
Quality of Life	\$0	\$5,595,904	\$768,291	\$25,126	\$0	\$115,785	\$19,981	\$6,525,087
Total (Comprehensive Costs)	\$0	\$6,090,080	\$979,871	\$38,782	\$1,764,788	\$1,037,322	\$417,852	\$10,328,695

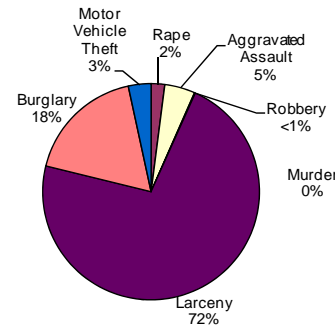
Traffic Crash Casualties



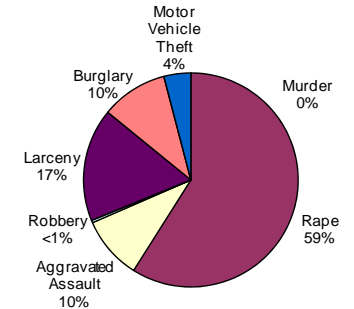
Traffic Crash Costs



Index Crimes



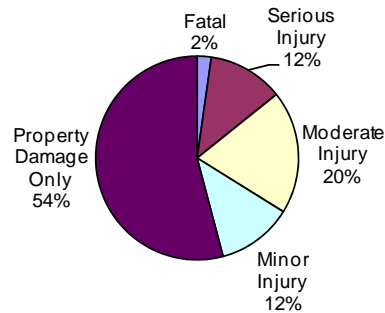
Index Crime Costs



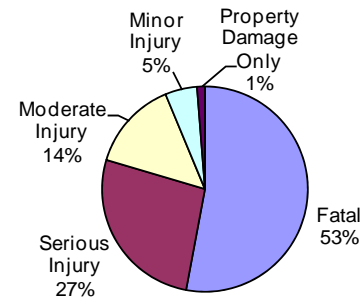
Isabella County Alcohol-Involved Crashes

Traffic Crash Casualty Severity	Traffic Crash Casualties	Traffic Crash Costs
Fatal	3	\$10,835,874
Serious Injury	16	\$5,452,816
Moderate Injury	26	\$2,896,816
Minor Injury	16	\$1,026,240
Property Damage Only	72	\$254,592
Total	133	\$20,466,338
Average cost of traffic crash casualty	\$153,882	

Traffic Crash Casualties



Traffic Crash Costs

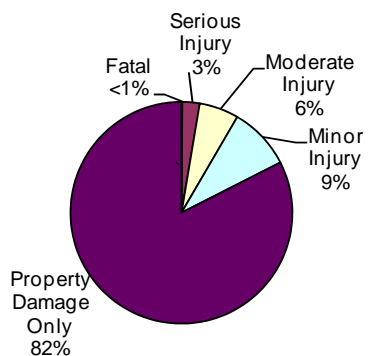


Costs of Alcohol-Involved Traffic Crashes in Isabella County (2010 Dollars)						
	Fatal	Serious Injury	Moderate Injury	Minor Injury	Property Damage Only	Total
Medical Care	\$120,153	\$1,099,904	\$666,458	\$149,856	\$22,104	\$2,058,475
Future Earnings (Lost Wages)	\$3,659,472	\$1,606,720	\$765,518	\$260,272	\$70,200	\$6,362,182
Public Services	\$2,577	\$6,096	\$4,628	\$1,696	\$1,944	\$16,941
Property Damage and Loss	\$43,365	\$110,944	\$144,508	\$67,616	\$110,808	\$477,241
Subtotal (Monetary Costs)	\$3,825,567	\$2,823,664	\$1,581,112	\$479,440	\$205,056	\$8,914,839
Quality of Life	\$7,010,307	\$2,629,152	\$1,315,704	\$546,800	\$49,536	\$11,551,499
Total (Comprehensive Costs)	\$10,835,874	\$5,452,816	\$2,896,816	\$1,026,240	\$254,592	\$20,466,338

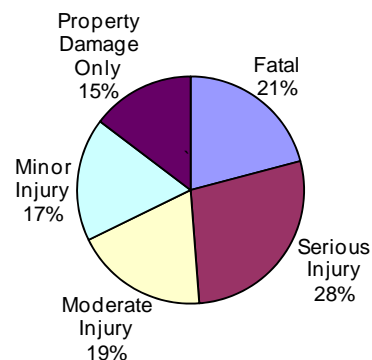
Isabella County Teen-Involved Crashes

Traffic Crash Casualty Severity	Traffic Crash Casualties	Traffic Crash Costs
Fatal	1	\$3,611,958
Serious Injury	21	\$4,822,566
Moderate Injury	48	\$3,284,688
Minor Injury	76	\$3,033,160
Property Damage Only	688	\$2,538,720
Total	834	\$17,291,092
Average cost of traffic crash casualty	\$20,733	

Traffic Crash Casualties



Traffic Crash Costs

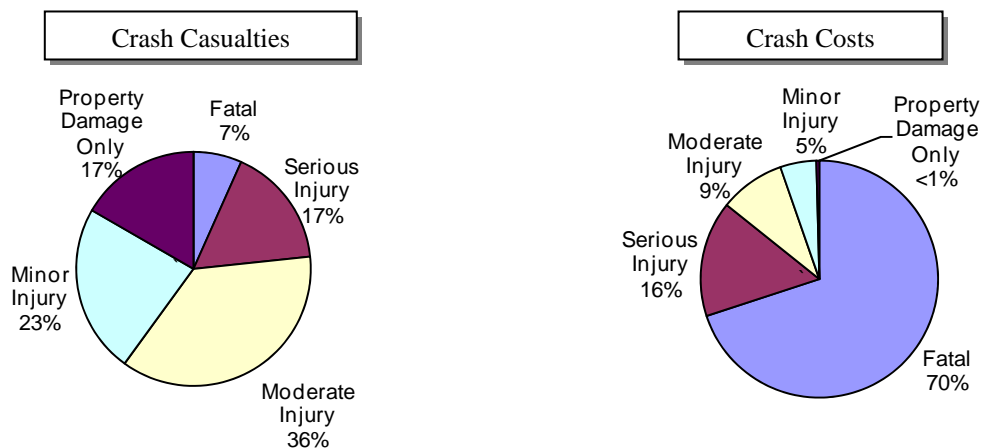


Costs of Teen Driver Traffic Crashes in Isabella County (2010 Dollars)

	Fatal	Serious Injury	Moderate Injury	Minor Injury	Property Damage Only	Total
Medical Care	\$40,051	\$938,133	\$628,416	\$520,448	\$242,176	\$2,369,224
Future Earnings (Lost Wages)	\$1,219,824	\$1,458,219	\$916,176	\$878,484	\$711,392	\$5,184,095
Public Services	\$859	\$6,132	\$6,576	\$7,448	\$18,576	\$39,591
Property Damage and Loss	\$14,455	\$133,182	\$242,112	\$343,216	\$1,141,392	\$1,874,357
Subtotal (Monetary Costs)	\$1,275,189	\$2,535,666	\$1,793,280	\$1,749,596	\$2,113,536	\$9,467,267
Quality of Life	\$2,336,769	\$2,286,900	\$1,491,408	\$1,283,564	\$425,184	\$7,823,825
Total (Comprehensive Costs)	\$3,611,958	\$4,822,566	\$3,284,688	\$3,033,160	\$2,538,720	\$17,291,092

Isabella County Motorcycle-Involved Crashes

Motorcyclist Casualty Severity	Crash Casualties	Crash Costs
Fatal	2	\$7,227,156
Serious Injury	5	\$1,630,885
Moderate Injury	11	\$921,745
Minor Injury	7	\$507,689
Property Damage Only	5	\$42,410
Total	30	\$10,329,885
Average cost of motorcyclist casualty		\$344,330



Costs of Motorcycle Traffic Crashes in Isabella County (2010 Dollars)						
	Fatal	Serious Injury	Moderate Injury	Minor Injury	Property Damage Only	Total
Medical Care	\$80,220	\$312,395	\$169,257	\$71,771	\$5,350	\$638,993
Future Earnings (Lost Wages)	\$2,440,892	\$510,555	\$277,442	\$175,665	\$11,830	\$3,416,384
Public Services	\$1,718	\$2,010	\$2,002	\$1,218	\$240	\$7,188
Property Damage and Loss	\$30,788	\$34,455	\$61,710	\$38,346	\$13,525	\$178,824
Subtotal (Monetary Costs)	\$2,553,618	\$859,415	\$510,411	\$287,000	\$30,945	\$4,241,389
Quality of Life	\$4,673,538	\$771,470	\$411,334	\$220,689	\$11,465	\$6,088,496
Total (Comprehensive Costs)	\$7,227,156	\$1,630,885	\$921,745	\$507,689	\$42,410	\$10,329,885

Jackson County

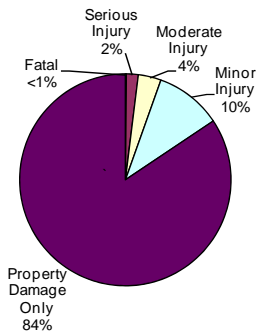
Traffic Crash Casualty Severity	Traffic Crash Casualties	Traffic Crash Costs
Fatal	12	\$43,343,496
Serious Injury	144	\$33,069,024
Moderate Injury	278	\$19,023,818
Minor Injury	809	\$32,287,190
Property Damage Only	6705	\$24,741,450
Total	7948	\$152,464,978
Average cost of traffic crash casualty	\$19,183	

Index Crime Category	Number of Index Crimes	Index Crime Costs
Murder	8	\$34,297,248
Rape	102	\$19,412,130
Aggravated Assault	395	\$5,451,395
Robbery	105	\$2,036,055
Larceny	3047	\$4,750,273
Burglary	896	\$3,331,328
Motor Vehicle Theft	199	\$1,568,916
Total	4752	\$70,847,345
Average cost of index crime	\$14,909	

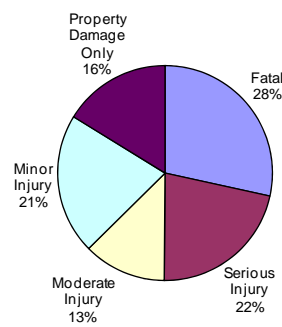
	Fatal	Serious Injury	Moderate Injury	Minor Injury	Property Damage Only	Total
Medical Care	\$480,612	\$6,432,912	\$3,639,576	\$5,540,032	\$2,360,160	\$18,453,292
Future Earnings (Lost Wages)	\$14,637,888	\$9,999,216	\$5,306,186	\$9,351,231	\$6,932,970	\$46,227,491
Public Services	\$10,308	\$42,048	\$38,086	\$79,282	\$181,035	\$350,759
Property Damage and Loss	\$173,460	\$913,248	\$1,402,232	\$3,653,444	\$11,123,595	\$17,265,979
Subtotal (Monetary Costs)	\$15,302,268	\$17,387,424	\$10,386,080	\$18,623,989	\$20,597,760	\$82,297,521
Quality of Life	\$28,041,228	\$15,681,600	\$8,637,738	\$13,663,201	\$4,143,690	\$70,167,457
Total (Comprehensive Costs)	\$43,343,496	\$33,069,024	\$19,023,818	\$32,287,190	\$24,741,450	\$152,464,978

	Murder	Rape	Aggravated Assault	Robbery	Larceny	Burglary	Motor Vehicle Theft	Total
Medical Care	\$358,664	\$547,944	\$342,070	\$277,410	\$0	\$0	\$0	\$1,526,088
Future Earnings (Lost Wages)	\$12,228,120	\$936,156	\$680,585	\$261,555	\$76,175	\$28,672	\$18,507	\$14,229,770
Public Services	\$22,608	\$75,786	\$124,425	\$45,360	\$1,523,500	\$392,448	\$61,889	\$2,246,016
Property Damage and Loss	\$13,864	\$15,300	\$30,020	\$132,615	\$3,150,598	\$2,538,368	\$1,413,497	\$7,294,262
Subtotal (Monetary Costs)	\$12,623,256	\$1,575,186	\$1,177,100	\$716,940	\$4,750,273	\$2,959,488	\$1,493,893	\$25,296,136
Quality of Life	\$21,673,992	\$17,836,944	\$4,274,295	\$1,319,115	\$0	\$371,840	\$75,023	\$45,551,209
Total (Comprehensive Costs)	\$34,297,248	\$19,412,130	\$5,451,395	\$2,036,055	\$4,750,273	\$3,331,328	\$1,568,916	\$70,847,345

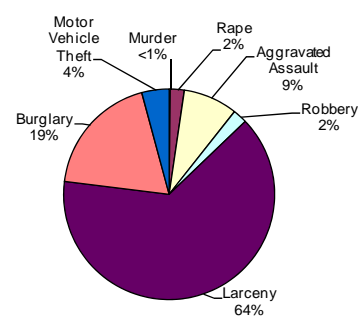
Traffic Crash Casualties



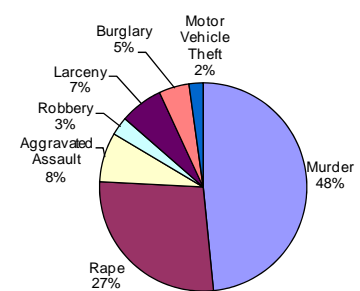
Traffic Crash Costs



Index Crimes



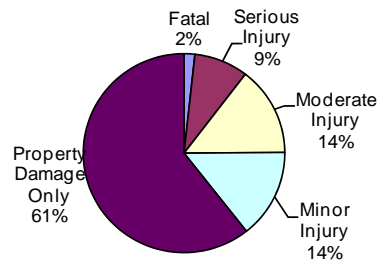
Index Crime Costs



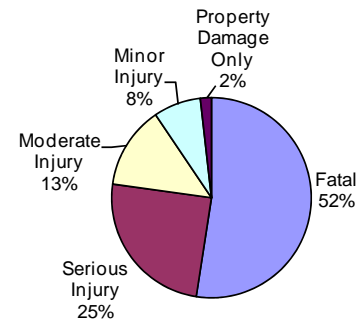
Jackson County Alcohol-Involved Crashes

Traffic Crash Casualty Severity	Traffic Crash Casualties	Traffic Crash Costs
Fatal	4	\$14,447,832
Serious Injury	20	\$6,816,020
Moderate Injury	33	\$3,676,728
Minor Injury	33	\$2,116,620
Property Damage Only	139	\$491,504
Total	229	\$27,548,704
Average cost of traffic crash casualty	\$120,300	

Traffic Crash Casualties



Traffic Crash Costs

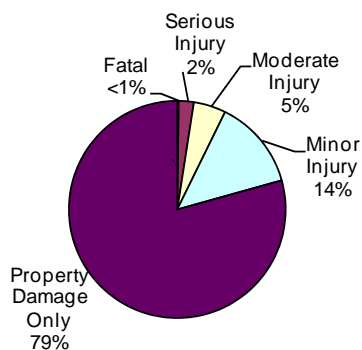


Costs of Alcohol-Involved Traffic Crashes in Jackson County (2010 Dollars)						
	Fatal	Serious Injury	Moderate Injury	Minor Injury	Property Damage Only	Total
Medical Care	\$160,204	\$1,374,880	\$845,889	\$309,078	\$42,673	\$2,732,724
Future Earnings (Lost Wages)	\$4,879,296	\$2,008,400	\$971,619	\$536,811	\$135,525	\$8,531,651
Public Services	\$3,436	\$7,620	\$5,874	\$3,498	\$3,753	\$24,181
Property Damage and Loss	\$57,820	\$138,680	\$183,414	\$139,458	\$213,921	\$733,293
Subtotal (Monetary Costs)	\$5,100,756	\$3,529,580	\$2,006,796	\$988,845	\$395,872	\$12,021,849
Quality of Life	\$9,347,076	\$3,286,440	\$1,669,932	\$1,127,775	\$95,632	\$15,526,855
Total (Comprehensive Costs)	\$14,447,832	\$6,816,020	\$3,676,728	\$2,116,620	\$491,504	\$27,548,704

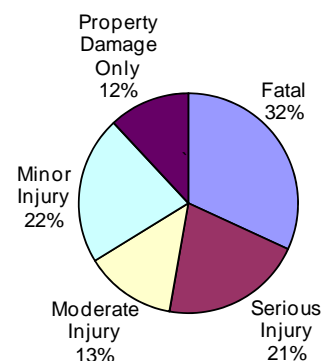
Jackson County Teen-Involved Crashes

Traffic Crash Casualty Severity	Traffic Crash Casualties	Traffic Crash Costs
Fatal	3	\$10,835,874
Serious Injury	31	\$7,119,026
Moderate Injury	67	\$4,584,877
Minor Injury	186	\$7,423,260
Property Damage Only	1101	\$4,062,690
Total	1388	\$34,025,727
Average cost of traffic crash casualty	\$24,514	

Traffic Crash Casualties



Traffic Crash Costs

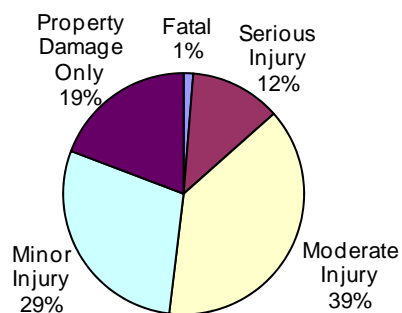


Costs of Teen Driver Traffic Crashes in Jackson County (2010 Dollars)						
	Fatal	Serious Injury	Moderate Injury	Minor Injury	Property Damage Only	Total
Medical Care	\$120,153	\$1,384,863	\$877,164	\$1,273,728	\$387,552	\$4,043,460
Future Earnings (Lost Wages)	\$3,659,472	\$2,152,609	\$1,278,829	\$2,149,974	\$1,138,434	\$10,379,318
Public Services	\$2,577	\$9,052	\$9,179	\$18,228	\$29,727	\$68,763
Property Damage and Loss	\$43,365	\$196,602	\$337,948	\$839,976	\$1,826,559	\$3,244,450
Subtotal (Monetary Costs)	\$3,825,567	\$3,743,126	\$2,503,120	\$4,281,906	\$3,382,272	\$17,735,991
Quality of Life	\$7,010,307	\$3,375,900	\$2,081,757	\$3,141,354	\$680,418	\$16,289,736
Total (Comprehensive Costs)	\$10,835,874	\$7,119,026	\$4,584,877	\$7,423,260	\$4,062,690	\$34,025,727

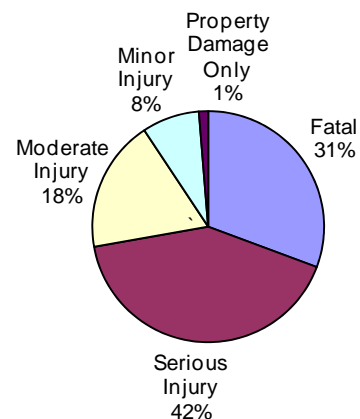
Jackson County Motorcycle-Involved Crashes

Motorcyclist Casualty Severity	Crash Casualties	Crash Costs
Fatal	1	\$3,613,578
Serious Injury	15	\$4,892,655
Moderate Injury	26	\$2,178,670
Minor Injury	13	\$942,851
Property Damage Only	18	\$152,676
Total	73	\$11,780,430
Average cost of motorcyclist casualty		\$161,376

Crash Casualties



Crash Costs



Costs of Motorcycle Traffic Crashes in Jackson County (2010 Dollars)						
	Fatal	Serious Injury	Moderate Injury	Minor Injury	Property Damage Only	Total
Medical Care	\$40,110	\$937,185	\$400,062	\$133,289	\$19,260	\$1,529,906
Future Earnings (Lost Wages)	\$1,220,446	\$1,531,665	\$655,772	\$326,235	\$42,588	\$3,776,706
Public Services	\$859	\$6,030	\$4,732	\$2,262	\$864	\$14,747
Property Damage and Loss	\$15,394	\$103,365	\$145,860	\$71,214	\$48,690	\$384,523
Subtotal (Monetary Costs)	\$1,276,809	\$2,578,245	\$1,206,426	\$533,000	\$111,402	\$5,705,882
Quality of Life	\$2,336,769	\$2,314,410	\$972,244	\$409,851	\$41,274	\$6,074,548
Total (Comprehensive Costs)	\$3,613,578	\$4,892,655	\$2,178,670	\$942,851	\$152,676	\$11,780,430

Kalamazoo County

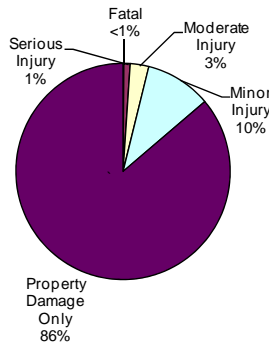
Traffic Crash Casualty Severity	Traffic Crash Casualties	Traffic Crash Costs
Fatal	17	\$61,403,286
Serious Injury	127	\$29,165,042
Moderate Injury	376	\$25,730,056
Minor Injury	1334	\$53,239,940
Property Damage Only	11566	\$42,678,540
Total	13420	\$212,216,864
Average cost of traffic crash casualty		\$15,813

Index Crime Category	Number of Index Crimes	Index Crime Costs
Murder	8	\$34,297,248
Rape	146	\$27,785,990
Aggravated Assault	607	\$8,377,207
Robbery	287	\$5,565,217
Larceny	6433	\$10,029,047
Burglary	2584	\$9,607,312
Motor Vehicle Theft	489	\$3,855,276
Total	10554	\$99,517,297
Average cost of index crime		\$9,429

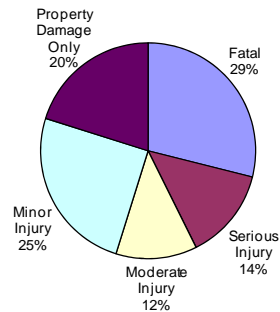
	Fatal	Serious Injury	Moderate Injury	Minor Injury	Property Damage Only	Total
Medical Care	\$680,867	\$5,673,471	\$4,922,592	\$9,135,232	\$4,071,232	\$24,483,394
Future Earnings (Lost Wages)	\$20,737,008	\$8,818,753	\$7,176,712	\$15,419,706	\$11,959,244	\$64,111,423
Public Services	\$14,603	\$37,084	\$51,512	\$130,732	\$312,282	\$546,213
Property Damage and Loss	\$245,735	\$805,434	\$1,896,544	\$6,024,344	\$19,187,994	\$28,160,051
Subtotal (Monetary Costs)	\$21,678,213	\$15,334,742	\$14,047,360	\$30,710,014	\$35,530,752	\$117,301,081
Quality of Life	\$39,725,073	\$13,830,300	\$11,682,696	\$22,529,926	\$7,147,788	\$94,915,783
Total (Comprehensive Costs)	\$61,403,286	\$29,165,042	\$25,730,056	\$53,239,940	\$42,678,540	\$212,216,864

	Murder	Rape	Aggravated Assault	Robbery	Larceny	Burglary	Motor Vehicle Theft	Total
Medical Care	\$358,664	\$784,312	\$525,662	\$758,254	\$0	\$0	\$0	\$2,426,892
Future Earnings (Lost Wages)	\$12,228,120	\$1,339,988	\$1,045,861	\$714,917	\$160,825	\$82,688	\$45,477	\$15,617,876
Public Services	\$22,608	\$108,478	\$191,205	\$123,984	\$3,216,500	\$1,131,792	\$152,079	\$4,946,646
Property Damage and Loss	\$13,864	\$21,900	\$46,132	\$362,481	\$6,651,722	\$7,320,472	\$3,473,367	\$17,889,938
Subtotal (Monetary Costs)	\$12,623,256	\$2,254,678	\$1,808,860	\$1,959,636	\$10,029,047	\$8,534,952	\$3,670,923	\$40,881,352
Quality of Life	\$21,673,992	\$25,531,312	\$6,568,347	\$3,605,581	\$0	\$1,072,360	\$184,353	\$58,635,945
Total (Comprehensive Costs)	\$34,297,248	\$27,785,990	\$8,377,207	\$5,565,217	\$10,029,047	\$9,607,312	\$3,855,276	\$99,517,297

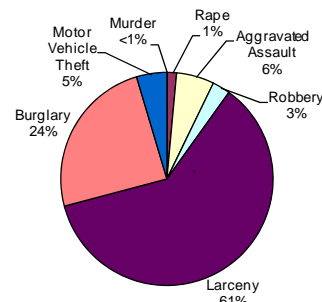
Traffic Crash Casualties



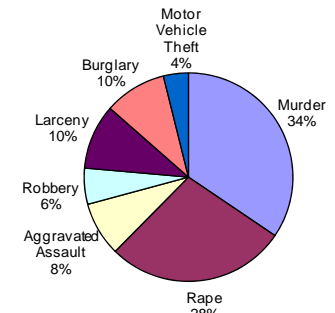
Traffic Crash Costs



Index Crimes



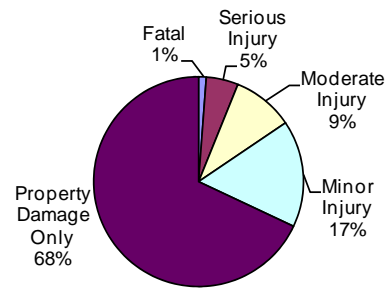
Index Crime Costs



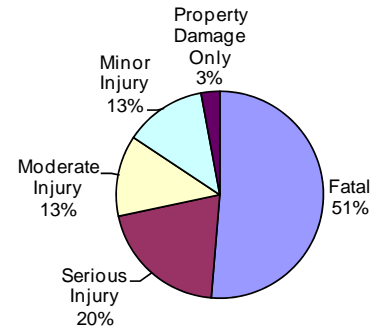
Kalamazoo County Alcohol-Involved Crashes

Traffic Crash Casualty Severity	Traffic Crash Casualties	Traffic Crash Costs
Fatal	5	\$18,059,790
Serious Injury	21	\$7,156,821
Moderate Injury	40	\$4,456,640
Minor Injury	70	\$4,489,800
Property Damage Only	289	\$1,021,904
Total	425	\$35,184,955
Average cost of traffic crash casualty	\$82,788	

Traffic Crash Casualties



Traffic Crash Costs



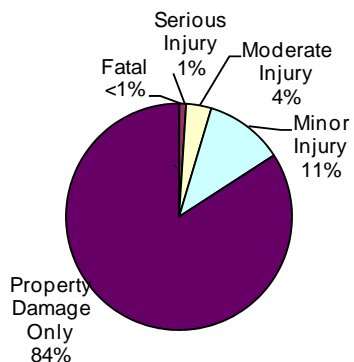
Costs of Alcohol-Involved Traffic Crashes in Kalamazoo County (2010 Dollars)

	Fatal	Serious Injury	Moderate Injury	Minor Injury	Property Damage Only	Total
Medical Care	\$200,255	\$1,443,624	\$1,025,320	\$655,620	\$88,723	\$3,413,542
Future Earnings (Lost Wages)	\$6,099,120	\$2,108,820	\$1,177,720	\$1,138,690	\$281,775	\$10,806,125
Public Services	\$4,295	\$8,001	\$7,120	\$7,420	\$7,803	\$34,639
Property Damage and Loss	\$72,275	\$145,614	\$222,320	\$295,820	\$444,771	\$1,180,800
Subtotal (Monetary Costs)	\$6,375,945	\$3,706,059	\$2,432,480	\$2,097,550	\$823,072	\$15,435,106
Quality of Life	\$11,683,845	\$3,450,762	\$2,024,160	\$2,392,250	\$198,832	\$19,749,849
Total (Comprehensive Costs)	\$18,059,790	\$7,156,821	\$4,456,640	\$4,489,800	\$1,021,904	\$35,184,955

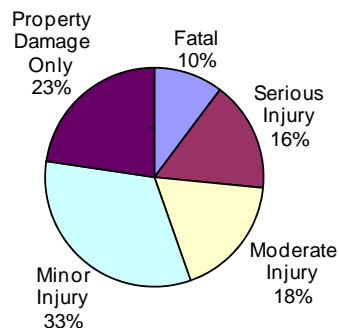
Kalamazoo County Teen-Involved Crashes

Traffic Crash Casualty Severity	Traffic Crash Casualties	Traffic Crash Costs
Fatal	1	\$3,611,958
Serious Injury	25	\$5,741,150
Moderate Injury	93	\$6,364,083
Minor Injury	289	\$11,533,990
Property Damage Only	2163	\$7,981,470
Total	2571	\$35,232,651
Average cost of traffic crash casualty	\$13,704	

Traffic Crash Casualties



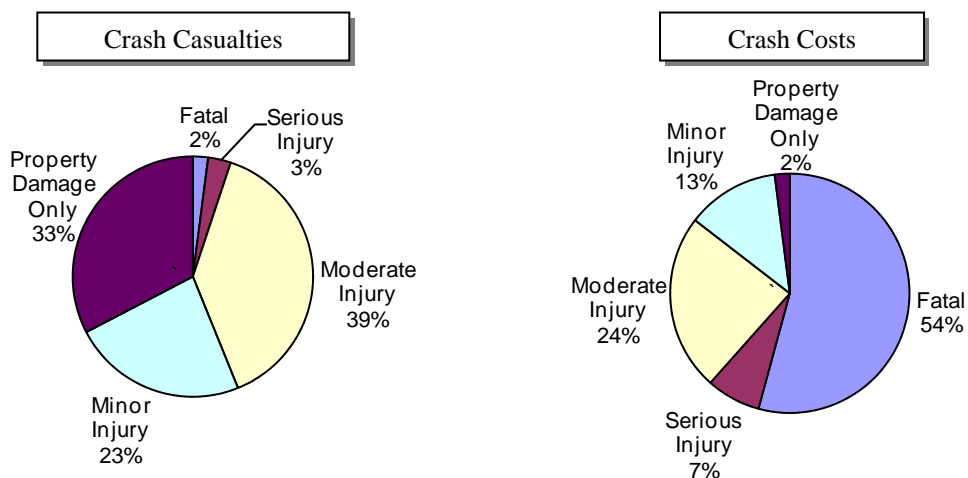
Traffic Crash Costs



Costs of Teen Driver Traffic Crashes in Kalamazoo County (2010 Dollars)						
	Fatal	Serious Injury	Moderate Injury	Minor Injury	Property Damage Only	Total
Medical Care	\$40,051	\$1,116,825	\$1,217,556	\$1,979,072	\$761,376	\$5,114,880
Future Earnings (Lost Wages)	\$1,219,824	\$1,735,975	\$1,775,091	\$3,340,551	\$2,236,542	\$10,307,983
Public Services	\$859	\$7,300	\$12,741	\$28,322	\$58,401	\$107,623
Property Damage and Loss	\$14,455	\$158,550	\$469,092	\$1,305,124	\$3,588,417	\$5,535,638
Subtotal (Monetary Costs)	\$1,275,189	\$3,018,650	\$3,474,480	\$6,653,069	\$6,644,736	\$21,066,124
Quality of Life	\$2,336,769	\$2,722,500	\$2,889,603	\$4,880,921	\$1,336,734	\$14,166,527
Total (Comprehensive Costs)	\$3,611,958	\$5,741,150	\$6,364,083	\$11,533,990	\$7,981,470	\$35,232,651

Kalamazoo County Motorcycle-Involved Crashes

Motorcyclist Casualty Severity	Crash Casualties	Crash Costs
Fatal	2	\$7,227,156
Serious Injury	3	\$978,531
Moderate Injury	38	\$3,184,210
Minor Injury	23	\$1,668,121
Property Damage Only	32	\$271,424
Total	98	\$13,329,442
Average cost of motorcyclist casualty	\$136,015	



Costs of Motorcycle Traffic Crashes in Kalamazoo County (2010 Dollars)						
	Fatal	Serious Injury	Moderate Injury	Minor Injury	Property Damage Only	Total
Medical Care	\$80,220	\$187,437	\$584,706	\$235,819	\$34,240	\$1,122,422
Future Earnings (Lost Wages)	\$2,440,892	\$306,333	\$958,436	\$577,185	\$75,712	\$4,358,558
Public Services	\$1,718	\$1,206	\$6,916	\$4,002	\$1,536	\$15,378
Property Damage and Loss	\$30,788	\$20,673	\$213,180	\$125,994	\$86,560	\$477,195
Subtotal (Monetary Costs)	\$2,553,618	\$515,649	\$1,763,238	\$943,000	\$198,048	\$5,973,553
Quality of Life	\$4,673,538	\$462,882	\$1,420,972	\$725,121	\$73,376	\$7,355,889
Total (Comprehensive Costs)	\$7,227,156	\$978,531	\$3,184,210	\$1,668,121	\$271,424	\$13,329,442

Kalkaska County

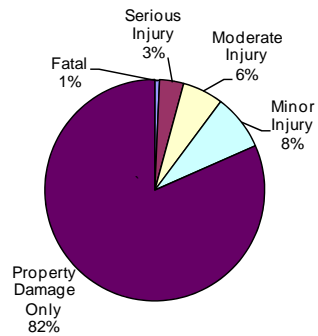
Traffic Crash Casualty Severity	Traffic Crash Casualties	Traffic Crash Costs
Fatal	6	\$21,671,748
Serious Injury	30	\$6,889,380
Moderate Injury	51	\$3,489,981
Minor Injury	70	\$2,793,700
Property Damage Only	697	\$2,571,930
Total	854	\$37,416,739
Average cost of traffic crash casualty	\$43,814	

Index Crime Category	Number of Index Crimes	Index Crime Costs
Murder	1	\$4,287,156
Rape	6	\$1,141,890
Aggravated Assault	32	\$441,632
Robbery	0	\$0
Larceny	347	\$540,973
Burglary	142	\$527,956
Motor Vehicle Theft	33	\$260,172
Total	561	\$7,199,779
Average cost of index crimes	\$12,834	

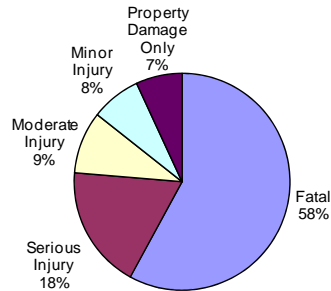
	Fatal	Serious Injury	Moderate Injury	Minor Injury	Property Damage Only	Total
Medical Care	\$240,306	\$1,340,190	\$667,692	\$479,360	\$245,344	\$2,972,892
Future Earnings (Lost Wages)	\$7,318,944	\$2,083,170	\$973,437	\$809,130	\$720,698	\$11,905,379
Public Services	\$5,154	\$8,760	\$6,987	\$6,860	\$18,819	\$46,580
Property Damage and Loss	\$86,730	\$190,260	\$257,244	\$316,120	\$1,156,323	\$2,006,677
Subtotal (Monetary Costs)	\$7,651,134	\$3,622,380	\$1,905,360	\$1,611,470	\$2,141,184	\$16,931,528
Quality of Life	\$14,020,614	\$3,267,000	\$1,584,621	\$1,182,230	\$430,746	\$20,485,211
Total (Comprehensive Costs)	\$21,671,748	\$6,889,380	\$3,489,981	\$2,793,700	\$2,571,930	\$37,416,739

	Murder	Rape	Aggravated Assault	Robbery	Larceny	Burglary	Motor Vehicle Theft	Total
Medical Care	\$44,833	\$32,232	\$27,712	\$0	\$0	\$0	\$0	\$104,777
Future Earnings (Lost Wages)	\$1,528,515	\$55,068	\$55,136	\$0	\$8,675	\$4,544	\$3,069	\$1,655,007
Public Services	\$2,826	\$4,458	\$10,080	\$0	\$173,500	\$62,196	\$10,263	\$263,323
Property Damage and Loss	\$1,733	\$900	\$2,432	\$0	\$358,798	\$402,286	\$234,399	\$1,000,548
Subtotal (Monetary Costs)	\$1,577,907	\$92,658	\$95,360	\$0	\$540,973	\$469,026	\$247,731	\$3,023,655
Quality of Life	\$2,709,249	\$1,049,232	\$346,272	\$0	\$0	\$58,930	\$12,441	\$4,176,124
Total (Comprehensive Costs)	\$4,287,156	\$1,141,890	\$441,632	\$0	\$540,973	\$527,956	\$260,172	\$7,199,779

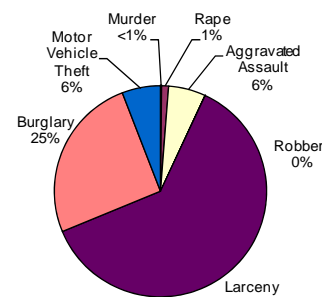
Traffic Crash Casualties



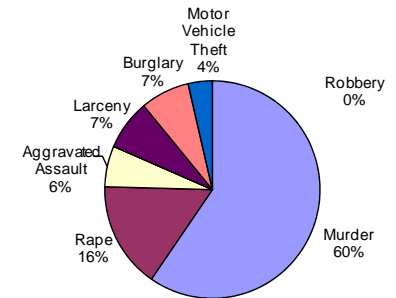
Traffic Crash Costs



Index Crimes



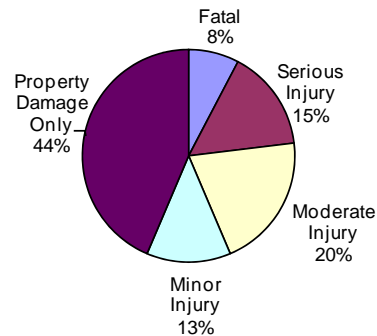
Index Crime Costs



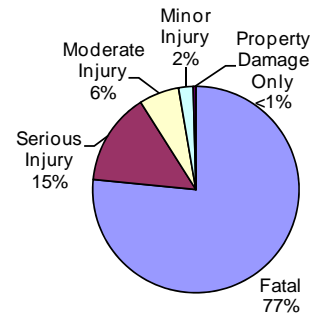
Kalkaska County Alcohol-Involved Crashes

Traffic Crash Casualty Severity	Traffic Crash Casualties	Traffic Crash Costs
Fatal	3	\$10,835,874
Serious Injury	6	\$2,044,806
Moderate Injury	8	\$891,328
Minor Injury	5	\$320,700
Property Damage Only	17	\$60,112
Total	39	\$14,152,820
Average cost of traffic crash casualty	\$362,893	

Traffic Crash Casualties



Traffic Crash Costs

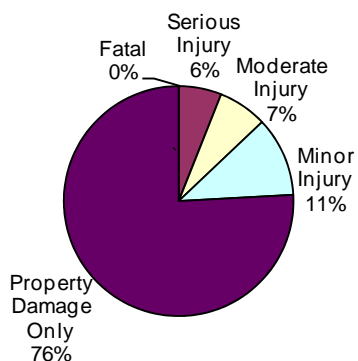


Costs of Alcohol-Involved Traffic Crashes in Kalkaska County (2010 Dollars)						
	Fatal	Serious Injury	Moderate Injury	Minor Injury	Property Damage Only	Total
Medical Care	\$120,153	\$412,464	\$205,064	\$46,830	\$5,219	\$789,730
Future Earnings (Lost Wages)	\$3,659,472	\$602,520	\$235,544	\$81,335	\$16,575	\$4,595,446
Public Services	\$2,577	\$2,286	\$1,424	\$530	\$459	\$7,276
Property Damage and Loss	\$43,365	\$41,604	\$44,464	\$21,130	\$26,163	\$176,726
Subtotal (Monetary Costs)	\$3,825,567	\$1,058,874	\$486,496	\$149,825	\$48,416	\$5,569,178
Quality of Life	\$7,010,307	\$985,932	\$404,832	\$170,875	\$11,696	\$8,583,642
Total (Comprehensive Costs)	\$10,835,874	\$2,044,806	\$891,328	\$320,700	\$60,112	\$14,152,820

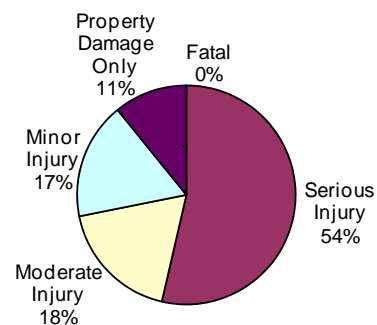
Kalkaska County Teen-Involved Crashes

Traffic Crash Casualty Severity	Traffic Crash Casualties	Traffic Crash Costs
Fatal	0	\$0
Serious Injury	7	\$1,607,522
Moderate Injury	8	\$547,448
Minor Injury	13	\$518,830
Property Damage Only	88	\$324,720
Total	116	\$2,998,520
Average cost of traffic crash casualty	\$25,849	

Traffic Crash Casualties



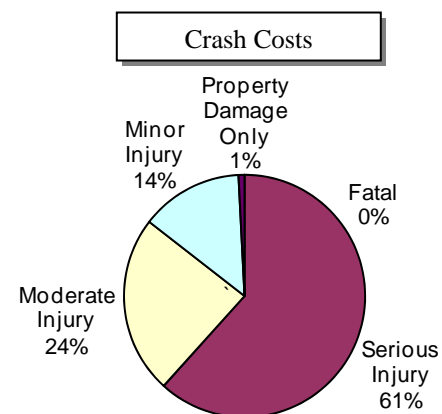
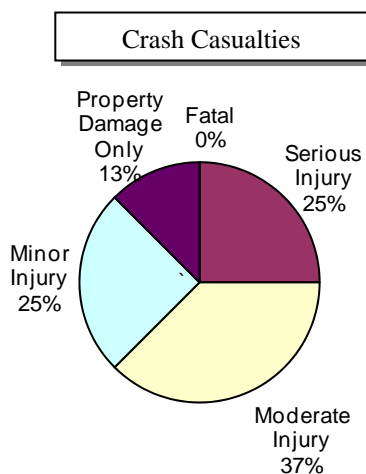
Traffic Crash Costs



Costs of Teen Driver Traffic Crashes in Kalkaska County (2010 Dollars)						
	Fatal	Serious Injury	Moderate Injury	Minor Injury	Property Damage Only	Total
Medical Care	\$0	\$312,711	\$104,736	\$89,024	\$30,976	\$537,447
Future Earnings (Lost Wages)	\$0	\$486,073	\$152,696	\$150,267	\$90,992	\$880,028
Public Services	\$0	\$2,044	\$1,096	\$1,274	\$2,376	\$6,790
Property Damage and Loss	\$0	\$44,394	\$40,352	\$58,708	\$145,992	\$289,446
Subtotal (Monetary Costs)	\$0	\$845,222	\$298,880	\$299,273	\$270,336	\$1,713,711
Quality of Life	\$0	\$762,300	\$248,568	\$219,557	\$54,384	\$1,284,809
Total (Comprehensive Costs)	\$0	\$1,607,522	\$547,448	\$518,830	\$324,720	\$2,998,520

Kalkaska County Motorcycle-Involved Crashes

Motorcyclist Casualty Severity	Crash Casualties	Crash Costs
Fatal	0	\$0
Serious Injury	2	\$652,354
Moderate Injury	3	\$251,385
Minor Injury	2	\$145,054
Property Damage Only	1	\$8,482
Total	8	\$1,057,275
Average cost of motorcyclist casualty	\$132,159	



Costs of Motorcycle Traffic Crashes in Kalkaska County (2010 Dollars)						
	Fatal	Serious Injury	Moderate Injury	Minor Injury	Property Damage Only	Total
Medical Care	\$0	\$124,958	\$46,161	\$20,506	\$1,070	\$192,695
Future Earnings (Lost Wages)	\$0	\$204,222	\$75,666	\$50,190	\$2,366	\$332,444
Public Services	\$0	\$804	\$546	\$348	\$48	\$1,746
Property Damage and Loss	\$0	\$13,782	\$16,830	\$10,956	\$2,705	\$44,273
Subtotal (Monetary Costs)	\$0	\$343,766	\$139,203	\$82,000	\$6,189	\$571,158
Quality of Life	\$0	\$308,588	\$112,182	\$63,054	\$2,293	\$486,117
Total (Comprehensive Costs)	\$0	\$652,354	\$251,385	\$145,054	\$8,482	\$1,057,275

Kent County

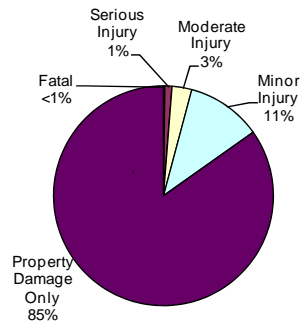
Traffic Crash Casualty Severity	Traffic Crash Casualties	Traffic Crash Costs
Fatal	58	\$209,493,564
Serious Injury	310	\$71,190,260
Moderate Injury	864	\$59,124,384
Minor Injury	3277	\$130,785,070
Property Damage Only	25162	\$92,847,780
Total	29671	\$563,441,058
Average cost of traffic crash casualty		\$18,990

Index Crime Category	Number of Index Crimes	Index Crime Costs
Murder	11	\$47,158,716
Rape	220	\$41,869,300
Aggravated Assault	1435	\$19,804,435
Robbery	785	\$15,221,935
Larceny	13185	\$20,555,415
Burglary	4323	\$16,072,914
Motor Vehicle Theft	804	\$6,338,736
Total	20763	\$167,021,451
Average cost of index crime		\$8,044

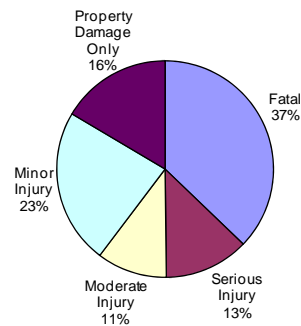
Costs of Traffic Crashes in Kent County (2010 Dollars)						
	Fatal	Serious Injury	Moderate Injury	Minor Injury	Property Damage Only	Total
Medical Care	\$2,322,958	\$13,848,630	\$11,311,488	\$22,440,896	\$8,857,024	\$58,780,996
Future Earnings (Lost Wages)	\$70,749,792	\$21,526,090	\$16,491,168	\$37,878,843	\$26,017,508	\$172,663,401
Public Services	\$49,822	\$90,520	\$118,368	\$321,146	\$679,374	\$1,259,230
Property Damage and Loss	\$838,390	\$1,966,020	\$4,358,016	\$14,798,932	\$41,743,758	\$63,705,116
Subtotal (Monetary Costs)	\$73,960,962	\$37,431,260	\$32,279,040	\$75,439,817	\$77,297,664	\$296,408,743
Quality of Life	\$135,532,602	\$33,759,000	\$26,845,344	\$55,345,253	\$15,550,116	\$267,032,315
Total (Comprehensive Costs)	\$209,493,564	\$71,190,260	\$59,124,384	\$130,785,070	\$92,847,780	\$563,441,058

Costs of Index Crimes in Kent County (2010 Dollars)								
	Murder	Rape	Aggravated Assault	Robbery	Larceny	Burglary	Motor Vehicle Theft	Total
Medical Care	\$493,163	\$1,181,840	\$1,242,710	\$2,073,970	\$0	\$0	\$0	\$4,991,683
Future Earnings (Lost Wages)	\$16,813,665	\$2,019,160	\$2,472,505	\$1,955,435	\$329,625	\$138,336	\$74,772	\$23,803,498
Public Services	\$31,086	\$163,460	\$452,025	\$339,120	\$6,592,500	\$1,893,474	\$250,044	\$9,721,709
Property Damage and Loss	\$19,063	\$33,000	\$109,060	\$991,455	\$13,633,290	\$12,247,059	\$5,710,812	\$32,743,739
Subtotal (Monetary Costs)	\$17,356,977	\$3,397,460	\$4,276,300	\$5,359,980	\$20,555,415	\$14,278,869	\$6,035,628	\$71,260,629
Quality of Life	\$29,801,739	\$38,471,840	\$15,528,135	\$9,861,955	\$0	\$1,794,045	\$303,108	\$95,760,822
Total (Comprehensive Costs)	\$47,158,716	\$41,869,300	\$19,804,435	\$15,221,935	\$20,555,415	\$16,072,914	\$6,338,736	\$167,021,451

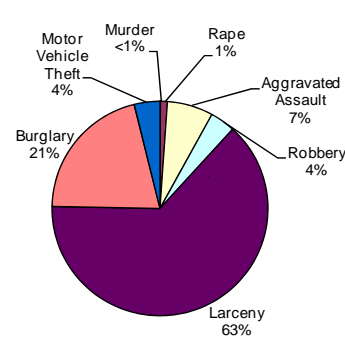
Traffic Crash Casualties



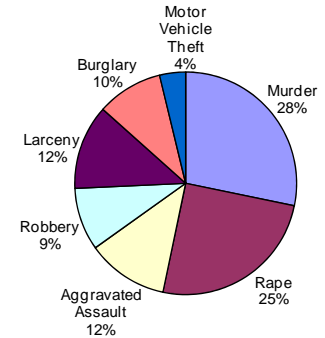
Traffic Crash Costs



Index Crimes



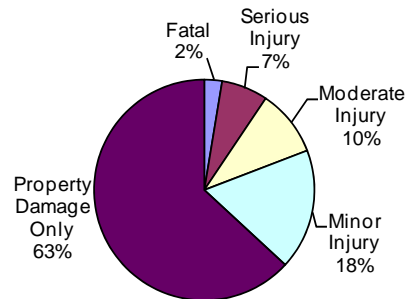
Index Crime Costs



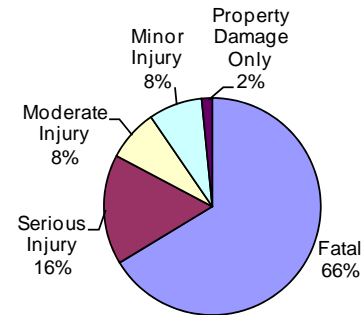
Kent County Alcohol-Involved Crashes

Traffic Crash Casualty Severity	Traffic Crash Casualties	Traffic Crash Costs
Fatal	29	\$104,746,782
Serious Injury	76	\$25,900,876
Moderate Injury	109	\$12,144,344
Minor Injury	197	\$12,635,580
Property Damage Only	704	\$2,489,344
Total	1115	\$157,916,926
Average cost of traffic crash casualty	\$141,630	

Traffic Crash Casualties



Traffic Crash Costs

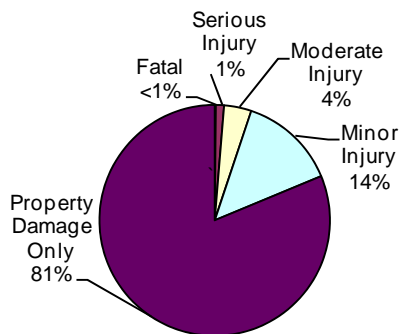


Costs of Alcohol-Involved Traffic Crashes in Kent County (2010 Dollars)						
	Fatal	Serious Injury	Moderate Injury	Minor Injury	Property Damage Only	Total
Medical Care	\$1,161,479	\$5,224,544	\$2,793,997	\$1,845,102	\$216,128	\$11,241,250
Future Earnings (Lost Wages)	\$35,374,896	\$7,631,920	\$3,209,287	\$3,204,599	\$686,400	\$50,107,102
Public Services	\$24,911	\$28,956	\$19,402	\$20,882	\$19,008	\$113,159
Property Damage and Loss	\$419,195	\$526,984	\$605,822	\$832,522	\$1,083,456	\$3,467,979
Subtotal (Monetary Costs)	\$36,980,481	\$13,412,404	\$6,628,508	\$5,903,105	\$2,004,992	\$64,929,490
Quality of Life	\$67,766,301	\$12,488,472	\$5,515,836	\$6,732,475	\$484,352	\$92,987,436
Total (Comprehensive Costs)	\$104,746,782	\$25,900,876	\$12,144,344	\$12,635,580	\$2,489,344	\$157,916,926

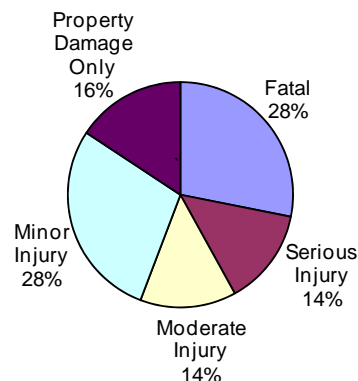
Kent County Teen-Involved Crashes

Traffic Crash Casualty Severity	Traffic Crash Casualties	Traffic Crash Costs
Fatal	8	\$28,895,664
Serious Injury	62	\$14,238,052
Moderate Injury	207	\$14,165,217
Minor Injury	734	\$29,293,940
Property Damage Only	4380	\$16,162,200
Total	5391	\$102,755,073
Average cost of traffic crash casualty	\$19,060	

Traffic Crash Casualties



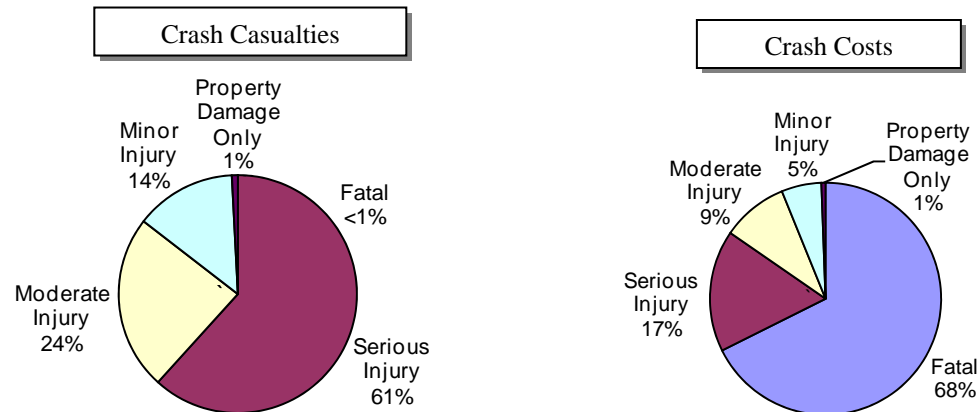
Traffic Crash Costs



Costs of Teen Driver Traffic Crashes in Kent County (2010 Dollars)						
	Fatal	Serious Injury	Moderate Injury	Minor Injury	Property Damage Only	Total
Medical Care	\$320,408	\$2,769,726	\$2,710,044	\$5,026,432	\$1,541,760	\$12,368,370
Future Earnings (Lost Wages)	\$9,758,592	\$4,305,218	\$3,951,009	\$8,484,306	\$4,528,920	\$31,028,045
Public Services	\$6,872	\$18,104	\$28,359	\$71,932	\$118,260	\$243,527
Property Damage and Loss	\$115,640	\$393,204	\$1,044,108	\$3,314,744	\$7,266,420	\$12,134,116
Subtotal (Monetary Costs)	\$10,201,512	\$7,486,252	\$7,733,520	\$16,897,414	\$13,455,360	\$55,774,058
Quality of Life	\$18,694,152	\$6,751,800	\$6,431,697	\$12,396,526	\$2,706,840	\$46,981,015
Total (Comprehensive Costs)	\$28,895,664	\$14,238,052	\$14,165,217	\$29,293,940	\$16,162,200	\$102,755,073

Kent County Motorcycle-Involved Crashes

Motorcyclist Casualty Severity	Crash Casualties	Crash Costs
Fatal	9	\$32,522,202
Serious Injury	25	\$8,154,425
Moderate Injury	53	\$4,441,135
Minor Injury	37	\$2,683,499
Property Damage Only	33	\$279,906
Total	157	\$48,081,167
Average cost of motorcyclist casualty	\$306,249	



Costs of Motorcycle Traffic Crashes in Kent County (2010 Dollars)						
	Fatal	Serious Injury	Moderate Injury	Minor Injury	Property Damage Only	Total
Medical Care	\$360,990	\$1,561,975	\$815,511	\$379,361	\$35,310	\$3,153,147
Future Earnings (Lost Wages)	\$10,984,014	\$2,552,775	\$1,336,766	\$928,515	\$78,078	\$15,880,148
Public Services	\$7,731	\$10,050	\$9,646	\$6,438	\$1,584	\$35,449
Property Damage and Loss	\$138,546	\$172,275	\$297,330	\$202,686	\$89,265	\$900,102
Subtotal (Monetary Costs)	\$11,491,281	\$4,297,075	\$2,459,253	\$1,517,000	\$204,237	\$19,968,846
Quality of Life	\$21,030,921	\$3,857,350	\$1,981,882	\$1,166,499	\$75,669	\$28,112,321
Total (Comprehensive Costs)	\$32,522,202	\$8,154,425	\$4,441,135	\$2,683,499	\$279,906	\$48,081,167

Keweenaw County

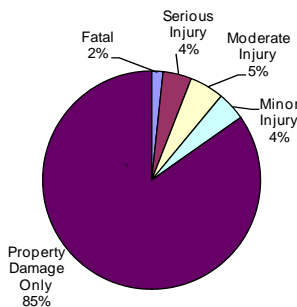
Traffic Crash Casualty Severity	Traffic Crash Casualties	Traffic Crash Costs
Fatal	2	\$7,223,916
Serious Injury	5	\$1,148,230
Moderate Injury	6	\$410,586
Minor Injury	5	\$199,550
Property Damage Only	100	\$369,000
Total	118	\$9,351,282
Average cost of traffic crash casualty	\$79,248	

Index Crime Category	Number of Index Crimes	Index Crime Costs
Murder	0	\$0
Rape	0	\$0
Aggravated Assault	2	\$27,602
Robbery	0	\$0
Larceny	28	\$43,652
Burglary	20	\$74,360
Motor Vehicle Theft	0	\$0
Total	50	\$145,614
Average cost of index crime	\$2,912	

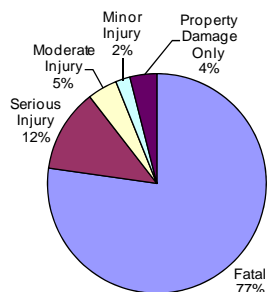
	Fatal	Serious Injury	Moderate Injury	Minor Injury	Property Damage Only	Total
Medical Care	\$80,102	\$223,365	\$78,552	\$34,240	\$35,200	\$451,459
Future Earnings (Lost Wages)	\$2,439,648	\$347,195	\$114,522	\$57,795	\$103,400	\$3,062,560
Public Services	\$1,718	\$1,460	\$822	\$490	\$2,700	\$7,190
Property Damage and Loss	\$28,910	\$31,710	\$30,264	\$22,580	\$165,900	\$279,364
Subtotal (Monetary Costs)	\$2,550,378	\$603,730	\$224,160	\$115,105	\$307,200	\$3,800,573
Quality of Life	\$4,673,538	\$544,500	\$186,426	\$84,445	\$61,800	\$5,550,709
Total (Comprehensive Costs)	\$7,223,916	\$1,148,230	\$410,586	\$199,550	\$369,000	\$9,351,282

	Murder	Rape	Aggravated Assault	Robbery	Larceny	Burglary	Motor Vehicle Theft	Total
Medical Care	\$0	\$0	\$1,732	\$0	\$0	\$0	\$0	\$1,732
Future Earnings (Lost Wages)	\$0	\$0	\$3,446	\$0	\$700	\$640	\$0	\$4,786
Public Services	\$0	\$0	\$630	\$0	\$14,000	\$8,760	\$0	\$23,390
Property Damage and Loss	\$0	\$0	\$152	\$0	\$28,952	\$56,660	\$0	\$85,764
Subtotal (Monetary Costs)	\$0	\$0	\$5,960	\$0	\$43,652	\$66,060	\$0	\$115,672
Quality of Life	\$0	\$0	\$21,642	\$0	\$0	\$8,300	\$0	\$29,942
Total (Comprehensive Costs)	\$0	\$0	\$27,602	\$0	\$43,652	\$74,360	\$0	\$145,614

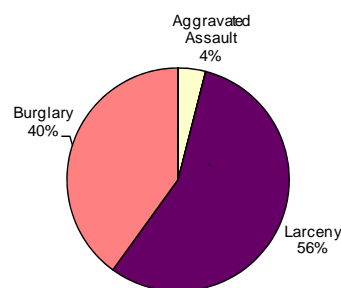
Traffic Crash Casualties



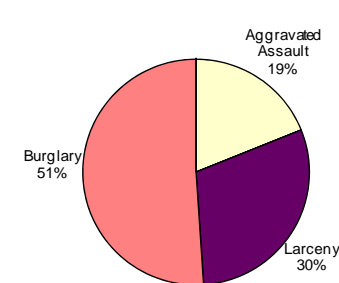
Traffic Crash Costs



Index Crimes



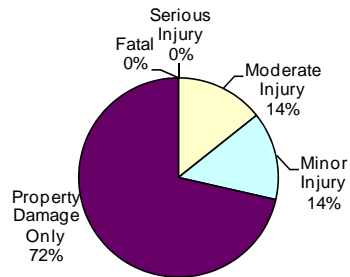
Index Crime Costs



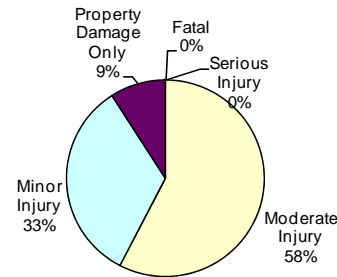
Keweenaw County Alcohol-Involved Crashes

Traffic Crash Casualty Severity	Traffic Crash Casualties	Traffic Crash Costs
Fatal	0	\$0
Serious Injury	0	\$0
Moderate Injury	1	\$111,416
Minor Injury	1	\$64,140
Property Damage Only	5	\$17,680
Total	7	\$193,236
Average cost of traffic crash casualty	\$27,605	

Traffic Crash Casualties



Traffic Crash Costs



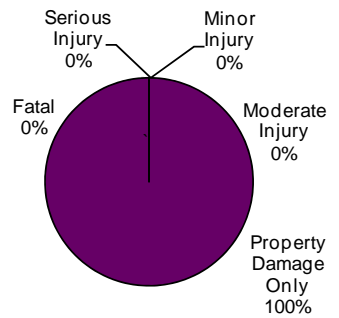
Costs of Alcohol-Involved Traffic Crashes in Keweenaw County (2010 Dollars)

	Fatal	Serious Injury	Moderate Injury	Minor Injury	Property Damage Only	Total
Medical Care	\$0	\$0	\$25,633	\$9,366	\$1,535	\$36,534
Future Earnings (Lost Wages)	\$0	\$0	\$29,443	\$16,267	\$4,875	\$50,585
Public Services	\$0	\$0	\$178	\$106	\$135	\$419
Property Damage and Loss	\$0	\$0	\$5,558	\$4,226	\$7,695	\$17,479
Subtotal (Monetary Costs)	\$0	\$0	\$60,812	\$29,965	\$14,240	\$105,017
Quality of Life	\$0	\$0	\$50,604	\$34,175	\$3,440	\$88,219
Total (Comprehensive Costs)	\$0	\$0	\$111,416	\$64,140	\$17,680	\$193,236

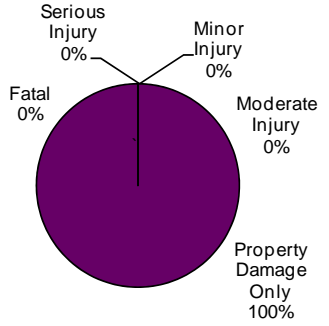
Keweenaw County Teen-Involved Crashes

Traffic Crash Casualty Severity	Traffic Crash Casualties	Traffic Crash Costs
Fatal	0	\$0
Serious Injury	0	\$0
Moderate Injury	0	\$0
Minor Injury	0	\$0
Property Damage Only	12	\$44,280
Total	12	\$44,280
Average cost of traffic crash casualty	\$3,690	

Traffic Crash Casualties



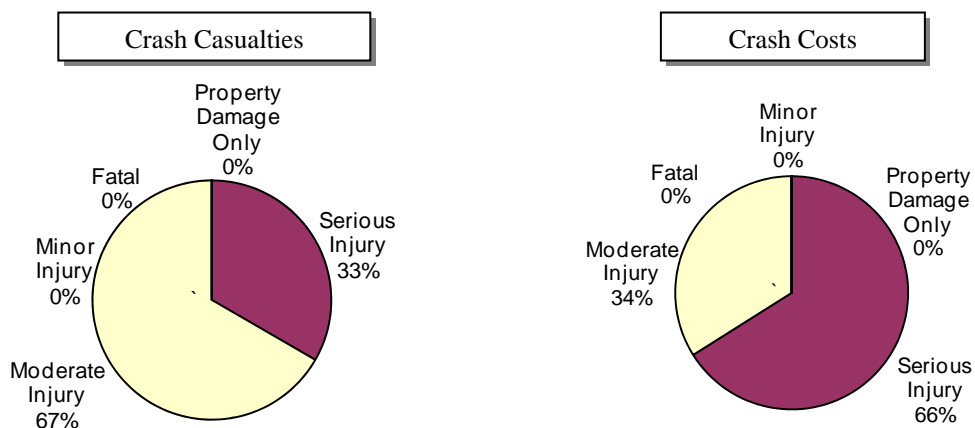
Traffic Crash Costs



Costs of Teen Driver Traffic Crashes in Keweenaw County (2010 Dollars)						
	Fatal	Serious Injury	Moderate Injury	Minor Injury	Property Damage Only	Total
Medical Care	\$0	\$0	\$0	\$0	\$4,224	\$4,224
Future Earnings (Lost Wages)	\$0	\$0	\$0	\$0	\$12,408	\$12,408
Public Services	\$0	\$0	\$0	\$0	\$324	\$324
Property Damage and Loss	\$0	\$0	\$0	\$0	\$19,908	\$19,908
Subtotal (Monetary Costs)	\$0	\$0	\$0	\$0	\$36,864	\$36,864
Quality of Life	\$0	\$0	\$0	\$0	\$7,416	\$7,416
Total (Comprehensive Costs)	\$0	\$0	\$0	\$0	\$44,280	\$44,280

Keweenaw County Motorcycle-Involved Crashes

Motorcyclist Casualty Severity	Crash Casualties	Crash Costs
Fatal	0	\$0
Serious Injury	1	\$326,177
Moderate Injury	2	\$167,590
Minor Injury	0	\$0
Property Damage Only	0	\$0
Total	3	\$493,767
Average cost of motorcyclist casualty	\$164,589	



Costs of Motorcycle Traffic Crashes in Keweenaw County (2010 Dollars)						
	Fatal	Serious Injury	Moderate Injury	Minor Injury	Property Damage Only	Total
Medical Care	\$0	\$62,479	\$30,774	\$0	\$0	\$93,253
Future Earnings (Lost Wages)	\$0	\$102,111	\$50,444	\$0	\$0	\$152,555
Public Services	\$0	\$402	\$364	\$0	\$0	\$766
Property Damage and Loss	\$0	\$6,891	\$11,220	\$0	\$0	\$18,111
Subtotal (Monetary Costs)	\$0	\$171,883	\$92,802	\$0	\$0	\$264,685
Quality of Life	\$0	\$154,294	\$74,788	\$0	\$0	\$229,082
Total (Comprehensive Costs)	\$0	\$326,177	\$167,590	\$0	\$0	\$493,767

Lake County

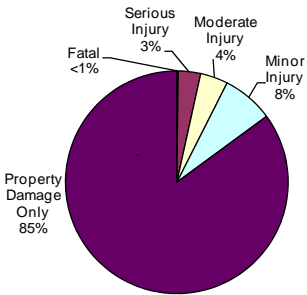
Traffic Crash Casualty Severity	Traffic Crash Casualties	Traffic Crash Costs
Fatal	1	\$3,611,958
Serious Injury	17	\$3,903,982
Moderate Injury	21	\$1,437,051
Minor Injury	39	\$1,556,490
Property Damage Only	445	\$1,642,050
Total	523	\$12,151,531
Average cost of traffic crash casualty		\$23,234

Index Crime Category	Number of Index Crimes	Index Crime Costs
Murder	0	\$0
Rape	15	\$2,854,725
Aggravated Assault	19	\$262,219
Robbery	0	\$0
Larceny	131	\$204,229
Burglary	127	\$472,186
Motor Vehicle Theft	7	\$55,188
Total	299	\$3,848,547
Average cost of index crime		\$12,871

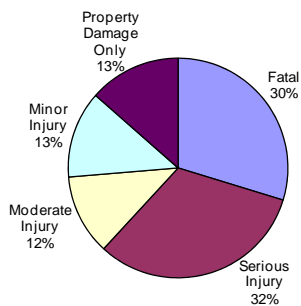
	Fatal	Serious Injury	Moderate Injury	Minor Injury	Property Damage Only	Total
Medical Care	\$40,051	\$759,441	\$274,932	\$267,072	\$156,640	\$1,498,136
Future Earnings (Lost Wages)	\$1,219,824	\$1,180,463	\$400,827	\$450,801	\$460,130	\$3,712,045
Public Services	\$859	\$4,964	\$2,877	\$3,822	\$12,015	\$24,537
Property Damage and Loss	\$14,455	\$107,814	\$105,924	\$176,124	\$738,255	\$1,142,572
Subtotal (Monetary Costs)	\$1,275,189	\$2,052,682	\$784,560	\$897,819	\$1,367,040	\$6,377,290
Quality of Life	\$2,336,769	\$1,851,300	\$652,491	\$658,671	\$275,010	\$5,774,241
Total (Comprehensive Costs)	\$3,611,958	\$3,903,982	\$1,437,051	\$1,556,490	\$1,642,050	\$12,151,531

	Murder	Rape	Aggravated Assault	Robbery	Larceny	Burglary	Motor Vehicle Theft	Total
Medical Care	\$0	\$80,580	\$16,454	\$0	\$0	\$0	\$0	\$97,034
Future Earnings (Lost Wages)	\$0	\$137,670	\$32,737	\$0	\$3,275	\$4,064	\$651	\$178,397
Public Services	\$0	\$11,145	\$5,985	\$0	\$65,500	\$55,626	\$2,177	\$140,433
Property Damage and Loss	\$0	\$2,250	\$1,444	\$0	\$135,454	\$359,791	\$49,721	\$548,660
Subtotal (Monetary Costs)	\$0	\$231,645	\$56,620	\$0	\$204,229	\$419,481	\$52,549	\$964,524
Quality of Life	\$0	\$2,623,080	\$205,599	\$0	\$0	\$52,705	\$2,639	\$2,884,023
Total (Comprehensive Costs)	\$0	\$2,854,725	\$262,219	\$0	\$204,229	\$472,186	\$55,188	\$3,848,547

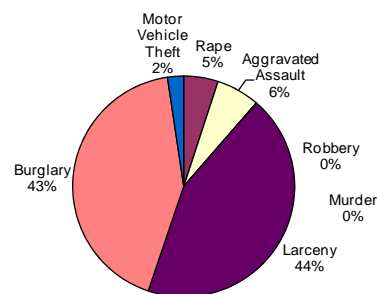
Traffic Crash Casualties



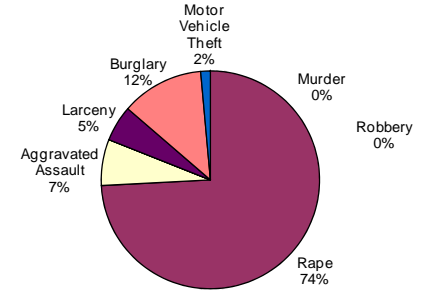
Traffic Crash Costs



Index Crimes



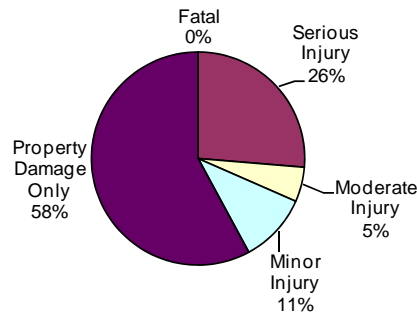
Index Crime Costs



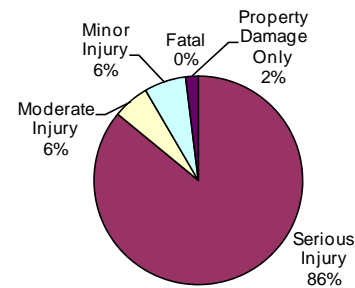
Lake County Alcohol-Involved Crashes

Traffic Crash Casualty Severity	Traffic Crash Casualties	Traffic Crash Costs
Fatal	0	\$0
Serious Injury	5	\$1,704,005
Moderate Injury	1	\$111,416
Minor Injury	2	\$128,280
Property Damage Only	11	\$38,896
Total	19	\$1,982,597
Average cost of traffic crash casualty	\$104,347	

Traffic Crash Casualties



Traffic Crash Costs

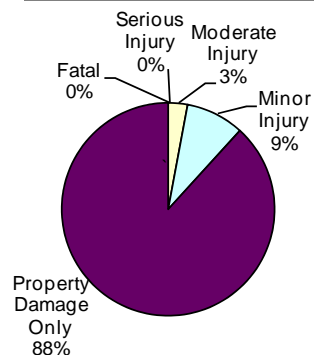


Costs of Alcohol-Involved Traffic Crashes in Lake County (2010 Dollars)						
	Fatal	Serious Injury	Moderate Injury	Minor Injury	Property Damage Only	Total
Medical Care	\$0	\$343,720	\$25,633	\$18,732	\$3,377	\$391,462
Future Earnings (Lost Wages)	\$0	\$502,100	\$29,443	\$32,534	\$10,725	\$574,802
Public Services	\$0	\$1,905	\$178	\$212	\$297	\$2,592
Property Damage and Loss	\$0	\$34,670	\$5,558	\$8,452	\$16,929	\$65,609
Subtotal (Monetary Costs)	\$0	\$882,395	\$60,812	\$59,930	\$31,328	\$1,034,465
Quality of Life	\$0	\$821,610	\$50,604	\$68,350	\$7,568	\$948,132
Total (Comprehensive Costs)	\$0	\$1,704,005	\$111,416	\$128,280	\$38,896	\$1,982,597

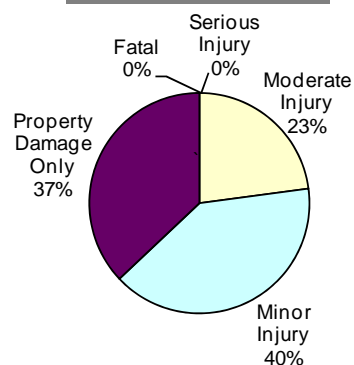
Lake County Teen-Involved Crashes

Traffic Crash Casualty Severity	Traffic Crash Casualties	Traffic Crash Costs
Fatal	0	\$0
Serious Injury	0	\$0
Moderate Injury	1	\$68,431
Minor Injury	3	\$119,730
Property Damage Only	30	\$110,700
Total	34	\$298,861
Average cost of traffic crash casualty	\$8,790	

Traffic Crash Casualties



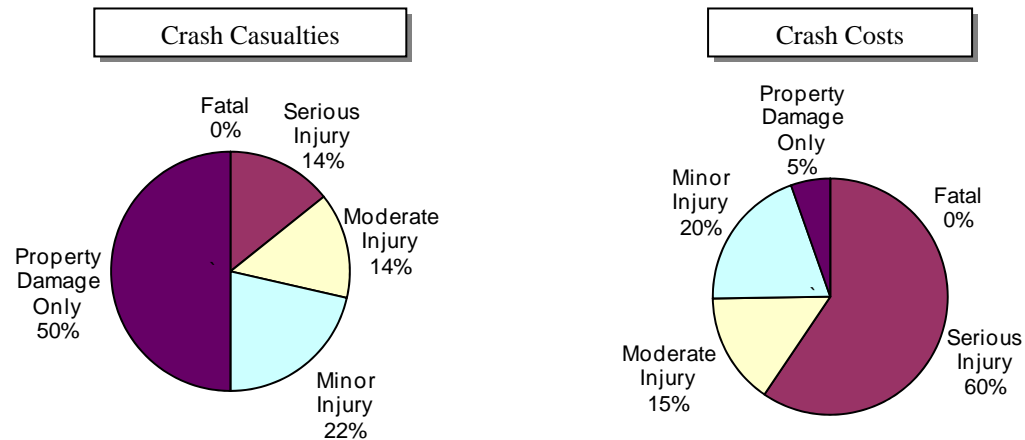
Traffic Crash Costs



Costs of Teen Driver Traffic Crashes in Lake County (2010 Dollars)						
	Fatal	Serious Injury	Moderate Injury	Minor Injury	Property Damage Only	Total
Medical Care	\$0	\$0	\$13,092	\$20,544	\$10,560	\$44,196
Future Earnings (Lost Wages)	\$0	\$0	\$19,087	\$34,677	\$31,020	\$84,784
Public Services	\$0	\$0	\$137	\$294	\$810	\$1,241
Property Damage and Loss	\$0	\$0	\$5,044	\$13,548	\$49,770	\$68,362
Subtotal (Monetary Costs)	\$0	\$0	\$37,360	\$69,063	\$92,160	\$198,583
Quality of Life	\$0	\$0	\$31,071	\$50,667	\$18,540	\$100,278
Total (Comprehensive Costs)	\$0	\$0	\$68,431	\$119,730	\$110,700	\$298,861

Lake County Motorcycle-Involved Crashes

Motorcyclist Casualty Severity	Crash Casualties	Crash Costs
Fatal	0	\$0
Serious Injury	2	\$652,354
Moderate Injury	2	\$167,590
Minor Injury	3	\$217,581
Property Damage Only	7	\$59,374
Total	14	\$1,096,899
Average cost of motorcyclist casualty	\$78,350	



Costs of Motorcycle Traffic Crashes in Lake County (2010 Dollars)						
	Fatal	Serious Injury	Moderate Injury	Minor Injury	Property Damage Only	Total
Medical Care	\$0	\$124,958	\$30,774	\$30,759	\$7,490	\$193,981
Future Earnings (Lost Wages)	\$0	\$204,222	\$50,444	\$75,285	\$16,562	\$346,513
Public Services	\$0	\$804	\$364	\$522	\$336	\$2,026
Property Damage and Loss	\$0	\$13,782	\$11,220	\$16,434	\$18,935	\$60,371
Subtotal (Monetary Costs)	\$0	\$343,766	\$92,802	\$123,000	\$43,323	\$602,891
Quality of Life	\$0	\$308,588	\$74,788	\$94,581	\$16,051	\$494,008
Total (Comprehensive Costs)	\$0	\$652,354	\$167,590	\$217,581	\$59,374	\$1,096,899

Lapeer County

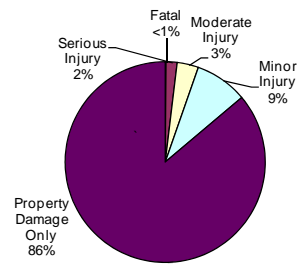
Traffic Crash Casualty Severity	Traffic Crash Casualties	Traffic Crash Costs
Fatal	5	\$18,059,790
Serious Injury	70	\$16,075,220
Moderate Injury	136	\$9,306,616
Minor Injury	333	\$13,290,030
Property Damage Only	3380	\$12,472,200
Total	3924	\$69,203,856
Average cost of traffic crash casualty	\$17,636	

Index Crime Category	Number of Index Crimes	Index Crime Costs
Murder	0	\$0
Rape	35	\$6,661,025
Aggravated Assault	90	\$1,242,090
Robbery	5	\$96,955
Larceny	964	\$1,502,876
Burglary	280	\$1,041,040
Motor Vehicle Theft	58	\$457,272
Total	1432	\$11,001,258
Average cost of index crime	\$7,682	

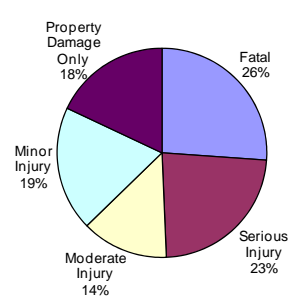
	Fatal	Serious Injury	Moderate Injury	Minor Injury	Property Damage Only	Total
Medical Care	\$200,255	\$3,127,110	\$1,780,512	\$2,280,384	\$1,189,760	\$8,578,021
Future Earnings (Lost Wages)	\$6,099,120	\$4,860,730	\$2,595,832	\$3,849,147	\$3,494,920	\$20,899,749
Public Services	\$4,295	\$20,440	\$18,632	\$32,634	\$91,260	\$167,261
Property Damage and Loss	\$72,275	\$443,940	\$685,984	\$1,503,828	\$5,607,420	\$8,313,447
Subtotal (Monetary Costs)	\$6,375,945	\$8,452,220	\$5,080,960	\$7,665,993	\$10,383,360	\$37,958,478
Quality of Life	\$11,683,845	\$7,623,000	\$4,225,656	\$5,624,037	\$2,088,840	\$31,245,378
Total (Comprehensive Costs)	\$18,059,790	\$16,075,220	\$9,306,616	\$13,290,030	\$12,472,200	\$69,203,856

	Murder	Rape	Aggravated Assault	Robbery	Larceny	Burglary	Motor Vehicle Theft	Total
Medical Care	\$0	\$188,020	\$77,940	\$13,210	\$0	\$0	\$0	\$279,170
Future Earnings (Lost Wages)	\$0	\$321,230	\$155,070	\$12,455	\$24,100	\$8,960	\$5,394	\$527,209
Public Services	\$0	\$26,005	\$28,350	\$2,160	\$482,000	\$122,640	\$18,038	\$679,193
Property Damage and Loss	\$0	\$5,250	\$6,840	\$6,315	\$996,776	\$793,240	\$411,974	\$2,220,395
Subtotal (Monetary Costs)	\$0	\$540,505	\$268,200	\$34,140	\$1,502,876	\$924,840	\$435,406	\$3,705,967
Quality of Life	\$0	\$6,120,520	\$973,890	\$62,815	\$0	\$116,200	\$21,866	\$7,295,291
Total (Comprehensive Costs)	\$0	\$6,661,025	\$1,242,090	\$96,955	\$1,502,876	\$1,041,040	\$457,272	\$11,001,258

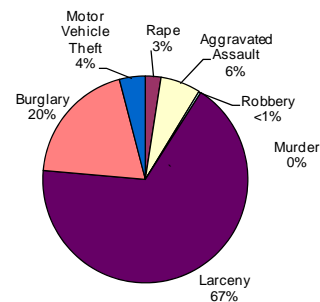
Traffic Crash Casualties



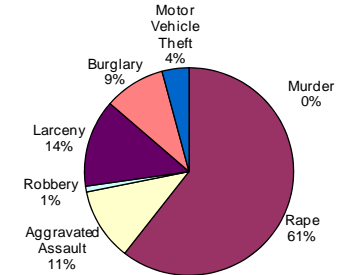
Traffic Crash Costs



Index Crimes



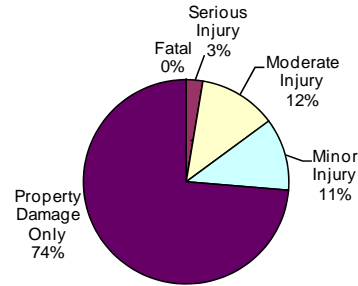
Index Crime Costs



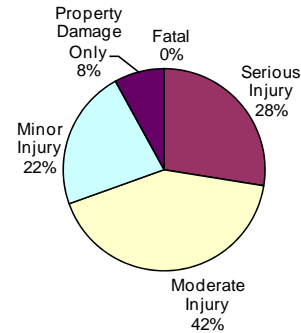
Lapeer County Alcohol-Involved Crashes

Traffic Crash Casualty Severity	Traffic Crash Casualties	Traffic Crash Costs
Fatal	0	\$0
Serious Injury	3	\$1,022,403
Moderate Injury	14	\$1,559,824
Minor Injury	13	\$833,820
Property Damage Only	84	\$297,024
Total	114	\$3,713,071
Average cost of traffic crash casualty	\$32,571	

Traffic Crash Casualties



Traffic Crash Costs

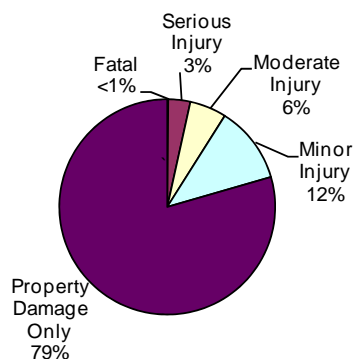


Costs of Alcohol-Involved Traffic Crashes in Lapeer County (2010 Dollars)						
	Fatal	Serious Injury	Moderate Injury	Minor Injury	Property Damage Only	Total
Medical Care	\$0	\$206,232	\$358,862	\$121,758	\$25,788	\$712,640
Future Earnings (Lost Wages)	\$0	\$301,260	\$412,202	\$211,471	\$81,900	\$1,006,833
Public Services	\$0	\$1,143	\$2,492	\$1,378	\$2,268	\$7,281
Property Damage and Loss	\$0	\$20,802	\$77,812	\$54,938	\$129,276	\$282,828
Subtotal (Monetary Costs)	\$0	\$529,437	\$851,368	\$389,545	\$239,232	\$2,009,582
Quality of Life	\$0	\$492,966	\$708,456	\$444,275	\$57,792	\$1,703,489
Total (Comprehensive Costs)	\$0	\$1,022,403	\$1,559,824	\$833,820	\$297,024	\$3,713,071

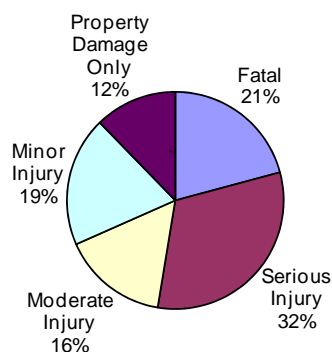
Lapeer County Teen-Involved Crashes

Traffic Crash Casualty Severity	Traffic Crash Casualties	Traffic Crash Costs
Fatal	1	\$3,611,958
Serious Injury	24	\$5,511,504
Moderate Injury	40	\$2,737,240
Minor Injury	84	\$3,352,440
Property Damage Only	577	\$2,129,130
Total	726	\$17,342,272
Average cost of traffic crash casualty	\$23,887	

Traffic Crash Casualties



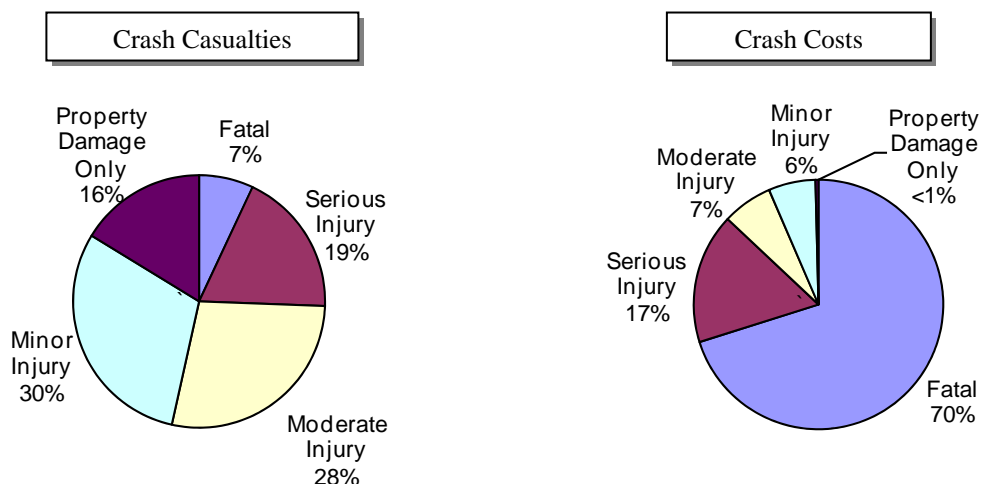
Traffic Crash Costs



Costs of Teen Driver Traffic Crashes in Lapeer County (2010 Dollars)						
	Fatal	Serious Injury	Moderate Injury	Minor Injury	Property Damage Only	Total
Medical Care	\$40,051	\$1,072,152	\$523,680	\$575,232	\$203,104	\$2,414,219
Future Earnings (Lost Wages)	\$1,219,824	\$1,666,536	\$763,480	\$970,956	\$596,618	\$5,217,414
Public Services	\$859	\$7,008	\$5,480	\$8,232	\$15,579	\$37,158
Property Damage and Loss	\$14,455	\$152,208	\$201,760	\$379,344	\$957,243	\$1,705,010
Subtotal (Monetary Costs)	\$1,275,189	\$2,897,904	\$1,494,400	\$1,933,764	\$1,772,544	\$9,373,801
Quality of Life	\$2,336,769	\$2,613,600	\$1,242,840	\$1,418,676	\$356,586	\$7,968,471
Total (Comprehensive Costs)	\$3,611,958	\$5,511,504	\$2,737,240	\$3,352,440	\$2,129,130	\$17,342,272

Lapeer County Motorcycle-Involved Crashes

Motorcyclist Casualty Severity	Crash Casualties	Crash Costs
Fatal	3	\$10,840,734
Serious Injury	8	\$2,609,416
Moderate Injury	12	\$1,005,540
Minor Injury	13	\$942,851
Property Damage Only	7	\$59,374
Total	43	\$15,457,915
Average cost of motorcyclist casualty	\$359,486	



Costs of Motorcycle Traffic Crashes in Lapeer County (2010 Dollars)						
	Fatal	Serious Injury	Moderate Injury	Minor Injury	Property Damage Only	Total
Medical Care	\$120,330	\$499,832	\$184,644	\$133,289	\$7,490	\$945,585
Future Earnings (Lost Wages)	\$3,661,338	\$816,888	\$302,664	\$326,235	\$16,562	\$5,123,687
Public Services	\$2,577	\$3,216	\$2,184	\$2,262	\$336	\$10,575
Property Damage and Loss	\$46,182	\$55,128	\$67,320	\$71,214	\$18,935	\$258,779
Subtotal (Monetary Costs)	\$3,830,427	\$1,375,064	\$556,812	\$533,000	\$43,323	\$6,338,626
Quality of Life	\$7,010,307	\$1,234,352	\$448,728	\$409,851	\$16,051	\$9,119,289
Total (Comprehensive Costs)	\$10,840,734	\$2,609,416	\$1,005,540	\$942,851	\$59,374	\$15,457,915

Leelanau County

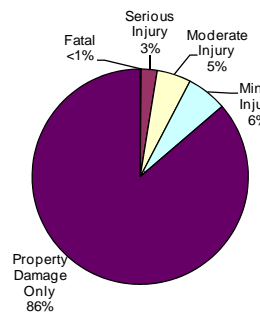
Traffic Crash Casualty Severity	Traffic Crash Casualties	Traffic Crash Costs
Fatal	1	\$3,611,958
Serious Injury	17	\$3,903,982
Moderate Injury	36	\$2,463,516
Minor Injury	43	\$1,716,130
Property Damage Only	612	\$2,258,280
Total	709	\$13,953,866
Average cost of traffic crash casualty		\$19,681

Index Crime Category	Number of Index Crimes	Index Crime Costs
Murder	1	\$4,287,156
Rape	6	\$1,141,890
Aggravated Assault	5	\$69,005
Robbery	2	\$38,782
Larceny	106	\$165,254
Burglary	39	\$145,002
Motor Vehicle Theft	4	\$31,536
Total	163	\$5,878,625
Average cost of index crime		\$36,065

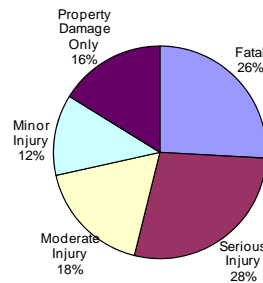
	Fatal	Serious Injury	Moderate Injury	Minor Injury	Property Damage Only	Total
Medical Care	\$40,051	\$759,441	\$471,312	\$294,464	\$215,424	\$1,780,692
Future Earnings (Lost Wages)	\$1,219,824	\$1,180,463	\$687,132	\$497,037	\$632,808	\$4,217,264
Public Services	\$859	\$4,964	\$4,932	\$4,214	\$16,524	\$31,493
Property Damage and Loss	\$14,455	\$107,814	\$181,584	\$194,188	\$1,015,308	\$1,513,349
Subtotal (Monetary Costs)	\$1,275,189	\$2,052,682	\$1,344,960	\$989,903	\$1,880,064	\$7,542,798
Quality of Life	\$2,336,769	\$1,851,300	\$1,118,556	\$726,227	\$378,216	\$6,411,068
Total (Comprehensive Costs)	\$3,611,958	\$3,903,982	\$2,463,516	\$1,716,130	\$2,258,280	\$13,953,866

	Murder	Rape	Aggravated Assault	Robbery	Larceny	Burglary	Motor Vehicle Theft	Total
Medical Care	\$44,833	\$32,232	\$4,330	\$5,284	\$0	\$0	\$0	\$86,679
Future Earnings (Lost Wages)	\$1,528,515	\$55,068	\$8,615	\$4,982	\$2,650	\$1,248	\$372	\$1,601,450
Public Services	\$2,826	\$4,458	\$1,575	\$864	\$53,000	\$17,082	\$1,244	\$81,049
Property Damage and Loss	\$1,733	\$900	\$380	\$2,526	\$109,604	\$110,487	\$28,412	\$254,042
Subtotal (Monetary Costs)	\$1,577,907	\$92,658	\$14,900	\$13,656	\$165,254	\$128,817	\$30,028	\$2,023,220
Quality of Life	\$2,709,249	\$1,049,232	\$54,105	\$25,126	\$0	\$16,185	\$1,508	\$3,855,405
Total (Comprehensive Costs)	\$4,287,156	\$1,141,890	\$69,005	\$38,782	\$165,254	\$145,002	\$31,536	\$5,878,625

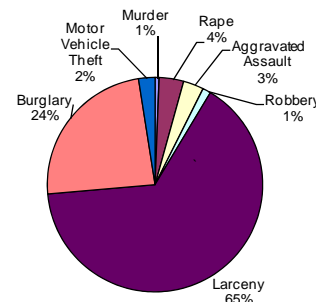
Traffic Crash Casualties



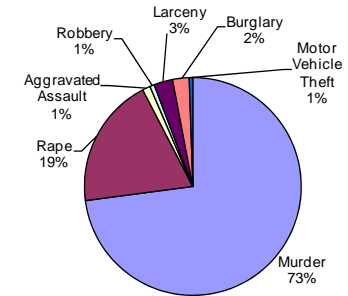
Traffic Crash Costs



Index Crimes



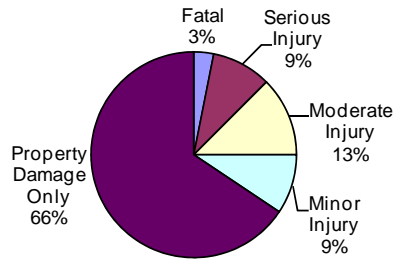
Index Crime Costs



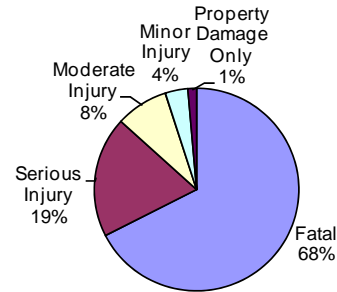
Leelanau County Alcohol-Involved Crashes

Traffic Crash Casualty Severity	Traffic Crash Casualties	Traffic Crash Costs
Fatal	1	\$3,611,958
Serious Injury	3	\$1,022,403
Moderate Injury	4	\$445,664
Minor Injury	3	\$192,420
Property Damage Only	21	\$74,256
Total	32	\$5,346,701
Average cost of traffic crash casualty	\$167,084	

Traffic Crash Casualties



Traffic Crash Costs

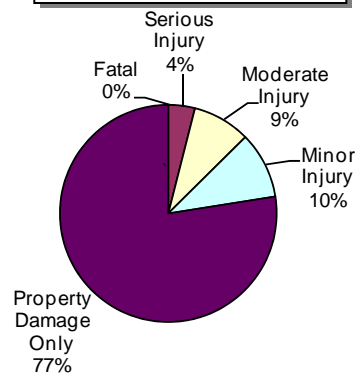


Costs of Alcohol-Involved Traffic Crashes in Leelanau County (2010 Dollars)						
	Fatal	Serious Injury	Moderate Injury	Minor Injury	Property Damage Only	Total
Medical Care	\$40,051	\$206,232	\$102,532	\$28,098	\$6,447	\$383,360
Future Earnings (Lost Wages)	\$1,219,824	\$301,260	\$117,772	\$48,801	\$20,475	\$1,708,132
Public Services	\$859	\$1,143	\$712	\$318	\$567	\$3,599
Property Damage and Loss	\$14,455	\$20,802	\$22,232	\$12,678	\$32,319	\$102,486
Subtotal (Monetary Costs)	\$1,275,189	\$529,437	\$243,248	\$89,895	\$59,808	\$2,197,577
Quality of Life	\$2,336,769	\$492,966	\$202,416	\$102,525	\$14,448	\$3,149,124
Total (Comprehensive Costs)	\$3,611,958	\$1,022,403	\$445,664	\$192,420	\$74,256	\$5,346,701

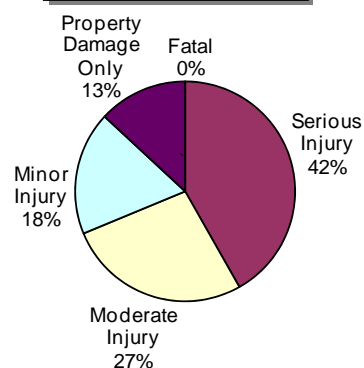
Leelanau County Teen-Involved Crashes

Traffic Crash Casualty Severity	Traffic Crash Casualties	Traffic Crash Costs
Fatal	0	\$0
Serious Injury	6	\$1,377,876
Moderate Injury	13	\$889,603
Minor Injury	15	\$598,650
Property Damage Only	117	\$431,730
Total	151	\$3,297,859
Average cost of traffic crash casualty	\$21,840	

Traffic Crash Casualties



Traffic Crash Costs

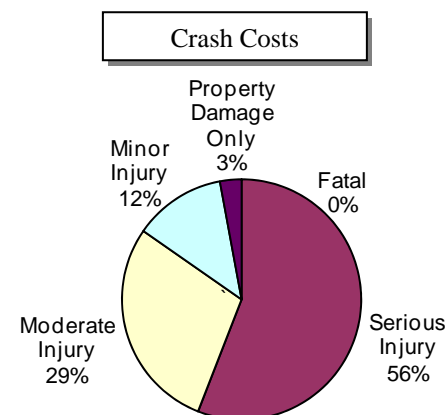
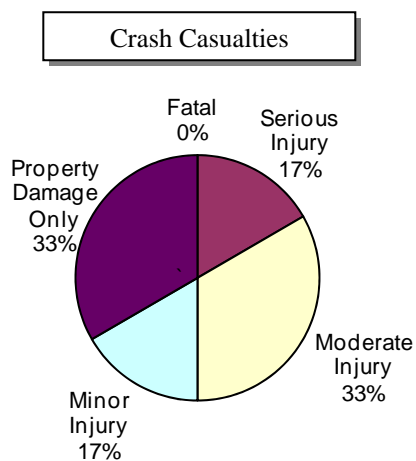


Costs of Teen Driver Traffic Crashes in Leelanau County (2010 Dollars)

	Fatal	Serious Injury	Moderate Injury	Minor Injury	Property Damage Only	Total
Medical Care	\$0	\$268,038	\$170,196	\$102,720	\$41,184	\$582,138
Future Earnings (Lost Wages)	\$0	\$416,634	\$248,131	\$173,385	\$120,978	\$959,128
Public Services	\$0	\$1,752	\$1,781	\$1,470	\$3,159	\$8,162
Property Damage and Loss	\$0	\$38,052	\$65,572	\$67,740	\$194,103	\$365,467
Subtotal (Monetary Costs)	\$0	\$724,476	\$485,680	\$345,315	\$359,424	\$1,914,895
Quality of Life	\$0	\$653,400	\$403,923	\$253,335	\$72,306	\$1,382,964
Total (Comprehensive Costs)	\$0	\$1,377,876	\$889,603	\$598,650	\$431,730	\$3,297,859

Leelanau County Motorcycle-Involved Crashes

Motorcyclist Casualty Severity	Crash Casualties	Crash Costs
Fatal	0	\$0
Serious Injury	1	\$326,177
Moderate Injury	2	\$167,590
Minor Injury	1	\$72,527
Property Damage Only	2	\$16,964
Total	6	\$583,258
Average cost of motorcyclist casualty	\$97,210	



Costs of Motorcycle Traffic Crashes in Leelanau County (2010 Dollars)						
	Fatal	Serious Injury	Moderate Injury	Minor Injury	Property Damage Only	Total
Medical Care	\$0	\$62,479	\$30,774	\$10,253	\$2,140	\$105,646
Future Earnings (Lost Wages)	\$0	\$102,111	\$50,444	\$25,095	\$4,732	\$182,382
Public Services	\$0	\$402	\$364	\$174	\$96	\$1,036
Property Damage and Loss	\$0	\$6,891	\$11,220	\$5,478	\$5,410	\$28,999
Subtotal (Monetary Costs)	\$0	\$171,883	\$92,802	\$41,000	\$12,378	\$318,063
Quality of Life	\$0	\$154,294	\$74,788	\$31,527	\$4,586	\$265,195
Total (Comprehensive Costs)	\$0	\$326,177	\$167,590	\$72,527	\$16,964	\$583,258

Lenawee County

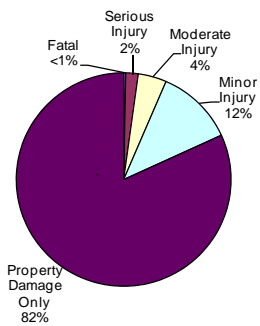
Traffic Crash Casualty Severity	Traffic Crash Casualties	Traffic Crash Costs
Fatal	11	\$39,731,538
Serious Injury	69	\$15,845,574
Moderate Injury	156	\$10,675,236
Minor Injury	429	\$17,121,390
Property Damage Only	2992	\$11,040,480
Total	3657	\$94,414,218
Average cost of traffic crash casualty		\$25,817

Index Crime Category	Number of Index Crimes	Index Crime Costs
Murder	0	\$0
Rape	64	\$12,180,160
Aggravated Assault	119	\$1,642,319
Robbery	21	\$407,211
Larceny	1312	\$2,045,408
Burglary	414	\$1,539,252
Motor Vehicle Theft	73	\$575,532
Total	2003	\$18,389,882
Average cost of index crime		\$9,181

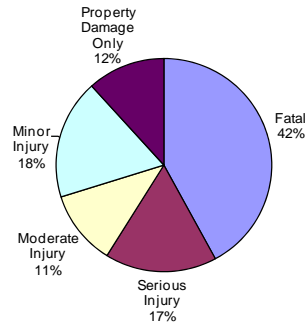
	Fatal	Serious Injury	Moderate Injury	Minor Injury	Property Damage Only	Total
Medical Care	\$440,561	\$3,082,437	\$2,042,352	\$2,937,792	\$1,053,184	\$9,556,326
Future Earnings (Lost Wages)	\$13,418,064	\$4,791,291	\$2,977,572	\$4,958,811	\$3,093,728	\$29,239,466
Public Services	\$9,449	\$20,148	\$21,372	\$42,042	\$80,784	\$173,795
Property Damage and Loss	\$159,005	\$437,598	\$786,864	\$1,937,364	\$4,963,728	\$8,284,559
Subtotal (Monetary Costs)	\$14,027,079	\$8,331,474	\$5,828,160	\$9,876,009	\$9,191,424	\$47,254,146
Quality of Life	\$25,704,459	\$7,514,100	\$4,847,076	\$7,245,381	\$1,849,056	\$47,160,072
Total (Comprehensive Costs)	\$39,731,538	\$15,845,574	\$10,675,236	\$17,121,390	\$11,040,480	\$94,414,218

	Murder	Rape	Aggravated Assault	Robbery	Larceny	Burglary	Motor Vehicle Theft	Total
Medical Care	\$0	\$343,808	\$103,054	\$55,482	\$0	\$0	\$0	\$502,344
Future Earnings (Lost Wages)	\$0	\$587,392	\$205,037	\$52,311	\$32,800	\$13,248	\$6,789	\$897,577
Public Services	\$0	\$47,552	\$37,485	\$9,072	\$656,000	\$181,332	\$22,703	\$954,144
Property Damage and Loss	\$0	\$9,600	\$9,044	\$26,523	\$1,356,608	\$1,172,862	\$518,519	\$3,093,156
Subtotal (Monetary Costs)	\$0	\$988,352	\$354,620	\$143,388	\$2,045,408	\$1,367,442	\$548,011	\$5,447,221
Quality of Life	\$0	\$11,191,808	\$1,287,699	\$263,823	\$0	\$171,810	\$27,521	\$12,942,661
Total (Comprehensive Costs)	\$0	\$12,180,160	\$1,642,319	\$407,211	\$2,045,408	\$1,539,252	\$575,532	\$18,389,882

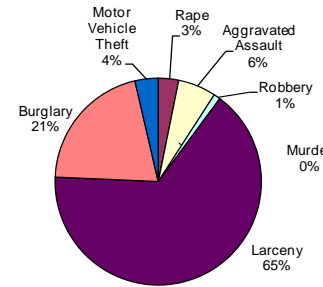
Traffic Crash Casualties



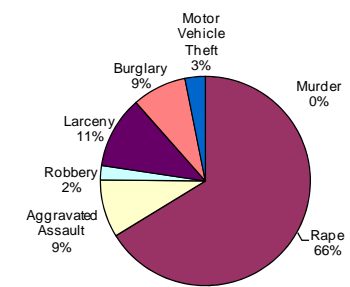
Traffic Crash Costs



Index Crimes



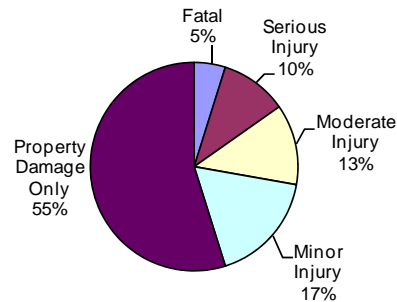
Index Crime Costs



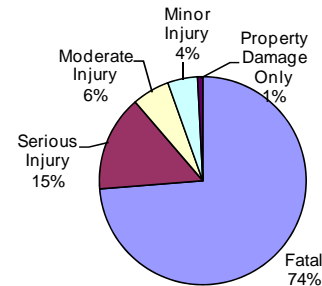
Lenawee County Alcohol-Involved Crashes

Traffic Crash Casualty Severity	Traffic Crash Casualties	Traffic Crash Costs
Fatal	7	\$25,283,706
Serious Injury	15	\$5,112,015
Moderate Injury	18	\$2,005,488
Minor Injury	25	\$1,603,500
Property Damage Only	79	\$279,344
Total	144	\$34,284,053
Average cost of traffic crash casualty	\$238,084	

Traffic Crash Casualties



Traffic Crash Costs

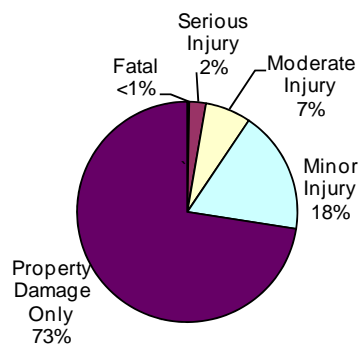


Costs of Alcohol-Involved Traffic Crashes in Lenawee County (2010 Dollars)						
	Fatal	Serious Injury	Moderate Injury	Minor Injury	Property Damage Only	Total
Medical Care	\$280,357	\$1,031,160	\$461,394	\$234,150	\$24,253	\$2,031,314
Future Earnings (Lost Wages)	\$8,538,768	\$1,506,300	\$529,974	\$406,675	\$77,025	\$11,058,742
Public Services	\$6,013	\$5,715	\$3,204	\$2,650	\$2,133	\$19,715
Property Damage and Loss	\$101,185	\$104,010	\$100,044	\$105,650	\$121,581	\$532,470
Subtotal (Monetary Costs)	\$8,926,323	\$2,647,185	\$1,094,616	\$749,125	\$224,992	\$13,642,241
Quality of Life	\$16,357,383	\$2,464,830	\$910,872	\$854,375	\$54,352	\$20,641,812
Total (Comprehensive Costs)	\$25,283,706	\$5,112,015	\$2,005,488	\$1,603,500	\$279,344	\$34,284,053

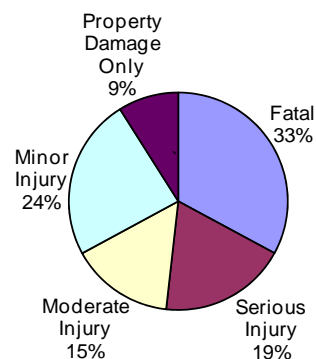
Lenawee County Teen-Involved Crashes

Traffic Crash Casualty Severity	Traffic Crash Casualties	Traffic Crash Costs
Fatal	2	\$7,223,916
Serious Injury	18	\$4,133,628
Moderate Injury	49	\$3,353,119
Minor Injury	132	\$5,268,120
Property Damage Only	531	\$1,959,390
Total	732	\$21,938,173
Average cost of traffic crash casualty	\$29,970	

Traffic Crash Casualties



Traffic Crash Costs



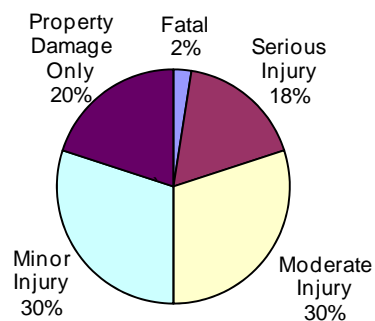
Costs of Teen Driver Traffic Crashes in Lenawee County (2010 Dollars)

	Fatal	Serious Injury	Moderate Injury	Minor Injury	Property Damage Only	Total
Medical Care	\$80,102	\$804,114	\$641,508	\$903,936	\$186,912	\$2,616,572
Future Earnings (Lost Wages)	\$2,439,648	\$1,249,902	\$935,263	\$1,525,788	\$549,054	\$6,699,655
Public Services	\$1,718	\$5,256	\$6,713	\$12,936	\$14,337	\$40,960
Property Damage and Loss	\$28,910	\$114,156	\$247,156	\$596,112	\$880,929	\$1,867,263
Subtotal (Monetary Costs)	\$2,550,378	\$2,173,428	\$1,830,640	\$3,038,772	\$1,631,232	\$11,224,450
Quality of Life	\$4,673,538	\$1,960,200	\$1,522,479	\$2,229,348	\$328,158	\$10,713,723
Total (Comprehensive Costs)	\$7,223,916	\$4,133,628	\$3,353,119	\$5,268,120	\$1,959,390	\$21,938,173

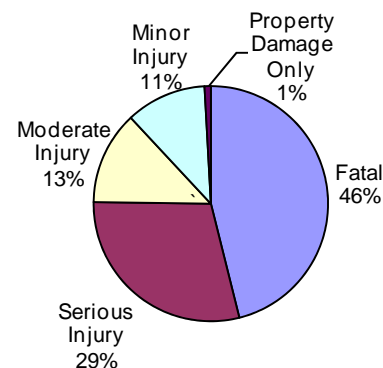
Lenawee County Motorcycle-Involved Crashes

Motorcyclist Casualty Severity	Crash Casualties	Crash Costs
Fatal	1	\$3,613,578
Serious Injury	7	\$2,283,239
Moderate Injury	12	\$1,005,540
Minor Injury	12	\$870,324
Property Damage Only	8	\$67,856
Total	40	\$7,840,537
Average cost of motorcyclist casualty	\$196,013	

Crash Casualties



Crash Costs



Costs of Motorcycle Traffic Crashes in Lenawee County (2010 Dollars)						
	Fatal	Serious Injury	Moderate Injury	Minor Injury	Property Damage Only	Total
Medical Care	\$40,110	\$437,353	\$184,644	\$123,036	\$8,560	\$793,703
Future Earnings (Lost Wages)	\$1,220,446	\$714,777	\$302,664	\$301,140	\$18,928	\$2,557,955
Public Services	\$859	\$2,814	\$2,184	\$2,088	\$384	\$8,329
Property Damage and Loss	\$15,394	\$48,237	\$67,320	\$65,736	\$21,640	\$218,327
Subtotal (Monetary Costs)	\$1,276,809	\$1,203,181	\$556,812	\$492,000	\$49,512	\$3,578,314
Quality of Life	\$2,336,769	\$1,080,058	\$448,728	\$378,324	\$18,344	\$4,262,223
Total (Comprehensive Costs)	\$3,613,578	\$2,283,239	\$1,005,540	\$870,324	\$67,856	\$7,840,537

Livingston County

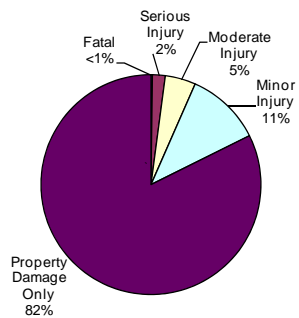
Traffic Crash Casualty Severity	Traffic Crash Casualties	Traffic Crash Costs
Fatal	16	\$57,791,328
Serious Injury	137	\$31,461,502
Moderate Injury	326	\$22,308,506
Minor Injury	805	\$32,127,550
Property Damage Only	5986	\$22,088,340
Total	7270	\$165,777,226
Average cost of traffic crash casualty	\$22,803	

Index Crime Category	Number of Index Crimes	Index Crime Costs
Murder	1	\$4,287,156
Rape	39	\$7,422,285
Aggravated Assault	97	\$1,338,697
Robbery	10	\$193,910
Larceny	1765	\$2,751,635
Burglary	466	\$1,732,588
Motor Vehicle Theft	87	\$685,908
Total	2465	\$18,412,179
Average cost of index crime	\$7,469	

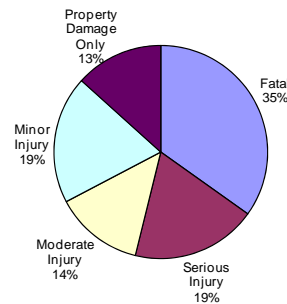
Costs of Traffic Crashes in Livingston County (2010 Dollars)						
	Fatal	Serious Injury	Moderate Injury	Minor Injury	Property Damage Only	Total
Medical Care	\$640,816	\$6,120,201	\$4,267,992	\$5,512,640	\$2,107,072	\$18,648,721
Future Earnings (Lost Wages)	\$19,517,184	\$9,513,143	\$6,222,362	\$9,304,995	\$6,189,524	\$50,747,208
Public Services	\$13,744	\$40,004	\$44,662	\$78,890	\$161,622	\$338,922
Property Damage and Loss	\$231,280	\$868,854	\$1,644,344	\$3,635,380	\$9,930,774	\$16,310,632
Subtotal (Monetary Costs)	\$20,403,024	\$16,542,202	\$12,179,360	\$18,531,905	\$18,388,992	\$86,045,483
Quality of Life	\$37,388,304	\$14,919,300	\$10,129,146	\$13,595,645	\$3,699,348	\$79,731,743
Total (Comprehensive Costs)	\$57,791,328	\$31,461,502	\$22,308,506	\$32,127,550	\$22,088,340	\$165,777,226

Costs of Index Crimes in Livingston County (2010 Dollars)								
	Murder	Rape	Aggravated Assault	Robbery	Larceny	Burglary	Motor Vehicle Theft	Total
Medical Care	\$44,833	\$209,508	\$84,002	\$26,420	\$0	\$0	\$0	\$364,763
Future Earnings (Lost Wages)	\$1,528,515	\$357,942	\$167,131	\$24,910	\$44,125	\$14,912	\$8,091	\$2,145,626
Public Services	\$2,826	\$28,977	\$30,555	\$4,320	\$882,500	\$204,108	\$27,057	\$1,180,343
Property Damage and Loss	\$1,733	\$5,850	\$7,372	\$12,630	\$1,825,010	\$1,320,178	\$617,961	\$3,790,734
Subtotal (Monetary Costs)	\$1,577,907	\$602,277	\$289,060	\$68,280	\$2,751,635	\$1,539,198	\$653,109	\$7,481,466
Quality of Life	\$2,709,249	\$6,820,008	\$1,049,637	\$125,630	\$0	\$193,390	\$32,799	\$10,930,713
Total (Comprehensive Costs)	\$4,287,156	\$7,422,285	\$1,338,697	\$193,910	\$2,751,635	\$1,732,588	\$685,908	\$18,412,179

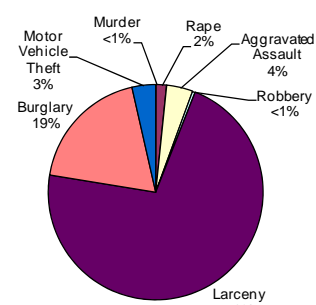
Traffic Crash Casualties



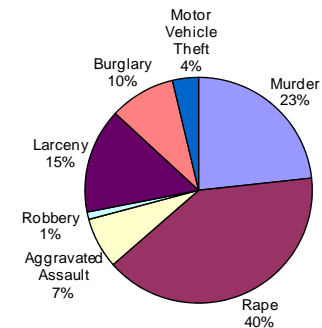
Traffic Crash Costs



Index Crimes



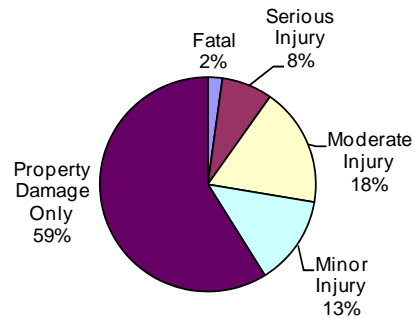
Index Crime Costs



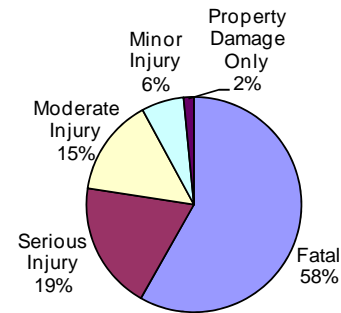
Livingston County Alcohol-Involved Crashes

Traffic Crash Casualty Severity	Traffic Crash Casualties	Traffic Crash Costs
Fatal	6	\$21,671,748
Serious Injury	21	\$7,156,821
Moderate Injury	49	\$5,459,384
Minor Injury	37	\$2,373,180
Property Damage Only	162	\$572,832
Total	275	\$37,233,965
Average cost of traffic crash casualty	\$135,396	

Traffic Crash Casualties



Traffic Crash Costs

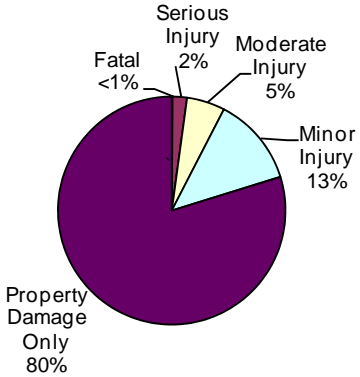


Costs of Alcohol-Involved Traffic Crashes in Livingston County (2010 Dollars)						
	Fatal	Serious Injury	Moderate Injury	Minor Injury	Property Damage Only	Total
Medical Care	\$240,306	\$1,443,624	\$1,256,017	\$346,542	\$49,734	\$3,336,223
Future Earnings (Lost Wages)	\$7,318,944	\$2,108,820	\$1,442,707	\$601,879	\$157,950	\$11,630,300
Public Services	\$5,154	\$8,001	\$8,722	\$3,922	\$4,374	\$30,173
Property Damage and Loss	\$86,730	\$145,614	\$272,342	\$156,362	\$249,318	\$910,366
Subtotal (Monetary Costs)	\$7,651,134	\$3,706,059	\$2,979,788	\$1,108,705	\$461,376	\$15,907,062
Quality of Life	\$14,020,614	\$3,450,762	\$2,479,596	\$1,264,475	\$111,456	\$21,326,903
Total (Comprehensive Costs)	\$21,671,748	\$7,156,821	\$5,459,384	\$2,373,180	\$572,832	\$37,233,965

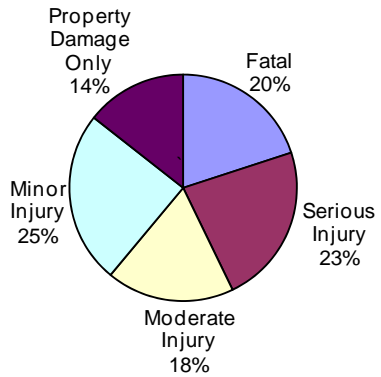
Livingston County Teen-Involved Crashes

Traffic Crash Casualty Severity	Traffic Crash Casualties	Traffic Crash Costs
Fatal	2	\$7,223,916
Serious Injury	36	\$8,267,256
Moderate Injury	96	\$6,569,376
Minor Injury	223	\$8,899,930
Property Damage Only	1408	\$5,195,520
Total	1765	\$36,155,998
Average cost of traffic crash casualty	\$20,485	

Traffic Crash Casualties



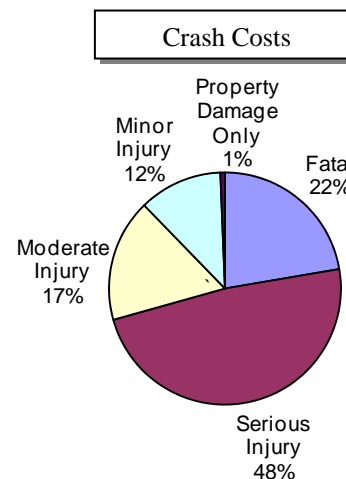
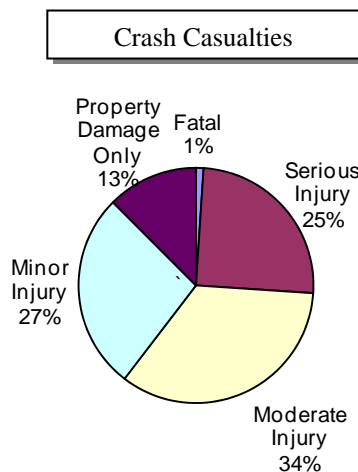
Traffic Crash Costs



Costs of Teen Driver Traffic Crashes in Livingston County (2010 Dollars)						
	Fatal	Serious Injury	Moderate Injury	Minor Injury	Property Damage Only	Total
Medical Care	\$80,102	\$1,608,228	\$1,256,832	\$1,527,104	\$495,616	\$4,967,882
Future Earnings (Lost Wages)	\$2,439,648	\$2,499,804	\$1,832,352	\$2,577,657	\$1,455,872	\$10,805,333
Public Services	\$1,718	\$10,512	\$13,152	\$21,854	\$38,016	\$85,252
Property Damage and Loss	\$28,910	\$228,312	\$484,224	\$1,007,068	\$2,335,872	\$4,084,386
Subtotal (Monetary Costs)	\$2,550,378	\$4,346,856	\$3,586,560	\$5,133,683	\$4,325,376	\$19,942,853
Quality of Life	\$4,673,538	\$3,920,400	\$2,982,816	\$3,766,247	\$870,144	\$16,213,145
Total (Comprehensive Costs)	\$7,223,916	\$8,267,256	\$6,569,376	\$8,899,930	\$5,195,520	\$36,155,998

Livingston County Motorcycle-Involved Crashes

Motorcyclist Casualty Severity	Crash Casualties	Crash Costs
Fatal	1	\$3,613,578
Serious Injury	24	\$7,828,248
Moderate Injury	33	\$2,765,235
Minor Injury	26	\$1,885,702
Property Damage Only	12	\$101,784
Total	96	\$16,194,547
Average cost of motorcyclist casualty	\$168,693	



Costs of Motorcycle Traffic Crashes in Livingston County (2010 Dollars)						
	Fatal	Serious Injury	Moderate Injury	Minor Injury	Property Damage Only	Total
Medical Care	\$40,110	\$1,499,496	\$507,771	\$266,578	\$12,840	\$2,326,795
Future Earnings (Lost Wages)	\$1,220,446	\$2,450,664	\$832,326	\$652,470	\$28,392	\$5,184,298
Public Services	\$859	\$9,648	\$6,006	\$4,524	\$576	\$21,613
Property Damage and Loss	\$15,394	\$165,384	\$185,130	\$142,428	\$32,460	\$540,796
Subtotal (Monetary Costs)	\$1,276,809	\$4,125,192	\$1,531,233	\$1,066,000	\$74,268	\$8,073,502
Quality of Life	\$2,336,769	\$3,703,056	\$1,234,002	\$819,702	\$27,516	\$8,121,045
Total (Comprehensive Costs)	\$3,613,578	\$7,828,248	\$2,765,235	\$1,885,702	\$101,784	\$16,194,547

Luce County

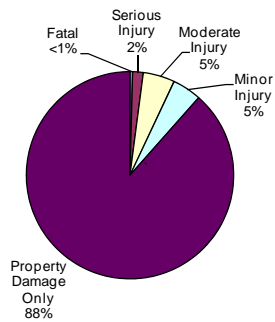
Traffic Crash Casualty Severity	Traffic Crash Casualties	Traffic Crash Costs
Fatal	1	\$3,611,958
Serious Injury	4	\$918,584
Moderate Injury	12	\$821,172
Minor Injury	11	\$439,010
Property Damage Only	215	\$793,350
Total	243	\$6,584,074
Average cost of traffic crash casualty		\$27,095

Index Crime Category	Number of Index Crimes	Index Crime Costs
Murder	0	\$0
Rape	13	\$2,474,095
Aggravated Assault	10	\$138,010
Robbery	0	\$0
Larceny	68	\$106,012
Burglary	78	\$290,004
Motor Vehicle Theft	6	\$47,304
Total	175	\$3,055,425
Average cost of index crime		\$17,460

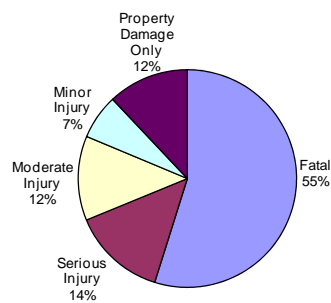
	Fatal	Serious Injury	Moderate Injury	Minor Injury	Property Damage Only	Total
Medical Care	\$40,051	\$178,692	\$157,104	\$75,328	\$75,680	\$526,855
Future Earnings (Lost Wages)	\$1,219,824	\$277,756	\$229,044	\$127,149	\$222,310	\$2,076,083
Public Services	\$859	\$1,168	\$1,644	\$1,078	\$5,805	\$10,554
Property Damage and Loss	\$14,455	\$25,368	\$60,528	\$49,676	\$356,685	\$506,712
Subtotal (Monetary Costs)	\$1,275,189	\$482,984	\$448,320	\$253,231	\$660,480	\$3,120,204
Quality of Life	\$2,336,769	\$435,600	\$372,852	\$185,779	\$132,870	\$3,463,870
Total (Comprehensive Costs)	\$3,611,958	\$918,584	\$821,172	\$439,010	\$793,350	\$6,584,074

	Murder	Rape	Aggravated Assault	Robbery	Larceny	Burglary	Motor Vehicle Theft	Total
Medical Care	\$0	\$69,836	\$8,660	\$0	\$0	\$0	\$0	\$78,496
Future Earnings (Lost Wages)	\$0	\$119,314	\$17,230	\$0	\$1,700	\$2,496	\$558	\$141,298
Public Services	\$0	\$9,659	\$3,150	\$0	\$34,000	\$34,164	\$1,866	\$82,839
Property Damage and Loss	\$0	\$1,950	\$760	\$0	\$70,312	\$220,974	\$42,618	\$336,614
Subtotal (Monetary Costs)	\$0	\$200,759	\$29,800	\$0	\$106,012	\$257,634	\$45,042	\$639,247
Quality of Life	\$0	\$2,273,336	\$108,210	\$0	\$0	\$32,370	\$2,262	\$2,416,178
Total (Comprehensive Costs)	\$0	\$2,474,095	\$138,010	\$0	\$106,012	\$290,004	\$47,304	\$3,055,425

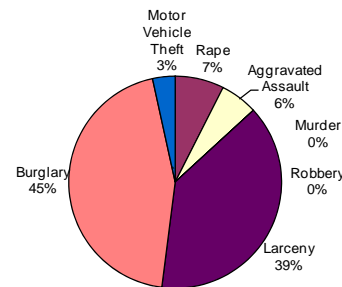
Traffic Crash Casualties



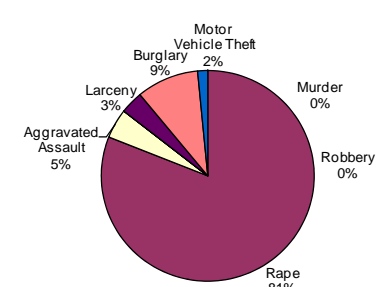
Traffic Crash Costs



Index Crimes



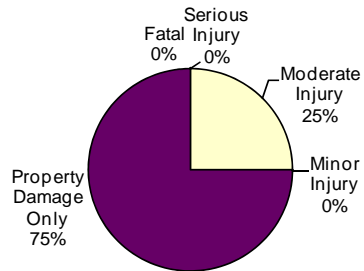
Index Crime Costs



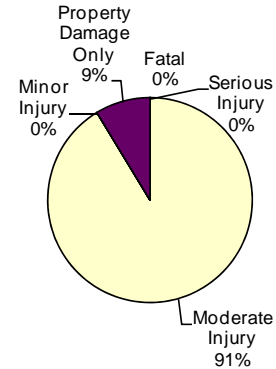
Luce County Alcohol-Involved Crashes

Traffic Crash Casualty Severity	Traffic Crash Casualties	Traffic Crash Costs
Fatal	0	\$0
Serious Injury	0	\$0
Moderate Injury	1	\$111,416
Minor Injury	0	\$0
Property Damage Only	3	\$10,608
Total	4	\$122,024
Average cost of traffic crash casualty	\$30,506	

Traffic Crash Casualties



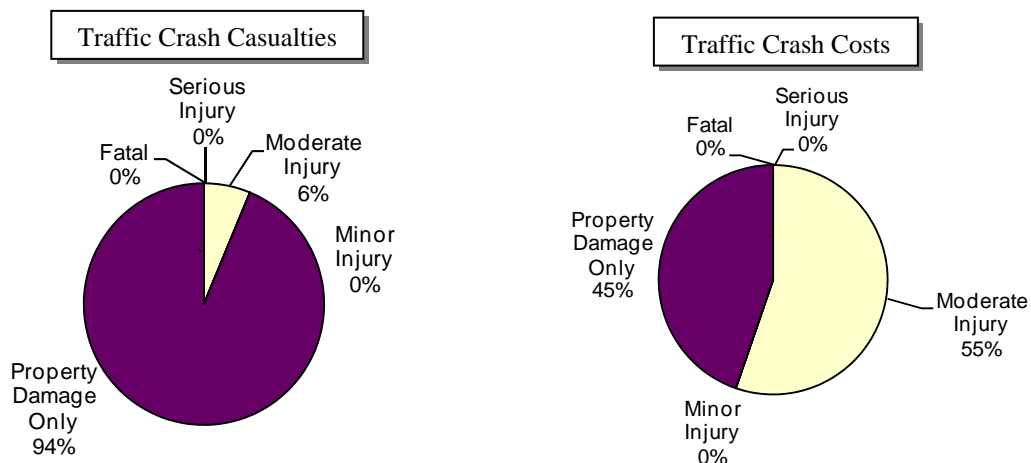
Traffic Crash Costs



Costs of Alcohol-Involved Traffic Crashes in Luce County (2010 Dollars)						
	Fatal	Serious Injury	Moderate Injury	Minor Injury	Property Damage Only	Total
Medical Care	\$0	\$0	\$25,633	\$0	\$921	\$26,554
Future Earnings (Lost Wages)	\$0	\$0	\$29,443	\$0	\$2,925	\$32,368
Public Services	\$0	\$0	\$178	\$0	\$81	\$259
Property Damage and Loss	\$0	\$0	\$5,558	\$0	\$4,617	\$10,175
Subtotal (Monetary Costs)	\$0	\$0	\$60,812	\$0	\$8,544	\$69,356
Quality of Life	\$0	\$0	\$50,604	\$0	\$2,064	\$52,668
Total (Comprehensive Costs)	\$0	\$0	\$111,416	\$0	\$10,608	\$122,024

Luce County Teen-Involved Crashes

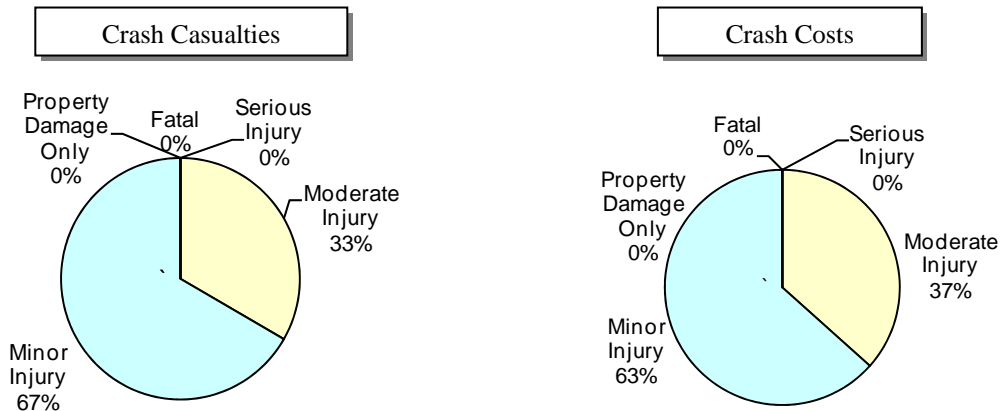
Traffic Crash Casualty Severity	Traffic Crash Casualties	Traffic Crash Costs
Fatal	0	\$0
Serious Injury	0	\$0
Moderate Injury	2	\$136,862
Minor Injury	0	\$0
Property Damage Only	30	\$110,700
Total	32	\$247,562
Average cost of traffic crash casualty	\$7,736	



Costs of Teen Driver Traffic Crashes in Luce County (2010 Dollars)						
	Fatal	Serious Injury	Moderate Injury	Minor Injury	Property Damage Only	Total
Medical Care	\$0	\$0	\$26,184	\$0	\$10,560	\$36,744
Future Earnings (Lost Wages)	\$0	\$0	\$38,174	\$0	\$31,020	\$69,194
Public Services	\$0	\$0	\$274	\$0	\$810	\$1,084
Property Damage and Loss	\$0	\$0	\$10,088	\$0	\$49,770	\$59,858
Subtotal (Monetary Costs)	\$0	\$0	\$74,720	\$0	\$92,160	\$166,880
Quality of Life	\$0	\$0	\$62,142	\$0	\$18,540	\$80,682
Total (Comprehensive Costs)	\$0	\$0	\$136,862	\$0	\$110,700	\$247,562

Luce County Motorcycle-Involved Crashes

Motorcyclist Casualty Severity	Crash Casualties	Crash Costs
Fatal	0	\$0
Serious Injury	0	\$0
Moderate Injury	1	\$83,795
Minor Injury	2	\$145,054
Property Damage Only	0	\$0
Total	3	\$228,849
Average cost of motorcyclist casualty	\$76,283	



Costs of Motorcycle Traffic Crashes in Luce County (2010 Dollars)						
	Fatal	Serious Injury	Moderate Injury	Minor Injury	Property Damage Only	Total
Medical Care	\$0	\$0	\$15,387	\$20,506	\$0	\$35,893
Future Earnings (Lost Wages)	\$0	\$0	\$25,222	\$50,190	\$0	\$75,412
Public Services	\$0	\$0	\$182	\$348	\$0	\$530
Property Damage and Loss	\$0	\$0	\$5,610	\$10,956	\$0	\$16,566
Subtotal (Monetary Costs)	\$0	\$0	\$46,401	\$82,000	\$0	\$128,401
Quality of Life	\$0	\$0	\$37,394	\$63,054	\$0	\$100,448
Total (Comprehensive Costs)	\$0	\$0	\$83,795	\$145,054	\$0	\$228,849

Mackinac County

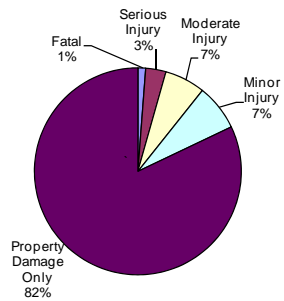
Traffic Crash Casualty Severity	Traffic Crash Casualties	Traffic Crash Costs
Fatal	8	\$28,895,664
Serious Injury	21	\$4,822,566
Moderate Injury	42	\$2,874,102
Minor Injury	48	\$1,915,680
Property Damage Only	544	\$2,007,360
Total	663	\$40,515,372
Average cost of traffic crash casualty	\$61,109	

Index Crime Category	Number of Index Crimes	Index Crime Costs
Murder	0	\$0
Rape	10	\$1,903,150
Aggravated Assault	14	\$193,214
Robbery	0	\$0
Larceny	493	\$768,587
Burglary	90	\$334,620
Motor Vehicle Theft	12	\$94,608
Total	619	\$3,294,179
Average cost of index crime	\$5,322	

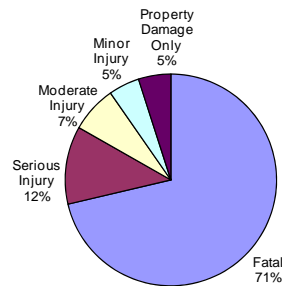
	Fatal	Serious Injury	Moderate Injury	Minor Injury	Property Damage Only	Total
Medical Care	\$320,408	\$938,133	\$549,864	\$328,704	\$191,488	\$2,328,597
Future Earnings (Lost Wages)	\$9,758,592	\$1,458,219	\$801,654	\$554,832	\$562,496	\$13,135,793
Public Services	\$6,872	\$6,132	\$5,754	\$4,704	\$14,688	\$38,150
Property Damage and Loss	\$115,640	\$133,182	\$211,848	\$216,768	\$902,496	\$1,579,934
Subtotal (Monetary Costs)	\$10,201,512	\$2,535,666	\$1,569,120	\$1,105,008	\$1,671,168	\$17,082,474
Quality of Life	\$18,694,152	\$2,286,900	\$1,304,982	\$810,672	\$336,192	\$23,432,898
Total (Comprehensive Costs)	\$28,895,664	\$4,822,566	\$2,874,102	\$1,915,680	\$2,007,360	\$40,515,372

	Murder	Rape	Aggravated Assault	Robbery	Larceny	Burglary	Motor Vehicle Theft	Total
Medical Care	\$0	\$53,720	\$12,124	\$0	\$0	\$0	\$0	\$65,844
Future Earnings (Lost Wages)	\$0	\$91,780	\$24,122	\$0	\$12,325	\$2,880	\$1,116	\$132,223
Public Services	\$0	\$7,430	\$4,410	\$0	\$246,500	\$39,420	\$3,732	\$301,492
Property Damage and Loss	\$0	\$1,500	\$1,064	\$0	\$509,762	\$254,970	\$85,236	\$852,532
Subtotal (Monetary Costs)	\$0	\$154,430	\$41,720	\$0	\$768,587	\$297,270	\$90,084	\$1,352,091
Quality of Life	\$0	\$1,748,720	\$151,494	\$0	\$0	\$37,350	\$4,524	\$1,942,088
Total (Comprehensive Costs)	\$0	\$1,903,150	\$193,214	\$0	\$768,587	\$334,620	\$94,608	\$3,294,179

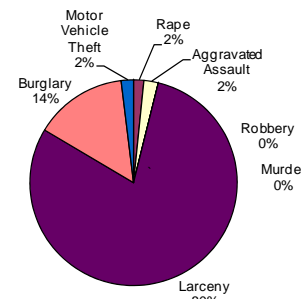
Traffic Crash Casualties



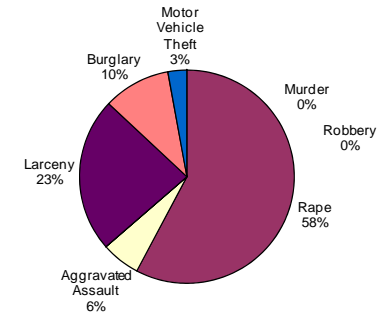
Traffic Crash Costs



Index Crimes



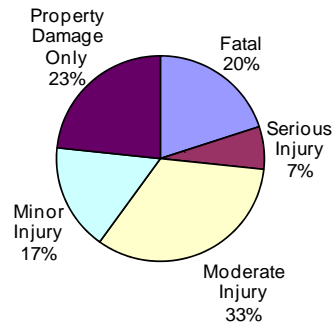
Index Crime Costs



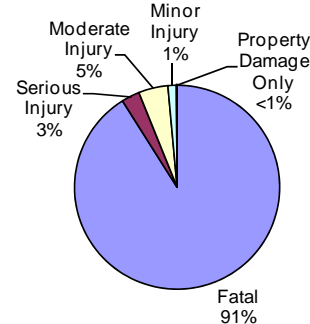
Mackinac County Alcohol-Involved Crashes

Traffic Crash Casualty Severity	Traffic Crash Casualties	Traffic Crash Costs
Fatal	6	\$21,671,748
Serious Injury	2	\$681,602
Moderate Injury	10	\$1,114,160
Minor Injury	5	\$320,700
Property Damage Only	7	\$24,752
Total	30	\$23,812,962
Average cost of traffic crash casualty	\$793,765	

Traffic Crash Casualties



Traffic Crash Costs



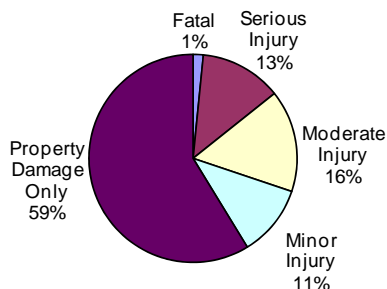
Costs of Alcohol-Involved Traffic Crashes in Mackinac County (2010 Dollars)

	Fatal	Serious Injury	Moderate Injury	Minor Injury	Property Damage Only	Total
Medical Care	\$240,306	\$137,488	\$256,330	\$46,830	\$2,149	\$683,103
Future Earnings (Lost Wages)	\$7,318,944	\$200,840	\$294,430	\$81,335	\$6,825	\$7,902,374
Public Services	\$5,154	\$762	\$1,780	\$530	\$189	\$8,415
Property Damage and Loss	\$86,730	\$13,868	\$55,580	\$21,130	\$10,773	\$188,081
Subtotal (Monetary Costs)	\$7,651,134	\$352,958	\$608,120	\$149,825	\$19,936	\$8,781,973
Quality of Life	\$14,020,614	\$328,644	\$506,040	\$170,875	\$4,816	\$15,030,989
Total (Comprehensive Costs)	\$21,671,748	\$681,602	\$1,114,160	\$320,700	\$24,752	\$23,812,962

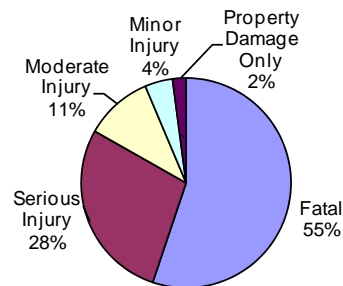
Mackinac County Teen-Involved Crashes

Traffic Crash Casualty Severity	Traffic Crash Casualties	Traffic Crash Costs
Fatal	1	\$3,611,958
Serious Injury	8	\$1,837,168
Moderate Injury	10	\$684,310
Minor Injury	7	\$279,370
Property Damage Only	37	\$136,530
Total	63	\$6,549,336
Average cost of traffic crash casualty	\$103,958	

Traffic Crash Casualties



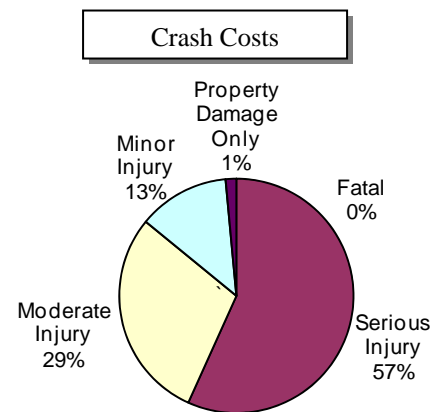
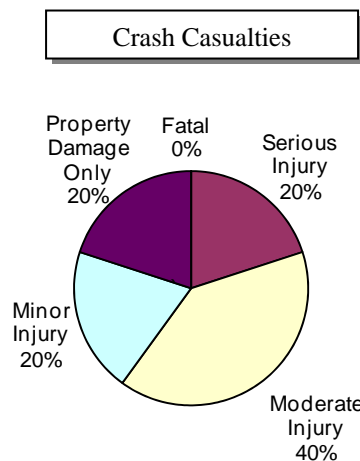
Traffic Crash Costs



Costs of Teen Driver Traffic Crashes in Mackinac County (2010 Dollars)						
	Fatal	Serious Injury	Moderate Injury	Minor Injury	Property Damage Only	Total
Medical Care	\$40,051	\$357,384	\$130,920	\$47,936	\$13,024	\$589,315
Future Earnings (Lost Wages)	\$1,219,824	\$555,512	\$190,870	\$80,913	\$38,258	\$2,085,377
Public Services	\$859	\$2,336	\$1,370	\$686	\$999	\$6,250
Property Damage and Loss	\$14,455	\$50,736	\$50,440	\$31,612	\$61,383	\$208,626
Subtotal (Monetary Costs)	\$1,275,189	\$965,968	\$373,600	\$161,147	\$113,664	\$2,889,568
Quality of Life	\$2,336,769	\$871,200	\$310,710	\$118,223	\$22,866	\$3,659,768
Total (Comprehensive Costs)	\$3,611,958	\$1,837,168	\$684,310	\$279,370	\$136,530	\$6,549,336

Mackinac County Motorcycle-Involved Crashes

Motorcyclist Casualty Severity	Crash Casualties	Crash Costs
Fatal	0	\$0
Serious Injury	2	\$652,354
Moderate Injury	4	\$335,180
Minor Injury	2	\$145,054
Property Damage Only	2	\$16,964
Total	10	\$1,149,552
Average cost of motorcyclist casualty	\$114,955	



Costs of Motorcycle Traffic Crashes in Mackinac County (2010 Dollars)						
	Fatal	Serious Injury	Moderate Injury	Minor Injury	Property Damage Only	Total
Medical Care	\$0	\$124,958	\$61,548	\$20,506	\$2,140	\$209,152
Future Earnings (Lost Wages)	\$0	\$204,222	\$100,888	\$50,190	\$4,732	\$360,032
Public Services	\$0	\$804	\$728	\$348	\$96	\$1,976
Property Damage and Loss	\$0	\$13,782	\$22,440	\$10,956	\$5,410	\$52,588
Subtotal (Monetary Costs)	\$0	\$343,766	\$185,604	\$82,000	\$12,378	\$623,748
Quality of Life	\$0	\$308,588	\$149,576	\$63,054	\$4,586	\$525,804
Total (Comprehensive Costs)	\$0	\$652,354	\$335,180	\$145,054	\$16,964	\$1,149,552

Macomb County

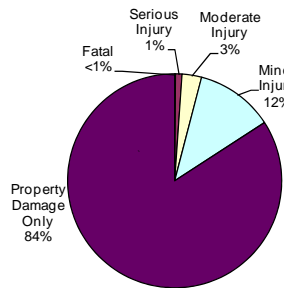
Traffic Crash Casualty Severity	Traffic Crash Casualties	Traffic Crash Costs
Fatal	41	\$148,090,278
Serious Injury	371	\$85,198,666
Moderate Injury	1096	\$75,000,376
Minor Injury	4391	\$175,244,810
Property Damage Only	31322	\$115,578,180
Total	37221	\$599,112,310
Average cost of traffic crash casualty		\$16,096

Index Crime Category	Number of Index Crimes	Index Crime Costs
Murder	16	\$68,594,496
Rape	278	\$52,907,570
Aggravated Assault	1603	\$22,123,003
Robbery	572	\$11,091,652
Larceny	13347	\$20,807,973
Burglary	3592	\$13,355,056
Motor Vehicle Theft	2541	\$20,033,244
Total	21949	\$208,912,994
Average cost of index crime		\$9,518

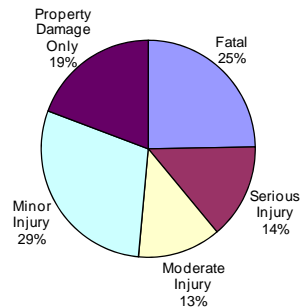
	Fatal	Serious Injury	Moderate Injury	Minor Injury	Property Damage Only	Total
Medical Care	\$1,642,091	\$16,573,683	\$14,348,832	\$30,069,568	\$11,025,344	\$73,659,518
Future Earnings (Lost Wages)	\$50,012,784	\$25,761,869	\$20,919,352	\$50,755,569	\$32,386,948	\$179,836,522
Public Services	\$35,219	\$108,332	\$150,152	\$430,318	\$845,694	\$1,569,715
Property Damage and Loss	\$592,655	\$2,352,882	\$5,528,224	\$19,829,756	\$51,963,198	\$80,266,715
Subtotal (Monetary Costs)	\$52,282,749	\$44,796,766	\$40,946,560	\$101,085,211	\$96,221,184	\$335,332,470
Quality of Life	\$95,807,529	\$40,401,900	\$34,053,816	\$74,159,599	\$19,356,996	\$263,779,840
Total (Comprehensive Costs)	\$148,090,278	\$85,198,666	\$75,000,376	\$175,244,810	\$115,578,180	\$599,112,310

	Murder	Rape	Aggravated Assault	Robbery	Larceny	Burglary	Motor Vehicle Theft	Total
Medical Care	\$717,328	\$1,493,416	\$1,388,198	\$1,511,224	\$0	\$0	\$0	\$5,110,166
Future Earnings (Lost Wages)	\$24,456,240	\$2,551,484	\$2,761,969	\$1,424,852	\$333,675	\$114,944	\$236,313	\$31,879,477
Public Services	\$45,216	\$206,554	\$504,945	\$247,104	\$6,673,500	\$1,573,296	\$790,251	\$10,040,866
Property Damage and Loss	\$27,728	\$41,700	\$121,828	\$722,436	\$13,800,798	\$10,176,136	\$18,048,723	\$42,939,349
Subtotal (Monetary Costs)	\$25,246,512	\$4,293,154	\$4,776,940	\$3,905,616	\$20,807,973	\$11,864,376	\$19,075,287	\$89,969,858
Quality of Life	\$43,347,984	\$48,614,416	\$17,346,063	\$7,186,036	\$0	\$1,490,680	\$957,957	\$118,943,136
Total (Comprehensive Costs)	\$68,594,496	\$52,907,570	\$22,123,003	\$11,091,652	\$20,807,973	\$13,355,056	\$20,033,244	\$208,912,994

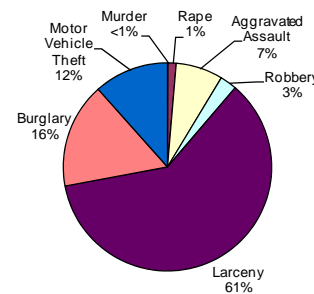
Traffic Crash Casualties



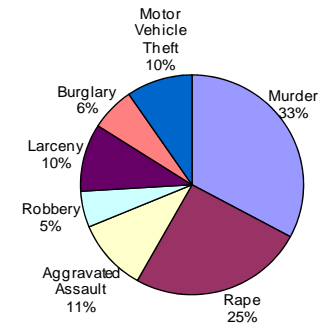
Traffic Crash Costs



Index Crimes



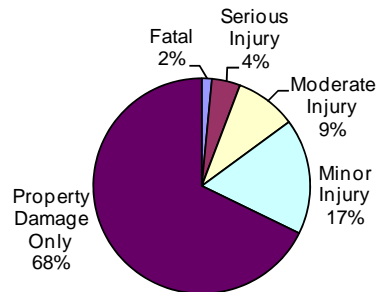
Index Crime Costs



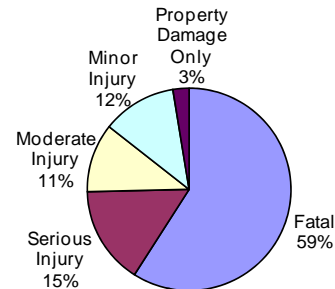
Macomb County Alcohol-Involved Crashes

Traffic Crash Casualty Severity	Traffic Crash Casualties	Traffic Crash Costs
Fatal	19	\$68,627,202
Serious Injury	53	\$18,062,453
Moderate Injury	114	\$12,701,424
Minor Injury	215	\$13,790,100
Property Damage Only	845	\$2,987,920
Total	1246	\$116,169,099
Average cost of traffic crash casualty	\$93,234	

Traffic Crash Casualties



Traffic Crash Costs

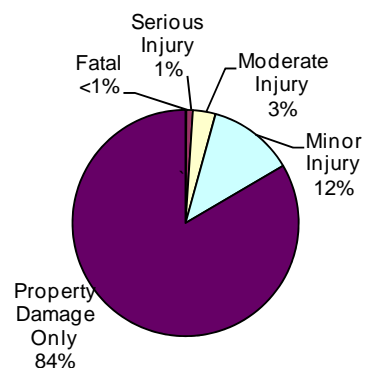


Costs of Alcohol-Involved Traffic Crashes in Macomb County (2010 Dollars)						
	Fatal	Serious Injury	Moderate Injury	Minor Injury	Property Damage Only	Total
Medical Care	\$760,969	\$3,643,432	\$2,922,162	\$2,013,690	\$259,415	\$9,599,668
Future Earnings (Lost Wages)	\$23,176,656	\$5,322,260	\$3,356,502	\$3,497,405	\$823,875	\$36,176,698
Public Services	\$16,321	\$20,193	\$20,292	\$22,790	\$22,815	\$102,411
Property Damage and Loss	\$274,645	\$367,502	\$633,612	\$908,590	\$1,300,455	\$3,484,804
Subtotal (Monetary Costs)	\$24,228,591	\$9,353,387	\$6,932,568	\$6,442,475	\$2,406,560	\$49,363,581
Quality of Life	\$44,398,611	\$8,709,066	\$5,768,856	\$7,347,625	\$581,360	\$66,805,518
Total (Comprehensive Costs)	\$68,627,202	\$18,062,453	\$12,701,424	\$13,790,100	\$2,987,920	\$116,169,099

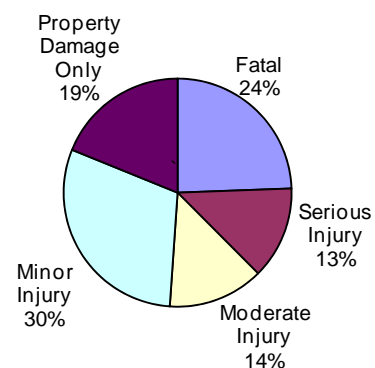
Macomb County Teen-Involved Crashes

Traffic Crash Casualty Severity	Traffic Crash Casualties	Traffic Crash Costs
Fatal	9	\$32,507,622
Serious Injury	76	\$17,453,096
Moderate Injury	264	\$18,065,784
Minor Injury	1002	\$39,989,820
Property Damage Only	6807	\$25,117,830
Total	8158	\$133,134,152
Average cost of traffic crash casualty	\$16,319	

Traffic Crash Casualties



Traffic Crash Costs

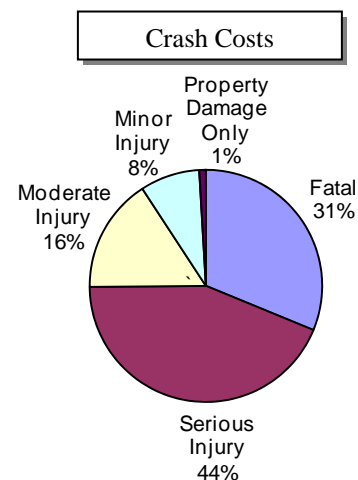
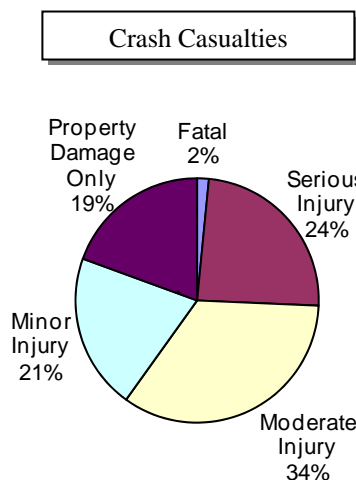


Costs of Teen Driver Traffic Crashes in Macomb County (2010 Dollars)

	Fatal	Serious Injury	Moderate Injury	Minor Injury	Property Damage Only	Total
Medical Care	\$360,459	\$3,395,148	\$3,456,288	\$6,861,696	\$2,396,064	\$16,469,655
Future Earnings (Lost Wages)	\$10,978,416	\$5,277,364	\$5,038,968	\$11,582,118	\$7,038,438	\$39,915,304
Public Services	\$7,731	\$22,192	\$36,168	\$98,196	\$183,789	\$348,076
Property Damage and Loss	\$130,095	\$481,992	\$1,331,616	\$4,525,032	\$11,292,813	\$17,761,548
Subtotal (Monetary Costs)	\$11,476,701	\$9,176,696	\$9,863,040	\$23,067,042	\$20,911,104	\$74,494,583
Quality of Life	\$21,030,921	\$8,276,400	\$8,202,744	\$16,922,778	\$4,206,726	\$58,639,569
Total (Comprehensive Costs)	\$32,507,622	\$17,453,096	\$18,065,784	\$39,989,820	\$25,117,830	\$133,134,152

Macomb County Motorcycle-Involved Crashes

Motorcyclist Casualty Severity	Crash Casualties	Crash Costs
Fatal	4	\$14,454,312
Serious Injury	62	\$20,222,974
Moderate Injury	88	\$7,373,960
Minor Injury	53	\$3,843,931
Property Damage Only	50	\$424,100
Total	257	\$46,319,277
Average cost of motorcyclist casualty	\$180,231	



Costs of Motorcycle Traffic Crashes in Macomb County (2010 Dollars)						
	Fatal	Serious Injury	Moderate Injury	Minor Injury	Property Damage Only	Total
Medical Care	\$160,440	\$3,873,698	\$1,354,056	\$543,409	\$53,500	\$5,985,103
Future Earnings (Lost Wages)	\$4,881,784	\$6,330,882	\$2,219,536	\$1,330,035	\$118,300	\$14,880,537
Public Services	\$3,436	\$24,924	\$16,016	\$9,222	\$2,400	\$55,998
Property Damage and Loss	\$61,576	\$427,242	\$493,680	\$290,334	\$135,250	\$1,408,082
Subtotal (Monetary Costs)	\$5,107,236	\$10,656,746	\$4,083,288	\$2,173,000	\$309,450	\$22,329,720
Quality of Life	\$9,347,076	\$9,566,228	\$3,290,672	\$1,670,931	\$114,650	\$23,989,557
Total (Comprehensive Costs)	\$14,454,312	\$20,222,974	\$7,373,960	\$3,843,931	\$424,100	\$46,319,277

Manistee County

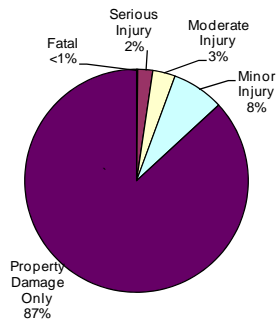
Traffic Crash Casualty Severity	Traffic Crash Casualties	Traffic Crash Costs
Fatal	2	\$7,223,916
Serious Injury	26	\$5,970,796
Moderate Injury	39	\$2,668,809
Minor Injury	90	\$3,591,900
Property Damage Only	1038	\$3,830,220
Total	1195	\$23,285,641
Average cost of traffic crash casualty	\$19,486	

Index Crime Category	Number of Index Crimes	Index Crime Costs
Murder	0	\$0
Rape	6	\$1,141,890
Aggravated Assault	17	\$234,617
Robbery	2	\$38,782
Larceny	324	\$505,116
Burglary	126	\$468,468
Motor Vehicle Theft	12	\$94,608
Total	487	\$2,483,481
Average cost of index crime	\$5,100	

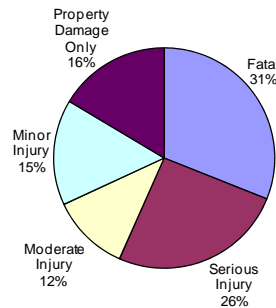
	Fatal	Serious Injury	Moderate Injury	Minor Injury	Property Damage Only	Total
Medical Care	\$80,102	\$1,161,498	\$510,588	\$616,320	\$365,376	\$2,733,884
Future Earnings (Lost Wages)	\$2,439,648	\$1,805,414	\$744,393	\$1,040,310	\$1,073,292	\$7,103,057
Public Services	\$1,718	\$7,592	\$5,343	\$8,820	\$28,026	\$51,499
Property Damage and Loss	\$28,910	\$164,892	\$196,716	\$406,440	\$1,722,042	\$2,519,000
Subtotal (Monetary Costs)	\$2,550,378	\$3,139,396	\$1,457,040	\$2,071,890	\$3,188,736	\$12,407,440
Quality of Life	\$4,673,538	\$2,831,400	\$1,211,769	\$1,520,010	\$641,484	\$10,878,201
Total (Comprehensive Costs)	\$7,223,916	\$5,970,796	\$2,668,809	\$3,591,900	\$3,830,220	\$23,285,641

	Murder	Rape	Aggravated Assault	Robbery	Larceny	Burglary	Motor Vehicle Theft	Total
Medical Care	\$0	\$32,232	\$14,722	\$5,284	\$0	\$0	\$0	\$52,238
Future Earnings (Lost Wages)	\$0	\$55,068	\$29,291	\$4,982	\$8,100	\$4,032	\$1,116	\$102,589
Public Services	\$0	\$4,458	\$5,355	\$864	\$162,000	\$55,188	\$3,732	\$231,597
Property Damage and Loss	\$0	\$900	\$1,292	\$2,526	\$335,016	\$356,958	\$85,236	\$781,928
Subtotal (Monetary Costs)	\$0	\$92,658	\$50,660	\$13,656	\$505,116	\$416,178	\$90,084	\$1,168,352
Quality of Life	\$0	\$1,049,232	\$183,957	\$25,126	\$0	\$52,290	\$4,524	\$1,315,129
Total (Comprehensive Costs)	\$0	\$1,141,890	\$234,617	\$38,782	\$505,116	\$468,468	\$94,608	\$2,483,481

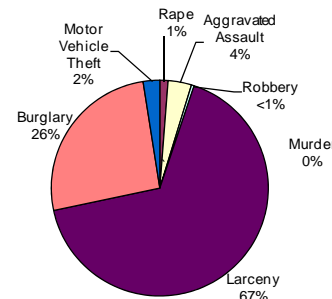
Traffic Crash Casualties



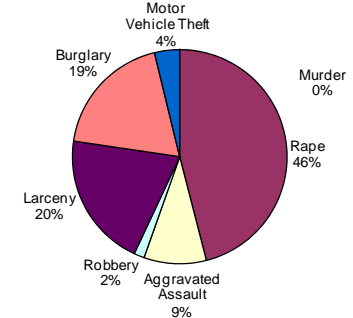
Traffic Crash Costs



Index Crimes



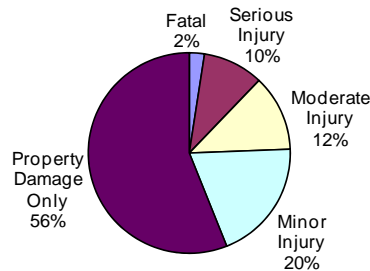
Index Crime Costs



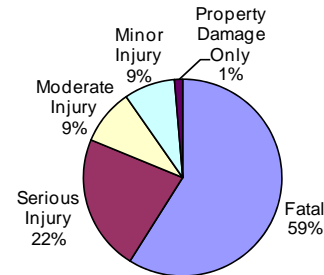
Manistee County Alcohol-Involved Crashes

Traffic Crash Casualty Severity	Traffic Crash Casualties	Traffic Crash Costs
Fatal	1	\$3,611,958
Serious Injury	4	\$1,363,204
Moderate Injury	5	\$557,080
Minor Injury	8	\$513,120
Property Damage Only	23	\$81,328
Total	41	\$6,126,690
Average cost of traffic crash casualty	\$149,431	

Traffic Crash Casualties



Traffic Crash Costs



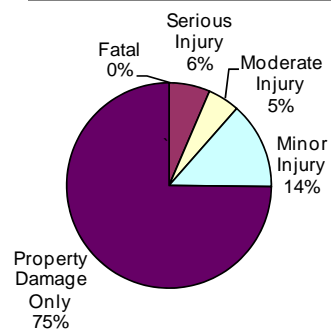
Costs of Alcohol-Involved Traffic Crashes in Manistee County (2010 Dollars)

	Fatal	Serious Injury	Moderate Injury	Minor Injury	Property Damage Only	Total
Medical Care	\$40,051	\$274,976	\$128,165	\$74,928	\$7,061	\$525,181
Future Earnings (Lost Wages)	\$1,219,824	\$401,680	\$147,215	\$130,136	\$22,425	\$1,921,280
Public Services	\$859	\$1,524	\$890	\$848	\$621	\$4,742
Property Damage and Loss	\$14,455	\$27,736	\$27,790	\$33,808	\$35,397	\$139,186
Subtotal (Monetary Costs)	\$1,275,189	\$705,916	\$304,060	\$239,720	\$65,504	\$2,590,389
Quality of Life	\$2,336,769	\$657,288	\$253,020	\$273,400	\$15,824	\$3,536,301
Total (Comprehensive Costs)	\$3,611,958	\$1,363,204	\$557,080	\$513,120	\$81,328	\$6,126,690

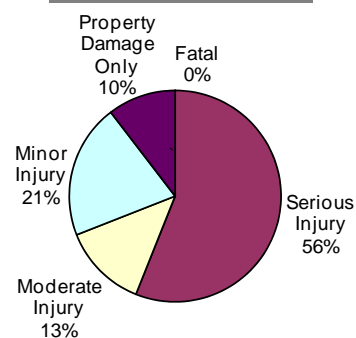
Manistee County Teen-Involved Crashes

Traffic Crash Casualty Severity	Traffic Crash Casualties	Traffic Crash Costs
Fatal	0	\$0
Serious Injury	9	\$2,066,814
Moderate Injury	7	\$479,017
Minor Injury	19	\$758,290
Property Damage Only	104	\$383,760
Total	139	\$3,687,881
Average cost of traffic crash casualty	\$26,532	

Traffic Crash Casualties



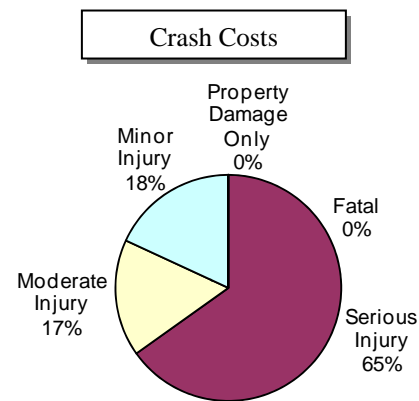
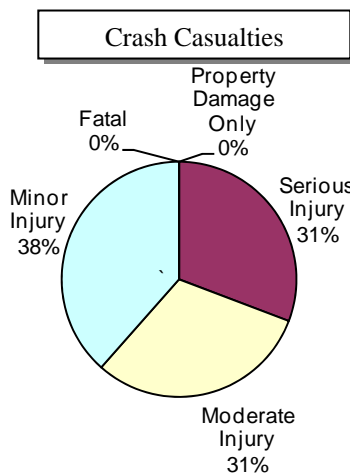
Traffic Crash Costs



Costs of Teen Driver Traffic Crashes in Manistee County (2010 Dollars)						
	Fatal	Serious Injury	Moderate Injury	Minor Injury	Property Damage Only	Total
Medical Care	\$0	\$402,057	\$91,644	\$130,112	\$36,608	\$660,421
Future Earnings (Lost Wages)	\$0	\$624,951	\$133,609	\$219,621	\$107,536	\$1,085,717
Public Services	\$0	\$2,628	\$959	\$1,862	\$2,808	\$8,257
Property Damage and Loss	\$0	\$57,078	\$35,308	\$85,804	\$172,536	\$350,726
Subtotal (Monetary Costs)	\$0	\$1,086,714	\$261,520	\$437,399	\$319,488	\$2,105,121
Quality of Life	\$0	\$980,100	\$217,497	\$320,891	\$64,272	\$1,582,760
Total (Comprehensive Costs)	\$0	\$2,066,814	\$479,017	\$758,290	\$383,760	\$3,687,881

Manistee County Motorcycle-Involved Crashes

Motorcyclist Casualty Severity	Crash Casualties	Crash Costs
Fatal	0	\$0
Serious Injury	4	\$1,304,708
Moderate Injury	4	\$335,180
Minor Injury	5	\$362,635
Property Damage Only	0	\$0
Total	13	\$2,002,523
Average cost of motorcyclist casualty	\$154,040	



Costs of Motorcycle Traffic Crashes in Manistee County (2010 Dollars)						
	Fatal	Serious Injury	Moderate Injury	Minor Injury	Property Damage Only	Total
Medical Care	\$0	\$249,916	\$61,548	\$51,265	\$0	\$362,729
Future Earnings (Lost Wages)	\$0	\$408,444	\$100,888	\$125,475	\$0	\$634,807
Public Services	\$0	\$1,608	\$728	\$870	\$0	\$3,206
Property Damage and Loss	\$0	\$27,564	\$22,440	\$27,390	\$0	\$77,394
Subtotal (Monetary Costs)	\$0	\$687,532	\$185,604	\$205,000	\$0	\$1,078,136
Quality of Life	\$0	\$617,176	\$149,576	\$157,635	\$0	\$924,387
Total (Comprehensive Costs)	\$0	\$1,304,708	\$335,180	\$362,635	\$0	\$2,002,523

Marquette County

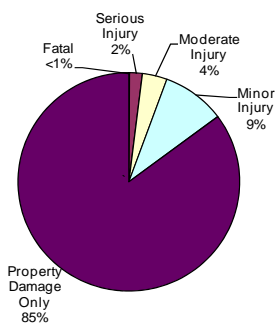
Traffic Crash Casualty Severity	Traffic Crash Casualties	Traffic Crash Costs
Fatal	3	\$10,835,874
Serious Injury	58	\$13,319,468
Moderate Injury	113	\$7,732,703
Minor Injury	289	\$11,533,990
Property Damage Only	2661	\$9,819,090
Total	3124	\$53,241,125
Average cost of traffic crash casualty		\$17,043

Index Crime Category	Number of Index Crimes	Index Crime Costs
Murder	0	\$0
Rape	40	\$7,612,600
Aggravated Assault	58	\$800,458
Robbery	9	\$174,519
Larceny	1014	\$1,580,826
Burglary	314	\$1,167,452
Motor Vehicle Theft	63	\$496,692
Total	1498	\$11,832,547
Average cost of index crime		\$7,899

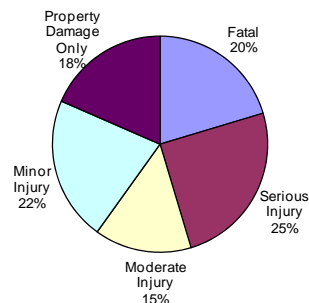
	Fatal	Serious Injury	Moderate Injury	Minor Injury	Property Damage Only	Total
Medical Care	\$120,153	\$2,591,034	\$1,479,396	\$1,979,072	\$936,672	\$7,106,327
Future Earnings (Lost Wages)	\$3,659,472	\$4,027,462	\$2,156,831	\$3,340,551	\$2,751,474	\$15,935,790
Public Services	\$2,577	\$16,936	\$15,481	\$28,322	\$71,847	\$135,163
Property Damage and Loss	\$43,365	\$367,836	\$569,972	\$1,305,124	\$4,414,599	\$6,700,896
Subtotal (Monetary Costs)	\$3,825,567	\$7,003,268	\$4,221,680	\$6,653,069	\$8,174,592	\$29,878,176
Quality of Life	\$7,010,307	\$6,316,200	\$3,511,023	\$4,880,921	\$1,644,498	\$23,362,949
Total (Comprehensive Costs)	\$10,835,874	\$13,319,468	\$7,732,703	\$11,533,990	\$9,819,090	\$53,241,125

	Murder	Rape	Aggravated Assault	Robbery	Larceny	Burglary	Motor Vehicle Theft	Total
Medical Care	\$0	\$214,880	\$50,228	\$23,778	\$0	\$0	\$0	\$288,886
Future Earnings (Lost Wages)	\$0	\$367,120	\$99,934	\$22,419	\$25,350	\$10,048	\$5,859	\$530,730
Public Services	\$0	\$29,720	\$18,270	\$3,888	\$507,000	\$137,532	\$19,593	\$716,003
Property Damage and Loss	\$0	\$6,000	\$4,408	\$11,367	\$1,048,476	\$889,562	\$447,489	\$2,407,302
Subtotal (Monetary Costs)	\$0	\$617,720	\$172,840	\$61,452	\$1,580,826	\$1,037,142	\$472,941	\$3,942,921
Quality of Life	\$0	\$6,994,880	\$627,618	\$113,067	\$0	\$130,310	\$23,751	\$7,889,626
Total (Comprehensive Costs)	\$0	\$7,612,600	\$800,458	\$174,519	\$1,580,826	\$1,167,452	\$496,692	\$11,832,547

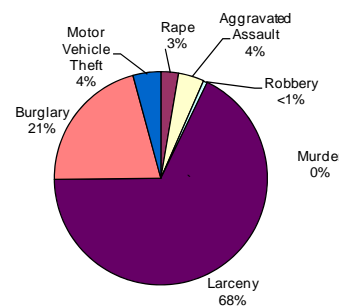
Traffic Crash Casualties



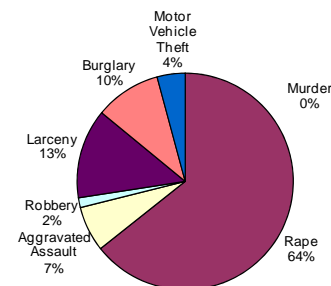
Traffic Crash Costs



Index Crimes



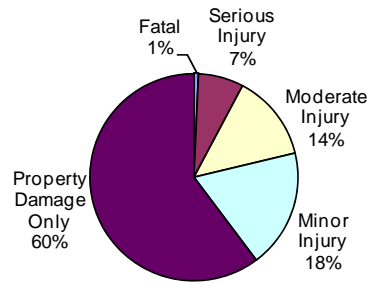
Index Crime Costs



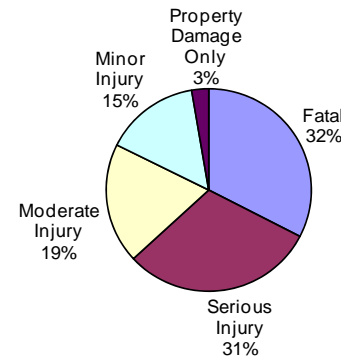
Marquette County Alcohol-Involved Crashes

Traffic Crash Casualty Severity	Traffic Crash Casualties	Traffic Crash Costs
Fatal	1	\$3,611,958
Serious Injury	10	\$3,408,010
Moderate Injury	19	\$2,116,904
Minor Injury	26	\$1,667,640
Property Damage Only	85	\$300,560
Total	141	\$11,105,072
Average cost of traffic crash casualty	\$78,759	

Traffic Crash Casualties



Traffic Crash Costs

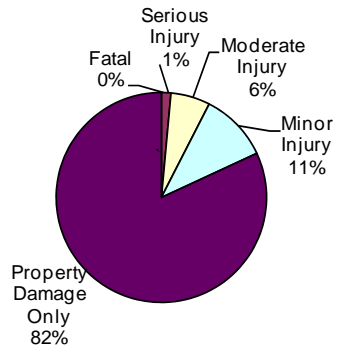


Costs of Alcohol-Involved Traffic Crashes in Marquette County (2010 Dollars)						
	Fatal	Serious Injury	Moderate Injury	Minor Injury	Property Damage Only	Total
Medical Care	\$40,051	\$687,440	\$487,027	\$243,516	\$26,095	\$1,484,129
Future Earnings (Lost Wages)	\$1,219,824	\$1,004,200	\$559,417	\$422,942	\$82,875	\$3,289,258
Public Services	\$859	\$3,810	\$3,382	\$2,756	\$2,295	\$13,102
Property Damage and Loss	\$14,455	\$69,340	\$105,602	\$109,876	\$130,815	\$430,088
Subtotal (Monetary Costs)	\$1,275,189	\$1,764,790	\$1,155,428	\$779,090	\$242,080	\$5,216,577
Quality of Life	\$2,336,769	\$1,643,220	\$961,476	\$888,550	\$58,480	\$5,888,495
Total (Comprehensive Costs)	\$3,611,958	\$3,408,010	\$2,116,904	\$1,667,640	\$300,560	\$11,105,072

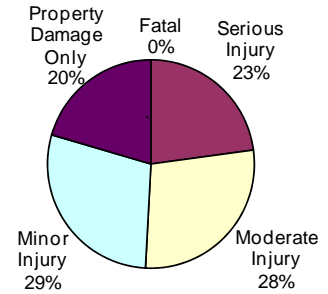
Marquette County Teen-Involved Crashes

Traffic Crash Casualty Severity	Traffic Crash Casualties	Traffic Crash Costs
Fatal	0	\$0
Serious Injury	9	\$2,066,814
Moderate Injury	37	\$2,531,947
Minor Injury	65	\$2,594,150
Property Damage Only	502	\$1,852,380
Total	613	\$9,045,291
Average cost of traffic crash casualty	\$14,756	

Traffic Crash Casualties



Traffic Crash Costs

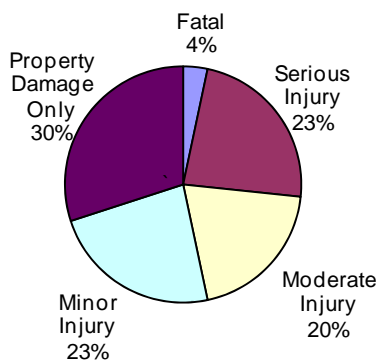


Costs of Teen Driver Traffic Crashes in Marquette County (2010 Dollars)						
	Fatal	Serious Injury	Moderate Injury	Minor Injury	Property Damage Only	Total
Medical Care	\$0	\$402,057	\$484,404	\$445,120	\$176,704	\$1,508,285
Future Earnings (Lost Wages)	\$0	\$624,951	\$706,219	\$751,335	\$519,068	\$2,601,573
Public Services	\$0	\$2,628	\$5,069	\$6,370	\$13,554	\$27,621
Property Damage and Loss	\$0	\$57,078	\$186,628	\$293,540	\$832,818	\$1,370,064
Subtotal (Monetary Costs)	\$0	\$1,086,714	\$1,382,320	\$1,496,365	\$1,542,144	\$5,507,543
Quality of Life	\$0	\$980,100	\$1,149,627	\$1,097,785	\$310,236	\$3,537,748
Total (Comprehensive Costs)	\$0	\$2,066,814	\$2,531,947	\$2,594,150	\$1,852,380	\$9,045,291

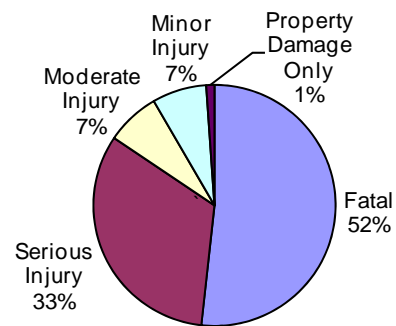
Marquette County Motorcycle-Involved Crashes

Motorcyclist Casualty Severity	Crash Casualties	Crash Costs
Fatal	1	\$3,613,578
Serious Injury	7	\$2,283,239
Moderate Injury	6	\$502,770
Minor Injury	7	\$507,689
Property Damage Only	9	\$76,338
Total	30	\$6,983,614
Average cost of motorcyclist casualty	\$232,787	

Crash Casualties



Crash Costs



Costs of Motorcycle Traffic Crashes in Marquette County (2010 Dollars)						
	Fatal	Serious Injury	Moderate Injury	Minor Injury	Property Damage Only	Total
Medical Care	\$40,110	\$437,353	\$92,322	\$71,771	\$9,630	\$651,186
Future Earnings (Lost Wages)	\$1,220,446	\$714,777	\$151,332	\$175,665	\$21,294	\$2,283,514
Public Services	\$859	\$2,814	\$1,092	\$1,218	\$432	\$6,415
Property Damage and Loss	\$15,394	\$48,237	\$33,660	\$38,346	\$24,345	\$159,982
Subtotal (Monetary Costs)	\$1,276,809	\$1,203,181	\$278,406	\$287,000	\$55,701	\$3,101,097
Quality of Life	\$2,336,769	\$1,080,058	\$224,364	\$220,689	\$20,637	\$3,882,517
Total (Comprehensive Costs)	\$3,613,578	\$2,283,239	\$502,770	\$507,689	\$76,338	\$6,983,614

Mason County

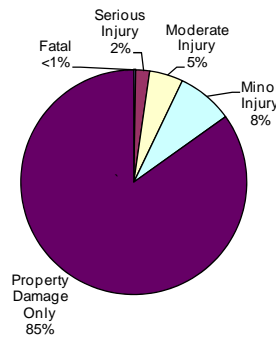
Traffic Crash Casualty Severity	Traffic Crash Casualties	Traffic Crash Costs
Fatal	5	\$18,059,790
Serious Injury	37	\$8,496,902
Moderate Injury	89	\$6,090,359
Minor Injury	148	\$5,906,680
Property Damage Only	1563	\$5,767,470
Total	1842	\$44,321,201
Average cost of traffic crash casualty		\$24,061

Index Crime Category	Number of Index Crimes	Index Crime Costs
Murder	0	\$0
Rape	27	\$5,138,505
Aggravated Assault	35	\$483,035
Robbery	6	\$116,346
Larceny	657	\$1,024,263
Burglary	137	\$509,366
Motor Vehicle Theft	17	\$134,028
Total	879	\$7,405,543
Average cost of index crime		\$8,425

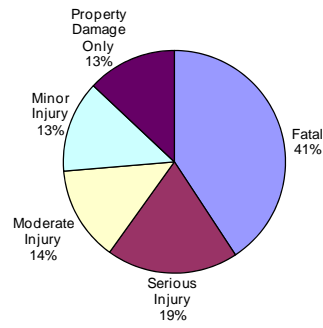
	Fatal	Serious Injury	Moderate Injury	Minor Injury	Property Damage Only	Total
Medical Care	\$200,255	\$1,652,901	\$1,165,188	\$1,013,504	\$550,176	\$4,582,024
Future Earnings (Lost Wages)	\$6,099,120	\$2,569,243	\$1,698,743	\$1,710,732	\$1,616,142	\$13,693,980
Public Services	\$4,295	\$10,804	\$12,193	\$14,504	\$42,201	\$83,997
Property Damage and Loss	\$72,275	\$234,654	\$448,916	\$668,368	\$2,593,017	\$4,017,230
Subtotal (Monetary Costs)	\$6,375,945	\$4,467,602	\$3,325,040	\$3,407,108	\$4,801,536	\$22,377,231
Quality of Life	\$11,683,845	\$4,029,300	\$2,765,319	\$2,499,572	\$965,934	\$21,943,970
Total (Comprehensive Costs)	\$18,059,790	\$8,496,902	\$6,090,359	\$5,906,680	\$5,767,470	\$44,321,201

	Murder	Rape	Aggravated Assault	Robbery	Larceny	Burglary	Motor Vehicle Theft	Total
Medical Care	\$0	\$145,044	\$30,310	\$15,852	\$0	\$0	\$0	\$191,206
Future Earnings (Lost Wages)	\$0	\$247,806	\$60,305	\$14,946	\$16,425	\$4,384	\$1,581	\$345,447
Public Services	\$0	\$20,061	\$11,025	\$2,592	\$328,500	\$60,006	\$5,287	\$427,471
Property Damage and Loss	\$0	\$4,050	\$2,660	\$7,578	\$679,338	\$388,121	\$120,751	\$1,202,498
Subtotal (Monetary Costs)	\$0	\$416,961	\$104,300	\$40,968	\$1,024,263	\$452,511	\$127,619	\$2,166,622
Quality of Life	\$0	\$4,721,544	\$378,735	\$75,378	\$0	\$56,855	\$6,409	\$5,238,921
Total (Comprehensive Costs)	\$0	\$5,138,505	\$483,035	\$116,346	\$1,024,263	\$509,366	\$134,028	\$7,405,543

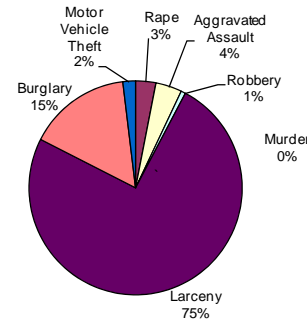
Traffic Crash Casualties



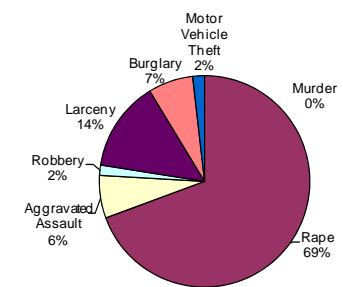
Traffic Crash Costs



Index Crimes



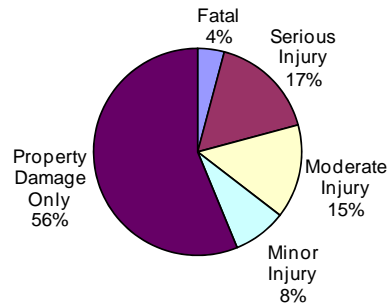
Index Crime Costs



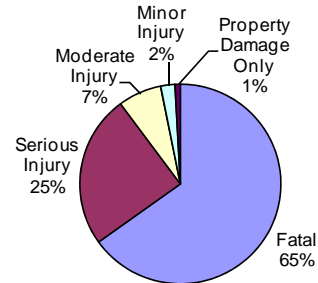
Mason County Alcohol-Involved Crashes

Traffic Crash Casualty Severity	Traffic Crash Casualties	Traffic Crash Costs
Fatal	2	\$7,223,916
Serious Injury	8	\$2,726,408
Moderate Injury	7	\$779,912
Minor Injury	4	\$256,560
Property Damage Only	27	\$95,472
Total	48	\$11,082,268
Average cost of traffic crash casualty	\$230,881	

Traffic Crash Casualties



Traffic Crash Costs



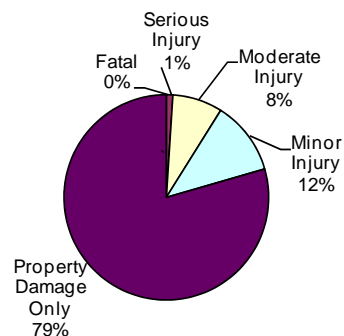
Costs of Alcohol-Involved Traffic Crashes in Mason County (2010 Dollars)

	Fatal	Serious Injury	Moderate Injury	Minor Injury	Property Damage Only	Total
Medical Care	\$80,102	\$549,952	\$179,431	\$37,464	\$8,289	\$855,238
Future Earnings (Lost Wages)	\$2,439,648	\$803,360	\$206,101	\$65,068	\$26,325	\$3,540,502
Public Services	\$1,718	\$3,048	\$1,246	\$424	\$729	\$7,165
Property Damage and Loss	\$28,910	\$55,472	\$38,906	\$16,904	\$41,553	\$181,745
Subtotal (Monetary Costs)	\$2,550,378	\$1,411,832	\$425,684	\$119,860	\$76,896	\$4,584,650
Quality of Life	\$4,673,538	\$1,314,576	\$354,228	\$136,700	\$18,576	\$6,497,618
Total (Comprehensive Costs)	\$7,223,916	\$2,726,408	\$779,912	\$256,560	\$95,472	\$11,082,268

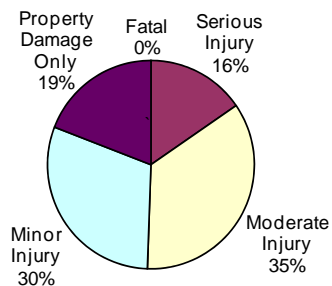
Mason County Teen-Involved Crashes

Traffic Crash Casualty Severity	Traffic Crash Casualties	Traffic Crash Costs
Fatal	0	\$0
Serious Injury	3	\$688,938
Moderate Injury	23	\$1,573,913
Minor Injury	34	\$1,356,940
Property Damage Only	232	\$856,080
Total	292	\$4,475,871
Average cost of traffic crash casualty	\$15,328	

Traffic Crash Casualties



Traffic Crash Costs



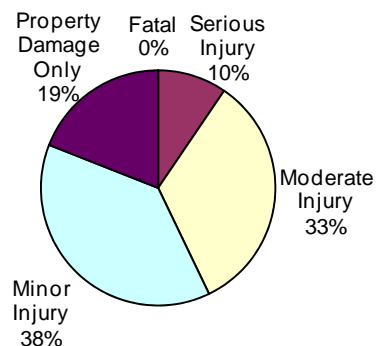
Costs of Teen Driver Traffic Crashes in Mason County (2010 Dollars)

	Fatal	Serious Injury	Moderate Injury	Minor Injury	Property Damage Only	Total
Medical Care	\$0	\$134,019	\$301,116	\$232,832	\$81,664	\$749,631
Future Earnings (Lost Wages)	\$0	\$208,317	\$439,001	\$393,006	\$239,888	\$1,280,212
Public Services	\$0	\$876	\$3,151	\$3,332	\$6,264	\$13,623
Property Damage and Loss	\$0	\$19,026	\$116,012	\$153,544	\$384,888	\$673,470
Subtotal (Monetary Costs)	\$0	\$362,238	\$859,280	\$782,714	\$712,704	\$2,716,936
Quality of Life	\$0	\$326,700	\$714,633	\$574,226	\$143,376	\$1,758,935
Total (Comprehensive Costs)	\$0	\$688,938	\$1,573,913	\$1,356,940	\$856,080	\$4,475,871

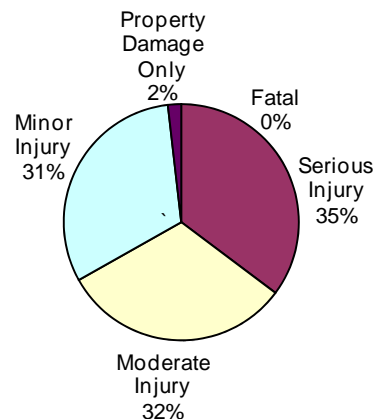
Mason County Motorcycle-Involved Crashes

Motorcyclist Casualty Severity	Crash Casualties	Crash Costs
Fatal	0	\$0
Serious Injury	2	\$652,354
Moderate Injury	7	\$586,565
Minor Injury	8	\$580,216
Property Damage Only	4	\$33,928
Total	21	\$1,853,063
Average cost of motorcyclist casualty	\$88,241	

Crash Casualties



Crash Costs



Costs of Motorcycle Traffic Crashes in Mason County (2010 Dollars)						
	Fatal	Serious Injury	Moderate Injury	Minor Injury	Property Damage Only	Total
Medical Care	\$0	\$124,958	\$107,709	\$82,024	\$4,280	\$318,971
Future Earnings (Lost Wages)	\$0	\$204,222	\$176,554	\$200,760	\$9,464	\$591,000
Public Services	\$0	\$804	\$1,274	\$1,392	\$192	\$3,662
Property Damage and Loss	\$0	\$13,782	\$39,270	\$43,824	\$10,820	\$107,696
Subtotal (Monetary Costs)	\$0	\$343,766	\$324,807	\$328,000	\$24,756	\$1,021,329
Quality of Life	\$0	\$308,588	\$261,758	\$252,216	\$9,172	\$831,734
Total (Comprehensive Costs)	\$0	\$652,354	\$586,565	\$580,216	\$33,928	\$1,853,063

Mecosta County

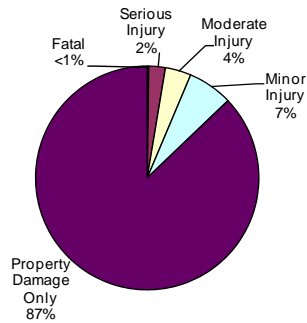
Traffic Crash Casualty Severity	Traffic Crash Casualties	Traffic Crash Costs
Fatal	6	\$21,671,748
Serious Injury	63	\$14,467,698
Moderate Injury	99	\$6,774,669
Minor Injury	171	\$6,824,610
Property Damage Only	2296	\$8,472,240
Total	2635	\$58,210,965
Average cost of traffic crash casualty	\$22,091	

Index Crime Category	Number of Index Crimes	Index Crime Costs
Murder	0	\$0
Rape	23	\$4,377,245
Aggravated Assault	151	\$2,083,951
Robbery	8	\$155,128
Larceny	929	\$1,448,311
Burglary	311	\$1,156,298
Motor Vehicle Theft	35	\$275,940
Total	1457	\$9,496,873
Average cost of index crime	\$6,518	

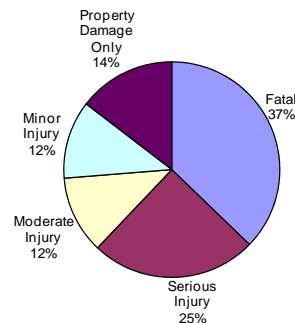
	Fatal	Serious Injury	Moderate Injury	Minor Injury	Property Damage Only	Total
Medical Care	\$240,306	\$2,814,399	\$1,296,108	\$1,171,008	\$808,192	\$6,330,013
Future Earnings (Lost Wages)	\$7,318,944	\$4,374,657	\$1,889,613	\$1,976,589	\$2,374,064	\$17,933,867
Public Services	\$5,154	\$18,396	\$13,563	\$16,758	\$61,992	\$115,863
Property Damage and Loss	\$86,730	\$399,546	\$499,356	\$772,236	\$3,809,064	\$5,566,932
Subtotal (Monetary Costs)	\$7,651,134	\$7,606,998	\$3,698,640	\$3,936,591	\$7,053,312	\$29,946,675
Quality of Life	\$14,020,614	\$6,860,700	\$3,076,029	\$2,888,019	\$1,418,928	\$28,264,290
Total (Comprehensive Costs)	\$21,671,748	\$14,467,698	\$6,774,669	\$6,824,610	\$8,472,240	\$58,210,965

	Murder	Rape	Aggravated Assault	Robbery	Larceny	Burglary	Motor Vehicle Theft	Total
Medical Care	\$0	\$123,556	\$130,766	\$21,136	\$0	\$0	\$0	\$275,458
Future Earnings (Lost Wages)	\$0	\$211,094	\$260,173	\$19,928	\$23,225	\$9,952	\$3,255	\$527,627
Public Services	\$0	\$17,089	\$47,565	\$3,456	\$464,500	\$136,218	\$10,885	\$679,713
Property Damage and Loss	\$0	\$3,450	\$11,476	\$10,104	\$960,586	\$881,063	\$248,605	\$2,115,284
Subtotal (Monetary Costs)	\$0	\$355,189	\$449,980	\$54,624	\$1,448,311	\$1,027,233	\$262,745	\$3,598,082
Quality of Life	\$0	\$4,022,056	\$1,633,971	\$100,504	\$0	\$129,065	\$13,195	\$5,898,791
Total (Comprehensive Costs)	\$0	\$4,377,245	\$2,083,951	\$155,128	\$1,448,311	\$1,156,298	\$275,940	\$9,496,873

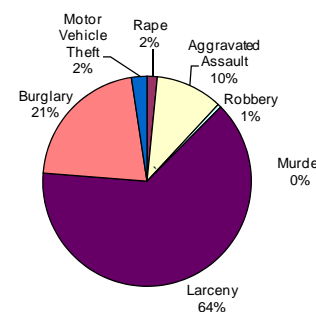
Traffic Crash Casualties



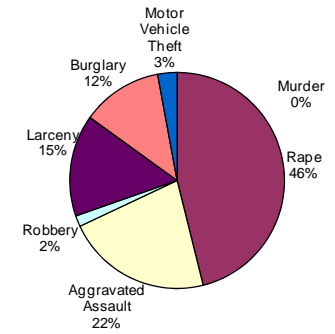
Traffic Crash Costs



Index Crimes



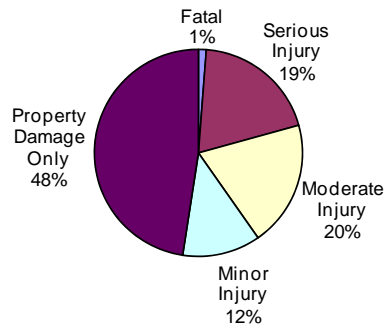
Index Crime Costs



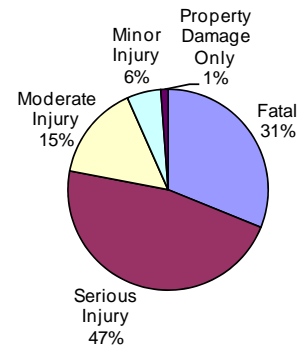
Mecosta County Alcohol-Involved Crashes

Traffic Crash Casualty Severity	Traffic Crash Casualties	Traffic Crash Costs
Fatal	1	\$3,611,958
Serious Injury	16	\$5,452,816
Moderate Injury	16	\$1,782,656
Minor Injury	10	\$641,400
Property Damage Only	39	\$137,904
Total	82	\$11,626,734
Average cost of traffic crash casualty	\$141,789	

Traffic Crash Casualties



Traffic Crash Costs

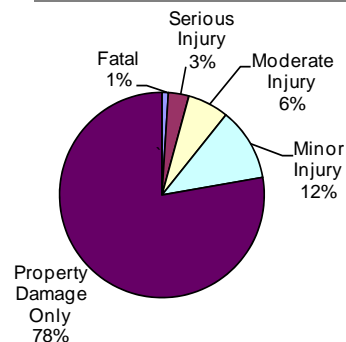


Costs of Alcohol-Involved Traffic Crashes in Mecosta County (2010 Dollars)						
	Fatal	Serious Injury	Moderate Injury	Minor Injury	Property Damage Only	Total
Medical Care	\$40,051	\$1,099,904	\$410,128	\$93,660	\$11,973	\$1,655,716
Future Earnings (Lost Wages)	\$1,219,824	\$1,606,720	\$471,088	\$162,670	\$38,025	\$3,498,327
Public Services	\$859	\$6,096	\$2,848	\$1,060	\$1,053	\$11,916
Property Damage and Loss	\$14,455	\$110,944	\$88,928	\$42,260	\$60,021	\$316,608
Subtotal (Monetary Costs)	\$1,275,189	\$2,823,664	\$972,992	\$299,650	\$111,072	\$5,482,567
Quality of Life	\$2,336,769	\$2,629,152	\$809,664	\$341,750	\$26,832	\$6,144,167
Total (Comprehensive Costs)	\$3,611,958	\$5,452,816	\$1,782,656	\$641,400	\$137,904	\$11,626,734

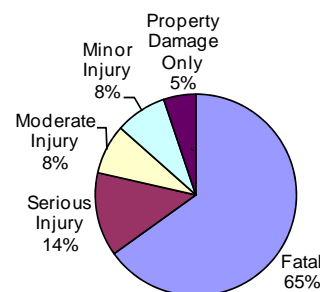
Mecosta County Teen-Involved Crashes

Traffic Crash Casualty Severity	Traffic Crash Casualties	Traffic Crash Costs
Fatal	4	\$14,447,832
Serious Injury	13	\$2,985,398
Moderate Injury	26	\$1,779,206
Minor Injury	46	\$1,835,860
Property Damage Only	311	\$1,147,590
Total	400	\$22,195,886
Average cost of traffic crash casualty	\$55,490	

Traffic Crash Casualties



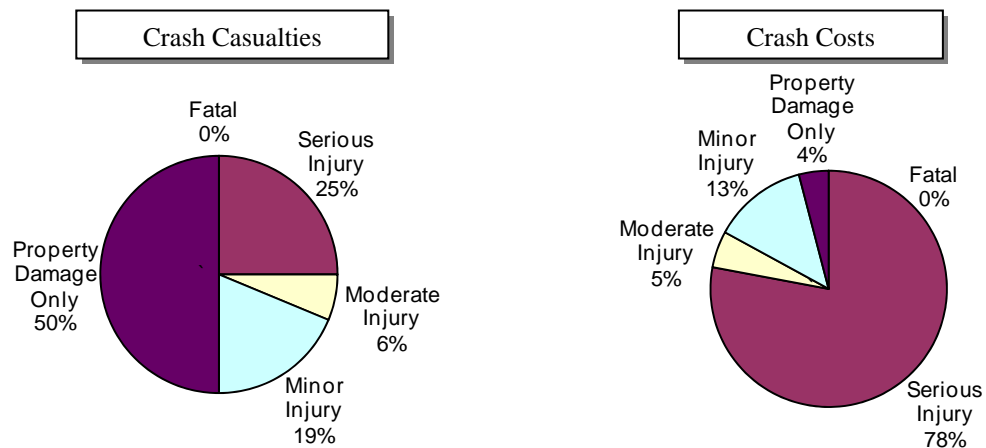
Traffic Crash Costs



Costs of Teen Driver Traffic Crashes in Mecosta County (2010 Dollars)						
	Fatal	Serious Injury	Moderate Injury	Minor Injury	Property Damage Only	Total
Medical Care	\$160,204	\$580,749	\$340,392	\$315,008	\$109,472	\$1,505,825
Future Earnings (Lost Wages)	\$4,879,296	\$902,707	\$496,262	\$531,714	\$321,574	\$7,131,553
Public Services	\$3,436	\$3,796	\$3,562	\$4,508	\$8,397	\$23,699
Property Damage and Loss	\$57,820	\$82,446	\$131,144	\$207,736	\$515,949	\$995,095
Subtotal (Monetary Costs)	\$5,100,756	\$1,569,698	\$971,360	\$1,058,966	\$955,392	\$9,656,172
Quality of Life	\$9,347,076	\$1,415,700	\$807,846	\$776,894	\$192,198	\$12,539,714
Total (Comprehensive Costs)	\$14,447,832	\$2,985,398	\$1,779,206	\$1,835,860	\$1,147,590	\$22,195,886

Mecosta County Motorcycle-Involved Crashes

Motorcyclist Casualty Severity	Crash Casualties	Crash Costs
Fatal	0	\$0
Serious Injury	4	\$1,304,708
Moderate Injury	1	\$83,795
Minor Injury	3	\$217,581
Property Damage Only	8	\$67,856
Total	16	\$1,673,940
Average cost of motorcyclist casualty	\$104,621	



Costs of Motorcycle Traffic Crashes in Mecosta County (2010 Dollars)						
	Fatal	Serious Injury	Moderate Injury	Minor Injury	Property Damage Only	Total
Medical Care	\$0	\$249,916	\$15,387	\$30,759	\$8,560	\$304,622
Future Earnings (Lost Wages)	\$0	\$408,444	\$25,222	\$75,285	\$18,928	\$527,879
Public Services	\$0	\$1,608	\$182	\$522	\$384	\$2,696
Property Damage and Loss	\$0	\$27,564	\$5,610	\$16,434	\$21,640	\$71,248
Subtotal (Monetary Costs)	\$0	\$687,532	\$46,401	\$123,000	\$49,512	\$906,445
Quality of Life	\$0	\$617,176	\$37,394	\$94,581	\$18,344	\$767,495
Total (Comprehensive Costs)	\$0	\$1,304,708	\$83,795	\$217,581	\$67,856	\$1,673,940

Menominee County

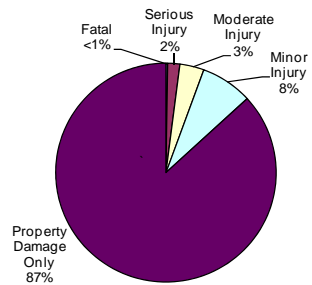
Traffic Crash Casualty Severity	Traffic Crash Casualties	Traffic Crash Costs
Fatal	3	\$10,835,874
Serious Injury	22	\$5,052,212
Moderate Injury	44	\$3,010,964
Minor Injury	94	\$3,751,540
Property Damage Only	1073	\$3,959,370
Total	1236	\$26,609,960
Average cost of traffic crash casualty	\$21,529	

Index Crime Category	Number of Index Crimes	Index Crime Costs
Murder	0	\$0
Rape	4	\$761,260
Aggravated Assault	5	\$69,005
Robbery	0	\$0
Larceny	54	\$84,186
Burglary	52	\$193,336
Motor Vehicle Theft	5	\$39,420
Total	120	\$1,147,207
Average cost of index crime	\$9,560	

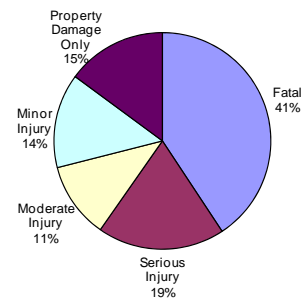
	Fatal	Serious Injury	Moderate Injury	Minor Injury	Property Damage Only	Total
Medical Care	\$120,153	\$982,806	\$576,048	\$643,712	\$377,696	\$2,700,415
Future Earnings (Lost Wages)	\$3,659,472	\$1,527,658	\$839,828	\$1,086,546	\$1,109,482	\$8,222,986
Public Services	\$2,577	\$6,424	\$6,028	\$9,212	\$28,971	\$53,212
Property Damage and Loss	\$43,365	\$139,524	\$221,936	\$424,504	\$1,780,107	\$2,609,436
Subtotal (Monetary Costs)	\$3,825,567	\$2,656,412	\$1,643,840	\$2,163,974	\$3,296,256	\$13,586,049
Quality of Life	\$7,010,307	\$2,395,800	\$1,367,124	\$1,587,566	\$663,114	\$13,023,911
Total (Comprehensive Costs)	\$10,835,874	\$5,052,212	\$3,010,964	\$3,751,540	\$3,959,370	\$26,609,960

	Murder	Rape	Aggravated Assault	Robbery	Larceny	Burglary	Motor Vehicle Theft	Total
Medical Care	\$0	\$21,488	\$4,330	\$0	\$0	\$0	\$0	\$25,818
Future Earnings (Lost Wages)	\$0	\$36,712	\$8,615	\$0	\$1,350	\$1,664	\$465	\$48,806
Public Services	\$0	\$2,972	\$1,575	\$0	\$27,000	\$22,776	\$1,555	\$55,878
Property Damage and Loss	\$0	\$600	\$380	\$0	\$55,836	\$147,316	\$35,515	\$239,647
Subtotal (Monetary Costs)	\$0	\$61,772	\$14,900	\$0	\$84,186	\$171,756	\$37,535	\$370,149
Quality of Life	\$0	\$699,488	\$54,105	\$0	\$0	\$21,580	\$1,885	\$777,058
Total (Comprehensive Costs)	\$0	\$761,260	\$69,005	\$0	\$84,186	\$193,336	\$39,420	\$1,147,207

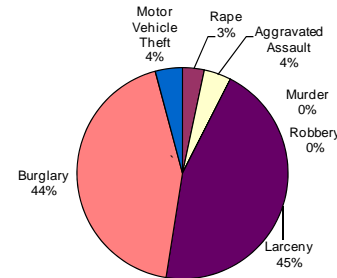
Traffic Crash Casualties



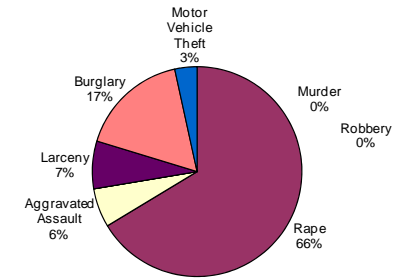
Traffic Crash Costs



Index Crimes



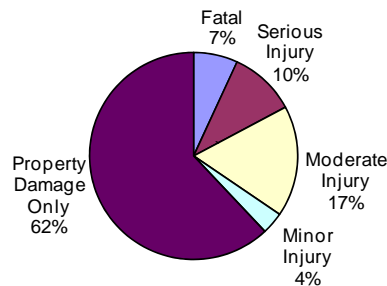
Index Crime Costs



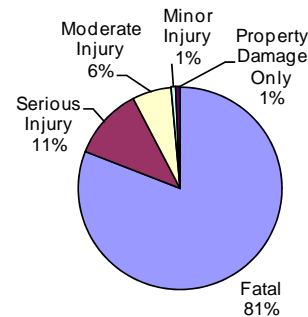
Menominee County Alcohol-Involved Crashes

Traffic Crash Casualty Severity	Traffic Crash Casualties	Traffic Crash Costs
Fatal	2	\$7,223,916
Serious Injury	3	\$1,022,403
Moderate Injury	5	\$557,080
Minor Injury	1	\$64,140
Property Damage Only	18	\$63,648
Total	29	\$8,931,187
Average cost of traffic crash casualty	\$307,972	

Traffic Crash Casualties



Traffic Crash Costs

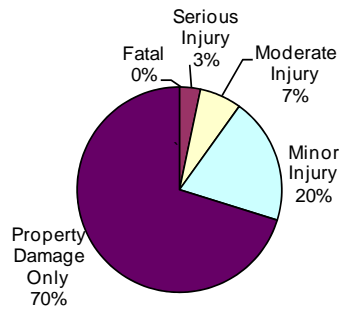


Costs of Alcohol-Involved Traffic Crashes in Menominee County (2010 Dollars)						
	Fatal	Serious Injury	Moderate Injury	Minor Injury	Property Damage Only	Total
Medical Care	\$80,102	\$206,232	\$128,165	\$9,366	\$5,526	\$429,391
Future Earnings (Lost Wages)	\$2,439,648	\$301,260	\$147,215	\$16,267	\$17,550	\$2,921,940
Public Services	\$1,718	\$1,143	\$890	\$106	\$486	\$4,343
Property Damage and Loss	\$28,910	\$20,802	\$27,790	\$4,226	\$27,702	\$109,430
Subtotal (Monetary Costs)	\$2,550,378	\$529,437	\$304,060	\$29,965	\$51,264	\$3,465,104
Quality of Life	\$4,673,538	\$492,966	\$253,020	\$34,175	\$12,384	\$5,466,083
Total (Comprehensive Costs)	\$7,223,916	\$1,022,403	\$557,080	\$64,140	\$63,648	\$8,931,187

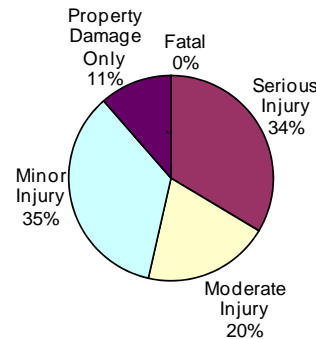
Menominee County Teen-Involved Crashes

Traffic Crash Casualty Severity	Traffic Crash Casualties	Traffic Crash Costs
Fatal	0	\$0
Serious Injury	5	\$1,148,230
Moderate Injury	10	\$684,310
Minor Injury	30	\$1,197,300
Property Damage Only	106	\$391,140
Total	151	\$3,420,980
Average cost of traffic crash casualty	\$22,655	

Traffic Crash Casualties



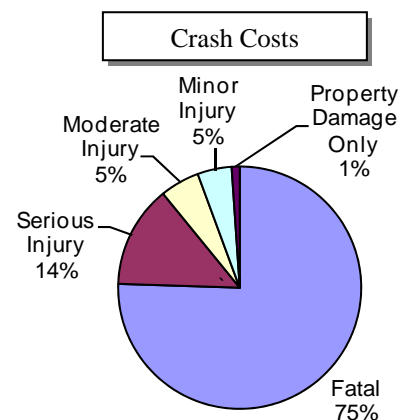
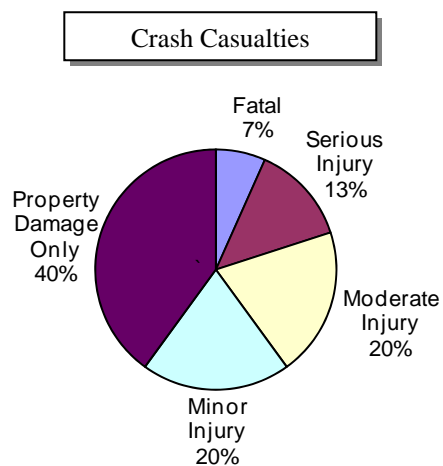
Traffic Crash Costs



Costs of Teen Driver Traffic Crashes in Menominee County (2010 Dollars)						
	Fatal	Serious Injury	Moderate Injury	Minor Injury	Property Damage Only	Total
Medical Care	\$0	\$223,365	\$130,920	\$205,440	\$37,312	\$597,037
Future Earnings (Lost Wages)	\$0	\$347,195	\$190,870	\$346,770	\$109,604	\$994,439
Public Services	\$0	\$1,460	\$1,370	\$2,940	\$2,862	\$8,632
Property Damage and Loss	\$0	\$31,710	\$50,440	\$135,480	\$175,854	\$393,484
Subtotal (Monetary Costs)	\$0	\$603,730	\$373,600	\$690,630	\$325,632	\$1,993,592
Quality of Life	\$0	\$544,500	\$310,710	\$506,670	\$65,508	\$1,427,388
Total (Comprehensive Costs)	\$0	\$1,148,230	\$684,310	\$1,197,300	\$391,140	\$3,420,980

Menominee County Motorcycle-Involved Crashes

Motorcyclist Casualty Severity	Crash Casualties	Crash Costs
Fatal	1	\$3,613,578
Serious Injury	2	\$652,354
Moderate Injury	3	\$251,385
Minor Injury	3	\$217,581
Property Damage Only	6	\$50,892
Total	15	\$4,785,790
Average cost of motorcyclist casualty	\$319,053	



Costs of Motorcycle Traffic Crashes in Menominee County (2010 Dollars)						
	Fatal	Serious Injury	Moderate Injury	Minor Injury	Property Damage Only	Total
Medical Care	\$40,110	\$124,958	\$46,161	\$30,759	\$6,420	\$248,408
Future Earnings (Lost Wages)	\$1,220,446	\$204,222	\$75,666	\$75,285	\$14,196	\$1,589,815
Public Services	\$859	\$804	\$546	\$522	\$288	\$3,019
Property Damage and Loss	\$15,394	\$13,782	\$16,830	\$16,434	\$16,230	\$78,670
Subtotal (Monetary Costs)	\$1,276,809	\$343,766	\$139,203	\$123,000	\$37,134	\$1,919,912
Quality of Life	\$2,336,769	\$308,588	\$112,182	\$94,581	\$13,758	\$2,865,878
Total (Comprehensive Costs)	\$3,613,578	\$652,354	\$251,385	\$217,581	\$50,892	\$4,785,790

Midland County

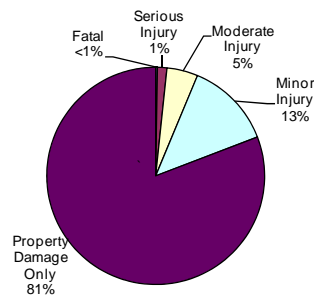
Traffic Crash Casualty Severity	Traffic Crash Casualties	Traffic Crash Costs
Fatal	9	\$32,507,622
Serious Injury	53	\$12,171,238
Moderate Injury	172	\$11,770,132
Minor Injury	479	\$19,116,890
Property Damage Only	2997	\$11,058,930
Total	3710	\$86,624,812
Average cost of traffic crash casualty	\$23,349	

Index Crime Category	Number of Index Crimes	Index Crime Costs
Murder	2	\$8,574,312
Rape	49	\$9,325,435
Aggravated Assault	62	\$855,662
Robbery	9	\$174,519
Larceny	1050	\$1,636,950
Burglary	245	\$910,910
Motor Vehicle Theft	36	\$283,824
Total	1453	\$21,761,612
Average cost of index crime	\$14,977	

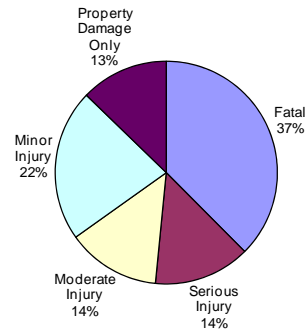
	Fatal	Serious Injury	Moderate Injury	Minor Injury	Property Damage Only	Total
Medical Care	\$360,459	\$2,367,669	\$2,251,824	\$3,280,192	\$1,054,944	\$9,315,088
Future Earnings (Lost Wages)	\$10,978,416	\$3,680,267	\$3,282,964	\$5,536,761	\$3,098,898	\$26,577,306
Public Services	\$7,731	\$15,476	\$23,564	\$46,942	\$80,919	\$174,632
Property Damage and Loss	\$130,095	\$336,126	\$867,568	\$2,163,164	\$4,972,023	\$8,468,976
Subtotal (Monetary Costs)	\$11,476,701	\$6,399,538	\$6,425,920	\$11,027,059	\$9,206,784	\$44,536,002
Quality of Life	\$21,030,921	\$5,771,700	\$5,344,212	\$8,089,831	\$1,852,146	\$42,088,810
Total (Comprehensive Costs)	\$32,507,622	\$12,171,238	\$11,770,132	\$19,116,890	\$11,058,930	\$86,624,812

	Murder	Rape	Aggravated Assault	Robbery	Larceny	Burglary	Motor Vehicle Theft	Total
Medical Care	\$89,666	\$263,228	\$53,692	\$23,778	\$0	\$0	\$0	\$430,364
Future Earnings (Lost Wages)	\$3,057,030	\$449,722	\$106,826	\$22,419	\$26,250	\$7,840	\$3,348	\$3,673,435
Public Services	\$5,652	\$36,407	\$19,530	\$3,888	\$25,000	\$107,310	\$11,196	\$708,983
Property Damage and Loss	\$3,466	\$7,350	\$4,712	\$11,367	\$1,085,700	\$694,085	\$255,708	\$2,062,388
Subtotal (Monetary Costs)	\$3,155,814	\$756,707	\$184,760	\$61,452	\$1,636,950	\$809,235	\$270,252	\$6,875,170
Quality of Life	\$5,418,498	\$8,568,728	\$670,902	\$113,067	\$0	\$101,675	\$13,572	\$14,886,442
Total (Comprehensive Costs)	\$8,574,312	\$9,325,435	\$855,662	\$174,519	\$1,636,950	\$910,910	\$283,824	\$21,761,612

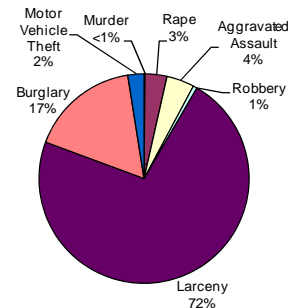
Traffic Crash Casualties



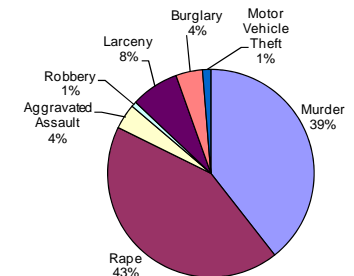
Traffic Crash Costs



Index Crimes



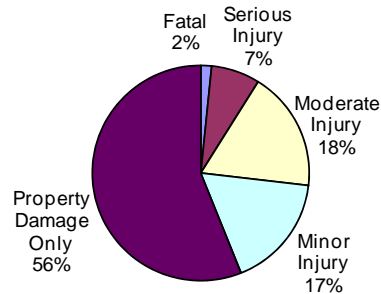
Index Crime Costs



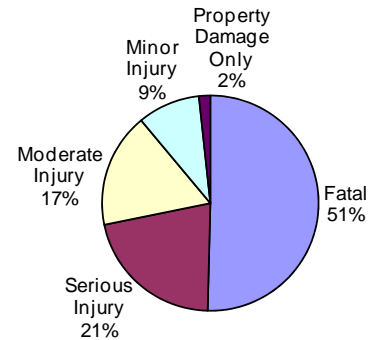
Midland County Alcohol-Involved Crashes

Traffic Crash Casualty Severity	Traffic Crash Casualties	Traffic Crash Costs
Fatal	2	\$7,223,916
Serious Injury	9	\$3,067,209
Moderate Injury	22	\$2,451,152
Minor Injury	21	\$1,346,940
Property Damage Only	69	\$243,984
Total	123	\$14,333,201
Average cost of traffic crash casualty	\$116,530	

Traffic Crash Casualties



Traffic Crash Costs

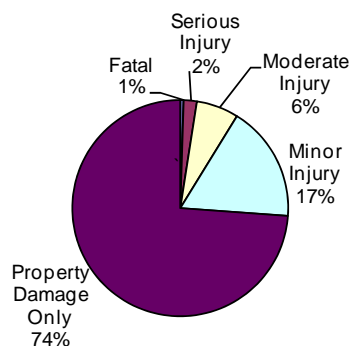


Costs of Alcohol-Involved Traffic Crashes in Midland County (2010 Dollars)						
	Fatal	Serious Injury	Moderate Injury	Minor Injury	Property Damage Only	Total
Medical Care	\$80,102	\$618,696	\$563,926	\$196,686	\$21,183	\$1,480,593
Future Earnings (Lost Wages)	\$2,439,648	\$903,780	\$647,746	\$341,607	\$67,275	\$4,400,056
Public Services	\$1,718	\$3,429	\$3,916	\$2,226	\$1,863	\$13,152
Property Damage and Loss	\$28,910	\$62,406	\$122,276	\$88,746	\$106,191	\$408,529
Subtotal (Monetary Costs)	\$2,550,378	\$1,588,311	\$1,337,864	\$629,265	\$196,512	\$6,302,330
Quality of Life	\$4,673,538	\$1,478,898	\$1,113,288	\$717,675	\$47,472	\$8,030,871
Total (Comprehensive Costs)	\$7,223,916	\$3,067,209	\$2,451,152	\$1,346,940	\$243,984	\$14,333,201

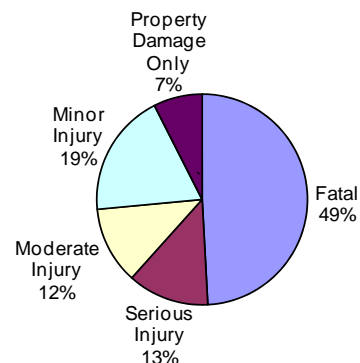
Midland County Teen-Involved Crashes

Traffic Crash Casualty Severity	Traffic Crash Casualties	Traffic Crash Costs
Fatal	4	\$14,447,832
Serious Injury	16	\$3,674,336
Moderate Injury	51	\$3,489,981
Minor Injury	140	\$5,587,400
Property Damage Only	596	\$2,199,240
Total	807	\$29,398,789
Average cost of traffic crash casualty	\$36,430	

Traffic Crash Casualties



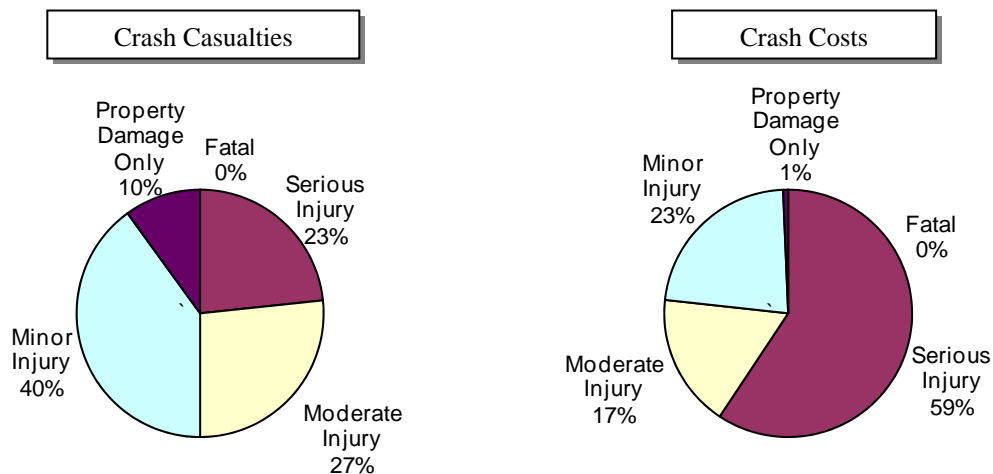
Traffic Crash Costs



Costs of Teen Driver Traffic Crashes in Midland County (2010 Dollars)						
	Fatal	Serious Injury	Moderate Injury	Minor Injury	Property Damage Only	Total
Medical Care	\$160,204	\$714,768	\$667,692	\$958,720	\$209,792	\$2,711,176
Future Earnings (Lost Wages)	\$4,879,296	\$1,111,024	\$973,437	\$1,618,260	\$616,264	\$9,198,281
Public Services	\$3,436	\$4,672	\$6,987	\$13,720	\$16,092	\$44,907
Property Damage and Loss	\$57,820	\$101,472	\$257,244	\$632,240	\$988,764	\$2,037,540
Subtotal (Monetary Costs)	\$5,100,756	\$1,931,936	\$1,905,360	\$3,222,940	\$1,830,912	\$13,991,904
Quality of Life	\$9,347,076	\$1,742,400	\$1,584,621	\$2,364,460	\$368,328	\$15,406,885
Total (Comprehensive Costs)	\$14,447,832	\$3,674,336	\$3,489,981	\$5,587,400	\$2,199,240	\$29,398,789

Midland County Motorcycle-Involved Crashes

Motorcyclist Casualty Severity	Crash Casualties	Crash Costs
Fatal	0	\$0
Serious Injury	7	\$2,283,239
Moderate Injury	8	\$670,360
Minor Injury	12	\$870,324
Property Damage Only	3	\$25,446
Total	30	\$3,849,369
Average cost of motorcyclist casualty	\$128,312	



Costs of Motorcycle Traffic Crashes in Midland County (2010 Dollars)						
	Fatal	Serious Injury	Moderate Injury	Minor Injury	Property Damage Only	Total
Medical Care	\$0	\$437,353	\$123,096	\$123,036	\$3,210	\$686,695
Future Earnings (Lost Wages)	\$0	\$714,777	\$201,776	\$301,140	\$7,098	\$1,224,791
Public Services	\$0	\$2,814	\$1,456	\$2,088	\$144	\$6,502
Property Damage and Loss	\$0	\$48,237	\$44,880	\$65,736	\$8,115	\$166,968
Subtotal (Monetary Costs)	\$0	\$1,203,181	\$371,208	\$492,000	\$18,567	\$2,084,956
Quality of Life	\$0	\$1,080,058	\$299,152	\$378,324	\$6,879	\$1,764,413
Total (Comprehensive Costs)	\$0	\$2,283,239	\$670,360	\$870,324	\$25,446	\$3,849,369

Missaukee County

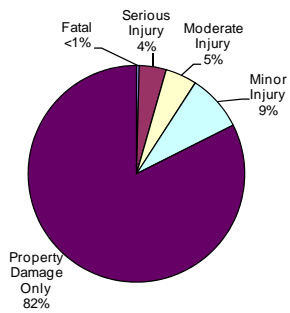
Traffic Crash Casualty Severity	Traffic Crash Casualties	Traffic Crash Costs
Fatal	3	\$10,835,874
Serious Injury	29	\$6,659,734
Moderate Injury	34	\$2,326,654
Minor Injury	61	\$2,434,510
Property Damage Only	595	\$2,195,550
Total	722	\$24,452,322
Average cost of traffic crash casualty		\$33,867

Index Crime Category	Number of Index Crimes	Index Crime Costs
Murder	0	\$0
Rape	2	\$380,630
Aggravated Assault	1	\$13,801
Robbery	0	\$0
Larceny	106	\$165,254
Burglary	41	\$152,438
Motor Vehicle Theft	3	\$23,652
Total	153	\$735,775
Average cost of index crime		\$4,809

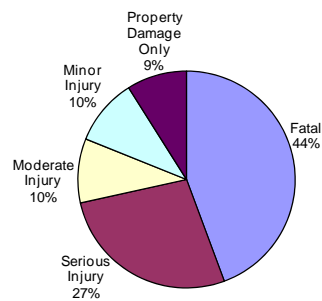
	Fatal	Serious Injury	Moderate Injury	Minor Injury	Property Damage Only	Total
Medical Care	\$120,153	\$1,295,517	\$445,128	\$417,728	\$209,440	\$2,487,966
Future Earnings (Lost Wages)	\$3,659,472	\$2,013,731	\$648,958	\$705,099	\$615,230	\$7,642,490
Public Services	\$2,577	\$8,468	\$4,658	\$5,978	\$16,065	\$37,746
Property Damage and Loss	\$43,365	\$183,918	\$171,496	\$275,476	\$987,105	\$1,661,360
Subtotal (Monetary Costs)	\$3,825,567	\$3,501,634	\$1,270,240	\$1,404,281	\$1,827,840	\$11,829,562
Quality of Life	\$7,010,307	\$3,158,100	\$1,056,414	\$1,030,229	\$367,710	\$12,622,760
Total (Comprehensive Costs)	\$10,835,874	\$6,659,734	\$2,326,654	\$2,434,510	\$2,195,550	\$24,452,322

	Murder	Rape	Aggravated Assault	Robbery	Larceny	Burglary	Motor Vehicle Theft	Total
Medical Care	\$0	\$10,744	\$866	\$0	\$0	\$0	\$0	\$11,610
Future Earnings (Lost Wages)	\$0	\$18,356	\$1,723	\$0	\$2,650	\$1,312	\$279	\$24,320
Public Services	\$0	\$1,486	\$315	\$0	\$53,000	\$17,958	\$933	\$73,692
Property Damage and Loss	\$0	\$300	\$76	\$0	\$109,604	\$116,153	\$21,309	\$247,442
Subtotal (Monetary Costs)	\$0	\$30,886	\$2,980	\$0	\$165,254	\$135,423	\$22,521	\$357,064
Quality of Life	\$0	\$349,744	\$10,821	\$0	\$0	\$17,015	\$1,131	\$378,711
Total (Comprehensive Costs)	\$0	\$380,630	\$13,801	\$0	\$165,254	\$152,438	\$23,652	\$735,775

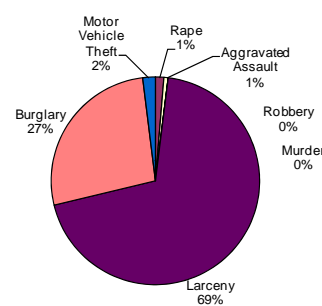
Traffic Crash Casualties



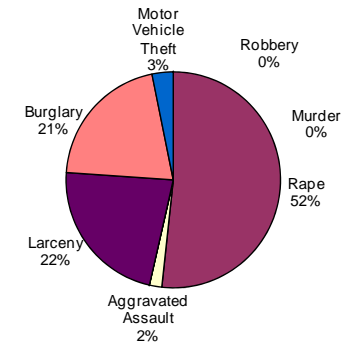
Traffic Crash Costs



Index Crimes



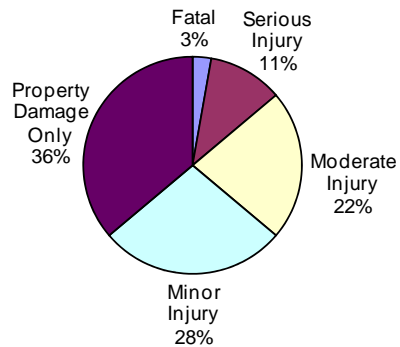
Index Crime Costs



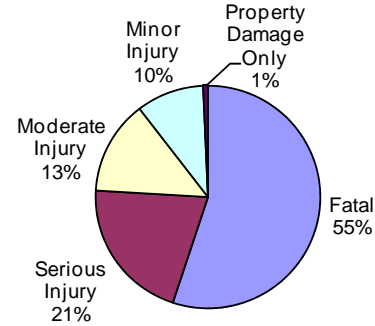
Missaukee County Alcohol-Involved Crashes

Traffic Crash Casualty Severity	Traffic Crash Casualties	Traffic Crash Costs
Fatal	1	\$3,611,958
Serious Injury	4	\$1,363,204
Moderate Injury	8	\$891,328
Minor Injury	10	\$641,400
Property Damage Only	13	\$45,968
Total	36	\$6,553,858
Average cost of traffic crash casualty	\$182,052	

Traffic Crash Casualties



Traffic Crash Costs

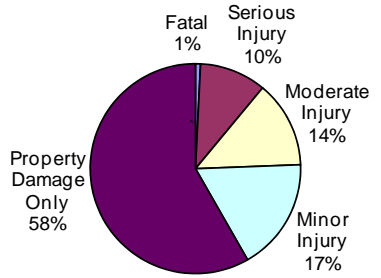


Costs of Alcohol-Involved Traffic Crashes in Missaukee County (2010 Dollars)						
	Fatal	Serious Injury	Moderate Injury	Minor Injury	Property Damage Only	Total
Medical Care	\$40,051	\$274,976	\$205,064	\$93,660	\$3,991	\$617,742
Future Earnings (Lost Wages)	\$1,219,824	\$401,680	\$235,544	\$162,670	\$12,675	\$2,032,393
Public Services	\$859	\$1,524	\$1,424	\$1,060	\$351	\$5,218
Property Damage and Loss	\$14,455	\$27,736	\$44,464	\$42,260	\$20,007	\$148,922
Subtotal (Monetary Costs)	\$1,275,189	\$705,916	\$486,496	\$299,650	\$37,024	\$2,804,275
Quality of Life	\$2,336,769	\$657,288	\$404,832	\$341,750	\$8,944	\$3,749,583
Total (Comprehensive Costs)	\$3,611,958	\$1,363,204	\$891,328	\$641,400	\$45,968	\$6,553,858

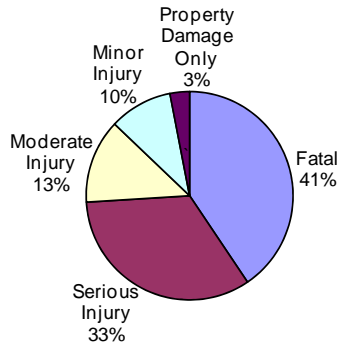
Missaukee County Teen-Involved Crashes

Traffic Crash Casualty Severity	Traffic Crash Casualties	Traffic Crash Costs
Fatal	1	\$3,611,958
Serious Injury	13	\$2,985,398
Moderate Injury	17	\$1,163,327
Minor Injury	22	\$878,020
Property Damage Only	74	\$273,060
Total	127	\$8,911,763
Average cost of traffic crash casualty	\$70,171	

Traffic Crash Casualties



Traffic Crash Costs

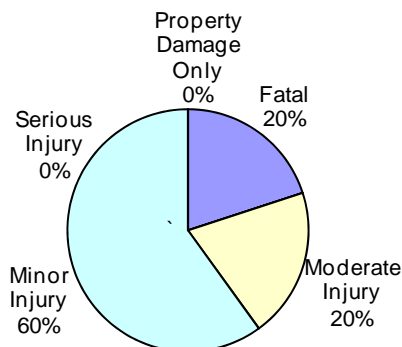


Costs of Teen Driver Traffic Crashes in Missaukee County (2010 Dollars)						
	Fatal	Serious Injury	Moderate Injury	Minor Injury	Property Damage Only	Total
Medical Care	\$40,051	\$580,749	\$222,564	\$150,656	\$26,048	\$1,020,068
Future Earnings (Lost Wages)	\$1,219,824	\$902,707	\$324,479	\$254,298	\$76,516	\$2,777,824
Public Services	\$859	\$3,796	\$2,329	\$2,156	\$1,998	\$11,138
Property Damage and Loss	\$14,455	\$82,446	\$85,748	\$99,352	\$122,766	\$404,767
Subtotal (Monetary Costs)	\$1,275,189	\$1,569,698	\$635,120	\$506,462	\$227,328	\$4,213,797
Quality of Life	\$2,336,769	\$1,415,700	\$528,207	\$371,558	\$45,732	\$4,697,966
Total (Comprehensive Costs)	\$3,611,958	\$2,985,398	\$1,163,327	\$878,020	\$273,060	\$8,911,763

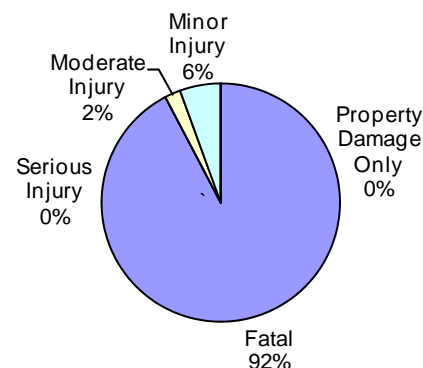
Missaukee County Motorcycle-Involved Crashes

Motorcyclist Casualty Severity	Crash Casualties	Crash Costs
Fatal	1	\$3,613,578
Serious Injury	0	\$0
Moderate Injury	1	\$83,795
Minor Injury	3	\$217,581
Property Damage Only	0	\$0
Total	5	\$3,914,954
Average cost of motorcyclist casualty	\$782,991	

Crash Casualties



Crash Costs



Costs of Motorcycle Traffic Crashes in Missaukee County (2010 Dollars)						
	Fatal	Serious Injury	Moderate Injury	Minor Injury	Property Damage Only	Total
Medical Care	\$40,110	\$0	\$15,387	\$30,759	\$0	\$86,256
Future Earnings (Lost Wages)	\$1,220,446	\$0	\$25,222	\$75,285	\$0	\$1,320,953
Public Services	\$859	\$0	\$182	\$522	\$0	\$1,563
Property Damage and Loss	\$15,394	\$0	\$5,610	\$16,434	\$0	\$37,438
Subtotal (Monetary Costs)	\$1,276,809	\$0	\$46,401	\$123,000	\$0	\$1,446,210
Quality of Life	\$2,336,769	\$0	\$37,394	\$94,581	\$0	\$2,468,744
Total (Comprehensive Costs)	\$3,613,578	\$0	\$83,795	\$217,581	\$0	\$3,914,954

Monroe County

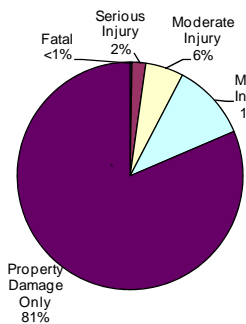
Traffic Crash Casualty Severity	Traffic Crash Casualties	Traffic Crash Costs
Fatal	15	\$54,179,370
Serious Injury	111	\$25,490,706
Moderate Injury	308	\$21,076,748
Minor Injury	617	\$24,624,470
Property Damage Only	4596	\$16,959,240
Total	5647	\$142,330,534
Average cost of traffic crash casualty		\$25,205

Index Crime Category	Number of Index Crimes	Index Crime Costs
Murder	5	\$21,435,780
Rape	85	\$16,176,775
Aggravated Assault	190	\$2,622,190
Robbery	55	\$1,066,505
Larceny	2602	\$4,056,518
Burglary	883	\$3,282,994
Motor Vehicle Theft	205	\$1,616,220
Total	4025	\$50,256,982
Average cost of index crime		\$12,486

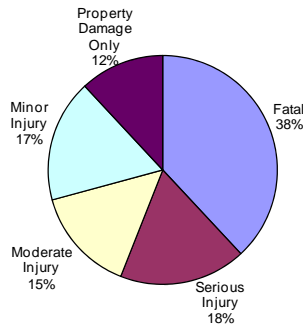
	Fatal	Serious Injury	Moderate Injury	Minor Injury	Property Damage Only	Total
Medical Care	\$600,765	\$4,958,703	\$4,032,336	\$4,225,216	\$1,617,792	\$15,434,812
Future Earnings (Lost Wages)	\$18,297,360	\$7,707,729	\$5,878,796	\$7,131,903	\$4,752,264	\$43,768,052
Public Services	\$12,885	\$32,412	\$42,196	\$60,466	\$124,092	\$272,051
Property Damage and Loss	\$216,825	\$703,962	\$1,553,552	\$2,786,372	\$7,624,764	\$12,885,475
Subtotal (Monetary Costs)	\$19,127,835	\$13,402,806	\$11,506,880	\$14,203,957	\$14,118,912	\$72,360,390
Quality of Life	\$35,051,535	\$12,087,900	\$9,569,868	\$10,420,513	\$2,840,328	\$69,970,144
Total (Comprehensive Costs)	\$54,179,370	\$25,490,706	\$21,076,748	\$24,624,470	\$16,959,240	\$142,330,534

	Murder	Rape	Aggravated Assault	Robbery	Larceny	Burglary	Motor Vehicle Theft	Total
Medical Care	\$224,165	\$456,620	\$164,540	\$145,310	\$0	\$0	\$0	\$990,635
Future Earnings (Lost Wages)	\$7,642,575	\$780,130	\$327,370	\$137,005	\$65,050	\$28,256	\$19,065	\$8,999,451
Public Services	\$14,130	\$63,155	\$59,850	\$23,760	\$1,301,000	\$386,754	\$63,755	\$1,912,404
Property Damage and Loss	\$8,665	\$12,750	\$14,440	\$69,465	\$2,690,468	\$2,501,539	\$1,456,115	\$6,753,442
Subtotal (Monetary Costs)	\$7,889,535	\$1,312,655	\$566,200	\$375,540	\$4,056,518	\$2,916,549	\$1,538,935	\$18,655,932
Quality of Life	\$13,546,245	\$14,864,120	\$2,055,990	\$690,965	\$0	\$366,445	\$77,285	\$31,601,050
Total (Comprehensive Costs)	\$21,435,780	\$16,176,775	\$2,622,190	\$1,066,505	\$4,056,518	\$3,282,994	\$1,616,220	\$50,256,982

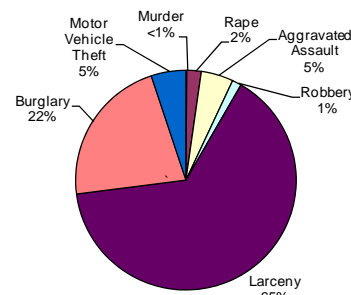
Traffic Crash Casualties



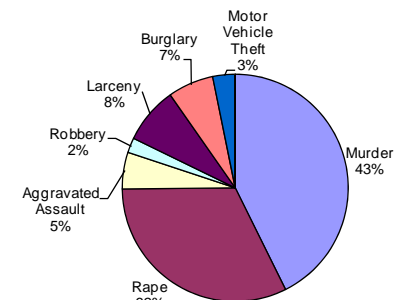
Traffic Crash Costs



Index Crimes



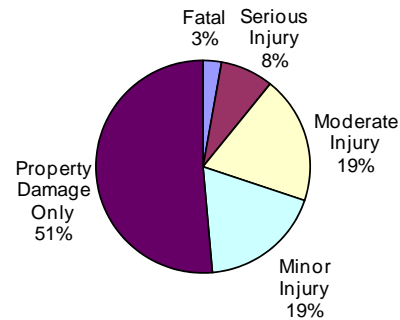
Index Crime Costs



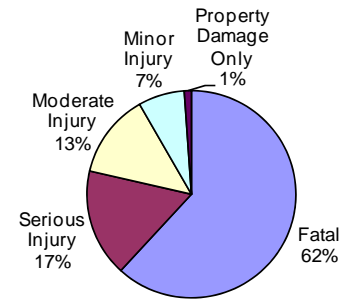
Monroe County Alcohol-Involved Crashes

Traffic Crash Casualty Severity	Traffic Crash Casualties	Traffic Crash Costs
Fatal	7	\$25,283,706
Serious Injury	20	\$6,816,020
Moderate Injury	48	\$5,347,968
Minor Injury	46	\$2,950,440
Property Damage Only	128	\$452,608
Total	249	\$40,850,742
Average cost of traffic crash casualty	\$164,059	

Traffic Crash Casualties



Traffic Crash Costs

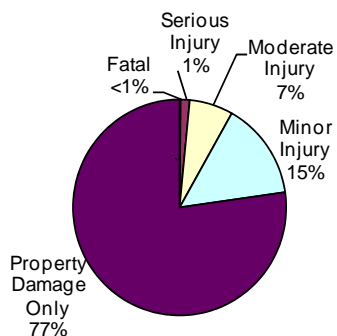


Costs of Alcohol-Involved Traffic Crashes in Monroe County (2010 Dollars)						
	Fatal	Serious Injury	Moderate Injury	Minor Injury	Property Damage Only	Total
Medical Care	\$280,357	\$1,374,880	\$1,230,384	\$430,836	\$39,296	\$3,355,753
Future Earnings (Lost Wages)	\$8,538,768	\$2,008,400	\$1,413,264	\$748,282	\$124,800	\$12,833,514
Public Services	\$6,013	\$7,620	\$8,544	\$4,876	\$3,456	\$30,509
Property Damage and Loss	\$101,185	\$138,680	\$266,784	\$194,396	\$196,992	\$898,037
Subtotal (Monetary Costs)	\$8,926,323	\$3,529,580	\$2,918,976	\$1,378,390	\$364,544	\$17,117,813
Quality of Life	\$16,357,383	\$3,286,440	\$2,428,992	\$1,572,050	\$88,064	\$23,732,929
Total (Comprehensive Costs)	\$25,283,706	\$6,816,020	\$5,347,968	\$2,950,440	\$452,608	\$40,850,742

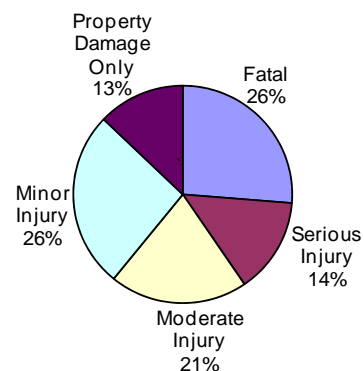
Monroe County Teen-Involved Crashes

Traffic Crash Casualty Severity	Traffic Crash Casualties	Traffic Crash Costs
Fatal	2	\$7,223,916
Serious Injury	17	\$3,903,982
Moderate Injury	82	\$5,611,342
Minor Injury	181	\$7,223,710
Property Damage Only	958	\$3,535,020
Total	1240	\$27,497,970
Average cost of traffic crash casualty	\$22,176	

Traffic Crash Casualties



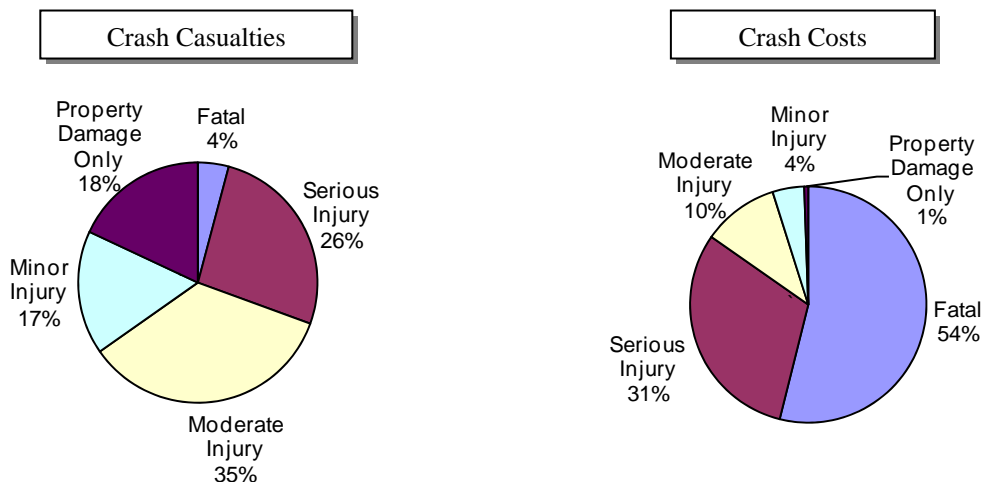
Traffic Crash Costs



Costs of Teen Driver Traffic Crashes in Monroe County (2010 Dollars)						
	Fatal	Serious Injury	Moderate Injury	Minor Injury	Property Damage Only	Total
Medical Care	\$80,102	\$759,441	\$1,073,544	\$1,239,488	\$337,216	\$3,489,791
Future Earnings (Lost Wages)	\$2,439,648	\$1,180,463	\$1,565,134	\$2,092,179	\$990,572	\$8,267,996
Public Services	\$1,718	\$4,964	\$11,234	\$17,738	\$25,866	\$61,520
Property Damage and Loss	\$28,910	\$107,814	\$413,608	\$817,396	\$1,589,322	\$2,957,050
Subtotal (Monetary Costs)	\$2,550,378	\$2,052,682	\$3,063,520	\$4,166,801	\$2,942,976	\$14,776,357
Quality of Life	\$4,673,538	\$1,851,300	\$2,547,822	\$3,056,909	\$592,044	\$12,721,613
Total (Comprehensive Costs)	\$7,223,916	\$3,903,982	\$5,611,342	\$7,223,710	\$3,535,020	\$27,497,970

Monroe County Motorcycle-Involved Crashes

Motorcyclist Casualty Severity	Crash Casualties	Crash Costs
Fatal	3	\$10,840,734
Serious Injury	19	\$6,197,363
Moderate Injury	25	\$2,094,875
Minor Injury	12	\$870,324
Property Damage Only	13	\$110,266
Total	72	\$20,113,562
Average cost of motorcyclist casualty	\$279,355	



Costs of Motorcycle Traffic Crashes in Monroe County (2010 Dollars)						
	Fatal	Serious Injury	Moderate Injury	Minor Injury	Property Damage Only	Total
Medical Care	\$120,330	\$1,187,101	\$384,675	\$123,036	\$13,910	\$1,829,052
Future Earnings (Lost Wages)	\$3,661,338	\$1,940,109	\$630,550	\$301,140	\$30,758	\$6,563,895
Public Services	\$2,577	\$7,638	\$4,550	\$2,088	\$624	\$17,477
Property Damage and Loss	\$46,182	\$130,929	\$140,250	\$65,736	\$35,165	\$418,262
Subtotal (Monetary Costs)	\$3,830,427	\$3,265,777	\$1,160,025	\$492,000	\$80,457	\$8,828,686
Quality of Life	\$7,010,307	\$2,931,586	\$934,850	\$378,324	\$29,809	\$11,284,876
Total (Comprehensive Costs)	\$10,840,734	\$6,197,363	\$2,094,875	\$870,324	\$110,266	\$20,113,562

Montcalm County

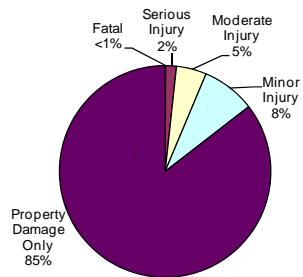
Traffic Crash Casualty Severity	Traffic Crash Casualties	Traffic Crash Costs
Fatal	3	\$10,835,874
Serious Injury	53	\$12,171,238
Moderate Injury	149	\$10,196,219
Minor Injury	265	\$10,576,150
Property Damage Only	2766	\$10,206,540
Total	3236	\$53,986,021
Average cost of traffic crash casualty	\$16,683	

Index Crime Category	Number of Index Crimes	Index Crime Costs
Murder	1	\$4,287,156
Rape	44	\$8,373,860
Aggravated Assault	60	\$828,060
Robbery	9	\$174,519
Larceny	962	\$1,499,758
Burglary	398	\$1,479,764
Motor Vehicle Theft	70	\$551,880
Total	1544	\$17,194,997
Average cost of index crime	\$11,137	

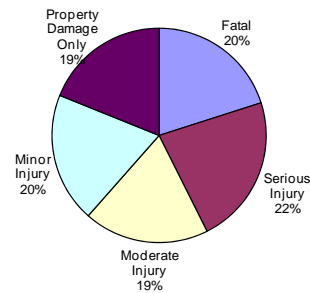
Costs of Traffic Crashes in Montcalm County (2010 Dollars)						
	Fatal	Serious Injury	Moderate Injury	Minor Injury	Property Damage Only	Total
Medical Care	\$120,153	\$2,367,669	\$1,950,708	\$1,814,720	\$973,632	\$7,226,882
Future Earnings (Lost Wages)	\$3,659,472	\$3,680,267	\$2,843,963	\$3,063,135	\$2,860,044	\$16,106,881
Public Services	\$2,577	\$15,476	\$20,413	\$25,970	\$74,682	\$139,118
Property Damage and Loss	\$43,365	\$336,126	\$751,556	\$1,196,740	\$4,588,794	\$6,916,581
Subtotal (Monetary Costs)	\$3,825,567	\$6,399,538	\$5,566,640	\$6,100,565	\$8,497,152	\$30,389,462
Quality of Life	\$7,010,307	\$5,771,700	\$4,629,579	\$4,475,585	\$1,709,388	\$23,596,559
Total (Comprehensive Costs)	\$10,835,874	\$12,171,238	\$10,196,219	\$10,576,150	\$10,206,540	\$53,986,021

Costs of Index Crimes in Montcalm County (2010 Dollars)								
	Murder	Rape	Aggravated Assault	Robbery	Larceny	Burglary	Motor Vehicle Theft	Total
Medical Care	\$44,833	\$236,368	\$51,960	\$23,778	\$0	\$0	\$0	\$356,939
Future Earnings (Lost Wages)	\$1,528,515	\$403,832	\$103,380	\$22,419	\$24,050	\$12,736	\$6,510	\$2,101,442
Public Services	\$2,826	\$32,692	\$18,900	\$3,888	\$481,000	\$174,324	\$21,770	\$735,400
Property Damage and Loss	\$1,733	\$6,600	\$4,560	\$11,367	\$994,708	\$1,127,534	\$497,210	\$2,643,712
Subtotal (Monetary Costs)	\$1,577,907	\$679,492	\$178,800	\$61,452	\$1,499,758	\$1,314,594	\$525,490	\$5,837,493
Quality of Life	\$2,709,249	\$7,694,368	\$649,260	\$113,067	\$0	\$165,170	\$26,390	\$11,357,504
Total (Comprehensive Costs)	\$4,287,156	\$8,373,860	\$828,060	\$174,519	\$1,499,758	\$1,479,764	\$551,880	\$17,194,997

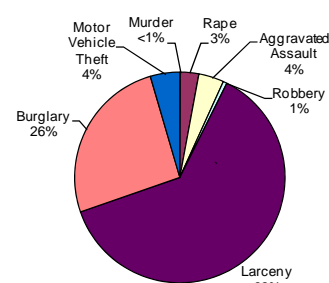
Traffic Crash Casualties



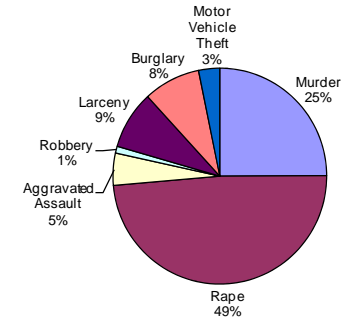
Traffic Crash Costs



Index Crimes



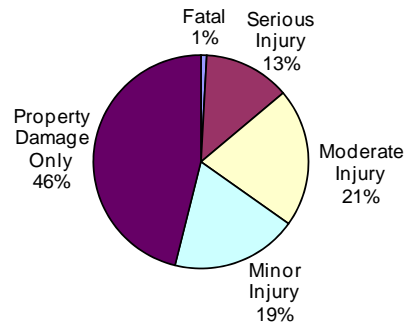
Index Crime Costs



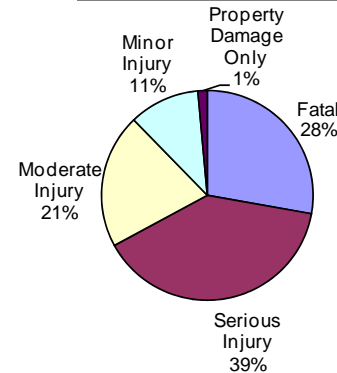
Montcalm County Alcohol-Involved Crashes

Traffic Crash Casualty Severity	Traffic Crash Casualties	Traffic Crash Costs
Fatal	1	\$3,611,958
Serious Injury	15	\$5,112,015
Moderate Injury	24	\$2,673,984
Minor Injury	22	\$1,411,080
Property Damage Only	53	\$187,408
Total	115	\$12,996,445
Average cost of traffic crash casualty	\$113,013	

Traffic Crash Casualties



Traffic Crash Costs

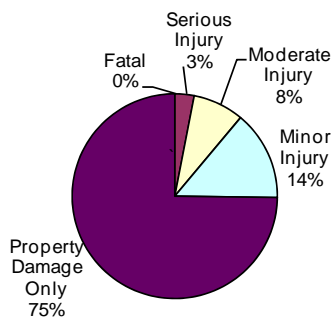


Costs of Alcohol-Involved Traffic Crashes in Montcalm County (2010 Dollars)						
	Fatal	Serious Injury	Moderate Injury	Minor Injury	Property Damage Only	Total
Medical Care	\$40,051	\$1,031,160	\$615,192	\$206,052	\$16,271	\$1,908,726
Future Earnings (Lost Wages)	\$1,219,824	\$1,506,300	\$706,632	\$357,874	\$51,675	\$3,842,305
Public Services	\$859	\$5,715	\$4,272	\$2,332	\$1,431	\$14,609
Property Damage and Loss	\$14,455	\$104,010	\$133,392	\$92,972	\$81,567	\$426,396
Subtotal (Monetary Costs)	\$1,275,189	\$2,647,185	\$1,459,488	\$659,230	\$150,944	\$6,192,036
Quality of Life	\$2,336,769	\$2,464,830	\$1,214,496	\$751,850	\$36,464	\$6,804,409
Total (Comprehensive Costs)	\$3,611,958	\$5,112,015	\$2,673,984	\$1,411,080	\$187,408	\$12,996,445

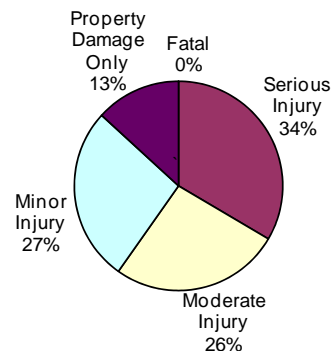
Montcalm County Teen-Involved Crashes

Traffic Crash Casualty Severity	Traffic Crash Casualties	Traffic Crash Costs
Fatal	0	\$0
Serious Injury	14	\$3,215,044
Moderate Injury	37	\$2,531,947
Minor Injury	65	\$2,594,150
Property Damage Only	344	\$1,269,360
Total	460	\$9,610,501
Average cost of traffic crash casualty	\$20,892	

Traffic Crash Casualties



Traffic Crash Costs

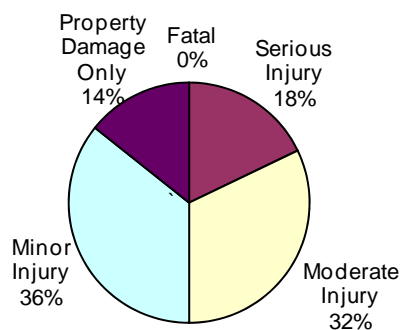


Costs of Teen Driver Traffic Crashes in Montcalm County (2010 Dollars)						
	Fatal	Serious Injury	Moderate Injury	Minor Injury	Property Damage Only	Total
Medical Care	\$0	\$625,422	\$484,404	\$445,120	\$121,088	\$1,676,034
Future Earnings (Lost Wages)	\$0	\$972,146	\$706,219	\$751,335	\$355,696	\$2,785,396
Public Services	\$0	\$4,088	\$5,069	\$6,370	\$9,288	\$24,815
Property Damage and Loss	\$0	\$88,788	\$186,628	\$293,540	\$570,696	\$1,139,652
Subtotal (Monetary Costs)	\$0	\$1,690,444	\$1,382,320	\$1,496,365	\$1,056,768	\$5,625,897
Quality of Life	\$0	\$1,524,600	\$1,149,627	\$1,097,785	\$212,592	\$3,984,604
Total (Comprehensive Costs)	\$0	\$3,215,044	\$2,531,947	\$2,594,150	\$1,269,360	\$9,610,501

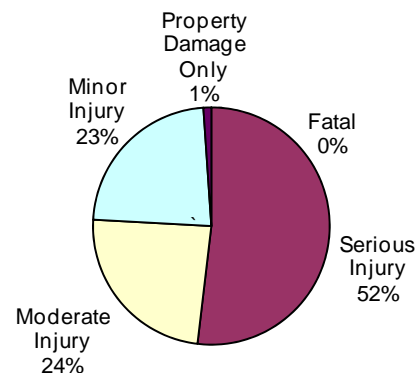
Montcalm County Motorcycle-Involved Crashes

Motorcyclist Casualty Severity	Crash Casualties	Crash Costs
Fatal	0	\$0
Serious Injury	5	\$1,630,885
Moderate Injury	9	\$754,155
Minor Injury	10	\$725,270
Property Damage Only	4	\$33,928
Total	28	\$3,144,238
Average cost of motorcyclist casualty	\$112,294	

Crash Casualties



Crash Costs



Costs of Motorcycle Traffic Crashes in Montcalm County (2010 Dollars)						
	Fatal	Serious Injury	Moderate Injury	Minor Injury	Property Damage Only	Total
Medical Care	\$0	\$312,395	\$138,483	\$102,530	\$4,280	\$557,688
Future Earnings (Lost Wages)	\$0	\$510,555	\$226,998	\$250,950	\$9,464	\$997,967
Public Services	\$0	\$2,010	\$1,638	\$1,740	\$192	\$5,580
Property Damage and Loss	\$0	\$34,455	\$50,490	\$54,780	\$10,820	\$150,545
Subtotal (Monetary Costs)	\$0	\$859,415	\$417,609	\$410,000	\$24,756	\$1,711,780
Quality of Life	\$0	\$771,470	\$336,546	\$315,270	\$9,172	\$1,432,458
Total (Comprehensive Costs)	\$0	\$1,630,885	\$754,155	\$725,270	\$33,928	\$3,144,238

Montmorency County

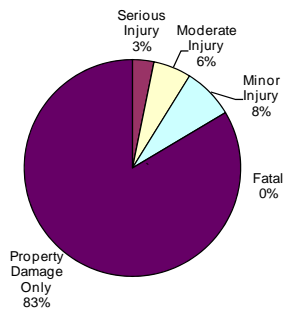
Traffic Crash Casualty Severity	Traffic Crash Casualties	Traffic Crash Costs
Fatal	0	\$0
Serious Injury	13	\$2,985,398
Moderate Injury	23	\$1,573,913
Minor Injury	31	\$1,237,210
Property Damage Only	340	\$1,254,600
Total	407	\$7,051,121
Average cost of traffic crash casualty	\$17,325	

Index Crime Category	Number of Index Crimes	Index Crime Costs
Murder	0	\$0
Rape	3	\$570,945
Aggravated Assault	11	\$151,811
Robbery	0	\$0
Larceny	31	\$48,329
Burglary	35	\$130,130
Motor Vehicle Theft	4	\$31,536
Total	84	\$932,751
Average cost of index crime	\$11,104	

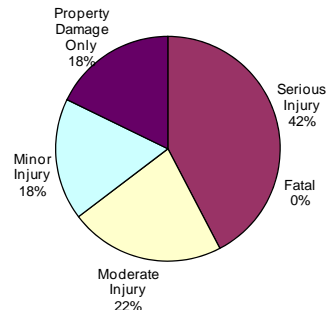
	Fatal	Serious Injury	Moderate Injury	Minor Injury	Property Damage Only	Total
Medical Care	\$0	\$580,749	\$301,116	\$212,288	\$119,680	\$1,213,833
Future Earnings (Lost Wages)	\$0	\$902,707	\$439,001	\$358,329	\$351,560	\$2,051,597
Public Services	\$0	\$3,796	\$3,151	\$3,038	\$9,180	\$19,165
Property Damage and Loss	\$0	\$82,446	\$116,012	\$139,996	\$564,060	\$902,514
Subtotal (Monetary Costs)	\$0	\$1,569,698	\$859,280	\$713,651	\$1,044,480	\$4,187,109
Quality of Life	\$0	\$1,415,700	\$714,633	\$523,559	\$210,120	\$2,864,012
Total (Comprehensive Costs)	\$0	\$2,985,398	\$1,573,913	\$1,237,210	\$1,254,600	\$7,051,121

	Murder	Rape	Aggravated Assault	Robbery	Larceny	Burglary	Motor Vehicle Theft	Total
Medical Care	\$0	\$16,116	\$9,526	\$0	\$0	\$0	\$0	\$25,642
Future Earnings (Lost Wages)	\$0	\$27,534	\$18,953	\$0	\$775	\$1,120	\$372	\$48,754
Public Services	\$0	\$2,229	\$3,465	\$0	\$15,500	\$15,330	\$1,244	\$37,768
Property Damage and Loss	\$0	\$450	\$836	\$0	\$32,054	\$99,155	\$28,412	\$160,907
Subtotal (Monetary Costs)	\$0	\$46,329	\$32,780	\$0	\$48,329	\$115,605	\$30,028	\$273,071
Quality of Life	\$0	\$524,616	\$119,031	\$0	\$0	\$14,525	\$1,508	\$659,680
Total (Comprehensive Costs)	\$0	\$570,945	\$151,811	\$0	\$48,329	\$130,130	\$31,536	\$932,751

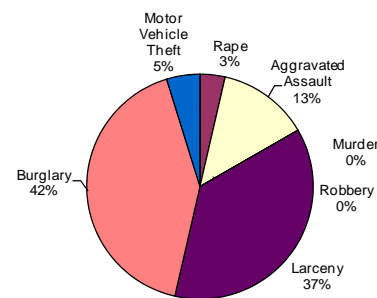
Traffic Crash Casualties



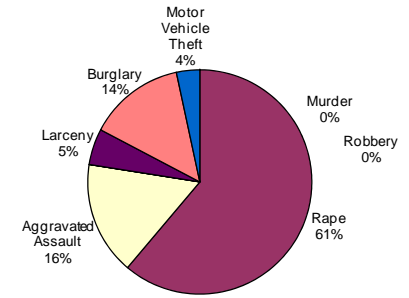
Traffic Crash Costs



Index Crimes



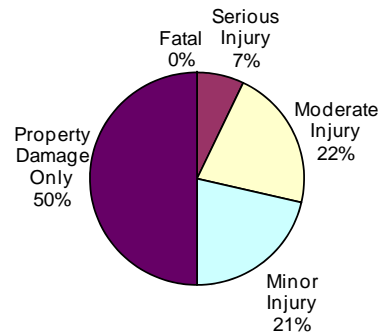
Index Crime Costs



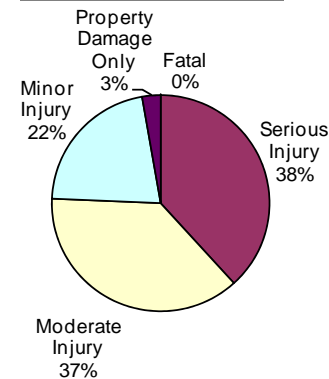
Montmorency County Alcohol-Involved Crashes

Traffic Crash Casualty Severity	Traffic Crash Casualties	Traffic Crash Costs
Fatal	0	\$0
Serious Injury	1	\$340,801
Moderate Injury	3	\$334,248
Minor Injury	3	\$192,420
Property Damage Only	7	\$24,752
Total	14	\$892,221
Average cost of traffic crash casualty	\$63,730	

Traffic Crash Casualties



Traffic Crash Costs

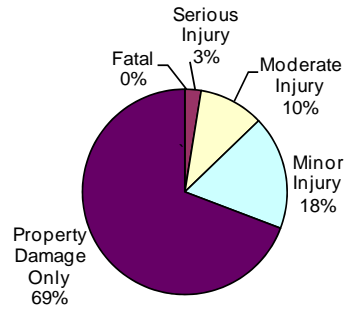


Costs of Alcohol-Involved Traffic Crashes in Montmorency County (2010 Dollars)						
	Fatal	Serious Injury	Moderate Injury	Minor Injury	Property Damage Only	Total
Medical Care	\$0	\$68,744	\$76,899	\$28,098	\$2,149	\$175,890
Future Earnings (Lost Wages)	\$0	\$100,420	\$88,329	\$48,801	\$6,825	\$244,375
Public Services	\$0	\$381	\$534	\$318	\$189	\$1,422
Property Damage and Loss	\$0	\$6,934	\$16,674	\$12,678	\$10,773	\$47,059
Subtotal (Monetary Costs)	\$0	\$176,479	\$182,436	\$89,895	\$19,936	\$468,746
Quality of Life	\$0	\$164,322	\$151,812	\$102,525	\$4,816	\$423,475
Total (Comprehensive Costs)	\$0	\$340,801	\$334,248	\$192,420	\$24,752	\$892,221

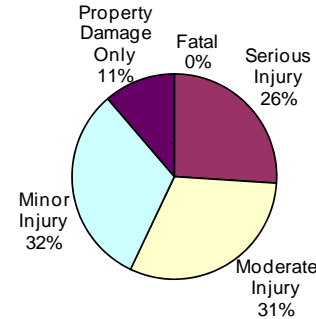
Montmorency County Teen-Involved Crashes

Traffic Crash Casualty Severity	Traffic Crash Casualties	Traffic Crash Costs
Fatal	0	\$0
Serious Injury	1	\$229,646
Moderate Injury	4	\$273,724
Minor Injury	7	\$279,370
Property Damage Only	27	\$99,630
Total	39	\$882,370
Average cost of traffic crash casualty	\$22,625	

Traffic Crash Casualties



Traffic Crash Costs

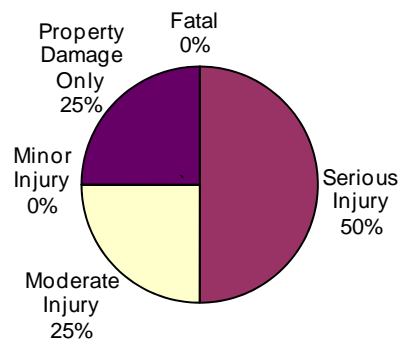


Costs of Teen Driver Traffic Crashes in Montmorency County (2010 Dollars)						
	Fatal	Serious Injury	Moderate Injury	Minor Injury	Property Damage Only	Total
Medical Care	\$0	\$44,673	\$52,368	\$47,936	\$9,504	\$154,481
Future Earnings (Lost Wages)	\$0	\$69,439	\$76,348	\$80,913	\$27,918	\$254,618
Public Services	\$0	\$292	\$548	\$686	\$729	\$2,255
Property Damage and Loss	\$0	\$6,342	\$20,176	\$31,612	\$44,793	\$102,923
Subtotal (Monetary Costs)	\$0	\$120,746	\$149,440	\$161,147	\$82,944	\$514,277
Quality of Life	\$0	\$108,900	\$124,284	\$118,223	\$16,686	\$368,093
Total (Comprehensive Costs)	\$0	\$229,646	\$273,724	\$279,370	\$99,630	\$882,370

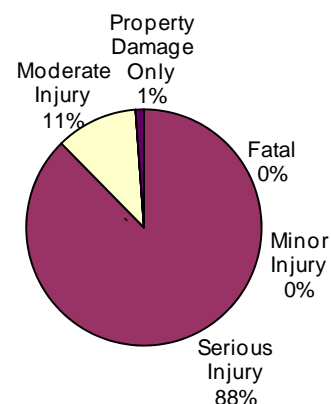
Montmorency County Motorcycle-Involved Crashes

Motorcyclist Casualty Severity	Crash Casualties	Crash Costs
Fatal	0	\$0
Serious Injury	2	\$652,354
Moderate Injury	1	\$83,795
Minor Injury	0	\$0
Property Damage Only	1	\$8,482
Total	4	\$744,631
Average cost of motorcyclist casualty	\$186,158	

Crash Casualties



Crash Costs



Costs of Motorcycle Traffic Crashes in Montmorency County (2010 Dollars)						
	Fatal	Serious Injury	Moderate Injury	Minor Injury	Property Damage Only	Total
Medical Care	\$0	\$124,958	\$15,387	\$0	\$1,070	\$141,415
Future Earnings (Lost Wages)	\$0	\$204,222	\$25,222	\$0	\$2,366	\$231,810
Public Services	\$0	\$804	\$182	\$0	\$48	\$1,034
Property Damage and Loss	\$0	\$13,782	\$5,610	\$0	\$2,705	\$22,097
Subtotal (Monetary Costs)	\$0	\$343,766	\$46,401	\$0	\$6,189	\$396,356
Quality of Life	\$0	\$308,588	\$37,394	\$0	\$2,293	\$348,275
Total (Comprehensive Costs)	\$0	\$652,354	\$83,795	\$0	\$8,482	\$744,631

Muskegon County

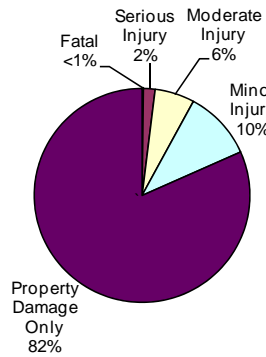
Traffic Crash Casualty Severity	Traffic Crash Casualties	Traffic Crash Costs
Fatal	14	\$50,567,412
Serious Injury	124	\$28,476,104
Moderate Injury	419	\$28,672,589
Minor Injury	732	\$29,214,120
Property Damage Only	5722	\$21,114,180
Total	7011	\$158,044,405
Average cost of traffic crash casualty	\$22,542	

Index Crime Category	Number of Index Crimes	Index Crime Costs
Murder	6	\$25,722,936
Rape	85	\$16,176,775
Aggravated Assault	404	\$5,575,604
Robbery	196	\$3,800,636
Larceny	5453	\$8,501,227
Burglary	1440	\$5,353,920
Motor Vehicle Theft	371	\$2,924,964
Total	7955	\$68,056,062
Average cost of index crime	\$8,555	

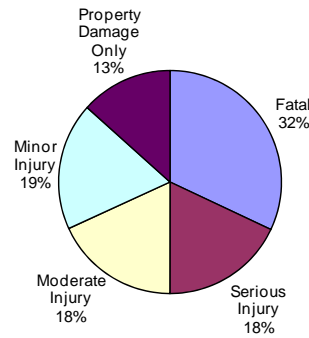
	Fatal	Serious Injury	Moderate Injury	Minor Injury	Property Damage Only	Total
Medical Care	\$560,714	\$5,539,452	\$5,485,548	\$5,012,736	\$2,014,144	\$18,612,594
Future Earnings (Lost Wages)	\$17,077,536	\$8,610,436	\$7,997,453	\$8,461,188	\$5,916,548	\$48,063,161
Public Services	\$12,026	\$36,208	\$57,403	\$71,736	\$154,494	\$331,867
Property Damage and Loss	\$202,370	\$786,408	\$2,113,436	\$3,305,712	\$9,492,798	\$15,900,724
Subtotal (Monetary Costs)	\$17,852,646	\$14,972,504	\$15,653,840	\$16,851,372	\$17,577,984	\$82,908,346
Quality of Life	\$32,714,766	\$13,503,600	\$13,018,749	\$12,362,748	\$3,536,196	\$75,136,059
Total (Comprehensive Costs)	\$50,567,412	\$28,476,104	\$28,672,589	\$29,214,120	\$21,114,180	\$158,044,405

	Murder	Rape	Aggravated Assault	Robbery	Larceny	Burglary	Motor Vehicle Theft	Total
Medical Care	\$268,998	\$456,620	\$349,864	\$517,832	\$0	\$0	\$0	\$1,593,314
Future Earnings (Lost Wages)	\$9,171,090	\$780,130	\$696,092	\$488,236	\$136,325	\$46,080	\$34,503	\$11,352,456
Public Services	\$16,956	\$63,155	\$127,260	\$84,672	\$2,726,500	\$630,720	\$115,381	\$3,764,644
Property Damage and Loss	\$10,398	\$12,750	\$30,704	\$247,548	\$5,638,402	\$4,079,520	\$2,635,213	\$12,654,535
Subtotal (Monetary Costs)	\$9,467,442	\$1,312,655	\$1,203,920	\$1,338,288	\$8,501,227	\$4,756,320	\$2,785,097	\$29,364,949
Quality of Life	\$16,255,494	\$14,864,120	\$4,371,684	\$2,462,348	\$0	\$597,600	\$139,867	\$38,691,113
Total (Comprehensive Costs)	\$25,722,936	\$16,176,775	\$5,575,604	\$3,800,636	\$8,501,227	\$5,353,920	\$2,924,964	\$68,056,062

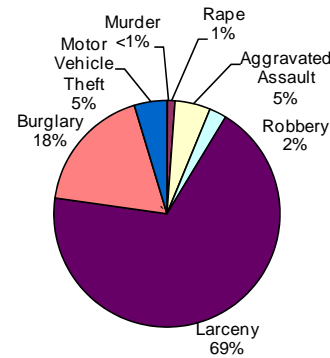
Traffic Crash Casualties



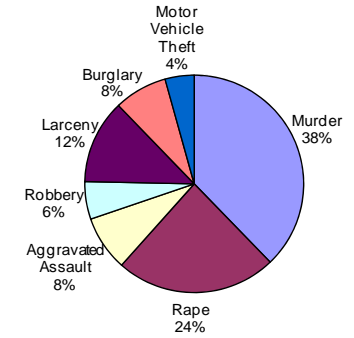
Traffic Crash Costs



Index Crimes



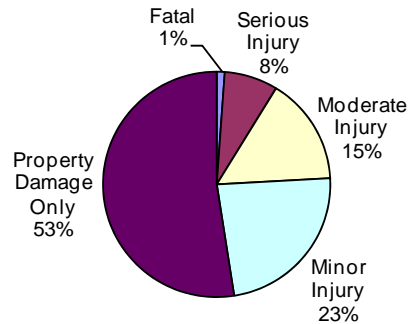
Index Crime Costs



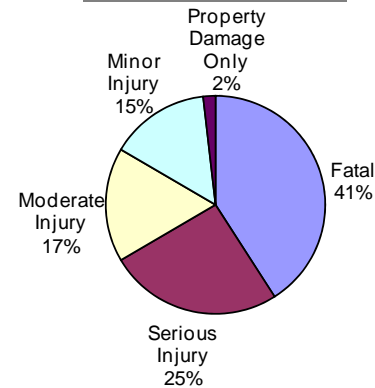
Muskegon County Alcohol-Involved Crashes

Traffic Crash Casualty Severity	Traffic Crash Casualties	Traffic Crash Costs
Fatal	3	\$10,835,874
Serious Injury	20	\$6,816,020
Moderate Injury	40	\$4,456,640
Minor Injury	61	\$3,912,540
Property Damage Only	137	\$484,432
Total	261	\$26,505,506
Average cost of traffic crash casualty	\$101,554	

Traffic Crash Casualties



Traffic Crash Costs

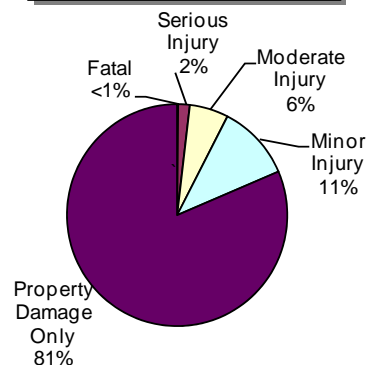


Costs of Alcohol-Involved Traffic Crashes in Muskegon County (2010 Dollars)						
	Fatal	Serious Injury	Moderate Injury	Minor Injury	Property Damage Only	Total
Medical Care	\$120,153	\$1,374,880	\$1,025,320	\$571,326	\$42,059	\$3,133,738
Future Earnings (Lost Wages)	\$3,659,472	\$2,008,400	\$1,177,720	\$992,287	\$133,575	\$7,971,454
Public Services	\$2,577	\$7,620	\$7,120	\$6,466	\$3,699	\$27,482
Property Damage and Loss	\$43,365	\$138,680	\$222,320	\$257,786	\$210,843	\$872,994
Subtotal (Monetary Costs)	\$3,825,567	\$3,529,580	\$2,432,480	\$1,827,865	\$390,176	\$12,005,668
Quality of Life	\$7,010,307	\$3,286,440	\$2,024,160	\$2,084,675	\$94,256	\$14,499,838
Total (Comprehensive Costs)	\$10,835,874	\$6,816,020	\$4,456,640	\$3,912,540	\$484,432	\$26,505,506

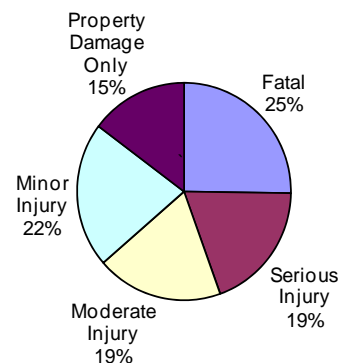
Muskegon County Teen-Involved Crashes

Traffic Crash Casualty Severity	Traffic Crash Casualties	Traffic Crash Costs
Fatal	2	\$7,223,916
Serious Injury	24	\$5,511,504
Moderate Injury	80	\$5,474,480
Minor Injury	155	\$6,186,050
Property Damage Only	1144	\$4,221,360
Total	1405	\$28,617,310
Average cost of traffic crash casualty	\$20,368	

Traffic Crash Casualties



Traffic Crash Costs

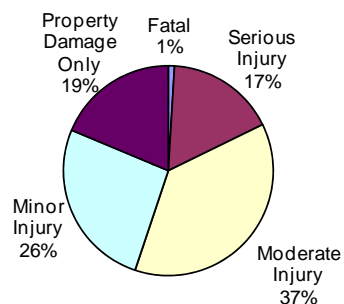


Costs of Teen Driver Traffic Crashes in Muskegon County (2010 Dollars)						
	Fatal	Serious Injury	Moderate Injury	Minor Injury	Property Damage Only	Total
Medical Care	\$80,102	\$1,072,152	\$1,047,360	\$1,061,440	\$402,688	\$3,663,742
Future Earnings (Lost Wages)	\$2,439,648	\$1,666,536	\$1,526,960	\$1,791,645	\$1,182,896	\$8,607,685
Public Services	\$1,718	\$7,008	\$10,960	\$15,190	\$30,888	\$65,764
Property Damage and Loss	\$28,910	\$152,208	\$403,520	\$699,980	\$1,897,896	\$3,182,514
Subtotal (Monetary Costs)	\$2,550,378	\$2,897,904	\$2,988,800	\$3,568,255	\$3,514,368	\$15,519,705
Quality of Life	\$4,673,538	\$2,613,600	\$2,485,680	\$2,617,795	\$706,992	\$13,097,605
Total (Comprehensive Costs)	\$7,223,916	\$5,511,504	\$5,474,480	\$6,186,050	\$4,221,360	\$28,617,310

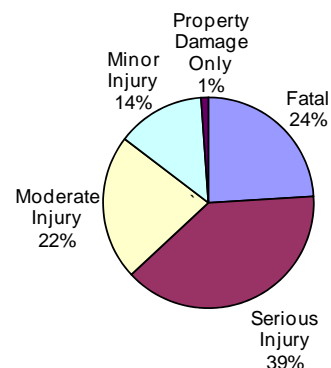
Muskegon County Motorcycle-Involved Crashes

Motorcyclist Casualty Severity	Crash Casualties	Crash Costs
Fatal	1	\$3,613,578
Serious Injury	18	\$5,871,186
Moderate Injury	40	\$3,351,800
Minor Injury	28	\$2,030,756
Property Damage Only	20	\$169,640
Total	107	\$15,036,960
Average cost motorcyclist casualty	\$140,532	

Crash Casualties



Crash Costs



Costs of Motorcycle Traffic Crashes in Muskegon County (2010 Dollars)						
	Fatal	Serious Injury	Moderate Injury	Minor Injury	Property Damage Only	Total
Medical Care	\$40,110	\$1,124,622	\$615,480	\$287,084	\$21,400	\$2,088,696
Future Earnings (Lost Wages)	\$1,220,446	\$1,837,998	\$1,008,880	\$702,660	\$47,320	\$4,817,304
Public Services	\$859	\$7,236	\$7,280	\$4,872	\$960	\$21,207
Property Damage and Loss	\$15,394	\$124,038	\$224,400	\$153,384	\$54,100	\$571,316
Subtotal (Monetary Costs)	\$1,276,809	\$3,093,894	\$1,856,040	\$1,148,000	\$123,780	\$7,498,523
Quality of Life	\$2,336,769	\$2,777,292	\$1,495,760	\$882,756	\$45,860	\$7,538,437
Total (Comprehensive Costs)	\$3,613,578	\$5,871,186	\$3,351,800	\$2,030,756	\$169,640	\$15,036,960

Newaygo County

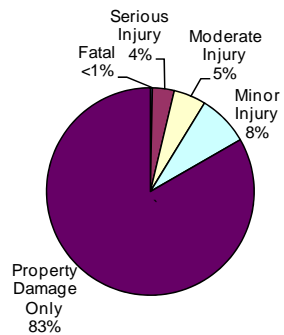
Traffic Crash Casualty Severity	Traffic Crash Casualties	Traffic Crash Costs
Fatal	6	\$21,671,748
Serious Injury	67	\$15,386,282
Moderate Injury	99	\$6,774,669
Minor Injury	156	\$6,225,960
Property Damage Only	1638	\$6,044,220
Total	1966	\$56,102,879
Average cost of traffic crash casualty		\$28,537

Index Crime Category	Number of Index Crimes	Index Crime Costs
Murder	1	\$4,287,156
Rape	42	\$7,993,230
Aggravated Assault	52	\$717,652
Robbery	2	\$38,782
Larceny	721	\$1,124,039
Burglary	372	\$1,383,096
Motor Vehicle Theft	48	\$378,432
Total	1238	\$15,922,387
Average cost of index crime		\$12,861

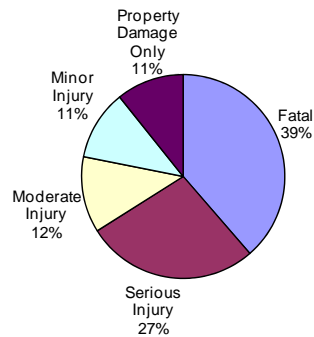
	Fatal	Serious Injury	Moderate Injury	Minor Injury	Property Damage Only	Total
Medical Care	\$240,306	\$2,993,091	\$1,296,108	\$1,068,288	\$576,576	\$6,174,369
Future Earnings (Lost Wages)	\$7,318,944	\$4,652,413	\$1,889,613	\$1,803,204	\$1,693,692	\$17,357,866
Public Services	\$5,154	\$19,564	\$13,563	\$15,288	\$44,226	\$97,795
Property Damage and Loss	\$86,730	\$424,914	\$499,356	\$704,496	\$2,717,442	\$4,432,938
Subtotal (Monetary Costs)	\$7,651,134	\$8,089,982	\$3,698,640	\$3,591,276	\$5,031,936	\$28,062,968
Quality of Life	\$14,020,614	\$7,296,300	\$3,076,029	\$2,634,684	\$1,012,284	\$28,039,911
Total (Comprehensive Costs)	\$21,671,748	\$15,386,282	\$6,774,669	\$6,225,960	\$6,044,220	\$56,102,879

	Murder	Rape	Aggravated Assault	Robbery	Larceny	Burglary	Motor Vehicle Theft	Total
Medical Care	\$44,833	\$225,624	\$45,032	\$5,284	\$0	\$0	\$0	\$320,773
Future Earnings (Lost Wages)	\$1,528,515	\$385,476	\$89,596	\$4,982	\$18,025	\$11,904	\$4,464	\$2,042,962
Public Services	\$2,826	\$31,206	\$16,380	\$864	\$360,500	\$162,936	\$14,928	\$589,640
Property Damage and Loss	\$1,733	\$6,300	\$3,952	\$2,526	\$745,514	\$1,053,876	\$340,944	\$2,154,845
Subtotal (Monetary Costs)	\$1,577,907	\$648,606	\$154,960	\$13,656	\$1,124,039	\$1,228,716	\$360,336	\$5,108,220
Quality of Life	\$2,709,249	\$7,344,624	\$562,692	\$25,126	\$0	\$154,380	\$18,096	\$10,814,167
Total (Comprehensive Costs)	\$4,287,156	\$7,993,230	\$717,652	\$38,782	\$1,124,039	\$1,383,096	\$378,432	\$15,922,387

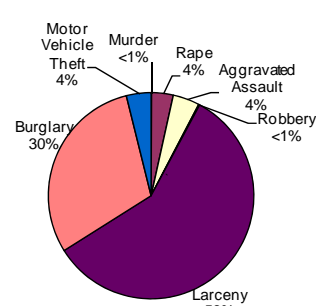
Traffic Crash Casualties



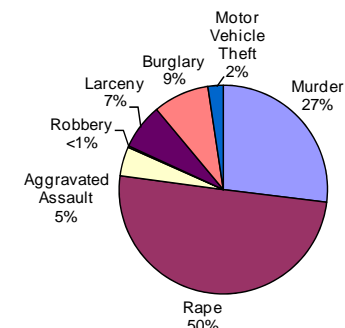
Traffic Crash Costs



Index Crimes



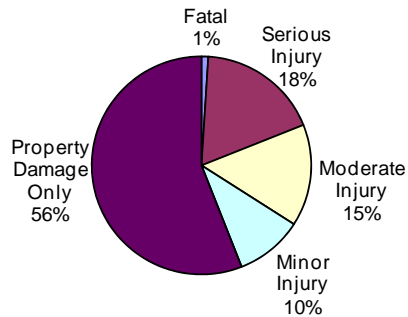
Index Crime Costs



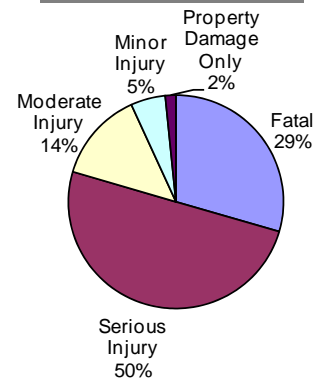
Newaygo County Alcohol-Involved Crashes

Traffic Crash Casualty Severity	Traffic Crash Casualties	Traffic Crash Costs
Fatal	1	\$3,611,958
Serious Injury	18	\$6,134,418
Moderate Injury	15	\$1,671,240
Minor Injury	10	\$641,400
Property Damage Only	56	\$198,016
Total	100	\$12,257,032
Average cost of traffic crash casualty	\$122,570	

Traffic Crash Casualties



Traffic Crash Costs



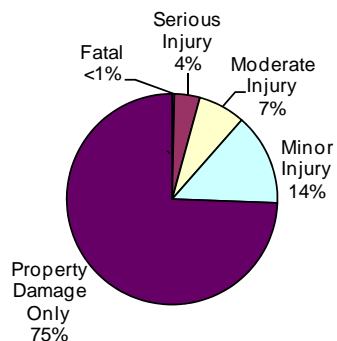
Costs of Alcohol-Involved Traffic Crashes in Newaygo County (2010 Dollars)

	Fatal	Serious Injury	Moderate Injury	Minor Injury	Property Damage Only	Total
Medical Care	\$40,051	\$1,237,392	\$384,495	\$93,660	\$17,192	\$1,772,790
Future Earnings (Lost Wages)	\$1,219,824	\$1,807,560	\$441,645	\$162,670	\$54,600	\$3,686,299
Public Services	\$859	\$6,858	\$2,670	\$1,060	\$1,512	\$12,959
Property Damage and Loss	\$14,455	\$124,812	\$83,370	\$42,260	\$86,184	\$351,081
Subtotal (Monetary Costs)	\$1,275,189	\$3,176,622	\$912,180	\$299,650	\$159,488	\$5,823,129
Quality of Life	\$2,336,769	\$2,957,796	\$759,060	\$341,750	\$38,528	\$6,433,903
Total (Comprehensive Costs)	\$3,611,958	\$6,134,418	\$1,671,240	\$641,400	\$198,016	\$12,257,032

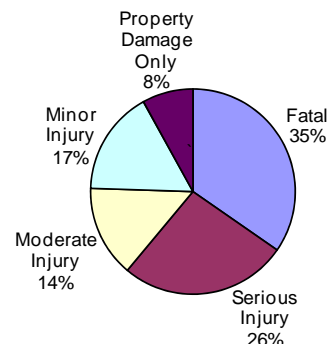
Newaygo County Teen-Involved Crashes

Traffic Crash Casualty Severity	Traffic Crash Casualties	Traffic Crash Costs
Fatal	1	\$3,611,958
Serious Injury	12	\$2,755,752
Moderate Injury	22	\$1,505,482
Minor Injury	43	\$1,716,130
Property Damage Only	227	\$837,630
Total	305	\$10,426,952
Average cost of traffic crash casualty	\$34,187	

Traffic Crash Casualties



Traffic Crash Costs



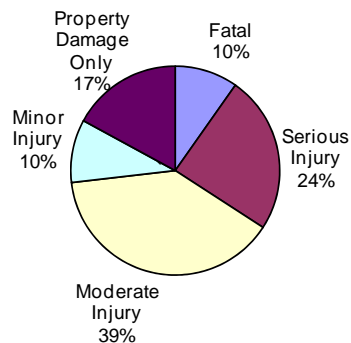
Costs of Teen Driver Traffic Crashes in Newaygo County (2010 Dollars)

	Fatal	Serious Injury	Moderate Injury	Minor Injury	Property Damage Only	Total
Medical Care	\$40,051	\$536,076	\$288,024	\$294,464	\$79,904	\$1,238,519
Future Earnings (Lost Wages)	\$1,219,824	\$833,268	\$419,914	\$497,037	\$234,718	\$3,204,761
Public Services	\$859	\$3,504	\$3,014	\$4,214	\$6,129	\$17,720
Property Damage and Loss	\$14,455	\$76,104	\$110,968	\$194,188	\$376,593	\$772,308
Subtotal (Monetary Costs)	\$1,275,189	\$1,448,952	\$821,920	\$989,903	\$697,344	\$5,233,308
Quality of Life	\$2,336,769	\$1,306,800	\$683,562	\$726,227	\$140,286	\$5,193,644
Total (Comprehensive Costs)	\$3,611,958	\$2,755,752	\$1,505,482	\$1,716,130	\$837,630	\$10,426,952

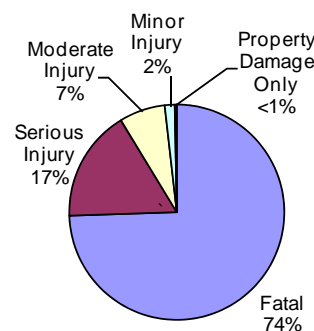
Newaygo County Motorcycle-Involved Crashes

Motorcyclist Casualty Severity	Crash Casualties	Crash Costs
Fatal	4	\$14,454,312
Serious Injury	10	\$3,261,770
Moderate Injury	16	\$1,340,720
Minor Injury	4	\$290,108
Property Damage Only	7	\$59,374
Total	41	\$19,406,284
Average cost motorcyclist casualty	\$473,324	

Crash Casualties



Crash Costs



Costs of Motorcycle Traffic Crashes in Newaygo County (2010 Dollars)						
	Fatal	Serious Injury	Moderate Injury	Minor Injury	Property Damage Only	Total
Medical Care	\$160,440	\$624,790	\$246,192	\$41,012	\$7,490	\$1,079,924
Future Earnings (Lost Wages)	\$4,881,784	\$1,021,110	\$403,552	\$100,380	\$16,562	\$6,423,388
Public Services	\$3,436	\$4,020	\$2,912	\$696	\$336	\$11,400
Property Damage and Loss	\$61,576	\$68,910	\$89,760	\$21,912	\$18,935	\$261,093
Subtotal (Monetary Costs)	\$5,107,236	\$1,718,830	\$742,416	\$164,000	\$43,323	\$7,775,805
Quality of Life	\$9,347,076	\$1,542,940	\$598,304	\$126,108	\$16,051	\$11,630,479
Total (Comprehensive Costs)	\$14,454,312	\$3,261,770	\$1,340,720	\$290,108	\$59,374	\$19,406,284

Oakland County

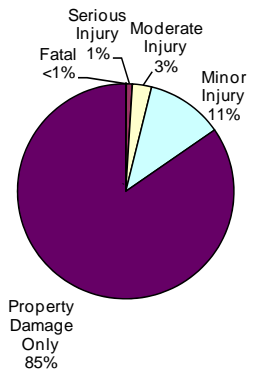
Traffic Crash Casualty Severity	Traffic Crash Casualties	Traffic Crash Costs
Fatal	53	\$191,433,774
Serious Injury	523	\$120,104,858
Moderate Injury	1691	\$115,716,821
Minor Injury	6715	\$267,995,650
Property Damage Only	49372	\$182,182,680
Total	58354	\$877,433,783
Average cost of traffic crash casualty	\$15,036	

Index Crime Category	Number of Index Crimes	Index Crime Costs
Murder	22	\$94,317,432
Rape	299	\$56,904,185
Aggravated Assault	1843	\$25,435,243
Robbery	876	\$16,986,516
Larceny	17741	\$27,658,219
Burglary	5514	\$20,501,052
Motor Vehicle Theft	2312	\$18,227,808
Total	28607	\$260,030,455
Average cost of index crime	\$9,090	

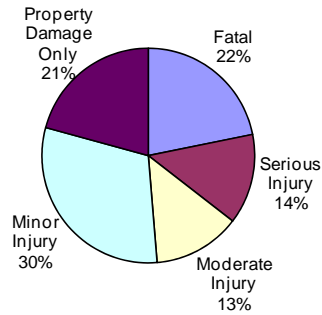
	Fatal	Serious Injury	Moderate Injury	Minor Injury	Property Damage Only	Total
Medical Care	\$2,122,703	\$23,363,979	\$22,138,572	\$45,984,320	\$17,378,944	\$110,988,518
Future Earnings (Lost Wages)	\$64,650,672	\$36,316,597	\$32,276,117	\$77,618,685	\$51,050,648	\$261,912,719
Public Services	\$45,527	\$152,716	\$231,667	\$658,070	\$1,333,044	\$2,421,024
Property Damage and Loss	\$766,115	\$3,316,866	\$8,529,404	\$30,324,940	\$81,908,148	\$124,845,473
Subtotal (Monetary Costs)	\$67,585,017	\$63,150,158	\$63,175,760	\$154,586,015	\$151,670,784	\$500,167,734
Quality of Life	\$123,848,757	\$56,954,700	\$52,541,061	\$113,409,635	\$30,511,896	\$377,266,049
Total (Comprehensive Costs)	\$191,433,774	\$120,104,858	\$115,716,821	\$267,995,650	\$182,182,680	\$877,433,783

	Murder	Rape	Aggravated Assault	Robbery	Larceny	Burglary	Motor Vehicle Theft	Total
Medical Care	\$986,326	\$1,606,228	\$1,596,038	\$2,314,392	\$0	\$0	\$0	\$6,502,984
Future Earnings (Lost Wages)	\$33,627,330	\$2,744,222	\$3,175,489	\$2,182,116	\$443,525	\$176,448	\$215,016	\$42,564,146
Public Services	\$62,172	\$222,157	\$580,545	\$378,432	\$8,870,500	\$2,415,132	\$719,032	\$13,247,970
Property Damage and Loss	\$38,126	\$44,850	\$140,068	\$1,106,388	\$18,344,194	\$15,621,162	\$16,422,136	\$51,716,924
Subtotal (Monetary Costs)	\$34,713,954	\$4,617,457	\$5,492,140	\$5,981,328	\$27,658,219	\$18,212,742	\$17,356,184	\$114,032,024
Quality of Life	\$59,603,478	\$52,286,728	\$19,943,103	\$11,005,188	\$0	\$2,288,310	\$871,624	\$145,998,431
Total (Comprehensive Costs)	\$94,317,432	\$56,904,185	\$25,435,243	\$16,986,516	\$27,658,219	\$20,501,052	\$18,227,808	\$260,030,455

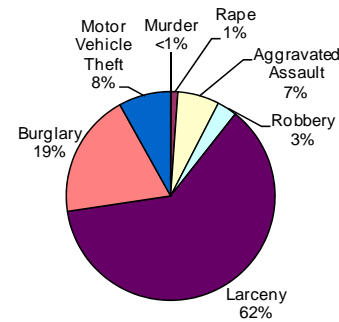
Traffic Crash Casualties



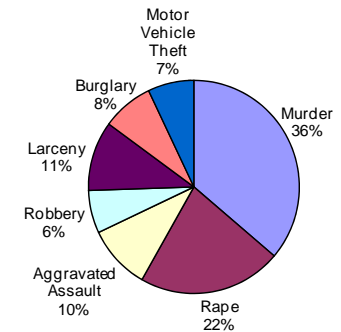
Traffic Crash Costs



Index Crimes



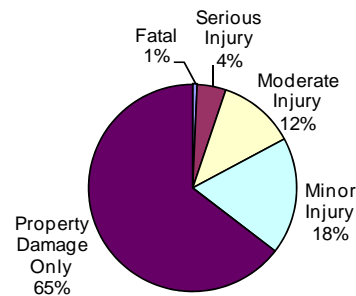
Index Crime Costs



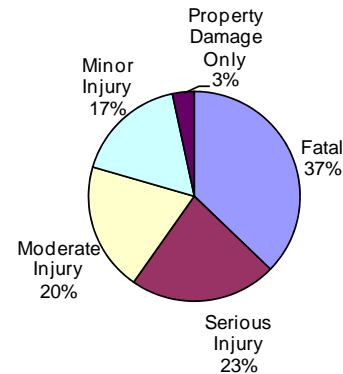
Oakland County Alcohol-Involved Crashes

Traffic Crash Casualty Severity	Traffic Crash Casualties	Traffic Crash Costs
Fatal	11	\$39,731,538
Serious Injury	71	\$24,196,871
Moderate Injury	189	\$21,057,624
Minor Injury	286	\$18,344,040
Property Damage Only	1018	\$3,599,648
Total	1575	\$106,929,721
Average cost of traffic crash casualty		\$67,892

Traffic Crash Casualties



Traffic Crash Costs



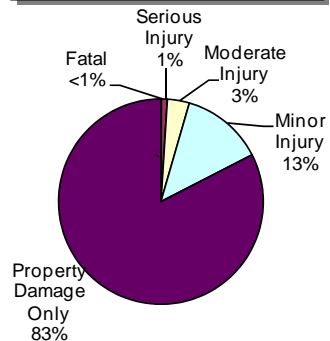
Costs of Alcohol-Involved Traffic Crashes in Oakland County (2010 Dollars)

	Fatal	Serious Injury	Moderate Injury	Minor Injury	Property Damage Only	Total
Medical Care	\$440,561	\$4,880,824	\$4,844,637	\$2,678,676	\$312,526	\$13,157,224
Future Earnings (Lost Wages)	\$13,418,064	\$7,129,820	\$5,564,727	\$4,652,362	\$992,550	\$31,757,523
Public Services	\$9,449	\$27,051	\$33,642	\$30,316	\$27,486	\$127,944
Property Damage and Loss	\$159,005	\$492,314	\$1,050,462	\$1,208,636	\$1,566,702	\$4,477,119
Subtotal (Monetary Costs)	\$14,027,079	\$12,530,009	\$11,493,468	\$8,569,990	\$2,899,264	\$49,519,810
Quality of Life	\$25,704,459	\$11,666,862	\$9,564,156	\$9,774,050	\$700,384	\$57,409,911
Total (Comprehensive Costs)	\$39,731,538	\$24,196,871	\$21,057,624	\$18,344,040	\$3,599,648	\$106,929,721

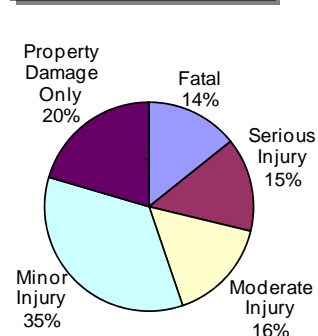
Oakland County Teen-Involved Crashes

Traffic Crash Casualty Severity	Traffic Crash Casualties	Traffic Crash Costs
Fatal	7	\$25,283,706
Serious Injury	112	\$25,720,352
Moderate Injury	415	\$28,398,865
Minor Injury	1545	\$61,660,950
Property Damage Only	9828	\$36,265,320
Total	11907	\$177,329,193
Average cost of traffic crash casualty		\$14,893

Traffic Crash Casualties



Traffic Crash Costs

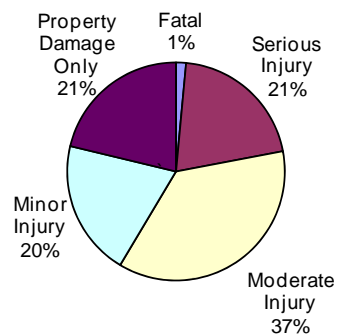


Costs of Teen Driver Traffic Crashes in Oakland County (2010 Dollars)						
	Fatal	Serious Injury	Moderate Injury	Minor Injury	Property Damage Only	Total
Medical Care	\$280,357	\$5,003,376	\$5,433,180	\$10,580,160	\$3,459,456	\$24,756,529
Future Earnings (Lost Wages)	\$8,538,768	\$7,777,168	\$7,921,105	\$17,858,655	\$10,162,152	\$52,257,848
Public Services	\$6,013	\$32,704	\$56,855	\$151,410	\$265,356	\$512,338
Property Damage and Loss	\$101,185	\$710,304	\$2,093,260	\$6,977,220	\$16,304,652	\$26,186,621
Subtotal (Monetary Costs)	\$8,926,323	\$13,523,552	\$15,504,400	\$35,567,445	\$30,191,616	\$103,713,336
Quality of Life	\$16,357,383	\$12,196,800	\$12,894,465	\$26,093,505	\$6,073,704	\$73,615,857
Total (Comprehensive Costs)	\$25,283,706	\$25,720,352	\$28,398,865	\$61,660,950	\$36,265,320	\$177,329,193

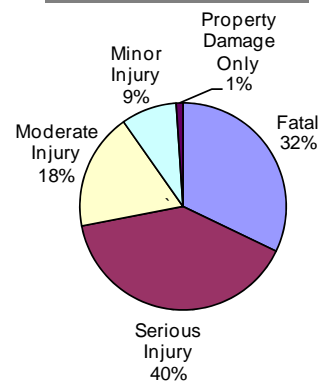
Oakland County Motorcycle-Involved Crashes

Motorcyclist Casualty Severity	Crash Casualties	Crash Costs
Fatal	4	\$14,454,312
Serious Injury	55	\$17,939,735
Moderate Injury	98	\$8,211,910
Minor Injury	54	\$3,916,458
Property Damage Only	57	\$483,474
Total	268	\$45,005,889
Average cost motorcyclist casualty	\$167,932	

Crash Casualties



Crash Costs



Costs of Motorcycle Traffic Crashes in Oakland County (2010 Dollars)						
	Fatal	Serious Injury	Moderate Injury	Minor Injury	Property Damage Only	Total
Medical Care	\$160,440	\$3,436,345	\$1,507,926	\$553,662	\$60,990	\$5,719,363
Future Earnings (Lost Wages)	\$4,881,784	\$5,616,105	\$2,471,756	\$1,355,130	\$134,862	\$14,459,637
Public Services	\$3,436	\$22,110	\$17,836	\$9,396	\$2,736	\$55,514
Property Damage and Loss	\$61,576	\$379,005	\$549,780	\$295,812	\$154,185	\$1,440,358
Subtotal (Monetary Costs)	\$5,107,236	\$9,453,565	\$4,547,298	\$2,214,000	\$352,773	\$21,674,872
Quality of Life	\$9,347,076	\$8,486,170	\$3,664,612	\$1,702,458	\$130,701	\$23,331,017
Total (Comprehensive Costs)	\$14,454,312	\$17,939,735	\$8,211,910	\$3,916,458	\$483,474	\$45,005,889

Oceana County

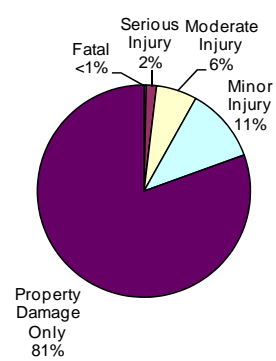
Traffic Crash Casualty Severity	Traffic Crash Casualties	Traffic Crash Costs
Fatal	4	\$14,447,832
Serious Injury	18	\$4,133,628
Moderate Injury	71	\$4,858,601
Minor Injury	131	\$5,228,210
Property Damage Only	926	\$3,416,940
Total	1150	\$32,085,211
Average cost of traffic crash casualty	\$27,900	

Index Crime Category	Number of Index Crimes	Index Crime Costs
Murder	0	\$0
Rape	14	\$2,664,410
Aggravated Assault	26	\$358,826
Robbery	2	\$38,782
Larceny	415	\$646,985
Burglary	111	\$412,698
Motor Vehicle Theft	19	\$149,796
Total	587	\$4,271,497
Average cost of index crime	\$7,277	

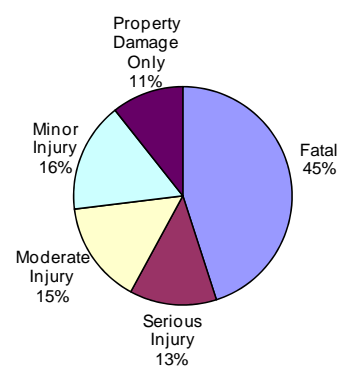
	Fatal	Serious Injury	Moderate Injury	Minor Injury	Property Damage Only	Total
Medical Care	\$160,204	\$804,114	\$929,532	\$897,088	\$325,952	\$3,116,890
Future Earnings (Lost Wages)	\$4,879,296	\$1,249,902	\$1,355,177	\$1,514,229	\$957,484	\$9,956,088
Public Services	\$3,436	\$5,256	\$9,727	\$12,838	\$25,002	\$56,259
Property Damage and Loss	\$57,820	\$114,156	\$358,124	\$591,596	\$1,536,234	\$2,657,930
Subtotal (Monetary Costs)	\$5,100,756	\$2,173,428	\$2,652,560	\$3,015,751	\$2,844,672	\$15,787,167
Quality of Life	\$9,347,076	\$1,960,200	\$2,206,041	\$2,212,459	\$572,268	\$16,298,044
Total (Comprehensive Costs)	\$14,447,832	\$4,133,628	\$4,858,601	\$5,228,210	\$3,416,940	\$32,085,211

	Murder	Rape	Aggravated Assault	Robbery	Larceny	Burglary	Motor Vehicle Theft	Total
Medical Care	\$0	\$75,208	\$22,516	\$5,284	\$0	\$0	\$0	\$103,008
Future Earnings (Lost Wages)	\$0	\$128,492	\$44,798	\$4,982	\$10,375	\$3,552	\$1,767	\$193,966
Public Services	\$0	\$10,402	\$8,190	\$864	\$207,500	\$48,618	\$5,909	\$281,483
Property Damage and Loss	\$0	\$2,100	\$1,976	\$2,526	\$429,110	\$314,463	\$134,957	\$885,132
Subtotal (Monetary Costs)	\$0	\$216,202	\$77,480	\$13,656	\$646,985	\$366,633	\$142,633	\$1,463,589
Quality of Life	\$0	\$2,448,208	\$281,346	\$25,126	\$0	\$46,065	\$7,163	\$2,807,908
Total (Comprehensive Costs)	\$0	\$2,664,410	\$358,826	\$38,782	\$646,985	\$412,698	\$149,796	\$4,271,497

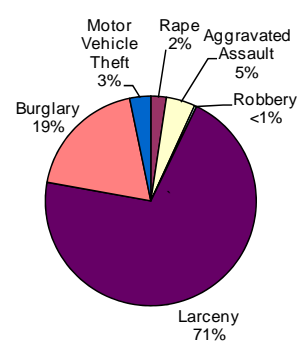
Traffic Crash Casualties



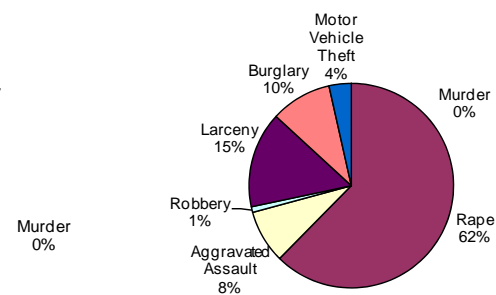
Traffic Crash Costs



Index Crimes



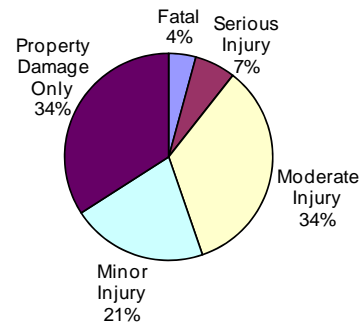
Index Crime Costs



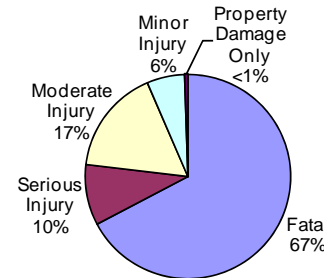
Oceana County Alcohol-Involved Crashes

Traffic Crash Casualty Severity	Traffic Crash Casualties	Traffic Crash Costs
Fatal	2	\$7,223,916
Serious Injury	3	\$1,022,403
Moderate Injury	16	\$1,782,656
Minor Injury	10	\$641,400
Property Damage Only	16	\$56,576
Total	47	\$10,726,951
Average cost of traffic crash casualty	\$228,233	

Traffic Crash Casualties



Traffic Crash Costs

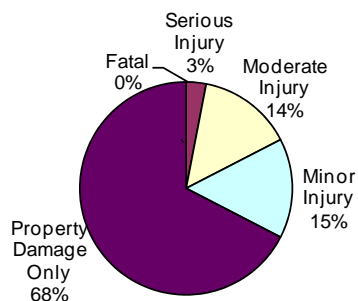


Costs of Alcohol-Involved Traffic Crashes in Oceana County (2010 Dollars)						
	Fatal	Serious Injury	Moderate Injury	Minor Injury	Property Damage Only	Total
Medical Care	\$80,102	\$206,232	\$410,128	\$93,660	\$4,912	\$795,034
Future Earnings (Lost Wages)	\$2,439,648	\$301,260	\$471,088	\$162,670	\$15,600	\$3,390,266
Public Services	\$1,718	\$1,143	\$2,848	\$1,060	\$432	\$7,201
Property Damage and Loss	\$28,910	\$20,802	\$88,928	\$42,260	\$24,624	\$205,524
Subtotal (Monetary Costs)	\$2,550,378	\$529,437	\$972,992	\$299,650	\$45,568	\$4,398,025
Quality of Life	\$4,673,538	\$492,966	\$809,664	\$341,750	\$11,008	\$6,328,926
Total (Comprehensive Costs)	\$7,223,916	\$1,022,403	\$1,782,656	\$641,400	\$56,576	\$10,726,951

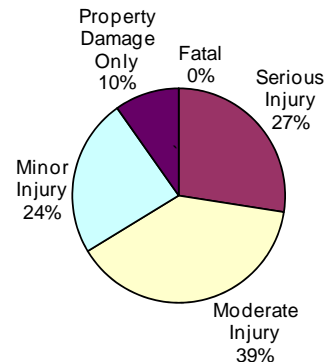
Oceana County Teen-Involved Crashes

Traffic Crash Casualty Severity	Traffic Crash Casualties	Traffic Crash Costs
Fatal	0	\$0
Serious Injury	4	\$918,584
Moderate Injury	19	\$1,300,189
Minor Injury	20	\$798,200
Property Damage Only	89	\$328,410
Total	132	\$3,345,383
Average cost of traffic crash casualty	\$25,344	

Traffic Crash Casualties



Traffic Crash Costs



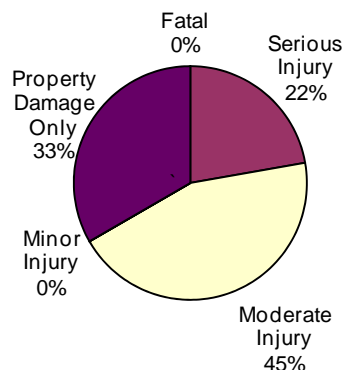
Costs of Teen Driver Traffic Crashes in Oceana County (2010 Dollars)

	Fatal	Serious Injury	Moderate Injury	Minor Injury	Property Damage Only	Total
Medical Care	\$0	\$178,692	\$248,748	\$136,960	\$31,328	\$595,728
Future Earnings (Lost Wages)	\$0	\$277,756	\$362,653	\$231,180	\$92,026	\$963,615
Public Services	\$0	\$1,168	\$2,603	\$1,960	\$2,403	\$8,134
Property Damage and Loss	\$0	\$25,368	\$95,836	\$90,320	\$147,651	\$359,175
Subtotal (Monetary Costs)	\$0	\$482,984	\$709,840	\$460,420	\$273,408	\$1,926,652
Quality of Life	\$0	\$435,600	\$590,349	\$337,780	\$55,002	\$1,418,731
Total (Comprehensive Costs)	\$0	\$918,584	\$1,300,189	\$798,200	\$328,410	\$3,345,383

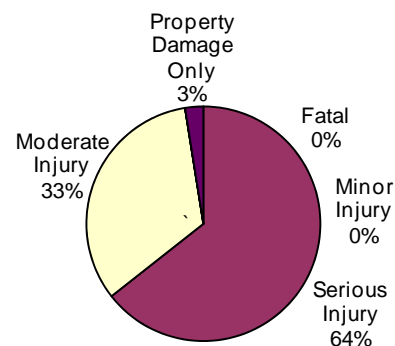
Oceana County Motorcycle-Involved Crashes

Motorcyclist Casualty Severity	Crash Casualties	Crash Costs
Fatal	0	\$0
Serious Injury	2	\$652,354
Moderate Injury	4	\$335,180
Minor Injury	0	\$0
Property Damage Only	3	\$25,446
Total	9	\$1,012,980
Average cost motorcyclist casualty	\$112,553	

Crash Casualties



Crash Costs



Costs of Motorcycle Traffic Crashes in Oceana County (2010 Dollars)						
	Fatal	Serious Injury	Moderate Injury	Minor Injury	Property Damage Only	Total
Medical Care	\$0	\$124,958	\$61,548	\$0	\$3,210	\$189,716
Future Earnings (Lost Wages)	\$0	\$204,222	\$100,888	\$0	\$7,098	\$312,208
Public Services	\$0	\$804	\$728	\$0	\$144	\$1,676
Property Damage and Loss	\$0	\$13,782	\$22,440	\$0	\$8,115	\$44,337
Subtotal (Monetary Costs)	\$0	\$343,766	\$185,604	\$0	\$18,567	\$547,937
Quality of Life	\$0	\$308,588	\$149,576	\$0	\$6,879	\$465,043
Total (Comprehensive Costs)	\$0	\$652,354	\$335,180	\$0	\$25,446	\$1,012,980

Ogemaw County

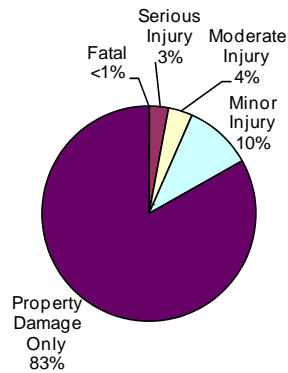
Traffic Crash Casualty Severity	Traffic Crash Casualties	Traffic Crash Costs
Fatal	1	\$3,611,958
Serious Injury	34	\$7,807,964
Moderate Injury	43	\$2,942,533
Minor Injury	121	\$4,829,110
Property Damage Only	983	\$3,627,270
Total	1182	\$22,818,835
Average cost of traffic crash casualty	\$19,305	

Index Crime Category	Number of Index Crimes	Index Crime Costs
Murder	0	\$0
Rape	16	\$3,045,040
Aggravated Assault	30	\$414,030
Robbery	0	\$0
Larceny	252	\$392,868
Burglary	157	\$583,726
Motor Vehicle Theft	17	\$134,028
Total	472	\$4,569,692
Average cost of index crime	\$9,682	

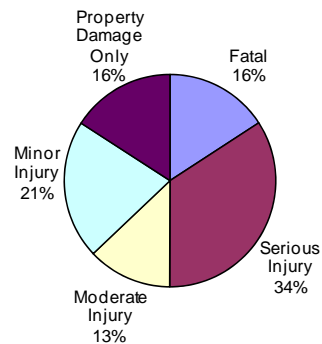
	Fatal	Serious Injury	Moderate Injury	Minor Injury	Property Damage Only	Total
Medical Care	\$40,051	\$1,518,882	\$562,956	\$828,608	\$346,016	\$3,296,513
Future Earnings (Lost Wages)	\$1,219,824	\$2,360,926	\$820,741	\$1,398,639	\$1,016,422	\$6,816,552
Public Services	\$859	\$9,928	\$5,891	\$11,858	\$26,541	\$55,077
Property Damage and Loss	\$14,455	\$215,628	\$216,892	\$546,436	\$1,630,797	\$2,624,208
Subtotal (Monetary Costs)	\$1,275,189	\$4,105,364	\$1,606,480	\$2,785,541	\$3,019,776	\$12,792,350
Quality of Life	\$2,336,769	\$3,702,600	\$1,336,053	\$2,043,569	\$607,494	\$10,026,485
Total (Comprehensive Costs)	\$3,611,958	\$7,807,964	\$2,942,533	\$4,829,110	\$3,627,270	\$22,818,835

	Murder	Rape	Aggravated Assault	Robbery	Larceny	Burglary	Motor Vehicle Theft	Total
Medical Care	\$0	\$85,952	\$25,980	\$0	\$0	\$0	\$0	\$111,932
Future Earnings (Lost Wages)	\$0	\$146,848	\$51,690	\$0	\$6,300	\$5,024	\$1,581	\$211,443
Public Services	\$0	\$11,888	\$9,450	\$0	\$126,000	\$68,766	\$5,287	\$221,391
Property Damage and Loss	\$0	\$2,400	\$2,280	\$0	\$260,568	\$444,781	\$120,751	\$830,780
Subtotal (Monetary Costs)	\$0	\$247,088	\$89,400	\$0	\$392,868	\$518,571	\$127,619	\$1,375,546
Quality of Life	\$0	\$2,797,952	\$324,630	\$0	\$0	\$65,155	\$6,409	\$3,194,146
Total (Comprehensive Costs)	\$0	\$3,045,040	\$414,030	\$0	\$392,868	\$583,726	\$134,028	\$4,569,692

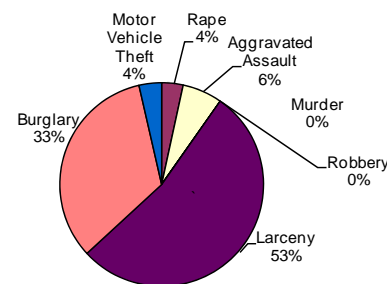
Traffic Crash Casualties



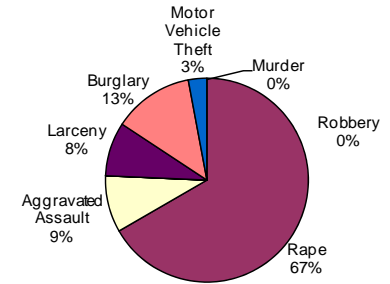
Traffic Crash Costs



Index Crimes



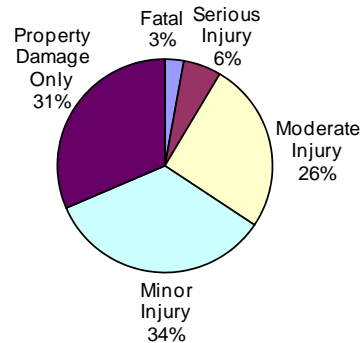
Index Crime Costs



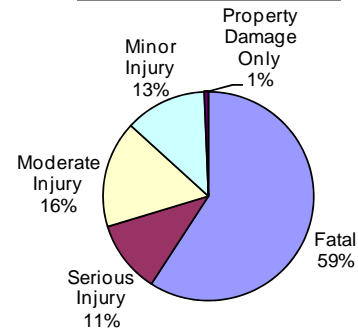
Ogemaw County Alcohol-Involved Crashes

Traffic Crash Casualty Severity	Traffic Crash Casualties	Traffic Crash Costs
Fatal	1	\$3,611,958
Serious Injury	2	\$681,602
Moderate Injury	9	\$1,002,744
Minor Injury	12	\$769,680
Property Damage Only	11	\$38,896
Total	35	\$6,104,880
Average cost of traffic crash casualty	\$174,425	

Traffic Crash Casualties



Traffic Crash Costs

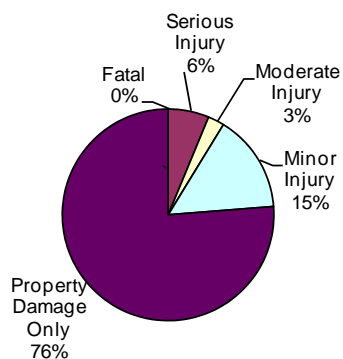


Costs of Alcohol-Involved Traffic Crashes in Ogemaw County (2010 Dollars)						
	Fatal	Serious Injury	Moderate Injury	Minor Injury	Property Damage Only	Total
Medical Care	\$40,051	\$137,488	\$230,697	\$112,392	\$3,377	\$524,005
Future Earnings (Lost Wages)	\$1,219,824	\$200,840	\$264,987	\$195,204	\$10,725	\$1,891,580
Public Services	\$859	\$762	\$1,602	\$1,272	\$297	\$4,792
Property Damage and Loss	\$14,455	\$13,868	\$50,022	\$50,712	\$16,929	\$145,986
Subtotal (Monetary Costs)	\$1,275,189	\$352,958	\$547,308	\$359,580	\$31,328	\$2,566,363
Quality of Life	\$2,336,769	\$328,644	\$455,436	\$410,100	\$7,568	\$3,538,517
Total (Comprehensive Costs)	\$3,611,958	\$681,602	\$1,002,744	\$769,680	\$38,896	\$6,104,880

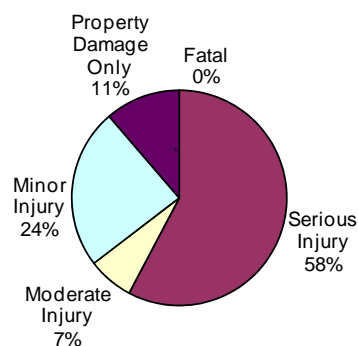
Ogemaw County Teen-Involved Crashes

Traffic Crash Casualty Severity	Traffic Crash Casualties	Traffic Crash Costs
Fatal	0	\$0
Serious Injury	10	\$2,296,460
Moderate Injury	4	\$273,724
Minor Injury	24	\$957,840
Property Damage Only	122	\$450,180
Total	160	\$3,978,204
Average cost of traffic crash casualty	\$24,864	

Traffic Crash Casualties



Traffic Crash Costs



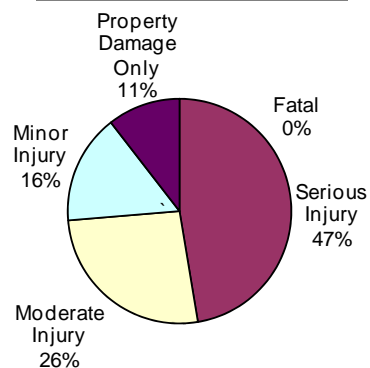
Costs of Teen Driver Traffic Crashes in Ogemaw County (2010 Dollars)

	Fatal	Serious Injury	Moderate Injury	Minor Injury	Property Damage Only	Total
Medical Care	\$0	\$446,730	\$52,368	\$164,352	\$42,944	\$706,394
Future Earnings (Lost Wages)	\$0	\$694,390	\$76,348	\$277,416	\$126,148	\$1,174,302
Public Services	\$0	\$2,920	\$548	\$2,352	\$3,294	\$9,114
Property Damage and Loss	\$0	\$63,420	\$20,176	\$108,384	\$202,398	\$394,378
Subtotal (Monetary Costs)	\$0	\$1,207,460	\$149,440	\$552,504	\$374,784	\$2,284,188
Quality of Life	\$0	\$1,089,000	\$124,284	\$405,336	\$75,396	\$1,694,016
Total (Comprehensive Costs)	\$0	\$2,296,460	\$273,724	\$957,840	\$450,180	\$3,978,204

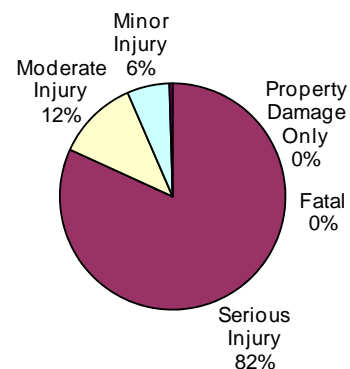
Ogemaw County Motorcycle-Involved Crashes

Motorcyclist Casualty Severity	Crash Casualties	Crash Costs
Fatal	0	\$0
Serious Injury	9	\$2,935,593
Moderate Injury	5	\$418,975
Minor Injury	3	\$217,581
Property Damage Only	2	\$16,964
Total	19	\$3,589,113
Average cost motorcyclist casualty	\$188,901	

Crash Casualties



Crash Costs



Costs of Motorcycle Traffic Crashes in Ogemaw County (2010 Dollars)						
	Fatal	Serious Injury	Moderate Injury	Minor Injury	Property Damage Only	Total
Medical Care	\$0	\$562,311	\$76,935	\$30,759	\$2,140	\$672,145
Future Earnings (Lost Wages)	\$0	\$918,999	\$126,110	\$75,285	\$4,732	\$1,125,126
Public Services	\$0	\$3,618	\$910	\$522	\$96	\$5,146
Property Damage and Loss	\$0	\$62,019	\$28,050	\$16,434	\$5,410	\$111,913
Subtotal (Monetary Costs)	\$0	\$1,546,947	\$232,005	\$123,000	\$12,378	\$1,914,330
Quality of Life	\$0	\$1,388,646	\$186,970	\$94,581	\$4,586	\$1,674,783
Total (Comprehensive Costs)	\$0	\$2,935,593	\$418,975	\$217,581	\$16,964	\$3,589,113

Ontonagon County

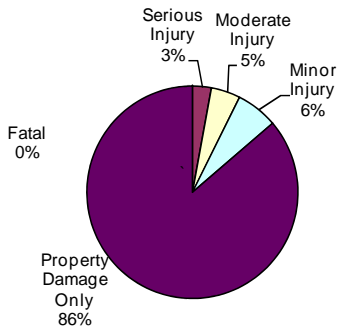
Traffic Crash Casualty Severity	Traffic Crash Casualties	Traffic Crash Costs
Fatal	0	\$0
Serious Injury	11	\$2,526,106
Moderate Injury	17	\$1,163,327
Minor Injury	24	\$957,840
Property Damage Only	325	\$1,199,250
Total	377	\$5,846,523
Average cost of traffic crash casualty	\$15,508	

Index Crime Category	Number of Index Crimes	Index Crime Costs
Murder	1	\$4,287,156
Rape	3	\$570,945
Aggravated Assault	0	\$0
Robbery	0	\$0
Larceny	29	\$45,211
Burglary	17	\$63,206
Motor Vehicle Theft	5	\$39,420
Total	55	\$5,005,938
Average cost of index crime	\$91,017	

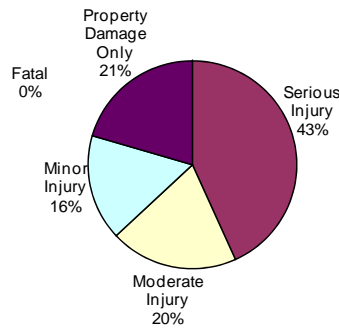
	Fatal	Serious Injury	Moderate Injury	Minor Injury	Property Damage Only	Total
Medical Care	\$0	\$491,403	\$222,564	\$164,352	\$114,400	\$992,719
Future Earnings (Lost Wages)	\$0	\$763,829	\$324,479	\$277,416	\$336,050	\$1,701,774
Public Services	\$0	\$3,212	\$2,329	\$2,352	\$8,775	\$16,668
Property Damage and Loss	\$0	\$69,762	\$85,748	\$108,384	\$539,175	\$803,069
Subtotal (Monetary Costs)	\$0	\$1,328,206	\$635,120	\$552,504	\$998,400	\$3,514,230
Quality of Life	\$0	\$1,197,900	\$528,207	\$405,336	\$200,850	\$2,332,293
Total (Comprehensive Costs)	\$0	\$2,526,106	\$1,163,327	\$957,840	\$1,199,250	\$5,846,523

	Murder	Rape	Aggravated Assault	Robbery	Larceny	Burglary	Motor Vehicle Theft	Total
Medical Care	\$44,833	\$16,116	\$0	\$0	\$0	\$0	\$0	\$60,949
Future Earnings (Lost Wages)	\$1,528,515	\$27,534	\$0	\$0	\$725	\$544	\$465	\$1,557,783
Public Services	\$2,826	\$2,229	\$0	\$0	\$14,500	\$7,446	\$1,555	\$28,556
Property Damage and Loss	\$1,733	\$450	\$0	\$0	\$29,986	\$48,161	\$35,515	\$115,845
Subtotal (Monetary Costs)	\$1,577,907	\$46,329	\$0	\$0	\$45,211	\$56,151	\$37,535	\$1,763,133
Quality of Life	\$2,709,249	\$524,616	\$0	\$0	\$0	\$7,055	\$1,885	\$3,242,805
Total (Comprehensive Costs)	\$4,287,156	\$570,945	\$0	\$0	\$45,211	\$63,206	\$39,420	\$5,005,938

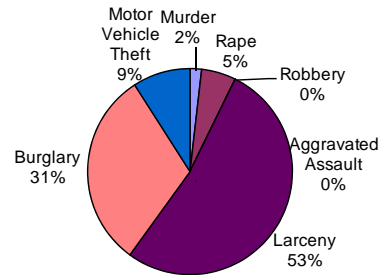
Traffic Crash Casualties



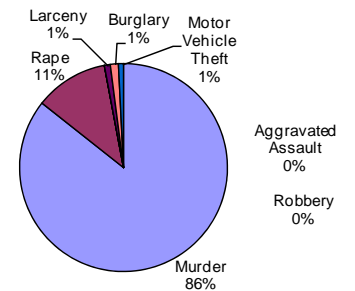
Traffic Crash Costs



Index Crimes



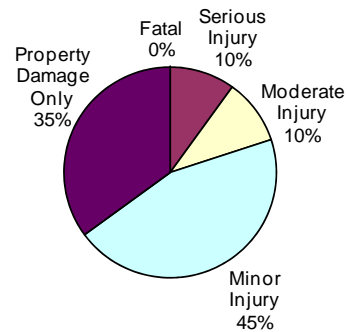
Index Crime Costs



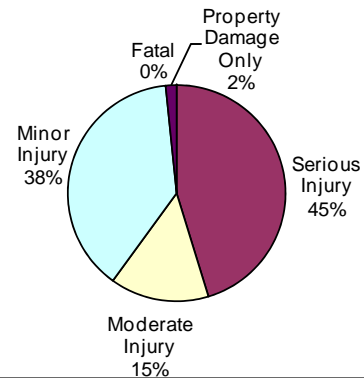
Ontonagon County Alcohol-Involved Crashes

Traffic Crash Casualty Severity	Traffic Crash Casualties	Traffic Crash Costs
Fatal	0	\$0
Serious Injury	2	\$681,602
Moderate Injury	2	\$222,832
Minor Injury	9	\$577,260
Property Damage Only	7	\$24,752
Total	20	\$1,506,446
Average cost of traffic crash casualty	\$75,322	

Traffic Crash Casualties



Traffic Crash Costs

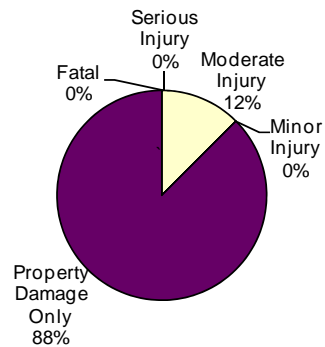


Costs of Alcohol-Involved Traffic Crashes in Ontonagon County (2010 Dollars)						
	Fatal	Serious Injury	Moderate Injury	Minor Injury	Property Damage Only	Total
Medical Care	\$0	\$137,488	\$51,266	\$84,294	\$2,149	\$275,197
Future Earnings (Lost Wages)	\$0	\$200,840	\$58,886	\$146,403	\$6,825	\$412,954
Public Services	\$0	\$762	\$356	\$954	\$189	\$2,261
Property Damage and Loss	\$0	\$13,868	\$11,116	\$38,034	\$10,773	\$73,791
Subtotal (Monetary Costs)	\$0	\$352,958	\$121,624	\$269,685	\$19,936	\$764,203
Quality of Life	\$0	\$328,644	\$101,208	\$307,575	\$4,816	\$742,243
Total (Comprehensive Costs)	\$0	\$681,602	\$222,832	\$577,260	\$24,752	\$1,506,446

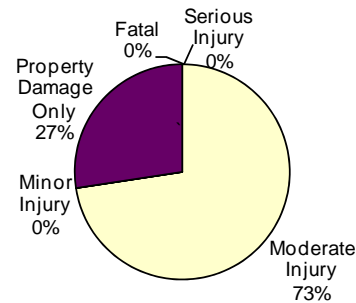
Ontonagon County Teen-Involved Crashes

Traffic Crash Casualty Severity	Traffic Crash Casualties	Traffic Crash Costs
Fatal	0	\$0
Serious Injury	0	\$0
Moderate Injury	3	\$205,293
Minor Injury	0	\$0
Property Damage Only	21	\$77,490
Total	24	\$282,783
Average cost of traffic crash casualty	\$11,783	

Traffic Crash Casualties



Traffic Crash Costs

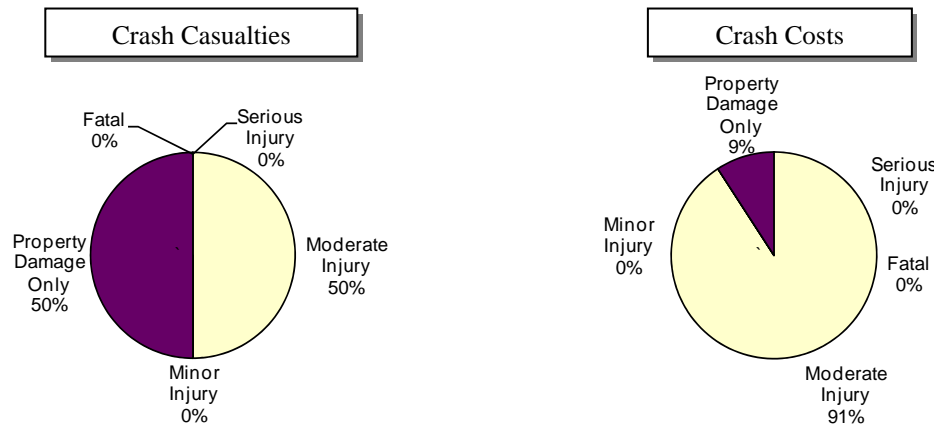


Costs of Teen Driver Traffic Crashes in Ontonagon County (2010 Dollars)

	Fatal	Serious Injury	Moderate Injury	Minor Injury	Property Damage Only	Total
Medical Care	\$0	\$0	\$39,276	\$0	\$7,392	\$46,668
Future Earnings (Lost Wages)	\$0	\$0	\$57,261	\$0	\$21,714	\$78,975
Public Services	\$0	\$0	\$411	\$0	\$567	\$978
Property Damage and Loss	\$0	\$0	\$15,132	\$0	\$34,839	\$49,971
Subtotal (Monetary Costs)	\$0	\$0	\$112,080	\$0	\$64,512	\$176,592
Quality of Life	\$0	\$0	\$93,213	\$0	\$12,978	\$106,191
Total (Comprehensive Costs)	\$0	\$0	\$205,293	\$0	\$77,490	\$282,783

Ontonagon County Motorcycle-Involved Crashes

Motorcyclist Casualty Severity	Crash Casualties	Crash Costs
Fatal	0	\$0
Serious Injury	0	\$0
Moderate Injury	1	\$83,795
Minor Injury	0	\$0
Property Damage Only	1	\$8,482
Total	2	\$92,277
Average cost motorcyclist casualty	\$46,139	



Costs of Motorcycle Traffic Crashes in Ontonagon County (2010 Dollars)						
	Fatal	Serious Injury	Moderate Injury	Minor Injury	Property Damage Only	Total
Medical Care	\$0	\$0	\$15,387	\$0	\$1,070	\$16,457
Future Earnings (Lost Wages)	\$0	\$0	\$25,222	\$0	\$2,366	\$27,588
Public Services	\$0	\$0	\$182	\$0	\$48	\$230
Property Damage and Loss	\$0	\$0	\$5,610	\$0	\$2,705	\$8,315
Subtotal (Monetary Costs)	\$0	\$0	\$46,401	\$0	\$6,189	\$52,590
Quality of Life	\$0	\$0	\$37,394	\$0	\$2,293	\$39,687
Total (Comprehensive Costs)	\$0	\$0	\$83,795	\$0	\$8,482	\$92,277

Osceola County

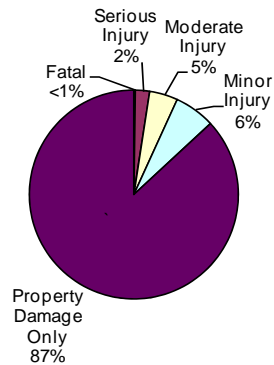
Traffic Crash Casualty Severity	Traffic Crash Casualties	Traffic Crash Costs
Fatal	3	\$10,835,874
Serious Injury	29	\$6,659,734
Moderate Injury	58	\$3,968,998
Minor Injury	83	\$3,312,530
Property Damage Only	1147	\$4,232,430
Total	1320	\$29,009,566
Average cost of traffic crash casualty	\$21,977	

Index Crime Category	Number of Index Crimes	Index Crime Costs
Murder	0	\$0
Rape	32	\$6,090,080
Aggravated Assault	30	\$414,030
Robbery	0	\$0
Larceny	230	\$358,570
Burglary	111	\$412,698
Motor Vehicle Theft	16	\$126,144
Total	419	\$7,401,522
Average cost of index crime	\$17,665	

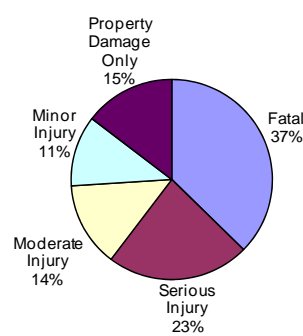
	Fatal	Serious Injury	Moderate Injury	Minor Injury	Property Damage	Total
Medical Care	\$120,153	\$1,295,517	\$759,336	\$568,384	\$403,744	\$3,147,134
Future Earnings (Lost Wages)	\$3,659,472	\$2,013,731	\$1,107,046	\$959,397	\$1,185,998	\$8,925,644
Public Services	\$2,577	\$8,468	\$7,946	\$8,134	\$30,969	\$58,094
Property Damage and Loss	\$43,365	\$183,918	\$292,552	\$374,828	\$1,902,873	\$2,797,536
Subtotal (Monetary Costs)	\$3,825,567	\$3,501,634	\$2,166,880	\$1,910,743	\$3,523,584	\$14,928,408
Quality of Life	\$7,010,307	\$3,158,100	\$1,802,118	\$1,401,787	\$708,846	\$14,081,158
Total (Comprehensive Costs)	\$10,835,874	\$6,659,734	\$3,968,998	\$3,312,530	\$4,232,430	\$29,009,566

	Murder	Rape	Aggravated Assault	Robbery	Larceny	Burglary	Motor Vehicle Theft	Total
Medical Care	\$0	\$171,904	\$25,980	\$0	\$0	\$0	\$0	\$197,884
Future Earnings (Lost Wages)	\$0	\$293,696	\$51,690	\$0	\$5,750	\$3,552	\$1,488	\$356,176
Public Services	\$0	\$23,776	\$9,450	\$0	\$115,000	\$48,618	\$4,976	\$201,820
Property Damage and Loss	\$0	\$4,800	\$2,280	\$0	\$237,820	\$314,463	\$113,648	\$673,011
Subtotal (Monetary Costs)	\$0	\$494,176	\$89,400	\$0	\$358,570	\$366,633	\$120,112	\$1,428,891
Quality of Life	\$0	\$5,595,904	\$324,630	\$0	\$0	\$46,065	\$6,032	\$5,972,631
Total (Comprehensive Costs)	\$0	\$6,090,080	\$414,030	\$0	\$358,570	\$412,698	\$126,144	\$7,401,522

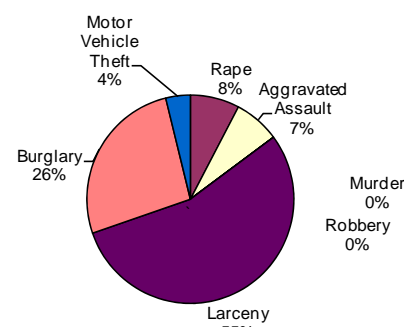
Traffic Crash Casualties



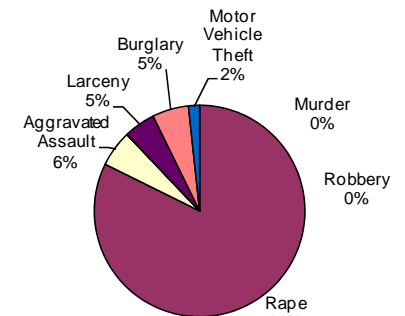
Traffic Crash Costs



Index Crimes



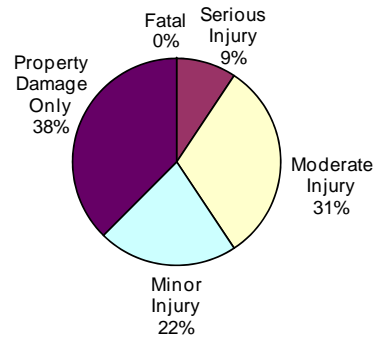
Index Crime Costs



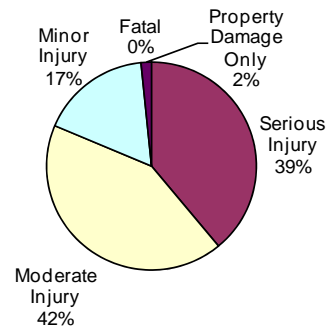
Osceola County Alcohol-Involved Crashes

Traffic Crash Casualty Severity	Traffic Crash Casualties	Traffic Crash Costs
Fatal	0	\$0
Serious Injury	3	\$1,022,403
Moderate Injury	10	\$1,114,160
Minor Injury	7	\$448,980
Property Damage Only	12	\$42,432
Total	32	\$2,627,975
Average cost of traffic crash casualty	\$82,124	

Traffic Crash Casualties



Traffic Crash Costs

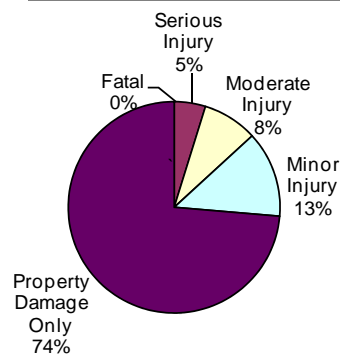


Costs of Alcohol-Involved Traffic Crashes in Ocala County (2010 Dollars)						
	Fatal	Serious Injury	Moderate Injury	Minor Injury	Property Damage Only	Total
Medical Care	\$0	\$206,232	\$256,330	\$65,562	\$3,684	\$531,808
Future Earnings (Lost Wages)	\$0	\$301,260	\$294,430	\$113,869	\$11,700	\$721,259
Public Services	\$0	\$1,143	\$1,780	\$742	\$324	\$3,989
Property Damage and Loss	\$0	\$20,802	\$55,580	\$29,582	\$18,468	\$124,432
Subtotal (Monetary Costs)	\$0	\$529,437	\$608,120	\$209,755	\$34,176	\$1,381,488
Quality of Life	\$0	\$492,966	\$506,040	\$239,225	\$8,256	\$1,246,487
Total (Comprehensive Costs)	\$0	\$1,022,403	\$1,114,160	\$448,980	\$42,432	\$2,627,975

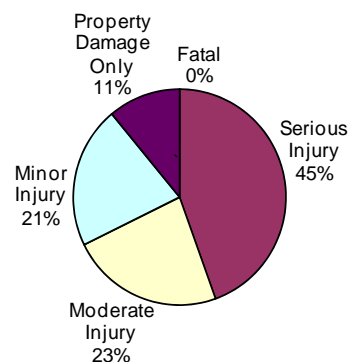
Osceola County Teen-Involved Crashes

Traffic Crash Casualty Severity	Traffic Crash Casualties	Traffic Crash Costs
Fatal	0	\$0
Serious Injury	8	\$1,837,168
Moderate Injury	14	\$958,034
Minor Injury	22	\$878,020
Property Damage Only	123	\$453,870
Total	167	\$4,127,092
Average cost of traffic crash casualty	\$24,713	

Traffic Crash Casualties



Traffic Crash Costs



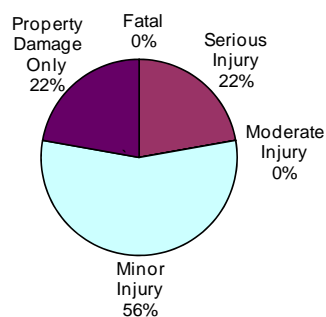
Costs of Teen Driver Traffic Crashes in Osceola County (2010 Dollars)

	Fatal	Serious Injury	Moderate Injury	Minor Injury	Property Damage Only	Total
Medical Care	\$0	\$357,384	\$183,288	\$150,656	\$43,296	\$734,624
Future Earnings (Lost Wages)	\$0	\$555,512	\$267,218	\$254,298	\$127,182	\$1,204,210
Public Services	\$0	\$2,336	\$1,918	\$2,156	\$3,321	\$9,731
Property Damage and Loss	\$0	\$50,736	\$70,616	\$99,352	\$204,057	\$424,761
Subtotal (Monetary Costs)	\$0	\$965,968	\$523,040	\$506,462	\$377,856	\$2,373,326
Quality of Life	\$0	\$871,200	\$434,994	\$371,558	\$76,014	\$1,753,766
Total (Comprehensive Costs)	\$0	\$1,837,168	\$958,034	\$878,020	\$453,870	\$4,127,092

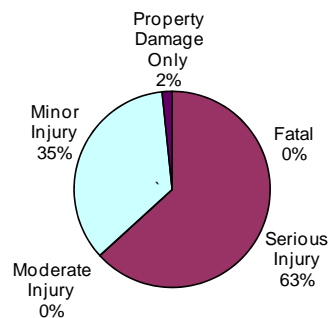
Osceola County Motorcycle-Involved Crashes

Motorcyclist Casualty Severity	Crash Casualties	Crash Costs
Fatal	0	\$0
Serious Injury	2	\$652,354
Moderate Injury	0	\$0
Minor Injury	5	\$362,635
Property Damage Only	2	\$16,964
Total	9	\$1,031,953
Average cost motorcyclist casualty	\$114,661	

Crash Casualties



Crash Costs



Costs of Motorcycle Traffic Crashes in Osceola County (2010 Dollars)						
	Fatal	Serious Injury	Moderate Injury	Minor Injury	Property Damage Only	Total
Medical Care	\$0	\$124,958	\$0	\$51,265	\$2,140	\$178,363
Future Earnings (Lost Wages)	\$0	\$204,222	\$0	\$125,475	\$4,732	\$334,429
Public Services	\$0	\$804	\$0	\$870	\$96	\$1,770
Property Damage and Loss	\$0	\$13,782	\$0	\$27,390	\$5,410	\$46,582
Subtotal (Monetary Costs)	\$0	\$343,766	\$0	\$205,000	\$12,378	\$561,144
Quality of Life	\$0	\$308,588	\$0	\$157,635	\$4,586	\$470,809
Total (Comprehensive Costs)	\$0	\$652,354	\$0	\$362,635	\$16,964	\$1,031,953

Oscoda County

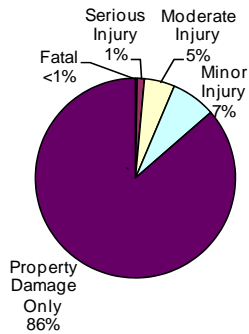
Traffic Crash Casualty Severity	Traffic Crash Casualties	Traffic Crash Costs
Fatal	1	\$3,611,958
Serious Injury	4	\$918,584
Moderate Injury	17	\$1,163,327
Minor Injury	25	\$997,750
Property Damage Only	299	\$1,103,310
Total	346	\$7,794,929
Average cost of traffic crash casualty		\$22,529

Index Crime Category	Number of Index Crimes	Index Crime Costs
Murder	1	\$4,287,156
Rape	2	\$380,630
Aggravated Assault	17	\$234,617
Robbery	1	\$19,391
Larceny	66	\$102,894
Burglary	24	\$89,232
Motor Vehicle Theft	3	\$23,652
Total	114	\$5,137,572
Average cost of index crime		\$45,066

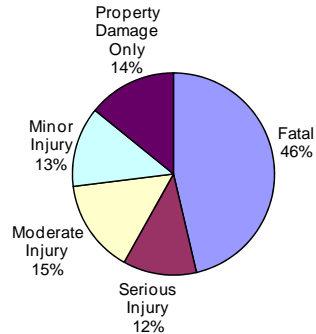
	Fatal	Serious Injury	Moderate Injury	Minor Injury	Property Damage Only	Total
Medical Care	\$40,051	\$178,692	\$222,564	\$171,200	\$105,248	\$717,755
Future Earnings (Lost Wages)	\$1,219,824	\$277,756	\$324,479	\$288,975	\$309,166	\$2,420,200
Public Services	\$859	\$1,168	\$2,329	\$2,450	\$8,073	\$14,879
Property Damage and Loss	\$14,455	\$25,368	\$85,748	\$112,900	\$496,041	\$734,512
Subtotal (Monetary Costs)	\$1,275,189	\$482,984	\$635,120	\$575,525	\$918,528	\$3,887,346
Quality of Life	\$2,336,769	\$435,600	\$528,207	\$422,225	\$184,782	\$3,907,583
Total (Comprehensive Costs)	\$3,611,958	\$918,584	\$1,163,327	\$997,750	\$1,103,310	\$7,794,929

	Murder	Rape	Aggravated Assault	Robbery	Larceny	Burglary	Motor Vehicle Theft	Total
Medical Care	\$44,833	\$10,744	\$14,722	\$2,642	\$0	\$0	\$0	\$72,941
Future Earnings (Lost Wages)	\$1,528,515	\$18,356	\$29,291	\$2,491	\$1,650	\$768	\$279	\$1,581,350
Public Services	\$2,826	\$1,486	\$5,355	\$432	\$33,000	\$10,512	\$933	\$54,544
Property Damage and Loss	\$1,733	\$300	\$1,292	\$1,263	\$68,244	\$67,992	\$21,309	\$162,133
Subtotal (Monetary Costs)	\$1,577,907	\$30,886	\$50,660	\$6,828	\$102,894	\$79,272	\$22,521	\$1,870,968
Quality of Life	\$2,709,249	\$349,744	\$183,957	\$12,563	\$0	\$9,960	\$1,131	\$3,266,604
Total (Comprehensive Costs)	\$4,287,156	\$380,630	\$234,617	\$19,391	\$102,894	\$89,232	\$23,652	\$5,137,572

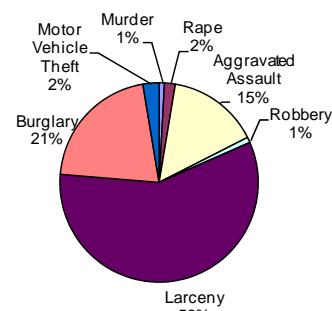
Traffic Crash Casualties



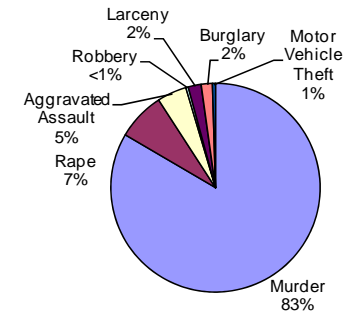
Traffic Crash Costs



Index Crimes



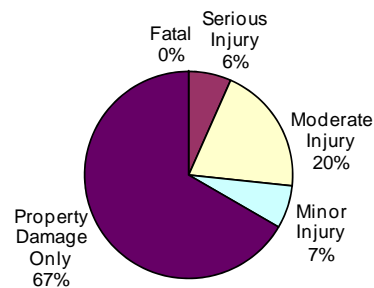
Index Crime Costs



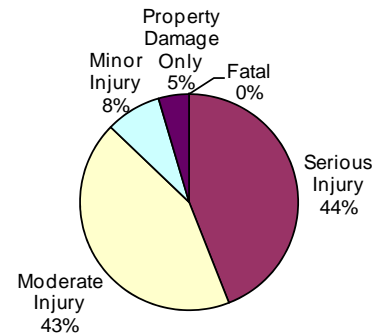
Oscoda County Alcohol-Involved Crashes

Traffic Crash Casualty Severity	Traffic Crash Casualties	Traffic Crash Costs
Fatal	0	\$0
Serious Injury	1	\$340,801
Moderate Injury	3	\$334,248
Minor Injury	1	\$64,140
Property Damage Only	10	\$35,360
Total	15	\$774,549
Average cost of traffic crash casualty	\$51,637	

Traffic Crash Casualties



Traffic Crash Costs

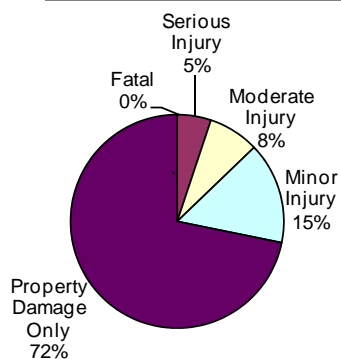


Costs of Alcohol-Involved Traffic Crashes in Oscoda County (2010 Dollars)						
	Fatal	Serious Injury	Moderate Injury	Minor Injury	Property Damage Only	Total
Medical Care	\$0	\$68,744	\$76,899	\$9,366	\$3,070	\$158,079
Future Earnings (Lost Wages)	\$0	\$100,420	\$88,329	\$16,267	\$9,750	\$214,766
Public Services	\$0	\$381	\$534	\$106	\$270	\$1,291
Property Damage and Loss	\$0	\$6,934	\$16,674	\$4,226	\$15,390	\$43,224
Subtotal (Monetary Costs)	\$0	\$176,479	\$182,436	\$29,965	\$28,480	\$417,360
Quality of Life	\$0	\$164,322	\$151,812	\$34,175	\$6,880	\$357,189
Total (Comprehensive Costs)	\$0	\$340,801	\$334,248	\$64,140	\$35,360	\$774,549

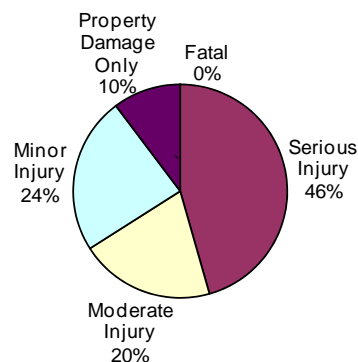
Oscoda County Teen-Involved Crashes

Traffic Crash Casualty Severity	Traffic Crash Casualties	Traffic Crash Costs
Fatal	0	\$0
Serious Injury	2	\$459,292
Moderate Injury	3	\$205,293
Minor Injury	6	\$239,460
Property Damage Only	28	\$103,320
Total	39	\$1,007,365
Average cost of traffic crash casualty	\$25,830	

Traffic Crash Casualties



Traffic Crash Costs

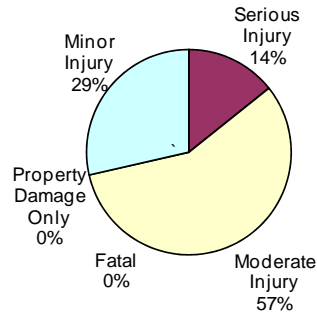


Costs of Teen Driver Traffic Crashes in Oscoda County (2010 Dollars)						
	Fatal	Serious Injury	Moderate Injury	Minor Injury	Property Damage Only	Total
Medical Care	\$0	\$89,346	\$39,276	\$41,088	\$9,856	\$179,566
Future Earnings (Lost Wages)	\$0	\$138,878	\$57,261	\$69,354	\$28,952	\$294,445
Public Services	\$0	\$584	\$411	\$588	\$756	\$2,339
Property Damage and Loss	\$0	\$12,684	\$15,132	\$27,096	\$46,452	\$101,364
Subtotal (Monetary Costs)	\$0	\$241,492	\$112,080	\$138,126	\$86,016	\$577,714
Quality of Life	\$0	\$217,800	\$93,213	\$101,334	\$17,304	\$429,651
Total (Comprehensive Costs)	\$0	\$459,292	\$205,293	\$239,460	\$103,320	\$1,007,365

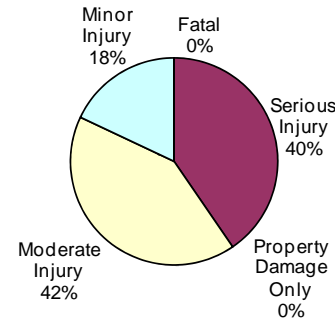
Oscoda County Motorcycle-Involved Crashes

Motorcyclist Casualty Severity	Crash Casualties	Crash Costs
Fatal	0	\$0
Serious Injury	1	\$326,177
Moderate Injury	4	\$335,180
Minor Injury	2	\$145,054
Property Damage Only	0	\$0
Total	7	\$806,411
Average cost motorcyclist casualty	\$115,202	

Crash Casualties



Crash Costs



Costs of Motorcycle Traffic Crashes in Oscoda County (2010 Dollars)						
	Fatal	Serious Injury	Moderate Injury	Minor Injury	Property Damage Only	Total
Medical Care	\$0	\$62,479	\$61,548	\$20,506	\$0	\$144,533
Future Earnings (Lost Wages)	\$0	\$102,111	\$100,888	\$50,190	\$0	\$253,189
Public Services	\$0	\$402	\$728	\$348	\$0	\$1,478
Property Damage and Loss	\$0	\$6,891	\$22,440	\$10,956	\$0	\$40,287
Subtotal (Monetary Costs)	\$0	\$171,883	\$185,604	\$82,000	\$0	\$439,487
Quality of Life	\$0	\$154,294	\$149,576	\$63,054	\$0	\$366,924
Total (Comprehensive Costs)	\$0	\$326,177	\$335,180	\$145,054	\$0	\$806,411

Otsego County

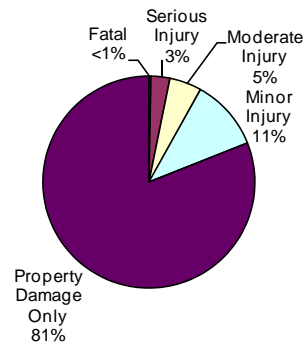
Traffic Crash Casualty Severity	Traffic Crash Casualties	Traffic Crash Costs
Fatal	4	\$14,447,832
Serious Injury	35	\$8,037,610
Moderate Injury	60	\$4,105,860
Minor Injury	133	\$5,308,030
Property Damage Only	991	\$3,656,790
Total	1223	\$35,556,122
Average cost of traffic crash casualty	\$29,073	

Index Crime Category	Number of Index Crimes	Index Crime Costs
Murder	0	\$0
Rape	17	\$3,235,355
Aggravated Assault	17	\$234,617
Robbery	3	\$58,173
Larceny	412	\$642,308
Burglary	154	\$572,572
Motor Vehicle Theft	18	\$141,912
Total	621	\$4,884,937
Average cost of index crime	\$7,866	

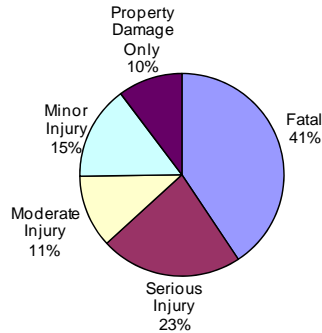
	Fatal	Serious Injury	Moderate Injury	Minor Injury	Property Damage Only	Total
Medical Care	\$160,204	\$1,563,555	\$785,520	\$910,784	\$348,832	\$3,768,895
Future Earnings (Lost Wages)	\$4,879,296	\$2,430,365	\$1,145,220	\$1,537,347	\$1,024,694	\$11,016,922
Public Services	\$3,436	\$10,220	\$8,220	\$13,034	\$26,757	\$61,667
Property Damage and Loss	\$57,820	\$221,970	\$302,640	\$600,628	\$1,644,069	\$2,827,127
Subtotal (Monetary Costs)	\$5,100,756	\$4,226,110	\$2,241,600	\$3,061,793	\$3,044,352	\$17,674,611
Quality of Life	\$9,347,076	\$3,811,500	\$1,864,260	\$2,246,237	\$612,438	\$17,881,511
Total (Comprehensive Costs)	\$14,447,832	\$8,037,610	\$4,105,860	\$5,308,030	\$3,656,790	\$35,556,122

	Murder	Rape	Aggravated Assault	Robbery	Larceny	Burglary	Motor Vehicle Theft	Total
Medical Care	\$0	\$91,324	\$14,722	\$7,926	\$0	\$0	\$0	\$113,972
Future Earnings (Lost Wages)	\$0	\$156,026	\$29,291	\$7,473	\$10,300	\$4,928	\$1,674	\$209,692
Public Services	\$0	\$12,631	\$5,355	\$1,296	\$206,000	\$67,452	\$5,598	\$298,332
Property Damage and Loss	\$0	\$2,550	\$1,292	\$3,789	\$426,008	\$436,282	\$127,854	\$997,775
Subtotal (Monetary Costs)	\$0	\$262,531	\$50,660	\$20,484	\$642,308	\$508,662	\$135,126	\$1,619,771
Quality of Life	\$0	\$2,972,824	\$183,957	\$37,689	\$0	\$63,910	\$6,786	\$3,265,166
Total (Comprehensive Costs)	\$0	\$3,235,355	\$234,617	\$58,173	\$642,308	\$572,572	\$141,912	\$4,884,937

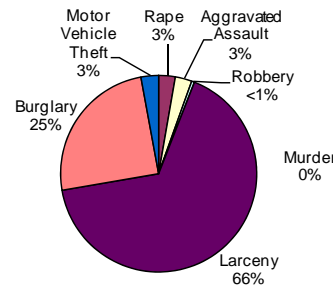
Traffic Crash Casualties



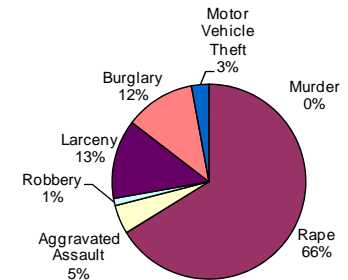
Traffic Crash Costs



Index Crimes



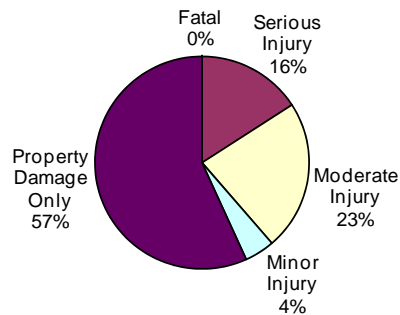
Index Crime Costs



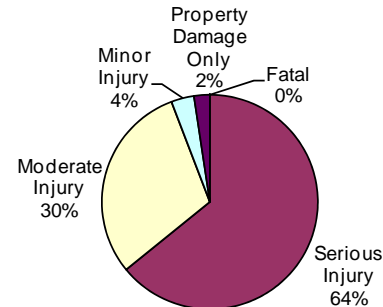
Otsego County Alcohol-Involved Crashes

Traffic Crash Casualty Severity	Traffic Crash Casualties	Traffic Crash Costs
Fatal	0	\$0
Serious Injury	7	\$2,385,607
Moderate Injury	10	\$1,114,160
Minor Injury	2	\$128,280
Property Damage Only	25	\$88,400
Total	44	\$3,716,447
Average cost of traffic crash casualty	\$84,465	

Traffic Crash Casualties



Traffic Crash Costs

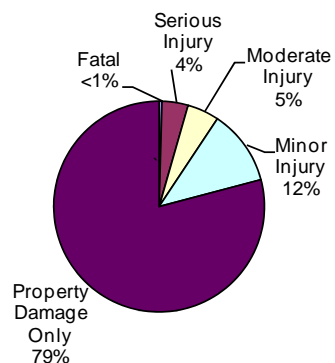


Costs of Alcohol-Involved Traffic Crashes in Otsego County (2010 Dollars)						
	Fatal	Serious Injury	Moderate Injury	Minor Injury	Property Damage Only	Total
Medical Care	\$0	\$481,208	\$256,330	\$18,732	\$7,675	\$763,945
Future Earnings (Lost Wages)	\$0	\$702,940	\$294,430	\$32,534	\$24,375	\$1,054,279
Public Services	\$0	\$2,667	\$1,780	\$212	\$675	\$5,334
Property Damage and Loss	\$0	\$48,538	\$55,580	\$8,452	\$38,475	\$151,045
Subtotal (Monetary Costs)	\$0	\$1,235,353	\$608,120	\$59,930	\$71,200	\$1,974,603
Quality of Life	\$0	\$1,150,254	\$506,040	\$68,350	\$17,200	\$1,741,844
Total (Comprehensive Costs)	\$0	\$2,385,607	\$1,114,160	\$128,280	\$88,400	\$3,716,447

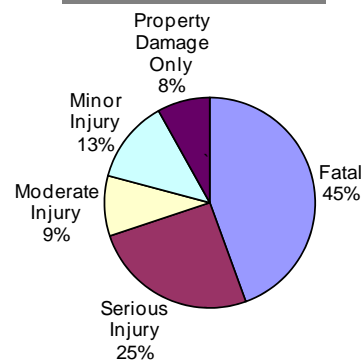
Otsego County Teen-Involved Crashes

Traffic Crash Casualty Severity	Traffic Crash Casualties	Traffic Crash Costs
Fatal	1	\$3,611,958
Serious Injury	9	\$2,066,814
Moderate Injury	11	\$752,741
Minor Injury	26	\$1,037,660
Property Damage Only	178	\$656,820
Total	225	\$8,125,993
Average cost of traffic crash casualty	\$36,116	

Traffic Crash Casualties



Traffic Crash Costs



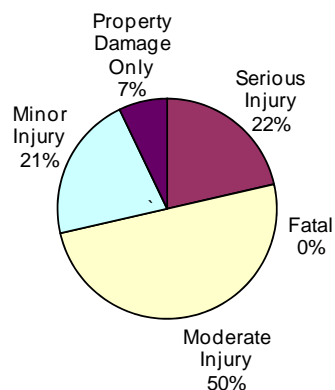
Costs of Teen Driver Traffic Crashes in Otsego County (2010 Dollars)

	Fatal	Serious Injury	Moderate Injury	Minor Injury	Property Damage Only	Total
Medical Care	\$40,051	\$402,057	\$144,012	\$178,048	\$62,656	\$826,824
Future Earnings (Lost Wages)	\$1,219,824	\$624,951	\$209,957	\$300,534	\$184,052	\$2,539,318
Public Services	\$859	\$2,628	\$1,507	\$2,548	\$4,806	\$12,348
Property Damage and Loss	\$14,455	\$57,078	\$55,484	\$117,416	\$295,302	\$539,735
Subtotal (Monetary Costs)	\$1,275,189	\$1,086,714	\$410,960	\$598,546	\$546,816	\$3,918,225
Quality of Life	\$2,336,769	\$980,100	\$341,781	\$439,114	\$110,004	\$4,207,768
Total (Comprehensive Costs)	\$3,611,958	\$2,066,814	\$752,741	\$1,037,660	\$656,820	\$8,125,993

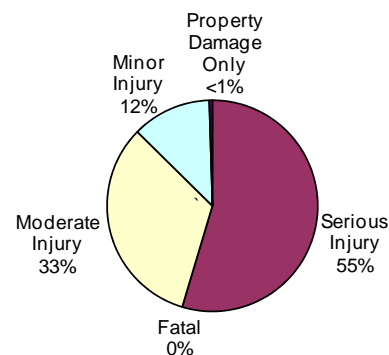
Otsego County Motorcycle-Involved Crashes

Motorcyclist Casualty Severity	Crash Casualties	Crash Costs
Fatal	0	\$0
Serious Injury	3	\$978,531
Moderate Injury	7	\$586,565
Minor Injury	3	\$217,581
Property Damage Only	1	\$8,482
Total	14	\$1,791,159
Average cost motorcyclist casualty	\$127,940	

Crash Casualties



Crash Costs



Costs of Motorcycle Traffic Crashes in Otsego County (2010 Dollars)						
	Fatal	Serious Injury	Moderate Injury	Minor Injury	Property Damage Only	Total
Medical Care	\$0	\$187,437	\$107,709	\$30,759	\$1,070	\$326,975
Future Earnings (Lost Wages)	\$0	\$306,333	\$176,554	\$75,285	\$2,366	\$560,538
Public Services	\$0	\$1,206	\$1,274	\$522	\$48	\$3,050
Property Damage and Loss	\$0	\$20,673	\$39,270	\$16,434	\$2,705	\$79,082
Subtotal (Monetary Costs)	\$0	\$515,649	\$324,807	\$123,000	\$6,189	\$969,645
Quality of Life	\$0	\$462,882	\$261,758	\$94,581	\$2,293	\$821,514
Total (Comprehensive Costs)	\$0	\$978,531	\$586,565	\$217,581	\$8,482	\$1,791,159

Ottawa County

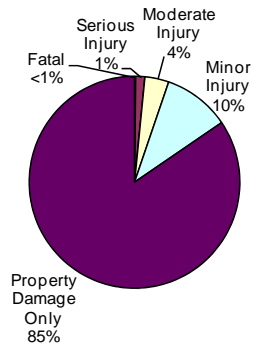
Traffic Crash Casualty Severity	Traffic Crash Casualties	Traffic Crash Costs
Fatal	17	\$61,403,286
Serious Injury	144	\$33,069,024
Moderate Injury	379	\$25,935,349
Minor Injury	1053	\$42,025,230
Property Damage Only	8725	\$32,195,250
Total	10318	\$194,628,139
Average cost of traffic crash casualty		\$18,863

Index Crime Category	Number of Index Crimes	Index Crime Costs
Murder	1	\$4,287,156
Rape	126	\$23,979,690
Aggravated Assault	239	\$3,298,439
Robbery	43	\$833,813
Larceny	3533	\$5,507,947
Burglary	1037	\$3,855,566
Motor Vehicle Theft	134	\$1,056,456
Total	5113	\$42,819,067
Average cost of index crime		\$8,375

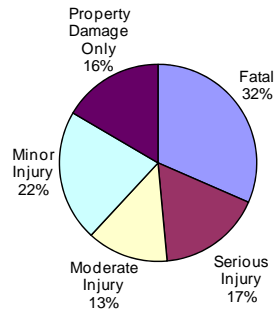
	Fatal	Serious Injury	Moderate Injury	Minor Injury	Property Damage Only	Total
Medical Care	\$680,867	\$6,432,912	\$4,961,868	\$7,210,944	\$3,071,200	\$22,357,791
Future Earnings (Lost Wages)	\$20,737,008	\$9,999,216	\$7,233,973	\$12,171,627	\$9,021,650	\$59,163,474
Public Services	\$14,603	\$42,048	\$51,923	\$103,194	\$235,575	\$447,343
Property Damage and Loss	\$245,735	\$913,248	\$1,911,676	\$4,755,348	\$14,474,775	\$22,300,782
Subtotal (Monetary Costs)	\$21,678,213	\$17,387,424	\$14,159,440	\$24,241,113	\$26,803,200	\$104,269,390
Quality of Life	\$39,725,073	\$15,681,600	\$11,775,909	\$17,784,117	\$5,392,050	\$90,358,749
Total (Comprehensive Costs)	\$61,403,286	\$33,069,024	\$25,935,349	\$42,025,230	\$32,195,250	\$194,628,139

	Murder	Rape	Aggravated Assault	Robbery	Larceny	Burglary	Motor Vehicle Theft	Total
Medical Care	\$44,833	\$676,872	\$206,974	\$113,606	\$0	\$0	\$0	\$1,042,285
Future Earnings (Lost Wages)	\$1,528,515	\$1,156,428	\$411,797	\$107,113	\$88,325	\$33,184	\$12,462	\$3,337,824
Public Services	\$2,826	\$93,618	\$75,285	\$18,576	\$1,766,500	\$454,206	\$41,674	\$2,452,685
Property Damage and Loss	\$1,733	\$18,900	\$18,164	\$54,309	\$3,653,122	\$2,937,821	\$951,802	\$7,635,851
Subtotal (Monetary Costs)	\$1,577,907	\$1,945,818	\$712,220	\$293,604	\$5,507,947	\$3,425,211	\$1,005,938	\$14,468,645
Quality of Life	\$2,709,249	\$22,033,872	\$2,586,219	\$540,209	\$0	\$430,355	\$50,518	\$28,350,422
Total (Comprehensive Costs)	\$4,287,156	\$23,979,690	\$3,298,439	\$833,813	\$5,507,947	\$3,855,566	\$1,056,456	\$42,819,067

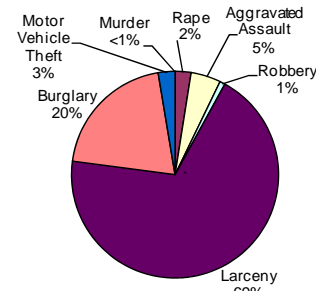
Traffic Crash Casualties



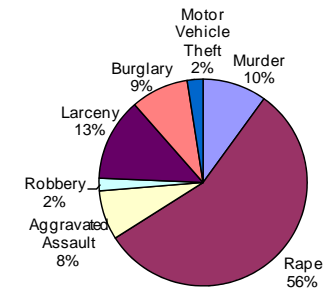
Traffic Crash Costs



Index Crimes



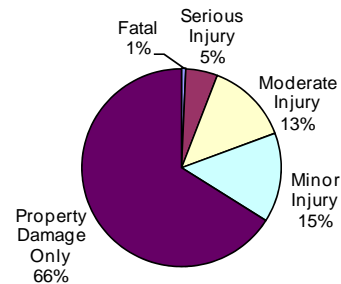
Index Crime Costs



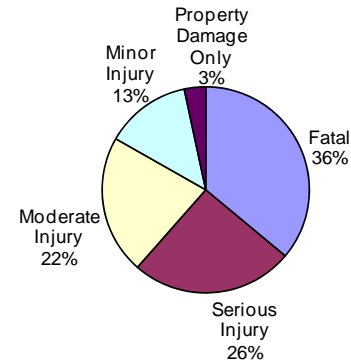
Ottawa County Alcohol-Involved Crashes

Traffic Crash Casualty Severity	Traffic Crash Casualties	Traffic Crash Costs
Fatal	2	\$7,223,916
Serious Injury	15	\$5,112,015
Moderate Injury	39	\$4,345,224
Minor Injury	42	\$2,693,880
Property Damage Only	191	\$675,376
Total	289	\$20,050,411
Average cost of traffic crash casualty	\$69,379	

Traffic Crash Casualties



Traffic Crash Costs

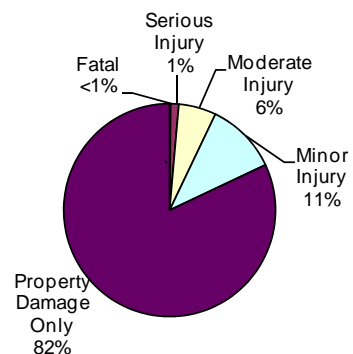


Costs of Alcohol-Involved Traffic Crashes in Ottawa County (2010 Dollars)						
	Fatal	Serious Injury	Moderate Injury	Minor Injury	Property Damage Only	Total
Medical Care	\$80,102	\$1,031,160	\$999,687	\$393,372	\$58,637	\$2,562,958
Future Earnings (Lost Wages)	\$2,439,648	\$1,506,300	\$1,148,277	\$683,214	\$186,225	\$5,963,664
Public Services	\$1,718	\$5,715	\$6,942	\$4,452	\$5,157	\$23,984
Property Damage and Loss	\$28,910	\$104,010	\$216,762	\$177,492	\$293,949	\$821,123
Subtotal (Monetary Costs)	\$2,550,378	\$2,647,185	\$2,371,668	\$1,258,530	\$543,968	\$9,371,729
Quality of Life	\$4,673,538	\$2,464,830	\$1,973,556	\$1,435,350	\$131,408	\$10,678,682
Total (Comprehensive Costs)	\$7,223,916	\$5,112,015	\$4,345,224	\$2,693,880	\$675,376	\$20,050,411

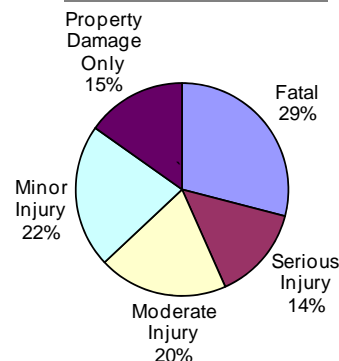
Ottawa County Teen-Involved Crashes

Traffic Crash Casualty Severity	Traffic Crash Casualties	Traffic Crash Costs
Fatal	4	\$14,447,832
Serious Injury	31	\$7,119,026
Moderate Injury	143	\$9,785,633
Minor Injury	272	\$10,855,520
Property Damage Only	2049	\$7,560,810
Total	2499	\$49,768,821
Average cost of traffic crash casualty	\$19,915	

Traffic Crash Casualties



Traffic Crash Costs

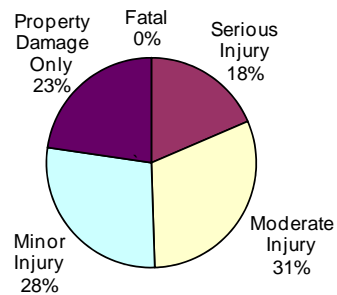


Costs of Teen Driver Traffic Crashes in Ottawa County (2010 Dollars)						
	Fatal	Serious Injury	Moderate Injury	Minor Injury	Property Damage Only	Total
Medical Care	\$160,204	\$1,384,863	\$1,872,156	\$1,862,656	\$721,248	\$6,001,127
Future Earnings (Lost Wages)	\$4,879,296	\$2,152,609	\$2,729,441	\$3,144,048	\$2,118,666	\$15,024,060
Public Services	\$3,436	\$9,052	\$19,591	\$26,656	\$55,323	\$114,058
Property Damage and Loss	\$57,820	\$196,602	\$721,292	\$1,228,352	\$3,399,291	\$5,603,357
Subtotal (Monetary Costs)	\$5,100,756	\$3,743,126	\$5,342,480	\$6,261,712	\$6,294,528	\$26,742,602
Quality of Life	\$9,347,076	\$3,375,900	\$4,443,153	\$4,593,808	\$1,266,282	\$23,026,219
Total (Comprehensive Costs)	\$14,447,832	\$7,119,026	\$9,785,633	\$10,855,520	\$7,560,810	\$49,768,821

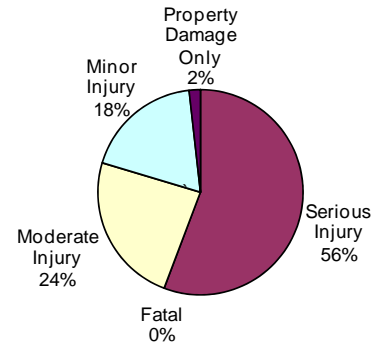
Ottawa County Motorcycle-Involved Crashes

Motorcyclist Casualty Severity	Crash Casualties	Crash Costs
Fatal	0	\$0
Serious Injury	18	\$5,871,186
Moderate Injury	30	\$2,513,850
Minor Injury	27	\$1,958,229
Property Damage Only	22	\$186,604
Total	97	\$10,529,869
Average cost motorcyclist casualty	\$108,555	

Traffic Crash Casualties



Traffic Crash Costs



Costs of Motorcycle Traffic Crashes in Ottawa County (2010 Dollars)						
	Fatal	Serious Injury	Moderate Injury	Minor Injury	Property Damage Only	Total
Medical Care	\$0	\$1,124,622	\$461,610	\$276,831	\$23,540	\$1,886,603
Future Earnings (Lost Wages)	\$0	\$1,837,998	\$756,660	\$677,565	\$52,052	\$3,324,275
Public Services	\$0	\$7,236	\$5,460	\$4,698	\$1,056	\$18,450
Property Damage and Loss	\$0	\$124,038	\$168,300	\$147,906	\$59,510	\$499,754
Subtotal (Monetary Costs)	\$0	\$3,093,894	\$1,392,030	\$1,107,000	\$136,158	\$5,729,082
Quality of Life	\$0	\$2,777,292	\$1,121,820	\$851,229	\$50,446	\$4,800,787
Total (Comprehensive Costs)	\$0	\$5,871,186	\$2,513,850	\$1,958,229	\$186,604	\$10,529,869

Presque Isle County

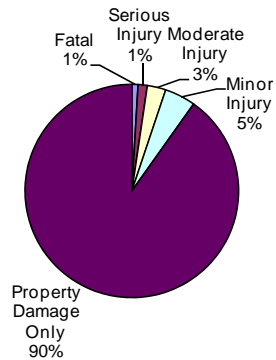
Traffic Crash Casualty Severity	Traffic Crash Casualties	Traffic Crash Costs
Fatal	6	\$21,671,748
Serious Injury	9	\$2,066,814
Moderate Injury	18	\$1,231,758
Minor Injury	30	\$1,197,300
Property Damage Only	578	\$2,132,820
Total	641	\$28,300,440
Average cost of traffic crash casualty	\$44,150	

Index Crime Category	Number of Index Crimes	Index Crime Costs
Murder	0	\$0
Rape	5	\$951,575
Aggravated Assault	11	\$151,811
Robbery	0	\$0
Larceny	82	\$127,838
Burglary	23	\$85,514
Motor Vehicle Theft	5	\$39,420
Total	126	\$1,356,158
Average cost of index crime	\$10,763	

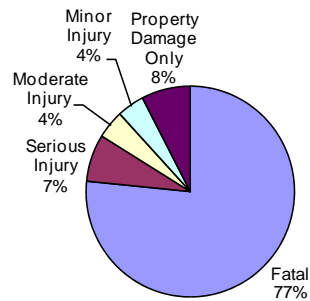
	Fatal	Serious Injury	Moderate Injury	Minor Injury	Property Damage Only	Total
Medical Care	\$240,306	\$402,057	\$235,656	\$205,440	\$203,456	\$1,286,915
Future Earnings (Lost Wages)	\$7,318,944	\$624,951	\$343,566	\$346,770	\$597,652	\$9,231,883
Public Services	\$5,154	\$2,628	\$2,466	\$2,940	\$15,606	\$28,794
Property Damage and Loss	\$86,730	\$57,078	\$90,792	\$135,480	\$958,902	\$1,328,982
Subtotal (Monetary Costs)	\$7,651,134	\$1,086,714	\$672,480	\$690,630	\$1,775,616	\$11,876,574
Quality of Life	\$14,020,614	\$980,100	\$559,278	\$506,670	\$357,204	\$16,423,866
Total (Comprehensive Costs)	\$21,671,748	\$2,066,814	\$1,231,758	\$1,197,300	\$2,132,820	\$28,300,440

	Murder	Rape	Aggravated Assault	Robbery	Larceny	Burglary	Motor Vehicle Theft	Total
Medical Care	\$0	\$26,860	\$9,526	\$0	\$0	\$0	\$0	\$36,386
Future Earnings (Lost Wages)	\$0	\$45,890	\$18,953	\$0	\$2,050	\$736	\$465	\$68,094
Public Services	\$0	\$3,715	\$3,465	\$0	\$41,000	\$10,074	\$1,555	\$59,809
Property Damage and Loss	\$0	\$750	\$836	\$0	\$84,788	\$65,159	\$35,515	\$187,048
Subtotal (Monetary Costs)	\$0	\$77,215	\$32,780	\$0	\$127,838	\$75,969	\$37,535	\$351,337
Quality of Life	\$0	\$874,360	\$119,031	\$0	\$0	\$9,545	\$1,885	\$1,004,821
Total (Comprehensive Costs)	\$0	\$951,575	\$151,811	\$0	\$127,838	\$85,514	\$39,420	\$1,356,158

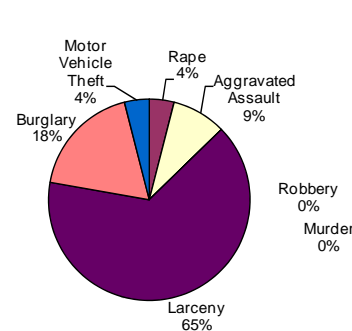
Traffic Crash Casualties



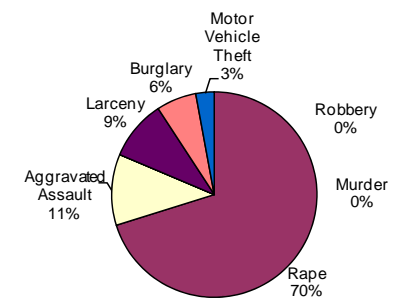
Traffic Crash Costs



Index Crimes



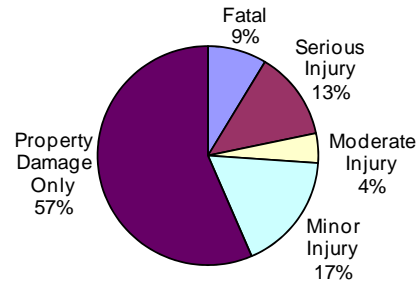
Index Crime Costs



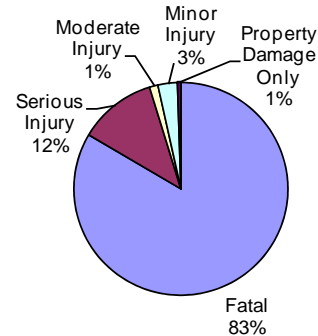
Presque Isle County Alcohol-Involved Crashes

Traffic Crash Casualty Severity	Traffic Crash Casualties	Traffic Crash Costs
Fatal	2	\$7,223,916
Serious Injury	3	\$1,022,403
Moderate Injury	1	\$111,416
Minor Injury	4	\$256,560
Property Damage Only	13	\$45,968
Total	23	\$8,660,263
Average cost of traffic crash casualty	\$376,533	

Traffic Crash Casualties



Traffic Crash Costs

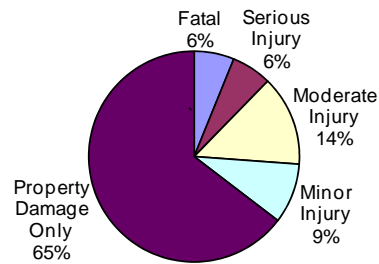


Costs of Alcohol-Involved Traffic Crashes in Presque Isle County (2010 Dollars)						
	Fatal	Serious Injury	Moderate Injury	Minor Injury	Property Damage Only	Total
Medical Care	\$80,102	\$206,232	\$25,633	\$37,464	\$3,991	\$353,422
Future Earnings (Lost Wages)	\$2,439,648	\$301,260	\$29,443	\$65,068	\$12,675	\$2,848,094
Public Services	\$1,718	\$1,143	\$178	\$424	\$351	\$3,814
Property Damage and Loss	\$28,910	\$20,802	\$5,558	\$16,904	\$20,007	\$92,181
Subtotal (Monetary Costs)	\$2,550,378	\$529,437	\$60,812	\$119,860	\$37,024	\$3,297,511
Quality of Life	\$4,673,538	\$492,966	\$50,604	\$136,700	\$8,944	\$5,362,752
Total (Comprehensive Costs)	\$7,223,916	\$1,022,403	\$111,416	\$256,560	\$45,968	\$8,660,263

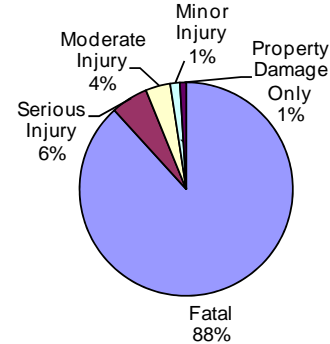
Presque Isle County Teen-Involved Crashes

Traffic Crash Casualty Severity	Traffic Crash Casualties	Traffic Crash Costs
Fatal	4	\$14,447,832
Serious Injury	4	\$918,584
Moderate Injury	9	\$615,879
Minor Injury	6	\$239,460
Property Damage Only	42	\$154,980
Total	65	\$16,376,735
Average cost of traffic crash casualty	\$251,950	

Traffic Crash Casualties



Traffic Crash Costs

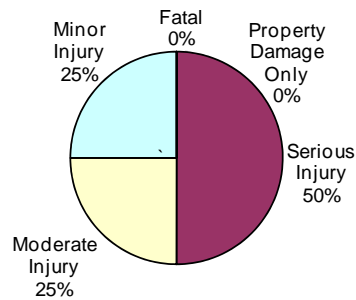


Costs of Teen Driver Traffic Crashes in Presque Isle County (2010 Dollars)						
	Fatal	Serious Injury	Moderate Injury	Minor Injury	Property Damage Only	Total
Medical Care	\$160,204	\$178,692	\$117,828	\$41,088	\$14,784	\$512,596
Future Earnings (Lost Wages)	\$4,879,296	\$277,756	\$171,783	\$69,354	\$43,428	\$5,441,617
Public Services	\$3,436	\$1,168	\$1,233	\$588	\$1,134	\$7,559
Property Damage and Loss	\$57,820	\$25,368	\$45,396	\$27,096	\$69,678	\$225,358
Subtotal (Monetary Costs)	\$5,100,756	\$482,984	\$336,240	\$138,126	\$129,024	\$6,187,130
Quality of Life	\$9,347,076	\$435,600	\$279,639	\$101,334	\$25,956	\$10,189,605
Total (Comprehensive Costs)	\$14,447,832	\$918,584	\$615,879	\$239,460	\$154,980	\$16,376,735

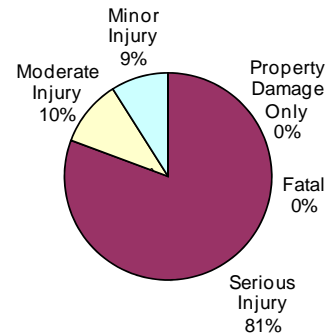
Presque Isle County Motorcycle-Involved Crashes

Motorcyclist Casualty Severity	Crash Casualties	Crash Costs
Fatal	0	\$0
Serious Injury	2	\$652,354
Moderate Injury	1	\$83,795
Minor Injury	1	\$72,527
Property Damage Only	0	\$0
Total	4	\$808,676
Average cost motorcyclist casualty	\$202,169	

Crash Casualties



Crash Costs



Costs of Motorcycle Traffic Crashes in Presque Isle County (2010 Dollars)						
	Fatal	Serious Injury	Moderate Injury	Minor Injury	Property Damage Only	Total
Medical Care	\$0	\$124,958	\$15,387	\$10,253	\$0	\$150,598
Future Earnings (Lost Wages)	\$0	\$204,222	\$25,222	\$25,095	\$0	\$254,539
Public Services	\$0	\$804	\$182	\$174	\$0	\$1,160
Property Damage and Loss	\$0	\$13,782	\$5,610	\$5,478	\$0	\$24,870
Subtotal (Monetary Costs)	\$0	\$343,766	\$46,401	\$41,000	\$0	\$431,167
Quality of Life	\$0	\$308,588	\$37,394	\$31,527	\$0	\$377,509
Total (Comprehensive Costs)	\$0	\$652,354	\$83,795	\$72,527	\$0	\$808,676

Roscommon County

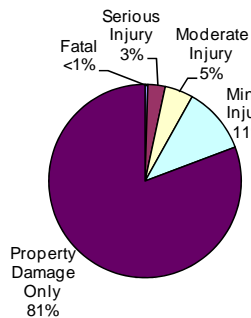
Traffic Crash Casualty Severity	Traffic Crash Casualties	Traffic Crash Costs
Fatal	5	\$18,059,790
Serious Injury	31	\$7,119,026
Moderate Injury	51	\$3,489,981
Minor Injury	119	\$4,749,290
Property Damage Only	862	\$3,180,780
Total	1068	\$36,598,867
Average cost of traffic crash casualty	\$34,269	

Index Crime Category	Number of Index Crimes	Index Crime Costs
Murder	1	\$4,287,156
Rape	11	\$2,093,465
Aggravated Assault	23	\$317,423
Robbery	2	\$38,782
Larceny	353	\$550,327
Burglary	98	\$364,364
Motor Vehicle Theft	18	\$141,912
Total	506	\$7,793,429
Average cost of index crime	\$15,402	

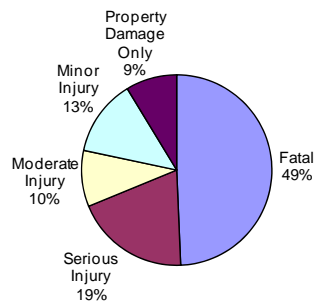
	Fatal	Serious Injury	Moderate Injury	Minor Injury	Property Damage Only	Total
Medical Care	\$200,255	\$1,384,863	\$667,692	\$814,912	\$303,424	\$3,371,146
Future Earnings (Lost Wages)	\$6,099,120	\$2,152,609	\$973,437	\$1,375,521	\$891,308	\$11,491,995
Public Services	\$4,295	\$9,052	\$6,987	\$11,662	\$23,274	\$55,270
Property Damage and Loss	\$72,275	\$196,602	\$257,244	\$537,404	\$1,430,058	\$2,493,583
Subtotal (Monetary Costs)	\$6,375,945	\$3,743,126	\$1,905,360	\$2,739,499	\$2,648,064	\$17,411,994
Quality of Life	\$11,683,845	\$3,375,900	\$1,584,621	\$2,009,791	\$532,716	\$19,186,873
Total (Comprehensive Costs)	\$18,059,790	\$7,119,026	\$3,489,981	\$4,749,290	\$3,180,780	\$36,598,867

	Murder	Rape	Aggravated Assault	Robbery	Larceny	Burglary	Motor Vehicle Theft	Total
Medical Care	\$44,833	\$59,092	\$19,918	\$5,284	\$0	\$0	\$0	\$129,127
Future Earnings (Lost Wages)	\$1,528,515	\$100,958	\$39,629	\$4,982	\$8,825	\$3,136	\$1,674	\$1,687,719
Public Services	\$2,826	\$8,173	\$7,245	\$864	\$176,500	\$42,924	\$5,598	\$244,130
Property Damage and Loss	\$1,733	\$1,650	\$1,748	\$2,526	\$365,002	\$277,634	\$127,854	\$778,147
Subtotal (Monetary Costs)	\$1,577,907	\$169,873	\$68,540	\$13,656	\$550,327	\$323,694	\$135,126	\$2,839,123
Quality of Life	\$2,709,249	\$1,923,592	\$248,883	\$25,126	\$0	\$40,670	\$6,786	\$4,954,306
Total (Comprehensive Costs)	\$4,287,156	\$2,093,465	\$317,423	\$38,782	\$550,327	\$364,364	\$141,912	\$7,793,429

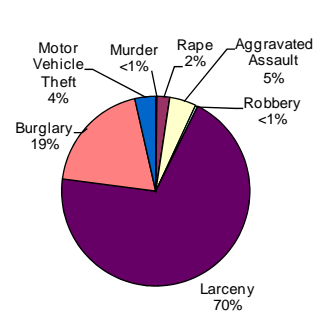
Traffic Crash Casualties



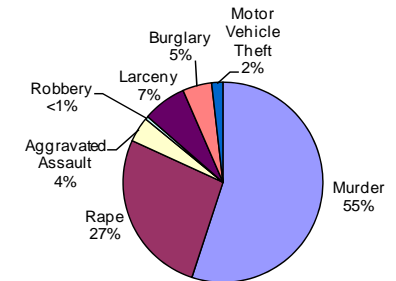
Traffic Crash Costs



Index Crimes



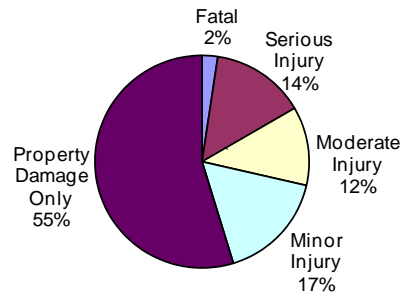
Index Crime Costs



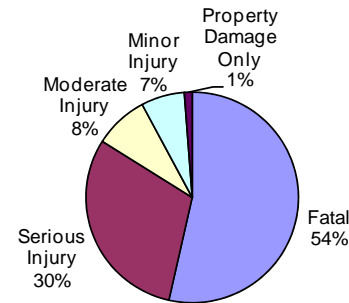
Roscommon County Alcohol-Involved Crashes

Traffic Crash Casualty Severity	Traffic Crash Casualties	Traffic Crash Costs
Fatal	1	\$3,611,958
Serious Injury	6	\$2,044,806
Moderate Injury	5	\$557,080
Minor Injury	7	\$448,980
Property Damage Only	23	\$81,328
Total	42	\$6,744,152
Average cost of traffic crash casualty	\$160,575	

Traffic Crash Casualties



Traffic Crash Costs

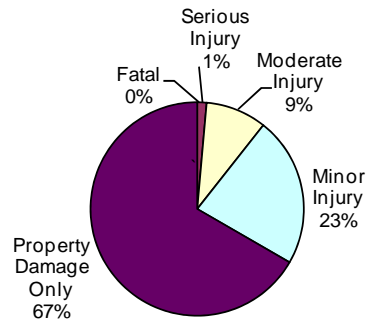


Costs of Alcohol-Involved Traffic Crashes in Roscommon County (2010 Dollars)						
	Fatal	Serious Injury	Moderate Injury	Minor Injury	Property Damage Only	Total
Medical Care	\$40,051	\$412,464	\$128,165	\$65,562	\$7,061	\$653,303
Future Earnings (Lost Wages)	\$1,219,824	\$602,520	\$147,215	\$113,869	\$22,425	\$2,105,853
Public Services	\$859	\$2,286	\$890	\$742	\$621	\$5,398
Property Damage and Loss	\$14,455	\$41,604	\$27,790	\$29,582	\$35,397	\$148,828
Subtotal (Monetary Costs)	\$1,275,189	\$1,058,874	\$304,060	\$209,755	\$65,504	\$2,913,382
Quality of Life	\$2,336,769	\$985,932	\$253,020	\$239,225	\$15,824	\$3,830,770
Total (Comprehensive Costs)	\$3,611,958	\$2,044,806	\$557,080	\$448,980	\$81,328	\$6,744,152

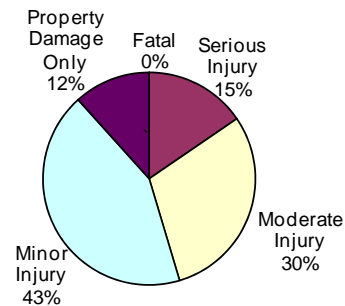
Roscommon County Teen-Involved Crashes

Traffic Crash Casualty Severity	Traffic Crash Casualties	Traffic Crash Costs
Fatal	0	\$0
Serious Injury	2	\$459,292
Moderate Injury	13	\$889,603
Minor Injury	32	\$1,277,120
Property Damage Only	94	\$346,860
Total	141	\$2,972,875
Average cost of traffic crash casualty	\$21,084	

Traffic Crash Casualties



Traffic Crash Costs



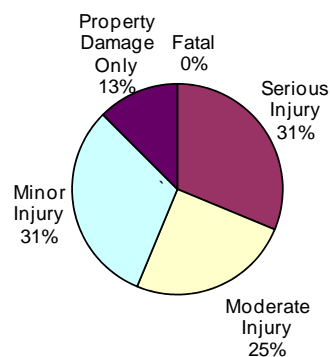
Costs of Teen Driver Traffic Crashes in Roscommon County (2010 Dollars)

	Fatal	Serious Injury	Moderate Injury	Minor Injury	Property Damage Only	Total
Medical Care	\$0	\$89,346	\$170,196	\$219,136	\$33,088	\$511,766
Future Earnings (Lost Wages)	\$0	\$138,878	\$248,131	\$369,888	\$97,196	\$854,093
Public Services	\$0	\$584	\$1,781	\$3,136	\$2,538	\$8,039
Property Damage and Loss	\$0	\$12,684	\$65,572	\$144,512	\$155,946	\$378,714
Subtotal (Monetary Costs)	\$0	\$241,492	\$485,680	\$736,672	\$288,768	\$1,752,612
Quality of Life	\$0	\$217,800	\$403,923	\$540,448	\$58,092	\$1,220,263
Total (Comprehensive Costs)	\$0	\$459,292	\$889,603	\$1,277,120	\$346,860	\$2,972,875

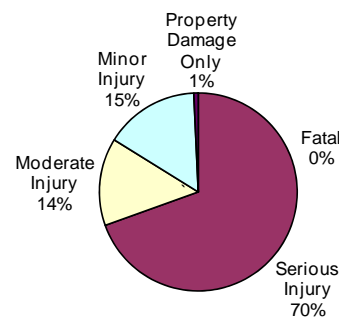
Roscommon County Motorcycle-Involved Crashes

Motorcyclist Casualty Severity	Crash Casualties	Crash Costs
Fatal	0	\$0
Serious Injury	5	\$1,630,885
Moderate Injury	4	\$335,180
Minor Injury	5	\$362,635
Property Damage Only	2	\$16,964
Total	16	\$2,345,664
Average cost motorcyclist casualty	\$146,604	

Crash Casualties



Crash Costs



Costs of Motorcycle Traffic Crashes in Roscommon County (2010 Dollars)						
	Fatal	Serious Injury	Moderate Injury	Minor Injury	Property Damage Only	Total
Medical Care	\$0	\$312,395	\$61,548	\$51,265	\$2,140	\$427,348
Future Earnings (Lost Wages)	\$0	\$510,555	\$100,888	\$125,475	\$4,732	\$741,650
Public Services	\$0	\$2,010	\$728	\$870	\$96	\$3,704
Property Damage and Loss	\$0	\$34,455	\$22,440	\$27,390	\$5,410	\$89,695
Subtotal (Monetary Costs)	\$0	\$859,415	\$185,604	\$205,000	\$12,378	\$1,262,397
Quality of Life	\$0	\$771,470	\$149,576	\$157,635	\$4,586	\$1,083,267
Total (Comprehensive Costs)	\$0	\$1,630,885	\$335,180	\$362,635	\$16,964	\$2,345,664

Saginaw County

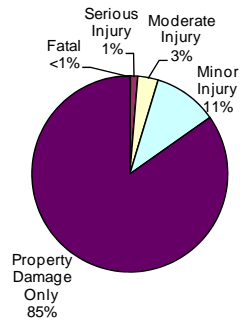
Traffic Crash Casualty Severity	Traffic Crash Casualties	Traffic Crash Costs
Fatal	9	\$32,507,622
Serious Injury	111	\$25,490,706
Moderate Injury	312	\$21,350,472
Minor Injury	977	\$38,992,070
Property Damage Only	7838	\$28,922,220
Total	9247	\$147,263,090
Average cost of traffic crash casualty	\$15,925	

Index Crime Category	Number of Index Crimes	Index Crime Costs
Murder	12	\$51,445,872
Rape	94	\$17,889,610
Aggravated Assault	1084	\$14,960,284
Robbery	329	\$6,379,639
Larceny	3468	\$5,406,612
Burglary	2481	\$9,224,358
Motor Vehicle Theft	310	\$2,444,040
Total	7778	\$107,750,415
Average cost of index crime	\$13,853	

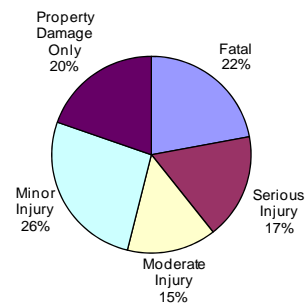
	Fatal	Serious Injury	Moderate Injury	Minor Injury	Property Damage Only	Total
Medical Care	\$360,459	\$4,958,703	\$4,084,704	\$6,690,496	\$2,758,976	\$18,853,338
Future Earnings (Lost Wages)	\$10,978,416	\$7,707,729	\$5,955,144	\$11,293,143	\$8,104,492	\$44,038,924
Public Services	\$7,731	\$32,412	\$42,744	\$95,746	\$211,626	\$390,259
Property Damage and Loss	\$130,095	\$703,962	\$1,573,728	\$4,412,132	\$13,003,242	\$19,823,159
Subtotal (Monetary Costs)	\$11,476,701	\$13,402,806	\$11,656,320	\$22,491,517	\$24,078,336	\$83,105,680
Quality of Life	\$21,030,921	\$12,087,900	\$9,694,152	\$16,500,553	\$4,843,884	\$64,157,410
Total (Comprehensive Costs)	\$32,507,622	\$25,490,706	\$21,350,472	\$38,992,070	\$28,922,220	\$147,263,090

	Murder	Rape	Aggravated Assault	Robbery	Larceny	Burglary	Motor Vehicle Theft	Total
Medical Care	\$537,996	\$504,968	\$938,744	\$869,218	\$0	\$0	\$0	\$2,850,926
Future Earnings (Lost Wages)	\$18,342,180	\$862,732	\$1,867,732	\$819,539	\$86,700	\$79,392	\$28,830	\$22,087,105
Public Services	\$33,912	\$69,842	\$341,460	\$142,128	\$1,734,000	\$1,086,678	\$96,410	\$3,504,430
Property Damage and Loss	\$20,796	\$14,100	\$82,384	\$415,527	\$3,585,912	\$7,028,673	\$2,201,930	\$13,349,322
Subtotal (Monetary Costs)	\$18,934,884	\$1,451,642	\$3,230,320	\$2,246,412	\$5,406,612	\$8,194,743	\$2,327,170	\$41,791,783
Quality of Life	\$32,510,988	\$16,437,968	\$11,729,964	\$4,133,227	\$0	\$1,029,615	\$116,870	\$65,958,632
Total (Comprehensive Costs)	\$51,445,872	\$17,889,610	\$14,960,284	\$6,379,639	\$5,406,612	\$9,224,358	\$2,444,040	\$107,750,415

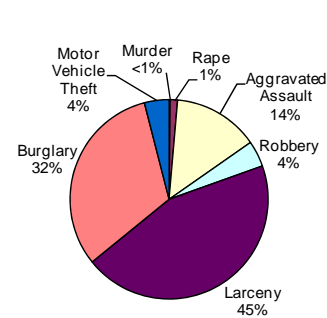
Traffic Crash Casualties



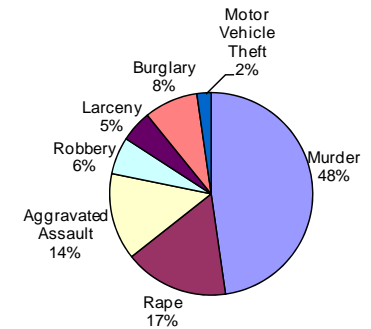
Traffic Crash Costs



Index Crimes



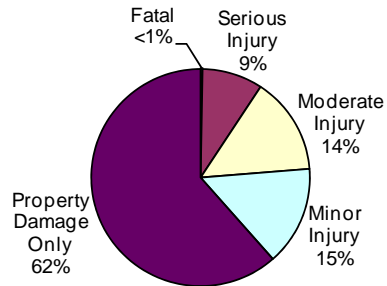
Index Crime Costs



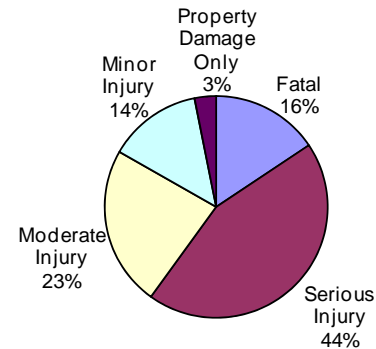
Saginaw County Alcohol-Involved Crashes

Traffic Crash Casualty Severity	Traffic Crash Casualties	Traffic Crash Costs
Fatal	1	\$3,611,958
Serious Injury	30	\$10,224,030
Moderate Injury	48	\$5,347,968
Minor Injury	49	\$3,142,860
Property Damage Only	205	\$724,880
Total	333	\$23,051,696
Average cost of traffic crash casualty	\$69,224	

Traffic Crash Casualties



Traffic Crash Costs

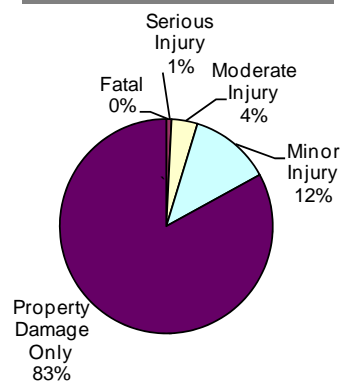


Costs of Alcohol-Involved Traffic Crashes in Saginaw County (2010 Dollars)						
	Fatal	Serious Injury	Moderate Injury	Minor Injury	Property Damage Only	Total
Medical Care	\$40,051	\$2,062,320	\$1,230,384	\$458,934	\$62,935	\$3,854,624
Future Earnings (Lost Wages)	\$1,219,824	\$3,012,600	\$1,413,264	\$797,083	\$199,875	\$6,642,646
Public Services	\$859	\$11,430	\$8,544	\$5,194	\$5,535	\$31,562
Property Damage and Loss	\$14,455	\$208,020	\$266,784	\$207,074	\$315,495	\$1,011,828
Subtotal (Monetary Costs)	\$1,275,189	\$5,294,370	\$2,918,976	\$1,468,285	\$583,840	\$11,540,660
Quality of Life	\$2,336,769	\$4,929,660	\$2,428,992	\$1,674,575	\$141,040	\$11,511,036
Total (Comprehensive Costs)	\$3,611,958	\$10,224,030	\$5,347,968	\$3,142,860	\$724,880	\$23,051,696

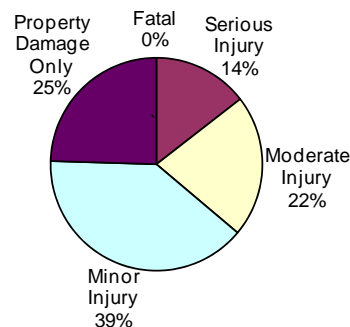
Saginaw County Teen-Involved Crashes

Traffic Crash Casualty Severity	Traffic Crash Casualties	Traffic Crash Costs
Fatal	0	\$0
Serious Injury	15	\$3,444,690
Moderate Injury	75	\$5,132,325
Minor Injury	234	\$9,338,940
Property Damage Only	1578	\$5,822,820
Total	1902	\$23,738,775
Average cost of traffic crash casualty	\$12,481	

Traffic Crash Casualties



Traffic Crash Costs



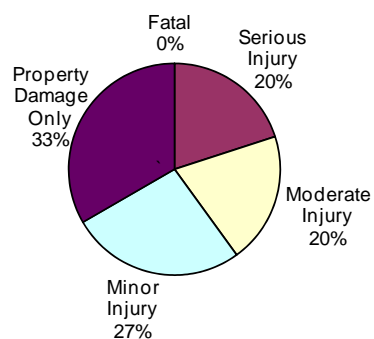
Costs of Teen Driver Traffic Crashes in Saginaw County (2010 Dollars)

	Fatal	Serious Injury	Moderate Injury	Minor Injury	Property Damage Only	Total
Medical Care	\$0	\$670,095	\$981,900	\$1,602,432	\$555,456	\$3,809,883
Future Earnings (Lost Wages)	\$0	\$1,041,585	\$1,431,525	\$2,704,806	\$1,631,652	\$6,809,568
Public Services	\$0	\$4,380	\$10,275	\$22,932	\$42,606	\$80,193
Property Damage and Loss	\$0	\$95,130	\$378,300	\$1,056,744	\$2,617,902	\$4,148,076
Subtotal (Monetary Costs)	\$0	\$1,811,190	\$2,802,000	\$5,386,914	\$4,847,616	\$14,847,720
Quality of Life	\$0	\$1,633,500	\$2,330,325	\$3,952,026	\$975,204	\$8,891,055
Total (Comprehensive Costs)	\$0	\$3,444,690	\$5,132,325	\$9,338,940	\$5,822,820	\$23,738,775

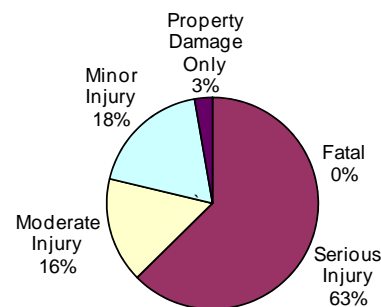
Saginaw County Motorcycle-Involved Crashes

Motorcyclist Casualty Severity	Crash Casualties	Crash Costs
Fatal	0	\$0
Serious Injury	12	\$3,914,124
Moderate Injury	12	\$1,005,540
Minor Injury	16	\$1,160,432
Property Damage Only	20	\$169,640
Total	60	\$6,249,736
Average cost of motorcyclist casualty	\$104,162	

Crash Casualties



Crash Costs



Costs of Motorcycle Traffic Crashes in Saginaw County (2010 Dollars)						
	Fatal	Serious Injury	Moderate Injury	Minor Injury	Property Damage Only	Total
Medical Care	\$0	\$749,748	\$184,644	\$164,048	\$21,400	\$1,119,840
Future Earnings (Lost Wages)	\$0	\$1,225,332	\$302,664	\$401,520	\$47,320	\$1,976,836
Public Services	\$0	\$4,824	\$2,184	\$2,784	\$960	\$10,752
Property Damage and Loss	\$0	\$82,692	\$67,320	\$87,648	\$54,100	\$291,760
Subtotal (Monetary Costs)	\$0	\$2,062,596	\$556,812	\$656,000	\$123,780	\$3,399,188
Quality of Life	\$0	\$1,851,528	\$448,728	\$504,432	\$45,860	\$2,850,548
Total (Comprehensive Costs)	\$0	\$3,914,124	\$1,005,540	\$1,160,432	\$169,640	\$6,249,736

St. Clair County

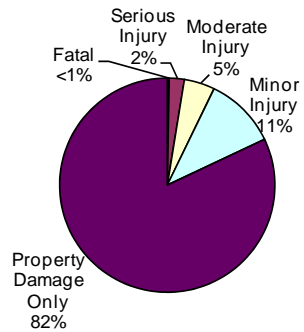
Traffic Crash Casualty Severity	Traffic Crash Casualties	Traffic Crash Costs
Fatal	16	\$57,791,328
Serious Injury	131	\$30,083,626
Moderate Injury	264	\$18,065,784
Minor Injury	620	\$24,744,200
Property Damage Only	4710	\$17,379,900
Total	5741	\$148,064,838
Average cost of traffic crash casualty	\$25,791	

Index Crime Category	Number of Index Crimes	Index Crime Costs
Murder	4	\$17,148,624
Rape	76	\$14,463,940
Aggravated Assault	282	\$3,891,882
Robbery	67	\$1,299,197
Larceny	2835	\$4,419,765
Burglary	964	\$3,584,152
Motor Vehicle Theft	233	\$1,836,972
Total	4461	\$46,644,532
Average cost of index crime	\$10,456	

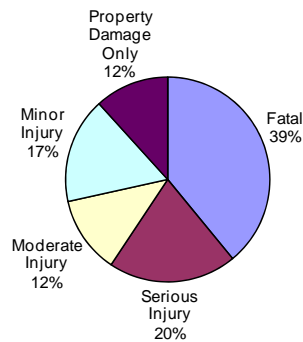
	Fatal	Serious Injury	Moderate Injury	Minor Injury	Property Damage Only	Total
Medical Care	\$640,816	\$5,852,163	\$3,456,288	\$4,245,760	\$1,657,920	\$15,852,947
Future Earnings (Lost Wages)	\$19,517,184	\$9,096,509	\$5,038,968	\$7,166,580	\$4,870,140	\$45,689,381
Public Services	\$13,744	\$38,252	\$36,168	\$60,760	\$127,170	\$276,094
Property Damage and Loss	\$231,280	\$830,802	\$1,331,616	\$2,799,920	\$7,813,890	\$13,007,508
Subtotal (Monetary Costs)	\$20,403,024	\$15,817,726	\$9,863,040	\$14,273,020	\$14,469,120	\$74,825,930
Quality of Life	\$37,388,304	\$14,265,900	\$8,202,744	\$10,471,180	\$2,910,780	\$73,238,908
Total (Comprehensive Costs)	\$57,791,328	\$30,083,626	\$18,065,784	\$24,744,200	\$17,379,900	\$148,064,838

	Murder	Rape	Aggravated Assault	Robbery	Larceny	Burglary	Motor Vehicle Theft	Total
Medical Care	\$179,332	\$408,272	\$244,212	\$177,014	\$0	\$0	\$0	\$1,008,830
Future Earnings (Lost Wages)	\$6,114,060	\$697,528	\$485,886	\$166,897	\$70,875	\$30,848	\$21,669	\$7,587,763
Public Services	\$11,304	\$56,468	\$88,830	\$28,944	\$1,417,500	\$422,232	\$72,463	\$2,097,741
Property Damage and Loss	\$6,932	\$11,400	\$21,432	\$84,621	\$2,931,390	\$2,731,012	\$1,654,999	\$7,441,786
Subtotal (Monetary Costs)	\$6,311,628	\$1,173,668	\$840,360	\$457,476	\$4,419,765	\$3,184,092	\$1,749,131	\$18,136,120
Quality of Life	\$10,836,996	\$13,290,272	\$3,051,522	\$841,721	\$0	\$400,060	\$87,841	\$28,508,412
Total (Comprehensive Costs)	\$17,148,624	\$14,463,940	\$3,891,882	\$1,299,197	\$4,419,765	\$3,584,152	\$1,836,972	\$46,644,532

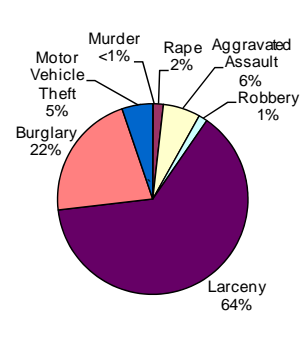
Traffic Crash Casualties



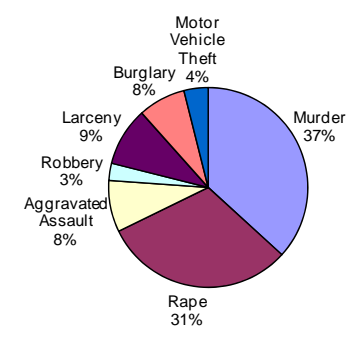
Traffic Crash Costs



Index Crimes



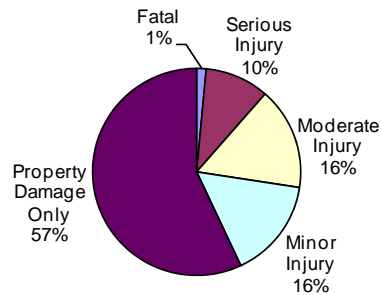
Index Crime Costs



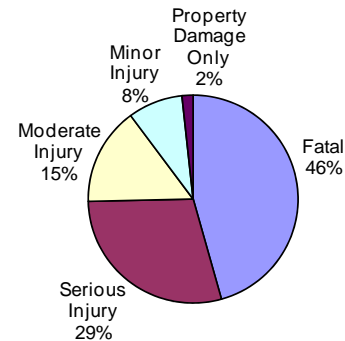
St. Clair County Alcohol-Involved Crashes

Traffic Crash Casualty Severity	Traffic Crash Casualties	Traffic Crash Costs
Fatal	4	\$14,447,832
Serious Injury	27	\$9,201,627
Moderate Injury	43	\$4,790,888
Minor Injury	42	\$2,693,880
Property Damage Only	154	\$544,544
Total	270	\$31,678,771
Average cost of traffic crash casualty	\$117,329	

Traffic Crash Casualties



Traffic Crash Costs

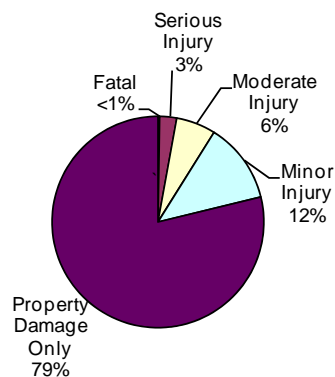


Costs of Alcohol-Involved Traffic Crashes in St. Clair County (2010 Dollars)						
	Fatal	Serious Injury	Moderate Injury	Minor Injury	Property Damage Only	Total
Medical Care	\$160,204	\$1,856,088	\$1,102,219	\$393,372	\$47,278	\$3,559,161
Future Earnings (Lost Wages)	\$4,879,296	\$2,711,340	\$1,266,049	\$683,214	\$150,150	\$9,690,049
Public Services	\$3,436	\$10,287	\$7,654	\$4,452	\$4,158	\$29,987
Property Damage and Loss	\$57,820	\$187,218	\$238,994	\$177,492	\$237,006	\$898,530
Subtotal (Monetary Costs)	\$5,100,756	\$4,764,933	\$2,614,916	\$1,258,530	\$438,592	\$14,177,727
Quality of Life	\$9,347,076	\$4,436,694	\$2,175,972	\$1,435,350	\$105,952	\$17,501,044
Total (Comprehensive Costs)	\$14,447,832	\$9,201,627	\$4,790,888	\$2,693,880	\$544,544	\$31,678,771

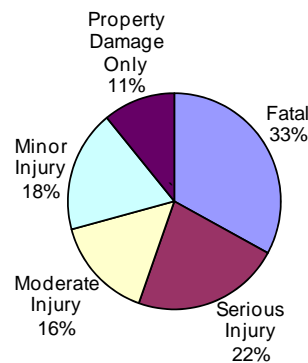
St. Clair County Teen-Involved Crashes

Traffic Crash Casualty Severity	Traffic Crash Casualties	Traffic Crash Costs
Fatal	3	\$10,835,874
Serious Injury	32	\$7,348,672
Moderate Injury	74	\$5,063,894
Minor Injury	151	\$6,026,410
Property Damage Only	967	\$3,568,230
Total	1227	\$32,843,080
Average cost of traffic crash casualty	\$26,767	

Traffic Crash Casualties



Traffic Crash Costs



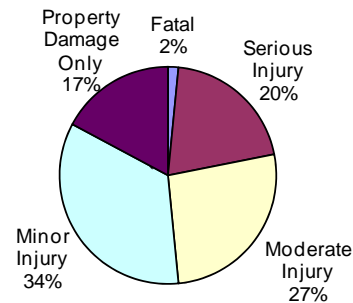
Costs of Teen Driver Traffic Crashes in St. Clair County (2010 Dollars)

	Fatal	Serious Injury	Moderate Injury	Minor Injury	Property Damage Only	Total
Medical Care	\$120,153	\$1,429,536	\$968,808	\$1,034,048	\$340,384	\$3,892,929
Future Earnings (Lost Wages)	\$3,659,472	\$2,222,048	\$1,412,438	\$1,745,409	\$999,878	\$10,039,245
Public Services	\$2,577	\$9,344	\$10,138	\$14,798	\$26,109	\$62,966
Property Damage and Loss	\$43,365	\$202,944	\$373,256	\$681,916	\$1,604,253	\$2,905,734
Subtotal (Monetary Costs)	\$3,825,567	\$3,863,872	\$2,764,640	\$3,476,171	\$2,970,624	\$16,900,874
Quality of Life	\$7,010,307	\$3,484,800	\$2,299,254	\$2,550,239	\$597,606	\$15,942,206
Total (Comprehensive Costs)	\$10,835,874	\$7,348,672	\$5,063,894	\$6,026,410	\$3,568,230	\$32,843,080

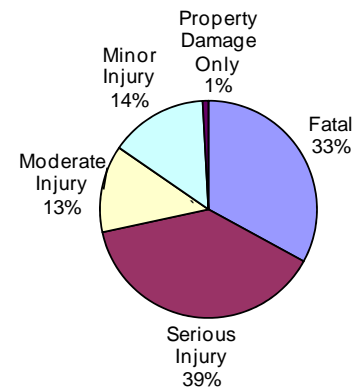
St. Clair County Motorcycle-Involved Crashes

Motorcyclist Casualty Severity	Crash Casualties	Crash Costs
Fatal	1	\$3,613,578
Serious Injury	13	\$4,240,301
Moderate Injury	17	\$1,424,515
Minor Injury	22	\$1,595,594
Property Damage Only	11	\$93,302
Total	64	\$10,967,290
Average cost of motorcyclist casualty		\$171,364

Crash Casualties



Crash Costs



Costs of Motorcycle Traffic Crashes in St. Clair County (2010 Dollars)						
	Fatal	Serious Injury	Moderate Injury	Minor Injury	Property Damage Only	Total
Medical Care	\$40,110	\$812,227	\$261,579	\$225,566	\$11,770	\$1,351,252
Future Earnings (Lost Wages)	\$1,220,446	\$1,327,443	\$428,774	\$552,090	\$26,026	\$3,554,779
Public Services	\$859	\$5,226	\$3,094	\$3,828	\$528	\$13,535
Property Damage and Loss	\$15,394	\$89,583	\$95,370	\$120,516	\$29,755	\$350,618
Subtotal (Monetary Costs)	\$1,276,809	\$2,234,479	\$788,817	\$902,000	\$68,079	\$5,270,184
Quality of Life	\$2,336,769	\$2,005,822	\$635,698	\$693,594	\$25,223	\$5,697,106
Total (Comprehensive Costs)	\$3,613,578	\$4,240,301	\$1,424,515	\$1,595,594	\$93,302	\$10,967,290

St. Joseph County

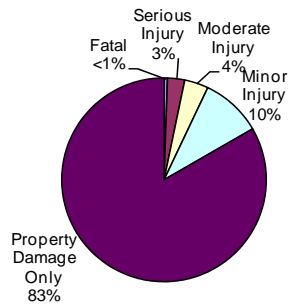
Traffic Crash Casualty Severity	Traffic Crash Casualties	Traffic Crash Costs
Fatal	13	\$46,955,454
Serious Injury	66	\$15,156,636
Moderate Injury	92	\$6,295,652
Minor Injury	234	\$9,338,940
Property Damage Only	2026	\$7,475,940
Total	2431	\$85,222,622
Average cost of traffic crash casualty	\$35,057	

Index Crime Category	Number of Index Crimes	Index Crime Costs
Murder	0	\$0
Rape	39	\$7,422,285
Aggravated Assault	103	\$1,421,503
Robbery	9	\$174,519
Larceny	914	\$1,424,926
Burglary	342	\$1,271,556
Motor Vehicle Theft	89	\$701,676
Total	1496	\$12,416,465
Average cost of index crime	\$8,300	

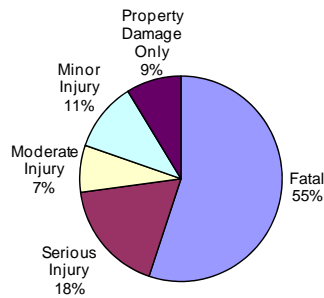
	Fatal	Serious Injury	Moderate Injury	Minor Injury	Property Damage Only	Total
Medical Care	\$520,663	\$2,948,418	\$1,204,464	\$1,602,432	\$713,152	\$6,989,129
Future Earnings (Lost Wages)	\$15,857,712	\$4,582,974	\$1,756,004	\$2,704,806	\$2,094,884	\$26,996,380
Public Services	\$11,167	\$19,272	\$12,604	\$22,932	\$54,702	\$120,677
Property Damage and Loss	\$187,915	\$418,572	\$464,048	\$1,056,744	\$3,361,134	\$5,488,413
Subtotal (Monetary Costs)	\$16,577,457	\$7,969,236	\$3,437,120	\$5,386,914	\$6,223,872	\$39,594,599
Quality of Life	\$30,377,997	\$7,187,400	\$2,858,532	\$3,952,026	\$1,252,068	\$45,628,023
Total (Comprehensive Costs)	\$46,955,454	\$15,156,636	\$6,295,652	\$9,338,940	\$7,475,940	\$85,222,622

	Murder	Rape	Aggravated Assault	Robbery	Larceny	Burglary	Motor Vehicle Theft	Total
Medical Care	\$0	\$209,508	\$89,198	\$23,778	\$0	\$0	\$0	\$322,484
Future Earnings (Lost Wages)	\$0	\$357,942	\$177,469	\$22,419	\$22,850	\$10,944	\$8,277	\$599,901
Public Services	\$0	\$28,977	\$32,445	\$3,888	\$457,000	\$149,796	\$27,679	\$699,785
Property Damage and Loss	\$0	\$5,850	\$7,828	\$11,367	\$945,076	\$968,886	\$632,167	\$2,571,174
Subtotal (Monetary Costs)	\$0	\$602,277	\$306,940	\$61,452	\$1,424,926	\$1,129,626	\$668,123	\$4,193,344
Quality of Life	\$0	\$6,820,008	\$1,114,563	\$113,067	\$0	\$141,930	\$33,553	\$8,223,121
Total (Comprehensive Costs)	\$0	\$7,422,285	\$1,421,503	\$174,519	\$1,424,926	\$1,271,556	\$701,676	\$12,416,465

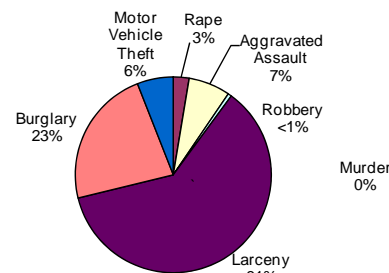
Traffic Crash Casualties



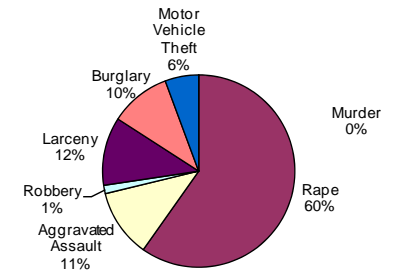
Traffic Crash Costs



Index Crimes



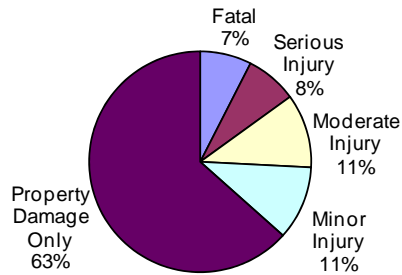
Index Crime Costs



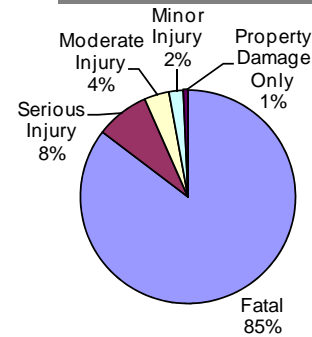
St. Joseph County Alcohol-Involved Crashes

Traffic Crash Casualty Severity	Traffic Crash Casualties	Traffic Crash Costs
Fatal	7	\$25,283,706
Serious Injury	7	\$2,385,607
Moderate Injury	10	\$1,114,160
Minor Injury	10	\$641,400
Property Damage Only	59	\$208,624
Total	93	\$29,633,497
Average cost of traffic crash casualty	\$318,640	

Traffic Crash Casualties



Traffic Crash Costs

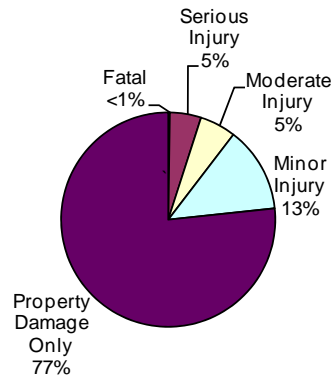


Costs of Alcohol-Involved Traffic Crashes in St. Joseph County (2010 Dollars)						
	Fatal	Serious Injury	Moderate Injury	Minor Injury	Property Damage Only	Total
Medical Care	\$280,357	\$481,208	\$256,330	\$93,660	\$18,113	\$1,129,668
Future Earnings (Lost Wages)	\$8,538,768	\$702,940	\$294,430	\$162,670	\$57,525	\$9,756,333
Public Services	\$6,013	\$2,667	\$1,780	\$1,060	\$1,593	\$13,113
Property Damage and Loss	\$101,185	\$48,538	\$55,580	\$42,260	\$90,801	\$338,364
Subtotal (Monetary Costs)	\$8,926,323	\$1,235,353	\$608,120	\$299,650	\$168,032	\$11,237,478
Quality of Life	\$16,357,383	\$1,150,254	\$506,040	\$341,750	\$40,592	\$18,396,019
Total (Comprehensive Costs)	\$25,283,706	\$2,385,607	\$1,114,160	\$641,400	\$208,624	\$29,633,497

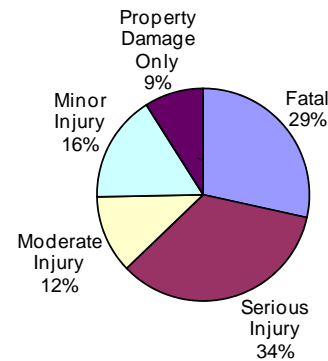
St. Joseph County Teen-Involved Crashes

Traffic Crash Casualty Severity	Traffic Crash Casualties	Traffic Crash Costs
Fatal	1	\$3,611,958
Serious Injury	19	\$4,363,274
Moderate Injury	22	\$1,505,482
Minor Injury	52	\$2,075,320
Property Damage Only	309	\$1,140,210
Total	403	\$12,696,244
Average cost of traffic crash casualty	\$31,504	

Traffic Crash Casualties



Traffic Crash Costs

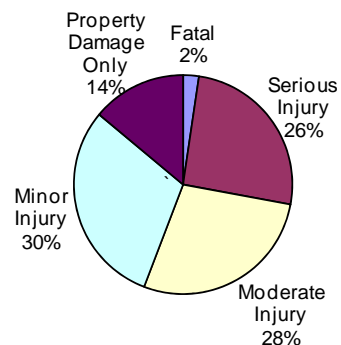


Costs of Teen Driver Traffic Crashes in St. Joseph County (2010 Dollars)						
	Fatal	Serious Injury	Moderate Injury	Minor Injury	Property Damage Only	Total
Medical Care	\$40,051	\$848,787	\$288,024	\$356,096	\$108,768	\$1,641,726
Future Earnings (Lost Wages)	\$1,219,824	\$1,319,341	\$419,914	\$601,068	\$319,506	\$3,879,653
Public Services	\$859	\$5,548	\$3,014	\$5,096	\$8,343	\$22,860
Property Damage and Loss	\$14,455	\$120,498	\$110,968	\$234,832	\$512,631	\$993,384
Subtotal (Monetary Costs)	\$1,275,189	\$2,294,174	\$821,920	\$1,197,092	\$949,248	\$6,537,623
Quality of Life	\$2,336,769	\$2,069,100	\$683,562	\$878,228	\$190,962	\$6,158,621
Total (Comprehensive Costs)	\$3,611,958	\$4,363,274	\$1,505,482	\$2,075,320	\$1,140,210	\$12,696,244

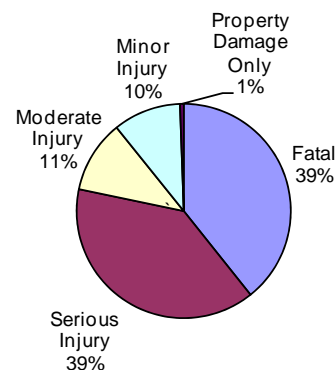
St. Joseph County Motorcycle-Involved Crashes

Motorcyclist Casualty Severity	Crash Casualties	Crash Costs
Fatal	1	\$3,613,578
Serious Injury	11	\$3,587,947
Moderate Injury	12	\$1,005,540
Minor Injury	13	\$942,851
Property Damage Only	6	\$50,892
Total	43	\$9,200,808
Average cost of motorcyclist casualty	\$213,972	

Crash Casualties



Crash Costs



Costs of Motorcycle Traffic Crashes in St. Joseph County (2010 Dollars)						
	Fatal	Serious Injury	Moderate Injury	Minor Injury	Property Damage Only	Total
Medical Care	\$40,110	\$687,269	\$184,644	\$133,289	\$6,420	\$1,051,732
Future Earnings (Lost Wages)	\$1,220,446	\$1,123,221	\$302,664	\$326,235	\$14,196	\$2,986,762
Public Services	\$859	\$4,422	\$2,184	\$2,262	\$288	\$10,015
Property Damage and Loss	\$15,394	\$75,801	\$67,320	\$71,214	\$16,230	\$245,959
Subtotal (Monetary Costs)	\$1,276,809	\$1,890,713	\$556,812	\$533,000	\$37,134	\$4,294,468
Quality of Life	\$2,336,769	\$1,697,234	\$448,728	\$409,851	\$13,758	\$4,906,340
Total (Comprehensive Costs)	\$3,613,578	\$3,587,947	\$1,005,540	\$942,851	\$50,892	\$9,200,808

Sanilac County

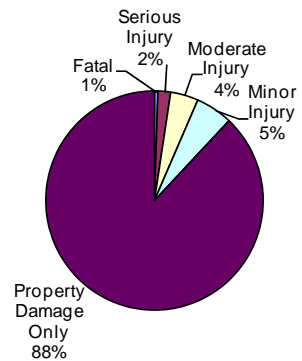
Traffic Crash Casualty Severity	Traffic Crash Casualties	Traffic Crash Costs
Fatal	10	\$36,119,580
Serious Injury	37	\$8,496,902
Moderate Injury	81	\$5,542,911
Minor Injury	108	\$4,310,280
Property Damage Only	1725	\$6,365,250
Total	1961	\$60,834,923
Average cost of traffic crash casualty	\$31,022	

Index Crime Category	Number of Index Crimes	Index Crime Costs
Murder	1	\$4,287,156
Rape	26	\$4,948,190
Aggravated Assault	58	\$800,458
Robbery	2	\$38,782
Larceny	437	\$681,283
Burglary	175	\$650,650
Motor Vehicle Theft	29	\$228,636
Total	728	\$11,635,155
Average cost of index crime	\$15,982	

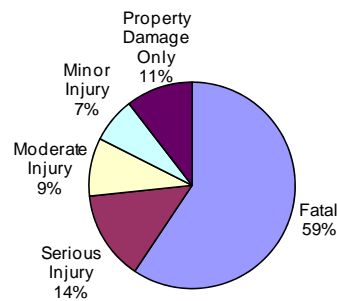
	Fatal	Serious Injury	Moderate Injury	Minor Injury	Property Damage Only	Total
Medical Care	\$400,510	\$1,652,901	\$1,060,452	\$739,584	\$607,200	\$4,460,647
Future Earnings (Lost Wages)	\$12,198,240	\$2,569,243	\$1,546,047	\$1,248,372	\$1,783,650	\$19,345,552
Public Services	\$8,590	\$10,804	\$11,097	\$10,584	\$46,575	\$87,650
Property Damage and Loss	\$144,550	\$234,654	\$408,564	\$487,728	\$2,861,775	\$4,137,271
Subtotal (Monetary Costs)	\$12,751,890	\$4,467,602	\$3,026,160	\$2,486,268	\$5,299,200	\$28,031,120
Quality of Life	\$23,367,690	\$4,029,300	\$2,516,751	\$1,824,012	\$1,066,050	\$32,803,803
Total (Comprehensive Costs)	\$36,119,580	\$8,496,902	\$5,542,911	\$4,310,280	\$6,365,250	\$60,834,923

	Murder	Rape	Aggravated Assault	Robbery	Larceny	Burglary	Motor Vehicle Theft	Total
Medical Care	\$44,833	\$139,672	\$50,228	\$5,284	\$0	\$0	\$0	\$240,017
Future Earnings (Lost Wages)	\$1,528,515	\$238,628	\$99,934	\$4,982	\$10,925	\$5,600	\$2,697	\$1,891,281
Public Services	\$2,826	\$19,318	\$18,270	\$864	\$218,500	\$76,650	\$9,019	\$345,447
Property Damage and Loss	\$1,733	\$3,900	\$4,408	\$2,526	\$451,858	\$495,775	\$205,987	\$1,166,187
Subtotal (Monetary Costs)	\$1,577,907	\$401,518	\$172,840	\$13,656	\$681,283	\$578,025	\$217,703	\$3,642,932
Quality of Life	\$2,709,249	\$4,546,672	\$627,618	\$25,126	\$0	\$72,625	\$10,933	\$7,992,223
Total (Comprehensive Costs)	\$4,287,156	\$4,948,190	\$800,458	\$38,782	\$681,283	\$650,650	\$228,636	\$11,635,155

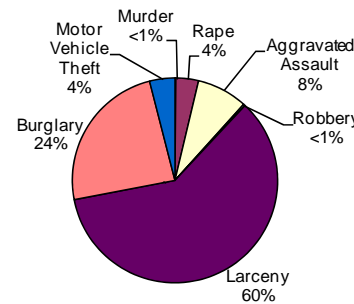
Traffic Crash Casualties



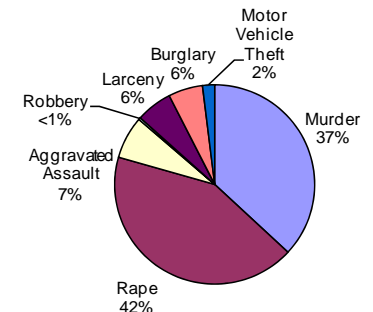
Traffic Crash Costs



Index Crimes



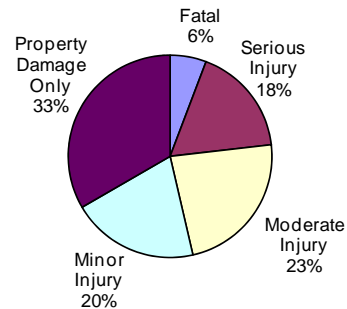
Index Crime Costs



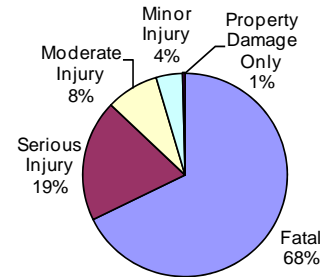
Sanilac County Alcohol-Involved Crashes

Traffic Crash Casualty Severity	Traffic Crash Casualties	Traffic Crash Costs
Fatal	4	\$14,447,832
Serious Injury	12	\$4,089,612
Moderate Injury	16	\$1,782,656
Minor Injury	14	\$897,960
Property Damage Only	23	\$81,328
Total	69	\$21,299,388
Average cost of traffic crash casualty	\$308,687	

Traffic Crash Casualties



Traffic Crash Costs

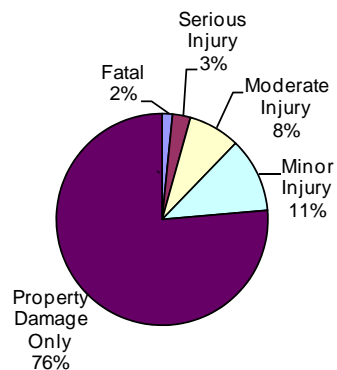


Costs of Alcohol-Involved Traffic Crashes in Sanilac County (2010 Dollars)						
	Fatal	Serious Injury	Moderate Injury	Minor Injury	Property Damage Only	Total
Medical Care	\$160,204	\$824,928	\$410,128	\$131,124	\$7,061	\$1,533,445
Future Earnings (Lost Wages)	\$4,879,296	\$1,205,040	\$471,088	\$227,738	\$22,425	\$6,805,587
Public Services	\$3,436	\$4,572	\$2,848	\$1,484	\$621	\$12,961
Property Damage and Loss	\$57,820	\$83,208	\$88,928	\$59,164	\$35,397	\$324,517
Subtotal (Monetary Costs)	\$5,100,756	\$2,117,748	\$972,992	\$419,510	\$65,504	\$8,676,510
Quality of Life	\$9,347,076	\$1,971,864	\$809,664	\$478,450	\$15,824	\$12,622,878
Total (Comprehensive Costs)	\$14,447,832	\$4,089,612	\$1,782,656	\$897,960	\$81,328	\$21,299,388

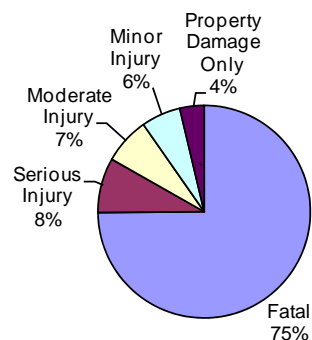
Sanilac County Teen-Involved Crashes

Traffic Crash Casualty Severity	Traffic Crash Casualties	Traffic Crash Costs
Fatal	4	\$14,447,832
Serious Injury	7	\$1,607,522
Moderate Injury	20	\$1,368,620
Minor Injury	29	\$1,157,390
Property Damage Only	194	\$715,860
Total	254	\$19,297,224
Average cost of traffic crash casualty	\$75,973	

Traffic Crash Casualties



Traffic Crash Costs

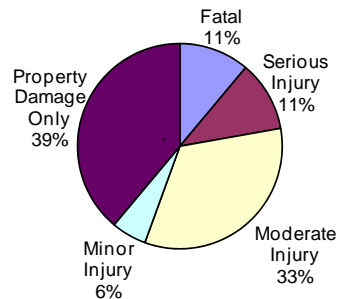


Costs of Teen Driver Traffic Crashes in Sanilac County (2010 Dollars)						
	Fatal	Serious Injury	Moderate Injury	Minor Injury	Property Damage Only	Total
Medical Care	\$160,204	\$312,711	\$261,840	\$198,592	\$68,288	\$1,001,635
Future Earnings (Lost Wages)	\$4,879,296	\$486,073	\$381,740	\$335,211	\$200,596	\$6,282,916
Public Services	\$3,436	\$2,044	\$2,740	\$2,842	\$5,238	\$16,300
Property Damage and Loss	\$57,820	\$44,394	\$100,880	\$130,964	\$321,846	\$655,904
Subtotal (Monetary Costs)	\$5,100,756	\$845,222	\$747,200	\$667,609	\$595,968	\$7,956,755
Quality of Life	\$9,347,076	\$762,300	\$621,420	\$489,781	\$119,892	\$11,340,469
Total (Comprehensive Costs)	\$14,447,832	\$1,607,522	\$1,368,620	\$1,157,390	\$715,860	\$19,297,224

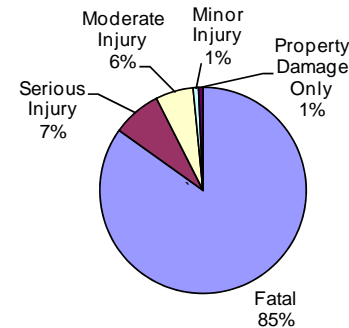
Sanilac County Motorcycle-Involved Crashes

Motorcyclist Casualty Severity	Crash Casualties	Crash Costs
Fatal	2	\$7,227,156
Serious Injury	2	\$652,354
Moderate Injury	6	\$502,770
Minor Injury	1	\$72,527
Property Damage Only	7	\$59,374
Total	18	\$8,514,181
Average cost of motorcyclist casualty	\$473,010	

Crash Casualties



Crash Costs



Costs of Motorcycle Traffic Crashes in Sanilac County (2010 Dollars)						
	Fatal	Serious Injury	Moderate Injury	Minor Injury	Property Damage Only	Total
Medical Care	\$80,220	\$124,958	\$92,322	\$10,253	\$7,490	\$315,243
Future Earnings (Lost Wages)	\$2,440,892	\$204,222	\$151,332	\$25,095	\$16,562	\$2,838,103
Public Services	\$1,718	\$804	\$1,092	\$174	\$336	\$4,124
Property Damage and Loss	\$30,788	\$13,782	\$33,660	\$5,478	\$18,935	\$102,643
Subtotal (Monetary Costs)	\$2,553,618	\$343,766	\$278,406	\$41,000	\$43,323	\$3,260,113
Quality of Life	\$4,673,538	\$308,588	\$224,364	\$31,527	\$16,051	\$5,254,068
Total (Comprehensive Costs)	\$7,227,156	\$652,354	\$502,770	\$72,527	\$59,374	\$8,514,181

Schoolcraft County

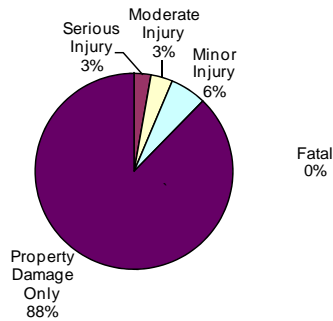
Traffic Crash Casualty Severity	Traffic Crash Casualties	Traffic Crash Costs
Fatal	0	\$0
Serious Injury	14	\$3,215,044
Moderate Injury	18	\$1,231,758
Minor Injury	30	\$1,197,300
Property Damage Only	441	\$1,627,290
Total	503	\$7,271,392
Average cost of traffic crash casualty	\$14,456	

Index Crime Category	Number of Index Crimes	Index Crime Costs
Murder	0	\$0
Rape	16	\$3,045,040
Aggravated Assault	7	\$96,607
Robbery	0	\$0
Larceny	138	\$215,142
Burglary	70	\$260,260
Motor Vehicle Theft	11	\$86,724
Total	242	\$3,703,773
Average cost of index crime	\$15,305	

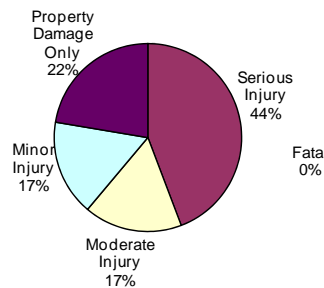
	Fatal	Serious Injury	Moderate Injury	Minor Injury	Property Damage Only	Total
Medical Care	\$0	\$625,422	\$235,656	\$205,440	\$155,232	\$1,221,750
Future Earnings (Lost Wages)	\$0	\$972,146	\$343,566	\$346,770	\$455,994	\$2,118,476
Public Services	\$0	\$4,088	\$2,466	\$2,940	\$11,907	\$21,401
Property Damage and Loss	\$0	\$88,788	\$90,792	\$135,480	\$731,619	\$1,046,679
Subtotal (Monetary Costs)	\$0	\$1,690,444	\$672,480	\$690,630	\$1,354,752	\$4,408,306
Quality of Life	\$0	\$1,524,600	\$559,278	\$506,670	\$272,538	\$2,863,086
Total (Comprehensive Costs)	\$0	\$3,215,044	\$1,231,758	\$1,197,300	\$1,627,290	\$7,271,392

	Murder	Rape	Aggravated Assault	Robbery	Larceny	Burglary	Motor Vehicle Theft	Total
Medical Care	\$0	\$85,952	\$6,062	\$0	\$0	\$0	\$0	\$92,014
Future Earnings (Lost Wages)	\$0	\$146,848	\$12,061	\$0	\$3,450	\$2,240	\$1,023	\$165,622
Public Services	\$0	\$11,888	\$2,205	\$0	\$69,000	\$30,660	\$3,421	\$117,174
Property Damage and Loss	\$0	\$2,400	\$532	\$0	\$142,692	\$198,310	\$78,133	\$422,067
Subtotal (Monetary Costs)	\$0	\$247,088	\$20,860	\$0	\$215,142	\$231,210	\$82,577	\$796,877
Quality of Life	\$0	\$2,797,952	\$75,747	\$0	\$0	\$29,050	\$4,147	\$2,906,896
Total (Comprehensive Costs)	\$0	\$3,045,040	\$96,607	\$0	\$215,142	\$260,260	\$86,724	\$3,703,773

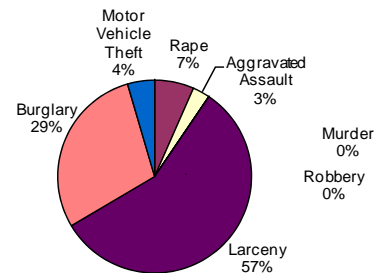
Traffic Crash Casualties



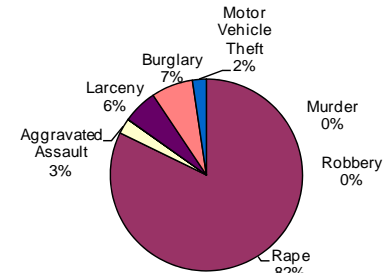
Traffic Crash Costs



Index Crimes



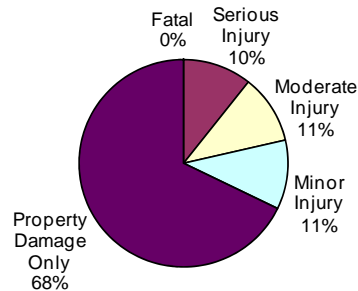
Index Crime Costs



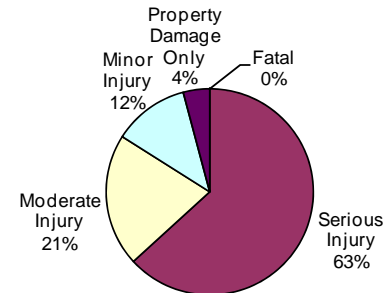
Schoolcraft County Alcohol-Involved Crashes

Traffic Crash Casualty Severity	Traffic Crash Casualties	Traffic Crash Costs
Fatal	0	\$0
Serious Injury	3	\$1,022,403
Moderate Injury	3	\$334,248
Minor Injury	3	\$192,420
Property Damage Only	19	\$67,184
Total	28	\$1,616,255
Average cost of traffic crash casualty	\$57,723	

Traffic Crash Casualties



Traffic Crash Costs

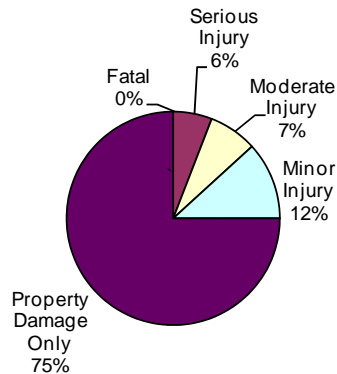


Costs of Alcohol-Involved Traffic Crashes in Schoolcraft County (2010 Dollars)						
	Fatal	Serious Injury	Moderate Injury	Minor Injury	Property Damage Only	Total
Medical Care	\$0	\$206,232	\$76,899	\$28,098	\$5,833	\$317,062
Future Earnings (Lost Wages)	\$0	\$301,260	\$88,329	\$48,801	\$18,525	\$456,915
Public Services	\$0	\$1,143	\$534	\$318	\$513	\$2,508
Property Damage and Loss	\$0	\$20,802	\$16,674	\$12,678	\$29,241	\$79,395
Subtotal (Monetary Costs)	\$0	\$529,437	\$182,436	\$89,895	\$54,112	\$855,880
Quality of Life	\$0	\$492,966	\$151,812	\$102,525	\$13,072	\$760,375
Total (Comprehensive Costs)	\$0	\$1,022,403	\$334,248	\$192,420	\$67,184	\$1,616,255

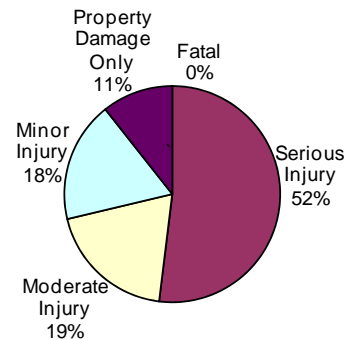
Schoolcraft County Teen-Involved Crashes

Traffic Crash Casualty Severity	Traffic Crash Casualties	Traffic Crash Costs
Fatal	0	\$0
Serious Injury	4	\$918,584
Moderate Injury	5	\$342,155
Minor Injury	8	\$319,280
Property Damage Only	51	\$188,190
Total	68	\$1,768,209
Average cost of traffic crash casualty	\$26,003	

Traffic Crash Casualties



Traffic Crash Costs

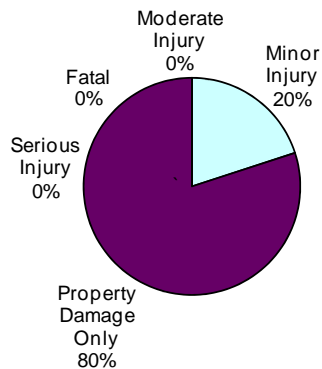


Costs of Teen Driver Traffic Crashes in Schoolcraft County (2010 Dollars)						
	Fatal	Serious Injury	Moderate Injury	Minor Injury	Property Damage Only	Total
Medical Care	\$0	\$178,692	\$65,460	\$54,784	\$17,952	\$316,888
Future Earnings (Lost Wages)	\$0	\$277,756	\$95,435	\$92,472	\$52,734	\$518,397
Public Services	\$0	\$1,168	\$685	\$784	\$1,377	\$4,014
Property Damage and Loss	\$0	\$25,368	\$25,220	\$36,128	\$84,609	\$171,325
Subtotal (Monetary Costs)	\$0	\$482,984	\$186,800	\$184,168	\$156,672	\$1,010,624
Quality of Life	\$0	\$435,600	\$155,355	\$135,112	\$31,518	\$757,585
Total (Comprehensive Costs)	\$0	\$918,584	\$342,155	\$319,280	\$188,190	\$1,768,209

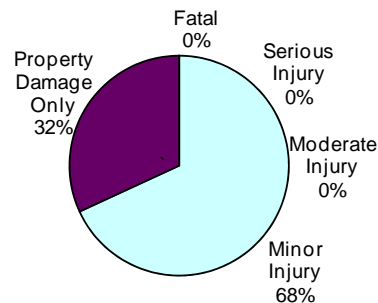
Schoolcraft County Motorcycle-Involved Crashes

Motorcyclist Casualty Severity	Crash Casualties	Crash Costs
Fatal	0	\$0
Serious Injury	0	\$0
Moderate Injury	0	\$0
Minor Injury	1	\$72,527
Property Damage Only	4	\$33,928
Total	5	\$106,455
Average cost of motorcyclist casualty	\$21,291	

Traffic Crash Casualties



Traffic Crash Costs



Costs of Motorcycle Traffic Crashes in Schoolcraft County (2010 Dollars)						
	Fatal	Serious Injury	Moderate Injury	Minor Injury	Property Damage Only	Total
Medical Care	\$0	\$0	\$0	\$10,253	\$4,280	\$14,533
Future Earnings (Lost Wages)	\$0	\$0	\$0	\$25,095	\$9,464	\$34,559
Public Services	\$0	\$0	\$0	\$174	\$192	\$366
Property Damage and Loss	\$0	\$0	\$0	\$5,478	\$10,820	\$16,298
Subtotal (Monetary Costs)	\$0	\$0	\$0	\$41,000	\$24,756	\$65,756
Quality of Life	\$0	\$0	\$0	\$31,527	\$9,172	\$40,699
Total (Comprehensive Costs)	\$0	\$0	\$0	\$72,527	\$33,928	\$106,455

Shiawassee County

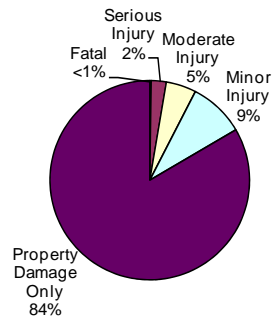
Traffic Crash Casualty Severity	Traffic Crash Casualties	Traffic Crash Costs
Fatal	7	\$25,283,706
Serious Injury	72	\$16,534,512
Moderate Injury	145	\$9,922,495
Minor Injury	267	\$10,655,970
Property Damage Only	2474	\$9,129,060
Total	2965	\$71,525,743
Average cost of traffic crash casualty	\$24,123	

Index Crime Category	Number of Index Crimes	Index Crime Costs
Murder	2	\$8,574,312
Rape	37	\$7,041,655
Aggravated Assault	102	\$1,407,702
Robbery	12	\$232,692
Larceny	1154	\$1,799,086
Burglary	346	\$1,286,428
Motor Vehicle Theft	52	\$409,968
Total	1705	\$20,751,843
Average cost of index crime	\$12,171	

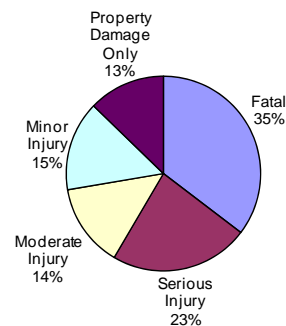
	Fatal	Serious Injury	Moderate Injury	Minor Injury	Property Damage Only	Total
Medical Care	\$280,357	\$3,216,456	\$1,898,340	\$1,828,416	\$870,848	\$8,094,417
Future Earnings (Lost Wages)	\$8,538,768	\$4,999,608	\$2,767,615	\$3,086,253	\$2,558,116	\$21,950,360
Public Services	\$6,013	\$21,024	\$19,865	\$26,166	\$66,798	\$139,866
Property Damage and Loss	\$101,185	\$456,624	\$731,380	\$1,205,772	\$4,104,366	\$6,599,327
Subtotal (Monetary Costs)	\$8,926,323	\$8,693,712	\$5,417,200	\$6,146,607	\$7,600,128	\$36,783,970
Quality of Life	\$16,357,383	\$7,840,800	\$4,505,295	\$4,509,363	\$1,528,932	\$34,741,773
Total (Comprehensive Costs)	\$25,283,706	\$16,534,512	\$9,922,495	\$10,655,970	\$9,129,060	\$71,525,743

	Murder	Rape	Aggravated Assault	Robbery	Larceny	Burglary	Motor Vehicle Theft	Total
Medical Care	\$89,666	\$198,764	\$88,332	\$31,704	\$0	\$0	\$0	\$408,466
Future Earnings (Lost Wages)	\$3,057,030	\$339,586	\$175,746	\$29,892	\$28,850	\$11,072	\$4,836	\$3,647,012
Public Services	\$5,652	\$27,491	\$32,130	\$5,184	\$577,000	\$151,548	\$16,172	\$815,177
Property Damage and Loss	\$3,466	\$5,550	\$7,752	\$15,156	\$1,193,236	\$980,218	\$369,356	\$2,574,734
Subtotal (Monetary Costs)	\$3,155,814	\$571,391	\$303,960	\$81,936	\$1,799,086	\$1,142,838	\$390,364	\$7,445,389
Quality of Life	\$5,418,498	\$6,470,264	\$1,103,742	\$150,756	\$0	\$143,590	\$19,604	\$13,306,454
Total (Comprehensive Costs)	\$8,574,312	\$7,041,655	\$1,407,702	\$232,692	\$1,799,086	\$1,286,428	\$409,968	\$20,751,843

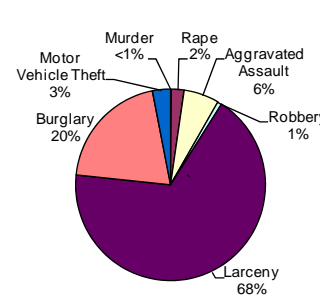
Traffic Crash Casualties



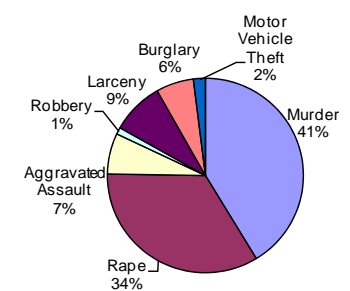
Traffic Crash Costs



Index Crimes



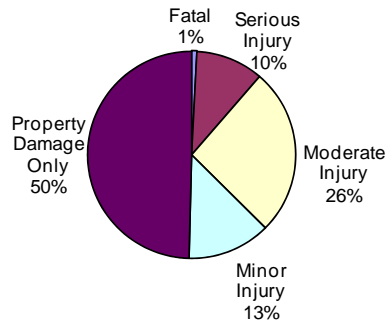
Index Crime Costs



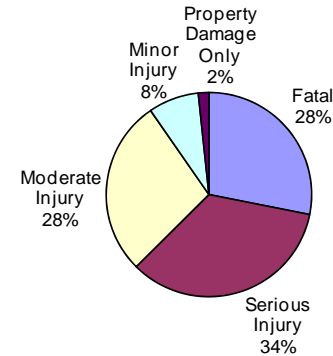
Shiawassee County Alcohol-Involved Crashes

Traffic Crash Casualty Severity	Traffic Crash Casualties	Traffic Crash Costs
Fatal	1	\$3,611,958
Serious Injury	13	\$4,430,413
Moderate Injury	32	\$3,565,312
Minor Injury	16	\$1,026,240
Property Damage Only	61	\$215,696
Total	123	\$12,849,619
Average cost of traffic crash casualty	\$104,468	

Traffic Crash Casualties



Traffic Crash Costs

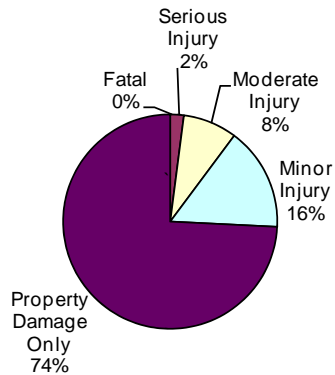


Costs of Alcohol-Involved Traffic Crashes in Shiawassee County (2010 Dollars)						
	Fatal	Serious Injury	Moderate Injury	Minor Injury	Property Damage Only	Total
Medical Care	\$40,051	\$893,672	\$820,256	\$149,856	\$18,727	\$1,922,562
Future Earnings (Lost Wages)	\$1,219,824	\$1,305,460	\$942,176	\$260,272	\$59,475	\$3,787,207
Public Services	\$859	\$4,953	\$5,696	\$1,696	\$1,647	\$14,851
Property Damage and Loss	\$14,455	\$90,142	\$177,856	\$67,616	\$93,879	\$443,948
Subtotal (Monetary Costs)	\$1,275,189	\$2,294,227	\$1,945,984	\$479,440	\$173,728	\$6,168,568
Quality of Life	\$2,336,769	\$2,136,186	\$1,619,328	\$546,800	\$41,968	\$6,681,051
Total (Comprehensive Costs)	\$3,611,958	\$4,430,413	\$3,565,312	\$1,026,240	\$215,696	\$12,849,619

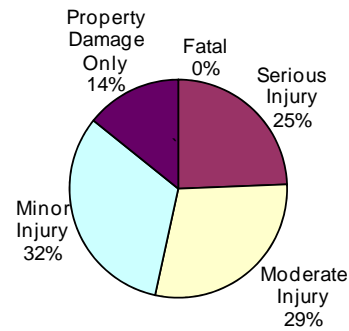
Shiawassee County Teen-Involved Crashes

Traffic Crash Casualty Severity	Traffic Crash Casualties	Traffic Crash Costs
Fatal	0	\$0
Serious Injury	11	\$2,526,106
Moderate Injury	44	\$3,010,964
Minor Injury	84	\$3,352,440
Property Damage Only	400	\$1,476,000
Total	539	\$10,365,510
Average cost of traffic crash casualty	\$19,231	

Traffic Crash Casualties



Traffic Crash Costs

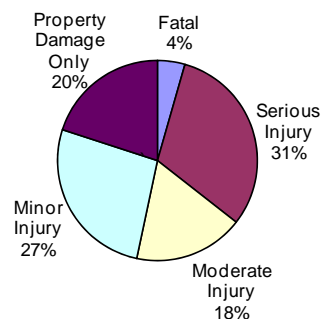


Costs of Teen Driver Traffic Crashes in Shiawassee County (2010 Dollars)						
	Fatal	Serious Injury	Moderate Injury	Minor Injury	Property Damage Only	Total
Medical Care	\$0	\$491,403	\$576,048	\$575,232	\$140,800	\$1,783,483
Future Earnings (Lost Wages)	\$0	\$763,829	\$839,828	\$970,956	\$413,600	\$2,988,213
Public Services	\$0	\$3,212	\$6,028	\$8,232	\$10,800	\$28,272
Property Damage and Loss	\$0	\$69,762	\$221,936	\$379,344	\$663,600	\$1,334,642
Subtotal (Monetary Costs)	\$0	\$1,328,206	\$1,643,840	\$1,933,764	\$1,228,800	\$6,134,610
Quality of Life	\$0	\$1,197,900	\$1,367,124	\$1,418,676	\$247,200	\$4,230,900
Total (Comprehensive Costs)	\$0	\$2,526,106	\$3,010,964	\$3,352,440	\$1,476,000	\$10,365,510

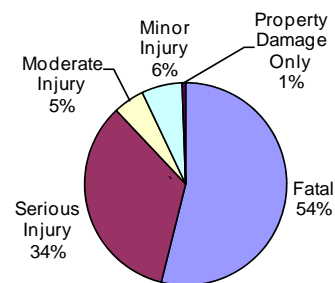
Shiawassee County Motorcycle-Involved Crashes

Motorcyclist Casualty Severity	Crash Casualties	Crash Costs
Fatal	2	\$7,227,156
Serious Injury	14	\$4,566,478
Moderate Injury	8	\$670,360
Minor Injury	12	\$870,324
Property Damage Only	9	\$76,338
Total	45	\$13,410,656
Average cost of motorcyclist casualty	\$298,015	

Crash Casualties



Crash Costs



Costs of Motorcycle Traffic Crashes in Shiawassee County (2010 Dollars)						
	Fatal	Serious Injury	Moderate Injury	Minor Injury	Property Damage Only	Total
Medical Care	\$80,220	\$874,706	\$123,096	\$123,036	\$9,630	\$1,210,688
Future Earnings (Lost Wages)	\$2,440,892	\$1,429,554	\$201,776	\$301,140	\$21,294	\$4,394,656
Public Services	\$1,718	\$5,628	\$1,456	\$2,088	\$432	\$11,322
Property Damage and Loss	\$30,788	\$96,474	\$44,880	\$65,736	\$24,345	\$262,223
Subtotal (Monetary Costs)	\$2,553,618	\$2,406,362	\$371,208	\$492,000	\$55,701	\$5,878,889
Quality of Life	\$4,673,538	\$2,160,116	\$299,152	\$378,324	\$20,637	\$7,531,767
Total (Comprehensive Costs)	\$7,227,156	\$4,566,478	\$670,360	\$870,324	\$76,338	\$13,410,656

Tuscola County

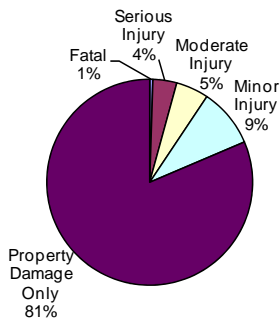
Traffic Crash Casualty Severity	Traffic Crash Casualties	Traffic Crash Costs
Fatal	12	\$43,343,496
Serious Injury	91	\$20,897,786
Moderate Injury	124	\$8,485,444
Minor Injury	223	\$8,899,930
Property Damage Only	1970	\$7,269,300
Total	2420	\$88,895,956
Average cost of traffic crash casualty	\$36,734	

Index Crime Category	Number of Index Crimes	Index Crime Costs
Murder	0	\$0
Rape	20	\$3,806,300
Aggravated Assault	40	\$552,040
Robbery	3	\$58,173
Larceny	487	\$759,233
Burglary	219	\$814,242
Motor Vehicle Theft	29	\$228,636
Total	798	\$6,218,624
Average cost of index crime	\$7,793	

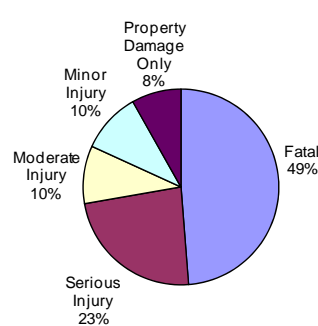
	Fatal	Serious Injury	Moderate Injury	Minor Injury	Property Damage Only	Total
Medical Care	\$480,612	\$4,065,243	\$1,623,408	\$1,527,104	\$693,440	\$8,389,807
Future Earnings (Lost Wages)	\$14,637,888	\$6,318,949	\$2,366,788	\$2,577,657	\$2,036,980	\$27,938,262
Public Services	\$10,308	\$26,572	\$16,988	\$21,854	\$53,190	\$128,912
Property Damage and Loss	\$173,460	\$577,122	\$625,456	\$1,007,068	\$3,268,230	\$5,651,336
Subtotal (Monetary Costs)	\$15,302,268	\$10,987,886	\$4,632,640	\$5,133,683	\$6,051,840	\$42,108,317
Quality of Life	\$28,041,228	\$9,909,900	\$3,852,804	\$3,766,247	\$1,217,460	\$46,787,639
Total (Comprehensive Costs)	\$43,343,496	\$20,897,786	\$8,485,444	\$8,899,930	\$7,269,300	\$88,895,956

	Murder	Rape	Aggravated Assault	Robbery	Larceny	Burglary	Motor Vehicle Theft	Total
Medical Care	\$0	\$107,440	\$34,640	\$7,926	\$0	\$0	\$0	\$150,006
Future Earnings (Lost Wages)	\$0	\$183,560	\$68,920	\$7,473	\$12,175	\$7,008	\$2,697	\$281,833
Public Services	\$0	\$14,860	\$12,600	\$1,296	\$243,500	\$95,922	\$9,019	\$377,197
Property Damage and Loss	\$0	\$3,000	\$3,040	\$3,789	\$503,558	\$620,427	\$205,987	\$1,339,801
Subtotal (Monetary Costs)	\$0	\$308,860	\$119,200	\$20,484	\$759,233	\$723,357	\$217,703	\$2,148,837
Quality of Life	\$0	\$3,497,440	\$432,840	\$37,689	\$0	\$90,885	\$10,933	\$4,069,787
Total (Comprehensive Costs)	\$0	\$3,806,300	\$552,040	\$58,173	\$759,233	\$814,242	\$228,636	\$6,218,624

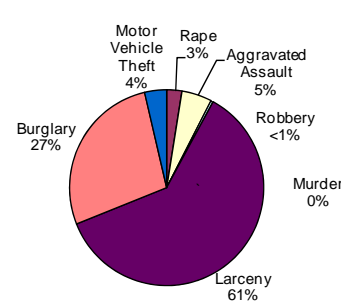
Traffic Crash Casualties



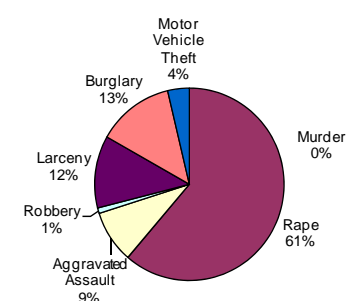
Traffic Crash Costs



Index Crimes



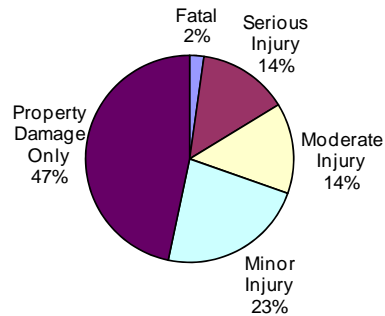
Index Crime Costs



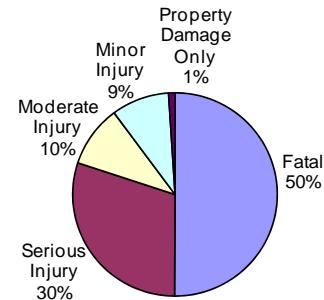
Tuscola County Alcohol-Involved Crashes

Traffic Crash Casualty Severity	Traffic Crash Casualties	Traffic Crash Costs
Fatal	3	\$10,835,874
Serious Injury	19	\$6,475,219
Moderate Injury	19	\$2,116,904
Minor Injury	31	\$1,988,340
Property Damage Only	63	\$222,768
Total	135	\$21,639,105
Average cost of traffic crash casualty	\$160,290	

Traffic Crash Casualties



Traffic Crash Costs

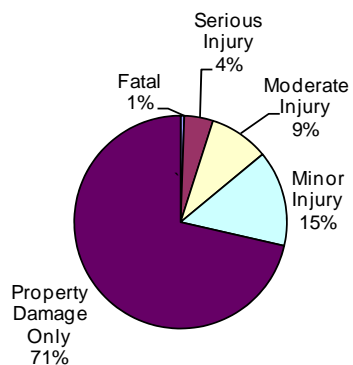


Costs of Alcohol-Involved Traffic Crashes in Tuscola County (2010 Dollars)						
	Fatal	Serious Injury	Moderate Injury	Minor Injury	Property Damage Only	Total
Medical Care	\$120,153	\$1,306,136	\$487,027	\$290,346	\$19,341	\$2,223,003
Future Earnings (Lost Wages)	\$3,659,472	\$1,907,980	\$559,417	\$504,277	\$61,425	\$6,692,571
Public Services	\$2,577	\$7,239	\$3,382	\$3,286	\$1,701	\$18,185
Property Damage and Loss	\$43,365	\$131,746	\$105,602	\$131,006	\$96,957	\$508,676
Subtotal (Monetary Costs)	\$3,825,567	\$3,353,101	\$1,155,428	\$928,915	\$179,424	\$9,442,435
Quality of Life	\$7,010,307	\$3,122,118	\$961,476	\$1,059,425	\$43,344	\$12,196,670
Total (Comprehensive Costs)	\$10,835,874	\$6,475,219	\$2,116,904	\$1,988,340	\$222,768	\$21,639,105

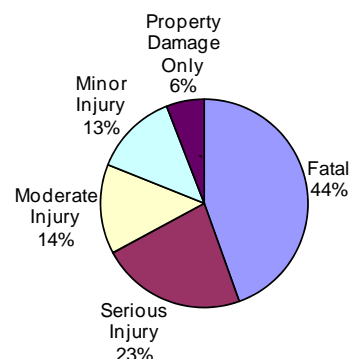
Tuscola County Teen-Involved Crashes

Traffic Crash Casualty Severity	Traffic Crash Casualties	Traffic Crash Costs
Fatal	2	\$7,223,916
Serious Injury	16	\$3,674,336
Moderate Injury	33	\$2,258,223
Minor Injury	53	\$2,115,230
Property Damage Only	260	\$959,400
Total	364	\$16,231,105
Average cost of traffic crash casualty	\$44,591	

Traffic Crash Casualties



Traffic Crash Costs

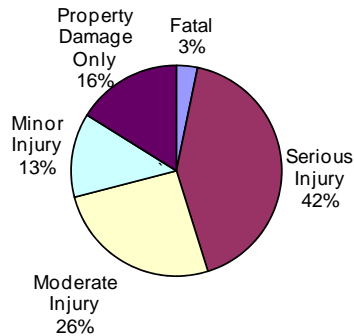


Costs of Teen Driver Traffic Crashes in Tuscola County (2010 Dollars)						
	Fatal	Serious Injury	Moderate Injury	Minor Injury	Property Damage Only	Total
Medical Care	\$80,102	\$714,768	\$432,036	\$362,944	\$91,520	\$1,681,370
Future Earnings (Lost Wages)	\$2,439,648	\$1,111,024	\$629,871	\$612,627	\$268,840	\$5,062,010
Public Services	\$1,718	\$4,672	\$4,521	\$5,194	\$7,020	\$23,125
Property Damage and Loss	\$28,910	\$101,472	\$166,452	\$239,348	\$431,340	\$967,522
Subtotal (Monetary Costs)	\$2,550,378	\$1,931,936	\$1,232,880	\$1,220,113	\$798,720	\$7,734,027
Quality of Life	\$4,673,538	\$1,742,400	\$1,025,343	\$895,117	\$160,680	\$8,497,078
Total (Comprehensive Costs)	\$7,223,916	\$3,674,336	\$2,258,223	\$2,115,230	\$959,400	\$16,231,105

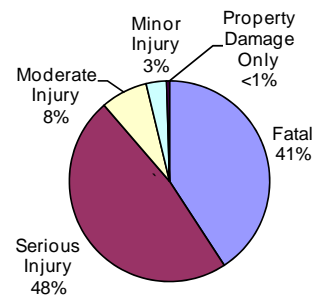
Tuscola County Motorcycle-Involved Crashes

Motorcyclist Casualty Severity	Crash Casualties	Crash Costs
Fatal	1	\$3,613,578
Serious Injury	13	\$4,240,301
Moderate Injury	8	\$670,360
Minor Injury	4	\$290,108
Property Damage Only	5	\$42,410
Total	31	\$8,856,757
Average cost of motorcyclist casualty		\$285,702

Traffic Crash Casualties



Traffic Crash Costs



Costs of Motorcycle Traffic Crashes in Tuscola County (2010 Dollars)						
	Fatal	Serious Injury	Moderate Injury	Minor Injury	Property Damage Only	Total
Medical Care	\$40,110	\$812,227	\$123,096	\$41,012	\$5,350	\$1,021,795
Future Earnings (Lost Wages)	\$1,220,446	\$1,327,443	\$201,776	\$100,380	\$11,830	\$2,861,875
Public Services	\$859	\$5,226	\$1,456	\$696	\$240	\$8,477
Property Damage and Loss	\$15,394	\$89,583	\$44,880	\$21,912	\$13,525	\$185,294
Subtotal (Monetary Costs)	\$1,276,809	\$2,234,479	\$371,208	\$164,000	\$30,945	\$4,077,441
Quality of Life	\$2,336,769	\$2,005,822	\$299,152	\$126,108	\$11,465	\$4,779,316
Total (Comprehensive Costs)	\$3,613,578	\$4,240,301	\$670,360	\$290,108	\$42,410	\$8,856,757

Van Buren County

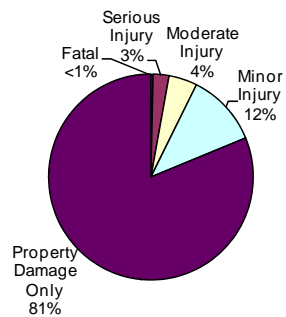
Traffic Crash Casualty Severity	Traffic Crash Casualties	Traffic Crash Costs
Fatal	11	\$39,731,538
Serious Injury	85	\$19,519,910
Moderate Injury	151	\$10,333,081
Minor Injury	389	\$15,524,990
Property Damage Only	2752	\$10,154,880
Total	3388	\$95,264,399
Average cost of traffic crash casualty	\$28,118	

Index Crime Category	Number of Index Crimes	Index Crime Costs
Murder	4	\$17,148,624
Rape	47	\$8,944,805
Aggravated Assault	145	\$2,001,145
Robbery	9	\$174,519
Larceny	1436	\$2,238,724
Burglary	539	\$2,004,002
Motor Vehicle Theft	94	\$741,096
Total	2274	\$33,252,915
Average cost of index crime	\$14,623	

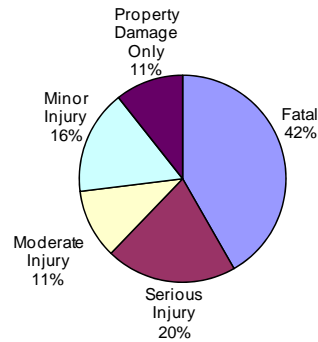
	Fatal	Serious Injury	Moderate Injury	Minor Injury	Property Damage Only	Total
Medical Care	\$440,561	\$3,797,205	\$1,976,892	\$2,663,872	\$968,704	\$9,847,234
Future Earnings (Lost Wages)	\$13,418,064	\$5,902,315	\$2,882,137	\$4,496,451	\$2,845,568	\$29,544,535
Public Services	\$9,449	\$24,820	\$20,687	\$38,122	\$74,304	\$167,382
Property Damage and Loss	\$159,005	\$539,070	\$761,644	\$1,756,724	\$4,565,568	\$7,782,011
Subtotal (Monetary Costs)	\$14,027,079	\$10,263,410	\$5,641,360	\$8,955,169	\$8,454,144	\$47,341,162
Quality of Life	\$25,704,459	\$9,256,500	\$4,691,721	\$6,569,821	\$1,700,736	\$47,923,237
Total (Comprehensive Costs)	\$39,731,538	\$19,519,910	\$10,333,081	\$15,524,990	\$10,154,880	\$95,264,399

	Murder	Rape	Aggravated Assault	Robbery	Larceny	Burglary	Motor Vehicle Theft	Total
Medical Care	\$179,332	\$252,484	\$125,570	\$23,778	\$0	\$0	\$0	\$581,164
Future Earnings (Lost Wages)	\$6,114,060	\$431,366	\$249,835	\$22,419	\$35,900	\$17,248	\$8,742	\$6,879,570
Public Services	\$11,304	\$34,921	\$45,675	\$3,888	\$718,000	\$236,082	\$29,234	\$1,079,104
Property Damage and Loss	\$6,932	\$7,050	\$11,020	\$11,367	\$1,484,824	\$1,526,987	\$667,682	\$3,715,862
Subtotal (Monetary Costs)	\$6,311,628	\$725,821	\$432,100	\$61,452	\$2,238,724	\$1,780,317	\$705,658	\$12,255,700
Quality of Life	\$10,836,996	\$8,218,984	\$1,569,045	\$113,067	\$0	\$223,685	\$35,438	\$20,997,215
Total (Comprehensive Costs)	\$17,148,624	\$8,944,805	\$2,001,145	\$174,519	\$2,238,724	\$2,004,002	\$741,096	\$33,252,915

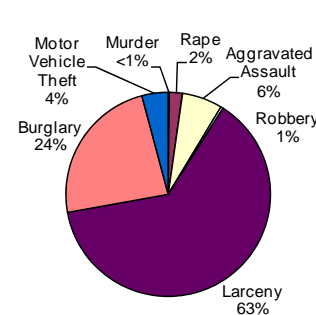
Traffic Crash Casualties



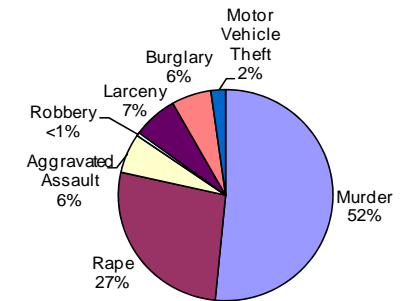
Traffic Crash Costs



Index Crimes



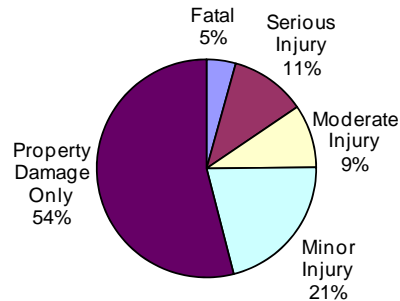
Index Crime Costs



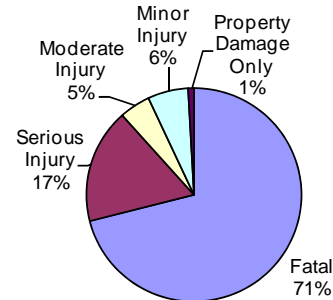
Van Buren County Alcohol-Involved Crashes

Traffic Crash Casualty Severity	Traffic Crash Casualties	Traffic Crash Costs
Fatal	7	\$25,283,706
Serious Injury	18	\$6,134,418
Moderate Injury	15	\$1,671,240
Minor Injury	34	\$2,180,760
Property Damage Only	87	\$307,632
Total	161	\$35,577,756
Average cost of traffic crash casualty	\$220,980	

Traffic Crash Casualties



Traffic Crash Costs

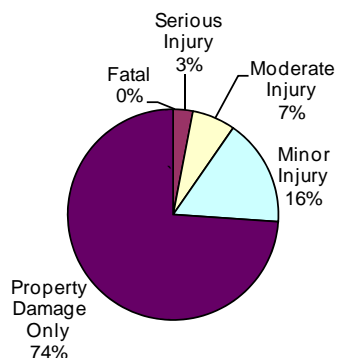


Costs of Alcohol-Involved Traffic Crashes in Van Buren County (2010 Dollars)						
	Fatal	Serious Injury	Moderate Injury	Minor Injury	Property Damage Only	Total
Medical Care	\$280,357	\$1,237,392	\$384,495	\$318,444	\$26,709	\$2,247,397
Future Earnings (Lost Wages)	\$8,538,768	\$1,807,560	\$441,645	\$553,078	\$84,825	\$11,425,876
Public Services	\$6,013	\$6,858	\$2,670	\$3,604	\$2,349	\$21,494
Property Damage and Loss	\$101,185	\$124,812	\$83,370	\$143,684	\$133,893	\$586,944
Subtotal (Monetary Costs)	\$8,926,323	\$3,176,622	\$912,180	\$1,018,810	\$247,776	\$14,281,711
Quality of Life	\$16,357,383	\$2,957,796	\$759,060	\$1,161,950	\$59,856	\$21,296,045
Total (Comprehensive Costs)	\$25,283,706	\$6,134,418	\$1,671,240	\$2,180,760	\$307,632	\$35,577,756

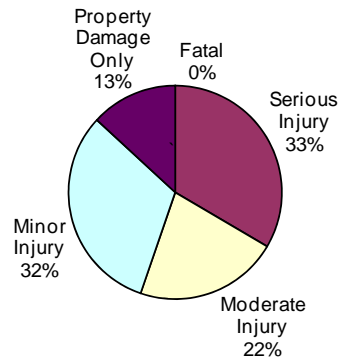
Van Buren County Teen-Involved Crashes

Traffic Crash Casualty Severity	Traffic Crash Casualties	Traffic Crash Costs
Fatal	0	\$0
Serious Injury	16	\$3,674,336
Moderate Injury	35	\$2,395,085
Minor Injury	87	\$3,472,170
Property Damage Only	391	\$1,442,790
Total	529	\$10,984,381
Average cost of traffic crash casualty	\$20,764	

Traffic Crash Casualties



Traffic Crash Costs

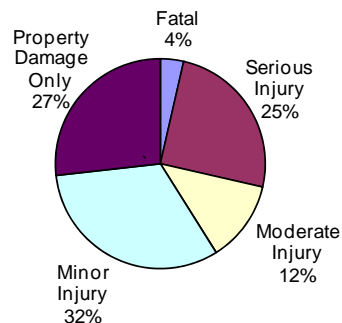


Costs of Teen Driver Traffic Crashes in Van Buren County (2010 Dollars)						
	Fatal	Serious Injury	Moderate Injury	Minor Injury	Property Damage Only	Total
Medical Care	\$0	\$714,768	\$458,220	\$595,776	\$137,632	\$1,906,396
Future Earnings (Lost Wages)	\$0	\$1,111,024	\$668,045	\$1,005,633	\$404,294	\$3,188,996
Public Services	\$0	\$4,672	\$4,795	\$8,526	\$10,557	\$28,550
Property Damage and Loss	\$0	\$101,472	\$176,540	\$392,892	\$648,669	\$1,319,573
Subtotal (Monetary Costs)	\$0	\$1,931,936	\$1,307,600	\$2,002,827	\$1,201,152	\$6,443,515
Quality of Life	\$0	\$1,742,400	\$1,087,485	\$1,469,343	\$241,638	\$4,540,866
Total (Comprehensive Costs)	\$0	\$3,674,336	\$2,395,085	\$3,472,170	\$1,442,790	\$10,984,381

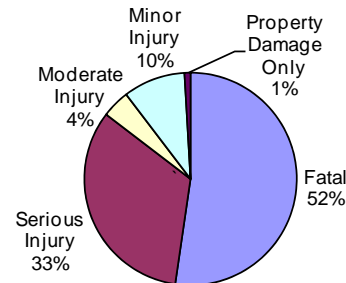
Van Buren County Motorcycle-Involved Crashes

Motorcyclist Casualty Severity	Crash Casualties	Crash Costs
Fatal	2	\$7,227,156
Serious Injury	14	\$4,566,478
Moderate Injury	7	\$586,565
Minor Injury	18	\$1,305,486
Property Damage Only	15	\$127,230
Total	56	\$13,812,915
Average cost of motorcyclist casualty	\$246,659	

Crash Casualties



Crash Costs



Costs of Motorcycle Traffic Crashes in Van Buren County (2010 Dollars)						
	Fatal	Serious Injury	Moderate Injury	Minor Injury	Property Damage Only	Total
Medical Care	\$80,220	\$874,706	\$107,709	\$184,554	\$16,050	\$1,263,239
Future Earnings (Lost Wages)	\$2,440,892	\$1,429,554	\$176,554	\$451,710	\$35,490	\$4,534,200
Public Services	\$1,718	\$5,628	\$1,274	\$3,132	\$720	\$12,472
Property Damage and Loss	\$30,788	\$96,474	\$39,270	\$98,604	\$40,575	\$305,711
Subtotal (Monetary Costs)	\$2,553,618	\$2,406,362	\$324,807	\$738,000	\$92,835	\$6,115,622
Quality of Life	\$4,673,538	\$2,160,116	\$261,758	\$567,486	\$34,395	\$7,697,293
Total (Comprehensive Costs)	\$7,227,156	\$4,566,478	\$586,565	\$1,305,486	\$127,230	\$13,812,915

Washtenaw County

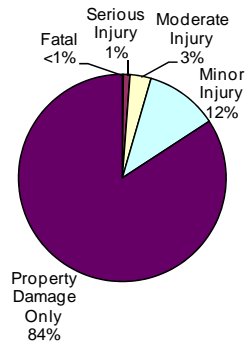
Traffic Crash Casualty Severity	Traffic Crash Casualties	Traffic Crash Costs
Fatal	26	\$93,910,908
Serious Injury	162	\$37,202,652
Moderate Injury	523	\$35,789,413
Minor Injury	1799	\$71,798,090
Property Damage Only	13379	\$49,368,510
Total	15889	\$288,069,573
Average cost of traffic crash casualty	\$18,130	

Index Crime Category	Number of Index Crimes	Index Crime Costs
Murder	6	\$25,722,936
Rape	160	\$30,450,400
Aggravated Assault	652	\$8,998,252
Robbery	232	\$4,498,712
Larceny	6638	\$10,348,642
Burglary	2446	\$9,094,228
Motor Vehicle Theft	584	\$4,604,256
Total	10718	\$93,717,426
Average cost of index crime	\$8,744	

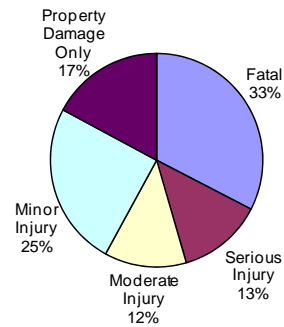
	Fatal	Serious Injury	Moderate Injury	Minor Injury	Property Damage Only	Total
Medical Care	\$1,041,326	\$7,237,026	\$6,847,116	\$12,319,552	\$4,709,408	\$32,154,428
Future Earnings (Lost Wages)	\$31,715,424	\$11,249,118	\$9,982,501	\$20,794,641	\$13,833,886	\$87,575,570
Public Services	\$22,334	\$47,304	\$71,651	\$176,302	\$361,233	\$678,824
Property Damage and Loss	\$375,830	\$1,027,404	\$2,638,012	\$8,124,284	\$22,195,761	\$34,361,291
Subtotal (Monetary Costs)	\$33,154,914	\$19,560,852	\$19,539,280	\$41,414,779	\$41,100,288	\$154,770,113
Quality of Life	\$60,755,994	\$17,641,800	\$16,250,133	\$30,383,311	\$8,268,222	\$133,299,460
Total (Comprehensive Costs)	\$93,910,908	\$37,202,652	\$35,789,413	\$71,798,090	\$49,368,510	\$288,069,573

	Murder	Rape	Aggravated Assault	Robbery	Larceny	Burglary	Motor Vehicle Theft	Total
Medical Care	\$268,998	\$859,520	\$564,632	\$612,944	\$0	\$0	\$0	\$2,306,094
Future Earnings (Lost Wages)	\$9,171,090	\$1,468,480	\$1,123,396	\$577,912	\$165,950	\$78,272	\$54,312	\$12,639,412
Public Services	\$16,956	\$118,880	\$205,380	\$100,224	\$3,319,000	\$1,071,348	\$181,624	\$5,013,412
Property Damage and Loss	\$10,398	\$24,000	\$49,552	\$293,016	\$6,863,692	\$6,929,518	\$4,148,152	\$18,318,328
Subtotal (Monetary Costs)	\$9,467,442	\$2,470,880	\$1,942,960	\$1,584,096	\$10,348,642	\$8,079,138	\$4,384,088	\$38,277,246
Quality of Life	\$16,255,494	\$27,979,520	\$7,055,292	\$2,914,616	\$0	\$1,015,090	\$220,168	\$55,440,180
Total (Comprehensive Costs)	\$25,722,936	\$30,450,400	\$8,998,252	\$4,498,712	\$10,348,642	\$9,094,228	\$4,604,256	\$93,717,426

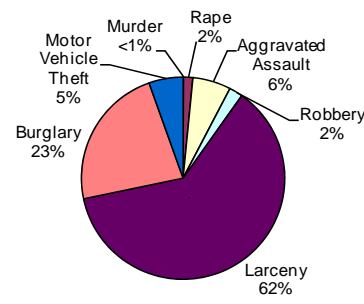
Traffic Crash Casualties



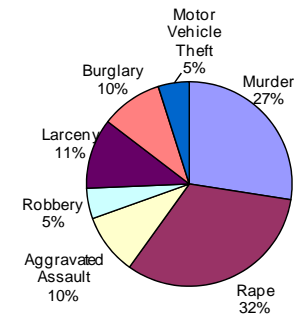
Traffic Crash Costs



Index Crimes



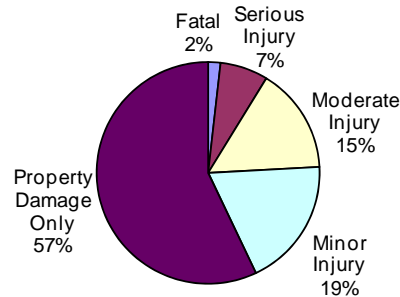
Index Crime Costs



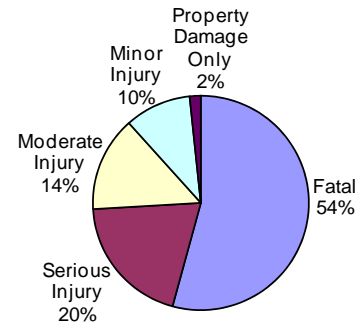
Washtenaw County Alcohol-Involved Crashes

Traffic Crash Casualty Severity	Traffic Crash Casualties	Traffic Crash Costs
Fatal	8	\$28,895,664
Serious Injury	31	\$10,564,831
Moderate Injury	68	\$7,576,288
Minor Injury	83	\$5,323,620
Property Damage Only	253	\$894,608
Total	443	\$53,255,011
Average cost of traffic crash casualty	\$120,214	

Traffic Crash Casualties



Traffic Crash Costs

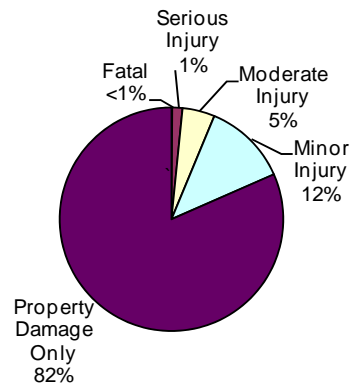


Costs of Alcohol-Involved Traffic Crashes in Washtenaw County (2010 Dollars)						
	Fatal	Serious Injury	Moderate Injury	Minor Injury	Property Damage Only	Total
Medical Care	\$320,408	\$2,131,064	\$1,743,044	\$777,378	\$77,671	\$5,049,565
Future Earnings (Lost Wages)	\$9,758,592	\$3,113,020	\$2,002,124	\$1,350,161	\$246,675	\$16,470,572
Public Services	\$6,872	\$11,811	\$12,104	\$8,798	\$6,831	\$46,416
Property Damage and Loss	\$115,640	\$214,954	\$377,944	\$350,758	\$389,367	\$1,448,663
Subtotal (Monetary Costs)	\$10,201,512	\$5,470,849	\$4,135,216	\$2,487,095	\$720,544	\$23,015,216
Quality of Life	\$18,694,152	\$5,093,982	\$3,441,072	\$2,836,525	\$174,064	\$30,239,795
Total (Comprehensive Costs)	\$28,895,664	\$10,564,831	\$7,576,288	\$5,323,620	\$894,608	\$53,255,011

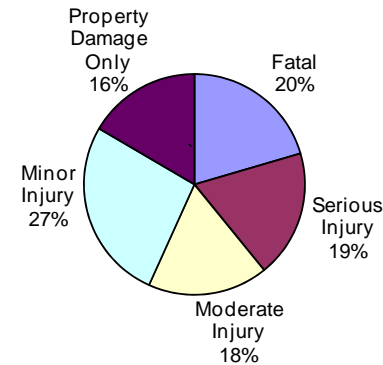
Washtenaw County Teen-Involved Crashes

Traffic Crash Casualty Severity	Traffic Crash Casualties	Traffic Crash Costs
Fatal	3	\$10,835,874
Serious Injury	43	\$9,874,778
Moderate Injury	136	\$9,306,616
Minor Injury	354	\$14,128,140
Property Damage Only	2374	\$8,760,060
Total	2910	\$52,905,468
Average cost of traffic crash casualty	\$18,181	

Traffic Crash Casualties



Traffic Crash Costs



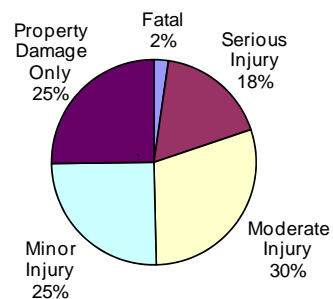
Costs of Teen Driver Traffic Crashes in Washtenaw County (2010 Dollars)

	Fatal	Serious Injury	Moderate Injury	Minor Injury	Property Damage Only	Total
Medical Care	\$120,153	\$1,920,939	\$1,780,512	\$2,424,192	\$835,648	\$7,081,444
Future Earnings (Lost Wages)	\$3,659,472	\$2,985,877	\$2,595,832	\$4,091,886	\$2,454,716	\$15,787,783
Public Services	\$2,577	\$12,556	\$18,632	\$34,692	\$64,098	\$132,555
Property Damage and Loss	\$43,365	\$272,706	\$685,984	\$1,598,664	\$3,938,466	\$6,539,185
Subtotal (Monetary Costs)	\$3,825,567	\$5,192,078	\$5,080,960	\$8,149,434	\$7,292,928	\$29,540,967
Quality of Life	\$7,010,307	\$4,682,700	\$4,225,656	\$5,978,706	\$1,467,132	\$23,364,501
Total (Comprehensive Costs)	\$10,835,874	\$9,874,778	\$9,306,616	\$14,128,140	\$8,760,060	\$52,905,468

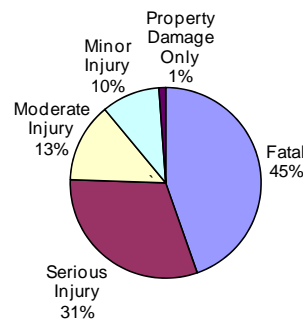
Washtenaw County Motorcycle-Involved Crashes

Motorcyclist Casualty Severity	Crash Casualties	Crash Costs
Fatal	3	\$10,840,734
Serious Injury	23	\$7,502,071
Moderate Injury	39	\$3,268,005
Minor Injury	33	\$2,393,391
Property Damage Only	33	\$279,906
Total	131	\$24,284,107
Average cost of motorcyclist casualty		\$185,375

Crash Casualties



Crash Costs



Costs of Motorcycle Traffic Crashes in Washtenaw County (2010 Dollars)						
	Fatal	Serious Injury	Moderate Injury	Minor Injury	Property Damage Only	Total
Medical Care	\$120,330	\$1,437,017	\$600,093	\$338,349	\$35,310	\$2,531,099
Future Earnings (Lost Wages)	\$3,661,338	\$2,348,553	\$983,658	\$828,135	\$78,078	\$7,899,762
Public Services	\$2,577	\$9,246	\$7,098	\$5,742	\$1,584	\$26,247
Property Damage and Loss	\$46,182	\$158,493	\$218,790	\$180,774	\$89,265	\$693,504
Subtotal (Monetary Costs)	\$3,830,427	\$3,953,309	\$1,809,639	\$1,353,000	\$204,237	\$11,150,612
Quality of Life	\$7,010,307	\$3,548,762	\$1,458,366	\$1,040,391	\$75,669	\$13,133,495
Total (Comprehensive Costs)	\$10,840,734	\$7,502,071	\$3,268,005	\$2,393,391	\$279,906	\$24,284,107

Wayne County

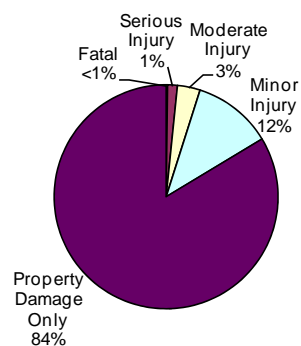
Traffic Crash Casualty Severity	Traffic Crash Casualties	Traffic Crash Costs
Fatal	173	\$624,868,734
Serious Injury	1154	\$265,011,484
Moderate Injury	2699	\$184,695,269
Minor Injury	9411	\$375,593,010
Property Damage Only	68640	\$253,281,600
Total	82077	\$1,703,450,097
Average cost of traffic crash casualty	\$20,754	

Index Crime Category	Number of Index Crimes	Index Crime Costs
Murder	379	\$1,624,832,124
Rape	661	\$125,798,215
Aggravated Assault	12109	\$167,116,309
Robbery	7136	\$138,374,176
Larceny	40415	\$63,006,985
Burglary	26247	\$97,586,346
Motor Vehicle Theft	17567	\$138,498,228
Total	104514	\$2,355,212,383
Average cost of index crime	\$22,535	

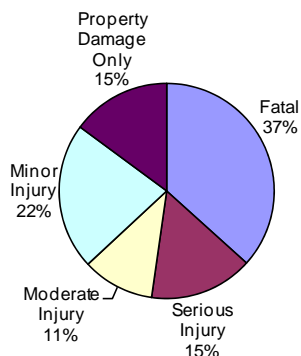
Costs of Traffic Crashes in Wayne County (2010 Dollars)						
	Fatal	Serious Injury	Moderate Injury	Minor Injury	Property Damage Only	Total
Medical Care	\$6,928,823	\$51,552,642	\$35,335,308	\$64,446,528	\$24,161,280	\$182,424,581
Future Earnings (Lost Wages)	\$211,029,552	\$80,132,606	\$51,515,813	\$108,781,749	\$70,973,760	\$522,433,480
Public Services	\$148,607	\$336,968	\$369,763	\$922,278	\$1,853,280	\$3,630,896
Property Damage and Loss	\$2,500,715	\$7,318,668	\$13,613,756	\$42,500,076	\$113,873,760	\$179,806,975
Subtotal (Monetary Costs)	\$220,607,697	\$139,340,884	\$100,834,640	\$216,650,631	\$210,862,080	\$888,295,932
Quality of Life	\$404,261,037	\$125,670,600	\$83,860,629	\$158,942,379	\$42,419,520	\$815,154,165
Total (Comprehensive Costs)	\$624,868,734	\$265,011,484	\$184,695,269	\$375,593,010	\$253,281,600	\$1,703,450,097

Costs of Index Crimes in Wayne County (2010 Dollars)								
	Murder	Rape	Aggravated Assault	Robbery	Larceny	Burglary	Motor Vehicle Theft	Total
Medical Care	\$16,991,707	\$3,550,892	\$10,486,394	\$18,853,312	\$0	\$0	\$0	\$49,882,305
Future Earnings (Lost Wages)	\$579,307,185	\$6,066,658	\$20,863,807	\$17,775,776	\$1,010,375	\$839,904	\$1,633,731	\$627,497,436
Public Services	\$1,071,054	\$491,123	\$3,814,335	\$3,082,752	\$20,207,500	\$11,496,186	\$5,463,337	\$45,626,287
Property Damage and Loss	\$656,807	\$99,150	\$920,284	\$9,012,768	\$41,789,110	\$74,357,751	\$124,778,401	\$251,614,271
Subtotal (Monetary Costs)	\$598,026,753	\$10,207,823	\$36,084,820	\$48,724,608	\$63,006,985	\$86,693,841	\$131,875,469	\$974,620,299
Quality of Life	\$1,026,805,371	\$115,590,392	\$131,031,489	\$89,649,568	\$0	\$10,892,505	\$6,622,759	\$1,380,592,084
Total (Comprehensive Costs)	\$1,624,832,124	\$125,798,215	\$167,116,309	\$138,374,176	\$63,006,985	\$97,586,346	\$138,498,228	\$2,355,212,383

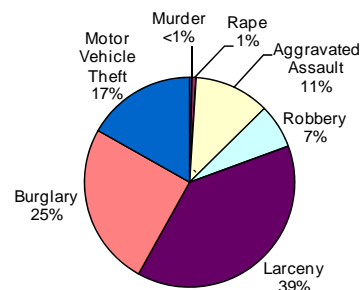
Traffic Crash Casualties



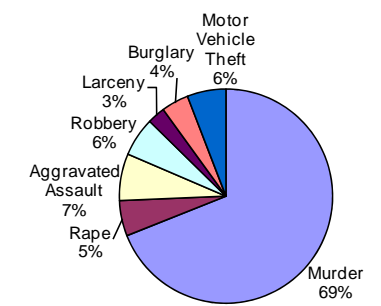
Traffic Crash Costs



Index Crimes



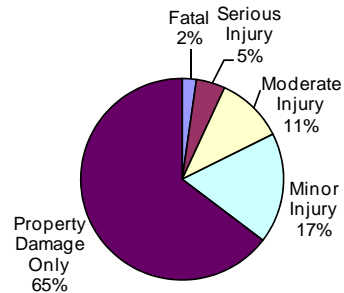
Index Crime Costs



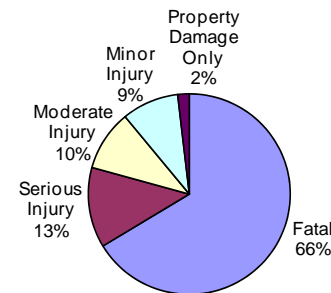
Wayne County Alcohol-Involved Crashes

Traffic Crash Casualty Severity	Traffic Crash Casualties	Traffic Crash Costs
Fatal	60	\$216,717,480
Serious Injury	123	\$41,918,523
Moderate Injury	285	\$31,753,560
Minor Injury	467	\$29,953,380
Property Damage Only	1714	\$6,060,704
Total	2649	\$326,403,647
Average cost of traffic crash casualty	\$123,218	

Traffic Crash Casualties



Traffic Crash Costs

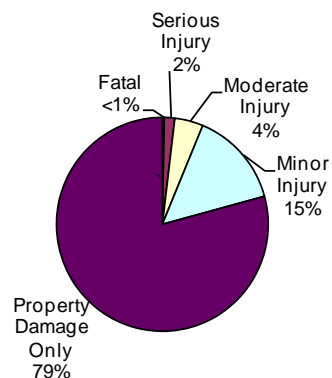


Costs of Alcohol-Involved Traffic Crashes in Wayne County (2010 Dollars)						
	Fatal	Serious Injury	Moderate Injury	Minor Injury	Property Damage Only	Total
Medical Care	\$2,403,060	\$8,455,512	\$7,305,405	\$4,373,922	\$526,198	\$23,064,097
Future Earnings (Lost Wages)	\$73,189,440	\$12,351,660	\$8,391,255	\$7,596,689	\$1,671,150	\$103,200,194
Public Services	\$51,540	\$46,863	\$50,730	\$49,502	\$46,278	\$244,913
Property Damage and Loss	\$867,300	\$852,882	\$1,584,030	\$1,973,542	\$2,637,846	\$7,915,600
Subtotal (Monetary Costs)	\$76,511,340	\$21,706,917	\$17,331,420	\$13,993,655	\$4,881,472	\$134,424,804
Quality of Life	\$140,206,140	\$20,211,606	\$14,422,140	\$15,959,725	\$1,179,232	\$191,978,843
Total (Comprehensive Costs)	\$216,717,480	\$41,918,523	\$31,753,560	\$29,953,380	\$6,060,704	\$326,403,647

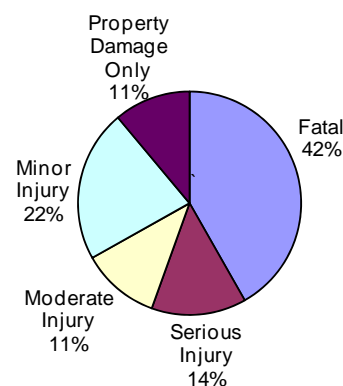
Wayne County Teen-Involved Crashes

Traffic Crash Casualty Severity	Traffic Crash Casualties	Traffic Crash Costs
Fatal	40	\$144,478,320
Serious Injury	207	\$47,536,722
Moderate Injury	574	\$39,279,394
Minor Injury	1909	\$76,188,190
Property Damage Only	10407	\$38,401,830
Total	13137	\$345,884,456
Average cost of traffic crash casualty	\$26,329	

Traffic Crash Casualties



Traffic Crash Costs

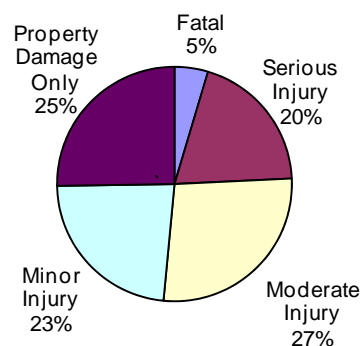


Costs of Teen Driver Traffic Crashes in Wayne County (2010 Dollars)						
	Fatal	Serious Injury	Moderate Injury	Minor Injury	Property Damage Only	Total
Medical Care	\$1,602,040	\$9,247,311	\$7,514,808	\$13,072,832	\$3,663,264	\$35,100,255
Future Earnings (Lost Wages)	\$48,792,960	\$14,373,873	\$10,955,938	\$22,066,131	\$10,760,838	\$106,949,740
Public Services	\$34,360	\$60,444	\$78,638	\$187,082	\$280,989	\$641,513
Property Damage and Loss	\$578,200	\$1,312,794	\$2,895,256	\$8,621,044	\$17,265,213	\$30,672,507
Subtotal (Monetary Costs)	\$51,007,560	\$24,994,422	\$21,444,640	\$43,947,089	\$31,970,304	\$173,364,015
Quality of Life	\$93,470,760	\$22,542,300	\$17,834,754	\$32,241,101	\$6,431,526	\$172,520,441
Total (Comprehensive Costs)	\$144,478,320	\$47,536,722	\$39,279,394	\$76,188,190	\$38,401,830	\$345,884,456

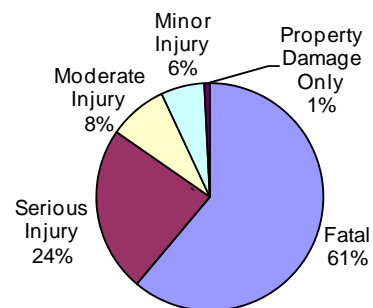
Wayne County Motorcycle-Involved Crashes

Motorcyclist Casualty Severity	Crash Casualties	Crash Costs
Fatal	23	\$83,112,294
Serious Injury	98	\$31,965,346
Moderate Injury	136	\$11,396,120
Minor Injury	116	\$8,413,132
Property Damage Only	126	\$1,068,732
Total	499	\$135,955,624
Average cost of motorcyclist casualty	\$272,456	

Crash Casualties



Crash Costs



Costs of Motorcycle Traffic Crashes in Wayne County (2010 Dollars)						
	Fatal	Serious Injury	Moderate Injury	Minor Injury	Property Damage Only	Total
Medical Care	\$922,530	\$6,122,942	\$2,092,632	\$1,189,348	\$134,820	\$10,462,272
Future Earnings (Lost Wages)	\$28,070,258	\$10,006,878	\$3,430,192	\$2,911,020	\$298,116	\$44,716,464
Public Services	\$19,757	\$39,396	\$24,752	\$20,184	\$6,048	\$110,137
Property Damage and Loss	\$354,062	\$675,318	\$762,960	\$635,448	\$340,830	\$2,768,618
Subtotal (Monetary Costs)	\$29,366,607	\$16,844,534	\$6,310,536	\$4,756,000	\$779,814	\$58,057,491
Quality of Life	\$53,745,687	\$15,120,812	\$5,085,584	\$3,657,132	\$288,918	\$77,898,133
Total (Comprehensive Costs)	\$83,112,294	\$31,965,346	\$11,396,120	\$8,413,132	\$1,068,732	\$135,955,624

Wexford County

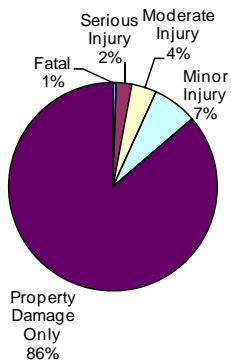
Traffic Crash Casualty Severity	Traffic Crash Casualties	Traffic Crash Costs
Fatal	9	\$32,507,622
Serious Injury	44	\$10,104,424
Moderate Injury	70	\$4,790,170
Minor Injury	125	\$4,988,750
Property Damage Only	1562	\$5,763,780
Total	1810	\$58,154,746
Average cost of traffic crash casualty		\$32,130

Index Crime Category	Number of Index Crimes	Index Crime Costs
Murder	0	\$0
Rape	18	\$3,425,670
Aggravated Assault	62	\$855,662
Robbery	8	\$155,128
Larceny	922	\$1,437,398
Burglary	216	\$803,088
Motor Vehicle Theft	40	\$315,360
Total	1266	\$6,992,306
Average cost of index crime		\$5,523

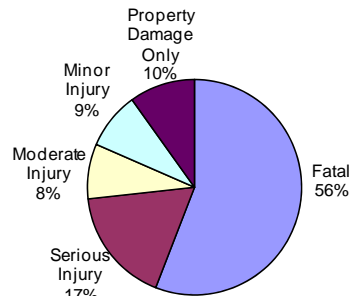
	Fatal	Serious Injury	Moderate Injury	Minor Injury	Property Damage Only	Total
Medical Care	\$360,459	\$1,965,612	\$916,440	\$856,000	\$549,824	\$4,648,335
Future Earnings (Lost Wages)	\$10,978,416	\$3,055,316	\$1,336,090	\$1,444,875	\$1,615,108	\$18,429,805
Public Services	\$7,731	\$12,848	\$9,590	\$12,250	\$42,174	\$84,593
Property Damage and Loss	\$130,095	\$279,048	\$353,080	\$564,500	\$2,591,358	\$3,918,081
Subtotal (Monetary Costs)	\$11,476,701	\$5,312,824	\$2,615,200	\$2,877,625	\$4,798,464	\$27,080,814
Quality of Life	\$21,030,921	\$4,791,600	\$2,174,970	\$2,111,125	\$965,316	\$31,073,932
Total (Comprehensive Costs)	\$32,507,622	\$10,104,424	\$4,790,170	\$4,988,750	\$5,763,780	\$58,154,746

	Murder	Rape	Aggravated Assault	Robbery	Larceny	Burglary	Motor Vehicle Theft	Total
Medical Care	\$0	\$96,696	\$53,692	\$21,136	\$0	\$0	\$0	\$171,524
Future Earnings (Lost Wages)	\$0	\$165,204	\$106,826	\$19,928	\$23,050	\$6,912	\$3,720	\$325,640
Public Services	\$0	\$13,374	\$19,530	\$3,456	\$461,000	\$94,608	\$12,440	\$604,408
Property Damage and Loss	\$0	\$2,700	\$4,712	\$10,104	\$953,348	\$611,928	\$284,120	\$1,866,912
Subtotal (Monetary Costs)	\$0	\$277,974	\$184,760	\$54,624	\$1,437,398	\$713,448	\$300,280	\$2,968,484
Quality of Life	\$0	\$3,147,696	\$670,902	\$100,504	\$0	\$89,640	\$15,080	\$4,023,822
Total (Comprehensive Costs)	\$0	\$3,425,670	\$855,662	\$155,128	\$1,437,398	\$803,088	\$315,360	\$6,992,306

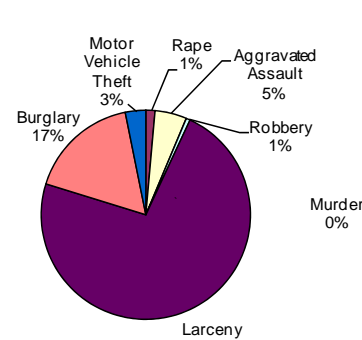
Traffic Crash Casualties



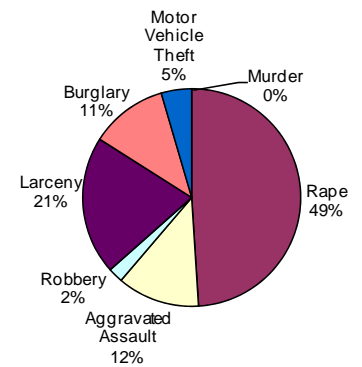
Traffic Crash Costs



Index Crimes



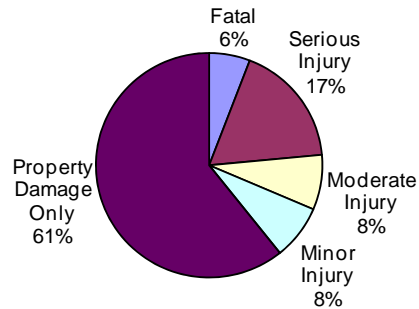
Index Crime Costs



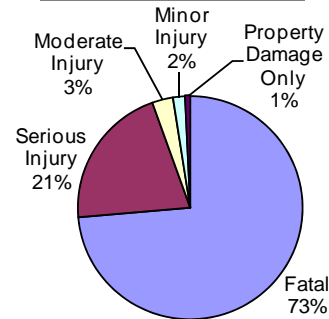
Wexford County Alcohol-Involved Crashes

Traffic Crash Casualty Severity	Traffic Crash Casualties	Traffic Crash Costs
Fatal	3	\$10,835,874
Serious Injury	9	\$3,067,209
Moderate Injury	4	\$445,664
Minor Injury	4	\$256,560
Property Damage Only	31	\$109,616
Total	51	\$14,714,923
Average cost of traffic crash casualty	\$288,528	

Traffic Crash Casualties



Traffic Crash Costs

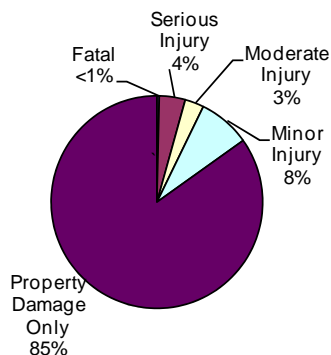


Costs of Alcohol-Involved Traffic Crashes in Wexford County (2010 Dollars)						
	Fatal	Serious Injury	Moderate Injury	Minor Injury	Property Damage Only	Total
Medical Care	\$120,153	\$618,696	\$102,532	\$37,464	\$9,517	\$888,362
Future Earnings (Lost Wages)	\$3,659,472	\$903,780	\$117,772	\$65,068	\$30,225	\$4,776,317
Public Services	\$2,577	\$3,429	\$712	\$424	\$837	\$7,979
Property Damage and Loss	\$43,365	\$62,406	\$22,232	\$16,904	\$47,709	\$192,616
Subtotal (Monetary Costs)	\$3,825,567	\$1,588,311	\$243,248	\$119,860	\$88,288	\$5,865,274
Quality of Life	\$7,010,307	\$1,478,898	\$202,416	\$136,700	\$21,328	\$8,849,649
Total (Comprehensive Costs)	\$10,835,874	\$3,067,209	\$445,664	\$256,560	\$109,616	\$14,714,923

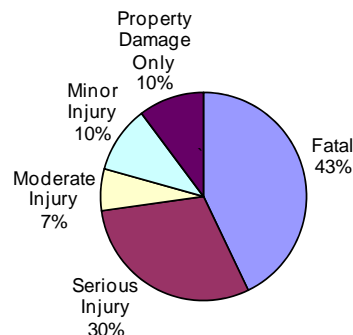
Wexford County Teen-Involved Crashes

Traffic Crash Casualty Severity	Traffic Crash Casualties	Traffic Crash Costs
Fatal	1	\$3,611,958
Serious Injury	11	\$2,526,106
Moderate Injury	8	\$547,448
Minor Injury	22	\$878,020
Property Damage Only	235	\$867,150
Total	277	\$8,430,682
Average cost of traffic crash casualty	\$30,436	

Traffic Crash Casualties



Traffic Crash Costs



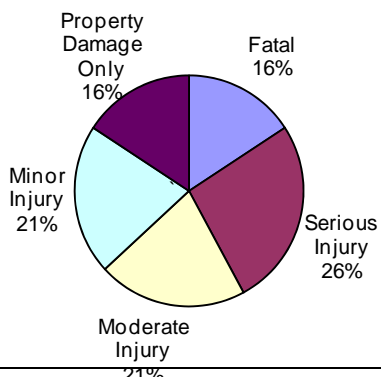
Costs of Teen Driver Traffic Crashes in Wexford County (2010 Dollars)

	Fatal	Serious Injury	Moderate Injury	Minor Injury	Property Damage Only	Total
Medical Care	\$40,051	\$491,403	\$104,736	\$150,656	\$82,720	\$869,566
Future Earnings (Lost Wages)	\$1,219,824	\$763,829	\$152,696	\$254,298	\$242,990	\$2,633,637
Public Services	\$859	\$3,212	\$1,096	\$2,156	\$6,345	\$13,668
Property Damage and Loss	\$14,455	\$69,762	\$40,352	\$99,352	\$389,865	\$613,786
Subtotal (Monetary Costs)	\$1,275,189	\$1,328,206	\$298,880	\$506,462	\$721,920	\$4,130,657
Quality of Life	\$2,336,769	\$1,197,900	\$248,568	\$371,558	\$145,230	\$4,300,025
Total (Comprehensive Costs)	\$3,611,958	\$2,526,106	\$547,448	\$878,020	\$867,150	\$8,430,682

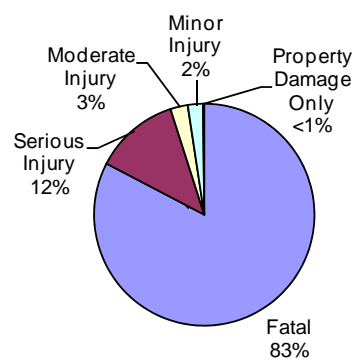
Wexford County Motorcycle-Involved Crashes

Motorcyclist Casualty Severity	Crash Casualties	Crash Costs
Fatal	3	\$10,840,734
Serious Injury	5	\$1,630,885
Moderate Injury	4	\$335,180
Minor Injury	4	\$290,108
Property Damage Only	3	\$25,446
Total	19	\$13,122,353
Average cost of motorcyclist casualty		\$690,650

Crash Casualties



Crash Costs



Costs of Motorcycle Traffic Crashes in Wexford County (2010 Dollars)						
	Fatal	Serious Injury	Moderate Injury	Minor Injury	Property Damage Only	Total
Medical Care	\$120,330	\$312,395	\$61,548	\$41,012	\$3,210	\$538,495
Future Earnings (Lost Wages)	\$3,661,338	\$510,555	\$100,888	\$100,380	\$7,098	\$4,380,259
Public Services	\$2,577	\$2,010	\$728	\$696	\$144	\$6,155
Property Damage and Loss	\$46,182	\$34,455	\$22,440	\$21,912	\$8,115	\$133,104
Subtotal (Monetary Costs)	\$3,830,427	\$859,415	\$185,604	\$164,000	\$18,567	\$5,058,013
Quality of Life	\$7,010,307	\$771,470	\$149,576	\$126,108	\$6,879	\$8,064,340
Total (Comprehensive Costs)	\$10,840,734	\$1,630,885	\$335,180	\$290,108	\$25,446	\$13,122,353

REFERENCES

- Kostyniuk, L, Miller, LL, Molnar, LJ, & Nation, A. (2006). *Societal Costs of Crashes and Crimes in Michigan: 2006 Update*. Report UMTRI-2006-23. Ann Arbor, MI: The University of Michigan Transportation Research Institute.
- Miller, TR, Cohen, MA, & Wiersema, B. (1994). *Crime in the United States: Victim Costs and Consequences*. Research in Brief, National Institute of Justice, Grant # 90-IJ-CX-0050.
- Miller, TR, Lestina, D, Galbraith, MS, Schlax, T, Mabery, P, & Deering, R. (1997). United States passenger-vehicle crashes by crash geometry: Direct costs and other losses. *Accident Analysis and Prevention*, 29(3), 343-352.
- Streff, FM & Molnar, LJ. (1990). *Estimating Costs of Traffic Crashes and Index Crimes: Tools for Improved Decision Making*. Report No. UMTRI-90-8. Ann Arbor, MI: The University of Michigan Transportation Research Institute.
- Streff, FM & Molnar, LJ. (1994). *Societal Costs of Traffic Crashes in Michigan: A Four-year Update*. Report No. UMTRI-94-46. Ann Arbor, MI: The University of Michigan Transportation Research Institute.
- Streff, FM & Molnar, LJ. (1999). *Societal Costs of Traffic Crashes and Crime in Michigan: 1998 Update*. Report No. UMTRI 99-32. Ann Arbor, MI: The University of Michigan Transportation Research Institute.
- UMTRI Transportation Data Center. (2010). *State of Michigan 2009 Motor Vehicle Accident Codebook*. Ann Arbor, MI: The University of Michigan Transportation Research Institute.

APPENDIX

Costs per Police-Reported Crash Victim and Crime in Michigan:

Methods Supplement

Ted R. Miller

Eduard Zaloshjna

Dexter M. Taylor

Pacific Institute for Research and Evaluation

11720 Beltsville Drive, Suite 900, Calverton, MD 20705

The costs of crime and motor-vehicle crashes were computed in a compatible manner. The cost categories included are:

- **Medical Care** includes payments for hospital and physician care, as well as rehabilitation, prescriptions, allied health services, medical devices, coroner costs, premature funeral expenses, insurance claims processing and emergency medical transport. Also included in this category are victim legal expenses incurred in recovering medical costs from at-fault drivers and their insurers. Mental health care costs also are included, but only for rape.
- **Future Earnings** include wages, fringe benefits, and housework lost by injury victims. The value of lost school days also is included for crime victims. We include insurance claims processing costs (for example, life insurance claims for fatalities and Workers' Compensation claims for people victimized while working) and legal expenses incurred in recovering productivity losses from at-fault drivers and their insurers.

- **Public Services** include initial police response and follow-up investigation, as well as fire service response to highway crashes.
- **Property Damage and Loss** is the value of property damage and of property taken and not recovered, plus property insurance claims administration costs that arise in compensating victims' property losses.
- **Quality of Life** places a dollar value on the pain, suffering, and other intangible losses resulting from injury and fear. For crime, these values come from jury awards for pain, suffering, and lost quality of life due to physical injuries and fear. For murders and highway crashes, this value is computed from the amount people routinely spend (in dollars or time) to reduce their risk of death and injury.

We deliberately excluded one of the largest tangible costs associated with crime, the cost of operating the criminal justice system. Society devotes sizable resources to preventing and punishing criminal activity. We had information available on those costs for crimes but not for crashes. Given their exclusion, our cost estimates are designed to assess the impact of crime on victims, not society's response to crime. Even within that context, it excludes some fear-related costs -- such as a burglar alarm or a canister of pepper spray purchased after a break-in or a crime-induced change in job or housing.

Motor Vehicle Crash Costs:

Modeling crash costs requires estimates of the number of people involved in a crash, the medical details of each person's injuries (ideally, body part injured, nature of the injury, and injury severity, e.g., skull fracture not resulting in loss of consciousness), and the costs of those injuries and associated vehicle damage. The next section describes the methodology used to estimate the incidence and medical details of crash injuries. The succeeding section explains how the costs of crashes were estimated.

Estimation of Injury Incidence and Medical Details

No data system that contains a nationally representative sample of recent U.S. incidence data on non-fatal crash injuries records both crash type and medical descriptions of the injuries. The National Highway Traffic Safety Administration's (NHTSA's) National Accident Sampling System (NASS; NHTSA, 1987) collected data containing medical descriptions of injuries for a representative sample of all police-reported U.S. motor vehicle injury victims in 1984–1986. In 1988, NASS was replaced by two ongoing sampling systems. The Crashworthiness Data System (CDS; NHTSA, 2002b) collects data similar to NASS but focuses on crashes involving automobiles and automobile derivatives, light trucks and vans with gross vehicle weight less than 10,000 pounds (4,537 kg) that are towed due to damage, and excludes pedestrian and non-motorist records. The General Estimates System (GES) collects data on a representative sample of all police-reported crashes, but the only injury description it gives is the severity that a police officer assigned in the police crash report.

GES, like the police reports, uses the KABCO severity scale (National Safety Council, 1990) to classify crash victims as K-killed, A-disabling injury, B-evident injury, C-possible injury, or O-property-damage-only (i.e., no apparent injury). The codes are selected by police officers without medical training, typically without benefit of a hands-on examination. Some victims are transported from the scene before the police officer who completes the crash report even arrives. Thus, police reporting does not accurately describe injuries medically. Moreover, KABCO ratings are coarse and inconsistently coded between states and localities and over time (O'Day, 1993). Viner and Conley (1994) found one cause of this variability was differing state definitions of A-injury. Miller et al. (1987) found police-reported injury counts by KABCO severity systematically varied between states because of differing state crash reporting thresholds (the rules governing which crashes should be reported to the police) and that state reporting thresholds often changed over time. GES verifies that all crash deaths are coded as K and all crash victims coded as K died.

NASS and CDS record both the KABCO codes assigned by police and medical descriptions of injury in the Occupant Injury Coding system (OIC; Association for the Advancement of

Automotive Medicine, 1990). OIC codes include detailed medical descriptions plus AIS threat to life severity scores.

Starting with Miller et al. (1997), NHTSA's past cost studies and ours have met the challenge posed by the lack of an adequate data system by simulating the records that CDS would have collected if it had sampled the non-CDS strata (i.e., injuries to passenger vehicle occupants involved in non-tow-away crashes and to pedestrians, pedalcyclists, and heavy vehicle occupants). Combining the simulated data with the actual CDS data yields a synthesized, nationally representative sample of crashes with both crash types and medical descriptions of the injuries of all people involved in the crashes.

Our simulation used 2005–2008 GES data to reweight the 1984–1986 NASS data for the non-CDS strata so they represent the average annual estimated GES injury victim counts in non-CDS crashes. In applying the GES weights, we controlled for crash type (as defined by geometry), police-reported maximum injury severity, speed limit (≤ 45 miles per hour (mph) and ≥ 50 mph), and restraint use. Weighting the NASS data to GES restraint use levels updates the NASS injury profile to a profile reflecting contemporary belt use levels. This procedure assumes that particular crash types generate typical profiles of injury outcomes that are stable over time, an assumption that Australian research supports (Andreassen, 1986). Sample size considerations drove the decision to pool and average 4 years worth of GES data.

At the completion of the weighting process, we combined the CDS data with the synthesized NASS data on the non-CDS strata. This hybrid file was comprised of 2005–2008 CDS records for non-heavy vehicle, tow-away crashes and of reweighted 1984–86 NASS records for all other crashes. Finally, we adjusted the weights on fatal crashes in both CDS and non-CDS strata so that the weighted counts by strata, crash geometry and speed limit matched the fatal crash counts in NHTSA's Fatality Analysis Reporting System (FARS; NHTSA, 2002a). This adjusted file became our study's incidence file.

Cost Estimation

The second step required to estimate average crash costs is to generate estimates of crash costs by severity. We adopted injury costs from Zaloshnja et al. (2004). That article gives costs per victim in 2000 dollars by body part, whether or not a fracture was involved, and AIS (for both AIS85 and AIS90). We updated the costs to 2010 dollars and merged them onto the hybrid CDS/NASS/FARS file. Comprehensive costs represent the present value, computed at a 3% discount rate, of all costs that result from a crash over the victim's expected life span.

Zaloshnja et al.'s (2004) medical cost estimates drew on data from 1992–1994 Civilian Health and Medical Program of the Uniformed Services (CHAMPUS) data for physician and emergency department fees, 1994–95 data on hospital costs in MD and NY (the only two states where costs, not charges or payments were known), and 1987 National Medical Expenditure Survey (NMES) and 1979–1987 National Council on Compensation Insurance (NCCI) data on the percentage of costs that occur more than 6 months post injury.

Zaloshnja et al. (2004) based short-term productivity loss on information from the CDS 1988–1991 (for AIS85) and CDS 1993–1999 (for AIS90) about the probability an employed person would lose work for a specific injury and the 1993 Survey of Occupational Injury and Illness (SOII) of the U.S. Bureau of Labor Statistics on the per-person days of lost work. Mean probabilities of work loss were estimated from just those CDS records that had the relevant information, which frequently was missing. Sample size considerations drove the decision to pool several years of CDS data. Long-term productivity loss by diagnosis was based on 1979–1987 NCCI Detailed Claims Information (DCI) data on the probability that injuries would cause permanent partial/total disability and 1997 DCI data on the percentage loss of earning power for partially disabled injury victims.

Zaloshnja et al. (2004) included a variety of other direct costs. Miller et al. (in press) updated some of these costs and we used the updated estimates. The other direct costs include emergency services, coroner services (folded into fatal medical costs), incident management, property damage, insurance claims administration, legal and court costs, and workplace disruption costs. These estimates used insurance data, recent data on travel delay that crashes cause motorists whose vehicles did not crash, and data from prior NHTSA studies.

Following Miller et al. (1995), Zaloshnja et al. (2004) based quality of life loss on physicians' estimates of the functional capacity lost over time by injury diagnosis and a systematic review of the survey literature on the loss in value of life that results from different functional losses. These losses were costed based on meta-analyses (Miller 1990; Miller 2000; and Viscusi and Aldy, 2004) examining what people pay for small changes in fatality risk and surveys on what they state they are willing to pay. The mean value of statistical life recommended by Miller (1990) – \$3.3 million (in 2001 dollars) – and subsequently adopted for official use by NHTSA was used in the Zaloshnja et al. (2004)'s quality of life loss cost calculations.

Crime Costs:

The National Crime Victimization Survey (NCVS), conducted by the Census Bureau for the National Institute of Justice, polls a sample of the U.S. population about victimization and its consequences. Interviews are conducted every six months, with panels of respondents included for six surveys each. Each interview covers only new victimization, not the long-term consequences of prior victimizations.

Medical Costs

Unit medical cost and future earnings loss by gender and age group came from Finkelstein et al. (2006). For fatalities, Finkelstein et al. (2006) computed medical costs separately for five places of death identified in the 2000 National Vital Statistics System (NVSS) data: death-on-scene/at home, death-on-arrival to the hospital, death at the ED, death at the hospital after inpatient admission, and death at a nursing home. Depending on place of death, the medical costs incurred might include coroner/medical examiner (C/ME), medical transport, ED, inpatient hospital, or nursing home. The medical costs were weighted by annualized estimates of police-reported crime incidence by place of treatment computed from 2000-2004 NCVS data.

Finkelstein et al. (2006) used 1999 Medical Expenditure Panel Survey (MEPS) data to quantify medical costs for nonhospitalized injuries. For hospitalized injuries, because of the small sample size of admitted injuries in MEPS, they primarily relied on other data sources.

Finkelstein et al. (2006) used Health Care Utilization Program National Inpatient Sample (HCUP-NIS) data and cost-to-charge ratios from the Agency for Healthcare Research and Quality to compute inpatient facility costs. They then used Medstat's Marketscan® data to quantify non-facility costs incurred during an inpatient admission.

Most injuries that require a hospitalization will also require additional treatment after discharge. To develop estimates of short- to medium-term medical costs for injuries requiring an inpatient admission, Finkelstein et al. (2006) multiplied total inpatient costs derived from the HCUP-NIS/Marketscan® data by the ratio of all costs during the first 18 months of injury, on average, to the total inpatient costs for that kind of injury. They derived these ratios from 1996 to 1999 MEPS data. The ratio of total costs to inpatient costs was roughly 1.35 and ranged between 1.02 and 2.13, depending on the type of injury.

To estimate long-term medical costs (18+ months), Finkelstein et al. (2006) used multipliers derived from longitudinal 1979-1988 Detailed Claim Information (DCI) data on 463,174 Worker's Compensation claims. The DCI file was unique and nothing similar has subsequently become available. This method implicitly assumes that while treatment costs vary over time, the ratio of 18-month costs to total lifetime costs has remained constant between the time the DCI data were reported and 2010.

Future earnings

Using the methods in Miller, Cohen, and Rossman (1993), we computed and valued lost housework days per adult and lost school days per student from wage days lost per employed victim. Permanent disability probabilities were computed from the DCI data (following the methods in Miller, Pindus, et al., 1995) and the cause-coded injury data. The lifetime wage and household production losses were valued from the age and sex distribution of crime victims using the same data and methods as for motor vehicle crashes.

Property Damage and Loss

Property damage and loss by crime is an average from 1987-1990 NCVS data.

Quality of Life:

Quality-of-life losses for murders were computed in the same way as for crash fatalities. Estimating values of pain, suffering, fear, and lost quality of life for other crimes involved analyzing jury awards to crime victims (Cohen and Miller, 1994, 2003). The average loss for aggravated assault/robbery with injury was within 5% of the average loss using the methods used for motor vehicle crash costs. (We were unable to apply that method to compute losses due to rape.)

Adapting Costs to Michigan:

National cost estimates were inflated to 2010 dollars using inflators (medical spending per capita, employment cost index, and consumer price index--all items) calculated from the Economic Report of the President (Council of Economic Advisors, 2011). Costs per incident were adjusted to Michigan using ratios of Michigan to national costs. The medical and composite price ratios were calculated from the ACCRA Cost of Living Index (ACCRA, 2010).

References

ACCRA. *ACCRA cost of living index, 2010, Third & Fourth Quarters*. Louisville, KY, 2010.

Andreassen, D. Some further observations on accident severity and casualty class, Proceedings of the 13th ARRB Conference (Vol. 13:9, pp. 12–16). Victoria, Australia: ARRB Melbourne, 1986.

Association for the Advancement of Automotive Medicine. The Abbreviated Injury Scale, 1990. Des Plaines, IL: Association for the Advancement of Automotive Medicine, 1990.

Cohen, MA and TR Miller. Pain and suffering of crime victims: Evidence from jury verdicts, Working Paper, Vanderbilt University, 1994.

Cohen, MA and TR Miller. Willingness to award non-monetary damages and the implied value of life from jury awards, International Review of Law and Economics, 23, 165-181, 2003.

Council of Economic Advisors. Economic Report of the President, Washington, DC: U.S. Government Printing Office, 2011.

Finkelstein, EA, P Corso, TR Miller, I Fiebelkorn, E Zaloshnja, and BA Lawrence,. Incidence and Economic Burden of Injuries in the United States, 2000, New York City: Oxford University Press, 2006.

Miller, TR, S Bhattacharya, E Zaloshnja, DM Taylor, G Bahar, and I David. Costs of crashes to government, United States, 2008. Annals of Advances in Automotive Medicine, 55, conditionally accepted.

Miller, T R. The plausible range for the value of life: Red herrings among the mackerel. Journal of Forensic Economics, 3(3), 17–39,1990.

Miller, TR. Costs and functional consequences of U.S. roadway crashes, Accident Analysis and Prevention, 25:5, 593-607, 1993.

Miller, TR. Valuing non-fatal quality of life losses with quality-adjusted life years: The health economist's meow. Journal of Forensic Economics, 13(2), 145–168, 2000.

Miller, TR., Galbraith, MS, Lestina, D, Schlax, T, Mabery, P, & Deering, R. United States passenger–vehicle crashes by crash geometry: Direct costs and other losses. Accident Analysis and Prevention, 29(3), 343–352,1997.

Miller, TR, MA Cohen, and SB Rossman. Victim costs of violent crime and resulting injuries, Health Affairs, 12:4,186-197, 1993.

- Miller, TR, MA Cohen, and B Wiersema. Crime in the United States: Victim Costs and Consequences, Research in Brief, National Institute of Justice, Grant # 90-IJ-CX-0050, 1997.
- Miller, TR, NM Pindus, JB Douglass, and SB Rossman. Nonfatal Injury Incidence, Costs, and Consequences: A Data Book, The Urban Institute Press, 1995.
- Miller, TR, B Whiting, B Kragh, and C Zegeer. Sensitivity of a highway safety resource allocation model to variations in benefit computation parameters. Transportation Research Record, 1124, 58–65, 1987.
- National Highway Traffic Safety Administration. National Automotive Sampling System: Crashworthiness Data System 1986. Washington, DC: National Highway Traffic Safety Administration, 1987.
- National Highway Traffic Safety Administration. Fatality Analysis Reporting System (FARS) 2001. Washington, DC: National Center for Statistics and Analysis, National Highway Traffic Safety Administration, 2002a.
- National Highway Traffic Safety Administration. National Accident Sampling System Crashworthiness Data System 1999-2001. Washington, DC: National Highway Traffic Safety Administration, 2002b.
- National Safety Council. Manual on Classification of Motor Vehicle Traffic Accidents, Fifth Edition (ANSI D-16.1-1989). Itasca, IL: National Safety Council, 1990.
- O'Day, J. (Ed.). Accident Data Quality: A Synthesis of Highway Practice. National Cooperative Highway Research Program Synthesis 192. Washington DC: Transportation Research Board, National Research Council, National Academy Press, 1993.
- Viscusi, WK, and JE Aldy. The value of statistical life: A critical review of market estimates throughout the world. Journal of Risk and Uncertainty, 27(1), 5–76, 2003.
- Viner, J, and C Conley. Consistency of police reported "incapacitating injuries" between states, Working Paper, Federal Highway Administration, Virginia., 1994.
- Zaloshnja, E, TR Miller, E Romano, and RS Spicer. Crash costs by body part injured, fracture involvement, and threat to life severity, United States, 2000. Accident Analysis and Prevention, 36(3), 415–427, 2004.