

Role of fluid and melt inclusion studies in geologic research

S. E. KESLER¹, R. J. BODNAR² AND T. P. MERNAGH³

¹Department of Earth and Environmental Sciences, University of Michigan, Ann Arbor, MI, USA; ²Department of Geosciences, Blacksburg, VA, USA; ³Geoscience Australia, Canberra, ACT, Australia

ABSTRACT

Although fluid inclusions were apparently known to early naturalists, actual research on fluid and melt inclusions began only in the mid-1800s and grew very slowly for the next 100 years. Russian scientists began systematic studies of inclusions in the 1930s, but it was not until about 1960 that publications mentioning or using fluid inclusions began to increase from a few each year to the present annual level of about 700. Early research focused on ore deposits, first on temperatures and salinities of ore fluids and then on their stable isotopic and major element compositions. Later work extended to fluids in sedimentary and metamorphic environments. Publications using or mentioning melt inclusions only began to increase in number in about 1980 and have grown to today's level of about 200 per year. Early work on melt inclusions focused on igneous rocks with an emphasis on immiscibility and volatile elements and then on rare elements. Recent research on both fluid and melt inclusions has taken advantage of single inclusion analytical methods to investigate speciation and partitioning in both natural and experimental magmatic and aqueous systems.

Key words: evaporite, fluid inclusion, intrusive, melt inclusion, metamorphic, ore deposit, pegmatite, volcanic

Received 31 May 2013; accepted 9 July 2013

Corresponding author: Stephen E. Kesler, Department of Earth and Environmental Sciences, University of Michigan, Ann Arbor, MI 48105, USA.

Email: skesler@umich.edu. Tel: 734-763-5057. Fax: 734-763-4690.

Geofluids (2013) 13, 398–404

INTRODUCTION

Fluid inclusions have been of interest to naturalists for millennia. The first reference to what were probably fluid inclusions is found in the Natural History of Pliny the Elder written in about 75 AD. In about 400 AD, Claudius Claudianus wrote a poem entitled '*On a crystal enclosing a drop of water*' that almost certainly is about a large fluid inclusion in a quartz crystal. According to Lemmlein (1950; quoted in Roedder 1984), the first specific description of fluid inclusions was by Abu Raihan al-Biruni in the 11th century in his book *Kitab al-Jawahir* (Precious Stones). In the 13th century, Ahmad al-Tifashi in Cairo wrote '*Azhar al Afkar*' (Best Thoughts on the Best of Stones) in which he mentions inclusions ('uyub'), liquid (inclusion) ('ma'), air bubble ('rih'), and mud inclusion ('teen'). Also, at approximately the same time, Albertus Magnus, a German medieval scholar and Archbishop of Cologne, wrote a book on lapidary ('*de mineralibus*') with a note on fluid inclusions in beryl, that states 'Beryl is a shining and transparent gemstone of pale color. The most precious kind is the one, in which you see water moving

when you turn him' (translation from German provided by Albert Gilg). The earliest known description in English was by Robert Boyle (1672), who described a moving bubble in a quartz crystal.

Systematic observations of fluid and melt inclusions really began in the 1800s with the pioneering microscopic studies of Davy (1822), Brewster (1823), Sorby (1857), and Zirkel (1873), but then languished for most of the next century. The lack of follow-up to these original studies is puzzling because Sorby (1858) described aqueous inclusions in vein quartz, with homogenization temperatures that decreased outward from an intrusion, the perfect source for ore-forming hydrothermal fluids. When attention finally returned to fluid and melt inclusions, however, they provided critically important information on a wide and growing range of geologic processes from volcanism to ore formation.

FLUID INCLUSION STUDIES

Fluid inclusion studies that trickled into the literature during the late 1800s and early 1900s focused largely on ore

deposits and indicated that they contained fluids with a wide range of compositions. Sorby & Butler (1869) reported CO₂-bearing inclusions in sapphire; Phillips (1875) described aqueous inclusions in the Cornish tin veins; Lindgren (1905) reported salt crystals in fluid inclusions at the Clifton-Morenci porphyry copper deposit; and Newhouse (1932, 1933) described saline fluids without salt crystals in Mississippi Valley-type (MVT) deposits. By the 1930s, Russian geologists had begun fluid inclusion research on a wide range of ore deposits that was summarized by Ermakov *et al.* (1950), Zakharchenko (1950), and Lemlein (1956) (see also the discussion in Roedder 1984, p.4–6). Work outside Russia was less comprehensive, but included early studies on geothermometry by Ingerson (1947), pegmatites by Cameron *et al.* (1951), and decrepitation by Smith (1952), as well as the historical summary of previous work on fluid and melt inclusions by Smith (1953).

Wider application of these pioneering studies was limited in part by the debate about whether fluid inclusions leaked (Kennedy 1950; Skinner 1953) and by the lack of suitable equipment to measure homogenization and freezing temperatures. Resolution of the leakage dispute by the experiments of Roedder & Skinner (1968) and development of simple heating and freezing equipment for use on microscopes by Roedder (1962, 1963) resulted in wider acceptance of fluid inclusion research. By about 1970, publications using or mentioning fluid inclusions became common and research grew rapidly from a few papers per year to the present rate of over 700 per year (Fig. 1A).

Some of the earliest fluid inclusion studies were surveys showing the range of temperatures and salinities in various ore deposit types (Fig. 2A), including MVT Pb-Zn-Ba-F (Roedder 1967), Bolivian tin (Kelly & Turneure 1970), and porphyry Cu deposits (Roedder 1971). This work, when combined with analyses of inclusion leachates (Hall & Friedman 1963) and isotopic compositions (Rye & O'Neil 1968), provided support for efforts to determine the different sources from which hydrothermal solutions were derived (White 1957, 1974). Later studies shed light on processes occurring during ore formation, including boiling in epithermal systems (Kamilli & Ohmoto 1977) and halite saturation in porphyry copper and chimney-manto systems (Erwood *et al.* 1979; Wilson *et al.* 1980), as well as on vertical zoning in inclusion fluids in epithermal, porphyry copper, and orogenic gold systems (Bodnar & Beane 1980; Robert & Kelly 1983; Dilles & Einaudi 1992).

After about 1980, fluid inclusion studies began to be applied to problems in sedimentary and metamorphic geology (Hollister & Crawford 1981; Roedder 1984; Goldstein & Reynolds 1994) (Fig. 2B). Topics of greatest interest included characterization of metamorphic fluids (Crawford 1981; Touret 1981) basin evolution and fluid expulsion, including hydrocarbons (McLimans 1981; Burruss *et al.* 1983), variations in chemistry of seawater

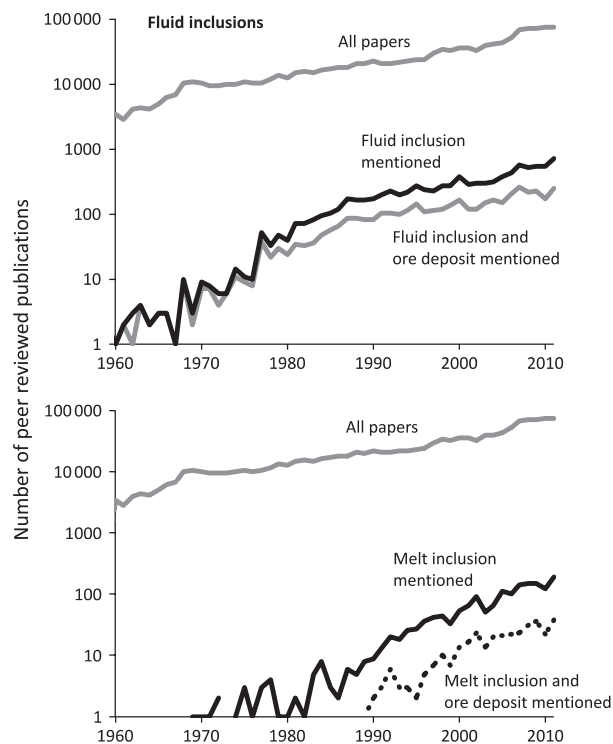


Fig. 1. Growth of peer-reviewed publications that mention fluid or melt inclusions or that mention both ore deposits and fluid or melt inclusions. Note that fluid inclusion studies began to grow sooner than melt inclusion studies, and that ore deposit studies have made up a much greater fraction of fluid inclusion studies. This figure, and the two that follow, is based on Georef searches for publications written in English or with titles or abstracts that were translated into English. This approach is comprehensive with the exception of early studies by Russian and French authors, some of which are mentioned here.

through time (Channer *et al.* 1997; Timofeef *et al.* 2006), generation of evaporites (Ayora *et al.* 1994), and dolomitization (Machel 1987; Aulstead *et al.* 1988). This work expanded rapidly, and by 2012, the proportion of fluid inclusion studies that focused on ore deposits had decreased from 100% of all papers in the early 1960s to about 35% (Fig. 1A).

Fluid inclusion studies were enhanced greatly by the development of a method to synthesize inclusions of known composition under controlled conditions (Sternner & Bodnar 1984; Bodnar & Sternner 1985). This led to a burst of studies that used synthetic inclusions to investigate a wide range of geochemical problems (Fig. 3), including a series of important studies of phase equilibria in H₂O-salt-gas systems starting with Bodnar *et al.* (1985) and extending to Lin & Bodnar (2010). Ironically, synthetic inclusions were also used to confirm that fluid inclusions could leak under special circumstances (Hall & Sternner 1993, 1995; Sternner *et al.* 1995).

By about 2000, just as the number of synthetic inclusion studies had tapered off (Fig. 3), analysis of single

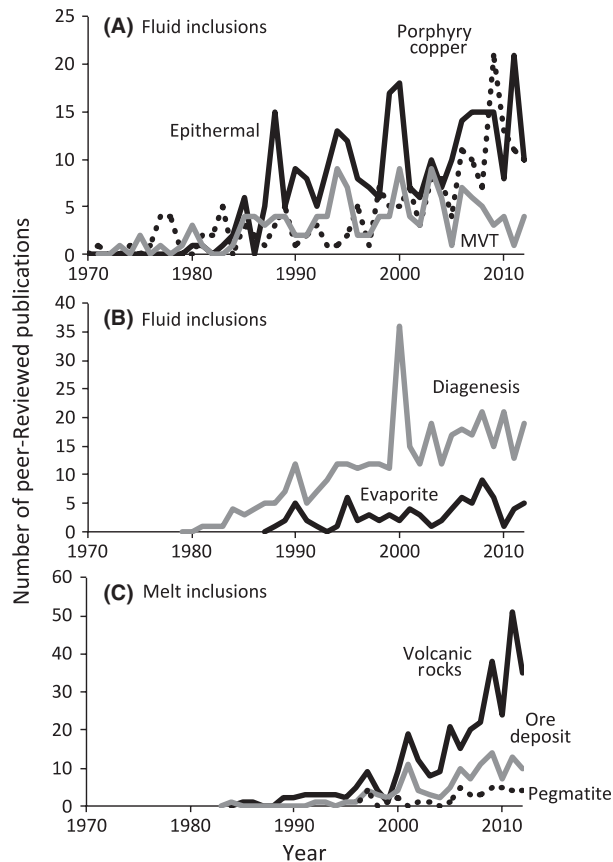


Fig. 2. Growth in number of peer-reviewed publications that mention fluid inclusions in epithermal, porphyry copper, and MVT deposits (A) and in diagenetic and evaporite settings (B) and melt inclusions in volcanic rocks, ore deposits, and pegmatites (C) (data from Georef). There is considerable overlap in some of these categories, especially between MVT deposits and evaporites.

fluid inclusions had improved so much that trace elements were detectable. Earlier efforts to analyze individual inclusions had used Raman and quadrupole MS methods that were most effective on gaseous inclusion contents (Blamey 2012; Frezzotti *et al.* 2012). Development and validation of particle-induced X-ray/gamma-ray emission (PIXE/PIGE) and laser ablation, inductively coupled mass spectrometry (LA-ICP-MS) methods for analyzing trace elements in individual fluid and melt inclusions (Heinrich *et al.* 1992, 2003; and Audétat *et al.* 2000a,b; Allan *et al.* 2005) offered a new way to link fluid inclusions to migration of trace elements in the crust. Use of infrared light microscopic methods (Campbell *et al.* 1984) also allowed analysis of single inclusions in opaque ore minerals (Kouzamanov *et al.* 2010). More recently, infrared synchrotron X-ray fluorescence, X-ray absorption near edge structure (XANES) measurements have been used to determine element speciation in single inclusions (Richard *et al.* 2012).

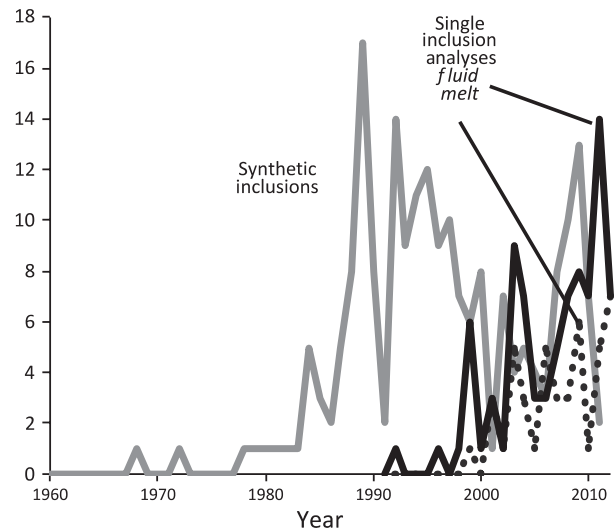


Fig. 3. Change in peer-reviewed publications focused on synthetic inclusions (as mentioned in title) compared with the change in publications that mention single inclusion analyses by PIXE or ICP-MS methods (data from Georef). Note the increase in synthetic inclusion publications after about 2000 related to experimental studies using single inclusion analyses.

MELT INCLUSION STUDIES

Melt inclusions were also recognized in early studies (Sorby 1858), but little attention was given to them during the next hundred years. Their 20th century renaissance was also much slower; whereas fluid inclusion studies began to grow in about 1960, the rise in melt inclusion studies did not begin until about 1980 (Fig. 1B). The stage for this rise was set between 1940 and 1980, when Russian geologists described observations on igneous rocks, including some pegmatites, which indicated extensive immiscibility in silicate systems (Zakharchenko 1968; Clocchiatti 1975; Sobolev & Kostyuk 1975). Elsewhere, Roedder & Coombs (1967) described complex inclusions containing silicate glass, saline fluid, and gas that were thought to represent ‘simultaneous coexistence of immiscible silicate and saline fluid phases in the granitic melt’, and Roedder & Weiblen (1970, 1971) showed the importance of immiscibility in lunar samples.

Early melt inclusion studies had their own controversy about leakage (Anderson 1991; Lowenstern & Mahood 1991), as well as the question of whether boundary layer effects around the host crystal meant that the trapped melt did not represent the bulk melt (Watson *et al.* 1982; Bacon 1989). While guidelines for melt inclusion observations and interpretations have improved over the years (Lowenstern 1995, 2003; Bodnar & Student 2006) and have provided a foundation for wider application of melt inclusion studies, controversies remain concerning the validity and interpretation of melt inclusion data (c.f., Danyushevsky *et al.* 2002; Steele-MacInnis *et al.* 2011).

The first generation of modern melt inclusion studies focused on felsic and mafic volcanic rocks to evaluate the degassing of H₂O, CO₂, S, and Cl and the role of volatiles in volcanic eruptions (Harris & Anderson 1984; Anderson *et al.* 1989; Dunbar *et al.* 1989). Melt inclusions in volcanic rocks were also used to evaluate the spatial heterogeneity of volatile contents in magma chambers; rates, locations, and timing of crystal growth; and magma mixing (Metrich & Clocchiatti 1989; Dunbar & Hervig 1992; Christensen & Halliday 1996; Roggensack *et al.* 1997).

Early studies of melt inclusions in intrusive rocks focused on granites enriched in fluorine, tin, and other rare elements (Naumov *et al.* 1977; Kovalenko *et al.* 1984) and on the vapor phase and/or highly saline liquid that was present in many inclusions (Roedder 1984; Frezzotti 1992). These studies went on to estimate the partitioning between magma and vapor or between magma and aqueous phase of volatile constituents (Stix & Graham 1996), as well as ore elements that were concentrated enough to be detected by microprobe (Reyf 1997; Webster *et al.* 1997). Development of PIXE and laser-ablation ICP-MS methods (Fig. 3) allowed an increase in studies of ore elements in melt inclusions from deposit types associated with igneous rocks, including tin and molybdenum deposits (Webster *et al.* 1996; Dietrich *et al.* 2000; Audétat 2010), porphyry copper deposits (Student & Bodnar 2004), geothermal systems (Chambefort *et al.* 2012), carbonatites and rare earth elements (Qin *et al.* 2007; Xie *et al.* 2009), and IOCG deposits (McPhie *et al.* 2011).

THE FUTURE

The much lower detection limit for most elements afforded by PIXE/PIGE, LA-ICP-MS, and other advanced analytical methods has opened a new chapter in inclusion research. Most early single inclusion analytical studies focused on natural inclusions with an emphasis on changes in element concentrations in fluids as they evolved through the ore-forming process or on partitioning of elements between or among magma, fluid, and vapor (Ulrich *et al.* 1999, 2001; Audétat *et al.* 2000a,b; Appold *et al.* 2004). As methods were perfected, they have been extended to analyze inclusions in experimental charges that were generated under known conditions (Simon 2003; Bell *et al.* 2011; Frank *et al.* 2011). These studies are providing basic information on equations of state and solubilities that are needed to develop rigorous chemical models for the generation and evolution of magmas and magmatic fluids, and the migration and deposition of trace elements in all types of hydrothermal solutions. Future inclusion research will undoubtedly expand to take on new questions. Possible directions include age measurements of inclusion fluids (Wayne *et al.* 1996), the use of biomarkers, noble gas isotopes and halogens to trace the source of inclusion fluids

(Dutkiewicz *et al.* 2006; Kendrick *et al.* 2011), and the study of microorganisms in fluid inclusions (Naumov *et al.* 2013).

ACKNOWLEDGEMENTS

RJB thanks Albert Gilg for discussions and information concerning the earliest references to fluid inclusions. TM publishes with the permission of the CEO of Geoscience, Australia.

REFERENCES

- Allan MM, Yardley BWD, Forbes LJ, Shmulovich KI, Banks DA, Shepherd TJ (2005) Validation of LA-ICP-MS fluid inclusion analysis with synthetic fluid inclusions. *American Mineralogist*, **90**, 1767–75.
- Anderson AT Jr (1991) Hourglass inclusions: theory and application to the Bishop rhyolitic tuff. *American Mineralogist*, **76**, 530–47.
- Anderson AT Jr, Newman S, Williams SN, Druitt TH, Skirius C, Stolper E (1989) H₂O, CO₂, Cl and gas in Plinian and ash-flow Bishop rhyolite. *Geology*, **17**, 221–5.
- Appold MS, Numelin TJ, Shepherd TJ, Chenery SR (2004) Limits on the metal content of fluid inclusions in gangue minerals from the Viburnum Trend, Southeast Missouri, determined by laser ablation ICP-MS. *Economic Geology*, **99**, 185–98.
- Audétat A (2010) Source and evolution of molybdenum in the porphyry Mo(-Nb) deposit at Cave Peak, Texas. *Journal of Petrology*, **51**, 1739–60.
- Audétat A, Gunther D, Heinrich CA (2000a) Causes for large-scale metal zonation around mineralized plutons: fluid inclusion LA-ICP-MS evidence from the Mole Granite, Australia. *Economic Geology*, **95**, 1563–81.
- Audétat A, Gunther D, Heinrich CA (2000b) Magmatic-hydrothermal evolution in a fractionating granite: a microchemical study of the Sn-W-F mineralized Mole Granite (Australia). *Geochimica et Cosmochimica Acta*, **64**, 3373–93.
- Aulstead KL, Spencer RJ, Krouse RH (1988) Fluid inclusion and isotopic evidence on dolomitization, Devonian of Western Canada. *Geochimica et Cosmochimica Acta*, **52**, 1027–35.
- Ayora C, Garcia-Veigas J, Pueyo J-J (1994) The chemical and hydrological evolution of an ancient potash-forming evaporite basin as constrained by mineral sequence, fluid inclusion composition, and numerical simulation. *Geochimica et Cosmochimica Acta*, **58**, 3379–94.
- Bacon CR (1989) Crystallization of accessory phases in magmas by local saturation adjacent to phenocrysts. *Geochimica et Cosmochimica Acta*, **53**, 1055–66.
- Bell AS, Simon AC, Guilong M (2011) Gold solubility in oxidized and reduced, water-saturated mafic melt. *Geochimica et Cosmochimica Acta*, **75**, 1718–32.
- Blamey NJF (2012) Composition and evolution of crustal, geothermal and hydrothermal fluids interpreted using quantitative fluid inclusion gas analysis. *Journal of Geochemical Exploration*, **116–117**, 17–27.
- Bodnar RJ, Beane RE (1980) Temporal and spatial variations in hydrothermal fluid characteristics during vein filling in preore cover overlying deeply buried porphyry copper-type mineralization at Red Mountain, Arizona. *Economic Geology*, **75**, 876–93.

- Bodnar RJ, Sterner SM (1985) Synthetic fluid inclusions in natural quartz. II. Application to PVT studies. *Geochimica et Cosmochimica Acta*, **49**, 1855–9.
- Bodnar RJ, Student JJ (2006) Melt inclusions in plutonic rocks: petrography and microthermometry. *Mineralogical Association of Canada Short Course*, **36**, 1–25.
- Bodnar RJ, Burnham CW, Sterner SM (1985) Synthetic fluid inclusion in natural quartz; III, Determination of phase equilibrium properties in the system H₂O–NaCl to 1000 degrees C and 1500 bars. *Geochimica et Cosmochimica Acta*, **49**, 1861–73.
- Boyle R (1672) *An Essay About the Origin and Virtues of Gems*. William Godbid, London.
- Brewster D (1823) On the existence of two new fluids in the cavities of minerals, which are immiscible, and possess remarkable physical properties. *Transactions Royal Society of Edinburgh*, **10**, 1–14.
- Burruss RC, Cercone KR, Harris PM (1983) Fluid inclusion petrography and tectonic-burial history of the Al Ali No. 2 well. Evidence for the timing of diagenesis and oil migration, northern Oman Foredeep. *Geology*, **11**, 567–70.
- Cameron EN, Rowe RB, Weis PL (1951) Fluid inclusion in beryl and quartz from pegmatites of the Middletown District, Connecticut (Part 1). *American Mineralogist*, **36**, 11–2.
- Campbell AR, Rye D, Petersen U (1984) Internal features of minerals seen with the infrared microscope. *Economic Geology*, **79**, 1387–1392.
- Chambeffort I, Rae A, Bignall G (2012) Direct magmatic input in geothermal systems of the Taupo Volcanic Zone. *Mineralogical Magazine*, **76**, 1–20.
- Channer DMDeR, de Ronde CEJ, Spooner ETC. (1997) The Cl⁻–Br⁻–I⁻ composition of similar to 3.23 Ga modified seawater. implications for the geological evolution of ocean halide chemistry. *Earth and Planetary Science Letters*, **3–4**, 325–35.
- Christensen JN, Halliday AN (1996) Rb–Sr ages and Nd isotopic compositions of melt inclusions from the Bishop Tuff and the generation of silicic magma. *Earth and Planetary Science Letters*, **144**, 547–61.
- Clocchiatti R (1975) Les inclusions vitreuses des cristaux de quartz. Étude optique, thermo-optique et chimique. Applications géologiques. [Glass (melt) inclusions in quartz. Optical, microthermometric and chemical study. Geologic applications]. *Memoires de la Société Géologique de France*, **LIV**, **122**, 1–96 [in French].
- Crawford ML (1981) Fluid inclusions in metamorphic rocks; low and medium grade. *Mineralogical Society of American Short Course Handbook*, **6**, 157–81.
- Danyushevsky LV, McNeill AW, Sobolev AV (2002) Experimental and petrological studies of melt inclusions in phenocrysts from mantle-derived magmas: an overview of techniques, advantages and complications. *Chemical Geology*, **183**, 5–24.
- Davy H (1822) On the state of water and aeriform matter in cavities found in certain crystals. *Philosophical Transactions Royal Society of London*, **2**, 367–76.
- Dietrich A, Lehmann B, Wallianos A (2000) Bulk rock and melt inclusion geochemistry of Bolivian tin porphyry systems. *Economic Geology*, **95**, 313–26.
- Dilles JH, Einaudi MT (1992) Wall-rock alteration and hydrothermal flow paths about the Ann-Mason porphyry copper deposit, Nevada; a 6-km vertical reconstruction. *Economic Geology*, **87**, 963–2001.
- Dunbar NW, Hervig RL (1992) Petrogenesis and volatile stratigraphy of the Bishop Tuff; evidence from melt inclusion analysis. *Journal of Geophysical Research*, **97**, B11, 15, 129–15, 150.
- Dunbar NW, Hervig RL, Kyle PR (1989) Determination of pre-eruptive H₂O, F, and Cl contents of silicic magmas using melt inclusions. examples from Taupo volcanic center, New Zealand. *Bulletin of Volcanology*, **51**, 177–84.
- Dutkiewicz A, Volk H, George SC, Ridley J, Buick R (2006) Biomarkers from Huronian oil-bearing fluid inclusions: an uncontaminated record of life before the Great Oxidation Event. *Geology*, **34**, 437–40.
- Ermakov NP (1950) *Research on the nature of mineral-forming solutions*. University of Kharkov Press, Kharkov, 460 p. translated in Ermakov NP (1965) International Series of Monographs in Earth Sciences, **22**, Pergamon, New York, 743 p.
- Erwood RJ, Kesler SE, Cloke PL (1979) Compositionally distinct, saline hydrothermal solutions, Naica Mine, Chihuahua, Mexico. *Economic Geology*, **74**, 95–106.
- Frank MR, Simon AC, Pettke T, Candela PA, Piccoli PM (2011) Gold and copper partitioning in magmatic-hydrothermal systems at 800 degrees C and 100 MPa. *Geochimica Cosmochimica Acta*, **75**, 2470–82.
- Frezzotti M-L (1992) Magmatic immiscibility and fluid phase evolution in the Mount Genis granite (southeastern Sardinia, Italy). *Geochimica Cosmochimica Acta*, **56**, 21–33.
- Frezzotti ML, Tecce F, Casagli A (2012) Raman spectroscopy for fluid inclusion analysis. *Journal of Geochemical Exploration*, **112**, 1–20.
- Goldstein RH, Reynolds TJ (1994) Systematics of fluid inclusions in diagenetic minerals. *SEPM Short Course Notes*, **31**, 199.
- Hall WE, Friedman I (1963) Composition of fluid inclusions, Cave-in-Rock fluorite district, Illinois and Upper Mississippi Valley zinc-lead district. *Economic Geology*, **58**, 886–911.
- Hall DL, Sterner SM (1993) Preferential water loss from synthetic fluid inclusion. *Contributions to Mineralogy and Petrology*, **114**, 489–500.
- Hall DL, Sterner SM (1995) Experimental diffusion of hydrogen into synthetic fluid inclusion in quartz. *Journal of Metamorphic Geology*, **13**, 345–55.
- Harris D, Anderson AT Jr (1984) Volatiles H₂O, CO₂, and Cl in a subduction related basalt. *Contributions to Mineralogy and Petrology*, **87**, 120–8.
- Heinrich CA, Ryan CG, Mernagh TP, Eadington PJ (1992) Segregation of ore metals between magmatic brine and vapor. a fluid inclusion study using PIXE microanalysis. *Economic Geology*, **87**, 1566–83.
- Heinrich CA, Pettke T, Halter WE, Aigner-Torres M, Audétat A, Gunther D, Hattendorf B, Bleiner D, Guillong M, Horn I (2003) Quantitative multi-element analysis of minerals, fluid and melt inclusions by laser-ablation inductively-coupled-plasma mass-spectrometry. *Geochimica et Cosmochimica Acta*, **67**, 3473–97.
- Hollister LS, Crawford ML, Editors (1981) *Fluid Inclusions. Applications to Petrology*. Mineralogical Association of Canada, Ontario, Short Course Handbook, **6**, 304 p.
- Ingerson E (1947) Liquid inclusions in geologic thermometry. *American Mineralogist*, **32**, 375–88.
- Kamilli J, Ohmoto H (1977) Paragenesis, zoning, fluid inclusion, and isotopic studies of the Finlandia Vein, Colqui District, central Peru. *Economic Geology*, **72**, 950–82.
- Kelly WC, Turneure FS (1970) Mineralogy, paragenesis and geothermometry of the tin and tungsten deposits of the eastern Andes, Bolivia. *Economic Geology*, **65**, 609–80.
- Kendrick MA, Honda M, Walshe J, Petersen K (2011) Fluid sources and the role of abiogenic-CH₄ in Archean gold

- mineralization: constraints from noble gases and halogens. *Precambrian Research*, **189**, 313–27.
- Kennedy GC (1950) “Pneumatolysis” and the liquid inclusion method of geologic thermometry. *Economic Geology*, **45**, 533–47.
- Kouzamanov K, Pettke T, Heinrich CA (2010) Direct analysis of ore-precipitating fluids: combined IR microscopy and LA-ICP-MS study of fluid inclusions in opaque ore minerals. *Economic Geology*, **105**, 351–73.
- Kovalenko VI, Kovalenko NI, Didier J (1984) Problems of the origin, ore-bearing and evolution of rare-metal granitoids. *Physics of the Earth and Planetary Interiors*, **35**, 51–62.
- Lemlein GG (1956) Formation of fluid inclusions and their use in geological thermometry. *Geochemistry*, **6**, 630–42.
- Lin F, Bodnar RJ (2010) Synthetic fluid inclusion XVIII; experimental determination of the PVTX properties of H₂O-CH₄ to 500 C, 3 kbar and XCH₄ ≤ 4 mole%. *Geochimica Cosmochimica Acta*, **74**, 3260–73.
- Lindgren W (1905) *The copper deposits of the Clifton-Morenci district, Arizona*. U.S. Geological Survey Professional Paper 43 375.
- Lowenstern JB (1995) Applications of silicate melt inclusions to the study of magmatic volatiles. In: Thompson, J.F.H. (ed.) *Magmas, Fluid and Ore Deposits*. Mineralogical Association of Canada Short Course, **23**, 71–99.
- Lowenstern JB (2003) Melt inclusions come of age. Volatiles, Volcanoes, and Sorby’s Legacy, In: *Melt Inclusions in Volcanic Systems. Methods, Applications and Problems*. Developments in Volcanology 5 (eds de Vivo B, Bodnar RJ), pp. 1–22. Elsevier Press, Amsterdam.
- Lowenstern JB, Mahood GA (1991) New data on magmatic H₂O contents of pantellerites, with implications for petrogenesis and eruptive dynamics at Pantelleria. *Bulletin of Volcanology*, **54**, 78–83.
- Machel H-G (1987) Saddle dolomite as a by-product of chemical compaction and thermochemical sulfate reduction. *Geology*, **15**, 936–40.
- McLimans RK (1981) Applications of fluid inclusion studies to reservoir diagenesis and petroleum migration; Smackover Formation, U.S. Gulf Coast, and Fateh Field, Dubai. *AAPG Bulletin*, **65**, 957.
- McPhie J, Kamenetsky V, Allen S, Ehrig K, Agangi A, Bath A (2011) The fluorine link between a supergiant ore deposit and a silicic large igneous province. *Geology*, **39**, 1003–6.
- Metrich N, Clocchiatti R (1989) Melt inclusion investigation of the volatile behaviour in historic alkali basaltic magmas of Etna. *Bulletin of Volcanology*, **51**, 185–98.
- Naumov VB, Kovalenko VI, Ivanova GF, Vladykin NV (1977) The genesis of topaz according to the data on microinclusions. *Geochemistry International*, **14**, 2, 1–8.
- Naumov VB, Prokof’ev VYu, Vapnik EA (2013) Studies of microorganisms in fluid inclusions in natural quartz. *Geochemistry International*, **51**, 417–20.
- Newhouse WH (1932) The composition of vein solutions as shown by liquid inclusions in minerals. *Economic Geology*, **27**, 419–36.
- Newhouse WH (1933) The temperature of formation of the Mississippi Valley lead, zinc deposits. *Economic Geology*, **28**, 744–50.
- Phillips JA (1875) The rocks of the mining districts of Cornwall and their relations to metalliferous deposits. *Geological Society of London Quarterly Journal*, **31**, 319–345.
- Qin C, Qiu Y, Zhou G, Wang Z, Zhang T (2007) Fluid inclusion study of carbonatite dykes/veins and ore-hosted dolostone at the Bayan Obo ore deposit. *Yanshi Xuebao=Acta Petrologica Sinica*, **23**, 161–8.
- Reyf FG (1997) Direct evolution of W-rich brines from crystallizing melt within the Mariktikan granite pluton, west Transbaikalia. *Mineralium Deposita*, **32**, 475–90.
- Richard A, Cauzid J, Cathelineau M, Boiron M-C, Mercadier J, Cuney M (2012) Synchrotron XRF and XANES investigation of uranium speciation and element distribution in fluid inclusions from unconformity-related uranium deposits. *Geofluids*, **13**, 101–11.
- Robert F, Kelly WC (1983) Ore-forming fluids in archean gold-bearing quartz veins at the Sigma Mine, Abitibi Greenstone Belt, Quebec, Canada. *Economic Geology*, **82**, 1464–82.
- Roedder E (1962) Studies of fluid inclusions I: low temperature application of a dual-purpose freezing and heating stage. *Economic Geology*, **57**, 1045–61.
- Roedder E (1963) Studies of fluid inclusions II: freezing data and their interpretation. *Economic Geology*, **58**, 167–211.
- Roedder E (1967) Environment of deposition of stratiform (Mississippi Valley type) ore deposits from studies of fluid inclusions in J.S. Brown, ed, *Genesis of Stratiform Lead Zinc Barite Fluorite Deposits (Mississippi Valley Type Deposits)*. *Economic Geology*, **3**, 349–63.
- Roedder E (1971) Fluid inclusion studies on the porphyry-type ore deposits at Bingham, Utah, Butte, Montana and Climax Colorado. *Economic Geology*, **66**, 98–120.
- Roedder E (1984) *Reviews in Mineralogy*, Mineralogical Society of America **12**, 646 p.
- Roedder E, Coombs DS (1967) Immiscibility in granitic melts, indicated by fluid inclusions in ejected granitic blocks from Ascension Island. *Journal of Petrology*, **8**, 417–51.
- Roedder E, Skinner BJ (1968) Experimental evidence that fluid inclusions do not leak. *Economic Geology*, **63**, 715–30.
- Roedder E, Weiblen PW (1970) Silicate liquid immiscibility in lunar magmas, evidenced by melt inclusion in lunar rocks. *Science*, **167**, 641–4.
- Roedder E, Weiblen PW (1971) Petrology of silicate melt inclusions, Apollo 11 and Apollo 12 and terrestrial equivalents, in Proc. Lunar Science Conf., 2nd Proc. v. 1. *Geochimica Cosmochimica Acta*, **2**, 507–28.
- Roggensack K, Hervig RL, McKnight SB, Williams SN (1997) Explosive basaltic volcanism from Cerro Negro volcano. Influence of volatiles on eruptive style. *Science*, **277**, 1639–42.
- Rye RO, O’Neil JR (1968) The O¹⁸ Content of Water in Primary Fluid Inclusions from Providencia, North-Central Mexico. *Economic Geology*, **63**, 232–8.
- Simon A (2003) Experimental determination of Au solubility in rhyolite melt and magnetite; constraint on magmatic Au budgets. *American Mineralogist*, **88**, 1644–51.
- Skinner BJ (1953) Some considerations regarding liquid inclusions as geologic thermometers. *Economic Geology*, **48**, 541–50.
- Smith FG (1952) Decrepitation characteristics of garnet. *American Mineralogist*, **37**, 470–91.
- Smith FG (1953) *Historical Development of Inclusion Thermometry*. University of Toronto Press, Toronto, Canada.
- Sobolev VS, Kostyuk VP (1975) Magmatic crystallization based on a study of melt inclusions. *Fluid Inclusion Research*, **9**, 182–235.
- Sorby HC (1857) On some peculiarities in the microscopical structure of crystals, applicable to the determination of the aqueous or igneous origin of minerals and rocks. *Philosophical Magazine*, **4**, 15, 152–4.
- Sorby HC (1858) On the microscopic structures of crystals, indicating the origin of minerals and rocks. *Journal of the Geological Society of London*, **14**, 453–500.

- Sorby HC, Butler PJ (1869) On the structure of rubies, sapphires, diamonds and some other minerals. *Proceedings Royal Society*, **17**, 291–303.
- Steele-MacInnis M, Esposito R, Bodnar RJ (2011) Thermodynamic model for the effect of post-entrapment crystallization on the H₂O-CO₂ systematics of volatile-saturated silicate melt inclusions. *Journal of Petrology*, **52**, 2461–82.
- Sternner SM, Bodnar RJ (1984) Synthetic fluid inclusions in natural quartz; 1, Compositional types synthesized and applications to experimental geochemistry. *Geochimica et Cosmochimica Acta*, **48**, 2659–68.
- Sternner SM, Hall DL, Keppler H (1995) Compositional re-equilibration of fluid inclusions in quartz. *Contributions to Mineralogy and Petrology*, **119**, 1–15.
- Stix J, Graham LD (1996) Gas saturation and evolution of volatile and light lithophile elements in the Bandelier magma chamber between two caldera-forming eruptions. *Journal of Geophysical Research*, **101** B11, 25181–96.
- Student JJ, Bodnar RJ (2004) Silicate melt inclusion in porphyry copper deposits. identification and homogenization behavior. *Canadian Mineralogist*, **42**, 1583–99.
- Timofeev MN, Lowenstein TK, Marins da Silva MA, Harris NB (2006) Secular variation in the major-ion chemistry of seawater. Evidence from fluid inclusion in Cretaceous halites. *Geochimica Cosmochimica Acta*, **70**, 1977–94.
- Touret J (1981) Fluid inclusion in high-grade metamorphic rocks. *Mineralogical Society of America Short Course Handbook*, **6**, 182–208.
- Ulrich T, Gunther D, Heinrich CA (1999) Gold concentrations of magmatic brines and the metal budget of porphyry copper deposits. *Nature*, **399**, 676–9.
- Ulrich T, Gunther D, Heinrich CA (2001) The evolution of a porphyry Cu-Au deposit, based on LA-ICPMS analysis of fluid inclusions. Bajo de la Alumbrera, Argentina. *Economic Geology*, **96**, 1743–74.
- Watson EB, Sneeringer MA, Ross A (1982) Diffusion of dissolved carbonate in magmas. experimental results and applications. *Earth and Planetary Science Letters*, **61**, 346–58.
- Wayne DM, Miller MF, Scrivener RC, Banks DA (1996) U-Pb and Rb-Sr isotopic systematics of fluids associated with mineralization of the Dartmoor granite, southwest England. *Geochimica Cosmochimica Acta*, **60**, 653–66.
- Webster JD, Burt DM, Aguillon RA (1996) Volatile and lithophile trace-element geochemistry of Mexican tin rhyolite magmas deduced from melt inclusions. *Geochimica Cosmochimica Acta*, **60**, 3267–83.
- Webster JD, Thomas R, Rhede D, Foerster H-J, Seltmann R (1997) Melt inclusions in quartz from an evolved peraluminous pegmatite; geochemical evidence for strong tin enrichment in fluorine-rich and phosphorus-rich residual liquids. *Geochimica et Cosmochimica Acta*, **61**, 2589–604.
- White DE (1957) Magmatic, connate, and metamorphic waters. *Bulletin of the Geological Society of America*, **68**, 1659–82.
- White DE (1974) Diverse origins of hydrothermal ore fluids. *Economic Geology*, **69**, 954–73.
- Wilson JYJ, Kesler SE, Cloke PL, Kelly WC (1980) Fluid inclusion geochemistry of the Granisle and Bell porphyry copper deposits, British Columbia. *Economic Geology*, **75**, 45–61.
- Xie Y, Hou Z, Yin S, Dominy SC, Xu J (2009) Continuous carbonatitic melt-fluid evolution of a REE mineralization system; evidence from inclusions in the Maoniuping REE deposit, western Sichuan, China. *Ore Geology Reviews*, **36**, 90–105.
- Zakharchenko AI (1950) Study of liquid inclusions in quartz (in Russian). *L'vov Geol. Obsch. Mineral. Sbornik*, **4**, 167–87.
- Zakharchenko AI (1968) *Gas-solid inclusions of residual melts in granites, aplites, and pegmatites and results of their investigation*. Vses. Nauch.-Issl. Inst. Sinteza Mineral, Syr'ya, Moscow (Referenced in Georef).
- Zirkel F (1873) *Die mikroskopische Beschaffenheit der Mineralien und Gesteine*. Wilhelm Englemann, Leipzig.

GEOFLUIDS

Volume 13, Number 4, November 2013

ISSN 1468-8115

CONTENTS

- 395 **EDITORIAL: Introduction to thematic issue on fluid and melt inclusions**
R.J. Bodnar, T.P. Mernagh, I.M. Samson and C.E. Manning
- 398 **Role of fluid and melt inclusion studies in geologic research**
S.E. Kesler, R.J. Bodnar and T.P. Mernagh
- 405 **Nanogranite inclusions in migmatitic garnet: behavior during piston-cylinder remelting experiments**
O. Bartoli, B. Cesare, S. Poli, A. Acosta-Vigil, R. Esposito, A. Turina, R.J. Bodnar, R.J. Angel and J. Hunter
- 421 **Melt inclusion evidence for magma evolution at Mutnovsky volcano, Kamchatka**
K. Robertson, A. Simon, T. Pettke, E. Smith, O. Selyangin, A. Kiryukhin, S.R. Mulcahy and J.D. Walker
- 440 **Investigation of long-term geochemical variations and magmatic processes at Mount St. Helens**
M.J. Severs, K.J. Gryger, S.A. Makin, R.J. Bodnar and W.B. Bradford
- 453 **Zircon-bearing, crystallized melt inclusions in peritectic garnet from the western Adirondack Mountains, New York State, USA**
R.S. Darling
- 460 **Are silicate-rich inclusions in spodumene crystallized aliquots of boundary layer melt?**
A.J. Anderson
- 467 **Observations on the crystallization of spodumene from aqueous solutions in a hydrothermal diamond-anvil cell**
J. Li, I.-M. Chou, S. Yuan and R.C. Burruss
- 475 **Fluid inclusion evidence for a genetic link between simple antimony veins and giant silver veins in the Coeur d'Alene mining district, ID and MT, USA**
A.H. Hofstra, E.E. Marsh, T.I. Todorov and P. Emsbo
- 494 **An evaluation of hydrogen sulfide in orogenic gold fluids and the uncertainties associated with vapor-rich inclusions**
T.P. Mernagh and E.N. Bastrakov
- 506 **Geology, fluid inclusion, and isotope constraints on ore genesis of the Neoproterozoic Jinshan orogenic gold deposit, South China**
C. Zhao, P. Ni, G.-G. Wang, J.-Y. Ding, H. Chen, K.-D. Zhao, Y.-T. Cai and Y.-F. Xu
- 528 **Fluid inclusions at different depths in the Sanshandao gold deposit, Jiaodong Peninsula, China**
F.F. Hu, H.R. Fan, X.H. Jiang, X.C. Li, K.F. Yang and T. Mernagh
- 542 **Boiling as a mechanism for colour zonations observed at the Byrud emerald deposit, Eidsvoll, Norway: fluid inclusion, stable isotope and Ar-Ar studies**
L. Loughrey, D. Marshall, P. Ihlen and P. Jones
- 559 **A fluid inclusion study of diagenetic fluids in Proterozoic and Paleozoic carbonate rocks, Victoria Island, NWT**
J. Mathieu, D.J. Kontak and E.C. Turner
- 579 **Acid saline fluid inclusions: examples from modern and Permian extreme lake systems**
K.C. Benison
- 594 **Multiple hydrocarbon charging events in Kuh-e-Mond oil field, Coastal Fars: evidence from biomarkers in oil inclusions**
Z. Shariatinia, S. Feiznia, A. Shafiei, M. Haghghi, A. Mousavi Dehghani, M. Memariani and N. Farhadian

WILEY
Blackwell

Geofluids is abstracted/indexed in *Chemical Abstracts*

This journal is available online at Wiley Online Library.
Visit onlinelibrary.wiley.com to search the articles and register for table of contents and e-mail alerts.