

MichU  
DeptE  
ResSIE  
D  
#259

**RESEARCH SEMINAR IN INTERNATIONAL ECONOMICS**

**Department of Economics  
The University of Michigan  
Ann Arbor, Michigan 48109-1220**


**SEMINAR DISCUSSION PAPER NO. 259**

**SHOULD PATENT PROTECTION BE  
EXTENDED TO ALL COUNTRIES?**

by

Alan V. Deardorff  
The University of Michigan

April 1990



# **Should Patent Protection Be Extended to All Countries?**

by

**Alan V. Deardorff**

**The University of Michigan**

## **I. Introduction**

The current Uruguay Round of Multilateral Trade Negotiations includes a major effort by the industrialized countries especially to bring the protection of intellectual property rights under the auspices of the General Agreement on Tariffs and Trade (GATT). The purpose of doing this would primarily be to extend such protection to countries that currently provide it only weakly or not at all, particularly certain developing countries. This paper will explore one aspect of the economics of this issue, emphasizing in particular the possible adverse welfare effects that would be created by extending intellectual property protection to all countries of the world.

As is well known, a primary reason for providing patent protection is to permit inventors to earn a return on their inventions, and therefore to provide an incentive for technology to advance. The cost of providing patent protection, however, is that it permits the patent holder to exercise monopoly power over the market for the new product, and thus prevents the benefits of the new product from being enjoyed optimally by consumers. It is for this reason, some have argued, that patent protection is granted for only a limited time, so as to achieve a desirable balance between incentives to invent and gains to consumers from products after they have been invented.<sup>1</sup> I will argue that the same sort of trade-off may also justify limiting patent protection geographically, as well as over time.

---

<sup>1</sup>See Nordhaus (1969) and Scherer (1980).

Such a geographical limitation on the coverage of patents is most likely to be desirable when inventive activity is concentrated in one part of the globe, while the benefits from inventions can be enjoyed equally by consumers worldwide. To make the point, I will therefore focus on a particular very simple theoretical model of inventions and patents that has these properties in extreme form.

In the context of this model, I will show first that the tradeoff between incentives to invent and the subsequent enjoyment of inventions does justify the use of patent protection, at least in the country where invention occurs. Thus the principal motive most often discussed for extending patent protection around the world is indeed present in my model. However, I will then show that extending this protection to other countries is very likely to be harmful to them, in spite of the fact that they will benefit from increased inventive activity. In those circumstances, if the world as a whole does gain from extending patent protection, it is only in the inventing countries that these gains are experienced, and in fact they gain even more than the world as a whole because they gain at the rest of the world's expense.

Finally, I show that it is even possible for the world as a whole to lose from extending patent protection, and that such a loss must occur, in the context of my model, as the coverage of patent protection is extended to the entire world. Thus a case can be made, in terms of world welfare, for limiting the coverage of patent protection to less than the entire world.

I recognize that the model in which I demonstrate this result is far from general, and that there are many considerations that are absent from the model that could undermine it. I will discuss several of these in the concluding section. Nor would I argue by any means that the efforts underway in the Uruguay Round are misguided. I do not doubt that a good case can be made for extending patent and other intellectual property rights into a number of countries where they currently do not exist, or are only laxly enforced. However, the case for universal patent protection is not a clear one, as my

analysis demonstrates, and the concerns of some developing countries that they will be exploited by patent protection are not without foundation.

## II. An Economic Analysis of Patent Rights

### A Single Invention in a Single Country

Consider first the case of a single invention. At a research cost of  $R$ , an inventor has designed a new product that can be produced by anyone at a constant marginal production cost of  $c$ . Individual consumers have a demand for the new product that is described by their inverse demand function,

$$p = a - bq \quad (1)$$

With  $n$  identical consumers, the inverse market demand function is

$$p = a - (b/n)q \quad (2)$$

which is graphed in Figure 1 as the curve  $DD$ .

#### *Competitive Production*

Suppose first that the inventor is *not* granted a patent. Then anyone at all will be able to produce the new good, and a perfectly competitive market price equal to the marginal cost,  $c$ , will be established. The competitive output will be

$$q^c = n \frac{a-c}{b} \quad (3)$$

and consumers will earn a surplus of

$$\begin{aligned} s^0 &= \int_0^{q^c} [a-(b/n)q-c]dq \\ &= \frac{n}{2} \frac{(a-c)^2}{b} \end{aligned} \quad (4)$$

There will be no monopoly profits earned on the invention, and the inventor will have lost entirely the cost of research,  $R$ . Nonetheless, given that the product has already been invented, this competitive outcome is also optimal in the sense of maximizing joint

consumer and producer welfare, and the consumer surplus in equation (4) is therefore superscripted with an "o" for optimal.

### *Monopolized Production*

Now suppose instead that a patent is granted to the inventor. The inventor will now be able to charge a monopoly price that maximizes the monopoly profit on production,

$$\pi = (p - c)q \quad (5)$$

where  $p$  is given by the market demand function, (2). It is seen that, because demand is linear and marginal cost is constant, the monopoly output will be exactly half of the competitive output,

$$q^m = \frac{1}{2} n \frac{a-c}{b} \quad (6)$$

with a monopoly price half way between cost  $c$  and the demand parameter  $a$ ,

$$p^m = \frac{1}{2} (a + c) \quad (7)$$

and monopoly profit

$$\begin{aligned} \pi^m &= \frac{1}{4} n \frac{(a-c)^2}{b} \\ &= \frac{1}{2} s^o \end{aligned} \quad (8)$$

As noted here and as illustrated in Figure 1, monopoly pricing in this linear case extracts exactly half of the optimal consumer surplus in the form of monopoly profit.

Consumers in this monopoly situation derive an even smaller surplus,

$$\begin{aligned} s^m &= \int_0^{q^m} [a - (b/n)q - p^m] dq \\ &= \frac{1}{8} n \frac{(a-c)^2}{b} \\ &= \frac{1}{4} s^o \end{aligned} \quad (9)$$

that is only one quarter of what they would have obtained with perfect competition. The benefit to society as a whole of having the invention produced by a monopoly includes both

the monopoly profit and the consumer surplus, and is therefore three quarters of the benefit that would have accrued under competition:

$$b^m = \pi^m + s^m = \frac{3}{4} s^0 \quad (10)$$

Therefore, there is a dead-weight loss of one quarter of the optimal consumer surplus that is attributable to monopoly pricing.

This is illustrated in Figure 1, where the demand curve DD and the constant marginal cost  $c$  give rise to a competitive (and optimal) output of  $q^c$  at a price  $p^c = c$ . A patent that grants monopoly power to the patent holder cuts output in half, raises price, and creates a deadweight loss that is labeled L. However the advantage of the patent is also indicated in that the patent holder now earns the monopoly profit  $\pi$  which then provides some return on the cost of the invention.

Unfortunately, even this return may not be enough to compensate the inventor for a worthwhile invention. If we now consider the *ex ante* problem of whether the invention was worthwhile, it is clear that the invention would have been worth the cost to society as long as the optimal consumer surplus,  $s^0$ , were to exceed the cost of research,  $R$ . Since only half of  $s^0$ ,  $\pi$ , accrues to the patent holder, one would expect that some worthwhile inventions will not be created, even when there is patent protection. Patents are therefore an imperfect method of fostering invention, both because they lead to monopoly distortions of consumer choice, and because they fail to foster all worthwhile inventions. This latter point will be made more clearly if we now consider multiple inventions and bring the choice of the level of invention explicitly into the analysis.

### **Multiple Inventions in a Single Country**

The case of multiple inventions will be most tractable if we consider a continuum of them and hence abstract from the indivisibility of individual inventions and the discontinuities that this would imply. As long as the actual number of inventions is large, this simplification will not matter appreciably for the results.

Suppose then that inventions are indexed by nonnegative real numbers,  $z$ . Let  $a(z)$ ,  $b(z)$ ,  $c(z)$ , and  $R(z)$  be the demand and cost parameters for invention  $z$ , as in the analysis above. Then let  $s^0(z)$  be the optimal consumer surplus corresponding to invention  $z$ , as in (4), but normalized to be expressed per unit of research cost. That is,

$$s^0(z) = \frac{\frac{n}{2} \frac{[a(z) - c(z)]^2}{b(z)}}{R(z)} \quad (11)$$

Without loss of generality, let inventions be ordered so that

$$z_1 > z_2 \Rightarrow s^0(z_1) \leq s^0(z_2) \quad (12)$$

Because of the assumed linearity of demand and cost, this ordering of inventions by optimal consumer surplus will also be the ordering by monopoly profit, and therefore the inventions that will be undertaken will always be those with the lowest indices,  $z$ , up to some cutoff point.

I will measure the level of invention by its research cost. Hence if all inventions from  $z=0$  to some  $z=\hat{z}$  are invented, then the total cost of invention,  $I$ , will be

$$I(\hat{z}) = \int_0^{\hat{z}} R(z) dz \quad (13)$$

Since  $dI(\hat{z})/d\hat{z} = R(\hat{z}) > 0$ , the function  $I(\cdot)$  is monotonic and can be inverted. I therefore re-express the optimal consumer surplus in terms of  $I$ :

$$s^0(I) = s^0[I^{-1}(I)] \quad (14)$$

From (12) and (13),  $s^0(I)$  is also weakly monotonically decreasing in  $I$ . What it represents is the optimal consumer surplus per dollar of research obtainable from the marginal dollar of research, given that  $I$  dollars have already been spent on all inventions yielding a greater surplus per dollar.

From the earlier analysis of a single invention, it follows that various properties of a monopoly equilibrium can also be calculated from  $s^0(I)$ . In particular,

$$\pi^m(I) = \frac{1}{2} s^0(I) \quad (15)$$

is the monopoly profit, per dollar of research, from the marginal invention, and

$$s^m(I) = \frac{1}{4} s^0(I) \quad (16)$$

is the consumer surplus, per dollar of research, from the marginal invention given that production is monopolized.

From their derivation, it is clear that these functions ought actually to be step functions, declining discontinuously at each level of  $I$  that completes the full research cost,  $R(z)$ , of the marginal invention. For simplicity, however, I will assume that the number of inventions is large, so that these function can be approximated as continuous. Further, and much more restrictively, I will also assume that these functions are linear, represented by

$$s^0(I) = n(f - gI) \quad (17)$$

where  $f, g > 0$  are parameters of this linear function and  $n$ , as before, is the number of consumers in the country.

Population is included here explicitly in order to facilitate analysis of the two-country case below. It appears multiplicatively because of its role in (4). Note, therefore, that  $f - gI$  is the optimal consumer surplus per dollar of research for a representative consumer and that, from (4),  $f = [a(z) - c(z)]^2 / 2b(z)$  for  $z = 0$ , the highest priority invention. The slope parameter  $g$  indicates the rapidity with which diminishing returns to invention set in. The level of invention  $\bar{I} = f/g$  represents the total research cost of all available inventions whose products would be demanded at all if competitively priced and thus provides an upper bound on the level of invention that will actually take place.



### *Competitive Invention*

I can now examine the equilibrium levels of invention and welfare under various scenarios. The competitive case is simplest, because nothing happens. Without patent protection, the level of invention will be zero in this model, since there will be no way for any inventor to recover the cost of research. Levels of total consumer surplus,  $S^c$ , and monopoly profit,  $\Pi^c$ , will also be zero:

$$I^c = S^c = \Pi^c = 0 \quad (18)$$

### *Optimal Invention*

The optimal level of invention,  $I^0$ , will include all inventions that yield an optimal consumer surplus greater than their cost of research, and hence whose optimal consumer surplus per dollar is greater than 1. Thus, from (17),

$$I^0 = s^0{}^{-1}(1) = \frac{nf-1}{ng} \quad (19)$$

Since the optimal consumer surplus is obtainable only if products are competitively priced, the monopoly profits corresponding to this optimal level of invention must be zero:

$$\Pi^0 = 0 \quad (20)$$

The total consumer surplus obtained in this optimal situation will then be found by adding across all inventions the optimal consumer surplus per dollar, multiplied by the research cost of each invention. With the assumed continuity of the surplus function,  $s^0$ , this addition is accomplished by integration:

$$\begin{aligned} S^0 &= \int_0^{I^0} s^0(I) dI \\ &= \int_0^{\frac{nf-1}{ng}} n(f - gI) dI \\ &= \frac{(nf)^2 - 1}{2ng} \end{aligned} \quad (21)$$

Finally, the net gain to society from this optimal level of invention is the sum of the consumer and producer gains (the latter being zero in this case), minus the research cost,  $I^0$ , of the inventions:

$$\begin{aligned}
 N^0 &= S^0 + \Pi^0 - I^0 \\
 &= \frac{(nf)^2 - 1}{2ng} - \frac{nf-1}{ng} \\
 &= \frac{(nf-1)^2}{2ng}
 \end{aligned} \tag{22}$$

### *Monopolized Invention*

If inventors are protected with patents, then production will take place under conditions of monopoly, as discussed above. The level of invention will be that which equates the monopoly profit from the marginal invention to its research cost, or in other words equates the monopoly profit per dollar to unity. Thus

$$I^m = s^{m-1}(1) = s^{0-1}(2) = \frac{nf-2}{ng} \tag{23}$$

The level of monopoly profit is obtained by integrating the profit function from (15) and (17),

$$\begin{aligned}
 \Pi^m &= \int_0^{I^m} \frac{1}{2} s^0(I) dI \\
 &= \int_0^{\frac{nf-2}{ng}} \frac{1}{2} n(f - gI) dI \\
 &= \frac{(nf)^2 - 4}{4ng}
 \end{aligned} \tag{24}$$

while the level of consumer surplus is obtained by integrating (16):

$$\begin{aligned}
 S^m &= \int_0^{I^m} \frac{1}{4} s^0(I) dI \\
 &= \int_0^{\frac{nf-2}{ng}} \frac{1}{4} n(f - gI) dI \\
 &= \frac{(nf)^2 - 4}{8ng}
 \end{aligned} \tag{25}$$

Summing (24) and (25) and subtracting (23), the net gain to society from invention in the patent-protected, monopoly situation is

$$\begin{aligned}
 N^m &= S^m + \Pi^m - I^m \\
 &= \frac{(nf)^2 - 4}{8ng} + \frac{(nf)^2 - 4}{4ng} - \frac{nf-2}{ng} \\
 &= \frac{(nf-2)(3nf-2)}{8ng}
 \end{aligned} \tag{26}$$

These results are illustrated in Figure 2. The uppermost curve represents the optimal consumer surplus per dollar cost of research, and is drawn as the straight line  $n(f-gI)$ . Its intersection with the horizontal line at 1 indicates the socially optimal level of invention, so long as goods once invented are also produced optimally. The total consumer surplus generated by this level of invention is the area under the  $s^0(I)$  curve between  $I=0$  and  $I=I^0$ . The net gain to society however is smaller by the cost of research, and is therefore given by the area of the triangle under  $S^0(I)$  and above 1.

As was found from the analysis of a single invention, the monopoly profits,  $\pi^m$ , and the consumer surplus in the presence of monopoly,  $s^m$ , are one-half and one-quarter, respectively, of  $s^0$ . These are therefore also drawn in Figure 2 as straight lines, starting from correspondingly lower intercepts and ending at the same level of invention  $\bar{I}$ . Since monopolists earn only  $\pi^m$  per dollar of research, patent rights will foster invention only up to the point where these monopoly profits equal one dollar. Thus the level of invention with patent protection is shown as  $I^m$ .

With this construction, the total profits from all inventions up to  $I^m$  are given by the area under  $\pi^m$ , shown in Figure 2 as the sum of areas  $\Pi_1^m$ ,  $\Pi_2^m$ , and  $\Pi_3^m$ . Consumer surplus is the area under  $s^m$  between 0 and  $I^m$ , which is equal to  $\Pi_3^m$ , but is shown separately by first adding together  $\pi^m$  and  $s^m$  in the line  $s^m + \pi^m = (3/4)s^0$ . Consumer surplus is then the area  $S^m$ , below this line and above  $\pi^m$ . The total net benefit to society due to inventions up to  $I^m$  is the sum of consumer surplus and profit, minus the cost of

research. Since the latter is the area of the rectangle under the horizontal line at 1, this net benefit is simply the shaded area,  $S^m + \Pi_1^m$ .

Comparing this to the larger triangle of optimal social benefit from invention, there is a dead-weight loss of areas  $L_1 + L_2 + L_3$ . Area  $L_1$  represents the loss of consumer surplus due to monopoly pricing of products that are invented. Area  $L_2 + L_3$ , on the other hand, represents the consumer surplus that is foregone because less than the optimal amount of invention takes place, even when inventors are granted monopoly patent rights. The total dead-weight loss is calculated from (22) and (26) as<sup>2</sup>

$$\begin{aligned} N^0 - N^m &= \frac{(nf - 1)^2}{2ng} - \frac{(nf - 2)(3nf - 2)}{8ng} \\ &= \frac{nf^2}{8g} \end{aligned} \tag{27}$$

### Multiple Inventions in Two Countries

Suppose now that there are two countries, A and B. All invention takes place in country A, but once a good has been invented the technology is known and it can be produced in either country, subject of course to any limitations imposed legally by patent rights. Consumers in the two countries have identical individual demand functions for all goods. Populations (numbers of consumers) in the two countries are  $n^A$  and  $n^B$  respectively. It will be convenient to define

$$n = n^A + n^B \tag{28}$$

---

<sup>2</sup>It is intriguing—though not at all important, as far as I can see—that this expression turns out to be so simple. Noting that  $nf$  and  $f/g$  are the vertical and horizontal intercepts of the  $s^0$  line in Figure 2, this expression for net loss is exactly one quarter of the area of the triangle formed by  $s^0$  and the two axes. Since  $s^m + \pi^m = (3/4)s^0$ , this means that the awkwardly shaped area  $L_1 + L_2 + L_3$  is actually equal to the triangle between  $s^m + \pi^m$  and  $s^0$ . This implies that the area  $L_3$  is equal to the area  $K_1 + K_2$ , a result that can also be shown using the traditional tools of plane geometry. The proof, which I leave to interested readers or their high-school-age children, uses the fact that the vertical line above  $I^m$  is broken into four equal segments by the lines that cross it.

and to express results in terms of  $n$  and the fraction of the world's population that is in country A:

$$\gamma = \frac{n^a}{n} \quad (29)$$

As before, let (1) represent the common individual inverse demand functions for a particular good, so that the market inverse demand functions in each country are

$$p^J = a - (b/n^J)q^J, \quad J = A, B \quad (30)$$

With marginal cost,  $c$ , of producing the good common to both countries, the optimal consumer surplus for the good in country  $J$  is

$$\begin{aligned} s^{oJ} &= \frac{n^J}{2} \frac{(a-c)^2}{b} \\ &= n^J \tilde{s} \end{aligned} \quad (31)$$

where  $\tilde{s}$  is the optimal per capita consumer surplus for the good.

As before, let inventions be ordered by decreasing values of  $\tilde{s}/R$ , and assume that these values can be expressed as a linear function of  $I$ . That is,

$$\tilde{s}(I) = f - gI \quad (32)$$

is the optimal per capita consumer surplus per dollar of research for the marginal invention, given that  $I$  dollars have been spent inventing all goods of equal or greater  $\tilde{s}/R$ . The relevant values of consumer surplus and monopoly profits for the two countries can then also be expressed in terms of the linear function:

$$s^{oJ}(I) = n^J(f - gI), \quad J=A, B \quad (33)$$

is the total optimal consumer surplus per research dollar in country  $J=A, B$  due to the marginal invention at level of invention  $I$  (and would be received by consumers in country  $J$  if the good were competitively priced there).

Once again exploiting the linearity of demand, properties of the monopoly equilibria can be found as well:

$$\begin{aligned}\pi^J(I) &= \frac{1}{2} s^{\circ J}(I) \\ &= \frac{1}{2} n^J (f - gI) \quad , \quad J=A,B\end{aligned}\tag{34}$$

is the monopoly profit per dollar of research to be obtained by selling the product of the marginal invention in country J at the monopoly price. Similarly,

$$\begin{aligned}s^{mJ}(I) &= \frac{1}{4} s^{\circ J}(I) \\ &= \frac{1}{4} n^J (f - gI) \quad , \quad J=A,B\end{aligned}\tag{35}$$

is the consumer surplus per dollar received by consumers in country J from the marginal invention if they pay the monopoly price.

It is now possible to calculate the totals of consumer surplus and monopoly profit for different patent protection regimes by first using (34) to identify the level of invention that will take place, and then integrating these various functions. The two regimes I will consider are “restricted patent protection,” in which patent protection is provided only in country A, and “extended patent protection,” in which protection is extended to country B as well.

#### *Restricted Patent Protection*

With patent protection only in country A, monopoly profits will be earned only there, and invention will take place up to the point that

$$\pi^A(I^r) = 1\tag{36}$$

Using (34) and (29) it follows that

$$I^r = \frac{\gamma n f - 2}{\gamma n g}\tag{37}$$

Integrating (35) up to this level of invention and using (29), the level of total consumer surplus in country A may be found as

$$\begin{aligned}S^{rA} &= \int_0^{I^r} \frac{1}{4} n^A (f - gI) dI \\ &= \frac{\gamma^2 n^2 f^2 - 4}{8\gamma n g}\end{aligned}\tag{38}$$

Monopoly profits are made only in country A, and thus may be found by integrating (34) for country A alone. Since (34) is just twice (35), profits are found immediately as twice (38):

$$\Pi^r = \Pi^{rA} = \frac{\gamma^2 n^2 f^2 - 4}{4\gamma ng} \quad (39)$$

Finally, because patent protection is limited to country A, consumers in country B have access to a competitive supply of all invented goods. Their total consumer surplus is therefore obtained by integrating (33) for country B:

$$\begin{aligned} S^{rB} &= \int_0^{I^r} n^B (f-gI) dI \\ &= \frac{(1-\gamma)(\gamma^2 n^2 f^2 - 4)}{2\gamma^2 ng} \end{aligned} \quad (40)$$

The net gain to all residents of country A, including their monopoly inventors, is their consumer surplus plus their monopoly profit, minus the cost of invention. Using (37), (38), and (39),

$$\begin{aligned} N^{rA} &= S^{rA} + \Pi^r - I^r \\ &= \frac{(\gamma n f - 2)(3\gamma n f - 2)}{8\gamma ng} \end{aligned} \quad (41)$$

The net gain to all residents of country B includes only their consumer surplus,  $N^{rB} = S^{rB}$ , in (40). Together these give the net gain for the world as a whole as

$$\begin{aligned} N^{rW} &= N^{rA} + N^{rB} \\ &= \frac{(\gamma n f - 2)[\gamma(3\gamma n f - 2) + 4(1-\gamma)(\gamma n f + 2)]}{8\gamma^2 ng} \end{aligned} \quad (42)$$

All of this is illustrated in Figure 3, which replicates Figure 2 for country A in the top panel and for country B, upside down, in the bottom panel. With monopoly profits earned only in country A, invention takes place up to  $I^r$ , where the marginal per-dollar profit in country A,  $\pi^A$ , intersects the horizontal line at 1. Gross profits are then the area

under  $\pi^A$ , or  $u_1 + u_2 + u_3$ . Consumer surplus in country A is area  $u_1$ . Since the cost of invention,  $I^r$ , is the area  $u_1 + u_2$ , the net gain for country A is  $u_1 + u_3$ .

Meanwhile, consumers in country B get a free ride, receiving the optimal, or competitive, consumer surplus equal to area  $v_1 + v_2 + v_3$ .

### *Extended Patent Protection*

If patent protection is now extended to country B as well as country A, then an invention once patented in country A will also entitle the inventor to monopoly profits in country B as well.<sup>3</sup> With potential investors knowing this, invention in country A will take place up to the point that the total profits from the two sources from the marginal invention just covers the cost of research. Thus

$$\pi^A(I^e) + \pi^B(I^e) = 1 \quad (43)$$

Using (34) this can be solved to yield:

$$I^e = \frac{nf - 2}{ng} \quad (44)$$

As before, the totals of consumer surplus and monopoly profits in the two countries can be found by integrating (34) and (35) up to  $I^e$ . In country A this gives

$$\begin{aligned} S^{eA} &= \int_0^{I^e} \frac{1}{4} n^A (f-gI) dI \\ &= \frac{\gamma(n^2 f^2 - 4)}{8ng} \end{aligned} \quad (45)$$

and

$$\begin{aligned} \Pi^{eA} &= \int_0^{I^e} \frac{1}{2} n^A (f-gI) dI \\ &= \frac{\gamma(n^2 f^2 - 4)}{4ng} \end{aligned} \quad (46)$$

---

<sup>3</sup>It is not necessary, of course, that the inventor also be the producer in country B. The inventor can licence someone else to produce there and can extract the monopoly profit by setting the licence fee at an appropriate level.



where  $\Pi^{eA}$  is now only a portion of the total profits.

In country B the inventors from country A also earn monopoly profits equal to

$$\begin{aligned}\Pi^{eB} &= \int_0^{I^e} \frac{1}{2} n^B (f-gI) dI \\ &= \frac{(1-\gamma)(n^2 f^2 - 4)}{4ng}\end{aligned}\quad (47)$$

Consumers in country B now get only the reduced consumer surplus of the monopoly case:

$$\begin{aligned}S^{eB} &= \int_0^{I^e} \frac{1}{4} n^B (f-gI) dI \\ &= \frac{(1-\gamma)(n^2 f^2 - 4)}{8ng}\end{aligned}\quad (48)$$

Total profit is

$$\begin{aligned}\Pi^e &= \Pi^{eA} + \Pi^{eB} \\ &= \frac{n^2 f^2 - 4}{4ng}\end{aligned}\quad (49)$$

which is the same expression found in the single country case in (24), since the monopolist inventors are now treating the world as essentially a single market. The net gain to country A is found from (44), (45), and (49):

$$\begin{aligned}N^{eA} &= S^{eA} + \Pi^e - I^e \\ &= \frac{nf - 2}{8ng} [(2+\gamma)(nf+2) - 8]\end{aligned}\quad (50)$$

Finally, the net gain to country B is again just its gain in consumer surplus,

$$N^{eB} = S^{eB}\quad (51)$$

The net benefit to the world is therefore

$$\begin{aligned}N^{eW} &= N^{eA} + N^{eB} \\ &= \frac{(3nf-2)(nf-2)}{8ng}\end{aligned}\quad (52)$$

To illustrate these results in Figure 3, the marginal profit earned in country B,  $\pi^B$ , is first added to  $\pi^A$  in the top panel. The level of invention with extended patent

protection,  $I^e$ , is then found where this new line crosses the horizontal line at 1. In country A, consumer surplus expands to include  $u_5$ , while profits now include  $u_5 + u_6$  earned on sales in country A as well as  $u_4 + u_7 + u_8$  on sales to country B. Deducting the research cost,  $I^e$ , the net benefit to country A is  $u_1 + u_3 + u_4 + u_5 + u_8$ .

Consumers in country B now earn only the monopoly consumer surplus under  $s^{mB}$  for all goods up to  $I^e$ . Thus their total benefit is now  $v_1 + v_4$ .

### *Comparison of Restricted and Extended Regimes*

It is clear from Figure 3 that residents of country A gain unambiguously from extending patent protection to country B. Consumers in A get consumer surplus from the additional goods that are invented, as shown by the area  $u_5$ . The monopolist inventors in country A also gain the even larger area  $u_4$ , which is the monopoly profit on sales to country B of goods they would have invented anyway, plus  $u_8$ , the excess monopoly profits in both markets on the additional inventions. Formally, the gain to country A from extending patent protection is found from (41) and (50) to be

$$N^{eA} - N^{rA} = \frac{2(1-\gamma)}{8\gamma n g} [\gamma n^2 f^2 - 2(1-\gamma)] \quad (53)$$

As long as

$$\gamma n f = n^A f > 2 \quad (54)$$

so that  $I^f$  in (37) is positive, (53) is also positive, verifying the gain to country A.

Residents of country B, on the other hand, are likely to lose. The monopoly pricing of the goods they were previously getting competitively causes them to lose three quarters of the optimal consumer surplus on those goods. In Figure 3 this loss is area  $v_2 + v_3$ . In return for this they do get consumer surplus on the new goods whose invention is stimulated by the extended protection, but even on these they only get the monopoly

consumer surplus, shown as  $v_4$  in Figure 3. If  $v_2 + v_3$  is greater than  $v_4$ , as drawn in the figure, they lose.

Formally, the change in welfare for country B is found from (40) and (48) as

$$N^{eB} - N^{rB} = -\frac{(1-\gamma)}{8\gamma^2 n g} [3\gamma^2 n^2 f^2 + 4(\gamma^2 - 4)] \quad (55)$$

If  $\gamma n f$  is only slightly greater than required in (54), this will be negative regardless of the value of  $\gamma$  alone. That is,

$$\gamma n f = n^A f > \sqrt{\frac{16}{3}} = 2.31 \quad (56)$$

is sufficient for (55) to be negative. Alternatively, as long as the fraction of the world's population that is located in the innovating country,  $\gamma$ , is sufficiently large, then country B will lose. If

$$\gamma^2 > \sqrt{\frac{16}{4 + 3n^2 f^2}} \quad (57)$$

then (55) will also be negative.

Clearly, much depends on the size of the two populations, together with the parameter  $f$ . The latter represents the intercept of the optimal consumer surplus function, and hence the per capita consumer surplus optimally obtainable from the highest priority invention, per dollar cost of research needed for that invention. Condition (54) merely requires that this highest priority invention yield a total benefit to the population of country A that is twice its cost. Likewise, condition (55) implies that if the per dollar benefit from the highest priority invention for the world,  $n f$ , is, say, ten times its cost ( $n f = 10$ ), then country B will be hurt by extending patent protection if the share of world population in country A is greater than only  $16/304 = 5.3\%$ . Thus it seems quite likely that (55) will indeed be negative under plausible circumstances.

Turning finally to effects on the world as a whole, these can be observed in Figure 3 by first noting that areas  $u_4$  and  $v_3$  are equal, so that part of the gain to country A

cancels directly with part of the loss to country B. This leaves the net effect on the two countries together as  $u_5 + u_8 + v_4 - v_2$ . As drawn in Figure 3, it appears that the three areas of gain are together larger than the single area of loss,  $v_2$ , and that the world gains here from extending patent protection.

This is not inevitable, however, as Figure 4 shows. There the relevant portions of Figure 3 are reproduced, but the proportions are changed. As a result, the three areas of gain from extended patent protection, shown as the shaded areas  $u_5$ ,  $u_8$ , and  $v_4$ , are much smaller than in Figure 3, while the area of loss, the cross-hatched area  $v_3$ , is larger. As drawn, the latter area is larger than the former, and the case drawn is therefore one in which extended patent protection lowers welfare of the world as a whole.

How do Figures 3 and 4 differ? In drawing Figure 4, I attempted to capture what would happen if population were shifted from country B to country A, thus expanding all of the amounts of surplus and profit in country A and contracting them in country B. By doing this, the level of invention in the restricted protection equilibrium is made larger, since inventors in A have a larger protected market, and at the same time the scope for expanding invention still further by extending protection is reduced.

To check that this is a correct interpretation, consider the more formal expression for the gain to the world from extending protection. From (42) and (52),

$$N^eW - N^rW = \frac{1-\gamma}{8\gamma^2 ng} [16 - 4\gamma - n^2 f^2 \gamma^2] \quad (58)$$

The sign of this depends on the expression in brackets. Setting that expression equal to zero for  $\gamma=1$ , it follows that if

$$nf > \sqrt{12} = 3.46 \quad (59)$$

then (58) will be negative for  $\gamma$  sufficiently close to 1. I will assume from here on that (59) is indeed satisfied; that is, that the most desirable invention would yield a surplus for world consumers at least three and a half times its cost.

Under that assumption, then the world as a whole loses from extended patent protection once the portion of the world already covered by patent protection is sufficiently large. In particular, it cannot be optimal from a world welfare standpoint for patent protection to be extended to the entire world.

### III. Conclusions and Qualifications

I have now shown what I set out to show: that under specified circumstances it is not optimal to extend patent protection to all countries of the world. The reason for this result is implicit in the analysis. Patent protection has the offsetting effects of, on the one hand, permitting inventors to earn monopoly profits on their inventions and thus stimulating inventive activity and, on the other hand, distorting consumer choice by monopoly pricing. If all innovation originates in one part of the world, then extending patent protection to a broader and broader area does have these two effects, but there are diminishing returns to the first of them. That is, as more and more of the world is already covered by patent protection, the extra market that can be covered and hence the extra invention that can be stimulated by extending patent protection still further becomes smaller. Thus at some point the costs due to extending monopoly pricing to existing inventions come to outweigh the benefits of generating new ones.

Many assumptions are explicit, and others implicit, in this analysis, and the results depend to varying degrees upon all of them. Let me conclude by suggesting my own judgements as to the importance of some of these assumptions for the main result.

#### *Location of Invention*

First, it is not crucial to world welfare, though it may be to the individual countries, that no invention take place in country B. If inventors in both countries had a chance of creating the inventions of the model, then some of the monopoly profits that I have had accruing to country A would accrue instead to inventors in country B. With free trade,

however, the same levels of invention would take place in equilibrium, and levels of world welfare would be the same.

### *Identical Demands*

On the other hand, it is crucial that per capita demands for invented goods be the same, or at least similar, in both countries. If they are not—if some inventions would be demanded more in country B than in country A—then an important benefit to extending patent protection to B is missing from the model. Patent protection in country B will stimulate precisely those inventions that are of particular importance to B's population, and thus will yield a greater benefit to B than to A. This possibility would therefore increase the net gain to both country B and the world as a whole of extended patent protection.

### *Linearity*

The analysis here has been greatly facilitated by assuming that demands for goods were linear and that the function relating optimal surplus to the level of invention was linear as well. Linearity of demands seems of comparatively minor importance: what really matters is that there be some welfare loss due to monopoly pricing, and this would be the case for a wide variety of demand functions.

Linearity of the surplus function is a bit more critical, as is seen in Figure 3, for example. If the curves were not linear, then there would be the possibility that they would, say, turn sharply downward just to the right of  $I^r$ . In that case, there would be very little additional invention stimulated by extending patent protection, and the case against it would be strengthened. In contrast, if the curves were to flatten out just to the right of  $I^r$ , then  $I^e$  might be pushed to a much higher level, and the benefits to extending patent protection would be increased. Thus the cases for and against extending protection can be materially altered by the curvature and position of these curves. On the other

hand, in the absence of any information about what these curves do in fact look like, the linear case seems to be about as neutral as one could hope for.

*Transmission of Information*

I have assumed here that once an invention is discovered, the information about how to produce it is freely available worldwide. This is important, since otherwise production could not take place at all in country B in the absence of patent protection, and the main source of loss due to extending protection, both for country B and for the world as a whole, would be removed. It is of course true that information about many new inventions is not costlessly transmitted abroad, and that extending patent protection may therefore be beneficial to the extent that it stimulates the transfer of technology. On the other hand, the demands for protection on the part of innovating firms in the U.S. and other advanced countries make it clear that in at least some industries information about new products is diffusing without patent protection much more readily than they would like.

I am sure that many other objections to this model can and will be raised as discussion proceeds. It may well be that extending patent protection to a larger part of the world is in fact in the interest of the world as a whole, and perhaps even in the interests of some of the developing countries who are currently resisting such a change. All I have tried to establish is the intellectual legitimacy of the position that worldwide patent protection may not be desirable. I am inclined to believe, on the basis of this model, that at least the very poorest of countries should be exempted from any new agreement that is made to extend patent protection under the GATT.

**References**

- Nordhaus, W.D. 1969 *Invention, Growth, and Welfare: A Theoretical Treatment of Technological Change*, Cambridge, Ma: MIT Press.
- Scherer, F.M. 1980 "The Economics of the Patent System," Chapter 16 in *Industrial Market Structure and Economic Performance*, Boston: Houghton Mifflin, pp. 439-458.



#259

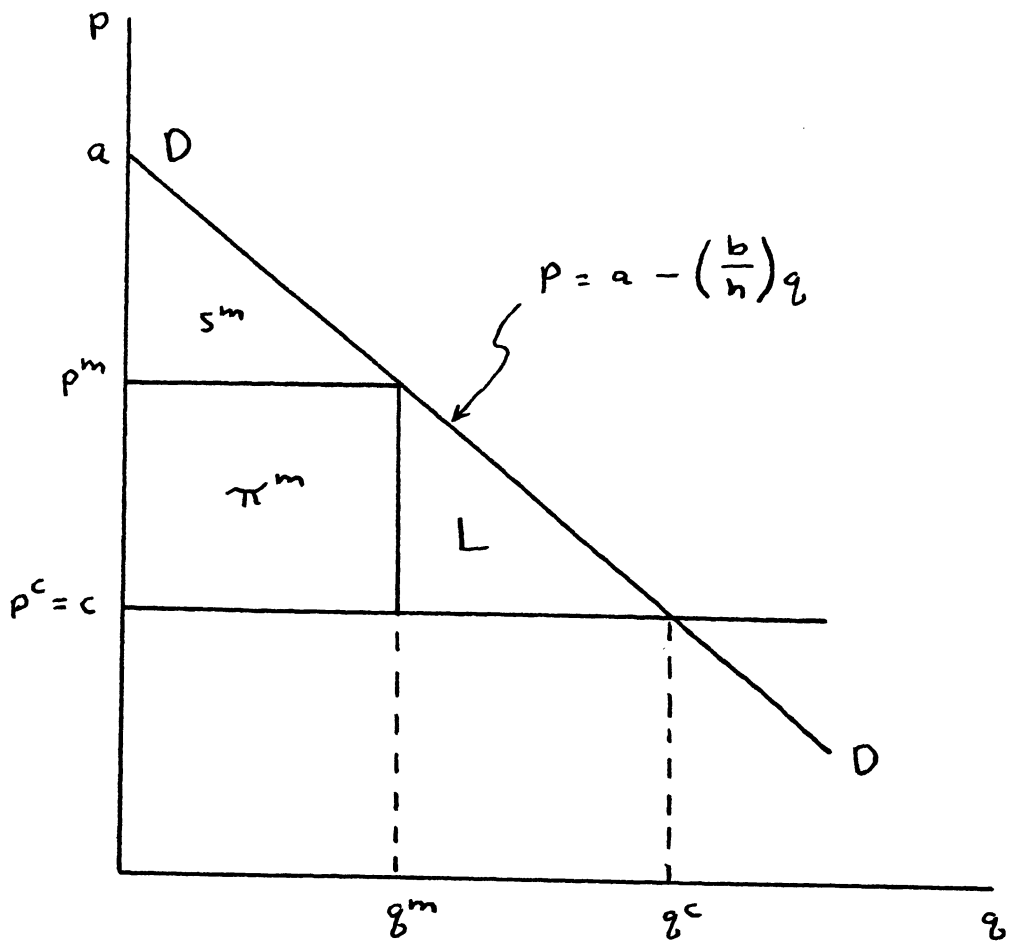


Figure 1

Welfare effects of monopoly pricing  
of a single invention



#259

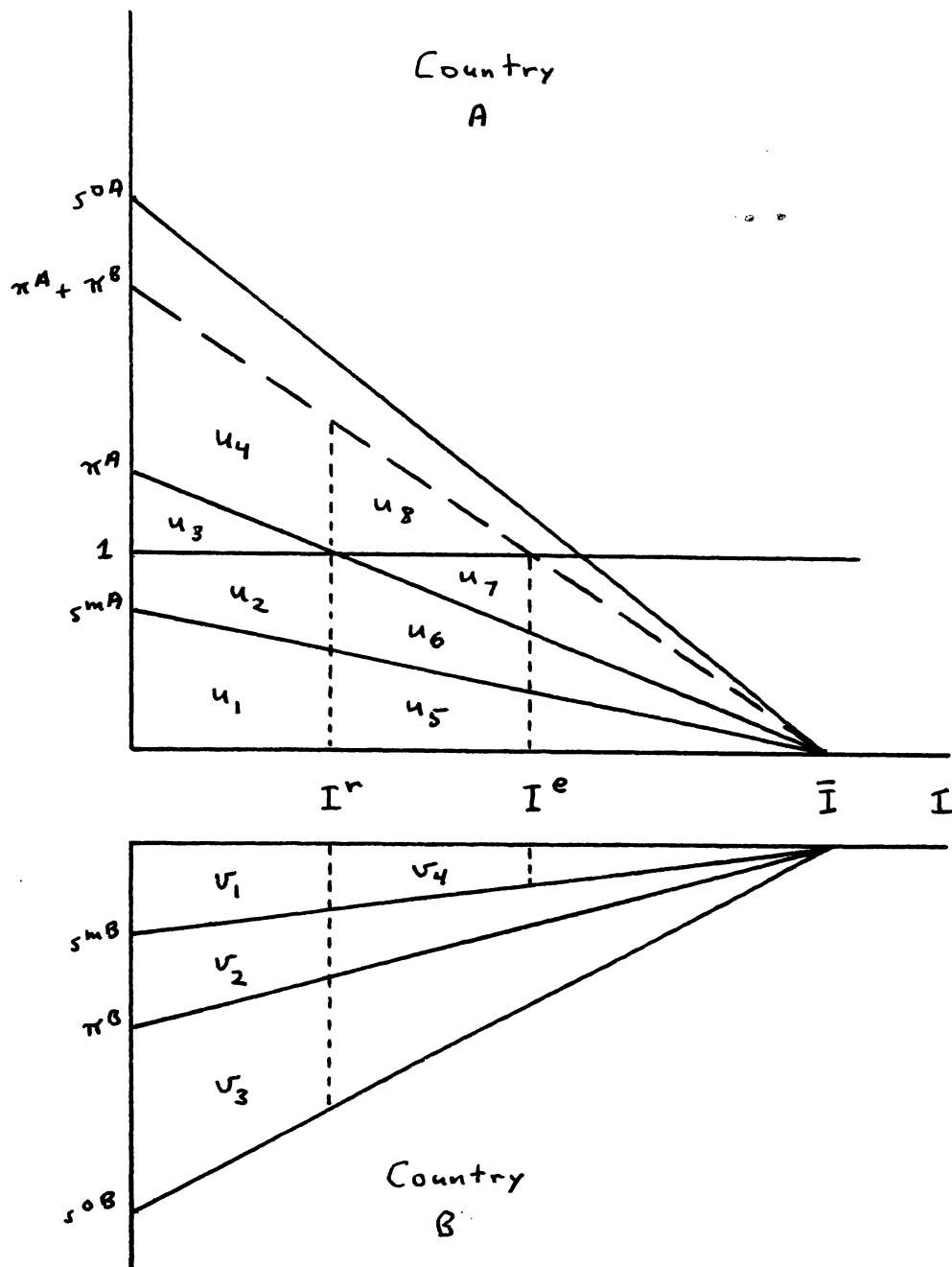


Figure 3

Welfare effects in two countries of inventions in one, with restricted and extended patent protection

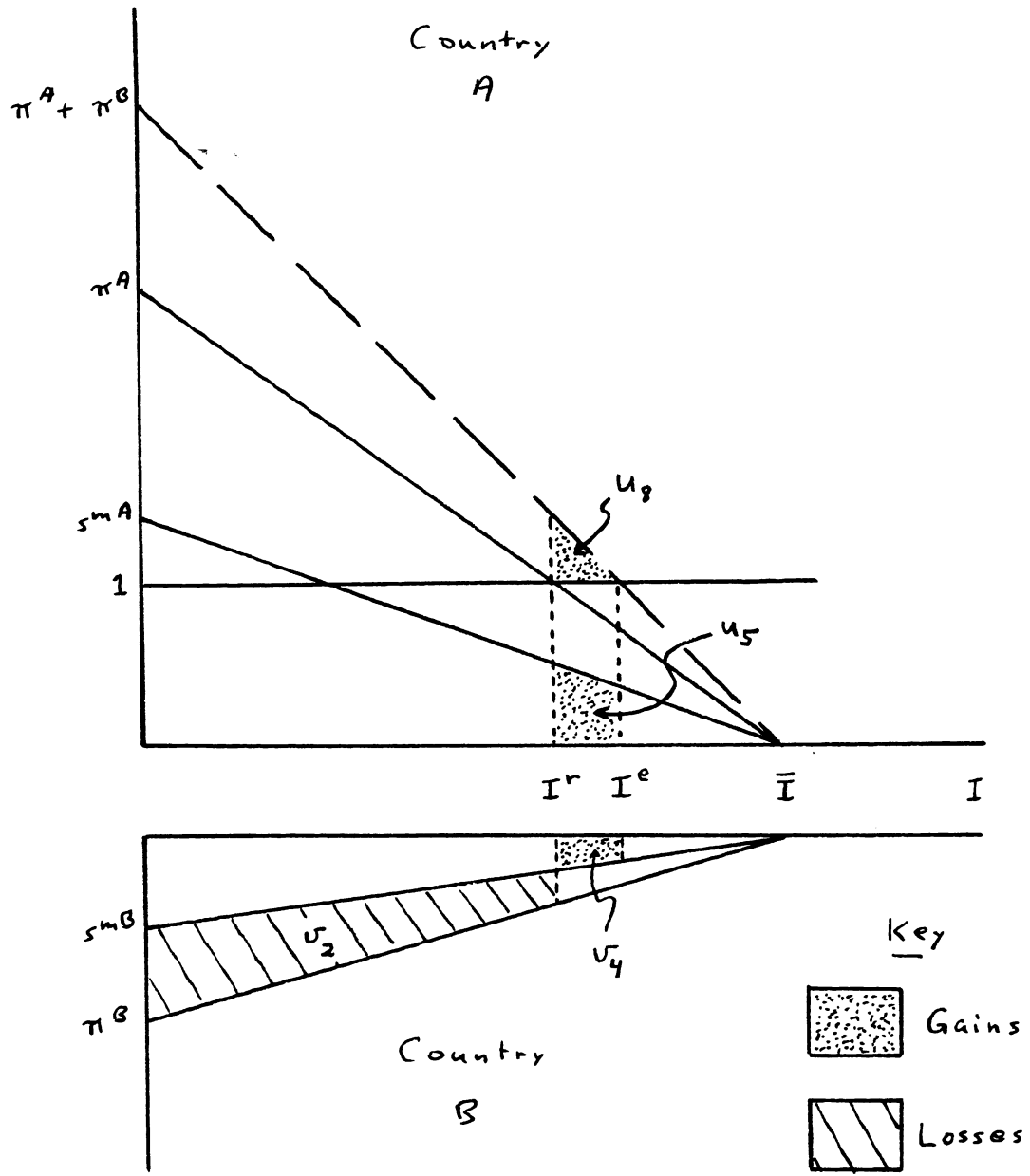


Figure 4

World welfare effects of extending patent protection to a relatively small country