

Project Cover Sheet

Project	<p>Delivery Services</p> <p><i>Formal Test of ILL/7-FAST/MITS services</i></p> <p>Interlibrary Loan (ILL) is a free document delivery service to borrow and lend materials that are not owned by the University of Michigan Libraries. The service is for UM students, staff and faculty.</p> <p>7-FAST is a for-fee document delivery service to deliver books and other materials quickly to UM students, staff and faculty.</p> <p>Michigan Information Transfer Source (MITS) is a for-fee document delivery service to deliver books and other materials to non UM-affiliated library patrons.</p>
Committee & Members	<p>Usability Working Group</p> <p>Kat Hagedorn (chair), Suzanne Chapman, Michael Creech, Karen Downing, Anne Karle-Zenith, Shana Kimball, Gurpreet Rana, Robert Tolliver</p> <p>Xiaomin Jiang (student intern), Josh Morse (student intern)</p>
Report Info	<p>Report Author(s): Xiaomin Jiang, Josh Morse</p> <p>Contact Information: ul-usability@umich.edu</p> <p>Report Date: August 2007; Last Revised: August 2007</p> <p>Date Submitted to PARC: August 22, 2007</p>
Objectives	<p>The goal for this test was to explore usability issues of new prototypes of the three delivery services and develop recommendations to help delivery services enhance learnability and usability.</p>
Methodology	<p>Method – Formal User Test</p> <p>8 participants</p> <p>Dates of study: July-August 2007</p>
Results & Analysis	<p>Test results revealed that users were confused trying to obtain basic information about the delivery services, particularly ILL and 7-FAST. The rates calculation for MITS was also quite confusing. ILL book loan request was fairly successful but 7-FAST book chapter request indicated several fields need improving.</p>

Recommendations

Recommendations for ILLiad:

Indicate the eligible loan type of 7-FAST copy request

Add a “7-FAST Rush” option

Use “Required” in red instead of using asterisk for required information, and add “Recommended” field for ISBN

Potentially divide the fields into required, recommended and all other sections

Add side bar text that informs users how easy it is to fill out an ILL request using WorldCat

Make material types visible for both ILL and 7-FAST menus

Separate “Submit” button by placing it on the right bottom corner of the page, or use a different color for “Submit” and “Cancel”

Recommendations for Interlibrary Loan (ILL):

Add an “Hours” tab to the left navigation menu

Use more spacing between questions on the FAQ page under each question section

Recommendations for 7-FAST:

Add an “Hours” tab to the left navigation menu

Change background color of fee table and combine two tables on “Fees/Delivery” page

Recommendations for MITS:

Combine “Rates” page and “Shipping” page

Include “Payment Option” on combined “Rates/Shipping” page

Add “rush” in red to “book loans” table on the “Rates” page and use bold or colored font for “surcharge may apply” information

Add an FAQ page for MITS

Table of Contents

Introduction.....	5
<i>Reason for Testing.....</i>	5
<i>Services Tested</i>	5
Testing Setup.....	7
<i>Test Development.....</i>	7
<i>Participant Selection</i>	7
<i>Testing Procedure.....</i>	8
Test Overview	10
<i>Outline.....</i>	10
<i>Task 1: Obtaining Information from ILL.....</i>	10
<i>Task 2: Obtaining Information from 7-FAST</i>	11
<i>Task 3: Obtaining Information from MITS</i>	12
<i>Task 4: Book Loan request and Book Chapter request</i>	13
Results	17
<i>Overview.....</i>	17
<i>Task 1 Results.....</i>	17
<i>Task 2 Results.....</i>	17
<i>Task 3 Results.....</i>	18
<i>Task 4 Results.....</i>	18
Recommendations	19
<i>Overview.....</i>	19
<i>Recommendations for ILLiad</i>	19
<i>Recommendations for Interlibrary Loan (ILL).....</i>	20
<i>Recommendations for 7-FAST.....</i>	20
<i>Recommendations for MITS.....</i>	21
Appendices	22
<i>Appendix A: Test Outline</i>	22
<i>Appendix B: Test Script</i>	40
<i>Appendix C: Pre-test Questionnaire</i>	44
<i>Appendix D: Post-Task Questionnaire</i>	47
<i>Appendix E: Post-Test Questionnaire</i>	51
<i>Appendix F: Quantitative Results from Test Questionnaires.....</i>	52

Table of Illustrations

Figure 1: existing ILL front page.....	5
Figure 2: existing 7-FAST front page	6
Figure 3: existing MITS front page	6
Figure 4: testing setup	9
Figure 5: prototype of ILL front page	11
Figure 6: prototype of 7-FAST front page.....	12
Figure 7: prototype of MITS front page.....	13
Figure 8: prototype of new ILLiad.....	14
Figure 9: WorldCat record page for ILL request	15
Figure 10: Mirlyn record for 7-FAST request	16
Figure 11: Quantitative test results (summary).....	17

Introduction

Reason for Testing

The University of Michigan Libraries home page underwent a revision this past spring, with the result that many areas of the library decided to revise their existing web pages to match the new Library template. These revisions were also intended to make the pages more accessible and allow library patrons to more easily access the information they needed. In order to ensure that the pages were both informative and easy to navigate, the Library Usability Working Group (UWG) decided to undertake formal usability testing of several different library services over the summer so that we could make recommendations before they went live in Fall 2007.

Services Tested

The focus for the UWG this summer was intended to be delivery services and the MGet It service. The interns initially met with Anne Beaubien, the stakeholder for Cooperative Access Services (CAS), which include Interlibrary Loan (ILL), 7-FAST, and Michigan Information Transfer Service (MITS). They also met with Ralph Johnson, the technical support staff for these delivery services. The web pages for all three delivery services were being redesigned to use the new library web template, and the ILLiad service, used to book items through ILL and 7-FAST, was also being redesigned to make it more aesthetically pleasing and easier for library patrons to use.

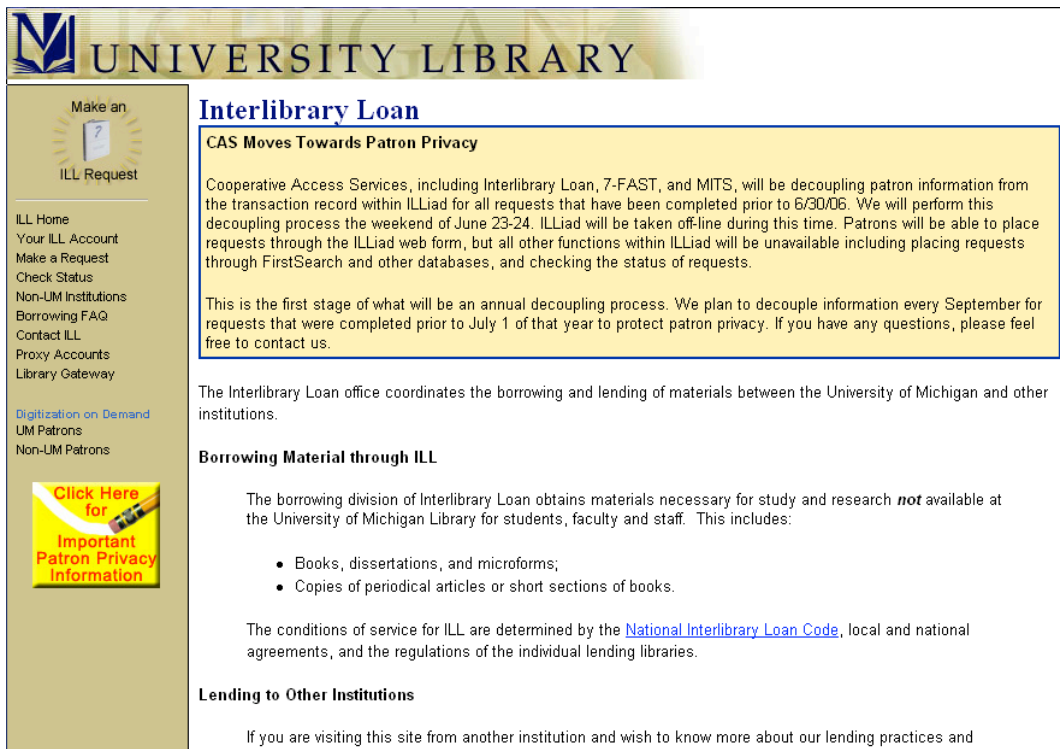


Figure 1: existing ILL front page

Figure 2: existing 7-FAST from page

Figure 3: existing MITS front page

Testing Setup

Test Development

After interviewing the stakeholders, the interns performed a heuristic evaluation of the ILL, 7-FAST, and MITS web sites. Using this information we decided to create one test for each of the different delivery services web sites and one for the ILLiad interface.

To develop each test, a script was created that the presenter would use to lead the participant through tasks (Appendix B). We also developed an outline for the tasks that illustrated, using screenshots, the ideal route that a participant would follow to accomplish each task (Appendix A). If a participant deviated from this outline, it could indicate a problem with the interface. Questionnaires were developed for each task, and for the beginning and end of the test. Finally, the interns asked Ralph to connect web pages for each delivery services, as they were separated on the test server when the usability testing began. The interns also developed a prototype of the web pages for ILLiad that would be used for the test. This was also necessary, as the prototype of the ILLiad interface was not live.

Participant Selection

Participant breakdown for our tests was:

- 1 faculty member
- 1 staff member
- 2 undergraduate students
- 4 graduate students

To attract faculty members, faculty at the Schools of Nursing and Engineering were emailed. We received two responses from engineering faculty who participated in our study.

To recruit our other participants, we advertised digitally in three ways:

- An advertising flyer on Facebook was run for three days, at a cost of \$15 total
- An advertising listing was posted in the Facebook Marketplace for free
- A news item was post on the University Library home page

Both means of advertising on Facebook were shown only to members of the University of Michigan Facebook network. Preliminary analysis of server logs and feedback from our participants shows that the University Library news item was the most effective in recruiting users, followed by the Facebook Marketplace posting. The flyer, which was the only option that cost money, seems to have been the least effective. We also had several participants that indicated they had heard about us through word of mouth. In the future, we will post for participants in the Facebook Marketplace and on the University Library home page, and indicate that interested parties should feel free to have their friends and acquaintances contact us. Interested parties were asked to indicate their ideal testing location, either central, medical, or north campus.

We received 31 responses from University staff, undergraduate students, and graduate students. This included 9 graduate students, 10 staff members, and 12 undergraduate students. Participants were emailed a list of available time slots and asked to indicate their top three choices. We then assigned test dates and times to each participant.

We were fortunate to be able to compensate testers with \$15 Amazon.com gift certificates.

Testing Procedure

As previously mentioned, we gave our participants the choice between having the tests carried out on north campus, medical campus, or central campus. We did this even though it caused more work for us because we believed that we could entice a wider pool of applicants to participate if they didn't have to travel to a single location on central campus. Study rooms were used for the testing on each campus, and these rooms were ideal because they had a table, several chairs, wireless Internet connections, and doors that could be closed to block outside noise and give privacy to the test.

To carry out our tests across campus, we created a mobile usability lab for our equipment. We used a backpack and a 29" piece of rolling luggage to carry the equipment around. We used the following equipment in our tests:

- 1 Gateway 14" laptop with 1.6 Ghz Pentium M processor
- 1 USB optical mouse with scroll-wheel
- 1 web camera with microphone
- 2 Sony Handycam digital video cameras
- 2 full tripods

Typically, we would arrive 15-20 minutes before the scheduled test to set up. We would position two chairs next to each other on one side of the table. We would set up the laptop in front of the left chair, with the mouse and web camera set to the right of the laptop so that the interviewer could use the mouse to switch between tasks. This, of course, assumed that our participants were right-handed. One participant was left handed and moved the mouse to the left of the laptop, which caused a small amount of difficulty. In the future, we would ask participants whether they are right or left-handed so we could position the laptop and mouse so the interviewer could easily reach them. The web camera was used simply as a microphone, as the laptop we used was not powerful enough to record video, run our tasks, and run Camtasia to record the screen.

We also set up the two tripods and digital video cameras. One camera was positioned in front of the participant to capture the participant and interviewer's faces as the test was carried out. The other camera was positioned behind and to the left of the participant to capture the screen of the laptop. This video was to serve as a backup in the case that there was a problem with the Camtasia recording. As we did not have a problem with the Camtasia recording for any of our tests, this video proved unnecessary.

The laptop was turned on and the wireless network connection was tested using the web browser Firefox. The interviewer logged in to the university wireless using his or her Kerberos credentials. The interviewer then logged in to Mirlyn and minimized the web browser, so that the participant could use Library services like Mirlyn and ILLiad without having to log themselves in. Firefox was set up to delete history items and cookies so that no user would have the advantage of seeing what other users had done in previous tests. Camtasia screen recording was also started at this point.

Once setup was complete, the non-interviewer would leave to wait for the participant and bring him/her to the meeting room where the test was taking place. The non-interviewer would then start the video cameras and leave the room. The interviewer would begin reading the script to the participant.



Figure 4: our testing setup

Test Overview

Outline

The test we designed is made up of several tasks that our participants went through. These tasks are outlined in Appendix A, and the script that we read to participants is available in Appendix B. The basic order of the test follows:

- Greet the participant and make sure they are settled and comfortable.
- Read an overview of the test to participant, including their roles, and our needs.
- Ask the participant to sign an IRB approved consent form.
- Ask the participant to fill out a questionnaire containing demographic information.
- Take the participant through four different tasks using our laptop:
 - Open the initial webpage for the task on the laptop.
 - Hand the participant a copy of the task description.
 - Read the task description to the participant and ask them to write down answers they find to each question.
 - Allow the participant to accomplish the task using the webpage, taking notes and providing information to the participant if necessary.
 - Halting the task when the participant has completed or abandoned it.
 - Give the participant a questionnaire about the task to fill out.
 - Take the completed questionnaire from the participant and begin the next task.
- Notify the participant that the test has ended.
- Thank the participant and give them their gift certificate.
- Answer any final questions the participant has.

The purpose and a short description of each task are outlined below. The first three tasks had a similar structure:

- The user began with the front page for each delivery services website.
- The user was told to obtain four pieces of important information within the delivery services website, including services hours, rates/delivery fees, services availability on certain days during the academic year, etc.
- The user was expected to write down the answer in the blank space on the task description sheet to complete the task.

The fourth task was to ask the user to place a book loan delivery request for ILL and a book chapter request for 7-FAST. The user was told to only work on the computer and complete the task within the revised ILLiad web pages. Two web pages with “request completed” information were displayed when the user filled out the request form to inform them the task was completed.

Task 1: Obtaining Information from ILL

This task was designed to be a “warm up” task that would be fairly easy to complete. We focused on tasks using the FAQ page for ILL and 7-FAST services and the Policies page for MITS, containing necessary information about how to use the service. We also wanted to observe how useful and straightforward the left navigation menu was by asking users to locate basic information about the service including service availability, rates/delivery fees, and payment options, etc. We were interested in how the new prototype of each delivery service could help different types of users obtain basic understanding of the delivery service.

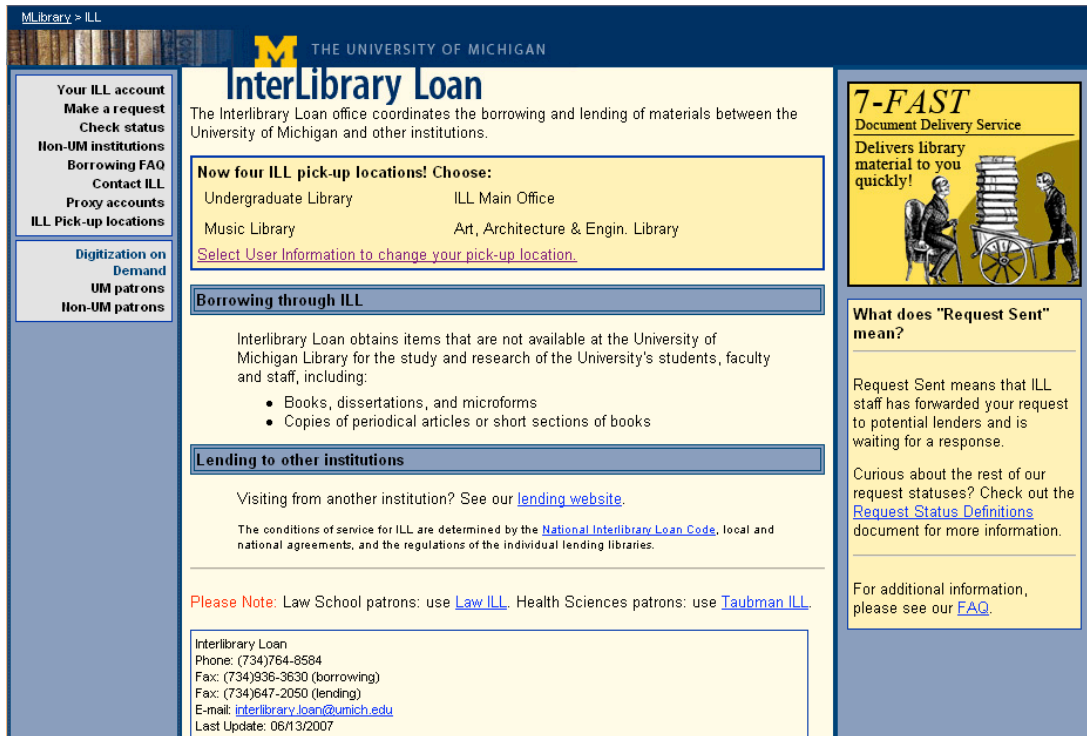


Figure 5: prototype of ILL front page

This task was designed to test three issues of the ILL web pages:

- 1) Whether the left navigation menu is straightforward,
- 2) Whether the ILL FAQ page is user-friendly, and
- 3) Whether the information about the service availability can be found under the “Contact ILL” page.

We asked the user to find ILL pick-up locations. Ideally, the user would look at the ILL front page or click the “pick-up location” tab in the left navigation menu to find the information. Next, we asked the user to find how soon the requested material will arrive. Ideally, the user will refer to the “FAQ” page and find it under the “I’ve made my request” grouping. Since we suggested the user would not need to find the information in order, the answer to the fourth question was also contained within the FAQ page and ideally the user would find the answer under “placing a request” section. The third question was to ask the user to find out ILL service availability on the day after Thanksgiving. This piece of information was supposed to be the most difficult to find since the current prototype put it under the “Contact ILL” page and there was no “Hours” or “Calendar” tab in the left navigation menu. Ideally the user would click on all links in the left menu and finally locate this information.

Task 2: Obtaining Information from 7-FAST

This task was designed to test how straightforward the 7-FAST’s left navigation menu was and find out basic information including the relationship between 7-FAST and ILL, 7-FAST service availability, fees/rates and payment option. Ideally, the user would find the fact that ILL would be the automated forwarding service for 7-FAST, and that 7-FAST availability information was on the front page. Since the 7-FAST service is a for-fee service, we asked the user to calculate the

expense to copy a two-page microform article and find out the payment option. Ideally, the user would locate these two pieces of information by clicking on “fees/delivery” tab in the left menu.



Figure 6: prototype of 7-FAST front page

Task 3: Obtaining Information from MITS

In this task, the user was told he/she was an attorney who needed to have a copy of a 60-page article from a law journal owned by a British Law Library, and a large book on copyright law delivered to their law office. The user was also informed that they were placing the MITS request at:00 AM, and he/she had never used the MITS service before. We asked the user to calculate the expense of having the copyright law book delivered to his/her law office by the fastest method possible and having the journal article owned by British Law Library delivered by the next day electronically. We also asked the user to find out payment options and the methods for ordering the article and the book.

We focused on testing the fee calculation because the current fee page was not as straightforward as the developer expected, and there was no FAQ page within the MITS site. Out of all the tasks, this task was the closest approximation to the problem situation that we were principally concerned with.

Ideally, the user would click on the “Rates” page and understand how to calculate the fees for different types of delivery requests. For the payment option task, ideally the user would click on the “Policies” tab and locate the “payment option” information there. The user was also supposed to click the “Order” tab and understand what they needed to do to fill out the “new customer form”.

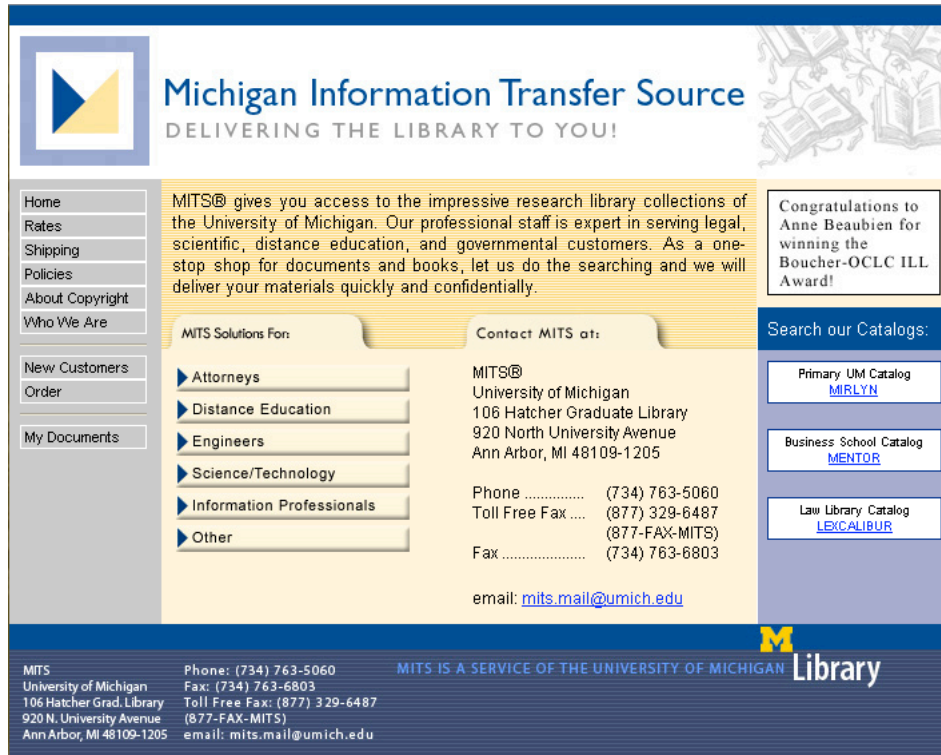


Figure 7: prototype of MITS front page

Task 4: Book Loan request and Book Chapter request in ILLiad

In this task, the user began with a revised ILL page. He/she was told he/she was a very busy researcher who needed to check out a book to help with a research project. The user needed to use the ILL service to get the book since the book was not owned by the UM Libraries. The user was asked to place an ILL delivery request. For the second half of this task, the user was asked to obtain an electronic copy of Chapter 4 of a book. He/she was told to place a 7-FAST delivery request to obtain the copy within a couple of business hours.

Ideally, the user was supposed to click on “Make a request” and be directed to a revised ILLiad interface. He/she would fill out the “loan” request form under the ILL section (from WorldCat) and complete the “copy” request form under the 7-FAST section (in Mirlyn).

The screenshot shows the University of Michigan Library's Interlibrary Loan/7-FAST - ILLiad interface. At the top, there is a search bar and radio buttons for 'Active' and 'All'. The left sidebar contains a navigation menu with sections: Logoff iwptest, Main Menu, ILL Requests (Copy, Loan, Book Chapter, Newspaper (loan), Dissertation), 7-Fast Requests (Copy, Loan), View (Outstanding Requests, Electronically Received Articles, Checked Out Items, Cancelled Requests, History Requests, All Requests, Notifications), and Tools (Change Delivery Pref.).

Outstanding Requests				
Transaction	Type	Title	Author	Status
1	Book	Cats: Purrfectly Endearing	Whiskers McGruff	On Loan
2	Article	The Human/Cat Conundrum	Felicity Milkin	Processing

On the right, a 'System Outage' box states: 'There will be scheduled maintenance on Friday at 8:00 PM. ILLiad will be inaccessible during this time. We thank you for your patience.'

Figure 8: prototype of new ILLiad

FirstSearch Access provided by the University of Michigan Library

WorldCat Detailed Record | [Need help? Ask Us!](#)

Click on a checkbox to mark a record to be e-mailed or printed in Marked Records.

Home Databases Searching **Results** Staff View My Account Options Comments Exit Hide tips

List of Records Detailed Record **Marked Records** Saved Records

WorldCat results for: kw: cat and kw: study and dt="bks" . Record 204 of 2,308.

204 Mark:

Drama for students :
presenting analysis, context and criticism on commonly studied dramas /

David Galens

1998
English Book v. : ill., ports. ; 29 cm.
Detroit, MI : Gale Research, ; ISBN: 0787627526 (v. 3) 9780787627522 (v. 3)

GET THIS ITEM

Availability: **Check the catalogs in your library.**

- Libraries worldwide that own item: 47
- Search the Mirlyn catalog at the University of Michigan

External Resources:

- Get It Availability at U-Michigan
- Request via ILL
- Cite This Item

FIND RELATED

More Like This: [Search for versions with same title and author](#) | [Advanced options...](#)

Title: **Drama for students :**
presenting analysis, context and criticism on commonly studied dramas /

Author(s): [Galens, David](#)

Publication: Detroit, MI : Gale Research,
Year: 1998

Description: v. : ill., ports. ; 29 cm.

Language: English

Contents: V.3. American buffalo / David Mamet -- The basic training of Pavlo Hummel / David Rabe -- Blood relations / Sharon Pollock -- **Cat** on a hot tin roof / Tennessee Williams -- The children's hour / Lillian Hellman -- Come back, little Sheba / William Inge -- The crucible / Arthur Miller -- Dutchman / Amiri Baraka -- Entertaining Mr. Sloane / Joe Orton -- Fences / August Wilson -- The homecoming / Harold Pinter -- Lear / Edward Bond -- Major Barbara / George Bernard Shaw -- Marat/Sade / Peter Weiss -- Master Harold and the boys / Athol Fugard -- Private lives / Noel Coward -- True west / Sam Shepard -- Waiting for lefty / Clifford Odets -- Who's afraid of Virginia Woolf? / Edward Albee.

Standard No: ISBN: 0787627526 (v. 3); 9780787627522 (v. 3)

SUBJECT(S)

Descriptor: [Drama -- History and criticism.](#)
[Drama -- Study and teaching.](#)
[Drama -- Modern -- 19th century.](#)
[Drama -- Modern -- 20th century.](#)
[Drama -- Collections.](#)

Note(s): Each entry includes an introduction to the play and the work's author; a plot summary, to help readers unravel and understand the events in a drama; descriptions of important characters, including explanation of a given character's role in the drama as well as discussion about that character's relationship to other characters in the play; analysis of important themes in the drama; and an explanation of important literary techniques and movements as they are demonstrated in the play.

Class Descriptors: LC: [PN1621](#)

Responsibility: David Galens.

Document Type: Book

Entry: 19980701

Update: 20070312

Accession No: OCLC: 39378635

Database: WorldCat

Figure 9: WorldCat record page for ILL request

[FIND ARTICLES](#)
[FIND DATABASES](#)
[FIND OTHER LIBRARY CATALOGS](#)

Library Catalog of the University of Michigan Ann Arbor

Mirlyn

[Logout](#)
[Ask Us](#)
[My Account](#)
[Help](#)
[My Shelf](#)
[Course Reserves](#)
[My Saved Searches](#)

[Basic Search](#)
[Advanced Search](#)
[Command Language](#)
[Browse](#)
[Results List](#)
[Previous Searches](#)

Ann Arbor : HOLDINGS [Back](#)

Neter, John.

Applied linear statistical models : regression, analysis of variance, and experimental designs / John Neter, William Wasserman, Michael H. Kutner. .
 Homewood, Ill. : Irwin, c1990..
 xvi, 1181 p. : ill. : 24 cm..

Owning Location Biological Station | QA 278.2 .N47 1990
Owning Location Public Health | QA 278.2 .N47 1990
Owning Location Public Health | QA 278.2 .N47 1990
Owning Location Shapiro Science - Book Stacks - 4th floor | QA 278.2 .N47 1990

Select location Hide loaned items

	Current Location	Collection	Call Number	Vol. : Issue	Online Link	Status/Due Date
Expand	Biological Station		QA 278.2 .N47 1990			On Shelf (No Loan)
Get This Expand	Public Health		QA 278.2 .N47 1990			On Shelf
Get This Expand	Public Health		QA 278.2 .N47 1990			Effective due date: 07/19/07
Get This Expand	Shapiro Science	Book Stacks - 4th floor	QA 278.2 .N47 1990			08/30/07



[Privacy Policy](#) [Appropriate use](#)
 © 2007 The Regents of the University of Michigan

Figure 10: Mirlyn record for 7-FAST request

Results

Overview

We obtained a rich supply of data from our 8 user tests. Our findings will be organized by task. Quantitative information concerning the user’s rating of each task and the number of users that completed the task successfully are listed at the beginning of each tasks’ results section and summarized below. Complete information on quantitative results is available in Appendix F. Qualitative information is summarized below.

Task number	Average of Task Question 1	Average of Task Question 2	Average of Task Question 3	Average of Task Question 4	Number of users completing task
1	3.625	3.25	4.25, 4.25, 4.25, 3.875	N/A	7/8
2	4.125	4.125	4.375, 4.5, 4.25, 4.25	N/A	8/8
3	3.375	2.75	3.625, 3.625, 3.25, 3.25	N/A	5/8
4	3.875	4.5	3.75	4.5, 4.5, 4.5, 4.25	8/8

Figure 11: Quantitative test results (summary)

Task 1 Results

Task 1 had the second highest success rate of the four tasks, with 7 users successfully obtaining the required information from the ILL website. The quantitative scores for the task were the second lowest however, indicating that users felt that they did not effectively complete the task and that the ILL website was not helpful and friendly.

This likely resulted from the fact that 7 out of 8 users had problems with finding whether the ILL service is available on the day after Thanksgiving. Some users tried to use a keyboard short cut to search for keywords “hours”, “calendar” and/or “holiday” on the Frequent Asked Question page; some users looked through the left navigation menu to find a tab named “hours”. The remaining user who did not have problems with obtaining this piece of information was due to the fact that changes to the CAS/ILLiad pages had already taken place before the end of our testing.

Another reason the first task got the second lowest score is likely to be that users felt the FAQ page made it difficult to locate the information they were looking for. For example, most users opened the FAQ page, but some of them had a hard time locating the question “how soon will my material will arrive?”. Currently the spacing between questions under each question grouping on the FAQ page is single line spacing and users had to spend some time to look through all questions to locate their desired information.

Task 2 Results

Task 2 had the highest success rate of the four tasks, with all 8 users successfully obtaining the required information from 7-FAST website. The quantitative scores for the task were highest in

question 1, indicating that users felt that they did effectively complete the task, and second highest in question 2 and highest in question 3, which indicated that the users find the 7-FAST website easy to navigate.

The major issue we found about the 7-FAST website was that most users had a difficult time finding 7-FAST hours of operation. As most users did in the first task, some of them tried to find the “Hours” tab in the left navigation menu. Even though 7-FAST displayed its hours information on the front page, several users missed that information probably because of the tiny font size or the position on the front page—nearly at the bottom of the 7-FAST homepage.

Task 3 Results

Task 3 had the lowest success rate of the fourth tasks, with only 5 users successfully obtaining the required information from MITS website. Also, the task had the lowest quantitative scores for all questions, indicating that the users did not feel they effectively completed the task.

Users had various problems with calculating the rates and shipping fee.

1. “Rush” in red in the articles table attracted the attention of users so that some of them calculated the cost for delivering a book;
2. Some users did not notice “surcharges may apply” information on the “Rates” web page;
3. The scale of surcharge costs of “Non-UM materials” and “Expedited Shipping” confused users—they didn’t know how much exactly they would be charged and why there was such a large scale without explanation;
4. Information on the “Rates” and “Shipping” pages was a bit different, i.e., PDF delivery was free on the “Shipping” page but price varied on “Rates”—some users indicated that they were confused.

Also, since information about “payment options” was listed on “Policies” page, some users couldn’t locate that piece of information as they assumed “Policies” would not include information about payment. Moreover, 7 out of 8 users had a difficult time figuring out how to make a request, particularly with how to fill out the “New customers” form.

Task 4 Results

Task 4 included two parts, with the first part to place an ILL request of a book and the second part to place a 7-FAST request of a book chapter. All users had no problem with completing part 1 to place a book loan request, except one user indicated that he/she was not sure whether “loan” means “book request”.

Users had several common problems in the second part of task 4, placing a request to obtain a book chapter using 7-FAST. Three out of the 8 users opened the “chapter” tab under the ILL menu and filled out the request form without realizing they submitted the wrong request. When the users were actually in the 7-FAST request menu, they were confused by filling in “article title” and “journal title”. The required asterisks were ignored by several users. Additionally, the ILL menu on the left uses both material type (e.g., newspapers) and type of loan (copy vs. loan), so that users didn’t know what criteria they should use when placing a request.

Moreover, most users first moved their mouse to the “Cancel” button on the right bottom, then move back to the “Submit” button on the left. This mouse movement likely indicated that the users assume the “Submit” button be positioned in the right bottom corner of the page.

Recommendations

Overview

We have several major and minor recommendations as to how the delivery services can be improved, based on the results of our testing. Following recommendations are divided by delivery services and placed in the order of priority.

Recommendations for ILLiad

#1: Indicate the eligible loan type of 7-FAST copy request

Priority: High

We recommend adding “book chapter” and “article” options under the 7-FAST “copy” menu, or indicate separating required information to put in the request form when users ask for different types of deliveries. Since 7-FAST provides delivery of book loan, articles and book chapters, adding options for a copy request for 7-FAST delivery service would be necessary.

#2: Add a “7-FAST Rush” option

Priority: High

Add a separate option for using “7-FAST Rush” service under the 7-FAST menu, or add a column to fill in general 7-FAST request form, requiring users input desired receiving date and time if asking for “7-FAST rush” service. Since 7-FAST does provide “rush” service, it should be indicated in the request forms.

#3: Use “Required” in red instead of using asterisk for required information, and add “Recommended” field for ISBN

Priority: High

According to the results of testing, most users ignored the “required” fields or they did not notice them. Using “Required” in red would make those fields more visible than just using the asterisk. Also, the current ILL and 7-FAST request forms do not require users to fill in ISBN, but most participants did put in ISBN since they would like to include some information that can guarantee them obtaining the desired book.

#4: Potentially divide the fields into required, recommended and all other sections

Priority: High

The required and recommended fields ought to be divided into sections, to make it even more clear which fields users need to fill out, which ones will make it easier for the ILL staff to find the material, and which are not as useful.

#5: Add side bar text that informs users how easy it is to fill out an ILL request using

University of Michigan | University Library | ul-usability@ umich.edu

WorldCat

Priority: High

Most users are unaware that the easiest method for filling out an ILL request is to navigate to it from the WorldCat menu. An ILL button is provided in WorldCat that fills in all required and recommended fields in the ILL menu. Text in the right sidebar (where there is space) that is global across the site would make that information more widely known to users.

#6: Make material types visible for both ILL and 7-FAST menu

Priority: High

Based on the test results, users were confused between the material type and loan type when placing a request, so we recommend that to make sure that the type of materials is visible for both ILL and 7-FAST menu options. (e.g. Book Loan, Article Copy)

#7: Separate “Submit” button by placing it on the right bottom corner of the page, or use a different color for “Submit” and “Cancel”

Priority: Medium

According to the test results, users had an inclination to move their mouse to the right bottom corner of the page to find the “Submit” button, but the button there was the “Cancel” button. To avoid unnecessary request-placing errors, we recommend to separating the “Submit” button by placing it on the right bottom corner of the page, or using a different color for “Submit” and “Cancel”.

Recommendations for Interlibrary Loan (ILL)

#1: Add an “Hours” tab in the left navigation menu

Priority: High

Add an “Hours” link in the left bar with closing information and include a link to direct users to the “pick-up location” page to check each location’s availability in detail.

#2: Use more spacing between questions on the FAQ page under each question section

Priority: High

According to the test results, users had a hard time locating the desired information and spent a few minutes to look through all questions on the FAQ page. We recommend that more space is added between questions under each grouping.

Recommendations for 7-FAST

#1: Add an “Hours” tab in the left navigation menu

Priority: High

Add an “Hours” tab in the left navigation menu and remove the “hours” information in the tiny sizes font near the bottom of most 7-FAST web pages. Based on the test results, many users first read the left navigation menu and it is likely to help users find out availability of the 7-FAST service.

#2: Change background color of fee table and combine two tables on “Fees/Delivery” page

Priority: High

Changing the grey background color in the second table on the “Fees/Delivery” page can reduce the probability that users miss that piece of information. Also, combining the first table (service fee) and second table (additional fee) together on the “Fees/Delivery” will make calculations easier for users.

Recommendations for MITS

#1: Combine “Rates” page and “Shipping” page

Priority: High

Unify the information on the “Rates” and “Shipping” pages, so that users do not have to go back and forth between the two pages when they need to calculate all the costs for delivery requests.

#2: Include “Payment Option” on combined “Rates/Shipping” page

Priority: High

Based on the test results, “payment options” information under the “Policies” page is not an intuitive place for users to look. We recommend including “payment option” information on the new combined “Rates/Shipping” page and removing the related information on the “Policies” page. Also, “payment option” needs more instruction about how to select the most eligible option and/or how to gather related information.

#3: Add “rush” in red to “book loans” table on the “Rates” page and use bold or colored font for “surcharge may apply” information

Priority: High

To make the 7-FAST rush service more visible, we recommend including “rush” in red for the “book loans” table and using bold or colored font for the “surcharge may apply” information.

#4: Add an FAQ page for MITS

Priority: High

Adding an FAQ page can help new users easily understand the MITS service. This can be achieved by revising the current “Policies” page. Also, we recommend that more instructions be added for filling out the “New Customers” form. A link to the FAQ page should be also added to that page.

Appendices

Appendix A: Test Outline

Task 1: Obtain Information from ILL

1. Hand the user a piece of paper with the information about what the user needs to find. Show the user the ILL front page and a separate piece of paper with the information needed and space to write it in.

The user will start at the ILL front page. Tell the user the following:

“In this task, you will need to find four pieces of important information using the Interlibrary Loan (ILL) website. All of the information available is contained within the ILL site. You don’t have to find the information in order. Please write down the answers in the white space under each question.”



Figure 1 - ILL front page

2. **Search 1:** Where can I pick up ILL materials?

The easiest way for the user to find this information is to click on the “ILL pick-up locations” page and locate the information.

Answer: ILL Main Office, Undergraduate library, Music library, and AAEL

The screenshot shows the 'InterLibrary Loan' page on the University of Michigan website. The page is titled 'InterLibrary Loan' and features a navigation menu on the left with options like 'Your ILL account', 'Make a request', 'Check status', 'Non-UM institutions', 'Borrowing FAQ', 'Contact ILL', 'Proxy accounts', and 'ILL Pick-up locations'. The main content area is titled 'Pick-up and Drop-off Locations' and states 'ILL now offers four drop-off and pick-up locations!'. It contains a table with the following information:

Central Campus	ILL Main Office*	Undergraduate Library
	Hours/Location	Hours/Location
North Campus	Music Library	Art, Arch. and Eng. Library
	Hours/Location	Hours/Location

Below the table, there is a note: '*Books may be picked up at Grad Circulation after hours. [Hours/Location](#)'. There is also a link to 'Change your delivery preference in ILLiad today.' and a note: 'Just log on to your ILLiad account and select "User Information."'.

At the bottom left, contact information is provided: 'Interlibrary Loan', Phone: (734)764-8584, Fax: (734)936-3630 (borrowing), Fax: (734)647-2050 (lending), E-mail: interlibrary_loan@umich.edu, Last Update: 05/17/2007, © The Regents of the University of Michigan, 2005 to the present, Send questions/comment concerning this page to: ralphi@umich.edu.

On the right side, there is a '7-FAST Document Delivery Service' banner with the text 'Delivers library material to you quickly!' and an illustration of a person pushing a cart. Below this is a section titled 'What does "Request Sent" mean?' which explains that 'Request Sent' means the ILL staff has forwarded the request to potential lenders and is waiting for a response. It also includes a link to 'Request Status Definitions' and a note to see the 'FAQ' for additional information.

Figure 2 - ILL pick-up locations page

3. **Search 2:** How can I find how soon my material will arrive?

Answer: Information under the question "How soon will my material arrive?"

This information could be located by referring to "Borrowing FAQ" page and clicking on the question "How soon will my material arrive?".

[Return to Index](#)

How soon will my material arrive?

- 16% of **copies** are received on the same day the request was made.
- 42% of **copies** are received by the day after.
- 54% of **copies** are received within two days.
- 50% of **loans** are received within a week.

The time it takes for a request to arrive depends on many factors, such as:

- Age of the item
- Rarity
- Condition of item
- Item may be checked out
- Item may be non-circulating
- Item may be missing

[Our turn around times are summarized in the following charts.](#)

Please see the section in this FAQ titled, "[How do I place a request?](#)" for more detail.

[Return to Index](#)

How do I check on the status of my request?

At the [ILLiad](#) Main Menu click on "Pending Requests" to see the requests you've placed as well as their [current status](#).

[Return to Index](#)

How do I cancel a request?

You may cancel any request you've submitted by logging into [ILLiad](#) and performing the following steps:

- At the **Main Menu**, select the **Pending Requests** option
- From the **Pending Requests** screen, locate the appropriate request and select it by clicking the button in the first column
- On the **Detailed Information** screen for that request, simply click the **CANCEL** button located in the upper-right corner of the screen

Figure 3 - "How soon will my material arrive?"

4. **Search 3:** Is the ILL service available the day after Thanksgiving?

Answer: No

This information is available on the "Contact ILL" page.

The screenshot shows the 'InterLibrary Loan' contact page for the University of Michigan. It features a navigation menu on the left, contact information in the center, and a 7-FAST service advertisement on the right. The contact information includes the university's address, phone, fax, and email. Specific contacts listed are Deborah Heiden, Leif Backman, and Merrie Fuller. The closings section lists holidays such as New Year's Day, Memorial Day, Independence Day, Labor Day, Thanksgiving Day, and Christmas Day. The 7-FAST advertisement highlights the document delivery service, stating it delivers library material quickly.

Figure 4 - Contact ILL page

5. **Search 4:** How much does it cost to get a dissertation from Michigan State University (MSU is one of Big 10 universities)?

Answer: free of charge

This information could be located by referring to “Borrowing FAQ” page and clicking on the question “How do I get a dissertation?”. Clicking on the link “following information” would direct the user to “Acquiring U.S. Dissertations.”

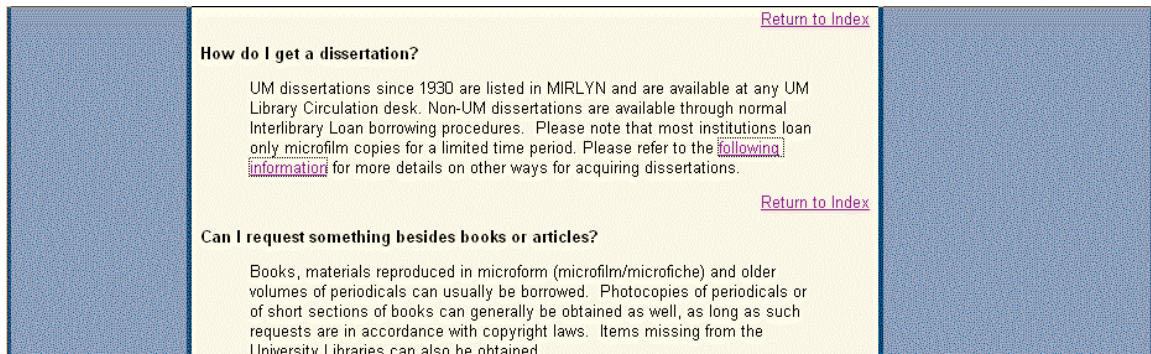


Figure 5 - How do I get a dissertation?

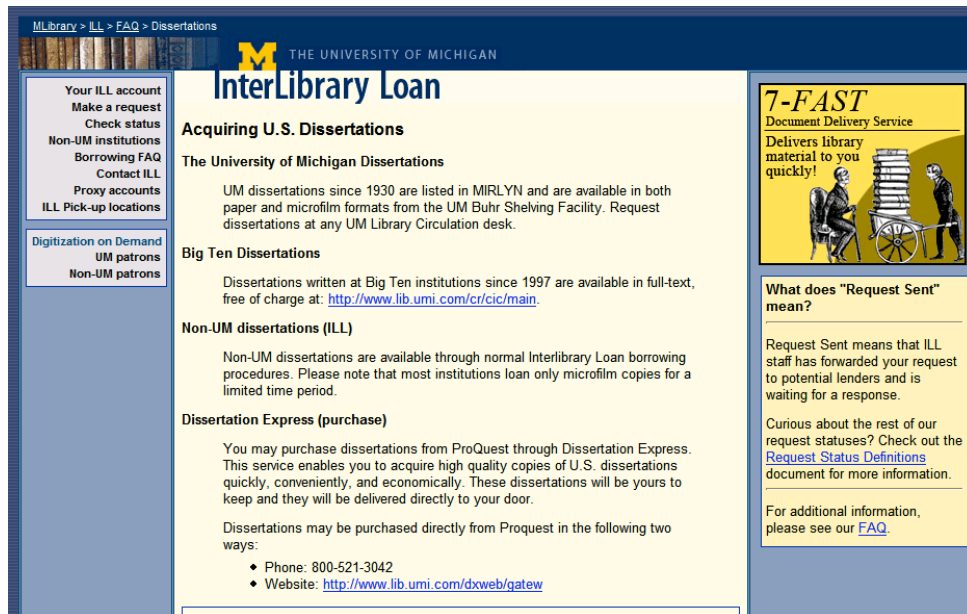


Figure 6 - Acquiring U.S. Dissertations page

Task 2: Obtain Information from 7-FAST

1. Hand the user a piece of paper with the information about what the user needs to find. Show the user the 7-FAST gateway webpage and a separate piece of paper with the information needed and space to write it in.

The user will start at the 7-FAST gateway. Tell the user the following:

“In this task, you will need to find out four pieces of important information using the 7-FAST website. All of the information available is contained within the 7-FAST site. You don’t have to find the information in order. Please write down the answers in the white space under each question.”



Figure 7 - 7-FAST front page

2. **Search 1:** If 7-FAST is unable to fill your request, what service will the request be automatically forwarded to?

Answer: ILL

Option 1: The easiest way for the user to find this information is to click on “Using 7-FAST” page.



Figure 8 - Using 7-FAST

Option 2: If the user refers to 7-FAST FAQ and go through the questions, he/she may also find the information under the question “How soon can I expect my material?”.

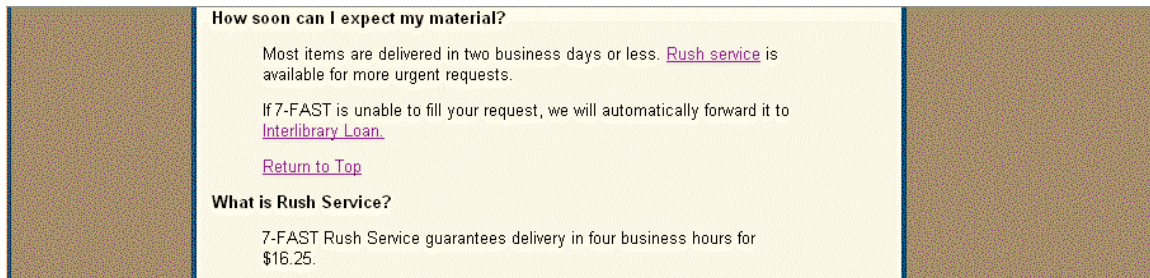


Figure 9 - How soon can I expect my material?

3. **Search 2:** How late is the 7-FAST service available on Fridays?

Answer: 6:00 PM

This information is available on several pages, including the 7-FAST homepage and the rush service page.

Figure 10 - 7-FAST gateway

4. **Search 3:** How much does it cost to copy a two-page microform article?

Answer: \$5.75 (\$3.75+\$1x2)

This information is available on the “Fees/Delivery” page.

Service	Fee*
Electronic copy	\$3.75 per article/chapter
Retrieval/Delivery	\$3.75 per book

Service	Fee: \$3.75 +	Total
Copies from microform	\$1/page	varies
Rush service	\$12.50/item	\$16.25
Off-campus fax	\$1/article	\$4.75
U.S. mail – articles ONLY	\$1/article	\$4.75

Figure 11 - 7-FAST Fees, Delivery & Payment Methods

5. **Search 4:** What methods can I use to pay for my delivery?

Answer: *shortcodes, credit card, and pre-paid deposit account*

This information is available on the 7-FAST FAQ page under the question “How can I pay?” and the 7-FAST “Fees/Delivery” page.

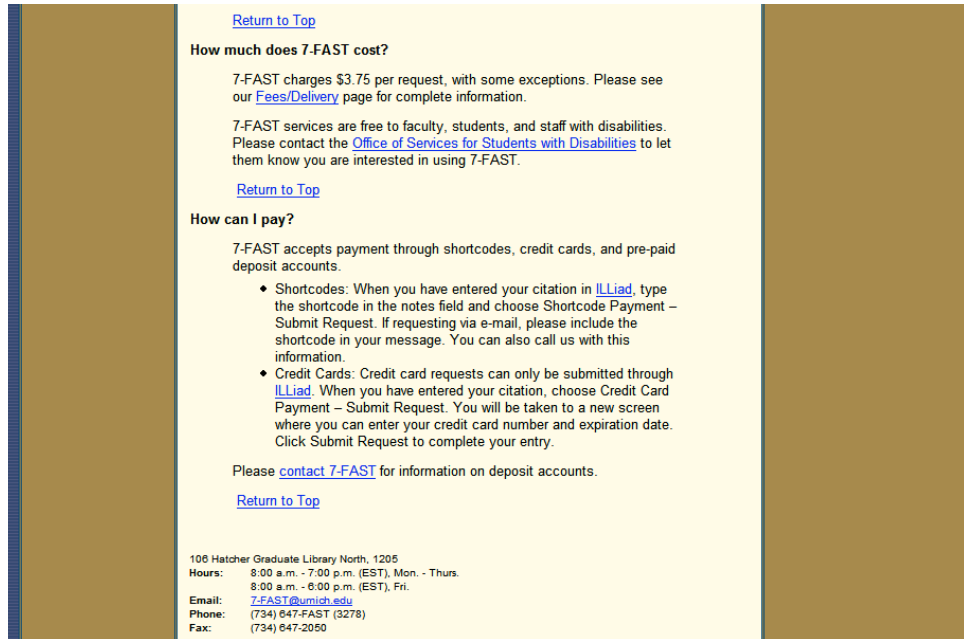


Figure 12 - “How can I pay?”

Task 3: Obtain Information from MITS

1. Hand the participant another task description printed on a separate piece of paper. Show the user the MITS gateway webpage and a separate piece of paper with the information needed and space to write it in.

The user will start with MITS gate way page. Tell him/her the following:

“In this task, you are an attorney who needs to have a copy of a 60-page article from a law journal owned by a British Law Library, and a large book on copyright law delivered to your law office (in the U.S.A.). It is currently 11:00 AM, and you have never used the MITS service before. Please find the following four pieces of information. All of the information available is contained within the MITS site. You don’t have to find the information in order. Please write down the answers in the white space under each question.”

Michigan Information Transfer Source
DELIVERING THE LIBRARY TO YOU!

Home
Rates
Shipping
Policies
About Copyright
Who We Are

MITS® gives you access to the impressive research library collections of the University of Michigan. Our professional staff is expert in serving legal, scientific, distance education, and governmental customers. As a one-stop shop for documents and books, let us do the searching and we will deliver your materials quickly and confidentially.

MITS Solutions For:

- Attorneys
- Distance Education
- Engineers
- Science/Technology
- Information Professionals
- Other

Contact MITS at:

MITS®
University of Michigan
106 Hatcher Graduate Library
920 North University Avenue
Ann Arbor, MI 48109-1205

Phone (734) 763-5060
Toll Free Fax (877) 329-6487
Fax (877) 763-6803
email: mits.mail@umich.edu

Congratulations to Anne Beaubien for winning the Boucher-OCLC ILL Award!

Search our Catalogs:

- Primary UM Catalog [MIRLYN](#)
- Business School Catalog [MENTOR](#)
- Law Library Catalog [LEXCALIBUR](#)

MITS
University of Michigan
106 Hatcher Grad. Library
920 N. University Avenue
Ann Arbor, MI 48109-1205

Phone: (734) 763-5060
Fax: (734) 763-6803
Toll Free Fax: (877) 329-6487
(877-FAX-MITS)
email: mits.mail@umich.edu

MITS IS A SERVICE OF THE UNIVERSITY OF MICHIGAN **Library**

Figure 13 - MITS gateway

- Search 1:** How much would it cost to have the copyright law book delivered to your law office (in U.S.A.) by the fastest method possible? Remember it is currently 11:00 AM.

Answer: \$38, plus \$7-\$10 for shipping

The easiest way for the user to find this information is to click on the “Rates” page and locate the information for “same day” shipping, then click the shipping link to find the information for “UPS Ground”.

Michigan Information Transfer Source
DELIVERING THE LIBRARY TO YOU!

Home
Rates
Shipping
Policies
About Copyright
Who We Are

New Customers
Order

My Documents

Rates

Articles (see our [copyright policy](#))

Delivery Service	Service Cost	Electronically delivered...
Standard	\$12 + copyright	about a week
Next Day Rush	\$20 + copyright	next business day by 6pm Eastern time
Same Day Rush	\$30 + copyright	same day by 6pm Eastern time
3 Hour Rush	\$50 + copyright	within 3 hours, subject to availability – call us (734) 763-5060
1 Hour Rush	\$110 + copyright	within 1 hour, subject to availability – call us (734) 763-5060

[Surcharges](#) may apply

Book Loans (to U.S. & Canada only)

Delivery Service	Service Cost	sent via UPS or FedEx
standard	\$20 + shipping	about a week
next day	\$28 + shipping	next business day
same day	\$38 + shipping	same day
3 hour	\$58 + shipping	same day, request submitted after 2pm
1 hour	\$118 + shipping	same day, request submitted after 4pm

[Surcharges](#) may apply

Figure 14 - Rates page

Michigan Information Transfer Source
DELIVERING THE LIBRARY TO YOU!

Home
Rates
Shipping
Policies
About Copyright
Who We Are

New Customers
Order

My Documents

SHIPPING

Delivery of articles via the MITS document delivery website, U.S. First Class mail, or Ariel is included in the base price. Additional delivery options, such as fax, FedEx or UPS are available upon request for an additional charge. Please note, shipping by U.S. First Class mail can considerably extend delivery times. Customers are encouraged to use alternative delivery methods when timeliness and the ability to track a package are important.

Standard Methods	
PDF Web delivery	no charge
UPS Ground	at cost (typically \$7 - \$10 per book)

Available Upon Request	
U.S. First Class Mail	no charge
Ariel	no charge
Fax to toll-free or local number	\$2.00
Fax to U.S. or Canadian numbers	\$2.00 first page, \$0.50 each additional page
International faxes	\$3.00 first page, \$1.00 each additional page
FedEx	billed to your FedEx account
International mail	at cost, plus \$10 handling fee for books

MITS
University of Michigan
106 Hatcher Grad. Library
920 N. University Avenue
Ann Arbor, MI 48109-1205

Phone: (734) 763-5060
Fax: (734) 763-6803
Toll Free Fax: (877) 329-6487
(677-FAX-MITS)
email: mits.mail@umich.edu

Library

Figure 15 - Shipping page

3. **Search 2:** How much would it cost to have the journal article owned by British Law Library delivered by tomorrow as a PDF file?

Answer: \$20, plus \$23(average level) for copyright charges.

The easiest way for the user to find this information is to click on the “Rates” page and then click the copyright link in the “Next Day Rush” column.

Michigan Information Transfer Source
DELIVERING THE LIBRARY TO YOU!

Rates

Articles (see our [copyright policy](#))

Delivery Service	Service Cost	Electronically delivered...
Standard	\$12 + copyright	about a week
Next Day Rush	\$20 + copyright	next business day by 6pm Eastern time
Same Day Rush	\$30 + copyright	same day by 6pm Eastern time
3 Hour Rush	\$50 + copyright	within 3 hours, subject to availability – call us (734) 763-5060
1 Hour Rush	\$110 + copyright	within 1 hour, subject to availability – call us (734) 763-5060

[Surcharges](#) may apply

Book Loans (to U.S. & Canada only)

Delivery Service	Service Cost	sent via UPS or FedEx
standard	\$20 + shipping	about a week
next day	\$28 + shipping	next business day
same day	\$38 + shipping	same day
3 hour	\$58 + shipping	same day, request submitted after 2pm
1 hour	\$118 + shipping	same day, request submitted after 4pm

[Surcharges](#) may apply

Figure 16 - Rates page

Michigan Information Transfer Source
DELIVERING THE LIBRARY TO YOU!

About Copyright

MITS is required by U.S. copyright law to pay royalties when making copies of journal articles and other documents.

We report copyright royalties through the Transactional Reporting Service of the Copyright Clearance Center, or make agreements directly with the copyright holders. All royalties are set by the copyright holder and will typically range in cost from \$3.00 to \$45.00 per article with the average being \$23.00. If the royalty for a single article exceeds \$50.00, we will contact you for authorization first.

The copyright royalty paid on your request covers distribution to you of one copy. If you make and distribute further copies of the document, it is your responsibility to follow copyright law.

To obtain an estimate of copyright royalties prior to submitting your request, please contact our office.

For additional information on copyright, the following links may be helpful:

- [Copyright Clearance Center](#)
- [U.S. Copyright Office](#)
- [U.S. Copyright Law](#)
- [When Works Pass into the Public Domain](#)

MITS
University of Michigan
106 Hatcher Grad. Library
920 N. University Avenue
Ann Arbor, MI 48109-1205

Phone: (734) 763-5060
Fax: (734) 763-6803
Toll Free Fax: (877) 329-6487
(677-FAX-MITS)
email: mits.mail@umich.edu

MITS IS A SERVICE OF THE UNIVERSITY OF MICHIGAN **Library**

Figure 17 - About Copyright page

4. **Search 3:** What do you need to do to order the article and book?

Answer: Click the “New Customers” link to set up an account, and place a text request.

There is no simple way to get this information since no FAQ page is listed in the left bar. The user may click on “Order” then “click here” to locate to the “New Customers Information” page.

Figure 18 - New Customers page

5. **Search 4:** What methods can I use to pay for the deliveries?

Answer: *Monthly invoice, credit card, or deposit account.*

No related information is provided on “Rates” page. The easiest way to find this information is to click the “Policies” link and scroll to the bottom of the page locating “Payment Options” information.

Lost Books

In addition to the replacement cost of a book, MITS will charge a UM processing fee of \$100.00 minimum per lost book. For non-UM books, the processing fee will be \$50.00 plus the amount charged by the loaning library. To avoid these charges, please return all book loans to MITS by the date due.

Payment Options

- Monthly Invoice (corporate clients only)
- Credit Card
- Deposit account

International Customers - Payment Options

MITS accepts payment by credit card from international customers. To order by credit card, please fill out the [New Customer](#) form. We will contact you with a secure login to place your order through e-commerce.

If you are unable to pay by credit card, please contact us for further payment options at (734) 763-5060, or email us at mits.mail@umich.edu.

MITS
University of Michigan
106 Hatcher Grad. Library
920 N. University Avenue
Ann Arbor, MI 48109-1205

Phone: (734) 763-5060
Fax: (734) 763-6803
Toll Free Fax: (877) 329-6487
(677-FAX-MITS)
email: mits.mail@umich.edu

MITS IS A SERVICE OF THE UNIVERSITY OF MICHIGAN **Library**

Figure 19 - Bottom of the policies page

Task 4: Book Loan Request and Book Chapter Request

Hand the participant the fourth task description printed on a separate piece of paper. Show the user the ILL front page. Two new browser windows will be open beforehand: one WorldCat record for ILL request and one Mirlyn record for 7-FAST request. Also, hand the user a separate piece of paper with the information needed and space to write it in.

FirstSearch Access provided by the University of Michigan Library

WorldCat Detailed Record | [Need help? Ask Us!](#)

Click on a checkbox to mark a record to be e-mailed or printed in Marked Records.

Home Databases Searching Results Staff View My Account Options Comments Exit Hide tips

List of Records Detailed Record Marked Records Saved Records

WorldCat results for: kw: cat and kw: study and dt= "bks" . Record 204 of 2,308.

204 Mark:

Drama for students :
presenting analysis, context and criticism on commonly studied dramas /

David Galens

1998
English Book v. : ill., ports. ; 29 cm.
Detroit, MI : Gale Research, ; ISBN: 0787627526 (v. 3) 9780787627522 (v. 3)

GET THIS ITEM

Availability: **Check the catalogs in your library.**

- Libraries worldwide that own item: 47
- Search the Mirlyn catalog at the University of Michigan

External Resources:

- Get It Availability at U-Michigan
- Request via ILL
- Cite This Item

FIND RELATED

More Like This: [Search for versions with same title and author](#) | [Advanced options ...](#)

Title: **Drama for students :**
presenting analysis, context and criticism on commonly studied dramas /

Author(s): [Galens, David.](#)

Publication: Detroit, MI : Gale Research,
Year: 1998

Description: v. : ill., ports. ; 29 cm.

Language: English

Contents: V.3. American buffalo / David Mamet -- The basic training of Pavlo Hummel / David Rabe -- Blood relations / Sharon Pollock -- **Cat** on a hot tin roof / Tennessee Williams -- The children's hour / Lillian Hellman -- Come back, little Sheba / William Inge -- The crucible / Arthur Miller - - Dutchman / Amiri Baraka -- Entertaining Mr. Sloane / Joe Orton -- Fences / August Wilson -- The homecoming / Harold Pinter -- Lear / Edward Bond -- Major Barbara / George Bernard Shaw -- Marat/Sade / Peter Weiss -- Master Harold and the boys / Athol Fugard -- Private lives / Noel Coward -- True west / Sam Shepard -- Waiting for lefty / Clifford Odets -- Who's afraid of Virginia Woolf? / Edward Albee.

Standard No: ISBN: 0787627526 (v. 3); 9780787627522 (v. 3)

SUBJECT(S)

Descriptor: [Drama -- History and criticism.](#)
[Drama -- Study and teaching.](#)
[Drama -- Modern -- 19th century.](#)
[Drama -- Modern -- 20th century.](#)
[Drama -- Collections.](#)

Note(s): Each entry includes an introduction to the play and the work's author, a plot summary, to help readers unravel and understand the events in a drama; descriptions of important characters, including explanation of a given character's role in the drama as well as discussion about that character's relationship to other characters in the play; analysis of important themes in the drama; and an explanation of important literary techniques and movements as they are demonstrated in the play.

Class Descriptors: LC: [PN1621](#)

Responsibility: David Galens.

Document Type: Book

Entry: 19980701

Update: 20070312

Accession No: OCLC: 39378635

Database: WorldCat

WorldCat results for: kw: cat and kw: study and dt= "bks" . Record 204 of 2,308.

English Español Français العربية 日本語 한국어 中文(繁體) 中文(简体) Options Comments Exit

© 1992-2007 OCLC
[Terms & Conditions](#)

Figure 20 – WorldCat record

Direct the user to the ILL front page and tell the user the following:

“In this task, you are a very busy researcher. You need to check out a book *Drama for students: presenting analysis, context and criticism on commonly studied dramas* to help with your research project. This book is not owned by the UM Library so you need to use ILL service to get the book. Place an ILL delivery request.”

Answer:

The easiest way for the user to make a request is to click on “Make a request” link in the left bar of ILL site. A revised ILLiad page will be opened (see below) and the user hopefully will click on “Loan” link under the “ILL Requests menu. The user may type in the book related information with provided record sheet, or copy and paste the information from the pre-opened browser window.

The screenshot shows the 'ILL Loan Request' page on the University of Michigan ILLiad website. The page has a blue header with the University of Michigan logo and 'M Library' text. Below the header is a search bar and a 'Search' button. The main content area is titled 'ILL Loan Request' and contains several input fields for request information. A legend indicates that an asterisk (*) denotes a required field. The fields include: Author/Editors, Title (with a note: 'Please do not abbreviate unless your citation is abbreviated'), Publisher, Place of Publication, Date of Publication, Edition, ISBN (with a note: 'If given will speed request processing'), Call Number, OCLC, and Not Wanted After Date (with a note: '(MMDD/YYYY)'). There is also a dropdown menu for 'Will you accept the item in a language other than English?' with 'No' selected. A left-hand navigation menu contains links for Logoff, Main Menu, ILL Requests (with sub-links for Copy, Loan, Book Chapter, Newspaper, and Dissertation), 7-Fast Requests (with sub-links for Copy and Loan), View (with sub-links for Outstanding Requests, Electronically Received Articles, Checked Out Items, Cancelled Requests, History Requests, All Requests, and Notifications), and Tools (with a link for Change Delivery Pref.).

Figure 21 - ILL loan request page in new ILLiad

Show the user the browser window with one Mirlyn record and tell the user:

“Now you are willing to pay some fees for obtaining an electronic copy of chapter 4 of a book *Applied linear statistical models: regression, analysis of variance, and experimental designs*. You need the copy within a couple of business hours, so you need to use 7-FAST service. Place a 7-FAST delivery request.”

Ann Arbor : HOLDINGS

Neter, John.:
Applied linear statistical models : regression, analysis of variance, and experimental designs / John Neter, William Wasserman, Michael H. Kutner..
Homewood, Ill. : Irwin, c1990..
xvi, 1181 p. : ill. ; 24 cm..

Owning Location Biological Station | QA 278.2 .N47 1990

Owning Location Public Health | QA 278.2 .N47 1990

Owning Location Public Health | QA 278.2 .N47 1990

Owning Location Shapiro Science - Book Stacks - 4th floor | QA 278.2 .N47 1990

Select location: All Hide loaned items

	Current Location	Collection	Call Number	Vol. : Issue	Online Link	Status/Due Date
Expand	Biological Station		QA 278.2 .N47 1990			On Shelf (No Loan)
Get This Expand	Public Health		QA 278.2 .N47 1990			On Shelf
Get This Expand	Public Health		QA 278.2 .N47 1990			Effective due date: 07/19/07
Get This Expand	Shapiro Science	Book Stacks - 4th floor	QA 278.2 .N47 1990			08/30/07

Figure 22 – Mirlyn record

Answer:

The user may click on the “Try rush delivery” figure on the right bar or choose the “Rush Service” from the left bar.

MLibrary > 7-FAST

THE UNIVERSITY OF MICHIGAN
Library's 7-FAST On-Campus Document Delivery Service

7FAST Rush Service

7FAST offers rush delivery for an additional \$12.50 per request (\$16.25 total).

- All rush requests must be accompanied by a phone call to our office: 734-647-FAST (3278). Without a phone call, your request will be processed as normal with no additional charge. For the fastest turn-around time, please place your request through ILLiad before calling.
- Requests received before noon will be delivered by 5:00 the same day.
- Requests received after noon and before 7:30 a.m. the following day will be delivered by noon the next business day.
- If a rush request can not be delivered within the time stated above, we will notify you via email and you will not be charged the additional fee for rush service.

106 Hatcher Graduate Library North, 1205
Hours: 8:00 a.m. - 7:00 p.m. (EST), Mon. - Thurs.
8:00 a.m. - 6:00 p.m. (EST), Fri.
Email: 7-FAST@umich.edu
Phone: (734) 647-FAST (3278)
Fax: (734) 647-2050

Try rush delivery!
\$16.25 for delivery in 4 business hours.

What constitutes a request?
7-FAST treats each individual citation as a single request. Consecutive articles and book chapters will also be treated as individual requests.

For additional information, please see our [FAQ](#).

Make a Request
Fees/Delivery
Using 7-FAST
Rush Service
7-FAST FAQ
ILLiad FAQ
Copyright

"Great - thanks so much. 7-FAST is such an excellent service!"

Tell us what you think!

Figure 23 - 7-FAST Rush Service

The user will hopefully click on the “Make a request” link in the left bar. The revised 7-FAST ILLiad page will be open (see below) and the user hopefully will click on the “Copy” link under the “7-Fast Requests” menu. The user may type in the book related information from the provided sheet, or copy and paste the information from the pre-opened browser window.

The screenshot shows the '7-FAST - ILLiad' page. At the top, there is a navigation bar with 'UNIVERSITY OF MICHIGAN' and 'Library' logos. Below this is a search bar with a 'Search' button and radio buttons for 'Active' and 'All'. The left sidebar contains a menu with categories: Logoff iwptest, Main Menu, ILL Requests (Copy, Loan, Book Chapter, Newspaper (loan), Dissertation), 7-Fast Requests (Copy, Loan), View (Outstanding Requests, Electronically Received Articles, Checked Out Items, Cancelled Requests, History Requests, All Requests, Notifications), and Tools (Change Delivery Pref.).

The main content area is titled '7-FAST Copy Request' and includes a legend: '* Indicates required field'. The form contains the following fields:

- Article Author: Text input field.
- *Article Title: Text input field with a dropdown arrow.
- *Title (Journal, Conference Proceedings, Anthology): Text input field with a dropdown arrow. Below it is the instruction: 'Please do not abbreviate unless your citation is already abbreviated'.
- Volume: Text input field.
- Issue: Text input field.
- Month: Text input field.
- *Year: Text input field.
- *Inclusive Pages: Text input field.
- ISSN/ISBN: Text input field. Below it is the instruction: 'If given will speed request processing'.
- OCLC Number: Text input field.
- *Not Wanted After Date: Text input field. Below it is the instruction: '(MMDD/YYYY)'.

Figure 24 - 7-FAST copy request page in new ILLiad

Appendix B: Test Script

Greeting the participant

Location of the test: _____

[Meet the participant at appointed place.]

Hi, my name is ... and I will be working with you in today's session. Before we sit down, do you need to use the bathroom or get a drink of water?

[When the participant is ready, walk him/her into the usability testing place and sit him/her down in front of the computer being used for the study. The moderator should sit next to and slightly behind the participant.]

Pre-test procedures

[The following introduction will be read to all participants before starting the test session.]

Thank you for participating in this study. Let me first explain why we've asked you to come in today. I'll provide you with the exact same instructions that are provided to everybody else.

We're here to look at the University Library's Interlibrary Loan (ILL) and 7-FAST services. We're interested in observing how you complete some typical tasks with the university website, how easy the services are to use, and what aspects of the library services you like and dislike. Your feedback is greatly appreciated, because it helps us understand how to improve the service in the future.

We do want you to keep a few things in mind as we begin the study:

I want to emphasize that we are not testing you or your abilities - we are testing the service. We are here to learn from your experience, so please don't worry about how fast or well you perform the tasks.

During today's session, you will be performing some tasks that may or may not be familiar to you. We'd like you to perform as you normally would. For example, try to work at the same speed, and with the same attention to detail that you normally do.

I'll be sitting nearby taking some notes. You may ask for help clarifying what I want you to do at any time, but I may not be able answer questions about how to complete an activity, because I want to replicate, as closely as possible, how you would use the site if I were not here.

While you are working, there are two cameras [point to them]. The session will be videotaped and your keystrokes will be recorded, so additional evaluation of the interface can be carried out after this session.

I would really like you to constantly think aloud. That is, I want to know anything you can say about your reaction to the website that I can't tell from watching you. For instance, tell me whatever you are looking at, what you are thinking, why you are doing something, and what is confusing you as you work through an activity. Even things like "I'm typing a keyword into the search box," or "I'm moving the mouse to where" are very important to us. All these could help us keep track of your thought process of task completion rather than only the final product.

Finally, our session includes four tasks. The entire test will take about 45 minutes. You should know that you can let me know if you begin to feel uncomfortable during this study and wish to stop. You may leave at any time.

Do you have any questions before we begin?

If not, then let's begin by having you sign the Consent Form.

[Hand participant the Consent Form. Give him/her time to read it through, ask questions if needed, and sign the form.]

Introduction

During the next 45 minutes we are going to complete several activities. First, I will ask you to fill out a pre-test questionnaire, just to obtain some background information about you. Your answers will be anonymous, and will be used only for the purpose of data analysis.

[Pre-test questionnaire will go here.]

Next, I will give you several research tasks to accomplish and I will observe you as you work. Remember to talk aloud while you are working, so that I know what you're doing and thinking. Also again, we are testing the site not you, so please don't worry about how fast or well you perform the tasks.

For each of the scenarios we would like you to test for us today, I will read a short description of the tasks involved for that scenario. I will give you a copy of the tasks to accomplish. At the end of each task we will ask you to fill out a questionnaire, and at the conclusion of the test we have a final questionnaire for you to fill out.

Do you have any questions at this point?

Task Completion

Task 1: Obtain Information from ILL

[Hand the user a piece of paper with the information about what the user needs to find. Show the user the ILL gateway webpage and a separate piece of paper with the information needed and space to write it in.]

In this task, you will need to find four pieces of important information using the Interlibrary Loan (ILL) website. All of the information available is contained within the ILL site. You don't have to find the information in order. Please write down the answers in the white space under each question.

1. Where can I pick up ILL materials?
2. How can I find how soon my material will arrive?
3. Is the ILL service available the day after Thanksgiving?
4. How much does it cost to get a dissertation from Michigan State University (MSU is one of Big 10 universities)?

Task 2: Obtain Information from 7-FAST

[Hand the user a piece of paper with the information about what the user needs to find. Show the user the 7-FAST gateway webpage and a separate piece of paper with the information needed and space to write it in]

In this task, you will need to find out four pieces of important information using the 7-FAST website. All of the information available is contained within the 7-FAST site. You don't have to find the information in order. Please write down the answers in the white space under each question.

1. If 7-FAST is unable to fill your request, what service will the request be automatically forwarded to?
2. How late is the 7-FAST service available on Fridays?
3. How much does it cost to copy a two-page microform article?
4. What methods can I use to pay for my delivery?

Task 3: Obtain Information from MITS

[Hand the participant another task description printed on a separate piece of paper. Show the user the MITS gateway webpage and a separate piece of paper with the information needed and space to write it in.]

In this task, you are an attorney who needs to have a copy of a 60-page article from a law journal owned by a British Law Library, and a large book on copyright law delivered to your law office (in U.S.A.). It is currently 11:00 AM, and you have never used the

MITS service before. Please find the following four pieces of information. All of the information available is contained within the MITS site. You don't have to find the information in order. Please write down the answers in the white space under each question.

1. How much would it cost to have the copyright law book delivered to your law office by the fastest method possible? Remember it is currently 11:00 am.
2. How much would it cost to have the journal article owned by British Law Library delivered by tomorrow as a PDF file?
3. What do I need to do to order the article and book?
4. What methods can I use to pay for the deliveries?

Task 4: Book Loan Request and Book Chapter Request

[Hand the participant the fourth task description printed on a separate piece of paper. Show the user the ILL front page. Two new browser windows will be open beforehand: one WorldCat record for ILL request and one Mirlyn record for 7-FAST request. Also, hand the user a separate piece of paper with the information needed.]

1. In this task, you are a very busy researcher. You need to check out a book *Drama for students: presenting analysis, context and criticism on commonly studied dramas* to help with your research project. This book is not owned by the UM Library so you need to use ILL service to get the book. Place an ILL delivery request.
2. Now you are willing to pay some fees for obtaining an electronic copy of chapter 4 of a book *Applied linear statistical models: regression, analysis of variance, and experimental designs*. You need the copy within a couple of business hours, so you need to use 7-FAST service. Place a 7-FAST delivery request.

Post-Test Questionnaire and Debriefing

[Walk the participant to debriefing area and hand him/her the questionnaire.]

Thank you for your completion of the tasks. We have a final questionnaire for you. Please fill out this questionnaire and leave it there when you are finished.

[Post-Test questionnaire goes here. Leave participants in privacy to complete the questionnaire.]

[When participant returns with completed questionnaire, hand the gift to participant.]

Here is your gift. Thank you for participating!

Appendix C: Pre-Test Questionnaire

Please answer the questions below in order to help us understand your background and experience. (Circle the one that most applies to your situation.)

1. Please indicate your primary affiliation to the University of Michigan (*you may select more than one*):

- Student: Undergraduate Graduate
- Faculty: Lecturer Researcher
- Physician/Nurse
- Staff (Please specify) _____
- Others (Please specify) _____

2. Please indicate your academic subject area:

- Health Sciences
- LS&A
- Engineering and Computer Science
- Art & Design
- Business/Law
- Other (Please specify) _____

3. On a scale from 1 to 5, how would you rate your experience using library delivery services such as 7-FAST and Interlibrary Loan?

1-----2-----3-----4-----5

No experience

Expert

4. How often did you use ILL (Interlibrary Loan) delivery service prior to this test?

- 2 or more times a week
- 2 or more times a month
- 2 or more times a year
- Less than 2 times a year
- Never used it

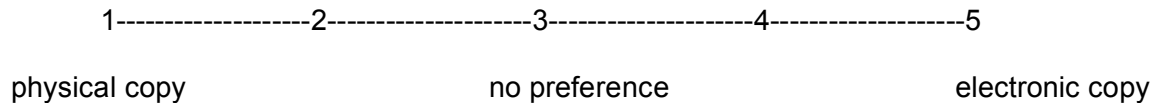
5. How often did you use 7-FAST delivery service prior to this test?

- 2 or more times a week
- 2 or more times a month
- 2 or more times a year
- Less than 2 times a year
- Never used it

6. How often did you use MITS delivery service prior to this test?

- 2 or more times a week
- 2 or more times a month
- 2 or more times a year
- Less than 2 times a year
- Never used it

7. When you get books or articles for research purposes, do you prefer physical format (book, microform) or electronic format (email, PDF)?



8. When you have library materials delivered to you, what is the most important factor?

- I don't have any materials delivered
- Time it takes you to make a delivery request
- Time it takes you to receive the material
- Distance you need to travel to pick up the requested material
- Financial cost to have the materials delivered
- Others (Please specify) _____

9. What operating system(s) are you the most comfortable using (*you may select more than one*)?

- Microsoft Windows
- Mac OS X
- Linux
- Other (please specify) _____

10. Where did you hear the information about this library study opportunity?

- Facebook Marketplace
- Facebook Flyer (banner ad at the side of the screen)
- Library website
- Other (please specify) _____

Thank you!

UM University Library Usability Working Group

Appendix D: Post-Task Questionnaire

Task 1

1. On a scale of 1-5, how effectively do you feel you accomplished this task, with 1 being not well and 5 being very well?

1	2	3	4	5
Not Well		Average		Very Well

2. On a scale of 1-5, how easy did you feel it was to obtain information within the Interlibrary Loan (ILL) website, with 1 being very difficult and 5 being very easy?

1	2	3	4	5
Very Difficult		Average		Very Easy

3. Using the rating chart below, please circle the number that closely matches how you feel about the Interlibrary Loan (ILL) website.

Complex.....	1.....	2.....	3.....	4.....	5.....	Simple
Difficult to use.....	1.....	2.....	3.....	4.....	5.....	Easy to use
Unfriendly.....	1.....	2.....	3.....	4.....	5.....	Friendly
Dislike.....	1.....	2.....	3.....	4.....	5.....	Like

4. What did the ILL website do well, if anything, to help you obtain the information?

5. What did the ILL website do poorly, if anything, that made it difficult to obtain the information?

Task 2

1. On a scale of 1-5, how effectively do you feel you accomplished this task, with 1 being not well and 5 being very well?

1	2	3	4	5
Not Well		Average		Very Well

2. On a scale of 1-5, how easy did you feel it was to obtain information within the 7-FAST website, with 1 being very difficult and 5 being very easy?

1	2	3	4	5
Very Difficult		Average		Very Easy

3. Using the rating chart below, please circle the number that closely matches how you feel about the 7-FAST website.

Complex.....	1.....	2.....	3.....	4.....	5.....	Simple
Difficult to use.....	1.....	2.....	3.....	4.....	5.....	Easy to use
Unfriendly.....	1.....	2.....	3.....	4.....	5.....	Friendly
Dislike.....	1.....	2.....	3.....	4.....	5.....	Like

4. What did the 7-FAST website do well, if anything, to help you obtain the information?

5. What did the 7-FAST website do poorly, if anything, that made it difficult to obtain the information?

Task 3

1. On a scale of 1-5, how effectively do you feel you accomplished this task, with 1 being not well and 5 being very well?

1	2	3	4	5
Not Well		Average		Very Well

2. On a scale of 1-5, how easy did you feel it was to obtain information within the MITS website, with 1 being very difficult and 5 being very easy?

1	2	3	4	5
Very Difficult		Average		Very Easy

3. Using the rating chart below, please circle the number that closely matches how you feel about the MITS website.

Complex.....	1.....	2.....	3.....	4.....	5.....	Simple
Difficult to use.....	1.....	2.....	3.....	4.....	5.....	Easy to use
Unfriendly.....	1.....	2.....	3.....	4.....	5.....	Friendly
Dislike.....	1.....	2.....	3.....	4.....	5.....	Like

4. What did the MITS website do well, if anything, to help you obtain the information?

5. What did the MITS website do poorly, if anything, that made it difficult to obtain the information?

Task 4

1. On a scale of 1-5, how effectively do you feel you accomplished this task, with 1 being not well and 5 being very well?

1	2	3	4	5
Not Well		Average		Very Well

2. On a scale of 1-5, how easy did you feel it was to place an ILL delivery request for getting the book, with 1 being very difficult and 5 being very easy?

1	2	3	4	5
Very Difficult		Average		Very Easy

3. On a scale of 1-5, how easy did you feel it was to place a 7-FAST delivery request for getting the book chapter, with 1 being very difficult and 5 being very easy?

1	2	3	4	5
Very Difficult		Average		Very Easy

4. Using the rating chart below, please circle the number that closely matches how you feel about the ILLiad website.

Complex.....	1.....	2.....	3.....	4.....	5.....	Simple
Difficult to use.....	1.....	2.....	3.....	4.....	5.....	Easy to use
Unfriendly.....	1.....	2.....	3.....	4.....	5.....	Friendly
Dislike.....	1.....	2.....	3.....	4.....	5.....	Like

5. What did the ILLiad website do well, if anything, to help you place the delivery requests?

6. What did the ILLiad website do poorly, if anything, that made it difficult to place the delivery requests?

Appendix E: Post-Test Questionnaire

Please answer the following questions to the best of your ability based on your experience with today's tasks. We appreciate your participation to help us understand your experience with using library services.

1. a) Which task was the most difficult to accomplish (circle below)?

- Task 1 – Obtaining information from ILL
- Task 2 – Obtaining information from 7-FAST
- Task 3 – Obtaining information from MITS
- Task 4 – Book Loan Request and Book Chapter Request

b) Why was this task difficult?

2. Are there any other questions or comments you would like to share?

Thank you!

UM University Library Usability Working Group

Appendix F: Quantitative Results from Test Questionnaires

Results of Task 1:

User	Q1: On a scale of 1-5, how effectively do you feel you accomplished this task-obtaining information from ILL, with 1 being not well and 5 being very well?	Q2: On a scale of 1-5, how easy did you feel it was to obtain information within the Interlibrary Loan (ILL) website, with 1 being very hard and 5 being very easy?	Q3: Using the rating chart below, please circle the number that closely matches how you feel about the Interlibrary Loan (ILL) website. Complex....1.....5....Easy Difficult to use ...1...5..Easy to use Unfriendly...1.....5..Friendly Dislike.....1.....5.....Like
1	5	5	5, 5, 5, 5
2	5	4	5, 5, 5, 4
3	3	3	5, 5, 5, 5
4	4	4	4, 4, 5, 5
5	3	3	4, 3, 4, 4
6	3	3	4, 4, 3, 2
7	3	2	3, 4, 4, 4
8	3	2	4, 4, 3, 2
Ave/Tot	3.625	3.25	4.25, 4.25, 4.25, 3.875

Results of Task 2:

User	Q1: On a scale of 1-5, how effectively do you feel you accomplished this task-obtaining information from 7-FAST, with 1 being not well and 5 being very well?	Q2: On a scale of 1-5, how easy did you feel it was to obtain information within the 7-FAST website, with 1 being very hard and 5 being very easy?	Q3: Using the rating chart below, please circle the number that closely matches how you feel about the 7-FAST website. Complex....1.....5....Easy Difficult to use ...1...5..Easy to use Unfriendly...1.....5..Friendly Dislike.....1.....5.....Like
1	5	5	5, 5, 5, 5
2	5	5	5, 5, 5, 5
3	5	5	5, 5, 5, 5
4	4	4	5, 5, 5, 5
5	3	4	4, 4, 4, 4
6	5	5	5, 5, 4, 4
7	3	3	3, 3, 3, 3
8	3	2	3, 4, 3, 3
Ave/Tot	4.125	4.125	4.375, 4.5, 4.25, 4.25

Results of Task 3:

User	Q1: On a scale of 1-5, how effectively do you feel you accomplish this task-obtaining information from MITS, with 1 being not well and 5 being very well?	Q2: On a scale of 1-5, how easy did you feel it was to obtain information within the MITS website, with 1 being very hard and 5 being very easy?	Q3: Using the rating chart below, please circle the number that closely matches how you feel about the MITS website. Complex....1.....5....Easy Difficult to use ...1...5..Easy to use Unfriendly...1.....5..Friendly Dislike.....1.....5.....Like
1	4	4	4, 5, 5, 5
2	2	2	4, 3, 4, 2
3	4	5	5, 5, 5, 5
4	4	2	3, 4, 3, 3
5	3	3	4, 3, 2, 3
6	4	4	4, 4, 4, 4
7	3	1	2, 2, 1, 2
8	3	2	3, 3, 2, 2
Ave/Tot	3.375	2.75	3.625, 3.625, 3.25, 3.25

Results of Task 4:

User	Q1: On a scale of 1-5, how effectively do you feel you accomplished the Book request and Book Chapter request, with 1 being not well and 5 being very well?	Q2: On a scale of 1-5, how easy did you feel it was to place an ILL delivery request for getting the book, with 1 being very hard and 5 being very easy?	Q2: On a scale of 1-5, how easy did you feel it was to place a 7-FAST delivery request for getting the book chapter, with 1 being very hard and 5 being very easy?	Q3: Using the rating chart below, please circle the number that closely matches how you feel about the ILLiad website. Complex....1.....5....Easy Difficult to use ...1...5..Easy to use Unfriendly...1.....5..Friendly Dislike.....1.....5.....Like
1	3	5	1	4, 4, 5, 5
2	3	5	3	5, 5, 5, 4
3	5	5	5	5, 5, 5, 5
4	4	4	4	5, 5, 5, 5
5	3	4	4	4, 4, 4, 4
6	5	5	5	5, 5, 4, 4
7	3	4	4	4, 4, 4, 4
8	5	4	4	4, 4, 4, 3
Ave/Tot	3.875	4.5	3.75	4.5, 4.5, 4.5, 4.25

Results for the Final Questionnaire:

User	Which task was the most difficult to accomplish?
1	Task 3
2	Task 3
3	Task 1
4	Task 3
5	Task 2
6	Task 1
7	Task 3
8	Task 2
Total	Task 3: 4/8 Task 2: 2/8 Task 1: 2/8