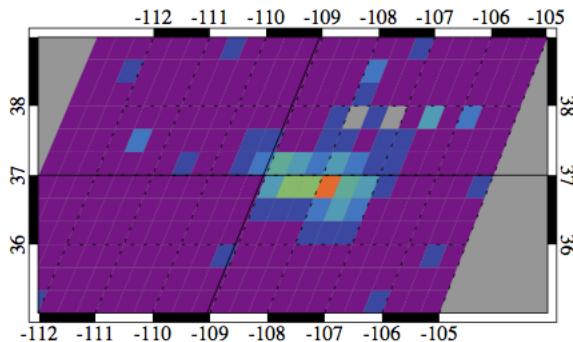
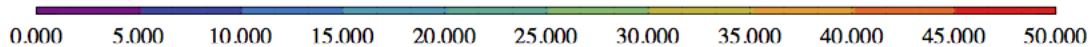
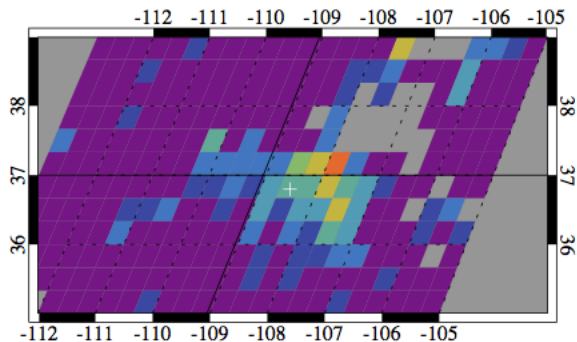


SCIAMACHY 2003-2005 xCH₄ enhancement (ppb)



SCIAMACHY 2007-2009 xCH₄ enhancement (ppb)



Supplementary Figure 4: Average methane anomaly from SCIAMACHY for 2003-2005 and 2007-2009 time frames at 1/3 degree resolution. SCIAMACHY retrieval noise increases post-2005 (explaining the larger variability in 2007-2009). Note the similar, persistent feature of enhanced methane over Four Corners, indicative of consistent emissions persistent through the 2000's.