

MS. ESTELÍ JIMÉNEZ-SOTO (Orcid ID : 0000-0002-1150-2140)

Article type : Paper

LRH: Jimenez-Soto, Morris, Letourneau, and Philpott

RRH: Vegetation connectivity increases ant-provided biocontrol

Vegetation Connectivity Increases Ant Activity and Potential for Ant-provided Biocontrol Services in a Tropical Agroforest

Estelí Jimenez-Soto^{*1}, Jonathan R. Morris^{*2}, Deborah K. Letourneau¹, Stacy M. Philpott¹

*These authors contributed equally to this work and share first authorship.

¹Environmental Studies Department, University of California, Santa Cruz
1156 High Street
Santa Cruz, CA 95064, USA

²School for Environment and Sustainability, University of Michigan
440 Church St.
Ann Arbor, MI 48109, USA

* E-mail: maesjime@ucsc.edu

Received 15 October 2017; revision accepted 19 October 2018.

ABSTRACT

This is the author manuscript accepted for publication and has undergone full peer review but has not been through the copyediting, typesetting, pagination and proofreading process, which may lead to differences between this version and the [Version of Record](#). Please cite this article as [doi: 10.1111/btp.12616](https://doi.org/10.1111/btp.12616)

This article is protected by copyright. All rights reserved

In natural and managed systems, connections between trees are important structural resources for arboreal ant communities with ecosystem-level effects. However, ongoing agricultural intensification in agroforestry systems, which reduces shade trees and connectivity between trees and crop plants, may hinder ant recruitment rates to resources and pest control services provided by ants. We examined whether increasing connectivity between coffee plants and shade trees in coffee plantations increases ant activity and enhances biological control of the coffee berry borer, the most devastating insect pest of coffee. Further, we examined whether artificial connections buffer against the loss of vegetation connectivity in coffee plants located at larger distances from the nesting tree. We used string to connect *Inga micheliana* shade trees containing *Azteca sericeasur* ant nests to coffee plants to compare ant activity before and after placement of the strings, and measured borer removal by ants on coffee plants with and without strings. Ant activity significantly increased after the addition of strings on connected plants, but not on control plants. Borer removal by ants was also three times higher on connected plants after string placement. Greater distance from the nesting tree negatively influenced ant activity on control coffee plants, but not on connected plants, suggesting that connections between coffee plants and nest trees could potentially compensate for the negative effects that larger distances pose on ant activity. Our study shows that favoring connectivity at the local scale, by artificially adding connections, promotes ant activity and may increase pest removal in agroecosystems.

Key words: vegetation connectivity, coffee berry borer, biological control, *Azteca* ants, ant foraging, foraging behavior

RESUMEN

En sistemas naturales y agroecosistemas, las conexiones en la vegetación son recursos estructurales importantes para las comunidades de hormigas arbóreas, e influyen en procesos a nivel ecosistema. Sin embargo, la pérdida de la complejidad de la vegetación en los sistemas agroforestales, la cual reduce conectividad entre árboles de sombra y el cultivo, puede impactar negativamente las tasas de reclutamiento de hormigas y reducir el control biológico. Examinamos el efecto del aumento de la conectividad entre plantas de café y árboles de sombra en la actividad de las hormigas y el control biológico de la broca del café. Evaluamos si las conexiones artificiales amortiguan contra la pérdida de conectividad de la vegetación en plantas de café situadas a mayores distancias del árbol de anidación. Utilizamos cuerdas de yute para crear conexiones entre árboles de sombra con nidos de

Azteca sericeasur, y arbustos de café. Comparamos la actividad de hormigas y la remoción de broca antes y después de la colocación de las cuerdas, en arbustos de café con y sin cuerdas. La actividad de hormigas aumentó después de la colocación de cuerdas en las plantas conectadas, y la eliminación de broca fue tres veces mayor en las plantas conectadas. La distancia al árbol de anidación influyó negativamente en la actividad de las hormigas en las plantas control. Las conexiones entre las plantas de café y los árboles podrían anular los efectos negativos que las distancias más grandes suponen para la actividad de las hormigas. Nuestro estudio muestra que la conectividad de la vegetación a escala local, promueve la actividad de las hormigas y puede incrementar la remoción de plagas en agroecosistemas.

Palabras clave: conectividad de la vegetación, control biológico, hormigas arbóreas, comportamiento de forrajeo, broca del café, *Azteca* spp.

HABITAT COMPLEXITY IS CRITICAL FOR THE FUNCTIONING OF ECOLOGICAL COMMUNITIES IN both terrestrial and aquatic systems. Processes such as resource foraging, colonization, and species interactions often depend on the level of heterogeneity in the configuration of physical elements in a habitat (Lassau & Hochuli 2005). Vegetation connectivity and structure are important components of habitat complexity and can influence species interactions and community patterns at local scales. In aquatic systems, more complex habitats made up of macrophytes support communities that are more diverse and abundant, and allow for greater food capture than systems without vegetation (Crowder *et al.*, 1998, Warfe & Barmuta 2004). In terrestrial systems, vegetation structure— such as the biomass of foliage and the variety of plant architectures— generally influences species composition, and increases species richness and abundance of numerous taxa (Andersen 1986, Halaj *et al.* 1998, Langelotto & Denno 2004, Adams *et al.* 2017). Additionally, vegetation structure can influence mobility and foraging success of vertebrates and invertebrates (Wells *et al.* 2004, Yanoviak & Schnitzer 2013, Verdeny-Vilalta *et al.* 2015, Arroyo-Rodriguez *et al.* 2015).

In tropical ecosystems, ants are among the most abundant and biodiverse of taxonomic groups (Longino *et al.* 2002), and are considered important predators, herbivores, and seed dispersers (Floren *et al.* 2002, Davidson *et al.* 2003, Camargo *et al.* 2016). Ants are cursorial central-place foragers – organisms that forage from a central place to which they return with food to feed with the colony (Mayo & Benabib, 2009). Therefore, foraging and discovery of food resources is strongly constrained by the need to construct and follow trails

along vegetation (Farji-Brener *et al.* 2007, Gordon 2012). This is particularly relevant for ants using the arboreal stratum as their primary foraging space (Apple & Feener 2001, Hashimoto *et al.* 2006, Tanaka *et al.* 2010, Powell *et al.* 2011). For instance, the availability of vegetation connections (e.g. branches, leaves, vines, lianas, bark, and moss) can maximize ants' foraging efficiency, locomotion, and velocity (Fewell 1988, Torres-Contreras & Vásquez 2004, Clay *et al.* 2010), as well as contribute to changes in community composition and species richness (Lassau & Hochuli 2005, Yanoviak & Schnitzer 2013, Yanoviak *et al.* 2016, Adams *et al.* 2017). The availability of such resources can ultimately lead to differences in resource utilization by ant communities (Ozaki *et al.* 2000, Cogni *et al.* 2003).

In tropical agricultural systems, especially agroforests, ants play important ecological roles (Clausen 1940, Leston 1973, Offenberg 2015), and management practices can strongly influence ant behavior and their potential for providing biological pest control services (Armbrecht & Gallego 2007, Teodoro *et al.* 2010, Abdulla *et al.* 2016). Indeed, one of the oldest known records of the use of ants for pest control dates to 304 A.D in citrus plantations in China. In these systems artificial connections made of bamboo were used by farmers to facilitate foraging by the Weaver Ant (*Oecophila smaragdina*) to suppress damaging phytophagous insects. (Huang and Yang 1987). In that same study, Huang and Yan (1987) report anecdotal evidence that suggests equal yields in orchards that use chemicals vs. orchards that use ant bridges to control for pests. Similarly, Peng *et al.* (2004), report lower levels of fruit damage in cashew with the presence of weaver ants. However, as vegetation complexity declines in agroecosystems, tree density and diversity may also decrease (Moguel & Toledo, 1999; Bos *et al.* 2007), as well as the possibility to generate connections between the arboreal vegetation, which might impact arthropod populations (Bos *et al.* 2007). The lack of connectivity between trees in managed systems can have a significant impact on the mobility of worker ants and their ability to control resources. This impact may be particularly marked at greater distances from the nest, where ant dominance may be lower (Ennis 2010). This in turn may influence the ecosystem services provided by ants, particularly the suppression of pest outbreaks (Ozaki *et al.* 2000).

Shaded coffee plantations, which maintain high levels of shade and structural complexity (Moguel & Toledo, 1999) can sustain complex networks of organisms, which can result in biological pest control (Vandermeer *et al.* 2010). In coffee systems, ants are a functionally diverse and abundant group of ground and arboreal-nesting arthropods and are considered important biological control agents (Morris *et al.* 2018, Philpott & Armbrecht 2006). Ants are predators of the most devastating coffee pest, the coffee berry borer (CBB)

(*Hypothenemus hampei*), a beetle that drills cavities in coffee berries and severely damages the seed (Barrera 2002, Camilo *et al.* 2003). Several species of arboreal ants, with nests attached to or inside tree trunks, branches, or twigs, control adult and immature stages of this pest either through direct predation or deterrence (Morris & Perfecto, 2016, Larsen & Philpott, 2010, Gonthier *et al.* 2013). Ants of the genus *Azteca* are numerically dominant in shaded coffee plantations. These ants forage intensively on coffee plants (as a result of an ant-hemipteran mutualism), and deter CBB adults by removing them from the coffee plant, therefore lowering fruit damage (Jimenez-Soto *et al.* 2013). In shaded coffee plantations, *Azteca sericeasur* ants nest on shade trees (Vandermeer *et al.* 2010) and access adjacent coffee plants through the leaf litter or available pathways, such as fallen branches, vines, and other vegetation (*personal observation*), matching the description by Longino (2007) for this species in forest habitats. In more intensively managed coffee systems, with fewer and more distant nesting trees, connectivity may be sparse or absent and artificial connections might buffer against this loss. Vegetation structure and arboreal characteristics in coffee plantations are likely to be important factors influencing ant foraging behavior and nesting in arboreal ants (Urrutia-Escobar & Armbrrecht 2013, De la Mora *et al.* 2013). However, the influence of vegetation connectivity on the foraging of this dominant arboreal ant, and its effect on pest removal in coffee plantations has not yet been studied.

Previous work has documented the importance of arboreal connections for ants and biological control in agricultural systems. For example, various studies and farmers' manuals suggest that connecting nests to adjacent trees using bamboo strips enables weaver ants to colonize new trees, which increases ants' efficiency in removing pests, including the pentatomid insect *Tesserarotoma papillosa* (Huang and Yang 1987; Peng *et al.* 2004; Van Mele & Vayssières 2007; Van Mele & Cuc 2007). However, there is little evidence about the effect of increasing arboreal connectivity on biological control using experimental data. We report an experiment testing the influence of adding connections between shade trees and coffee plants and its effects on CBB removal on coffee plants. To our knowledge, this is the first study providing experimental data on the effect of adding connectivity on ant activity and pest removal in coffee agroecosystems. Specifically, we tested one hypothesis: connectivity affects CBB removal in this system by increasing recruitment rates of *A. sericeasur* ants to prey items; we predicted that 1) *A. sericeasur* ants use artificial connections between nesting trees and coffee plants; 2) plants with connectivity have higher ant activity than isolated plants; 3) plants with connections have greater removal rates of CBB

by *A. sericeasur* ants; and 4) *A. sericeasur* activity and CBB removal rates by *A. sericeasur* ants decrease with increased distance from *A. sericeasur* nests.

METHODS

STUDY SITE.— We conducted the study in a 300 ha shaded coffee plantation in the Soconusco region of Chiapas, Mexico. The coffee plantation is located at 1100 m a.s.l. in the Sierra Madre de Chiapas Mountains. The natural vegetation types are high and mid-elevation perennial forest and the climate is semitropical with rainfall typically occurring between May and October (4000-5000 mm annually). The coffee plantation can be characterized as a commercial polyculture, where coffee plants grow under the canopy of shade of trees, mostly in the genus *Inga* (Fabaceae: Mimosoideae) (Moguel & Toledo 1999), providing an average canopy cover of 75% (Pak *et al.*, 2015).

FIELD EXPERIMENT.— Within the farm, we haphazardly selected 20 non-overlapping sites located at least 10 m away from each other with one *Inga micheliana* tree containing an *A. sericeasur* carton nest on the tree trunk (referred to as the nesting tree). *A. sericeasur* is a polydomus, arboreal ant species (Longino 2007), which occurs in ~13% of trees at our study site (unpublished data), and forages on coffee plants (Vandermeer *et al.* 2010). Trees were selected only if ant nests were noticeably active. In each site, we quantified ant activity on the nest tree as the number of ants crossing a single point on the main trunk during one minute. This methodology has been used in previous studies to measure overall ant activity of a nest (Perfecto & Vandermeer 2006, Liere and Larsen 2010). We then selected the six coffee plants nearest to the nesting tree, making sure they were not directly touching each other or the tree by removing branches and vines (Fig. 1). We then randomly assigned three of the coffee plants at each site to a connection treatment and three as controls without connections, then measured ant activity on the plants by counting the number of ants passing a point on the central trunk for one minute. We connected treatment coffee plants (from the main trunk) to the nesting tree (as near as possible to the *A. sericeasur* nest) using jute string (0.95 cm of thickness) (Fig. 1). Strings remained in the field for three days to allow for ant acclimation to disturbance and for ants to establish new foraging pathways. After three days, we returned to the sites and re-measured ant activity on the nesting tree and coffee plants. Observations took place between 10 am and 1 pm, and were immediately stopped as soon as it started raining, as this drastically decreases ant activity.

To test how connectivity impacts potential biological control provided by ants, we added dead adult CBB onto connected and control coffee plants to directly assess ant removal rates. We collected CBB infested coffee berries from the field, dissected them, extracted female adult CBB individuals (only mature females bore into berries), and placed them in the freezer for up to 24 h, after which beetles were dead. Three days after placing strings and after reassessing ant activity, we placed 10 dead CBB adults on a small piece of white card on each coffee plant near the center of the trunk, left cards for 30 min, and then counted the number of CBB remaining. Cards were balanced on coffee branches and were bent slightly to keep the CBB from falling. Restricting movement of sentinel prey, either by gluing them to observation sites or freezing them is a common technique for assessing predator behavior (Armbrecht & Perfecto 2003, Jedlicka *et al.* 2012, De la Mora *et al.* 2015). We used frozen (dead) sentinel prey to increase the availability and similarity of beetles on cards and to reduce the potential for live prey to escape from the arena. To assess whether CBB removal was due to ant activity, we monitored cards across the plot over a period of 30 minutes (we walked around the experiment and observed ant behavior, such as encounter and handling of CBB) and recorded any arthropods present. Only ants were observed on the cards, indicating that these were responsible for removing the CBB. Although we acknowledge that the use of dead prey may alter ant behavior, it is already well established that *A. sericeasur* both antagonizes and predated live CBB in the field, and reduces CBB infestation on plants (Jimenez-Soto *et al.* 2013, Gonthier *et al.* 2013, Morris *et al.* 2015, Morris *et al.* 2018). We used dead prey in this experiment to more readily assess ant removal rates and infer that these changes translate to changes in the biocontrol efficiency of this ant on live prey.

Immediately following each experiment, we characterized the vegetation in each site because several different environmental factors are known to influence ant foraging in coffee systems (Nestel & Dickschen 1990). We measured the percentage of canopy cover (using a spherical densiometer), coffee plant height, and distance from each coffee plant to the central *Inga* nest-tree.

DATA ANALYSIS. —

Ant Activity on Nest Tree

To test for statistical differences in ant activity on nest trees before and after connecting trees to coffee plants, we fit our data to a generalized linear mixed model (GLMM). We included time (before and after string placement), canopy cover, and their

interaction as fixed effects (Table 1a). We also modeled nest tree identity as a random effect. To assess count data (our response variable) we originally fit our model to a Poisson distribution with a log link function. However, to correct for observed over-dispersion, we modified our model to a Poisson-lognormal distribution by adding a per-observation random effect term (Elston et al. 2001).

Ant Activity on Coffee Plants

To test for statistical differences in ant activity on coffee plants before and after establishing connections we used a GLMM. We included time (before and after string placement), treatment (connected vs. control plants), coffee plant distance to nest tree, the interaction between time and treatment, and the interaction between time and distance as fixed effects (Table 1b). We also included coffee plant height and ant activity on nest tree as covariates. Random effects were modeled with plant identity nested within site (nest tree identity) to account for the block design of the experiment (spatial non-independence) and to control for variation between our sites. To model count data and to correct for overdispersion, we used a Poisson-lognormal model with a log link function by including a per-observation random effect as described above (Elston et al. 2001).

Coffee Berry Borer Removal

We modeled CBB removal by ants using a GLMM. We included treatment (connected vs. control plants), coffee plant distance to nest tree, ant activity on coffee plants after string placement, the interaction between treatment and distance, and the interaction between treatment and ant activity on plants as fixed effects (Table 1c). We also included ant activity on nest tree and coffee plant height as covariates. Random effects were modeled with plant identity nested within site (nest tree identity) to account for the block design of the experiment (spatial non-independence) and to control for variation between our sites. To model count data in our response variable we used a Poisson distribution with a log link function.

Model Selection and Inference

We constrained model selection to include biologically pertinent terms for inference and to aid in model interpretation. A full model of these terms was tested, along with subsequent models of different covariate combinations and a null intercept-only model of random effects (Table 1). The best fit model was determined via backwards model selection

compared to the full model, where the model that resulted in the lowest AIC was selected, if $\Delta\text{AIC} > +2$ when the best fitted model was not the full model.

Overall significance in models was assessed using Wald type II Chi-squared tests. Statistical differences among treatments were compared by Wald Z tests (Table 2 & 3). In all cases, fixed effect parameters and the variance of random effects was estimated by maximum likelihood with Laplace approximation using the 'glmer' function in the 'lme4' package in R (R Development Core Team 2014, Bates *et al.* 2014). To aid in data interpretation, we removed one coffee plant replicate from our analysis where measured ant activity was more than double that of any other plant measured and may have resulted from an unusually high buildup of scale insects which are tended by *A. sericeasur* on coffee. Additionally, one nest tree replicate was not included in the tree activity analysis because the data were not collected at that site. Finally, coffee plant height and distance to nest tree were centered and scaled to aid model interpretation. All analyses were performed in R (R Development Core Team 2014).

RESULTS

We observed *A. sericeasur* ants using artificial connections at all sites (Fig. 2a) and on 75% of all strings placed in the field. Other ant species such as *Cephalotes basal* and *Pseudomyrmex simplex* co-occurred with *A. sericeasur* ants on the strings (Fig. 2b), but not on the cards.

Ant Activity on Nest Trees

Although there was an 18.6% increase in ant activity on nest trees after experimental set up (Fig. 3a), including time (before and after string placement) in our model did not improve its explanatory power. Canopy cover also varied from 53% to 94% among sites, however, including it as a factor did not improve model fit. The GLMM that best explained ant activity on trees was our null intercept-only model (Table 1a). Thus, we did not further assess statistical significance for our model of ant activity on nest trees.

Ant Activity on Coffee Plants

The model that best predicted ant activity on coffee plants included time (before and after string placement), treatment (connected vs. control plants), coffee plant distance to nest tree, the interaction between treatment and distance, and the interaction between treatment

and ant activity on plants as fixed effects (Table 1b). This model also included coffee plant height and ant activity on nest tree as covariates.

Overall, ant activity increased in coffee plants after the placement of strings ($\chi^2=14.94$, $p<0.001$, Fig. 3b). However, this effect was only significant in connected coffee plants ($z=4.83$, $p<0.001$, Table 2), which increased in activity by 163.4% after string placement, as opposed to only a 56.4% increase in control coffee plants ($z=0.48$, $p=0.635$, Table 2). The significant interaction between time (before and after string placement) and treatment (connected vs. control) in our model ($\chi^2=8.58$, $p=0.003$), indicates that there was a significantly greater increase in ant activity on connected plants than on control plants after string placement (Fig. 3b).

Distance between coffee plants and nest trees varied from 0.65 to 3.5 m. Overall, ant activity significantly decreased as the distance of coffee plants from nest trees increased ($\chi^2=5.54$, $p=0.019$). However, after string placement (Fig. 4) this effect was only significant in control plants ($z=-3.11$, $p=0.002$, Table 2), whereas connected plants had lower decreases in ant activity with distance ($z=-0.44$, $p=0.659$, Table 2), as indicated by the significant interaction term between treatment and distance in our model ($\chi^2=4.23$, $p=0.040$). Additionally, coffee plant height varied from 0.2 to 3.0 m and explained some of the variation in plant ant activity ($\chi^2=4.59$, $p=0.032$); however, ant activity on the nest tree was not a significant covariate in our model ($\chi^2=3.39$, $p=0.066$).

Coffee Berry Borer Removal

The GLMM that best explained CBB removal was our full model, which included treatment (connected vs. control), coffee plant distance to tree, ant activity on coffee plants after string placement, the interaction between treatment and ant activity on plants, and the interaction between treatment and coffee plant distance as fixed effects (Table 1c). This model also included coffee plant height and ant activity on the nest tree as covariates.

CBB removal was nearly three times higher on connected coffee plants than on control coffee plants ($\chi^2=9.82$, $p=0.002$, Fig. 5). Overall, the effect of coffee plant ant activity on CBB removal was significant ($\chi^2=7.91$, $p=0.005$, Fig. S1); however, this effect was significant on control plants ($z=2.35$, $p=0.019$, Table 3), but only marginally significant on connected plants in our model ($z=1.80$, $p=0.071$, Table 3). Despite this, the interaction between treatment (control vs. connected) and ant activity on coffee plants was not significant ($\chi^2=0.15$, $p=0.699$), indicating that ant activity on coffee plants and treatment

independently drive CBB removal. CBB removal rate was not significantly affected by distance to the nesting tree ($\chi^2=0.37$, $p=0.545$). Additionally, neither coffee plant height nor ant activity on nest tree were significant covariates in our model (Table 3). Although we chose the full model based on the lowest AIC value as explained in our methods, it should be noted that the second best model (with a Δ AIC of -0.72) does not include coffee height, which suggests that it may not be a very important variable for determining the removal rate of CBB.

DISCUSSION

Our experiment demonstrates that the addition of string to connect shade trees and coffee plants in coffee agroecosystems facilitates movement for *A. sericeasur* and potentially increases ant recruitment rates. Studies in natural systems have reported increases in ant activity with arboreal connections across the arboreal stratum (Yanoviak 2015), possibly driven by the easy access these pathways provide to resources (Clay *et al.* 2010). Other ants, such as *Pogonomyrmex* spp. prefer linear arboreal substrates and switch to cleared routes as a mechanism to reduce the energetic costs of ant foraging (Fewell 1998), and in some cases to decrease the risk of encountering predators (Catling *et al.* 1997, Yanoviak *et al.* 2011).

The observed increase in ant activity on connected coffee plants after the placement of strings suggests that structural connectivity can increase ant recruitment rates to foraging areas in coffee and may enhance the efficiency of movement for *A. sericeasur*. This may lead to increased foraging efficiency for ants and enhanced resource capture rates on coffee. However, this could also reflect other benefits associated with using linear arboreal substrates, such as avoiding predators, a behavior that is known to occur in *A. sericeasur* (Philpott *et al.* 2009). Using more efficient foraging pathways and thereby avoiding the leaf litter as a primary foraging substrate may potentially protect *A. sericeasur* workers from the attack of the phorid fly parasitoid *Pseudacteon* spp. (Philpott *et al.* 2009).

While ant activity only significantly increased after string placement on connected coffee plants, we also observed lesser increases in ant activity on control coffee plants and nest trees (Fig. 3). This unexpected result could mean that strings, a novel element in the environment, acted as a form of habitat modification or disturbance, which increased overall ant activity in the local area. However, if our manipulation were the cause, we would have expected the ants to attack the jute strings (e.g., Risch *et al.* 1977), a behavior that we did not observe during the experiment. Experiments in tropical forests have shown that the long-term removal of lianas can influence ant richness on trees (Yanoviak & Schnitzer 2013), and

therefore may possibly also affect overall ant abundance and activity when promoted. It is also possible that other factors could potentially explain this result in control plants, such as changes in local abiotic factors that we did not measure systematically in our experiment. Future research which expands on the temporal scope of this study may be useful in assessing the long-term effects of artificial connectivity in this system.

Ant activity post string placement was negatively affected by distance to the nesting tree (Fig. 4). This result is consistent with previous studies suggesting that within 5 meters *A. sericeasur* dominance in the leaf litter decreases with distance to the nesting tree (Philpott *et al.* 2004; Ennis 2010). However, in our study, the effect of distance after string placement was significant only on control plants, but not on connected plants. This suggests that connections could buffer the negative effects that larger distances from the nesting tree pose to ant activity and potentially increase ant-provided biological control services in these plants.

Connected coffee plants also had significantly higher CBB removal than control plants (Fig. 5). Overall, greater ant activity on coffee plants was associated with higher CBB removal rates (Fig. S1), suggesting that ant activity directly influenced CBB removal rates. However, while this effect was significant on control coffee plants it was only marginally significant on connected plants. While we believe that these results support the hypothesis that connectivity enhances ant foraging and biocontrol services on coffee, the use of dead CBB in this experiment as a proxy to measure biocontrol may explain the only marginally significant effect of ant activity on CBB removal in connected plants. It is possible that dead prey exhibit more variable recruitment responses from ants than live prey. Despite this, it is likely that strings facilitated ant movement to coffee plants by providing a smooth, linear substrate and indirectly increased CBB removal (Clay *et al.* 2010). In other systems, the leaf-cutting ant *Atta cephalotes* uses fallen branches to rapidly move between areas and thereby quickly discover new food resources (Farji-Brener *et al.* 2007). Similarly, these resources allow scouts to return quickly to the colony, minimizing the time taken for information transfer and recruitment of other foraging workers (Farji-Brener *et al.* 2007). The role of trunk trails and fallen branches has received extensive attention in the leaf-cutting ant system, however, fewer studies have looked at the influence of connectivity resources on foraging behavior of predatory arboreal ants.

Surprisingly, CBB removal did not follow the same trend as ant activity with distance to the nesting tree. While control plants tended to have lower CBB removal rates than connected plants as distance to the tree increased, we did not find a significant effect of

distance on CBB removal in either control or connected plant groups. Collectively, these results suggest that connections in the arboreal stratum have the potential to increase ant activity and therefore enhance plant protection from CBB attack, particularly in connected plants. Further studies should assess the effect of distance on CBB removal using plants located at distances larger than 3.5 m from the tree.

It is important to note that enhanced ant activity on coffee plants could lead to increases in the density of ant-tended hemipterans, such as the green coffee scale, which if severe enough could reduce the productivity of coffee plants. However, the green coffee scale is not a major pest in the region of study, in contrast to the economically significant coffee berry borer (Morris et al. 2018). Furthermore, a recent study evaluating the benefits associated with the indirect *Azteca-Coffea* mutualism, found that the protective benefit ants provide to coffee plants is positively associated with high densities of the scale (Rivera-Salinas et al. 2018). This suggests that the enhanced CBB control by ants outweighs the costs associated with scale damage. However, these interactions may be context-dependent, and still need to be fully evaluated in the field to provide a holistic understanding of the impact of connectivity on scale density and coffee yield.

Other ant species could also benefit from the addition of connections between coffee plants and shade trees, such as *Cephalotes basalis* and *Pseudomyrmex simplex*, which were observed using these connections during our study. The ant *P. simplex* has been previously reported as an important CBB biocontrol agent, acting in conjunction with other species of ants to effectively suppress CBB at various life stages (Philpott et al. 2008, Morris et al. 2018). Therefore, this technique could support *Azteca* ants as well as other ant species that play an important role in suppressing CBB populations.

Our results support the general hypothesis that connectivity, one measure of habitat complexity, can sustain important ecological processes in natural and managed ecosystems. In aquatic systems, more complex habitats with macrophytes allow for greater food capture and maintain higher levels of diversity (Crowder *et al.* 1998, Warfe & Barmuta 2004). In terrestrial systems, higher complexity can influence trophic dynamics (Polis & Strong 1996, Sanders *et al.* 2008). In coffee agroecosystems, ants are highly sensitive to habitat change and management intensification, generally expressed as the reduction of shade, elimination of epiphytes, and use of chemical inputs (Roth & Perfecto 1994, Armbrrecht *et al.* 2005, Floren & Linsenmair 2005, Philpott *et al.* 2008). Such intensification can have a negative effect not only on vegetation connectivity and ant foraging, but may also cascade to affect ecosystem services, such as biological control. Our study supports the idea that promoting complexity at

a local scale, in this case providing structural resources for ants in agroecosystems, can significantly enhance connectivity within the arboreal strata, and potentially improve biological control of coffee pests. This idea has already been successfully implemented in other agricultural systems, placing “ant bridges” made of bamboo strips or strings connecting neighboring trees in (DeBach 1964, Van Mele *et al.* 2009), and could be incorporated as a management strategy in coffee systems.

Future research should evaluate the practical feasibility of adding connections between vegetation strata to enhance biocontrol. For example, studies in timber plantations have estimated that the presence of ants increases timber production by 40%, and that ants can be maintained at lower costs by providing intra-colony host tree connections using rope, poles or lianas (Offenberg 2015). It is important that future studies in coffee also consider the costs of other CBB control methods, such as the application of the pesticide endosulfan, which can lead to the development of resistance, can negatively impact natural enemies, and can have harmful impacts on human health (Damon 2000, Jaramillo *et al.* 2006). Further investigation into promoting ant biocontrol with artificial connections in coffee should: 1) assess economic tradeoffs, management applicability, and farmers’ perceptions of this method in large and small coffee plantations, 2) compare the cost between string placement and other management approaches (e.g. pesticides, entomopathogens), and 3) assess coffee yields on connected and not connected plants to provide management recommendations.

More broadly, incorporating conservation biocontrol strategies in combination with vegetation connectivity is consistent with criteria identified as key for the sustainability of biological control, such as increasing local habitat quality and enhancing species’ dispersal ability (Perfecto *et al.* 1996, Tschardt *et al.* 2007). Generally, the maintenance of shade trees and natural vegetation in agroforestry systems may increase vegetation complexity and natural connectivity between plants to promote ant foraging and subsequent biological pest control.

ACKNOWLEDGEMENTS

We would like to thank the administrative and field personnel at Finca Irlanda for allowing us to carry out our research in their coffee plantation. We are grateful to H. U. Vazquez Perez for providing field assistance during the experiment and to O. G. Lopez Bautista for providing logistical support during our study. We are especially thankful to Pranav Yajnik at U-M and Dr. Kai Zhu and Graeme Baird at UCSC for their insightful comments on our statistical analyses. We also thank Z. Hajian-Forooshani and D. Gonthier for providing figure

graphics. This project was financed by the UC-MEXUS Dissertation Grant, a UCSC Heller Agroecology Graduate Student Research Grant, and CONACyT.

DATA AVAILABILITY

Data available from the Dryad Digital Repository: <https://doi.org/10.5061/dryad.rk26g0n> (Jimenez-Soto *et al.* 2018).

SUPPORTING INFORMATION

Additional supporting information may be found online in the Supporting Information section at the end of the article.

LITERATURE CITED

- ARMBRECHT, I., AND I. PERFECTO. 2003. Litter-twig dwelling ant species richness and predation potential within a forest fragment and neighboring coffee plantations of contrasting habitat quality in Mexico. *Agriculture, Ecosystems & Environment* **97**: 107-115.
- ABDULLA, N. R., G. M. RWEGASIRA, K. M. V. JENSEN, M. W. MWATAWALA, AND J. OFFENBERG. 2016. Control of mango seed weevils (*Sternochetus mangiferae*) using the African Weaver Ant (*Oecophylla longinoda* Latreille) (Hymenoptera: Formicidae). *Journal of Applied Entomology* **140**: 500-506.
- ADAMS, B. J., S. A. SCHNITZER, AND S. P. YANOVIK. 2017. Trees as islands: canopy ant species richness increases with the size of liana-free trees in a Neotropical forest. *Ecography* **40**: 1067-1075.
- ANDERSEN, A. N. 1986. Diversity, seasonality and community organization of ants at adjacent heath and woodland sites in southeastern Australia. *Australian Journal of Zoology* **34**: 53-64.
- ANDERSEN, A. N., AND J. D. MAJER. 2004. Ants show the way down under: invertebrates as bioindicators in land management. *Front. Ecol. Environ.* **2**: 291-298.
- APPLE, J., AND D. FEENER JR. 2001. Ant visitation of extrafloral nectaries of Passiflora: the effects of nectary attributes and ant behavior on patterns in facultative ant-plant mutualisms. *Oecologia* **127**: 409-416.

- ARMBRECHT, I., AND M. C. GALLEGO. 2007. Testing ant predation on the coffee berry borer in shaded and sun coffee plantations in Colombia. *Entomol. Exp. Appl.* **124**: 261-267.
- ARMBRECHT, I., L. RIVERA, AND I. PERFECTO. 2005. Reduced diversity and complexity in the leaf-litter ant assemblage of colombian coffee plantations. *Conserv. Biol.* **19**: 897-907.
- ARROYO-RODRÍGUEZ, V., ASENSIO, N., DUNN, J. C., CRISTÓBAL-AZKARATE, J. AND GONZALEZ-ZAMORA, A. 2015. Use of lianas by primates: more than a food source. *Ecology of lianas*. John Wiley & Sons, 407-426.
- BARRERA, J. F. 2002. La broca del café: una plaga que llegó para quedarse. pp. 17-20. In BARRERA, J. F., *Tres plagas del café en Chiapas*. El Colegio de la Frontera Sur, Mexico.
- BATES D, MAECHLER M, BOLKER B AND WALKER S. 2014. *lme4: Linear mixed-effects models using Eigen and S4*. R package version 1.1-7, <URL: <http://CRAN.R-project.org/package=lme4>>.
- BOS, M. M., HÖHN, P., SALEH, S., BÜCHE, B., BUCHORI, D., STEFFAN-DEWENTER, I. & TSCHARNTKE, T. 2007. Insect diversity responses to forest conversion and agroforestry management. In *Stability of Tropical Rainforest Margins*. Springer. 277-294.
- CAMARGO, P. H., M. M. MARTINS, R. M. FEITOSA, AND A. V. CHRISTIANINI. 2016. Bird and ant synergy increases the seed dispersal effectiveness of an ornithochoric shrub. *Oecologia* **181**: 507-518.
- CAMILO, J. E., F. F. OLIVARES, AND H. A. JIMENEZ. 2003. Fenología y reproducción de la broca del café (*Hypothenemus hampei* Ferrari) durante el desarrollo del fruto. *Agronomía Mesoamericana* **14**: 1559-63.
- CARROLL, C. R., AND S. RISCH. 1990. An evaluation of ants as possible candidates for biological control in tropical annual agroecosystems. Pages 30-46. *Agroecology*. Springer.
- CATLING, P. M. 1997. Influence of aerial *Azteca* nests on the epiphyte community of some Belizean orange orchards. *Biotropica* **29**: 237-242.
- CLAUSEN, C. P. 1940. *Entomophagous insects*, McGraw Hill Book: London.
- CLAY, N. A., M. BAUER, M. SOLIS, AND S. P. YANOVIK. 2010. Arboreal substrates influence foraging in tropical ants. *Ecological Entomology* **35**: 417-423.
- CLOUGH, Y., PHILPOTT, S. & TSCHARNTKE, T. 2017. Ant Communities in tropical cacao and coffee agroforestry systems. *Ant-plant interactions: impacts of humans on terrestrial ecosystems*, 333.
- COGNI, R., FREITAS, A. V. AND OLIVEIRA, P. S. 2003. Interhabitat differences in ant activity on plant foliage: ants at extrafloral nectaries of *Hibiscus pernambucensis* in sandy and

- mangrove forests. *Entomol. Exp. Appl.*, **107**: 125-131.
- CROWDER LB, MCCOLLUM EW, MARTIN TH. 1998. Changing perspectives on food web interactions in lake littoral zones. In: JEPPESEN E, SONDERGAARD M, SONDERGAARD M, CHRISTOFFERSEN K, eds. The structuring roles of submerged macrophytes in lakes. Springer, Berlin Heidelberg New York, pp 240–249
- DAMON, A. 2001. A review of the biology and control of the coffee berry borer, *Hypothenemus hampei* (Coleoptera: Scolytidae). *Bull. Entomo. Res.* **90(6)**: 453-65
- DAVIDSON, D.W., COOK, S.C., SNELLING, R.R. AND CHUA, T.H., 2003. Explaining the abundance of ants in lowland tropical rainforest canopies. *Science*, 300(5621), pp.969-972.
- DEBACH P. 1964. Biological control of insect pests and weeds. Chapman and Hall, London
- DE LA MORA, A., C. MURNEN, AND S. PHILPOTT. 2013. Local and landscape drivers of biodiversity of four groups of ants in coffee landscapes. *Biodivers. Conserv.* **22**: 871-888.
- ELSTON, D. A., MOSS, R., BOULINIER, T., ARROWSMITH, C. & LAMBIN, X. 2001. Analysis of aggregation, a worked example: numbers of ticks on red grouse chicks. *Parasitology*, **122**: 563-569.
- ENNIS, K. K. 2010. Ground-foraging ant diversity and the role of an aggressive ant (*Azteca instabilis*) in coffee agroecosystems. Master's Thesis. University of Michigan.
- FAHRIG, L. 2003. Effects of Habitat Fragmentation on Biodiversity. *Annu Rev Ecol Evol Syst*, **34**: 487-515.
- FARJI-BRENER, A. G., G. BARRANTES, O. LAVERDE, C. FIERRO, XF, K. N, BASCOP, WE, F., XF, AND A. PEZ. 2007. Fallen branches as part of leaf-cutting ant trails: their role in resource discovery and leaf transport rates in *Atta cephalotes*. *Biotropica* **39**: 211-215.
- FINKE, D. L. AND DENNO, R. F. 2006. Spatial refuge from intraguild predation: implications for prey suppression and trophic cascades. *Oecologia*, **149**: 265-275.
- FLOREN, A., A. BIUN, AND E. K. LINSENMAIR. 2002. Arboreal ants as key predators in tropical lowland rainforest trees. *Oecologia* **131**: 137-144.
- FLOREN, A., AND K. E. LINSENMAIR. 2005. The importance of primary tropical rain forest for species diversity: an investigation using arboreal ants as an example. *Ecosystems* **8**: 559-567.
- FEWELL, J. H. 1988. Energetic and time costs of foraging in harvester ants, *Pogonomyrmex occidentalis*. *Behav. Ecol. Sociobiol.*, **22**, 401-408.
- GONTHIER, D. J., K. K. ENNIS, S. M. PHILPOTT, J. VANDERMEER, AND I. PERFECTO. 2013.

- Ants defend coffee from berry borer colonization. *BioControl* **58**: 815-820.
- GONTHIER, D. J. 2014. Causes and consequences of diversity, complexity, and autonomous ecosystem services in coffee agriculture. PhD. Dissertation. University of Michigan.
- GORDON, D. M. 2012. The dynamics of foraging trails in the tropical arboreal ant *Cephalotes goniodontus*. *Plos One* **7**: e50472.
- <http://CRAN.R-project.org/package=lme4>>. R Core Team. 2014. R: A language and environment for statistical computing. R Foundation for Statistical Computing, Vienna, Austria. URL <http://www.R-project.org/>
- HALAJ, J., D. W. ROSS, AND A. R. MOLDENKE. 1998. Habitat structure and prey availability as predictors of the abundance and community organization of spiders in western Oregon forest canopies. *J. Arachnol.* 203-220.
- HASHIMOTO, Y., Y. MORIMOTO, E. S. WIDODO, AND M. MOHAMED. 2006. Vertical distribution pattern of ants in a Bornean tropical rainforest (Hymenoptera: Formicidae). *Sociobiology* **47**: 697-710.
- HUANG, H., AND P. YANG. 1987. The ancient cultured citrus ant. *BioScience* **37**:665-671.
- JEDLICKA, J. A., GREENBERG, R. AND LETOURNEAU, D. K. 2011. Avian conservation practices strengthen ecosystem services in California vineyards. *PLoS One*, **6**: e27347.
- JARAMILLO, J., C. BORGEMEISTER, AND P. BAKER. 2006. Coffee berry borer *Hypothenemus hampei* (Coleoptera: Curculionidae): searching for sustainable control strategies. *Bulletin of Entomological Research* **96**: 223–233.
- JIMÉNEZ-SOTO, E., J. A. CRUZ-RODRÍGUEZ, J. VANDERMEER, AND I. PERFECTO. 2013. *Hypothenemus hampei* (Coleoptera: Curculionidae) and its interactions with *Azteca instabilis* and *Pheidole synanthropica* (Hymenoptera: Formicidae) in a shade coffee agroecosystem. *Environ. Entomol.* **42**: 915-924.
- JIMENEZ-SOTO, E., J. R. MORRIS, D. K. LETOURNEAU, S. M. PHILPOTT. 2018. Data from: Vegetation Connectivity Increases Ant Activity and Potential for Ant-provided Biocontrol Services in a Tropical Agroforest. Dryad Digital Repository. doi:10.5061/dryad.rk26g0n
- KRUESS, A. 2003. Effects of landscape structure and habitat type on a plant-herbivore-parasitoid community. *Ecography* **26**: 283-290.
- LANDIS, D. A., F. D. MENALLED, A. C. COSTAMAGNA, AND T. K. WILKINSON. 2005. Manipulating plant resources to enhance beneficial arthropods in agricultural landscapes. *Weed Science* **53**: 902-908.
- LANDIS, D. A., S. D. WRATTEN, AND G. M. GURR. 2000. Habitat management to conserve

- natural enemies of arthropod pests in agriculture. *Annu. Rev. Entomol.* **45**: 175-201.
- LANGELLOTTO, G. A., AND R. F. DENNO. 2004. Responses of invertebrate natural enemies to complex-structured habitats: a meta-analytical synthesis. *Oecologia* **139**: 1-10.
- LARSEN, A. AND S. M. PHILPOTT. 2010. twig-nesting ants: the hidden predators of the coffee berry borer in Chiapas, Mexico. *Biotropica* **42**: 342-347.
- LASSAU, S. A., D. F. HOCHULI, G. CASSIS, AND C. A. REID. 2005. Effects of habitat complexity on forest beetle diversity: do functional groups respond consistently? *Diversity and distributions* **11**: 73-82.
- LESTON, D. 1973. The ant mosaic-tropical tree crops and the limiting of pests and diseases. *PANS Pest Articles & News Summaries* **19**: 311-341.
- LONGINO, J. T. 2007. A taxonomic review of the genus *Azteca* (hymenoptera: formicidae) in Costa Rica and a global revision of the Aurita group, Magnolia press Longwood, FL.
- LONGINO, J. T., J. CODDINGTON, AND R. K. COLWELL. 2002. The ant fauna of a tropical rain forest: estimating species richness three different ways. *Ecology* **83**: 689-702.
- MAYO, A. AND M. BENABIB. 2009. testing central place foraging theory in the ant genus *Pogonomyrmex*: a review of the literature from 1977 through 2008. Available from: <https://figshare.com/articles/>
- MOGUEL, P. AND V. M. TOLEDO. 1999. Biodiversity conservation in traditional coffee systems of Mexico. *Conserv. Biol.* **13**: 11-21.
- MORRIS, J. R., J. VANDERMEER, AND I. PERFECTO. 2015. A keystone ant species provides robust biological control of the coffee berry borer under varying pest densities. *Plos One* **10**: e0142850.
- MORRIS, J. R., JIMENEZ-SOTO, M. E., PHILPOTT, S. M., AND PERFECTO, I. 2018. Ant-mediated biological control of the coffee berry borer (*Hypothenemus hampei* Ferrari): diversity, ecological complexity, and conservation biocontrol. *Myrmecological News*.
- MORRIS, J. R. AND PERFECTO, I. 2016. Testing the potential for ant predation of immature coffee berry borer (*Hypothenemus hampei*) life stages. *Agric Ecosyst Environ.* **233**: 224-228.
- NESTEL, D., AND F. DICKSCHEN. 1990. The foraging kinetics of ground ant communities in different Mexican coffee agroecosystems. *Oecologia* **84**: 58-63.
- OFFENBERG, J. 2015. Ants as tools in sustainable agriculture. *J. Appl. Ecol.* **52**:1197-1205.
- ØDEGAARD, F. 2000. How many species of arthropods? Erwin's estimate revised. *Biol J Linnean Soc.* **71**: 583-597.
- OZAKI, K., TAKASHIMA, S. AND SUKO, O. 2000. Ant predation suppresses populations of the

- scale insect *Aulacaspis marina* in natural mangrove forests. *Biotropica*, **32**: 764-768.
- PARDEE, G. L. AND PHILPOTT, S. M. 2011. Cascading indirect effects in a coffee agroecosystem: effects of parasitic phorid flies on ants and the coffee berry borer in a high-shade and low-shade habitat. *Environ. Entomol.*, **40**: 581-588.
- PARKER G. G. 1995. Structure and microclimate of forest canopies. In: Lowman MD, Nadkarni NM, eds. *Forest Canopies*. San Diego: Academic Press, 73–98.
- PAK, D., IVERSON, A. L., ENNIS, K. K., GONTHIER, D. J. AND VANDERMEER, J. H. 2015. Parasitoid wasps benefit from shade tree size and landscape complexity in Mexican coffee agroecosystems. *Agric Ecosyst Environ*, **206**: 21-32.
- PENG, R. AND CHRISTIAN, K. 2014. Weaver ant role in cashew orchards in Vietnam. *J. Econ. Entomol.*, **107**: 1330-1338.
- PERFECTO, I., R. A. RICE, R. GREENBERG, AND M. E. VAN DER VOORT. 1996. Shade coffee: a disappearing refuge for biodiversity. *BioScience*, 598-608.
- PERFECTO, I. AND VANDERMEER, J. 2006. The effect of an ant-hemipteran mutualism on the coffee berry borer (*Hypothenemus hampei*) in southern Mexico. *Agric Ecosyst Environ*, **117**: 218-221.
- PHILPOTT, S. M., PERFECTO, I., VANDERMEER, J. AND UNO, S. 2009. Spatial scale and density dependence in a host parasitoid system: an arboreal ant, *Azteca instabilis*, and its *Pseudacteon* phorid parasitoid. *Environ. Entomol.* **38**, 790-796.
- PHILPOTT, S. M., MALDONADO, J., VANDERMEER, J. & PERFECTO, I. 2004. Taking trophic cascades up a level: behaviorally-modified effects of phorid flies on ants and ant prey in coffee agroecosystems. *Oikos*, **105**: 141-147.
- PHILPOTT, S. M. AND ARMBRECHT, I. 2006. Biodiversity in tropical agroforests and the ecological role of ants and ant diversity in predatory function. *Ecol. Entomol.*, **31**: 369-377.
- PHILPOTT, S. M., ARENDT, W. J., ARMBRECHT, I., BICHER, P., DIESTCH, T. V., GORDON, C., GREENBERG, R., PERFECTO, I., REYNOSO-SANTOS, R., SOTO-PINTO, L., TEJEDA-CRUZ, C., WILLIAMS-LINERA, G., VALENZUELA, J. AND ZOLOTOFF, J. M. 2008. Biodiversity Loss in Latin American Coffee Landscapes: Review of the Evidence on Ants, Birds, and Trees. *Conserv. Biol.*, **22**: 1093-1105.
- PHILPOTT, S. M., G. L. PARDEE, AND D. J. GONTHIER. 2012. Cryptic biodiversity effects: importance of functional redundancy revealed through addition of food web complexity. *Ecology* **93**: 992-1001.
- POLIS, G. A. AND STRONG, D. R. 1996. Food web complexity and community dynamics. *Am.*

Nat., **147**: 813-846.

- RISCH, S., M. MCCLURE, J. VANDERMEER, AND S. WALTZ. 1977. Mutualism between three species of tropical Piper (Piperaceae) and their ant inhabitants. *Am. Midl. Nat.* 433-444.
- RIVERA-SALINAS, I. S., Z. HAJIAN-FOROOSHANI, E. JIMÉNEZ-SOTO, J. A. CRUZ-RODRÍGUEZ, AND S. M. PHILPOTT. 2018. High intermediary mutualist density provides consistent biological control in a tripartite mutualism. *Biol. Control* **118**: 26-31.
- ROTH, D. S., PERFECTO, I. AND RATHCKE, B. 1994. The Effects of Management Systems on Ground-Foraging Ant Diversity in Costa Rica. *Ecol. Appl.*, **4**: 423-436.
- SANDERS, D., NICKEL, H., GRÜTZNER, T. AND PLATNER, C. 2008. Habitat structure mediates top-down effects of spiders and ants on herbivores. *Basic Appl Ecol.*, **9**: 152-160.
- TANAKA, H. O., YAMANE, S. AND ITIOKA, T. 2010. Within-tree distribution of nest sites and foraging areas of ants on canopy trees in a tropical rainforest in Borneo. *Popul. Ecol.* **52**, 147.
- TEODORO, A., SOUSA-SOUTO, L., KLEIN, A.-M. AND TSCHARNTKE, T. 2010. Seasonal contrasts in the response of coffee ants to agroforestry shade-tree management. *Environ. Entomol.*, **39**: 1744-1750.
- THIES, C. AND TSCHARNTKE, T. 1999. Landscape Structure and Biological Control in Agroecosystems. *Science*, **285**: 893-895.
- TORRES-CONTRERAS, H. AND VASQUEZ, R. 2004. A field experiment on the influence of load transportation and patch distance on the locomotion velocity of *Dorymyrmex goetschi* (Hymenoptera, Formicidae). *Insectes Soc.*, **51**: 265-270.
- URRUTIA-ESCOBAR, M. X. AND ARMBRECHT, I. 2013. Effect of Two Agroecological Management Strategies on Ant (Hymenoptera: Formicidae) Diversity on Coffee Plantations in Southwestern Colombia. *Environ. Entomol.*, **42**: 194-203.
- VAN MELE, P. AND J.-F. VAYSSIÈRES. 2007. Weaver ants help farmers to capture organic markets. *Appropriate Technology* **34**: 22.
- VAN MELE, P. V., N. T. T. CUC, Z. SEGUNI, K. CAMARA, AND J. OFFENBERG. 2009. Multiple sources of local knowledge: a global review of ways to reduce nuisance from the beneficial weaver ant *Oecophylla*. *International journal of agricultural resources, governance and ecology* **8**: 484-504.
- VANDERMEER, J., PERFECTO, I., NUÑEZ, G. I., PHILLPOTT, S. AND BALLINAS, A. G. 2002. Ants (*Azteca* sp.) as potential biological control agents in shade coffee production in Chiapas, Mexico. *Agroforest. Syst.*, **56**: 271-276.

- VANDERMEER, J., I. PERFECTO, AND S. PHILPOTT. 2010. ecological complexity and pest control in organic coffee production: uncovering an autonomous ecosystem service. *BioScience* **60**: 527-537.
- VELLEND, M., BAETEN, L., BECKER-SCARPITTA, A., BOUCHER-LALONDE, V., MCCUNE, J. L., MESSIER, J., MYERS-SMITH, I. H. AND SAX, D. F. 2017. Plant biodiversity change across scales during the Anthropocene. *Annu. Rev. Plant Biol.* **68**.
- VENABLES, W. N. & RIPLEY, B. D. 2002. Modern applied statistics with R. Fourth Edition. Springer, New York.
- VERDENY-VILALTA, O., M. ALUJA, AND J. CASAS. 2015. Relative roles of resource stimulus and vegetation architecture on the paths of flies foraging for fruit. *Oikos* **124**: 337-346.
- WALLDORF, V. 2011. benefits and failure of imported animals in the fight against pests. Pages 191-209 *in* H. MEHLHORN, editor. Nature Helps: how plants and other organisms contribute to solve health problems. Springer Berlin Heidelberg, Berlin, Heidelberg.
- WARFE, D. M., AND L. A. BARMUTA. 2004. Habitat structural complexity mediates the foraging success of multiple predator species. *Oecologia* **141**: 171-178.
- WELLS, K., M. PFEIFFER, M. B. LAKIM, AND K. E. LINSENMAYER. 2004. Use of arboreal and terrestrial space by a small mammal community in a tropical rain forest in Borneo, Malaysia. *J. Biogeogr.* **31**: 641-652.
- YANOVIK, S. P. 2015. Effects of lianas on canopy arthropod community structure. *Ecology of Lianas* 343-361.
- YANOVIK, S., AND M. KASPARI. 2000. Community structure and the habitat templet: ants in the tropical forest canopy and litter. *Oikos* **89**: 259-266.
- YANOVIK, S. P. AND S. A. SCHNITZER 2013. Functional roles of lianas for forest canopy animals. *Treetops at Risk*, Springer 209-214.
- YANOVIK, S.P., SILVERI, C., STARK, A.Y., VAN STAN, J.T. AND LEVIA, D.F., 2017. Surface roughness affects the running speed of tropical canopy ants. *Biotropica*, **49**: 92-100.

FIGURE & TABLE LEGENDS

FIGURE 1. Diagram of experimental setup after the placement of strings.

FIGURE 2. *Azteca sericeasur* workers cross from the nesting tree to coffee plants on strings that simulate arboreal connections (a) and co-occur with other ants, such as *Cephalotes basalis* (b).

FIGURE 3. *Azteca sericeasur* activity on nest trees (a) and on coffee plants (b), before and after the placement of strings. In (b), different letters represent a statistically significant interaction ($p < 0.05$) between treatment (control vs. connected) and time (before and after string placement), indicating a greater overall increase in activity on connected plants. Bars=Mean (\pm SE).

FIGURE 4. *Azteca sericeasur* activity on coffee plants after the placement of strings as a function of distance from the nest tree. In our GLMM, ant activity significantly declined with increasing distance in control plants ($z = -3.11$, $p = 0.002$), but not in connected plants ($z = -0.44$, $p = 0.659$), as indicated by the significant interaction between treatment and distance ($\chi^2 = 4.23$, $p = 0.040$).

FIGURE 5. Coffee berry borer (CBB) removal in control and connected coffee plants after string placement. Bars=Mean (\pm SE). The asterisk represents a statistically significant difference ($p < 0.05$).

TABLE 1. Model selection table with Akaike information criterion (AIC) and Δ AIC for generalized linear mixed models (GLMMs) of (a) ant activity on nest trees, (b) ant activity on coffee plants, and (c) coffee berry borer (CBB) removal. Models were selected based on AIC comparisons, where a full model of biologically relevant terms was included, along with subsequent models of different covariate combinations and a null intercept-only model of random effects. Best fit was determined via backwards model selection compared to the full model, where the model that resulted in the lowest AIC score was selected. When the best fitted model was not the full model, we selected based on Δ AIC $> +2$. RE indicates random effects and asterisks indicate interaction terms. The selected model is shown in bold.

TABLE 2. Model results for our generalized linear mixed model of ant activity on coffee plants with parameter estimates (\pm SE), Wald Z scores, and p -values. Each output group shows the results for each possible set of references for the categorical variables treatment (connected vs. control) and time (before vs. after placement of strings). Asterisks indicate an interaction and significant ($p < 0.05$) model terms are shown in bold.

TABLE 3. Model results for our generalized linear mixed model of coffee berry borer removal (CBB) by ants with parameter estimates (\pm SE), Wald Z scores, and p -values. The two output groups show the results for both references of the categorical variable treatment (connected vs. control). Asterisks indicate an interaction and significant ($p < 0.05$) model terms are shown in bold.

TABLE 1.

Model	df	AIC	Δ AIC
(a) Ant Activity on Nest Tree			
~Time*Canopy Cover + RE	6	315.72	0.00
~Time + Canopy Cover + RE	5	314.32	1.40
~Canopy Cover + RE	4	313.24	2.48
~Time + RE	4	312.64	3.08
~RE	3	311.56	4.16
(b) Ant Activity on Coffee Plant			
~Treatment*Time + Treatment*Distance + Coffee Height + Tree Activity + RE	11	1123.46	0.00
~Treatment*Time + Treatment*Distance + Tree Activity + RE	10	1125.87	-2.41
~Treatment*Time + Treatment*Distance + Coffee Height + RE	10	1145.70	-22.24
~Treatment*Time + Treatment*Distance + RE	9	1148.17	-24.71
~RE	4	1185.37	-61.91
(c) CBB Removal on Coffee Plant			
~Treatment*Distance + Treatment*Plant Activity + Tree Activity + Coffee Height + RE	10	372.26	0.00
~Treatment*Distance + Treatment*Plant Activity + Tree Activity + RE	9	372.98	-0.72
~Treatment*Distance + Treatment*Plant Activity + Coffee Height + RE	9	409.16	-36.90
~Treatment*Distance + Treatment*Plant Activity + RE	8	408.18	-35.92
~RE	3	427.46	-55.20

TABLE 2.

Parameter	Estimate (\pm SE)	z value	Pr(> z)
Reference: <i>Treatment (control); Time (before)</i>			
(Intercept)	-0.127 \pm 0.277	-0.457	0.648
Treatment (connected)	0.174 \pm 0.257	0.676	0.499
Time (after)	0.115 \pm 0.242	0.475	0.635
Distance	-0.472 \pm 0.152	-3.102	0.002

Tree Activity	0.014 ± 0.008	1.847	0.065
Plant Height	0.233 ± 0.109	2.132	0.033
Treatment(connected)*Time(after)	0.950 ± 0.324	2.930	0.003
Treatment(connected)*Distance	0.409 ± 0.200	2.048	0.041
Reference: <i>Treatment (control); Time (after)</i>			
(Intercept)	-0.010 ± 0.305	-0.032	0.975
Treatment (connected)	1.124 ± 0.249	4.525	<0.001
Time (before)	-0.116 ± 0.242	-0.479	0.632
Distance	-0.474 ± 0.152	-3.113	0.002
Tree Activity	0.014 ± 0.008	1.840	0.066
Plant Height	0.234 ± 0.109	2.142	0.032
Treatment(connected)*Time(before)	-0.951 ± 0.325	-2.929	0.003
Treatment(connected)*Distance	0.411 ± 0.200	2.056	0.040
Reference: <i>Treatment (connected); Time (before)</i>			
(Intercept)	0.049 ± 0.272	0.180	0.857
Treatment (control)	-0.175 ± 0.257	-0.679	0.497
Time (after)	1.067 ± 0.221	4.834	<0.001
Distance	-0.063 ± 0.139	-0.456	0.649
Tree Activity	0.014 ± 0.008	1.837	0.066
Plant Height	0.233 ± 0.109	2.137	0.033
Treatment(control)*Time(after)	-0.951 ± 0.325	-2.930	0.003
Treatment(control)*Distance	-0.411 ± 0.200	-2.058	0.040
Reference: <i>Treatment (connected); Time (after)</i>			
(Intercept)	1.114 ± 0.278	4.009	<0.001
Treatment (control)	-1.125 ± 0.249	-4.525	<0.001
Time (before)	-1.068 ± 0.221	-4.835	<0.001
Distance	-0.061 ± 0.139	-0.442	0.659
Tree Activity	0.014 ± 0.008	1.842	0.065
Plant Height	0.233 ± 0.109	2.135	0.033
Treatment(control)*Time(before)	0.952 ± 0.325	2.932	0.003
Treatment(control)*Distance	-0.413 ± 0.200	-2.068	0.039

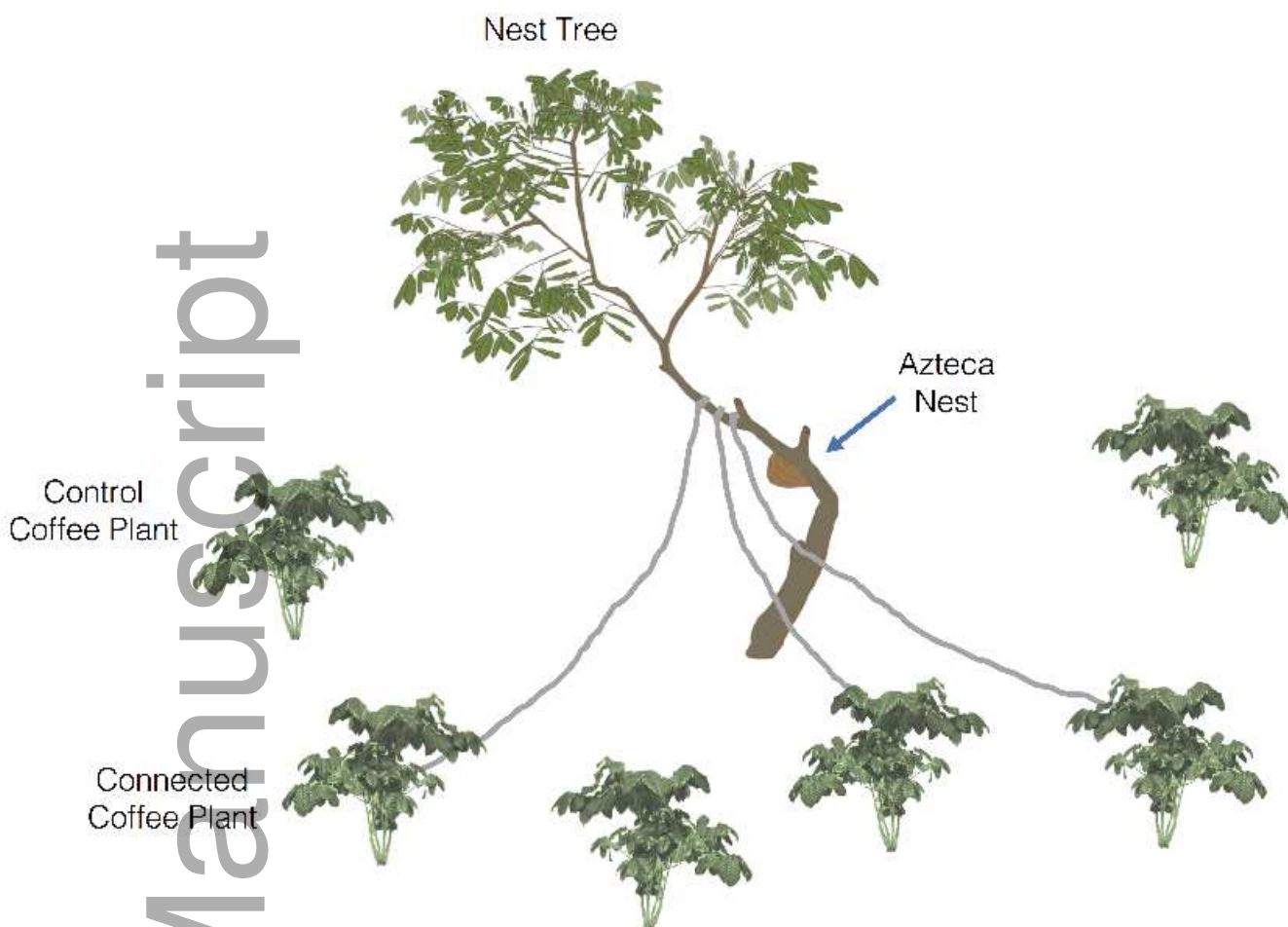
TABLE 3.

Parameter	Estimate (± SE)	z value	Pr(> z)
Reference: <i>Treatment (connected)</i>			

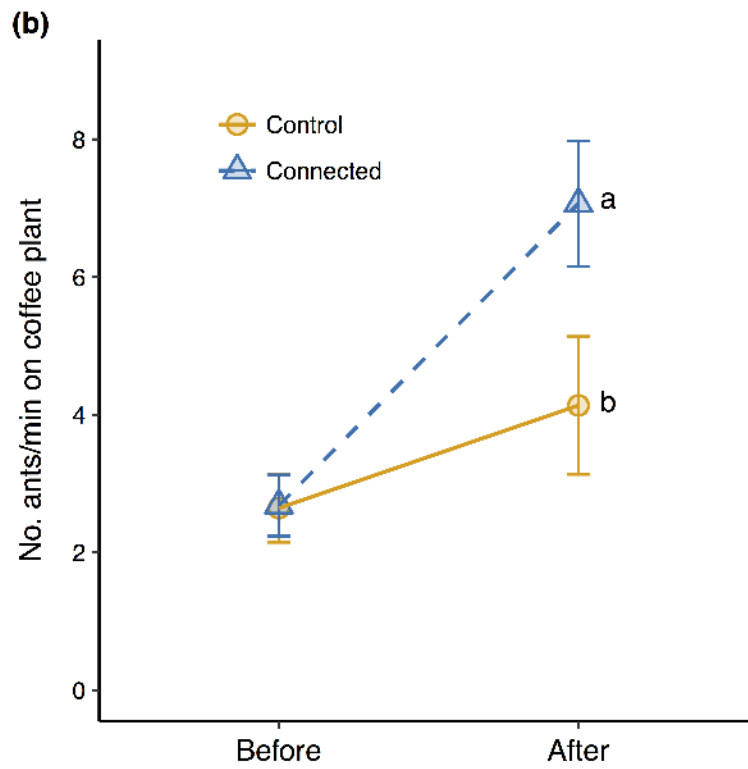
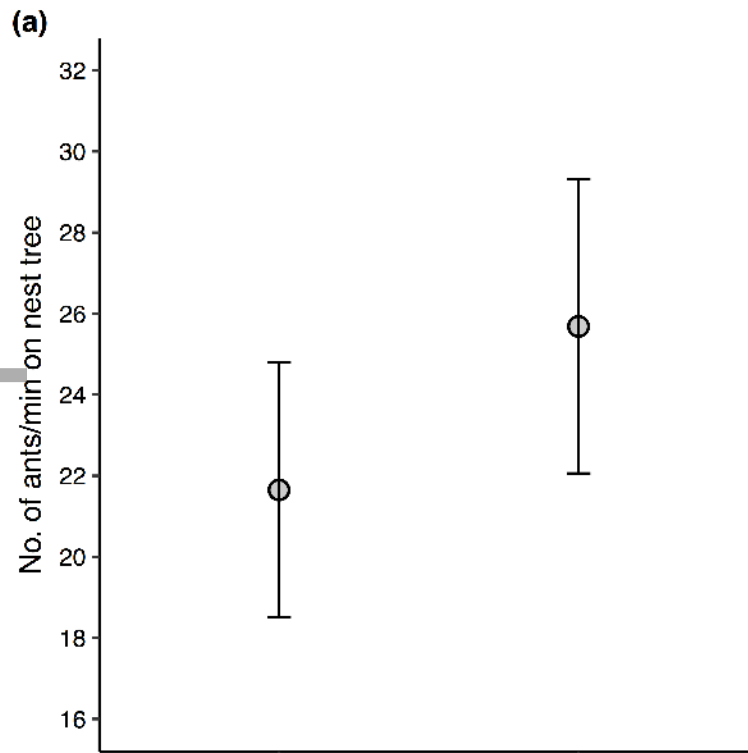
(Intercept)	-1.281 ± 0.605	-2.117	0.034
Treatment (control)	-1.481 ± 0.554	-2.673	0.008
Distance	0.018 ± 0.263	0.067	0.947
Plant Activity	0.064 ± 0.036	1.804	0.071
Plant Height	0.397 ± 0.240	1.658	0.097
Tree Activity	0.026 ± 0.015	1.711	0.087
Treatment(control)*Distance	-0.404 ± 0.414	-0.974	0.330
Treatment(control)*Plant Activity	0.014 ± 0.047	0.292	0.771

Reference: *Treatment (control)*

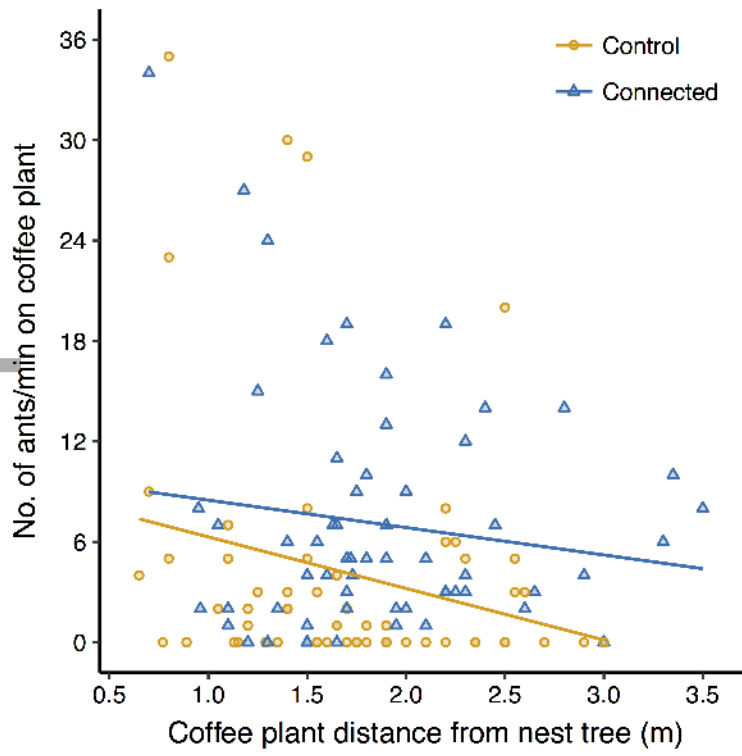
(Intercept)	-2.742 ± 0.642	-4.272	<0.001
Treatment (connected)	1.540 ± 0.553	2.783	0.005
Distance	-0.361 ± 0.326	-1.106	0.269
Plant Activity	0.081 ± 0.035	2.347	0.019
Plant Height	0.387 ± 0.238	1.625	0.104
Tree Activity	0.025 ± 0.014	1.777	0.076
Treatment(connected)*Distance	0.385 ± 0.412	0.934	0.350
Treatment(connected)*Plant Activity	-0.018 ± 0.047	-0.387	0.699



btp_12616_f1.tif



btp_12616_f3.tif



btp_12616_f4.tif

