








PAPER

Five-year outcomes from a randomised controlled trial of a couples-based intervention for men with localised prostate cancer

Suzanne K. Chambers^{1,2,3,4}  | Stefano Occhipinti²  | Anna Stiller⁵  | Leah Zajdlewicz⁵ | Lisa Nielsen⁵  | Daniela Wittman⁶  | John L. Oliffe⁷ | Nicholas Ralph^{3,5,8,9}  | Jeff Dunn^{5,8} 

¹Faculty of Health, University of Technology Sydney, Sydney, Australia

²Menzies Health Institute Queensland, Griffith University, Southport, Australia

³Australian and New Zealand Urogenital and Prostate Cancer (ANZUP) Trials Group, Sydney, Australia

⁴Exercise Medicine Research Institute, Edith Cowan University, Perth, Australia

⁵Cancer Research Centre, Cancer Council Queensland, Brisbane, Australia

⁶University of Michigan, Ann Arbor, Michigan, USA

⁷School of Nursing, University of British Columbia, Vancouver, Canada

⁸Institute for Resilient Regions, University of Southern Queensland, Toowoomba, Australia

⁹School of Nursing and Midwifery, University of Southern Queensland, Toowoomba, Australia

Correspondence

Nicholas Ralph, School of Nursing & Midwifery, University of Southern Queensland, Toowoomba, 4350, Australia. Email: nicholas.ralph@usq.edu.au

Funding information

Australian National Health and Medical Research Council, Grant/Award Number: ID496001

Abstract

Objective: Psychosexual morbidity is common after prostate cancer treatment, however, long-term prospective research is limited. We report 5-year outcomes from a couples-based intervention in dyads with men treated for localised prostate cancer with surgery.

Methods: A randomised controlled trial was conducted involving 189 heterosexual couples, where the man received a radical prostatectomy for prostate cancer. The trial groups were peer support vs. nurse counselling versus usual care. Primary outcomes were sexual adjustment, unmet sexual supportive care needs, masculine self-esteem, marital satisfaction, and utilisation of erectile aids at 2-, 3-, 4- and 5-year follow-up.

Results: The effects of the interventions varied across the primary outcomes. Partners in the peer group had higher sexual adjustment than those in the usual care and nurses group at 2 and 3 years ($P = 0.002$ - 0.035). Men in usual care had lower unmet sexual supportive care needs than men in the peer and nurse groups ($P = 0.001$; $P = 0.01$) at 3 years. Women in usual care had lower sexual supportive care needs than women in the peer group at 2 and 3 years ($P = 0.038$; $P = 0.001$). Men in the peer and nurse group utilised sexual aids more than men in usual care; at 5 years 54% of usual care men versus 87% of men in peer support and 80% of men in the nurse group.

Conclusion: Peer and nurse-administered psychosexual interventions have potential for increasing men's adherence to treatments for erectile dysfunction. Optimal effects may be achieved through an integrated approach applying these modes of support.

KEYWORDS

couples, partners, peer-support, prostate cancer, psychosexual adjustment

1 | BACKGROUND

Men who undergo radical prostatectomy for prostate cancer typically do not regain preoperative levels of sexual function without

treatment(s).¹ These men report significant unmet physical and psychosexual needs associated with side effects ranging from reduced penile length to loss of libido, orgasmic dissatisfaction, debilitating sexual and urinary function, altered sexual self-perception, and poor

intimate relationships.²⁻⁵ In targeting unmet psychosexual burden associated with prostate cancer, the National Institute for Health and Care Excellence (NICE) recommended that men and their partners or carers should be encouraged to discuss psychosexual issues with healthcare professionals.⁶ Yet healthcare professionals infrequently address psychosexual concerns among men with prostate cancer⁷ and fail to involve their partners in these discussions.⁸ Although the psychosocial impact of a prostate cancer diagnosis and treatment on men and their partners is frequently documented,⁹⁻¹² much less is known about psychosexual needs and effective couples-based interventions.

Moreover, a recent systematic review highlighted a knowledge gap in couples-based interventions, with almost half of the couple interventions producing poor outcomes for partners.¹³ For those interventions that were effective, improved relationship and mental health outcomes were reported for the female partner but not the man; by contrast, while sexuality outcomes for the man improved, this was not the case for partners. Further, studies only reported short-term outcomes, with long-term outcomes (more than 12 mo post diagnosis) not yet reported.¹³

Previously reported 12-month outcomes from a couples-based intervention revealed no differences in psychosexual and relationship outcomes, though couples who received a peer or nurse-led intervention were significantly more likely to use sexual aids compared with couples in usual care.¹⁴ This positive finding is mirrored in a 2006 study,¹⁵ and is of clinical significance given the reluctance by many men to use or sustain the use of these aids.¹⁶ The unanswered question therefore was whether this couples-based intervention might lead to longer term improvements in psychosexual outcomes, beyond the early assessment period, and how long the effect of sexual aids usage might last.

Accordingly, the current study reports long-term 5-year psychosexual outcomes from a couples-based intervention, targeting men treated for localised prostate cancer with radical prostatectomy.

2 | METHOD

2.1 | Participants

These data are from a longitudinal trial of a couples-based intervention. Ethical approval was obtained from the Griffith University Human Research Ethics Committee (PSY/08/08/HREC & PSY/57/13/HREC) and seven public hospitals in Queensland, Australia. The study conformed to the CONSORT statement,¹⁷ and the trial was registered with the Australian New Zealand Clinical Trials Registry (ACTRN12608000358347). Men who were scheduled for or had undergone surgery for prostate cancer within the last 12 months, and their female partners, were recruited between May 2009 and May 2011. A total of 747 patients were referred from 16 urologists in private clinics and public/private hospitals in Queensland, Australia; 35 patients were referred through community awareness of the study. Study inclusion criteria included newly diagnosed with

localised prostate cancer and having radical prostatectomy OR less than 12 months post-surgery; in a heterosexual cohabiting relationship; able to read and speak English; no previous history of head injury, dementia, or psychiatric illness; and no other concurrent cancer. Of the 782 patients referred to the study, 405 couples met the eligibility criteria, and of those, 189 gave their informed consent prior to their inclusion in the study and then completed baseline assessment (46.7%).

Participants completed the couples-based intervention and assessments at 3, 6, and 12 months as part of the trial,¹⁴ and were then approached via letter to participate in an extension of the study involving a series of previously validated self-report measures administered by mail at 2, 3, 4, and 5 years after recruitment. Patients and partners were approached separately for consent to participate in the study extension. Of those patients who consented to the extension, 107 (84%) completed the 5-year assessment, and 91 (80.5%) of consenting partners completed the 5-year assessment (Figure 1). There were no significant differences in age, education level, income level, length of time married, and marital satisfaction at baseline between participants who were retained in the study at 5 years and those who had withdrawn.

2.2 | Intervention

The two intervention arms of the study have been described in detail previously.¹⁴ In brief, phone support/counselling was telephone-delivered in six (post-surgery recruitment) or eight sessions (pre-surgery recruitment) by nurse counsellors or peer-support volunteers. A cognitive behavioural approach that has been found to be effective in couples-oriented interventions in chronic disease was utilised,¹⁸ along with couple relationship education focussed on relationship enhancement and helping the couple to conjointly manage the stresses of cancer diagnosis and treatment.¹⁹ Both intervention arms included skills training in couple communication and conjoint coping with content and material relevant to the early treatment phase. Written and audio-visual resources were also provided to participants in each intervention arm to supplement the phone contact. Participants in the usual care arm of the study received standard medical management and a set of published patient education materials.

2.3 | Materials

Primary outcomes were sexual adjustment; unmet sexual supportive care needs; masculine self-esteem; marital satisfaction; utilisation of erectile aids assessed at 2-, 3-, 4-, and 5-year follow-up. Analysis of the data up to 12 months has been reported elsewhere.¹⁴ Here, the analysis is focused on the outcomes from the longer-term assessments at 2 to 5 years after recruitment.

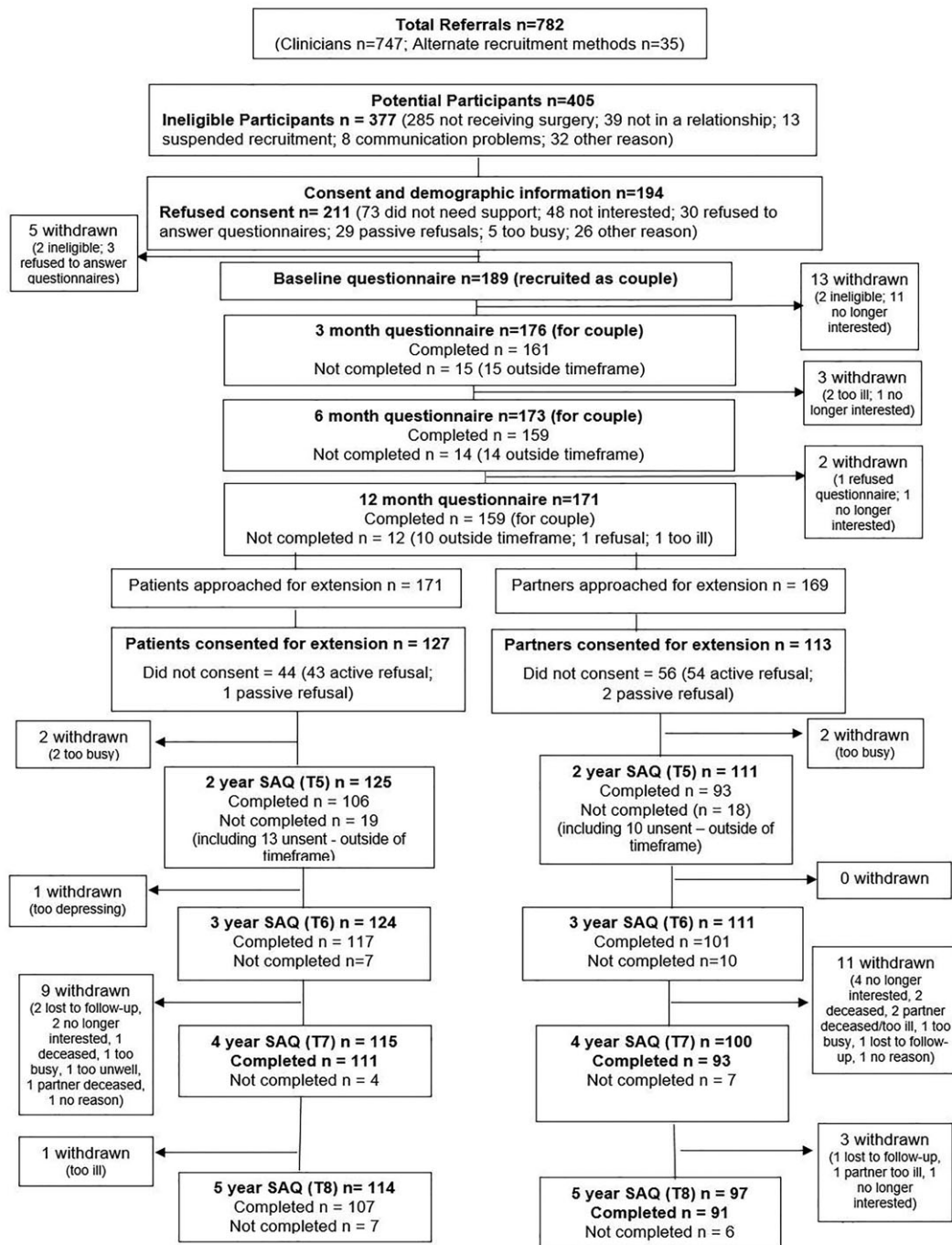


FIGURE 1 Flowchart of recruitment, participation, data collection, and attrition

2.4 | Outcome variables

2.4.1 | Sexual adjustment

Men completed the International Index of Erectile Function (IIEF)²⁰ that assessed their sexual function and satisfaction ($\alpha = 0.96-0.98$); higher scores indicate better function. Women completed the Female Sexual Function Index (FSFI)²¹ which examines sexual function ($\alpha = 0.92-0.94$); higher scores indicate better function. The Psychological Impact of Erectile Dysfunction-Sexual Experience (PIED-SE)²²

assessed sexual confidence and spontaneity associated with erectile dysfunction (ED) ($\alpha = 0.91-0.95$); higher scores indicate higher sexual confidence associated with ED.

2.4.2 | Sexual supportive care needs

Couples' needs related to sexual relationships were assessed using the sexuality needs subscale of the Supportive Care Needs Survey²³ ($\alpha = 0.88-0.98$); higher scores reflect greater sexual support needs.

2.4.3 | Masculine self-esteem

The Masculine Self-Esteem scale assessed men's appraisal of their masculinity²⁴ ($\alpha = 0.88-0.93$), with higher scores indicating greater masculine self-esteem.

2.4.4 | Marital satisfaction

The Revised Dyadic Adjustment Scale²⁵ assessed marital satisfaction via a total score of all items ($\alpha = 0.76-0.86$). Scores equal to or above 48 indicate high marital functioning.²⁶ The Miller Social Intimacy Scale assessed the current level of intimacy in participants' relationships²⁷ ($\alpha = 0.88-0.93$); higher scores reflect higher levels of intimacy in the relationship.

2.4.5 | Utilisation of erectile dysfunction treatments

A scale developed by Schover²⁸ assessed whether couples have obtained medical help for ED (eg, oral medication, penile injections, and vacuum devices).

2.5 | Statistical analyses

All analyses were run as intention to treat. Categorical variables of the utilisation of sexual aids were assessed using mixed effects logistic regression analyses, where the standard care group served as the reference category. For continuous variables, mixed effects regression analyses were conducted. For each type of analysis, time was centred at baseline, and models were run separately for male and female participants. An omnibus model was fit first, which included the effects of treatment group and time, and follow-up differences were examined using marginal effects at each of the time points.

3 | RESULTS

The sociodemographic characteristics of participants have been detailed previously.¹⁴ In brief, of the total 189 couples who consented and completed baseline assessment, the mean age was 62.7 years ($SD = 6.8$) for men and 59.8 ($SD = 7.4$) for women. Approximately, 65.1% of men and 47.6% of women had completed tertiary education or technical trade. In terms of employment, 42.3% of men and 25.9% of women were working full-time. Most couples (53.4%) had a household income greater than \$60 000 per year. The mean length of the relationship of the couples was 32.5 years ($SD = 11.8$). At the time of baseline assessment, the mean length of time since prostate cancer diagnosis was 127.6 days ($SD = 146.8$). All patients in this study underwent radical prostatectomy, with 140 (74%) being recruited prior to surgery, and 49 (26%) being recruited post-surgery. Of those recruited pre-surgery, the men were scheduled to receive treatment in an average of 33.5 days' time post diagnosis ($SD = 32.0$). Of those recruited post-surgery, the men were recruited an average of 142.9 days ($SD = 106.8$) after treatment.

3.1 | Outcome variables

Descriptive statistics for the primary outcomes of sexual adjustment, sexuality supportive care needs, masculine self-esteem, marital satisfaction, and utilisation of sexual aids for erectile problems over the assessment periods from baseline to 5-year follow-up are displayed in Table 1 and Table 3 for patients, and in Table 2 for their female partners.

3.1.1 | Sexual adjustment

There were no significant group differences for men's self-reported sexual function and satisfaction at the each of the time points post-surgery. At 5 years post-surgery, men in the usual care group had greater sexual self-confidence than men in the peer group ($z = -2.02, P = 0.043$).

For women's sexual function, peer group participants had greater function and satisfaction than those in the usual care group at 2 years ($z = 3.17, P = 0.002$) and 3 years ($z = 2.94, P = 0.003$) post-surgery. Further, women in the peer group had greater sexual function and satisfaction than women in the nurse group at 2 years ($z = -2.27, P = 0.023$) and 3 years post-surgery ($z = -2.11, P = 0.035$).

3.1.2 | Sexual supportive care needs

Men in the usual care group had less sexual supportive care needs than men in the peer group ($z = 3.34, P = 0.001$) and the nurse group ($z = 2.59, P = 0.01$) at 3 years post-surgery. Women in the usual care group had less sexual supportive care needs than the women in the peer group at 2 years ($z = 2.07, P = 0.038$) and 3 years ($z = 3.46, P = 0.001$) post-surgery.

3.1.3 | Masculine self-esteem

Men in the nurse group had greater masculine self-esteem than men in the peer group at 2 years ($z = 1.94, P = 0.052$) and 5 years post-surgery ($z = 2.01, P = 0.045$).

3.1.4 | Marital satisfaction

At 4 years post-surgery, women in usual care had greater marital satisfaction than women in the peer group ($z = -2.80, P = 0.005$) and women in the nurse group also had greater marital satisfaction than women in the peer group ($z = -2.74, P = 0.006$). Women in usual care had greater feelings of intimacy at 2 years ($z = -2.11, P = 0.035$) and 4 years post-surgery ($z = -2.48, P = 0.013$) than women in the peer group. Further, women in usual care had greater feelings of intimacy at 2 years ($z = -2.03, P = 0.042$) and 5 years ($z = -1.96, P = 0.050$) post-surgery compared with women in the nurse group.

TABLE 1 Descriptive statistics for primary outcome variables for patients by study group (*n* = number of participants who completed the self-administered questionnaire assessment for each annual time point up to 5 years follow-up)

Variable	2 years M (SD)			3 years M (SD)			4 years M (SD)			5 years M (SD)		
	Usual care (<i>n</i> = 31)	Peer (<i>n</i> = 34)	Nurse (<i>n</i> = 28)	Usual care (<i>n</i> = 33)	Peer (<i>n</i> = 40)	Nurse (<i>n</i> = 38)	Usual care (<i>n</i> = 30)	Peer (<i>n</i> = 38)	Nurse (<i>n</i> = 43)	Usual care (<i>n</i> = 28)	Peer (<i>n</i> = 38)	Nurse (<i>n</i> = 41)
Sexual function	39.06 (25.93)	34.50 (16.65)	36.13 (21.80)	36.33 (26.23)	32.67 (18.45)	37.44 (22.39)	37.72 (25.59)	30.16 (19.58)	34.26 (23.09)	38.61 (26.49)	27.49 (20.27)	32.49 (21.78)
Sexuality needs	5.84 (3.77)	6.12 (3.72)	5.70 (3.08)	4.12 (1.88)	6.20 ^a (3.50)	6.02 ^b (2.93)	4.87 (2.89)	5.32 (2.94)	5.47 (2.71)	4.89 (3.25)	5.71 (3.29)	5.25 (3.06)
Sexual self confidence	43.90 (11.26)	42.09 (9.75)	41.73 (10.04)	43.00 (12.66)	40.53 (11.35)	43.10 (10.58)	45.39 (10.70)	40.32 (10.59)	42.56 (11.45)	46.56 (10.07)	38.89 ^a (9.27)	42.45 (11.20)
Masculine self esteem	86.67 (14.86)	80.18 (20.93)	84.77 ^c (19.23)	87.50 (20.27)	81.56 (20.40)	86.12 (18.63)	88.33 (11.83)	81.99 (18.37)	86.48 (16.59)	87.95 (14.48)	82.35 (16.74)	87.50 ^c (17.16)
Marital satisfaction	53.60 (6.34)	52.34 (6.50)	54.10 (7.38)	53.33 (6.40)	52.39 (7.20)	54.44 (6.63)	53.45 (5.43)	53.06 (5.13)	53.95 (6.17)	54.00 (5.82)	53.40 (5.89)	54.10 (6.10)
Intimacy	141.45 (17.26)	138.60 (18.28)	143.36 (16.58)	140.39 (18.62)	139.15 (19.15)	144.14 (20.17)	146.71 (13.79)	140.21 (18.29)	143.16 (15.74)	146.71 (13.79)	141.79 (16.69)	141.68 (17.40)

Higher scores indicate better functioning and quality of life for all primary outcome variables except for sexuality needs

^aSignificant difference between usual care and peer groups.

^bSignificant difference between usual care and nurse groups.

^cSignificant difference between peer and nurse groups.

TABLE 2 Descriptive statistics for primary outcome variables for partners by study group (*n* = number of participants who completed the self-administered questionnaire assessment for each annual time point up to 5 years follow-up)

Variable	2 year M (SD)			3 year M (SD)			4 year M (SD)			5 year M (SD)		
	Usual care (<i>n</i> = 27)	Peer (<i>n</i> = 31)	Nurse (<i>n</i> = 35)	Usual care (<i>n</i> = 28)	Peer (<i>n</i> = 35)	Nurse (<i>n</i> = 38)	Usual care (<i>n</i> = 22)	Peer (<i>n</i> = 34)	Nurse (<i>n</i> = 37)	Usual care (<i>n</i> = 22)	Peer (<i>n</i> = 31)	Nurse (<i>n</i> = 37)
Sexual function	16.49 (5.79)	21.59 ^a (5.69)	18.00 ^c (7.50)	15.81 (5.89)	20.1 ^a (6.88)	17.06 ^c (6.99)	15.41 (6.31)	16.95 (7.62)	17.76 (6.54)	16.91 (5.60)	17.56 (7.30)	16.42 (7.58)
Sexuality needs	4.67 (2.24)	6.03 ^a (3.19)	5.20 (3.14)	3.67 (2.04)	6.20 ^a (3.33)	5.11 (2.83)	5.14 (3.23)	5.76 (3.66)	4.30 (2.20)	4.14 (2.27)	5.10 (3.03)	4.50 (2.89)
Marital satisfaction	55.15 (4.87)	51.93 (7.47)	53.12 (6.70)	54.46 (6.89)	53.07 (8.29)	53.58 (6.49)	55.64 (6.64)	50.32 ^a (6.97)	54.53 ^c (6.58)	55.41 (6.20)	52.93 (7.08)	53.42 (6.97)
Intimacy	146.67 (18.07)	140.42 ^a (16.56)	139.06 ^b (21.41)	145.89 (18.50)	143.41 (17.71)	141.92 (19.13)	147.18 (14.61)	141.65 ^a (15.25)	141.00(16.66)	148.29 (14.36)	144.80 (17.97)	139.89 ^b (20.72)

Higher scores indicate better functioning and quality of life for all primary outcome variables except for sexuality needs

^aSignificant difference between usual care and peer groups.

^bSignificant difference between usual care and nurse groups.

^cSignificant difference between peer and nurse groups.

TABLE 3 Utilisation of medical treatments for erectile dysfunction from 2 years to 5 years follow up

Medical treatment	2 years			3 years			4 years			5 years		
	Usual care % (31)	Peer % (35)	Nurse % (40)	Usual care % (33)	Peer % (40)	Nurse % (43)	Usual care % (30)	Peer % (38)	Nurse % (43)	Usual care % (28)	Peer % (38)	Nurse % (41)
Tablets												
Yes	54.84 (17)	68.57 (24)	85.00 (34) ^b	45.45 (15)	65.00 (26)	69.77 (30) ^b	33.33 (10)	71.05 (27) ^a	69.77 (30) ^b	42.86 (12)	68.42 (26)	65.85 (27) ^b
No	45.16 (14)	31.43 (11)	15.00 (6)	54.55 (18)	35.00 (14)	30.23 (13)	66.67 (20)	28.95 (11)	30.23 (13)	57.14 (16)	31.58 (12)	34.15 (14)
Injections												
Yes	32.26 (10)	51.43 (18)	42.50 (17)	24.24 (8)	50.00 (20)	39.53 (17)	23.33 (7)	47.37 (18)	41.86 (18)	28.57 (8)	52.63 (20)	36.59 (15)
No	67.74 (21)	48.57 (17)	57.50 (23)	75.76 (25)	50.00 (20)	60.47 (26)	76.67 (23)	52.63 (20)	58.14 (25)	71.43 (20)	47.37 (18)	63.41 (26)
Vacuum												
Yes	3.23 (1)	5.71 (2)	25.00 (10)	6.06 (2)	15.00 (6)	23.26 (10)	3.33 (1)	18.42 (7)	13.95 (6)	7.14 (2)	15.79 (6)	12.20 (5)
No	96.77 (30)	94.29 (33)	75.00 (30)	93.94 (31)	85.00 (34)	76.74 (33)	96.67 (29)	81.58 (31)	86.05 (37)	92.86 (26)	84.21 (32)	87.80 (36)
Overall use												
Yes	61.29 (19)	88.57 (31) ^a	87.50 (35) ^b	54.55 (18)	80.00 (32) ^a	81.40 (35) ^b	46.67 (14)	86.84 (33) ^a	79.07 (34) ^b	53.57 (15)	86.84 (33) ^a	80.49 (33) ^b
No	38.71 (12)	11.43 (4)	12.50 (5)	45.45 (15)	20.00 (8)	18.60 (8)	53.33 (16)	13.16 (5)	20.93 (9)	46.43 (13)	13.16 (5)	19.51 (8)

^aSignificant difference between usual care and peer groups.^bSignificant difference between usual care and nurse groups.

3.1.5 | Utilisation of sexual aids

As reported previously, there was no significant difference among the study groups in utilisation of medical treatments for erectile dysfunction at baseline.¹⁴ At each annual follow-up period from 2 to 5 years, there were significant differences among the study groups for use of medical treatments since surgery (Table 3). Patients in the nurse group utilised tablets more often than the patients in usual care at 2 years ($z = 3.28, P = 0.001$), 3 years ($z = 2.04, P = 0.042$), 4 years ($z = 3.30, P = 0.001$), and 5 years ($z = 2.15, P = 0.032$), and patients in the peer group used more tablets to treat ED than those in usual care at 4 years ($z = 2.84, P = 0.005$) post-surgery. With regards to the use of penile injections, no significant differences were observed between the intervention groups at the 2 to 5-year time points. For vacuum devices, insufficient cases were available to provide a reliable analysis and no significant differences were reported.

For overall use of treatments for sexual problems, there were significant differences among the intervention groups. Peer group patients used treatments more often than the usual care group at 2 years ($z = -2.88, P = 0.060$), 3 years ($z = -2.05, P = 0.040$), 4 years ($z = -3.13, P = 0.002$), and 5 years ($z = -2.84, P = 0.005$). Nurse group patients used treatment more often than usual care patients at 2 years ($z = -3.30, P = 0.001$), 3 years ($z = -2.45, P = 0.014$), 4 years ($z = -2.85, P = 0.004$), and 5 years ($z = -2.68, P = 0.007$). There were no differences in the use of treatments for erectile dysfunction between the peer and nurse group across the 2- to 5-year period post-surgery.

4 | DISCUSSION

The current study demonstrates that long-term adherence to medical treatments for erectile dysfunction by men with prostate cancer can be greatly enhanced (more than 80% use) through nurse or peer couple counselling. This result from a relatively low-intensity telephone delivered intervention is striking, and points to the potential for peer and nurse intervention models to assist heterosexual couples facing the challenges of sexual dysfunction that typically follow radical prostatectomy. In addition, the study protocol demonstrated long-term high adherence to the trial protocol speaking to high acceptability for couple-based intervention approaches in this patient and partner population.²⁹

What is more complex, however, is the varying pattern of differences across the two intervention approaches when compared with usual care, and as in previous research,¹³ the different effects for men compared with female partners. A recent systematic review of 18 studies reporting coping and adjustment among men with prostate found the following frequently used strategies: (1) avoidance and withdrawal, (2) redirecting cognition and attention, (3) reframing their masculinity and seeking support, (4) retaining pre-illness identity and lifestyle, and (5) symptom/side-effect management. The present study describes contrasting, and in some ways, conflicting and counterintuitive results. Specifically, while couples in the intervention arms had greater utilisation of sexual aids, they experienced varied results in terms of sexual support needs, sexual satisfaction, and psychosexual

interpersonal outcomes. The reasons for this are unclear but may reflect differences in how men and women cope with sexual challenges after prostate cancer, both individually and as a couple, and the long-term nature of sexual adjustment.

Recovery of erectile function following radical prostatectomy can take up to 4 years to occur, if at all.³⁰ Over the long-term, where men may be struggling with both sexual dysfunction and sexual confidence, some couples might come to a state of acceptance of different, but still satisfying sexual interactions, or a decision to forgo sexual activity that allows intimacy and sexual self-confidence to rebound.³¹⁻³³ This may explain why couples in usual care with less use of sexual aids had lower unmet needs for sexual support, and men had greater sexual self-confidence with partners reporting better marital satisfaction. In addition, disconnections between sexual function and interpersonal variables were evident. For example, partners in the peer intervention had greater sexual function and satisfaction but lower marital satisfaction and intimacy than women in the comparison groups. This requires further gender-based investigation to explore patterns of response in dyads facing prostate cancer.

Differences in responses to the type of intervention (ie, peer vs. nurse) may not only relate to gender differences, but also mechanism of effect. The two intervention approaches in this study provided similar content but employed different therapeutic mechanisms. Nurse counselling is a professional care approach that is defined by addressing treatment-related physical symptoms, symptom aetiology, symptom prevention, and/or treatment and utilisation of health care services.³⁴ By contrast, peer-support is based on personal experience with the specialised knowledge arising from lived experiences and the perspectives that this affords.^{35,36} In this way, peer support provides the patient and the partner with the feeling that they are not alone, while also supplying a model for what a recovery of a sexual relationship might look like. Previous research has affirmed the value of peer support to this patient population.³⁷ Improving long-term psychosexual health may therefore require a framework inclusive of both peer and nurse counselling for couples facing prostate cancer blended to utilise the strengths of each. Again, more in-depth inductive research is needed to inform a way forward.

4.1 | Study limitations

Strengths of this study include the randomised controlled and prospective trial approach, strong retention of study participants, and unique long-term 5-year follow up. Limitations include not including gay or bisexual couples or ethnically diverse participants such that these results may not be generalizable to these population groups. There is a critical need to increase knowledge about the consequences of prostate cancer for these men so as to develop interventions that are appropriate and targeted to their unique needs.³⁸ In addition, while limiting the inclusion criteria to men treated by surgery is a strength in limiting heterogeneity of side effects, the pattern of adjustment for couples where the man is treated by radiation therapy or androgen blockade will likely differ.

4.2 | Clinical implications

An integrated nurse and peer-support intervention that utilises both modes of support may best advantage men and their partners and prove to be the optimal model of care.³⁹ This approach would also mirror support successfully used by many prostate cancer support groups who work in concert with local health professionals in a mutually respectful and collaborative care team.⁴⁰ However, future research to empirically test an integrated model is warranted.

4.3 | Conclusion

In conclusion, the psychosexual burden of a prostate cancer and radical prostatectomy weighs heavily on many couples affecting sexual function, sexual self-confidence, and marital satisfaction. Peer and nurse interventions in a blended approach have the potential to assist couples following surgery to cope with psychosexual challenges. More research is needed to better understand how sexual function and satisfaction relate to and influence intimacy and marital satisfaction, and how this might differ by gender and diverse established and emergent heterosexual practices.

ACKNOWLEDGEMENTS

We gratefully acknowledge the support of the Urological Society of Australia and New Zealand, of Bill McHugh and Spence Broughton as consumer advisors, Sylvia Burns and Brigid Hanley as prostate cancer nurse advisors, and all peer-support volunteers. This project was funded by the Australian National Health and Medical Research Council (ID496001). Trial registration number ACTRN12608000358347.

AUTHORS' DISCLOSURE OF POTENTIAL CONFLICTS OF INTEREST

The author(s) indicate no conflicts of interest.

ORCID

Suzanne K. Chambers  <https://orcid.org/0000-0003-2369-6111>

Stefano Occhipinti  <https://orcid.org/0000-0002-2558-0609>

Anna Stiller  <https://orcid.org/0000-0001-6171-243X>

Lisa Nielsen  <https://orcid.org/0000-0002-0752-6115>

Daniela Wittman  <https://orcid.org/0000-0002-9201-7269>

Nicholas Ralph  <https://orcid.org/0000-0002-7404-9996>

Jeff Dunn  <https://orcid.org/0000-0002-1180-3381>

REFERENCES

- Bober SL, Varela VS. Sexuality in adult cancer survivors: challenges and intervention. *J Clin Oncol*. 2012;30(30):3712-3719.
- Zelevsky MJ, Eid JF. Elucidating the etiology of erectile dysfunction after definitive therapy for prostatic cancer. *Int J Radiat Oncol Biol Phys*. 1998;40(1):129-133.
- Hanly N, Mireskandari S, Juraskova I. The struggle towards "the new Normal": a qualitative insight into psychosexual adjustment to prostate cancer. *BMC Urol*. 2014;14(1):56.
- Soloway CT, Soloway MS, Kim SS, Kava BR. Sexual, psychological and dyadic qualities of the prostate cancer "couple". *BJU Int*. 2005;95(6):780-785.
- King AJ, Evans M, Moore TH, et al. Prostate cancer and supportive care: a systematic review and qualitative synthesis of men's experiences and unmet needs. *Eur J Cancer Care (Engl)*. 2015; e-pub ahead of print Jan 29; doi:<https://doi.org/10.1111/ecc.12286>;24(5):618-634.
- Graham J, Kirkbride P, Cann K, Hasler E, Prettyjohns M. Prostate cancer: summary of updated NICE guidance. *BMJ*. 2014;348(jan08 1):f7524.
- O'Brien R, Rose PW, Campbell C, et al. Experiences of follow-up after treatment in patients with prostate cancer: a qualitative study. *BJU Int*. 2010;106(7):998-1003.
- Forbat L, White I, Marshall-Lucette S, Kelly D. Discussing the sexual consequences of treatment in radiotherapy and urology consultations with couples affected by prostate cancer. *BJU Int*. 2012;109(1):98-103.
- Chambers SK, Ng SK, Baade P, et al. Trajectories of quality of life, life satisfaction, and psychological adjustment after prostate cancer. *Psychooncology*. 2017;26(10):1576-1585.
- Chambers SK, Schover L, Nielsen L, et al. Couple distress after localised prostate cancer. *Support Care Cancer*. 2013;21(11):2967-2976.
- Hyde MK, Legg M, Occhipinti S, et al. Predictors of long-term distress in female partners of men diagnosed with prostate cancer. *Psychooncology*. 2018;27(3):946-954.
- Watts S, Leydon G, Birch B, et al. Depression and anxiety in prostate cancer: a systematic review and meta-analysis of prevalence rates. *BMJ Open*. 2014;4(3):e003901.
- Chambers S, Hyde M, Smith D, et al. A systematic review of psychological interventions for prostate cancer survivors and their partners: clinical and research implications. *Psychooncology*. 2017;26(7):873-913.
- Chambers SK, Occhipinti S, Schover L, et al. A randomised controlled trial of a couples-based sexuality intervention for men with localised prostate cancer and their female partners. *Psychooncology*. 2015;24(7):748-756.
- Titta M, Tavolini IM, Dal Moro F, Cisternino A, Bassi P. Sexual counseling improved erectile rehabilitation after non-nerve-sparing radical retropubic prostatectomy or cystectomy—results of a randomized prospective study. *J Sex Med*. 2006;3(2):267-273.
- Hyde MK, Zajdlewicz L, Wootten AC, et al. Medical help-seeking for sexual concerns in prostate cancer survivors. *Sex Med*. 2016;4(1):e7-e17.
- Altman DG, Schulz KF, Moher D, et al. The revised CONSORT statement for reporting randomized trials: explanation and elaboration. *Ann Intern Med*. 2001;134(8):663-694.
- Martire LM, Schulz R, Helgeson VS, Small BJ, Saghabi EM. Review and meta-analysis of couple-oriented interventions for chronic illness. *Ann Behav Med*. 2010;40(3):325-342.
- Story LB, Bradbury TN. Understanding marriage and stress: essential questions and challenges. *Clin Psychol Rev*. 2004;23(8):1139-1162.
- Rosen RC, Riley A, Wagner G, Osterloh IH, Kirkpatrick J, Mishra A. The international index of erectile function (IIEF): a multidimensional scale for assessment of erectile dysfunction. *Urology*. 1997;49(6):822-830.
- Rosen R, Brown C, Heiman J, et al. The female sexual function index (FSFI): a multidimensional self-report instrument for the assessment of female sexual function. *J Sex Marital Ther*. 2000;26(2):191-208.
- Latini DM, Penson DF, Colwell HH, et al. Psychological impact of erectile dysfunction: validation of a new health related quality of life measure for patients with erectile dysfunction. *J Urol*. 2002;168(5):2086-2091.

23. McElduff P, Boyes A, Zucca A, Girgis A. *The Supportive Care Needs Survey: A Guide to Administration, Scoring and Analysis*. Newcastle, Australia: Centre for Health Research and Psycho-Oncology; 2004.
24. Clark JA, Bokhour BG, Inui TS, Silliman RA, Talcott JA. Measuring patients' perceptions of the outcomes of treatment for early prostate cancer. *Med Care*. 2003;41(8):923-936.
25. Busby DM, Christensen C, Crane DR, Larson JH. A revision of the dyadic adjustment scale for use with distressed and nondistressed couples: construct hierarchy and multidimensional scales. *J Marital Fam Ther*. 1995;21(3):289-308.
26. Crane DR, Middleton R, Bean RA. Establishing criterion scores for the Kansas Marital Satisfaction Scale and the Revised Dyadic Adjustment Scale. *Am J Fam Ther*. 2000;28:53-60.
27. Miller RS, Lefcourt HM. The assessment of social intimacy. *J Pers Assess*. 1982;46(5):514-518.
28. Schover LR, Fouladi RT, Warneke CL, et al. The use of treatments for erectile dysfunction among survivors of prostate carcinoma. *Cancer*. 2002;95(11):2397-2407.
29. Yanez B, McGinty HL, Mohr DC, et al. Feasibility, acceptability, and preliminary efficacy of a technology-assisted psychosocial intervention for racially diverse men with advanced prostate cancer. *Cancer*. 2015;121(24):4407-4415.
30. McCullough AR. Rehabilitation of erectile function following radical prostatectomy. *Asian J Androl*. 2008;10(1):61-74.
31. Hakky TS, Baumgarten AS, Parker J, et al. Penile rehabilitation: the evolutionary concept in the management of erectile dysfunction. *Curr Urol Rep*. 2014;15(4):393.
32. Walker LM, Wassersug RJ, Robinson JW. Psychosocial perspectives on sexual recovery after prostate cancer treatment. *Nat Rev Urol*. 2015;12(3):167-176.
33. Nelson CJ, Mulhall JP, Roth AJ. The association between erectile dysfunction and depressive symptoms in men treated for prostate cancer. *J Sex Med*. 2011;8(2):560-566.
34. Raphaelis S, Kobleider A, Mayer H, Senn B. Effectiveness, structure, and content of nurse counseling in gynecologic oncology: a systematic review. *BMC Nurs*. 2017;16(1):43.
35. Dunn J, Steginga SK, Millichap D, Rosoman N. A review of peer support in the context of cancer. *J Psychosoc Oncol*. 2003;21(2):55-67.
36. Steginga SK, Pinnock C, Gardner M, Gardiner RA, Dunn J. Evaluating peer support for prostate cancer: the prostate cancer peer support inventory. *BJU Int*. 2005;95(1):46-50.
37. Paich K, Dunn R, Skolarus T, et al. Preparing patients and partners for recovery from the side effects of prostate cancer surgery: a group approach. *Urology*. 2016;88:36-42.
38. Lee TK, Handy AB, Kwan W, et al. Impact of prostate cancer treatment on the sexual quality of life for men-who-have-sex-with-men. *J Sex Med*. 2015;12(12):2378-2386.
39. Wittmann D, He C, Mitchell S, et al. A one-day couple group intervention to enhance sexual recovery for surgically treated men with prostate cancer and their partners: a pilot study. *Urol Nurs*. 2013;33(3):140-147.
40. Dunn J, Casey C, Sandoe D, et al. Advocacy, support and survivorship in prostate cancer. *Eur J Cancer Care (Engl)*. 2017; e-pub ahead of print Feb 01; doi:<https://doi.org/10.1111/ecc.12644>;

How to cite this article: Chambers SK, Occhipinti S, Stiller A, et al. Five-year outcomes from a randomised controlled trial of a couples-based intervention for men with localised prostate cancer. *Psycho-Oncology*. 2019;28:775-783. <https://doi.org/10.1002/pon.5019>