

*A Comprehensive Program
for
College Student Retention*

presented at the 2001 Midwest Regional Meeting of the College Board

William Collins

University of Michigan


The Retention Issue

- 63% of 4-year college students earn a bachelor's degree by age 30 (within 11 years of high school graduation)
- 6-year graduation rate is about 50%
- Mean “time-to-completion” of bachelor's degree is about 5 years

Factors Affecting Retention



- Household Income
- Parental Education/Occupation
- Quality of Prior Schooling
- Prior Levels of Achievement
- College “Climate”/ “Fit”
- Campus support and resources

- 
- How can we bolster academic achievement and social adaptation among college students so as to promote their retention and graduation?

A Related Issue



- There are many students with outstanding potential for college success, but who do not have the advantages of affluence that are known to be related to graduation.
- These students are often highly motivated to succeed and will make significant contributions to society if afforded access to college and early support.

A Comprehensive Model



- Summer Bridge Program
- Summer Orientation
- Developmental Academic Advising
- Intensive Course Instruction
- Tutoring
- Study Groups
- Mentoring Program

Summer Bridge Program



- Intensive Academic Development
(English, Math, Computer & Study Skills)
- Developmental Advising
(Decision-making, Conflict Management)
- Establishment of Support Network
(Faculty, Staff, Students)
- Build Confidence in Realistic Setting
(honesty, commitment, achievement)

Summer Orientation



- Placement Testing
- Course Selection
- Academic Advising
- Introduction to Support Network

Intensive Course Instruction



- Extended Meeting Time
- Smaller class size
- Collaborative Learning
- Active Learning
- Focus on Effectiveness Strategies
- Departmental Testing/Grading

Academic Advising



- Developmental Advising
- Academic Progress Monitoring System
(Mid-term Estimate, Student Progress Report)
- Problem-Solving Strategies
(Roommate, finances, peer expectations)
- Academic-Career Explorations
(freshmen interest groups)
- Personal Adjustment Issues
(existential crises)

Additional Programs



- Tutoring
- Mentoring Program
- Study Groups
- CSP 100 - Academic Socialization
- Summer Scholarship Program
- Campaign Excel

CSP Performance Measures



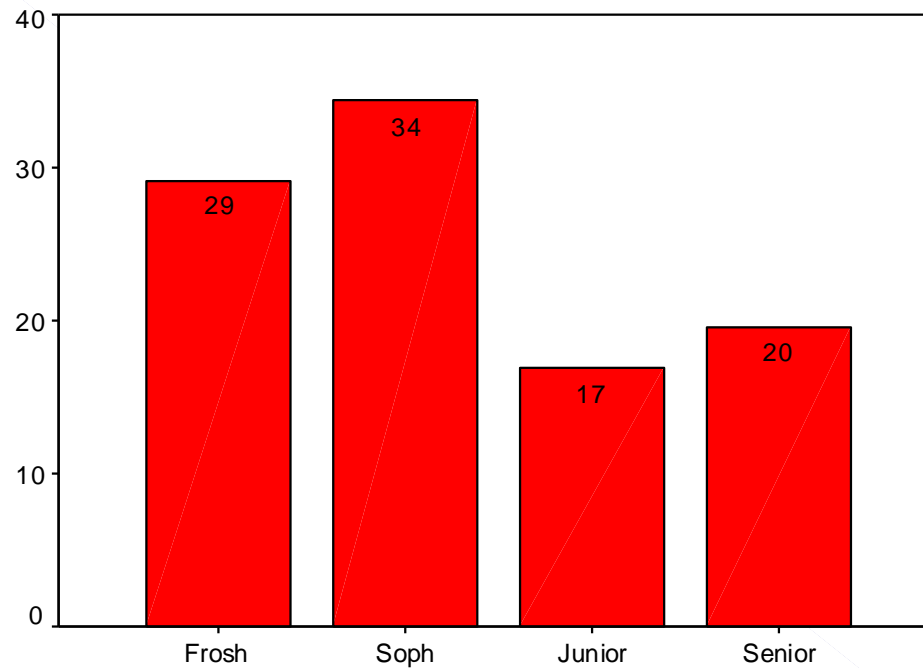
- Graduation Rate : 6-yr: 70%; overall :76%
- Overall GPA : 2.6
- New Freshmen : 505
- Seniors : 523
- All CSP Students: 1,790
- Advising Contacts: 7,016
- Intensive Course Enrollment: 1,102
- Students in Good Academic Standing: 96%

Conclusion



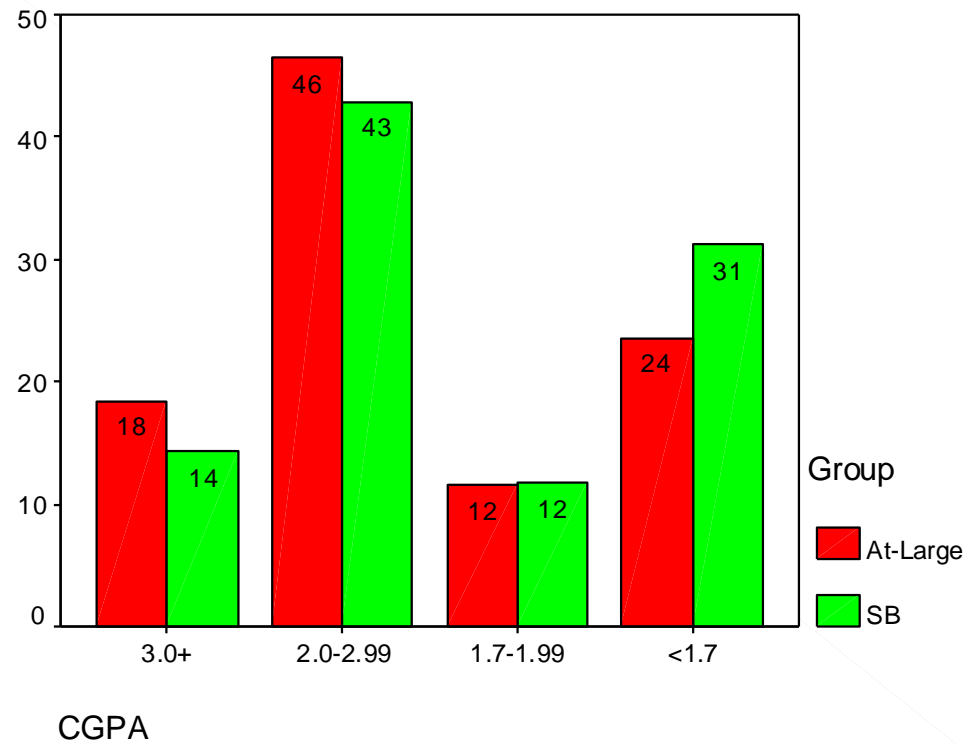
- A comprehensive program of intensive instruction, systematic advising and student development can bolster academic achievement, retention, and graduation in college students.

Status of (Blk) Students who "Dropped"

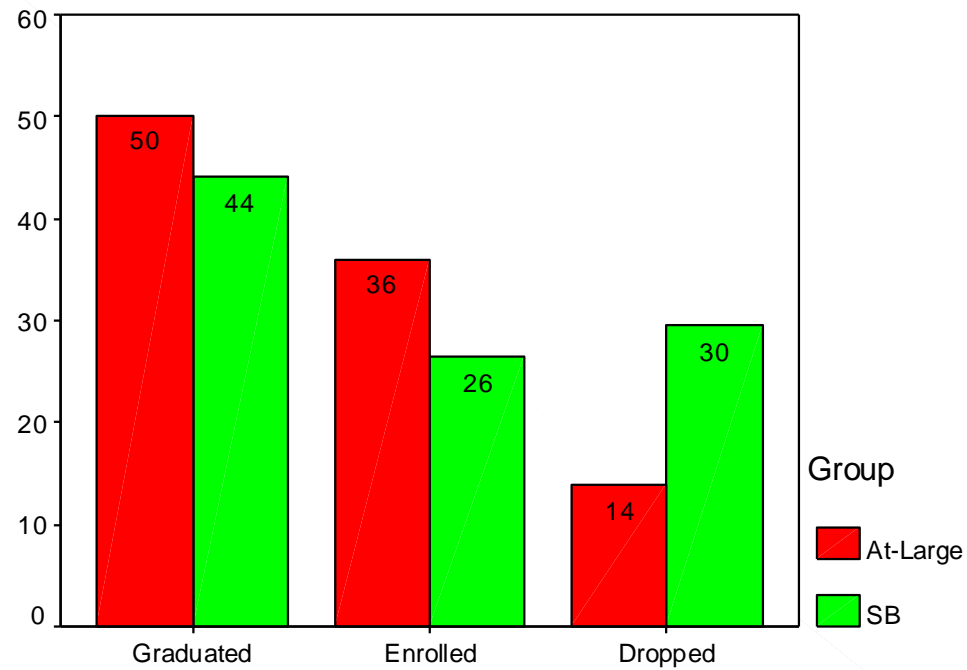


Cum. Credits/Standing (N=471)

CGPA of students who "Dropped"



Black Retention (1991-96)



Retention