

Supporting Information for “Influence of dynamic ozone dry deposition on ozone pollution”

O. E. Clifton^{1,2,3}, F. Paulot^{4,5}, A. M. Fiore^{1,2}, L. W. Horowitz⁴, G. Correa²,
C. B. Baublitz^{1,2}, S. Fares^{6,7}, I. Goded⁸, A. H. Goldstein⁹, C. Gruening⁸, A.
J. Hogg¹⁰, B. Loubet¹¹, I. Mammarella¹², J. W. Munger¹³, L. Neil¹⁴, P.
Stella¹⁵, J. Uddling¹⁶, T. Vesala^{12,17}, E. Weng^{18,19}

¹Department of Earth and Environmental Sciences, Columbia University, New York, New York, USA

²Lamont-Doherty Earth Observatory of Columbia University, Palisades, New York, USA

³Advanced Study Program, National Center for Atmospheric Research, Boulder, Colorado, USA

⁴National Oceanic and Atmospheric Administration Geophysical Fluid Dynamics Laboratory, Princeton, New Jersey, USA

⁵Program in Atmospheric and Oceanic Sciences, Princeton University, Princeton, New Jersey, USA

⁶Council of Agricultural Research and Economics, Research Centre of Forestry and Wood, Rome, Italy

⁷National Research Council, Institute of Bioeconomy, Rome, Italy

⁸European Commission, Joint Research Centre, Ispra, Italy

⁹Department of Environmental Science, Policy, and Management, University of California, Berkeley, California, USA

¹⁰Program in Technical Communication, College of Engineering, University of Michigan, Ann Arbor, Michigan, USA

¹¹National Institute for Agronomic Research UMR INRA/AgroParisTech ECOSYS, Université Paris-Saclay, Thiverval-Grignon,
France

¹²Institute for Atmospheric and Earth System Research/Physics, University of Helsinki, Helsinki, Finland

¹³School of Engineering and Applied Science and Department of Earth and Planetary Sciences, Harvard University, Cambridge,
Massachusetts, USA

¹⁴Hemmera, an Ausenco company, Ontario, Canada

¹⁵UMR SAD-APT, AgroParisTech, INRA, Université Paris-Saclay, Paris, France

March 16, 2020, 5:55pm

¹⁶Department of Biological and Environmental Sciences, University of Gothenburg, Gothenburg, Sweden

¹⁷Institute for Atmospheric and Earth System Research/Forest Sciences, University of Helsinki, Helsinki, Finland

¹⁸Center for Climate Systems Research, Columbia University, New York, New York, USA

¹⁹NASA Goddard Institute for Space Studies, New York, New York, USA

Contents of this file

1. Figures S1 to S4

Introduction

The supporting information includes supplementary figures.

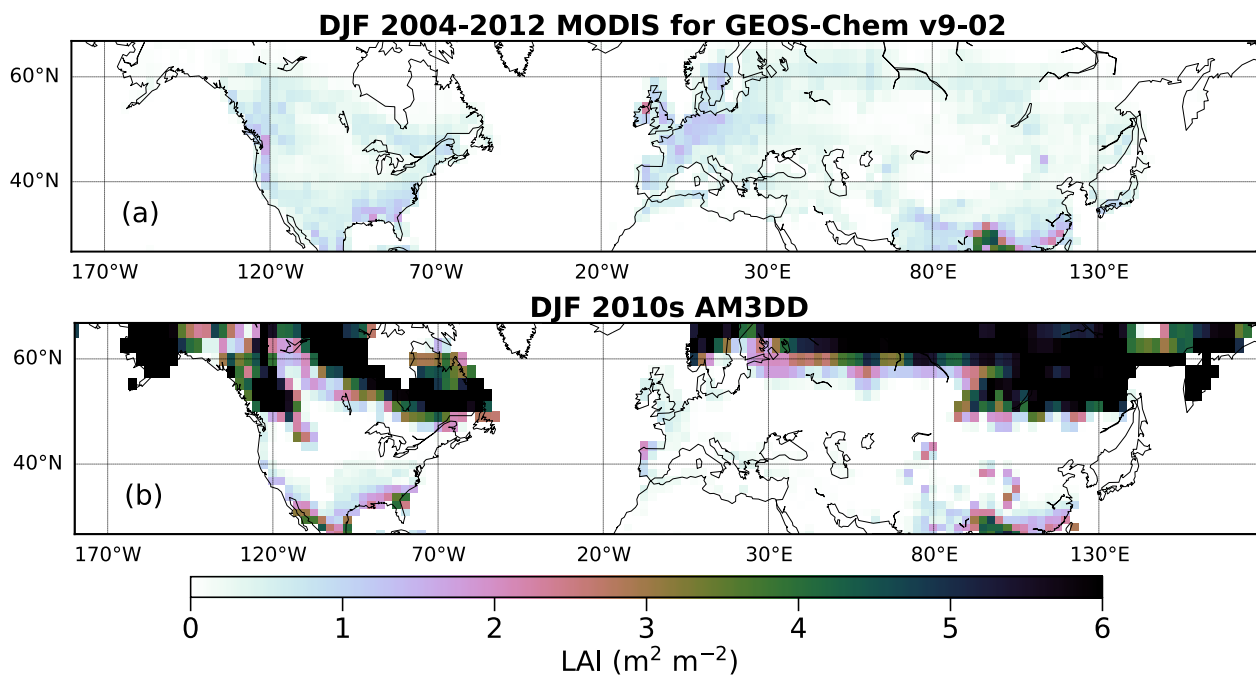


Figure S1. Winter (December-February, or DJF) leaf area index (LAI) from a satellite-based (MODIS) climatology for 2004-2014 used in GEOS-Chem v9-02 and for the 2010s AM3DD dynamic simulation.

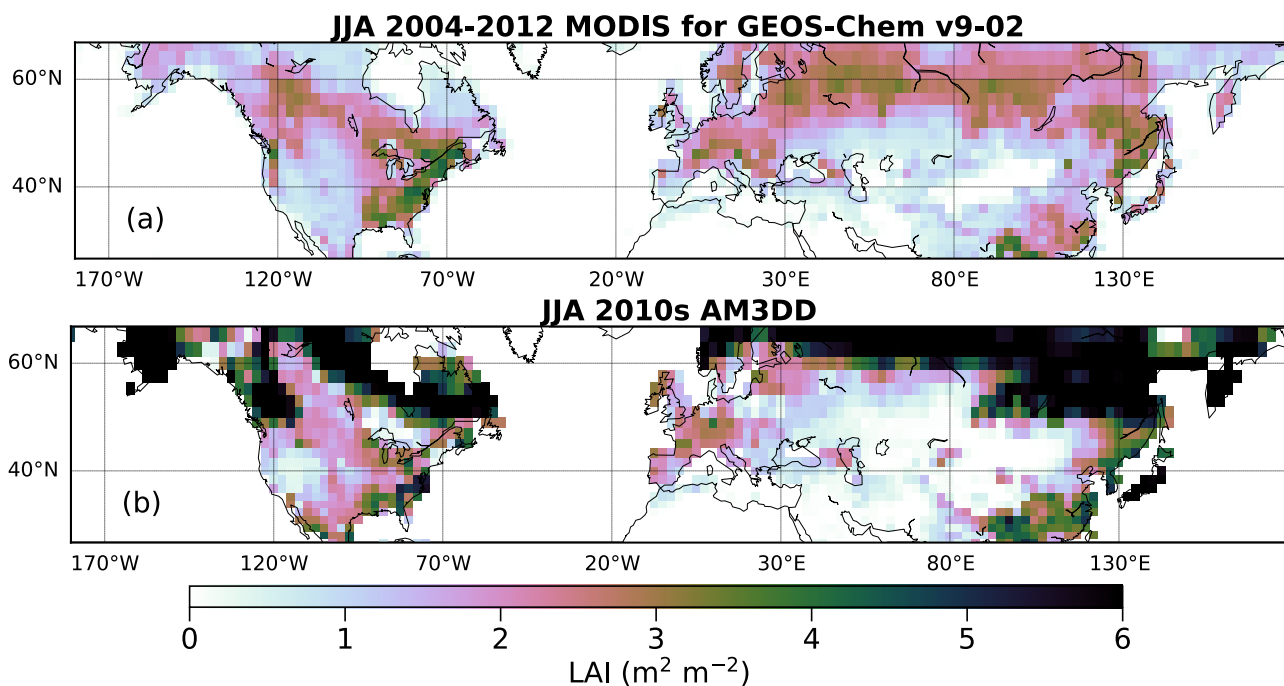


Figure S2. Summer (June-August, or JJA) leaf area index (LAI) from a satellite-based (MODIS) climatology for 2004-2014 used in GEOS-Chem v9-02 and for the 2010s AM3DD dynamic simulation.

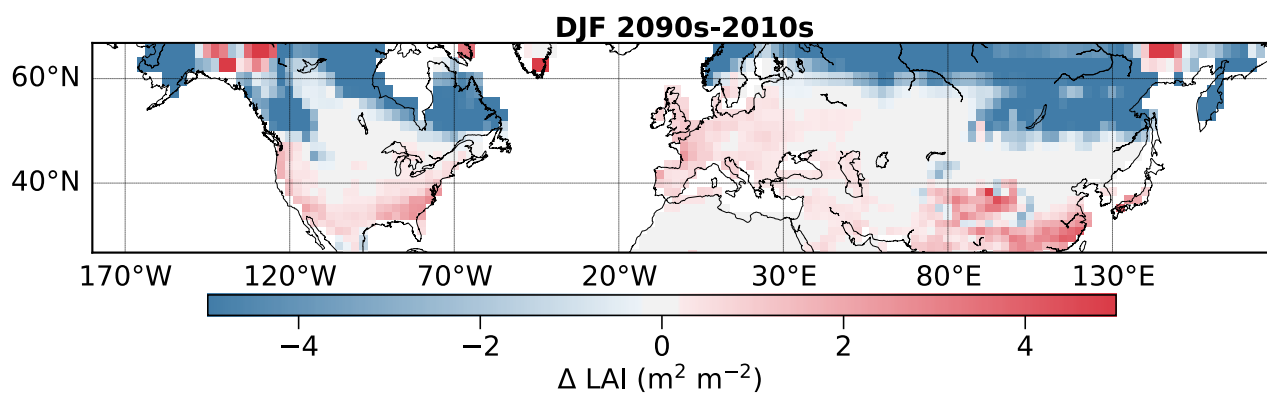


Figure S3. Winter (December-February, or DJF) change from 2010s to 2090s in leaf area index (LAI) in AM3DD (the dynamic simulations). Grid cells with less than 50% land are not shown.

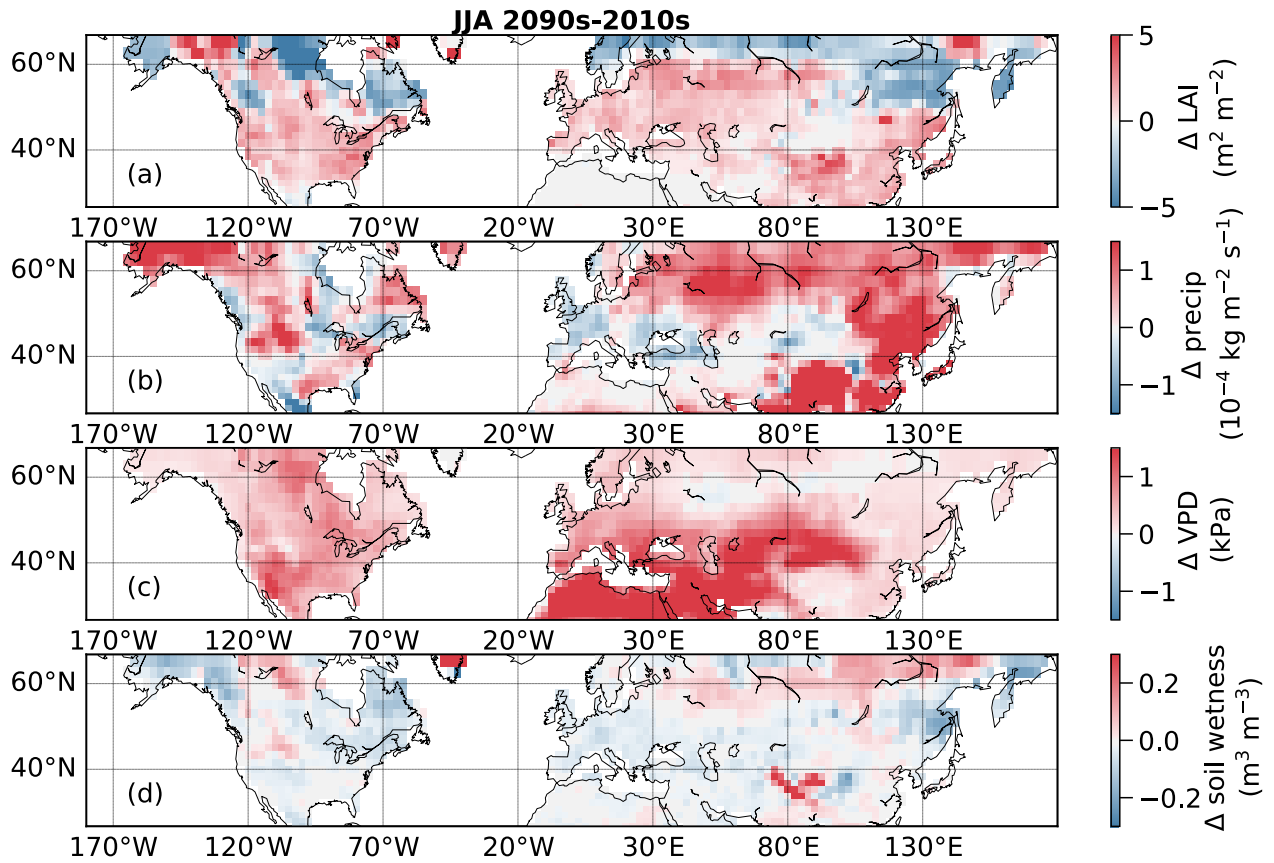


Figure S4. Summer (June-August, or JJA) change from 2010s to 2090s in quantities relevant for ozone dry deposition in AM3DD (the dynamic simulations). Grid cells with less than 50% land are not shown. VPD is atmospheric vapor pressure deficit. LAI is leaf area index.