

Reducing the Global Burden of Alcohol-Associated Liver Disease: A Blueprint for Action

Sumeet K. Asrani ^{1,*}, Jessica Mellinger ^{2,*}, Juan P. Arab ^{3,*} and Vijay H. Shah ⁴

Alcohol-associated liver disease (ALD) is a major driver of global liver related morbidity and mortality. There are 2.4 billion drinkers (950 million heavy drinkers) and the lifetime prevalence of any alcohol use disorder (AUD) is 5.1%-8.6%. In 2017, global prevalence of alcohol-associated compensated and decompensated cirrhosis was 23.6 million and 2.5 million, respectively. Combined, alcohol-associated cirrhosis and liver cancer account for 1% of all deaths worldwide with this burden expected to increase. Solutions for this growing epidemic must be multi-faceted and focused on both population and patient-level interventions. Reductions in ALD-related morbidity and mortality require solutions that focus on early identification and intervention, reducing alcohol consumption at the population level (taxation, reduced availability and restricted promotion), and solutions tailored to local socioeconomic realities (unrecorded alcohol consumption, focused youth education). Simple screening tools and algorithms can be applied at the population level to identify alcohol misuse, diagnose ALD using non-invasive serum and imaging markers, and risk-stratify higher-risk ALD/AUD patients. Novel methods of healthcare delivery and platforms are needed (telehealth, outreach, use of non-healthcare providers, partnerships between primary and specialty care/tertiary hospitals) to proactively mitigate the global burden of ALD. An integrated approach that combines medical and AUD treatment is needed at the individual level to have the highest impact. Future needs include (1) improving quality of ALD data and standardizing care, (2) supporting innovative healthcare delivery platforms that can treat both ALD and AUD, (3) stronger and concerted advocacy by professional hepatology

organizations, and (4) advancing implementation of digital interventions. (HEPATOLOGY 2021;73:2039-2050).

Alcohol-associated liver disease (ALD) is a major driver of global liver-related morbidity and mortality. Around the world, in 2016, alcohol use was associated with 3 million deaths (5.3% of all deaths), surpassing hypertension and diabetes combined.^(1,2) The purpose of our review is three-fold. First, we briefly review the global burden of ALD and place it in the context of relevant changes anticipated to drive future trends. Second, we discuss population-level screening for ALD and AUD for early recognition and management. Finally, we discuss strategies for mitigating the impact of ALD at the global level and offer focused solutions for delivering health care services at the regional and individual level.

CURRENT AND FUTURE BURDEN OF ALD

Alcohol Use and Misuse

In 2016, 2.4 billion people consumed alcohol (1.5 billion males and 0.9 billion females), and approximately 39.5% of these were heavy episodic

Abbreviations: ALD, alcohol associated liver disease; AUD, alcohol use disorder; AUDIT, Alcohol Use Disorders Identification Test; EMR, electronic medical record; NIAAA, National Institute of Alcohol Abuse and Alcoholism; OR, odds ratio; PEth, phosphatidylethanol; SDI, socio-demographic index; WHO, World Health Organization.

Received June 10, 2020; accepted September 8, 2020.

Additional Supporting Information may be found at onlinelibrary.wiley.com/doi/10.1002/hep.31583/supinfo.

Supported by a Baylor Foundation grant; the Chilean government through the Fondo Nacional de Desarrollo Científico y Tecnológico (FONDECYT 1200227) and the Comisión Nacional de Investigación Científica y Tecnológica (CONICYT PLA/Basal PFB12); Basal Centre for Excellence in Science and Technology); and a National Institute of Alcohol Abuse and Alcoholism K23 Career Development Award (K23 026333 to J.M.).

**These authors contributed equally to this work.*

© 2020 by the American Association for the Study of Liver Diseases.

View this article online at [wileyonlinelibrary.com](https://onlinelibrary.wiley.com).

DOI 10.1002/hep.31583

Potential conflict of interest: Nothing to report.

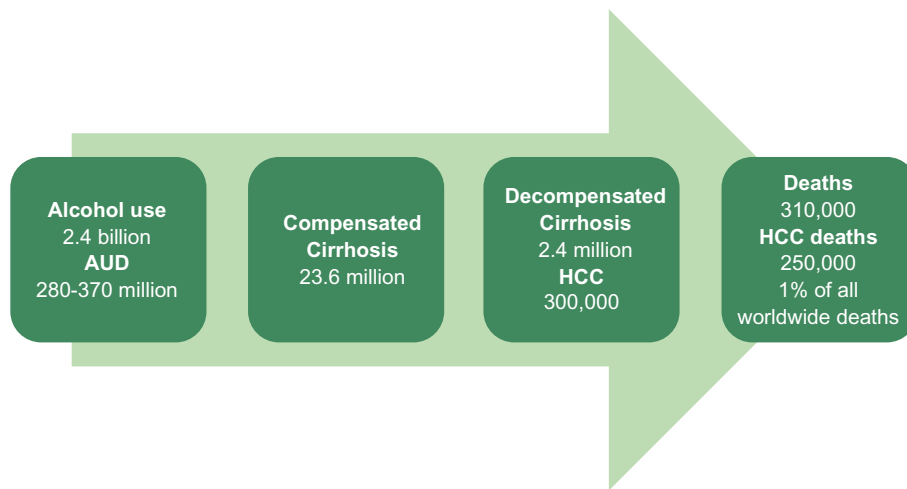


FIG. 1. Global burden of ALD. Abbreviation: HCC, hepatocellular carcinoma.

drinkers.^(1,2) Globally, per capita alcohol use rose from 5.7 L to 6.4 L over a 16-year period (2000-2016).^(1,3) Although the overall prevalence of heavy episodic drinking decreased, it rose in established drinkers, indicating that those who drink already are drinking more heavily than ever before.⁽¹⁾ Drinking among youth remains high (26.5%, age 15-19 years), with persistently high rates of heavy episodic drinking over the last 16 years (49.3% in 2000, 47.5% in 2010, and 45.7% in 2016). The prevalence of current drinkers is lower among women than men across most regions except for Southeast Asia and the Western Pacific region. However, the absolute number of currently drinking women and the amount of alcohol consumption has increased globally.^(1,2)

The most severe form of alcohol misuse, alcohol use disorder (AUD), is characterized by the accumulation of multiple symptoms of alcohol use: increasing use of alcohol despite negative consequences, and

persistent, unsuccessful attempts to stop.⁽⁴⁾ The lifetime prevalence of any AUD was 8.6% overall, ranging from a low of 0.7% (Iraq) to 22.7% (Australia).⁽⁵⁾ AUD symptoms persisted in 21%-37% of those who reported a history of AUD in the past.⁽⁵⁾ Importantly, comorbid mental health disorders were frequently present alongside AUDs and often preceded the onset of alcohol use.⁽⁶⁾ The adjusted odds ratio (OR) was 1.5 for lifetime presence of any mood disorder (OR = 1.8 for severe AUD), 4.1 for any drug use disorder (OR = 6.4 for severe AUD), and 1.5 for borderline personality disorder (OR = 2.5 for severe AUD).

ALD

Recently commissioned studies describe country and region-specific burden of liver disease in Europe (Hepahealth) as well as in Asia and Pacific regions⁽⁷⁻⁹⁾ (Fig. 1).

ARTICLE INFORMATION:

From the ¹Baylor University Medical Center, Dallas, TX; ²Division of Gastroenterology and Hepatology, University of Michigan, Ann Arbor, MI; ³Department of Gastroenterology and Hepatology, School of Medicine, Pontifical Catholic University of Chile, Santiago, Chile; ⁴Division of Gastroenterology and Hepatology, Mayo Clinic, Rochester, MN.

ADDRESS CORRESPONDENCE AND REPRINT REQUESTS TO:

Sumeet K. Asrani, M.D., M.Sc.
Baylor University Medical Center
Dallas, TX 75246

E-mail: Sumeet.Asrani@BSWHealth.org
Tel.: +1-214-820-8500

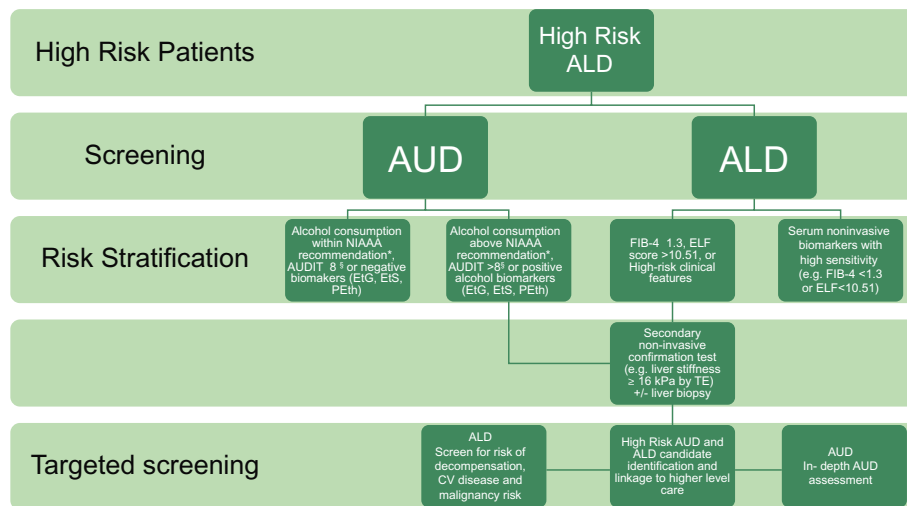


FIG. 2. Screening and risk stratification for ALD. *Daily and weekly doses within recommended standards of the NIAAA: ≤ 4 drinks per day for men and ≤ 3 drinks per day for women, and ≤ 14 drinks per week for men and ≤ 7 drinks per week for women. [§]AUDIT-C (a shorter version of AUDIT) is considered positive screening with a result ≥ 3 for women and ≥ 4 for men. ^oHigh-risk clinical features: aspartate aminotransferase/alanine aminotransferase ratio >2 , elevated gamma-glutamyltransferase, thrombocytopenia, jaundice, and stigmas of advanced liver disease. FIB-4 and ELF provided as representative non invasive markers. Abbreviations: CV, cardiovascular; ELF, Enhanced Liver Fibrosis; EtG, ethyl glucuronide; EtS, ethyl sulfate; FIB-4, Fibrosis-4 index; TE, transient elastography.

PREVALENCE OF ALCOHOL-ASSOCIATED CIRRHOSIS AND HEPATOCELLULAR CARCINOMA

Alcohol is responsible for about 21% of prevalent compensated cirrhosis cases. The global prevalence of alcohol-associated compensated cirrhosis remained stable at 13.5 million (290 per 100,000) in 1990 to 23.6 million (288 per 100,000) in 2017, but decompensated cirrhosis increased from 1.1 million (25 per 100,000) in 1990 to 2.5 million (30 per 100,000) in 2017.⁽³⁾ Regionally, the highest proportions are seen in Western Europe (42%–43%) and Central Europe (43%–46%). Alcohol was responsible for approximately 30% of hepatocellular carcinoma cases.⁽¹⁰⁾

Mortality

Cirrhosis due to alcohol use is responsible for 25% of all cirrhosis deaths (308,000, 0.5% of total deaths worldwide), and ALD cancer-related deaths account for 30% of all liver cancer deaths (250,000, 0.4% of deaths worldwide). Combined, alcohol-related cirrhosis and liver cancer account for 1% of all deaths worldwide, but may be underestimated. Alcohol as a diagnosis may be underreported as a cause of liver

disease due to social stigma.⁽¹¹⁾ In addition, alcohol is a cofactor in deaths attributed to other causes of liver disease.⁽¹²⁾ As expected, the highest proportions were seen in central Europe (44.0%), Western Europe (41.7%), and Andean Latin America (38.1%). However, by absolute numbers, 45% of all ALD-related deaths occurred in five countries (India, United States, Mexico, China, and Russia), and 21.6% of all ALD deaths worldwide occurred in India.^(1,3) Liver-related deaths in the Asia-Pacific region accounted for under half of the global ALD-related deaths.⁽⁷⁾

The burden of ALD is expected to increase.⁽¹³⁾ There are several measured and unmeasured factors driving this change, specifically, changes in drinking patterns, socio-economic factors, as well as relevant comorbidities such as obesity, that may affect the future burden of ALD.

SCREENING AND EARLY DIAGNOSIS AT THE POPULATION LEVEL: A BLUEPRINT FOR EARLY ACTION

Screening at the population level requires a practical approach (Fig. 2) as well as efficient care delivery methods for appropriate triage of patients with ALD and AUD (Fig. 3). An example that may be applicable to health care systems in the United States is shown in

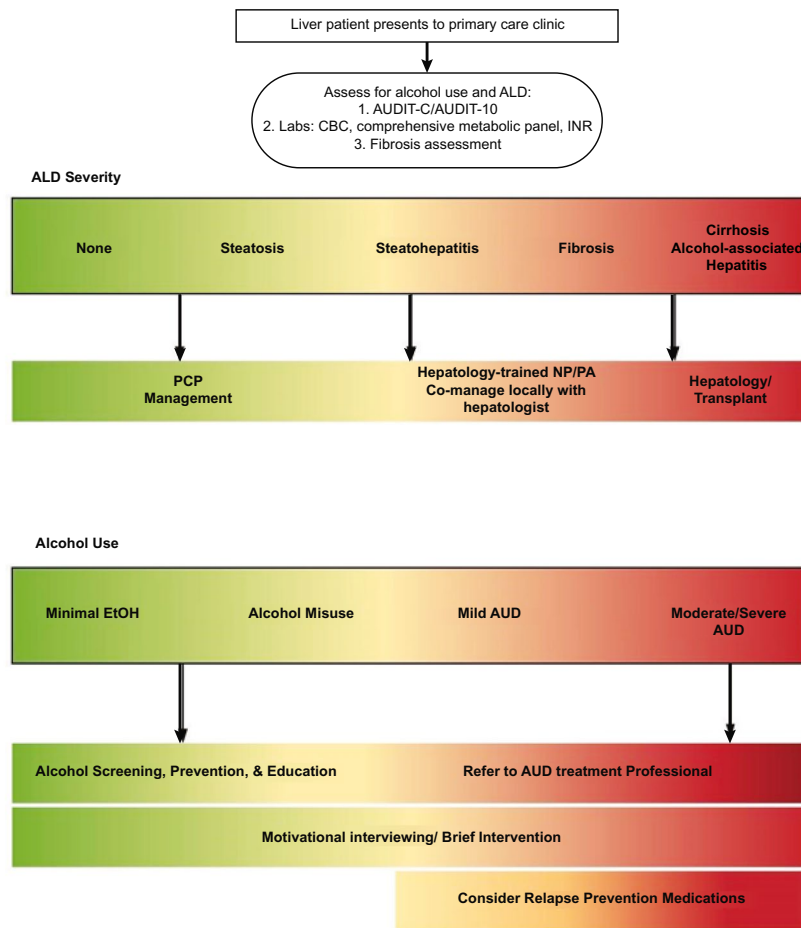


FIG. 3. Treatment paradigm for ALD and AUD. Abbreviations: CBC, complete blood count; INR, international normalized ratio; NP, nurse practitioner; PA, physician assistant; PCP, primary care physician; TE, transient elastography.

Supporting Fig. S1. There are several guiding principles. First, early detection and screening for AUD and ALD may be key for mitigating future burden. ALD is often detected at a late stage, when patients are more likely to present with decompensated cirrhosis.⁽¹⁴⁾ Consequently, there is an unmet need for effective and economically reasonable pathways to screen for AUD and ALD fibrosis *before* patients develop end-stage liver disease. Screening for presence of fibrosis using noninvasive imaging based markers in patients with ALD may be cost effective across different populations.⁽¹⁵⁾ Second, easy-to-use tools for ALD and AUD screening and linkage to treatment are needed. Alcohol misuse needs to be widely screened and linked directly to effective referrals to alcohol treatment personnel or pathways. Unfortunately, AUD treatment is limited by a shortage of providers, poor reimbursement, as well as patient

attitudinal barriers that must be overcome. Third, technology should be leveraged to effectively screen at the population level. Currently, most alcohol screening is linked to health care environments, potentially leaving those who do not interact with their health care system undiagnosed. Novel “screening extenders” (smartphone apps and other mobile health innovations) may be one approach to achieve greater population-level screening. Smartphone apps to assess alcohol use are abundant, but evidence for their efficacy in the general population is varied, and few, if any, have been tested in a population with ALD.⁽¹⁶⁾ In resource-rich areas, the use of electronic medical records (EMRs) may be able to assist in screening, risk-stratifying, and triaging patients to a care pathway through the creation of automated early warning systems for liver disease.⁽¹⁷⁾ Fourth, novel settings for screening need to be considered. Although

screening may be easily accomplished if related to a health care visit (e.g., “for cause” consultation for elevated liver enzymes), unrelated screening opportunities need to be explored, such as offering screening for alcohol misuse in all medical admissions in hospitals, with automatic referral to treatment services for those at the highest risk of dependency and risk for alcohol associated liver disease.⁽¹⁷⁾ Novel settings for alcohol use and ALD screening outside health care facilities should be pursued. Screening for hypertension at local barbershops frequented by African-American men was an effective screening approach and may be an example of a nontraditional health care setting for initial ALD and AUD screening or clinical interventions.⁽¹⁸⁾ Other novel settings for screening may include pharmacies, integration into annual wellness checks or annual employee vaccination drives, or at the time of driver’s license renewals. Finally, screening approaches need to be tailored to different regions of the world, especially in underserved areas. Smartphone technology is not simply an urban phenomenon; its penetration in rural areas is high and may be a potential medium for screening and intervention. Acceptance of smartphone and telehealth technology by patients with cirrhosis is high, leaving a potential untapped area for intervention.⁽¹⁹⁾ Screening approaches that leverage risk of liver disease and participants’ concern for their liver health may have more success than generic screening approaches.⁽²⁰⁾ Barriers to screening include social stigma, access to care, access to cost-effective screening tools, and attitudinal barriers (e.g., denial of alcohol use problems, lack of perceived need to alcohol use treatment).

DIAGNOSING AUD: BUILDING ON THE SCREENING BLUEPRINT

The diagnosis of AUD is best made with an individual interview. Although adapting this at a population level is difficult, screening tests may identify the high-risk patient who would benefit from more in-depth questioning. A combination of consumption patterns, validated questionnaires for screening, and alcohol biomarkers may help providers know when to refer to an alcohol treatment professional for a more thorough diagnosis of a potential AUD and any underlying mental health disorder or comorbid substance use disorder. The Alcohol Use Disorders Identification Test (AUDIT) can differentiate between more severe alcohol dependence

(mod/severe AUD) and less risky drinking.⁽²¹⁾ A shorter version, AUDIT-C, has 73% sensitivity and 91% specificity for AUD, and 85% sensitivity and 89% specificity for detecting alcohol dependence.⁽²²⁾ In addition, it has been adapted in regional languages and validated in several patient populations.⁽²³⁾ Biomarkers may increase sensitivity for detection of alcohol use beyond self-report methods.⁽²⁴⁾ Direct markers of alcohol metabolism, such as ethyl glucuronide, ethyl sulfate, and phosphatidylethanol (PEth), have the benefit of higher specificity. Urine markers may be detectable in urine up to 90 hours after alcohol ingestion (reported sensitivity of 62%-89% and specificity of 93%-99%). Serum markers such as PEth may detect use for 28 days (reported sensitivity of 90%-99% and specificity of 100%). Although not diagnostic of an alcohol use disorder on their own, alcohol biomarkers should be used, particularly when a patient has more concerning alcohol misuse, as these may aid identification of slips or relapses and facilitate engagement with alcohol use treatment where needed.^(24,25)

DIAGNOSIS OF LIVER DISEASE: EXPANDING THE BLUEPRINT

Population-level screening with a combination of noninvasive markers may help identify patients at highest risk. Patented and nonpatented serum markers for noninvasive liver disease assessment may play a role in early diagnosis. As an example, the Enhanced Liver Fibrosis score is predictive of clinical outcomes, including liver-related mortality, and may be useful as a screening test within primary care.^(26,27) The Fibrosis-4 index, a widely used, nonpatented index (age, aminotransferases, and platelet count) may have a lower accuracy than patented markers, but could have broad applications for screening at the population level across different socio-demographic index (SDI) regions.^(15,28) Other markers such as FibroTest, aspartate aminotransferase-to-platelet ratio index, and Hepamet may also play a role.⁽²⁸⁾

In addition to serum biomarkers, liver stiffness measurement (LSM) by transient elastography has good diagnostic performance to exclude significant fibrosis or cirrhosis in patients first assessed for ALD across Asian and European populations.⁽¹⁵⁾ Cutoff values for presence of cirrhosis in ALD may be higher compared with other diseases. LSM closely correlates with the

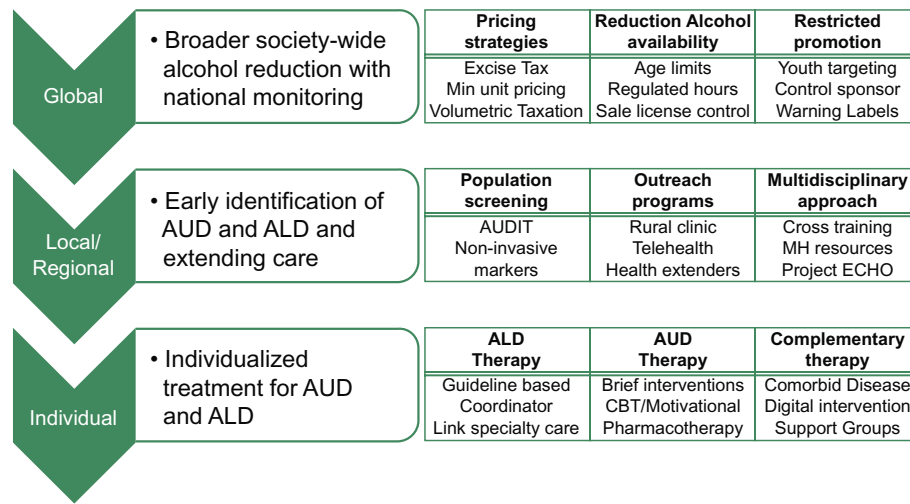


FIG. 4. Suggested strategies to mitigate the impact of ALD at the global, local/regional, and individual level. Abbreviations: CBT, cognitive behavioral therapy; ECHO, Extension for Community Healthcare Outcomes; MH, mental health.

degree of fibrosis and has good diagnostic performance to exclude \geq F3 fibrosis or cirrhosis in patients first assessed for ALD with sensitivity of 91% (81%-97%), specificity of 95% (91%-98%), and area under the receiver operating characteristic curve of 0.90-0.97.⁽²⁸⁾ These tools may be more helpful at the population level to rule out liver disease (higher negative predictive value). Due to availability, imaging-based screening may be second-line for those at intermediate or high risk for ALD. Noninvasive screening for advanced alcohol-related fibrosis is a cost-effective intervention when a positive screening tool triggers the appropriate referral to more specialized care (e.g., magnetic resonance elastography, hepatologists, transplant centers), and tailored to the prevalence of advanced fibrosis.⁽²⁷⁾

DELIVERING TARGETED INTERVENTIONS: BROADENING THE BLUEPRINT TO POLICY AND POPULATIONS

Although treatment needs to be focused on the individual, a combination of global and regional interventions is needed to decrease the number of potential people at risk⁽²⁹⁾ (Fig. 4). Three broad goals are (1) society-wide alcohol reduction (global solutions), (2) early identification of AUD and ALD (regional and local level), and (3) personalized treatment for AUD and ALD (individual level).

Global Solutions

The World Health Organization (WHO) has led a number of initiatives at a global level to decrease the impact of alcohol.⁽³⁰⁾ Of these, three are highlighted as “best buys” and include taxation, reduced availability, and restricted promotion to reduce per-capita alcohol consumption.

PRICING STRATEGIES

The price of alcohol purchase is the single strongest driver of alcohol consumption at a per-capita population level. Strategies include a national alcohol policy, price regulation (minimum unit pricing of alcohol or a set price below which alcohol beverages cannot be sold), and taxation of alcohol beverages. Although most countries have alcohol excise taxes, less than half use alternate strategies such as adjusting taxes to keep up with inflation and income levels, imposing minimum pricing policies, volumetric taxes, or banning below-cost selling or volume discounts.⁽³⁰⁾ When pricing rises, alcohol consumption and alcohol-related liver disease burden decreases, and these gains are often felt most in those with the highest amount of alcohol use and in the lower socioeconomic status groups.⁽³¹⁻³³⁾ However, the impact of pricing policies may be variable, especially for low-income moderate drinkers compared with high-income heavy drinkers who can absorb pricing changes. Conversely, when prices are dropped through reduced taxation and

other mechanisms, alcohol consumption and alcohol-related death rates increase.⁽⁷⁻⁹⁾ Blunting the impact of unrecorded alcohol use is another concern. In lower SDI countries, alcohol products may be home-brewed in an unregulated manner, leaving a large percentage of alcohol use unmeasured and “unseen.” This results in an inability to regulate by government measures and adds another dimension of health toxicity from products used in home-brewing that may have adverse health consequences.⁽³⁴⁾ This translates into lower SDI regions having higher mortality for alcohol-attributable causes, despite reporting lower levels of recorded consumption.⁽³⁵⁾ In Central America, for example, where homemade alcohol consumption is high, pricing policies may not have the desired effect.

REDUCTION IN AVAILABILITY OF ALCOHOL

In addition to direct taxation, regulation of days and hours of alcohol sales, and control over the sale of liquor licenses and constraints on alcohol sale outlets may help.⁽³⁶⁻³⁸⁾ There is benefit in establishing a minimum legal purchasing age, but age restrictions vary globally, and policy impact likewise varies.⁽³⁹⁾ The effect of establishing a minimum legal drinking age on alcohol-related chronic disease mortality may be more pronounced in those who do not attend college.⁽⁴⁰⁾ Although educational initiatives have been viewed as less effective in influencing per-capita alcohol consumption at a national level compared with policies that regulate the price of sale, there are some notable exceptions. Iceland was able to reduce its alcohol and drug use in younger individuals from 42% to 5% over a period of two decades with the implementation of several policy principles. This included (1) introducing a curfew, beyond which youth needed to be off public streets; (2) parents signing a pledge that they will not allow their teens to drink alcohol; (3) a purposeful increase in family time at night; (4) increasing after-school activities, including voucher programs to incentivize; (5) survey-based measurements and research aims to lower teen alcohol and illicit substance consumption; and (6) engaging politicians to assist in policy development and implementation to support these initiatives.⁽⁴¹⁾ The Icelandic experience shows that effective alcohol policy at a population level will likely need to be targeted to specific populations (in this case, youth) and involve a multifaceted approach to achieve success.

RESTRICTED PROMOTION

A focus on protecting children from alcohol marketing as well as targeting clinicians is advised.⁽⁴²⁾ Government policies should regulate marketing promotions at the level of sports, standardize alcohol warning label messaging, and limit advertising targeting vulnerable populations, especially young individuals and, more recently, women.^(43,44) Controls need to be placed on content and volume of marketing, decreased connections with youth-related activities, limited use of digital media, and increased oversight by public health at the country level.^(45,46) Challenges to these government interventions exist, including lobbying initiatives from contrarian groups.⁽⁴⁷⁾

REGIONAL AND LOCAL SOLUTIONS: CHANGING THE HEALTH CARE DELIVERY BLUEPRINT THROUGH DIGITAL SOLUTIONS

Innovative models of health care delivery that leverage novel telehealth initiatives (provider to patient and provider to provider) are needed to expand the reach for screening and interventions at the state or health system level.

Identifying High-Risk Populations

Based on resource availability, infrastructure needs to be in place for implementing screening and linkage to treatment for AUD and ALD (Fig. 3). Such models will need to be adapted to local circumstances and may include use of regional data to identify areas of highest risk within a system's reach (e.g., use of hospitalization data for referral patterns or alcohol sales patterns in resource-poor countries) and EMRs in resource-rich countries for implementing screening. There has been some success in identifying patients with cirrhosis in an EMR for population health management using natural language processing or algorithm-based identification of target population.⁽⁴⁸⁾

Linkage to Treatment

Critical to improving care for patients with ALD is “knowledge extension.” Expanding the expertise of providers without having more providers will require

digital solutions. Appropriate referral pathways tailored to regional and local characteristics are important for efficient and appropriate use of existing provider networks.⁽⁴⁹⁾ For large health care systems, this may include development of networks of outreach clinics, with some areas able to implement integrated multidisciplinary ALD clinics that incorporate both mental health and hepatology providers in caring for patients with more advanced ALD.⁽⁵⁰⁾ The establishment of acute liver services in district general hospitals linked with regional specialist centers for more complex investigations and treatment has been implemented successfully in the United Kingdom.⁽⁵¹⁾ Moreover, even advanced care (e.g., upper gastrointestinal endoscopy, elastography, imaging) can be brought to the high-risk regions by coordinated outreach activities. For example, in India, the Rural Health Care Project, a network of modified buses with self-sufficient water and electric supply serving as mobile hospitals with diagnostic capabilities (in-person visits, testing, and procedures) and telemedicine capacities can provide free local health care to underserved populations.⁽⁵²⁾ Other options are the implementation of provider-to-provider teleconsultation models, which allow access to specialist evaluation or co-management with other trained providers in the community. The Extension for Community Healthcare Outcomes (ECHO) model has been used successfully for substance-use treatment as well as liver disease care.^(53,54) Use of nonspecialist, informal health worker extenders in the community has also been met with success.⁽⁵⁵⁾

Innovative Clinics

At the clinic level, cross training gastroenterology and hepatology providers to offer substance abuse care, primary care to assist with risk stratification of ALD and AUD, combined with telemedicine to deliver care across a wide geographic area, and interface with networks of multidisciplinary providers may help extend the reach of ALD care through efficient use of existing resources.⁽⁵⁶⁾ Dedicated multidisciplinary clinics may help to treat ALD and AUD, given that integrated therapy with cognitive behavioral therapy and medical care increases abstinence.⁽⁵⁷⁾ In the future, digital interventions via smartphone for reducing hazardous and harmful alcohol consumption, alcohol-related problems, or both, for people living in the community may be helpful.⁽⁵⁸⁾ Slips and relapses to alcohol use

occur outside of the clinic, and, as such, the time for intervention before these events frequently goes unnoticed. Mobile health interventions, particularly if they have a component of “just-in-time” access to alcohol-use interventions during times of crisis, may be well-suited to this population. Although not developed specifically for patients with ALD, there are many proprietary web and smartphone applications that assist in alcohol-use treatment and recovery and have an evidence base to support their effectiveness, which could be applied to patients with ALD and AUD.⁽⁵⁹⁾

DELIVER TARGETED INTERVENTIONS: A BLUEPRINT FOR INDIVIDUALIZED PATIENT-LEVEL CARE

Treatment of ALD

Recent guidelines^(35,60,61) provide further recommendations for clinical management and will not be reviewed here.

Treatment of AUD

Access to robust mental health care remains low for substance use disorders (11%) and AUD treatment (10%), with only 0.4% receiving any Food and Drug Administration–approved relapse prevention medication.^(62,63) Barriers vary from attitudinal barriers (not feeling like they need treatment), to logistical barriers (lack of insurance coverage, distance from available AUD treatment), to concerns about anonymity and dislike of available AUD treatment modalities.⁽⁶⁴⁾ AUD treatment is effective and reduces the risk of hepatic decompensation by 15%.⁽⁶³⁾ Where possible, hepatologists should liaise with their local mental health and substance-use providers to develop multidisciplinary clinics to treat patients with advanced ALD, many of whom have moderate to severe AUD and comorbid mental health and substance-use disorders. Integrated care, with mental health providers in the clinic, produced improved rates of alcohol abstinence, with cognitive behavior therapy and motivational enhancement therapy modalities providing benefit.⁽⁵⁷⁾ Motivational interviewing is an evidence-based approach to assist ambivalent patients in moving toward changing unhealthy habits.⁽⁶⁵⁾ Targeted, liver-focused feedback, in which alcohol use and cessation is linked directly to

changes in liver function and risk of developing worsening liver disease, can help patients decrease alcohol use in a primary care setting.⁽²⁰⁾ Although Alcoholics Anonymous is a popular, free, and easily accessible means of support for alcohol cessation, many patients with ALD dislike this modality.⁽⁶⁴⁾ Clinic assessments of alcohol treatment preference, such as for group therapies versus one-on-one treatment, longer or shorter duration of treatment, or involvement of family members, may help give patients more agency in their choice of alcohol treatment and improve the likelihood of attendance. Treatment locators, such as the National Institute of Alcohol Abuse and Alcoholism (NIAAA) treatment navigator (<https://alcoholtreatment.niaaa.nih.gov>) and the Substance Abuse and Mental Health Administration treatment locator (www.findtreatment.samhsa.gov), can help patients and clinicians educate themselves about treatment options and find nearby substance-use treatment resources. Likewise, regional resources need to be identified and highlighted in a synchronized manner. The use of relapse prevention medications is recommended by society guidelines.^(61,66)

Conclusion and Future Directions

Future needs include the following:

1. *Improving quality of ALD data and standardizing care:* Certain countries may have low rates of reporting, potentially related to social stigma, low availability and quality of data, and poorly standardized definitions and diagnostic criteria. Standard drink sizes and recommendations differ worldwide from 8 g of alcohol (United Kingdom), to 14 g (United States), to 20 g (Japan). A concerted effort is needed across regions to standardize definitions of alcohol use and alcohol content, to facilitate generalizability of interventions and ease international research in alcohol use and ALD. As an example, consensus on a certain amount that constitutes a standard drink (e.g., 10 g) as well as labeling of beverages with the number of standard drinks, may be helpful.
2. *Standardizing nomenclature as well as definitions:* Uniform nomenclature should be used by professional societies for ALD and AUD. Definitions proposed by the NIAAA and *Diagnostic and Statistical Manual of Mental Disorders, 5th Edition*, may be potential starting points.
3. *Supporting innovative health care delivery platforms that can treat both ALD and AUD:* At the present time, much of the focus is on *boots on the ground* interventions from impassioned mission-oriented physicians and other health care providers who decide to participate and contribute to care in these regions. There needs to be a concerted effort to cross train local providers and nonmedical extenders. In the future, populations lacking access to care may benefit from interventions that incorporate digital technologies that allow biomonitoring and connected care.
4. *Advancing implementation of digital interventions:* Workforce limitations exist for both liver and substance-use providers, and these limitations in numbers are unlikely to change rapidly. Implementing digital interventions to increase screening in health care systems, linkage to alcohol use and hepatology care (through e-consultations, Extension for Community Healthcare Options-like models, remote monitoring), collating community resources for mental health and addiction services, and digital interventions to decrease alcohol use are critical to improving care for patients with ALD.
5. *Stronger advocacy by liver societies:* There remains a disparity between burden of liver disease attributed to alcohol and the relative research attention focused on ALD.⁽⁶⁷⁾ Engagement and a stronger position taken by hepatology professional societies to eradicate infectious liver diseases such as hepatitis C and hepatitis B, including vaccination strategies, screening for infection, and treatment, has led to several benefits. It will be critical to begin to adapt some of the infrastructures used for these initiatives toward global alcohol consumption, although the tactics will vary, given the distinctively different nature of alcohol as a precipitant of liver disease compared with viral etiologies. In this regard, the WHO, nongovernmental organizations, and societies have provided varying levels of engagement for the global problem. Endorsement of the WHO global “best buys” for effective interventions may foster further collaboration.⁽³⁰⁾ In addition, a joint curriculum endorsed by liver, psychiatry, and addiction medicine professional societies would be

helpful. In addition, comparative research on cost effectiveness of various screening methods in diverse populations is needed.

Given the increasing burden of ALD and AUD worldwide, strategies to screen and provide care must be implemented at multiple levels and will require robust communication and coordination at all levels. With efficient, smart targeting of tailored local solutions and broader adoption of society-level solutions through improved alcohol policies, the tide of ALD and AUD may begin to turn.

Author Contributions: S.K.A., J.M., J.P.A., and V.H.S.: substantial contributions to conception and design, acquisition of data, or analysis and interpretation of data; drafting the article or revising it critically for important intellectual content; and final approval of the version to be published.

REFERENCES

- GBD 2016 Alcohol Collaborators. Alcohol use and burden for 195 countries and territories, 1990-2016: a systematic analysis for the Global Burden of Disease Study 2016. *Lancet* 2018;392:1015-1035.
- World Health Organization. *Global Report on Alcohol and Related Conditions*. Geneva, Switzerland: WHO; 2018.
- GBD 2017 Cirrhosis Collaborators. The global, regional, and national burden of cirrhosis by cause in 195 countries and territories, 1990-2017: a systematic analysis for the Global Burden of Disease Study 2017. *Lancet Gastroenterol Hepatol* 2020;5:245-266.
- American Psychiatric Association, American Psychiatric Association, DSM-5 Task Force. *Diagnostic and Statistical Manual of Mental Disorders: DSM-5*. 5th ed. Arlington, VA: American Psychiatric Association; 2013:xiv, 947.
- Glantz MD, Bharat C, Degenhardt L, Sampson NA, Scott KM, Lim CCW, et al. The epidemiology of alcohol use disorders cross-nationally: findings from the World Mental Health Surveys. *Addict Behav* 2020;102:106128.
- Grant BF, Goldstein RB, Saha TD, Chou SP, Jung J, Zhang H, et al. Epidemiology of DSM-5 alcohol use disorder: results from the National Epidemiologic Survey on Alcohol and Related Conditions III. *JAMA Psychiatr* 2015;72:757-766.
- Sarin SK, Kumar M, Eslam M, George J, Al Mahtab M, Akbar SMF, et al. Liver diseases in the Asia-Pacific region: a *Lancet Gastroenterology & Hepatology Commission*. *Lancet Gastroenterol Hepatol* 2020;5:167-228.
- Menon GR, Singh L, Sharma P, Yadav P, Sharma S, Kalaskar S, et al. National burden estimates of healthy life lost in India, 2017: an analysis using direct mortality data and indirect disability data. *Lancet Glob Health* 2019;7:e1675-e1684.
- Pimpin L, Cortez-Pinto H, Negro F, Corbould E, Lazarus JV, Webber L, et al. Burden of liver disease in Europe: epidemiology and analysis of risk factors to identify prevention policies. *J Hepatol* 2018;69:718-735.
- Global Burden of Disease Liver Cancer Collaboration, Akinyemiju T, Abera S, Ahmed M, Alam N, Alemayohu MA, Allen C, et al. The burden of primary liver cancer and underlying etiologies from 1990 to 2015 at the global, regional, and national level: results from the Global Burden of Disease Study 2015. *JAMA Oncol* 2017;1683-1691.
- Wong T, Dang K, Ladhani S, Singal AK, Wong RJ. Prevalence of alcoholic fatty liver disease among adults in the United States, 2001-2016. *JAMA* 2019;321:1723-1725.
- Asrani SK, Larson JJ, Yawn B, Therneau TM, Kim WR. Underestimation of liver-related mortality in the United States. *Gastroenterology* 2013;145:375-382.e371-372.
- Guirguis J, Chhatwal J, Dasarathy J, Rivas J, McMichael D, Nagy LE, et al. Clinical impact of alcohol-related cirrhosis in the next decade: estimates based on current epidemiological trends in the United States. *Alcohol Clin Exp Res* 2015;39:2085-2094.
- Mellinger JL, Shedden K, Winder GS, Tapper E, Adams M, Fontana RJ, et al. The high burden of alcoholic cirrhosis in privately insured persons in the United States. *HEPATOLOGY* 2018;68:872-882.
- Serra-Burriel M, Graupera I, Toran P, Thiele M, Roulot D, Wai-Sun Wong V, et al. Transient elastography for screening of liver fibrosis: cost-effectiveness analysis from six prospective cohorts in Europe and Asia. *J Hepatol* 2019;71:1141-1151.
- Colbert S, Thornton L, Richmond R. Smartphone apps for managing alcohol consumption: a literature review. *Addict Sci Clin Pract* 2020;15:17.
- Westwood G, Meredith P, Atkins S, Greengross P, Schmidt PE, Aspinall RJ. Universal screening for alcohol misuse in acute medical admissions is feasible and identifies patients at high risk of liver disease. *J Hepatol* 2017;67:559-567.
- Victor RG, Lynch K, Li N, Blyler C, Muhammad E, Handler J, et al. A cluster-randomized trial of blood-pressure reduction in black barbershops. *N Engl J Med* 2018;378:1291-1301.
- Louissaint J, Lok AS, Fortune BE, Tapper EB. Acceptance and use of a smartphone application in cirrhosis. *Liver Int* 2020;40:1556-1563.
- Sheron N, Moore M, O'Brien W, Harris S, Roderick P. Feasibility of detection and intervention for alcohol-related liver disease in the community: the Alcohol and Liver Disease Detection Study (ALDDeS). *Br J Gen Pract* 2013;63:e698-e705.
- Johnson JA, Lee A, Vinson D, Seale JP. Use of AUDIT-based measures to identify unhealthy alcohol use and alcohol dependence in primary care: a validation study. *Alcohol Clin Exp Res* 2013;37(Suppl. 1):E253-E259.
- Bush K, Kivlahan DR, McDonell MB, Fihn SD, Bradley KA. The AUDIT alcohol consumption questions (AUDIT-C): an effective brief screening test for problem drinking. *Ambulatory Care Quality Improvement Project (ACQUIP)*. *Alcohol Use Disorders Identification Test*. *Arch Intern Med* 1998;158:1789-1795.
- Pal HR, Jena R, Yadav D. Validation of the Alcohol Use Disorders Identification Test (AUDIT) in urban community outreach and de-addiction center samples in north India. *J Stud Alcohol* 2004;65:794-800.
- Fleming MF, Smith MJ, Oslakovic E, Lucey MR, Vue JX, Al-Saden P, et al. Phosphatidylethanol detects moderate-to-heavy alcohol use in liver transplant recipients. *Alcohol Clin Exp Res* 2017;41:857-862.
- Lee BP, Terrault NA. Return to alcohol use after liver transplant: patterns and surveillance. *Clin Liver Dis (Hoboken)* 2018;12:160-164.
- Parkes J, Roderick P, Harris S, Day C, Mutimer D, Collier J, et al. Enhanced liver fibrosis test can predict clinical outcomes in patients with chronic liver disease. *Gut* 2010;59:1245-1251.

- 27) Asphaug L, Thiele M, Krag A, Melberg HO, The GALAXY Consortium. Cost-effectiveness of noninvasive screening for alcohol-related liver fibrosis. *HEPATOLOGY* 2020;71:2093-2104.
- 28) Thiele M, Madsen BS, Hansen JF, Detlefsen S, Antonsen S, Krag A. Accuracy of the enhanced liver fibrosis test vs fibrotest, elastography, and indirect markers in detection of advanced fibrosis in patients with alcoholic liver disease. *Gastroenterology* 2018;154:1369-1379.
- 29) Askgaard G, Kjaer MS, Tolstrup JS. Opportunities to prevent alcoholic liver cirrhosis in high-risk populations: a systematic review with meta-analysis. *Am J Gastroenterol* 2019;114:221-232.
- 30) Rekke VPd. Global Status Report on Alcohol and Health 2018: Executive Summary. Geneva, Switzerland: World Health Organization; 2018.
- 31) O'Donnell A, Anderson P, Jane-Llopis E, Manthey J, Kaner E, Rehm J. Immediate impact of minimum unit pricing on alcohol purchases in Scotland: controlled interrupted time series analysis for 2015-18. *BMJ* 2019;366:15274.
- 32) Jiang H, Livingston M, Room R, Callinan S, Marzan M, Brennan A, et al. Modelling the effects of alcohol pricing policies on alcohol consumption in subpopulations in Australia. *Addiction* 2020;115:1038-1049.
- 33) Wagenaar AC, Tobler AL, Komro KA. Effects of alcohol tax and price policies on morbidity and mortality: a systematic review. *Am J Public Health* 2010;100:2270-2278.
- 34) Neufeld M, Rehm J. Effectiveness of policy changes to reduce harm from unrecorded alcohol in Russia between 2005 and now. *Int J Drug Policy* 2018;51:1-9.
- 35) Arab JP, Roblero JP, Altamirano J, Bessone F, Chaves Araujo R, Higuera-De la Tijera F, et al. Alcohol-related liver disease: clinical practice guidelines by the Latin American Association for the Study of the Liver (ALEH). *Ann Hepatol* 2019;18:518-535.
- 36) Gray-Phillip G, Huckle T, Callinan S, Parry CDH, Chaiyasong S, Cuong PV, et al. Availability of alcohol: location, time and ease of purchase in high- and middle-income countries: data from the International Alcohol Control Study. *Drug Alcohol Rev* 2018;37(Suppl. 2):S36-S44.
- 37) Casswell S, Huckle T, Wall M, Parker K, Chaiyasong S, Parry CDH, et al. Policy-relevant behaviours predict heavier drinking and mediate the relationship with age, gender and education status: analysis from the International Alcohol Control Study. *Drug Alcohol Rev* 2018;37(Suppl. 2):S86-S95.
- 38) White V, Azar D, Faulkner A, Coomber K, Durkin S, Livingston M, et al. Adolescents' alcohol use and strength of policy relating to youth access, trading hours and driving under the influence: findings from Australia. *Addiction* 2018;113:1030-1042.
- 39) Wagenaar AC, Toomey TL. Effects of minimum drinking age laws: review and analyses of the literature from 1960 to 2000. *J Stud Alcohol Suppl* 2002;14:206-225.
- 40) Plunk AD, Krauss MJ, Syed-Mohammed H, Hur M, Cavzos-Rehg PA, Bierut LJ, et al. The impact of the minimum legal drinking age on alcohol-related chronic disease mortality. *Alcohol Clin Exp Res* 2016;40:1761-1768.
- 41) Young E. How Iceland got teens to say no to drugs. *The Atlantic*; 2017 Jan 19.
- 42) Finan LJ, Lipperman-Kreda S, Grube JW, Balassone A, Kaner E. Alcohol marketing and adolescent and young adult alcohol use behaviors: a systematic review of cross-sectional studies. *J Stud Alcohol Drugs Suppl* 2020;19:42-56.
- 43) Ibitoye M, Kaaya S, Parker R, Likindikoki S, Ngongi L, Sommer M. The influence of alcohol outlet density and advertising on youth drinking in urban Tanzania. *Health Place* 2019;58:102141.
- 44) Pettigrew S, Jongenelis MI, Glance D, Chikritzhs T, Pratt IS, Slevin T, et al. The effect of cancer warning statements on alcohol consumption intentions. *Health Educ Res* 2016;31:60-69.
- 45) de Bruijn A, Tanghe J, de Leeuw R, Engels R, Anderson P, Beccaria F, et al. European longitudinal study on the relationship between adolescents' alcohol marketing exposure and alcohol use. *Addiction* 2016;111:1774-1783.
- 46) Jernigan D, Noel J, Landon J, Thornton N, Lobstein T. Alcohol marketing and youth alcohol consumption: a systematic review of longitudinal studies published since 2008. *Addiction* 2017;112(Suppl. 1):7-20.
- 47) Maani Hessari N, Bertscher A, Critchlow N, Fitzgerald N, Knai C, Stead M, et al. Recruiting the "Heavy-Using Loyalists of Tomorrow": an analysis of the aims, effects and mechanisms of alcohol advertising, based on advertising industry evaluations. *Int J Environ Res Public Health* 2019;16:4092.
- 48) Kanwal F, Mapaskhi S, Smith D, Taddei T, Hussain K, Madu S, et al. Implementation of a population-based cirrhosis identification and management system. *Clin Gastroenterol Hepatol* 2018;16:1182-1186.e1182.
- 49) Gines P, Graupera I, Lammert F, Angeli P, Caballeria L, Krag A, et al. Screening for liver fibrosis in the general population: a call for action. *Lancet Gastroenterol Hepatol* 2016;1:256-260.
- 50) Winder GS, Fernandez AC, Klevering K, Mellinger JL. Confronting the crisis of comorbid alcohol use disorder and alcohol-related liver disease with a novel multidisciplinary clinic. *Psychosomatics* 2020;61:238-253.
- 51) Williams R, Alexander G, Armstrong I, Baker A, Bhala N, Camps-Walsh G, et al. Disease burden and costs from excess alcohol consumption, obesity, and viral hepatitis: fourth report of the Lancet Standing Commission on Liver Disease in the UK. *Lancet* 2018;391:1097-1107.
- 52) Talukdar R, Reddy DN. Making endoscopy mobile: a novel initiative for public healthcare. *Endoscopy* 2012;44:186-189.
- 53) Serper M, Cubell AW, Deleener ME, Casher TK, Rosenberg DJ, Whitebloom D, et al. Telemedicine in liver disease and beyond: can the COVID-19 crisis lead to action? *HEPATOLOGY* 2020;72:723-728.
- 54) Arora S, Thornton K, Murata G, Deming P, Kalishman S, Dion D, et al. Outcomes of treatment for hepatitis C virus infection by primary care providers. *N Engl J Med* 2011;364:2199-2207.
- 55) Das J, Chowdhury A, Hussam R, Banerjee AV. The impact of training informal health care providers in India: a randomized controlled trial. *Science* 2016;354:aaf7384.
- 56) van Ginneken N, Tharyan P, Lewin S, Rao GN, Meera SM, Pian J, et al. Non-specialist health worker interventions for the care of mental, neurological and substance-abuse disorders in low- and middle-income countries. *Cochrane Database Syst Rev* 2013;CD009149.
- 57) Khan A, Tansel A, White DL, Kayani WT, Bano S, Lindsay J, et al. Efficacy of psychosocial interventions in inducing and maintaining alcohol abstinence in patients with chronic liver disease: a systematic review. *Clin Gastroenterol Hepatol* 2016;14:191-202. e191-194; quiz e120.
- 58) Kaner EF, Beyer FR, Garnett C, Crane D, Brown J, Muirhead C, et al. Personalised digital interventions for reducing hazardous and harmful alcohol consumption in community-dwelling populations. *Cochrane Database Syst Rev* 2017;9:CD011479.
- 59) Komaromy M, Duhigg D, Metcalf A, Carlson C, Kalishman S, Hayes L, et al. Project ECHO (Extension for Community Healthcare Outcomes): a new model for educating primary care providers about treatment of substance use disorders. *Subst Abuse* 2016;37:20-24.
- 60) Crabb DW, Im GY, Szabo G, Mellinger JL, Lucey MR. Diagnosis and treatment of alcohol-associated liver diseases: 2019 practice guidance from the American Association for the Study of Liver Diseases. *HEPATOLOGY* 2020;71:306-333.

- 61) European Association for the Study of the Liver. EASL clinical practice guidelines: management of alcohol-related liver disease. *J Hepatol* 2018;69:154-181.
- 62) Hedden SL, Kennet J, Lipari R, Medley G, Tice P. Behavioral health trends in the United States: results from the 2014 National Survey on Drug Use and Health. Publication No. SMA 15-4927, NSDUH Series H-50, 2015.
- 63) Mellinger JL, Fernandez A, Shedden K, Winder GS, Fontana RJ, Volk ML, et al. Gender disparities in alcohol use disorder treatment among privately insured patients with alcohol-associated cirrhosis. *Alcohol Clin Exp Res* 2019;43:334-341.
- 64) Mellinger JL, Scott Winder G, DeJonckheere M, Fontana RJ, Volk ML, Lok ASF, et al. Misconceptions, preferences and barriers to alcohol use disorder treatment in alcohol-related cirrhosis. *J Subst Abuse Treat* 2018;91:20-27.
- 65) Colle I, Durand F, Pessione F, Rassiat E, Bernuau J, Barriere E, et al. Clinical course, predictive factors and prognosis in patients with cirrhosis and type 1 hepatorenal syndrome treated with Terlipressin: a retrospective analysis. *J Gastroenterol Hepatol* 2002;17:882-888.
- 66) Crabb DW, Im GY, Szabo G, Mellinger JL, Lucey MR. Diagnosis and treatment of alcohol-related liver diseases: 2019 practice guidance from the American Association for the Study of Liver Diseases. *HEPATOLOGY* 2020;71:306-333.
- 67) Ndugga N, Lightbourne TG, Javaherian K, Cabezas J, Verma N, Barritt AS, et al. Disparities between research attention and burden in liver diseases: implications on uneven advances in pharmacological therapies in Europe and the USA. *BMJ Open* 2017;7:e013620.

Supporting Information

Additional Supporting Information may be found at onlinelibrary.wiley.com/doi/10.1002/hep.31583/supinfo.