



Prevalence of Cannabis Use Among Individuals With a History of Cancer in the United States

Matthew M. Cousins, MD, PhD ¹; Mary L. Jannausch, MS^{2,3}; Lara N. Coughlin, PhD²; Reshma Jagsi, MD, DPhil ¹; and Mark A. Ilgen, PhD^{2,3}

BACKGROUND: Patients with cancer have played a key role in advocating for legal access to cannabis, but little is known about links between cancer and cannabis use or cannabis-related beliefs. The authors used data from a national survey to study these relationships. **METHODS:** Nationally representative data collected by the National Survey on Drug Use and Health from 2015 to 2019 were acquired. Patterns of cannabis use and cancer history were examined and tested within age group subpopulations via domain analysis using survey weights. **RESULTS:** Data for 214,505 adults, including 4741 individuals (3.8%) with past (>1 year ago) cancer diagnosis and 1518 individuals (1.2%) with recent (≤ 1 year ago) cancer diagnosis, were examined. Cannabis use was less common in those with past (8.9%; 95% CI, 8.0%-9.8%) or recent (9.9%; 95% CI, 6.9%-11.1%) cancer diagnosis than in those without a history of cancer (15.9%; 95% CI, 15.7%-16.1%). However, when analyses were stratified by age group, those 18 to 34 years of age were more likely to report past cannabis use, and those 35 to 49 years of age were more likely to report past or recent cannabis use if they had a history of cancer. Younger patients felt that cannabis was more accessible and less risky if they had a history of cancer. **CONCLUSIONS:** Patients with cancer were less likely to report cannabis use, but there were different cannabis perceptions and use patterns by age. Age should be considered in studies of cannabis and cancer, and policy initiatives may be needed to aid provision of quality information on cannabis risk to those with cancer. *Cancer* 2021;127:3437-3444. © 2021 American Cancer Society.

LAY SUMMARY:

- Cannabis (marijuana) use is increasing in the United States, but we do not have much information on the relationship between cannabis use and cancer.
- We studied information from a representative group of people and found that younger patients generally reported more past and/or recent cannabis use if they had been diagnosed with cancer whereas older individuals did not.
- Beliefs about cannabis risk and accessibility differed by age.
- Clinical trials to study cannabis should account for patient age, and accurate information about cannabis should be provided to help patients with cancer make decisions about cannabis use.

KEYWORDS: cannabidiol (CBD), marijuana, oncology, tetrahydrocannabinol (THC).

INTRODUCTION

As of 2020, medical cannabis had been legalized in 36 states, and adult nonmedical cannabis had been legalized in 14 states.¹ Although cannabis remains illegal at the federal level, the prevalence of cannabis use is increasing in the context of shifting policies related to cannabis use in the United States.¹⁻⁴ In 2019, 17.5% of those 12 years of age or older reported cannabis use within the last 12 months, up from 11.0% in 2002.³ Along with increasing cannabis use, the perceived risk of cannabis use has been declining, with lower risk perceived in younger age groups.⁴

Changes in policy and cannabis perception are particularly relevant to patients with cancer because cancer is a qualifying condition for existing state-level medical cannabis programs whereas research on cannabis and cancer remains quite preliminary.^{4,5} Although some preclinical studies of cannabis have supported its further study as a potential treatment for cancer, no studies in patients have demonstrated improvement in clinical oncologic outcomes because of cannabis use.⁵ Therefore, cannabis is predominantly used by patients with cancer for management of symptoms related to cancer or treatment of cancer.^{6,7} Previous reports have demonstrated diverse patient-described indications for cannabis use, including pain, insomnia, nausea, depression, anxiety, and appetite difficulties in addition to management of malignancy

Corresponding Author: Matthew M. Cousins, MD, PhD, Department of Radiation Oncology, University of Michigan, UH B2C490, 1500 E Medical Center Dr, Ann Arbor, MI 48109-5010 (cousinma@med.umich.edu or matthew.m.cousins@gmail.com).

¹Department of Radiation Oncology, University of Michigan, Ann Arbor, Michigan; ²Department of Psychiatry, University of Michigan, Ann Arbor, Michigan; ³VA Center for Clinical Management Research, Ann Arbor, Michigan

We thank Steven Kronenberg for his assistance with figure construction.

The views expressed in this report are those of the authors and do not necessarily represent those of the funders.

Additional supporting information may be found in the online version of this article.

DOI: 10.1002/cncr.33646, **Received:** January 14, 2021; **Revised:** April 21, 2021; **Accepted:** April 26, 2021, **Published online** June 3, 2021 in Wiley Online Library (wileyonlinelibrary.com)

(treatment of cancer).^{6,7} Oncologists understand that there is a need for additional research on cannabis and cancer to facilitate quality patient care, and recent increases in funding opportunities and a key symposium sponsored by the National Cancer Institute in December 2020 suggest that improved understanding in this area has become a greater priority for funding agencies.

Patients with cancer are likely exposed to a number of messages about the potential benefits of cannabis either for treatment of cancer or for management of symptoms and side effects from cancer or cancer treatment. However, very little is known about how patients with cancer perceive the risks of cannabis and how this compares to similar-aged adults in the general population. This study used 5 years of data from a large nationally representative sample to examine rates of past and recent (past year) cannabis use among similarly aged adults who report no history of cancer, past (>1 year ago) cancer, or recent (≤1 year ago) cancer diagnosis. An additional study aim was to examine perceptions of cannabis risk and availability based on cancer status.

MATERIALS AND METHODS

Data Acquisition

De-identified data were acquired from the United States Department of Health and Human Services (DHHS) Substance Abuse and Mental Health Services Administration (SAMHSA)-sponsored National Survey on Drug Use and Health (NSDUH, RRID:SCR_007031) via the publically accessible NSDUH data repository on the SAMHSA website (<https://www.samhsa.gov>). The NSDUH is an annually conducted survey-based study that is designed to be representative of the United States at a national level and includes individuals (≥12 years of age) from the 50 states as well as the District of Columbia. The present analyses focused on all individuals 18 years of age or older across a period of 5 years (2015-2019).³

Sample and Measures

The sample of interest consisted of all persons aged 18 years or older who completed the NSDUH in 2015-2019. Within this group, cancer history and cannabis use history were key items of interest. A history of cannabis use was identified using the following question: "Have you ever, even once, used marijuana or hashish? 1. Yes, 2. No (MJ01)." Details of cannabis use (current vs past) were further assessed in subsequent questions. Questions on cancer were added to the NSDUH starting in 2015.⁸ Individuals with a history of cancer diagnosis were identified based on

the following question: "Below is a list of health conditions that you may have had during your lifetime. Please read the list and type in the numbers of all of the conditions that a physician or other health care professional has ever told you that you had." This list included a number of conditions, including "Cancer or a malignancy of any kind." Details about cancer history were assessed in subsequent questions. Individuals with the sole cancer diagnosis of nonmelanoma skin cancer were excluded. Demographic characteristics were examined, including: age, sex, race/ethnicity, domestic status, education, employment, and income; information about cancer history, cannabis use history, timing of cancer and cannabis use, cannabis accessibility, legal status of cannabis, and misuse of other drugs were also examined (Supporting Table 1).^{9,10}

Statistical Analysis

Statistical analyses were conducted in SAS 9.4 (SAS Institute, Cary, North Carolina) via the SURVEYFREQ and SURVEYLOGISTIC procedures that used the NSDUH-derived weight, stratum, and cluster variables. Hypothesis tests were evaluated via logistic regression using generalized logits with the goal of understanding the associations between patient features, including cancer history, and cannabis use, perceptions of cannabis risk, and perceptions of cannabis availability. Patterns of cannabis use and cancer history were examined and tested within age group subpopulations via domain analysis. Reported frequencies include unweighted sample sizes (Ns) with weighted percentages. Data were weighted (NSDUH-derived weights) to adjust for nonresponse rates and to provide nationally representative estimates.

RESULTS

Population Description

NSDUH surveys were conducted between 2015 and 2019 for 339,463 individuals throughout the United States. Of these, 282,768 useable (as determined by SAMSHA) cases were made available for public use; the 214,505 individuals who were 18 years of age and older were included in the analysis presented in this report. A total of 4741 (3.8%) individuals with past cancer diagnosis (more than 1 year ago) were identified, and 1518 (1.2%) individuals reported a cancer diagnosis in the last year. A total of 45,770 individuals endorsed cannabis use in the past year, and a further 64,409 participants had used cannabis in the past but not within the past year, whereas 104,326 individuals had never used cannabis. Demographic and cancer history data are presented in Table 1.

TABLE 1. Characteristics of the Study Population (Years 2015-2019)

	Cancer History, Raw No. (Weighted %; 95% CI)		
	Never	Past ^a	Recent ^b
Total	208,246 (94.9; 94.8-95.0)	4741 (3.8; 3.7-4.0)	1518 (1.2; 1.2-1.3)
Sex	—	—	—
Male	97,572 (48.7; 48.4-49.1)	1554 (36.0; 34.1-37.9)	643 (49.4; 45.8-52.9)
Female	110,674 (51.3; 50.9-51.6)	3187 (64.0; 62.1-65.9)	875 (50.6; 47.0-54.2)
Age group, y	—	—	—
18-34	113,150 (31.2; 30.9-31.6)	603 (4.4; 4.0-4.9)	179 (4.0; 3.3-4.7)
35-49	55,203 (25.4; 25.1-25.7)	1051 (11.3; 10.4-12.2)	312 (10.1; 8.6-1.5)
≥50	39,893 (43.3; 42.9-43.8)	3087 (84.2; 83.2-85.3)	1027 (85.9; 84.2-87.5)
Race/ethnicity	—	—	—
Non-Hispanic	123,860 (62.8; 62.3-63.4)	3864 (83.2; 81.9-84.5)	1200 (81.7; 79.2-84.2)
White	62,360 (30.1; 29.8-30.4)	1912 (40.9; 39.6-42.2)	612 (46.9; 44.5-49.3)
Non-Hispanic Black	26,650 (12.1; 11.8-12.5)	302 (6.0; 5.2-6.9)	129 (8.3; 6.4-10.2)
Hispanic	36,559 (16.5; 16.1-16.9)	341 (7.0; 6.0-7.9)	115 (6.8; 4.9-8.6)
Other Non-Hispanic	21,177 (8.5; 8.2-8.7)	234 (3.8; 3.0-4.6)	74 (3.2; 1.9-4.5)
Domestic status	—	—	—
Married	84,519 (51.3; 50.8-51.7)	2718 (60.3; 58.5-62.0)	843 (60.6; 57.3-63.8)
All others	123,727 (48.7; 48.3-49.2)	2023 (39.7; 37.9-41.5)	675 (39.4; 36.1-42.7)
Employment	—	—	—
Full or part time	142,235 (63.6; 63.3-64.0)	2352 (42.6; 41.2-43.9)	656 (37.7; 34.2-41.2)
All others	66,011 (36.4; 35.9-36.7)	2389 (57.4; 56.1-58.8)	862 (62.3; 58.8-65.8)
Education	—	—	—
Less than HS diploma	27,309 (12.9; 12.7-13.2)	379 (8.1; 7.0-9.2)	167 (10.2; 7.9-12.4)
HS grad/GED	55,569 (24.9; 24.6-25.2)	1099 (23.0; 21.4-24.5)	390 (24.8; 21.4-28.3)
College <4 y	69,922 (30.8; 30.5-31.2)	1583 (31.0; 29.1-33.0)	476 (29.5; 26.2-32.8)
College graduate	55,446 (31.3; 30.8-31.8)	1680 (37.9; 36.0-40.2)	485 (35.5; 31.6-39.4)
Income	—	—	—
<\$20,000	42,017 (16.5; 16.2-16.8)	650 (11.8; 10.5-13.1)	267 (15.0; 12.8-17.2)
\$20,000-49,999	64,995 (29.4; 29.0-29.8%)	1463 (30.7; 28.8-32.6)	488 (31.5; 28.6-34.3)
≥\$50,000	101,234 (54.1; 53.6-54.7)	2628 (57.5; 55.3-59.7)	763 (53.5; 50.8-56.2)

Abbreviations: CI, confidence interval; GED, General Educational Development; HS, high school; y, years; No., number.

^aCancer diagnosed more than 1 year ago, excluding sole diagnosis of non-melanoma skin cancer.

^bCancer diagnosed in the last year, excluding sole diagnosis of nonmelanoma skin cancer.

Relationship Between Cancer Diagnosis and Recent Cannabis Use

In the full population, those with a cancer diagnosis were much less likely to endorse use of cannabis within the last

year than those without a cancer history (Table 2). This effect was seen regardless of whether the cancer diagnosis was more than 1 year in the past (past cancer: 8.9% [95% CI, 8.0%-9.8%] vs never cancer: 15.9% [95% CI, 15.7%-16.1%]) or within the last year (recent cancer: 9.9% [95% CI, 6.9%-11.1%] vs never cancer: 15.9% [95% CI, 15.7%-16.1%]).

Impact of Age on Recent Cannabis Use in the Context of Cancer

Given known relationships between age and cannabis use, further analyses were conducted stratified by age (Table 2). There were large variations in cannabis use rates within the last year among those without cancer 18 to 34 years of age (28.9%; 95% CI, 28.6%-29.3%), 35 to 49 years of age (13.9%; 95% CI, 13.5%-14.3%), and ≥50 years of age (7.8%; 95% CI, 7.3%-7.9%). When examining the associations between cancer and cannabis use within stratified age groups, similar patterns were seen among those with past cancer and recent cancer. Specifically, those with past and recent cancer did not have different cannabis use rates from those without a cancer history in the youngest (18-34 years) and oldest (≥50 years) age groups; however, there were significant differences in the middle age group based on cancer history, with higher rates of cannabis use in those with past (16.7%; 95% CI, 14.0%-19.5%) or recent (26.2%; 95% CI, 20.5%-31.9%) cancer than in those with no cancer history (13.9%; 95% CI, 13.5%-14.3%).

When examining past (not in the last year) cannabis use patterns in aggregate, those with past (34.6%; 95% CI, 33.1%-36.2%) or recent (34.7%; 95% CI, 31.0%-38.4%) cancer diagnosis endorsed higher rates of past cannabis use than those with no cancer history (32.3%; 95% CI, 32.0%-32.5%). When stratified by age groups, the rates of cannabis use were higher in those with past cancer than those with no cancer history in the youngest (18-34 years) and middle (35-49 years) age groups, but confidence intervals overlapped in all cases for recent cancer and in both past and recent cancer for the oldest age group (≥50 years).

Impact of Cannabis Legal Status, Sex, Race, and Ethnicity

Descriptive data with regard to cannabis legal status (Supporting Table 2), sex (Supporting Table 3), and race/ethnicity (Supporting Table 4) by cannabis use and cancer history are presented in the Supporting Appendix. Because of low cell counts, statistical assessment was not performed. These tables are meant to be hypothesis

TABLE 2. Prevalence of Past and Recent Cannabis Use by Cancer History (Years 2015-2019)

Cannabis Use History	Cancer History, Raw No. (Weighted %; 95% CI)		
	Never	Past ^a	Recent ^b
Whole population	—	—	—
Never	101,061 (51.9; 51.5-52.2)	2488 (56.4; 54.8-58.1)	777 (56.3; 52.4-60.1)
Past ^c	62,161 (32.3; 32.0-32.5)	1711 (34.6; 33.1-36.2)	537 (34.7; 31.0-38.4)
Recent ^d	45,024 (15.9; 15.7-16.1)	542 (8.9; 8.0-9.8)	204 (9.9; 6.9-11.1)
Aged 18-34 y	—	—	—
Never	51,786 (45.5; 45.1-46.0)	228 (36.6; 32.0-41.1)	60 (41.3; 31.9-50.7)
Past ^c	27,571 (25.5; 25.1-25.9)	198 (33.9; 28.7-39.2)	61 (34.2; 24.8-43.6)
Recent ^d	33,793 (28.9; 28.6-29.3)	177 (29.5; 25.1-33.8)	58 (24.5; 15.7-33.2)
Aged 35-49 y	—	—	—
Never	26,688 (50.0; 49.4-50.6)	442 (41.9; 38.6-45.2)	122 (38.4; 32.4-44.3)
Past ^c	20,469 (36.1; 35.5-36.7)	445 (41.3; 37.5-45.2)	116 (35.4; 29.1-41.8)
Recent ^d	8046 (13.9; 13.5-14.3)	164 (16.7; 14.0-19.5%)	74 (26.2; 20.5-31.9)
Aged ≥50 y	—	—	—
Never	22,587 (57.5; 56.9-58.1)	1818 (59.4; 57.7-61.2)	595 (59.1; 54.8-63.4)
Past ^c	14,121 (34.9; 34.3-35.4)	1068 (33.8; 32.1-35.4)	360 (34.7; 30.4-38.9)
Recent ^d	3185 (7.8; 7.3-7.9)	201 (6.8; 5.9-7.7)	72 (6.3; 4.3-8.3)

Abbreviation: CI, confidence interval; y, years; No., number.
^aCancer diagnosed more than 1 year ago, excluding sole diagnosis of nonmelanoma skin cancer.
^bCancer diagnosed in the last year, excluding sole diagnosis of nonmelanoma skin cancer.
^cCannabis use in the past but not in the last year.
^dCannabis use in the last year.

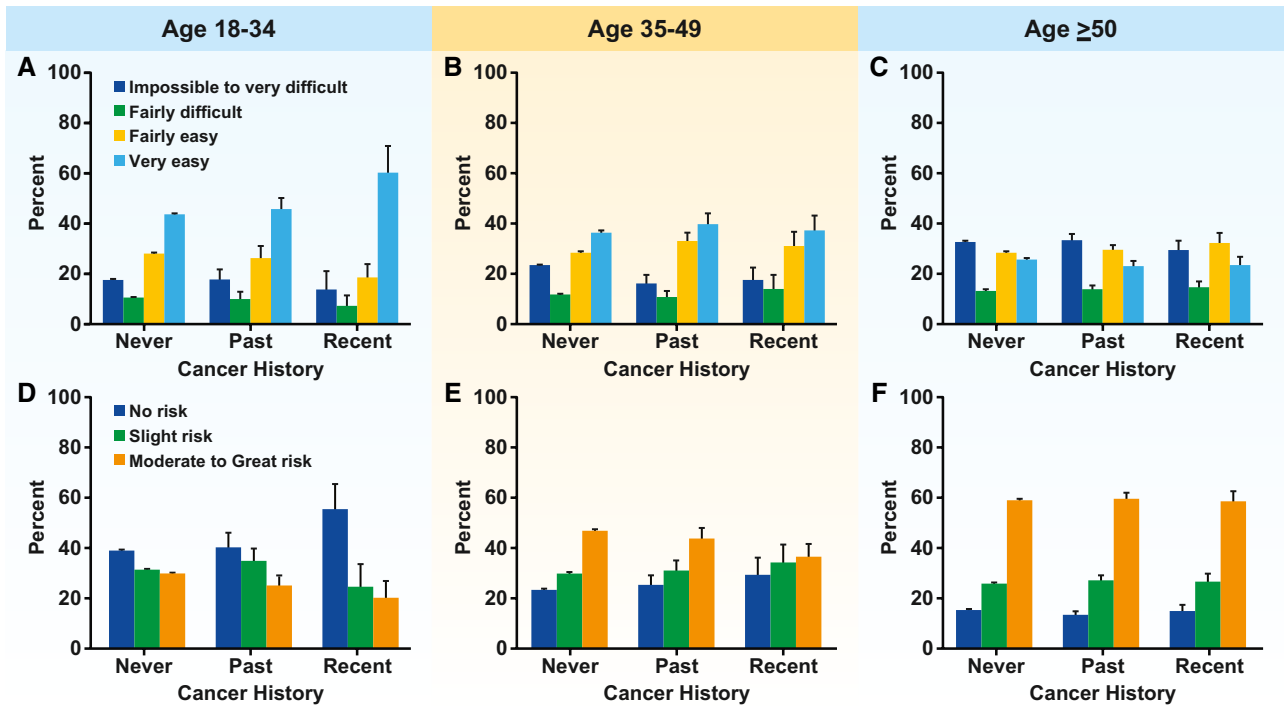


Figure 1. Perceived difficulty associated with cannabis acquisition and perceived risk of monthly cannabis use. Respondent assessment of the ease or difficulty associated with acquisition of cannabis by age and cancer history is presented for 3 age groups: (A) 18-34 years, (B) 35-49 years, and (C) ≥50 years (see Supporting Tables 7 and 8). Respondent assessment of the risk of monthly cannabis use by cancer history is presented for 3 age groups: (D) 18-34 years, (E) 35-49 years, and (F) ≥50 years (see Supporting Tables 9 and 10). Error bars indicate 95% CI.

generating and suggest trends toward more cannabis use in areas where cannabis is legal and among males with and without cancer across all age groups.

Impact of Cancer History and Age on Cannabis Use Frequency

Descriptive data regarding cannabis use frequency given as days that an individual used cannabis in the last year (Supporting Table 5) are presented in the Supporting Appendix for hypothesis generating purposes.

Relationship Between Cannabis Use and Misuse of Opioids, Tobacco, and Alcohol

Descriptive data regarding misuse of opioids, tobacco, and alcohol by cannabis use and cancer history (Supporting Table 6) are presented in the Supporting Appendix for hypothesis generating purposes.

Perceived Cannabis Accessibility and Risk

Additional analyses examined perceptions of cannabis accessibility within specific age groups (Fig. 1A-C and Supporting Tables 7 and 8). With increasing age from 18 to 34 years, to 35 to 49 years, to ≥ 50 years, respondents generally perceived cannabis acquisition to be increasingly arduous, and the impact of cancer on this perception changed. In the youngest age group (18-34 years), respondents with cancer history (past or recent) perceived cannabis as more accessible. A similar trend was noted in those with a past cancer history in the middle age group (35-49 years) but not in those with a recent cancer diagnosis. In the oldest age group (≥ 50 years), the opposite relationship was seen, and individuals with past cancer perceived cannabis as less rather than more accessible.

When examining perceived risks of cannabis, individuals from the youngest age group (18-34 years) were most likely to ascribe “no risk” to cannabis, whereas older individuals were most likely to ascribe “moderate to great risk”; the middle age group (35-49 years) was intermediate in terms of relative risk assessments (Fig. 1D-F and Supporting Tables 9 and 10). In younger age groups (18-34 years and 35-49 years), those with recent cancer history were less likely to perceive cannabis as being associated with “moderate to great risk.” In the oldest age group (≥ 50 years), no differences in perceived cannabis risk were noted based on cancer history.

DISCUSSION

We present findings from what is, to our knowledge, the first nationally representative analysis of the prevalence of recent and past cannabis use in those with cancer in

the United States. We have also examined perceptions of cannabis accessibility and risk in this population. This analysis has revealed a number of general and age-specific patterns of association between cannabis use, perceptions of cannabis risk and accessibility, and cancer history. First, in unadjusted analyses, individuals with either past (not in the past year) or recent (past year) cancer diagnosis were less likely to endorse recent cannabis use than those without cancer. Second, these differences can be largely explained by differences in cancer diagnosis rates by age (increased cancer incidence with increasing age) and differences in cannabis use rates by age (lower cannabis use rates with increasing age). Third, there were variable impacts of cancer diagnosis on recent cannabis use rates by age. Fourth, age-related differences in recent cannabis use paralleled similar findings related to perceived cannabis accessibility and perceived cannabis risk. Fifth, younger individuals with a cancer diagnosis were more likely to endorse past (not in the last year) cannabis use. Taken together, these findings demonstrate the need for clinicians, clinical trialists, and policy makers to carefully consider patient age when addressing multifaceted questions and concerns related to cannabis use and cancer while providing appropriate guidance to patients and the public. Age-related differences in cannabis use and perception support periodic future studies of the United States population to understand dynamics of cannabis use as younger populations age in the face of ongoing legalization efforts in addition to ongoing and future studies designed to assess the true benefits and risks of cannabis use in diverse populations of patients with cancer.

Cancer History and Recent Cannabis Use

Published reports document rates of cannabis use among patients with cancer of approximately 20% at one cancer center in Washington in the United States and approximately 35% in a large Canadian study.^{7,11} These rates are higher than the rates seen in the present study with overall recent cannabis use rates among those with past cancer of 8.9% (95% CI, 8.0%-9.8%) versus 15.9% (95% CI, 15.7%-16.1%) in those with no cancer history. There are many potential reasons for the differences among these data. The present study captures participants across the United States who may be subject to very different legal contexts with regard to cannabis that could impact use rates. Reporting biases or differences in patient selection could also impact the rates of cannabis use identified in these studies. It is also unclear the extent to which differences in assignment of cannabis use and cancer diagnoses between the present work in the US and the Canadian

study noted above could have led to differences in ability to consider recent cannabis use versus past cannabis use. If greater numbers of individuals who were no longer using cannabis but used cannabis in the past were counted in the Canadian study, it could explain the larger numbers seen in the Canadian study, which are not very different from the numbers seen in the United States when anyone with a history of cannabis use (not just recent cannabis use) is considered (Table 2). Regardless, this work extends the previously available data by presenting national level information from the United States.

Beyond discussions of cannabis use prevalence, consideration of patient age is critical to the study of cannabis use in the context of cancer. Patients with cancer in aggregate were less likely to use cannabis, which seems counterintuitive given the important role that patients with cancer have played in policy discussions about cannabis but has been reported previously.¹² It is well known that cancer incidence increases with age and that cannabis use is more prevalent in younger age groups.^{3,13} This suggests that if age is not considered, both cancer history and cannabis use would be confounded with age. In our analysis with age-based stratification, findings supported well-known patterns of cannabis use in different age groups that were also present within the cancer patient population. As a result, careful age-based stratification should be performed when studying cannabis and cancer to avoid generation of misleading conclusions.

When looking specifically within age groups, differences in recent cannabis use between those with and without cancer were not seen in older individuals (50+) or in the youngest age group (18-34 years), but they were seen in the middle age group (35-49 years). The cause of this difference is unclear; however, it is possible that the impact of cancer was noted in this group because of the intermediate cannabis use rates seen in this group and greater variation within this age group in terms of perception of cannabis accessibility and risk, as described in the following section. It is also possible that similar differences in recent cannabis use by cancer history were present in both the youngest and middle age groups but that they were only detected in the middle age group because the prevalence of cancer in the youngest age group is exceedingly low.

Perceptions of Cannabis Accessibility and Risk

Exploration of perceived accessibility and risk also revealed age-related differences that varied with history of cancer. There were large age-specific differences in perceived accessibility, with older individuals feeling that cannabis was less accessible and younger individuals feeling that cannabis was more accessible. Similarly,

older individuals felt that cannabis use was riskier than younger individuals. In terms of reasons for these differences, older individuals may have formed opinions during a period of time when cannabis was universally illegal whereas the opinions of younger individuals developed at the same time that cannabis legalization was occurring, which has progressed rapidly in recent decades.¹ A previous study noted a potential impact of legal status on cannabis use in those with cancer; individuals with cancer were less likely to endorse cannabis use in the absence of current approval for medical cannabis.¹² Generally speaking, legalization is thought to lower perceived risk and increase accessibility.¹⁴ This suggests that shifts in perception may drive increases in cannabis use in those with cancer as they have likely driven changes in state-level policy and that this perception is likely related in complicated ways to past opinions, current legal status, and patient education both by the provider and by society.

Cancer diagnosis was related to perception of cannabis risk and cannabis accessibility in the youngest age group (18-34 years) and in the middle age group (35-49 years), although to a lesser degree. It is possible that perceived accessibility increased with cancer diagnosis in younger and middle-aged individuals because they were more aware that cannabis is a near-universal qualifying condition for medical cannabis. Younger individuals may also be more likely to ask questions of colleagues and providers or may be more likely to know people who use cannabis given greater numbers of individuals using cannabis within their age cohort, likely impacting perceived risk and perceived accessibility. These findings raise questions about how general cannabis-related perceptions might change with time as the younger cohorts age and replace older cohorts. It is also important to note that the actual risks associated with cannabis use may themselves vary with age to facilitate appropriate education of patients with regard to potential risks of greatest relevance.³

Past Cannabis Use and Cancer Diagnosis

The finding that individuals with any history of cancer (past or recent) were more likely to endorse past cannabis use in the youngest and middle age groups raises questions about cancer-related risks of cannabis use. There are several potential explanations. Interactions between cannabis use and carcinogenesis and/or behaviors related to both cannabis use and cancer risk could drive increased rates of cancer, but the degree to which cannabis contributes to cancer risk versus potential increased cannabis use in those with cancer is difficult to

assess given the cross-sectional nature of the NSDUH data. Specifically, NSDUH data provide limited insight with regard to chronology. However, the finding of higher rates of past cannabis use in those with recent cancer suggests that the differences are less likely to be explained in entirety by cannabis initiation for management of cancer or cancer-related symptoms, highlighting a need for further study.

A number of prior studies have examined the relationship between cannabis use and cancer risk. An Institute of Medicine report noted that the strongest association between cancer and cannabis use has been found in testicular cancer, but no robust causal relationships between cannabis use and the development of cancer have been demonstrated to date.⁵ More recently, some have raised concerns that growth of human papillomavirus–positive head and neck malignancies might be accelerated in the setting of cannabis use.¹⁵ These data are somewhat difficult to interpret in isolation given the examples of potential anticancer effects of cannabis components in preclinical studies of other malignancies, but it is important to note that there has not been evidence of improved clinical oncologic outcomes through cannabis use to date.⁵ Outside of the laboratory, behavioral studies have noted riskier sexual practices and co-use of substances such as tobacco and alcohol in those using cannabis.¹⁶⁻²⁰ Linkage between sexual behaviors and both head and neck and gynecologic malignancies is well understood, as are relationships between substance use and malignancy (particularly tobacco and alcohol).^{21,22} There is an urgent need for understanding regarding the risks associated with cannabis use in terms of impact of cannabis on cancer development and growth and on behaviors that might result in greater cancer risk so that appropriate interventions can be devised to mitigate such risk.

Limitations

There are several important limitations of this study that must be considered. NSDUH data are self-reported responses to survey questions, raising concerns about substance use-related stigma and associated biasing of responses, but the use of computer-assisted interviewing does increase the likelihood of obtaining honest responses when sensitive questions are asked.²³ The study is cross-sectional, so it is not possible to follow use patterns over time as they might relate to a patient's course of cancer treatment. We are also unable to assess chronicity of use. Because cannabis use among those with a cancer diagnosis occurs at a relatively low frequency in some age cohorts

(eg, those 18-34 years of age), findings reported here should be interpreted with caution and regarded as hypothesis generating. Numbers for individual cancers were small, and as a result, we were not able to provide detailed assessments by cancer type. Additionally, the NSDUH questions about cannabis use the term “marijuana” but not “cannabis,” and later questions in the survey focus on cannabis products in the form of joints and loose plant materials; there may be underreporting of cannabis use in general and/or underreporting of particular product types, which might be more or less popular with particular groups of individuals or may be referenced using differing terminology in various groups. Finally, it was not possible to effectively disaggregate medicinal and recreational cannabis use, nor was it possible to relate cannabis use to detailed time windows shorter than 1 year, limiting the extent to which we were able to accurately characterize use patterns within various groups. This list of limitations provides valuable insight for those designing future studies of cannabis use in those with cancer, which will seek to answer many questions that could not be addressed with these data.

Conclusions

Patient age is an important factor with regard to cannabis use rates in those with and without cancer. In younger patients, past cannabis use is seen more frequently in those with past or recent cancer diagnosis. Middle aged patients are more likely to endorse current cannabis use if they have a history of cancer. Age-stratified findings related to perceived risks and availability of cannabis related to cancer status appear to generally parallel the findings on cannabis use, suggesting that these factors could partially account for use patterns that also vary by age. The importance of perception places particular emphasis on both the development of additional data regarding cannabis risk and the careful provision of patient education within the bounds of available quality evidence.

FUNDING SUPPORT

This work was supported by funding from the National Institutes of Health (4R01DA033397 to Mark A. Ilgen). Mark A. Ilgen's time was supported by the VA Health Services Research & Development grant RCS 19-333. The funding agencies had no role in the study design, in the collection, analysis or interpretation of data, in the writing of the report, or in the decision to submit the article for publication.

CONFLICT OF INTEREST DISCLOSURES

Reshma Jagsi has stock options as compensation for her advisory board role in Equity Quotient, a company that evaluates culture in health care companies; she has received personal fees from Amgen and Vizient and grants for unrelated work from the National Institutes of Health, the Doris Duke Foundation, the Greenwall Foundation, the Komen Foundation, and

Blue Cross Blue Shield of Michigan for the Michigan Radiation Oncology Quality Consortium. She has a contract to conduct an investigator-initiated study with Genentech. She has served as an expert witness for Sherinian and Hasso and Dressman Benzinger LaVelle. She is an uncompensated founding member of TIME'S UP Healthcare and a member of the Board of Directors of ASCO. Mark A. Ilgen has received grants for unrelated work from the National Institutes of Health, the US Department of Veterans Affairs, and the US Department of Defense. Mark A. Ilgen owns shares of Arborsense, a company developing graphene-based sensors for alcohol and drugs. The other authors made no disclosures.

AUTHOR CONTRIBUTIONS

Matthew M. Cousins: Conceptualization, project administration, supervision, investigation and methodology, writing—original draft, and writing—review and editing. **Mary L. Jannausch:** Data curation, formal analysis, software, investigation and methodology, writing—original draft, and writing—review and editing. **Lara N. Coughlin:** Writing—review and editing. **Reshma Jagsi:** Writing—review and editing. **Mark A. Ilgen:** Conceptualization, project administration, supervision, funding acquisition, investigation and methodology, writing—original draft, and writing—review and editing.

REFERENCES

- National Conference of State Legislatures. State Medical Marijuana Laws; 2020. Accessed November 10, 2020. <http://www.ncsl.org/research/health/state-medical-marijuana-laws.aspx>
- Chawla D, Yang YC, Desrosiers TA, et al. Past-month cannabis use among U.S. individuals from 2002-2015: an age-period-cohort analysis. *Drug Alcohol Depend.* 2018;193:177-182.
- Substance Abuse and Mental Health Services Administration. Key Substance Use and Mental Health Indicators in the United States: Results From the 2019 National Survey on Drug Use and Health. HHS Publication No. PEP20-07-01-001, NSDUH Series H-55. Rockville, MD: Center for Behavioral Health Statistics and Quality, Substance Abuse and Mental Health Services Administration; 2020.
- Pacek LR, Mauro PM, Martins SS. Perceived risk of regular cannabis use in the United States from 2002 to 2012: differences by sex, age, and race/ethnicity. *Drug Alcohol Depend.* 2015;149:232-244.
- National Academies of Sciences, Engineering, and Medicine. The Health Effects of Cannabis and Cannabinoids: The Current State of Evidence and Recommendations For Research. Washington, DC: The National Academies Press; 2017. <https://doi.org/10.17226/24625>.
- Martell K, Fairchild A, LeGerrier B, et al. Rates of cannabis use in patients with cancer. *Curr Oncol.* 2018;25:219-225.
- Pergam SA, Woodfield MC, Lee CM, et al. Cannabis use among patients at a comprehensive cancer center in a state with legalized medicinal and recreational use. *Cancer.* 2017;123:4488-4497.
- Substance Abuse and Mental Health Services Administration. National Survey on Drug Use and Health: 2014 and 2015 Redesign Changes. Rockville, MD: Center for Behavioral Health Statistics and Quality, Substance Abuse and Mental Health Services Administration; 2015.
- Substance Abuse and Mental Health Services Administration. 2015 National Survey on Drug Use and Health (NSDUH): CAI Specifications for Programming (English Version). Rockville, MD: Center for Behavioral Health Statistics and Quality, Substance Abuse and Mental Health Services Administration; 2014.
- Substance Abuse and Mental Health Services Administration. 2019 National Survey on Drug Use and Health (NSDUH): CAI Specifications for Programming (English Version). Rockville, MD: Center for Behavioral Health Statistics and Quality, Substance Abuse and Mental Health Services Administration; 2018.
- Abdel-Rahman O. Cannabis use among Canadian adults with cancer (2007-2016): results from a national survey. *Expert Rev Pharmacoecon Outcomes Res.* Published online December 10, 2020. doi:10.1080/14737167.2021.18547352020
- Cousins MM, Jannausch M, Jagsi R, Ilgen MA. Differences between cancer patients and others who use medicinal cannabis. *PLoS One.* 2021;16:e0248227.
- Howlander N, Noone AM, Krapcho M, et al. SEER Cancer Statistics Review, 1975-2017. Bethesda, MD: National Cancer Institute; 2020.
- Pacula RL, Smart R. Medical marijuana and marijuana legalization. *Annu Rev Clin Psychol.* 2017;13:397-419.
- Liu C, Sadat SH, Ebisumoto K, et al. Cannabinoids promote progression of HPV-positive head and neck squamous cell carcinoma via p38 MAPK activation. *Clin Cancer Res.* 2020;26:2693-2703.
- Agrawal A, Few L, Nelson EC, et al. Adolescent cannabis use and repeated voluntary unprotected sex in women. *Addiction.* 2016;111:2012-2020.
- Buckner JD, Lewis EM, Shah SM, Walukevich KA. Risky sexual behavior among cannabis users: the role of protective behavioral strategies. *Addict Behav.* 2018;81:50-54.
- Meier E, Hatsukami DK. A review of the additive health risk of cannabis and tobacco co-use. *Drug Alcohol Depend.* 2016;166:6-12.
- McClure EA, Tomko RL, Salazar CA, et al. Tobacco and cannabis co-use: drug substitution, quit interest, and cessation preferences. *Exp Clin Psychopharmacol.* 2019;27:265-275.
- Subbaraman MS, Kerr WC. Simultaneous versus concurrent use of alcohol and cannabis in the National Alcohol Survey. *Alcohol Clin Exp Res.* 2015;39:872-879.
- National Center for Chronic Disease Prevention and Health Promotion (US) Office on Smoking and Health. The Health Consequences of Smoking—50 Years of Progress: A Report of the Surgeon General. Centers for Disease Control and Prevention; 2014.
- Nelson DE, Jarman DW, Rehm J, et al. Alcohol-attributable cancer deaths and years of potential life lost in the United States. *Am J Public Health.* 2013;103:641-648.
- Macalino GE, Celentano DD, Latkin C, Strathdee SA, Vlahov D. Risk behaviors by audio computer-assisted self-interviews among HIV-seropositive and HIV-seronegative injection drug users. *AIDS Educ Prev.* 2002;14:367-378.