

Family Med Facilitator Guide

Must Cover:

- Content of SOAP presentation- ask them to list these so you have an idea of where they are
- Where to find necessary information for pre-rounding, following a template
- Have them go through pre-rounding process with the practice patient
- Video Visits: https://www.youtube.com/watch?v=5kbKdwe_6CU&feature=emb_title
 - Depending on how much time you have, you can show this video
 - Please also be sure to put the link in the chat for students to access at a later time

General Session Outline:

5 min- introduce yourself, give them a quick outline of what you'll be doing

10 min- Log into Practice Environment (have them do this with you so that they can follow along in your explanations)-

15 min- demonstrate useful tabs following a pre-rounding template (here) as a guide

30 min- students practice pre-rounding on a specific patient

15 min- Either in groups or as a larger group, practice translating pre-rounding into a presentation

Can use breakout rooms vs. larger group

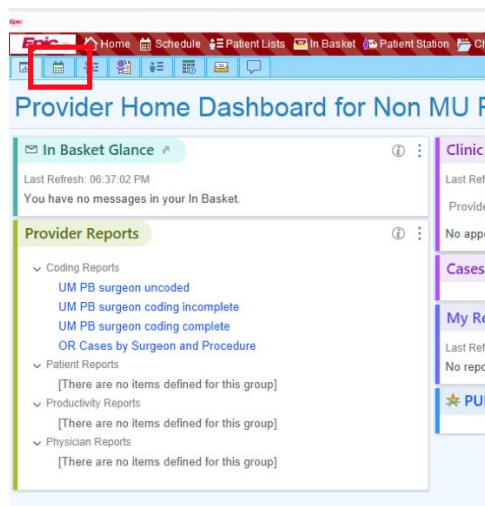
Login:

Username: TRN24730

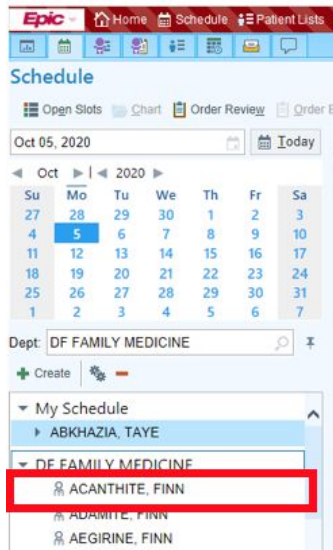
PW: train

Context: DF FAM MED

1. Go to Schedule




2. Select Finn Acanthite's Schedule



3. Select Acanthite, Fred

ACANTHITE, FINN Filter by Status Total: 7

Time	Status	Medi Patient	Time	Notes	Provider / Department	Length	CSN	MBN	Referring Provider
8:00 AM	Scheduled	 Acanthite, Fred 76 y.o. / M	RV	shortness of breath	Acanthite, Finn, MD FAMMED-DF	20	62097	10001...	
8:00 AM	Scheduled	 Acanthite, Vlad... 76 y.o. / M	RV	shortness of breath	Acanthite, Finn, MD FAMMED-DF	20	66452	10001...	
8:40 AM	Scheduled	 Acanthite, Alison 8 y.o. / F	NP		Acanthite, Finn, MD FAMMED-DF	40	59456	10001...	
9:20 AM	Scheduled	 Acanthite, Tabit... 32 y.o. / F	NP	abdominal pain	Acanthite, Finn, MD FAMMED-DF	40	66605	10001...	
10:00 AM	Scheduled	 Acanthite, Ethan 10 y.o. / M	RV	earache	Acanthite, Finn, MD FAMMED-DF	20	61498	10001...	

4. Review the Rooming Tab

5. Go over some different approaches to clinic:

- a. Scan the schedule night before and identify a few patients you want to see

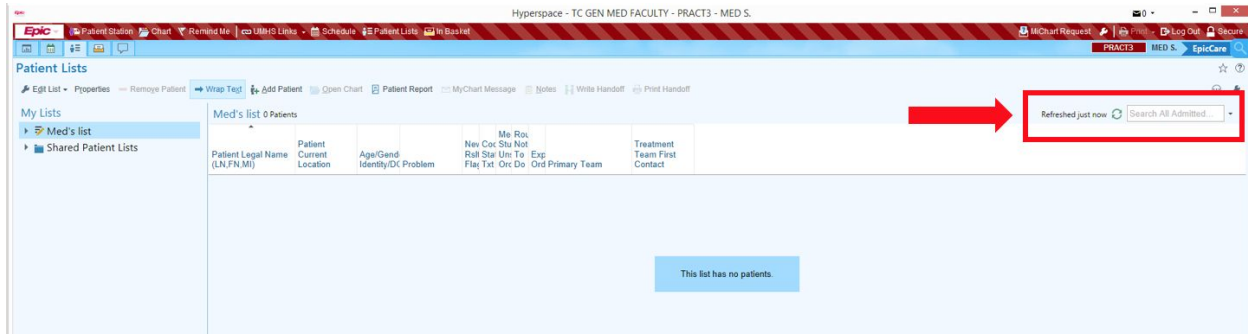
- b. Briefly prep for all patients
- c. Don't prep at all and just prepare before going into the room

Inpatient Pre-Rounding: Neurology

Context: TC NEUROLOGY CLINIC

Patient to use: Achilles, Nicholai

- Be sure to go to “lists” and search all admitted patients (you must be in the current admission to view all the flowsheet data)



Pre-Rounding: Feel free to add to this if you know any tricks that are not included!

1. Go through where to find each piece of information
2. Students will “pre-round”
 - After they have collected information, give them the sign out, physical exam
 - They should attempt an assessment and plan (although this is not the focus)

SUBJECTIVE:

- Overnight events
 - Nursing Notes
 - Sign Out: from residents, some rotations have a sign out page
 - MAR- did they get meds for overnight events?

OBJECTIVE:

- Vitals: Adult IP Flowsheet, IP Vitals, IP Vitals Graph
- I/Os: IP Flowsheet, I/O
- PE: obviously they have to see the patient
- Labs: Results review
- Imaging: Results review, Chart Review→ Radiology

ASSESSMENT:

- Remind them that this should be more than repeating the one liner!

PLAN:

- Make sure they know this is by PROBLEM (for most IM services)
- Explain what by system means to demonstrate the difference

INFO THEY WILL NOT FIND IN CHART

Sign Out:

- No acute events overnight
- Not reporting pain
- Blood pressure improving

PE:

- If time, have them tell you which exam findings they would look for on the patient/which are relevant
- Findings (feel free to add or subtract as you see fit):

General: Resting comfortably in bed

CV: Regular rate and rhythm, 2+ pulses bilaterally in UE and LE

Neuro: Leftward gaze deviation, left sided homonymous hemianopsia, Mild aphasia. Right sided facial droop. Strength 2/5 in right upper extremity, 1/5 in right lower extremity, sensation diminished in right lower extremity

Additional things you could cover if time allows:

- How to steal a template from other people
- Notes- how to start/share
- Wrench in specialty specific important tabs in MICHART (not the practice environment)
 - **Purpose:** this will allow students to make changes in their own MiChart (so that they stick) without breaking HIPAA
 - [INSTRUCTIONS](#)
- Answer as many questions as you want to about clerkship year in general, if you don't have time, let them know that they can contact their track advisors.