









Alcohol consumption and smoking in relation to psoriasis: a Mendelian randomization study

Jiahe Wei ¹, Jiahao Zhu ¹, Huiqing Xu ¹, Dan Zhou ^{1,2,3}, James T. Elder ^{4,5}, Lam C. Tsoi ^{4,6}, Matthew T. Patrick ⁴ and Yingjun Li ¹

¹Department of Epidemiology and Health Statistics, School of Public Health, Hangzhou Medical College, Hangzhou, China

²School of Public Health and the Second Affiliated Hospital, Zhejiang University School of Medicine, Hangzhou, China

³Vanderbilt Genetics Institute, Vanderbilt University Medical Center, Nashville, TN, USA

⁴Department of Dermatology, University of Michigan, Ann Arbor, MI, USA

⁵Ann Arbor Veterans Affairs Hospital, Ann Arbor, Michigan, USA

⁶Department of Biostatistics, Center for Statistical Genetics, University of Michigan, Ann Arbor, Michigan, USA

Linked Comment: L. Naldi and S. Cazzaniga. *Br J Dermatol* 2022; **187**:632–633.

Abstract

Correspondence

Yingjun Li.

Email: 2016034036@hmc.edu.cn

Accepted for publication

26 June 2022

DOI 10.1111/bjd.21718

Background Alcohol consumption and smoking have been reported to be associated with psoriasis risk. However, a conclusion with high-quality evidence of causality could not be easily drawn from regular observational studies.

Objectives This study aims to assess the causal associations of alcohol consumption and smoking with psoriasis.

Methods Genome-wide association study (GWAS) summary-level data for alcohol consumption ($N = 941\,280$), smoking initiation ($N = 1\,232\,091$), cigarettes per day ($N = 337\,334$) and smoking cessation ($N = 547\,219$) was obtained from the GSCAN consortium (Sequencing Consortium of Alcohol and Nicotine use). The GWAS results for lifetime smoking ($N = 462\,690$) were obtained from the UK Biobank samples. Summary statistics for psoriasis were obtained from a recent GWAS meta-analysis of eight cohorts comprising 19 032 cases and 286 769 controls and the FinnGen consortium, comprising 4510 cases and 212 242 controls. Linkage disequilibrium score regression was applied to compute the genetic correlation. Bidirectional Mendelian randomization (MR) analyses were conducted to determine casual direction using independent genetic variants that reached genome-wide significance ($P < 5 \times 10^{-8}$).

Results There were genetic correlations between smoking and psoriasis. MR revealed a causal effect of smoking initiation [odds ratio (OR) 1.46, 95% confidence interval (CI) 1.32–1.60, $P = 6.24E-14$], cigarettes per day (OR 1.38, 95% CI 1.13–1.67, $P = 0.001$) and lifetime smoking (OR 1.96, 95% CI 1.41–2.73, $P = 7.32E-05$) on psoriasis. Additionally, a suggestive causal effect of smoking cessation on psoriasis was observed (OR 1.39, 95% CI 1.07–1.79, $P = 0.012$). We found no causal relationship between alcohol consumption and psoriasis ($P = 0.379$). The reverse associations were not statistically significant.

Conclusions Our findings provide causal evidence for the effects of smoking on psoriasis risk.

What is already known about this topic?

- Alcohol consumption and smoking have been reported to be associated with psoriasis risk.
- Whether alcohol consumption and smoking have a causal effect on psoriasis risk remains unclear.

What does this study add?

- This Mendelian randomization study shows a causal association between smoking, but not alcohol consumption, and the risk of developing psoriasis.
- Restricting smoking could be helpful in reducing the burden of psoriasis.

Psoriasis is a complex chronic immune-mediated inflammatory disease of the skin or joints affecting approximately 2% of the global population and is a leading cause of severe comorbidities.¹ Modifiable lifestyle factors, such as smoking and alcohol consumption, have been considered potential risk factors for psoriasis.^{2,3} A prospective study showed that alcohol consumption could increase psoriasis risk.⁴ However, another two recent cohort studies did not support a clear link between alcohol consumption and psoriasis.^{5,6} Current evidence on the relationship between alcohol consumption and psoriasis is controversial. Although a positive association between smoking and psoriasis was well identified by observational studies,^{2,7} these studies are susceptible to uncontrolled confounders.⁵ For example, depression is a potential confounder because it increases the risk of both smoking and psoriasis.^{8,9}

Considering the weakness of regular observational studies, whether the association between alcohol consumption as well as smoking and psoriasis reflects true causation or is confounded remains unclear. Mendelian randomization (MR) offers a means, utilizing genetic variants as instrumental variables (IVs), to infer the causal effect between the exposure and the outcome,¹⁰ as genetic variation (1) is fixed and randomly assigned during meiosis, and (2) is not affected by environmental factors, which minimizes potential confounders and reverse causality.¹¹ Here, we implemented bidirectional MR analyses to explore the causal relationship between alcohol consumption as well as smoking and psoriasis.

Methods

Study design

Figure 1a shows a flowchart of our study design. Firstly, we applied linkage disequilibrium score regression (LDSC) to assess the genetic correlations between alcohol consumption as well as smoking and psoriasis. Secondly, we carried out MR to evaluate the causal effect of alcohol consumption as well as smoking on psoriasis as the discovery stage (Tsoi *et al.*¹²) and then replicated these relationships in the FinnGen consortium data. Finally, we performed reverse MR to assess whether psoriasis was associated with alcohol consumption and smoking.

Data sources

In this study, we obtained genetic variables for alcohol consumption ($N = 941\,280$), smoking initiation ($N = 1\,232\,091$), cigarettes per day ($N = 337\,334$) (by combining smoking status

as well as smoking duration, heaviness and cessation in ever smokers) and smoking cessation ($N = 547\,219$) (contrasting current vs. former smokers) from a large genome-wide association study (GWAS) released by the GSCAN consortium (GWAS and Sequencing Consortium of Alcohol and Nicotine use).¹³ The lifetime smoking (reflecting a composite measure of smoking initiation, years of smoking, smoking heaviness and smoking cessation) GWAS results ($N = 462\,690$)⁸ were obtained from the UK Biobank as a supplement. Summary statistics for both smoking and alcohol consumption do not include the subjects from 23andMe.

We obtained genetic instruments for psoriasis from a recent GWAS meta-analysis of eight cohorts with 305 801 samples (where 19 032 are cases).¹² The summary statistics for psoriasis lack samples from 23andMe owing to restricted access to genome-wide 23andMe data. Hence, the summary statistics as the outcome data for psoriasis in our summary-level MR analysis included 34 842 individuals (13 299 psoriasis cases and 21 543 controls), as the discovery stage. All psoriasis cases were diagnosed by clinicians. As well, we used the summary statistics for psoriasis from the FinnGen consortium (4510 psoriasis cases and 212 242 controls) for replication. The detailed information of the data sources is presented in Table 1.

Statistical analysis

The genetic correlations between alcohol consumption, smoking and psoriasis were estimated using the LDSC.¹⁴ This method utilizes the genome, multiplies the Z-scores genetically associated with trait 1 by the Z-scores genetically associated with trait 2, and then regresses the product on the LD score to obtain the slope, which represents genetic correlation.

MR analysis should satisfy the three MR assumptions (Figure 1b). Initially, we selected reported single-nucleotide polymorphisms (SNPs) that were independently distributed and reached genome-wide significance ($P < 5 \times 10^{-8}$) as IVs to represent genetic susceptibility to exposure. The SNPs having a direct association with the outcome ($P < 5 \times 10^{-8}$) were excluded from the corresponding MR analysis. Data harmonization was made to ensure the correspondence of the allele between the exposure and the outcome. The random-effects inverse-variance weighted (IVW) model was considered as the primary method. In view of the third assumption of MR, we also applied a series of sensitivity analyses: (1) The weighted median method provides a robust estimate of the effect, when more than half of IVs are valid.¹⁵ (2) The MR Egger regression method gives a consistent causal effect estimate even

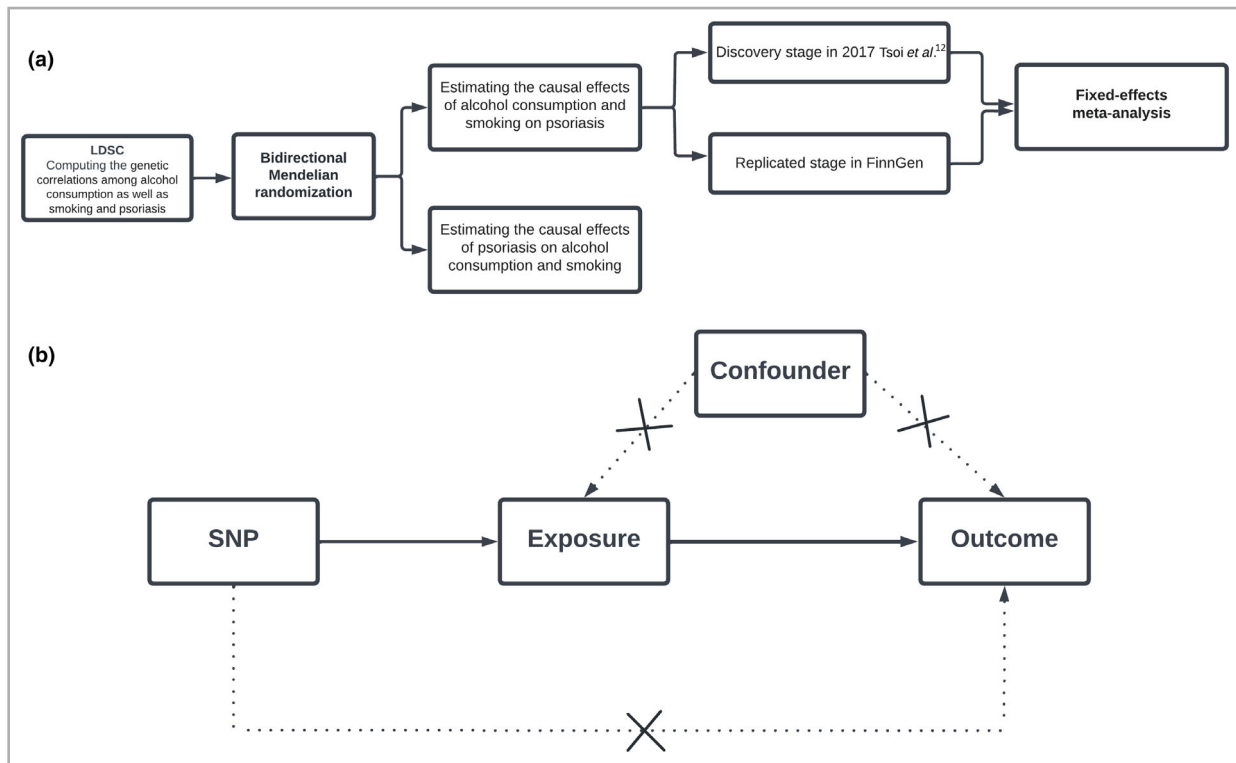


Figure 1 Flowchart of study design. (a) The process of research analysis (Tsoi *et al.*¹²). (b) Graphical relationship diagrams of Mendelian randomization (MR). MR relies on three assumptions: the genetic variants selected as instruments must (1) associate robustly with the exposure, (2) be independent of confounders and (3) not directly affect the outcome, except through their effect on the exposure. LDSC, linkage disequilibrium score regression; SNP, single-nucleotide polymorphism.

when all the IVs are invalid based on the InSIDE (INstrument Strength Independent of Direct Effect) assumption. The InSIDE hypothesis is violated when variation is pleiotropically affected by different confounders.¹⁶ The intercept from MR Egger was adopted to assess the directional pleiotropy. $P < 0.05$ suggests the existence of pleiotropy.¹⁷ (3) The MR pleiotropy residual sum and outlier (MR PRESSO) method provides a corrected estimate by removing potentially pleiotropic SNPs.¹⁸ The MR PRESSO global test was used to evaluate overall horizontal pleiotropy. Derived causal estimates in the discovery stage and the replication stage were combined using fixed-effects meta-analysis. Furthermore, we checked the heterogeneity among SNPs in IVW and MR Egger estimators using Cochran's Q statistic. We applied the leave-one-out method to examine whether each SNP causes drive or bias on the summary estimates by eliminating each SNP and calculating the meta-effect of the remaining SNPs. In addition, we conducted the MR analysis to test potential for reverse causality (that is, we assessed the effects of psoriasis on alcohol consumption as well as smoking).

All statistical tests were two-sided and performed using the 'TwoSampleMR' package (version 0.5.6) and 'MR-PRESSO' package (version 1.0) in R software 4.1.0 and software package LDSC (version 1.0.1). To account for multiple testing, we used Bonferroni-corrected thresholds of 0.003 ($\alpha = 0.05/15$) in our LDSC analyses and 0.005 ($\alpha = 0.05/10$) in our

bidirectional MR analyses. We considered P below the threshold as significant evidence of associations.

Results

Genetic correlations

Smoking initiation ($r_g = 0.152$, $P = 5.9E-08$), cigarettes per day ($r_g = 0.139$, $P = 4.3E-05$), lifetime smoking ($r_g = 0.171$, $P = 8.27E-08$) and smoking cessation ($r_g = 0.217$, $P = 2E-04$) showed a positive genetic correlation with psoriasis. However, the significance of the genetic correlation between alcohol consumption and psoriasis did not survive after Bonferroni correction ($r_g = 0.067$, $P = 0.028$). There are positive genetic correlations between different smoking phenotypes and between smoking and alcohol consumption (Figure 2, Table S1; see Supporting Information).

Mendelian randomization

The SNPs used in this study are presented in Tables S2–S7 (see Supporting Information). There are 99, 378, 55, 126, 24 and 58 SNPs as instrumental variables for alcohol consumption, smoking initiation, cigarettes per day, lifetime smoking, smoking cessation and psoriasis, respectively. As shown in Figure 3 and Tables S8 and S9 (see Supporting Information),

Table 1 Characteristics of data in this study

Trait	Sample size (cases)	Population	Data source	Unit
Psoriasis	305801 (19032)	European	PMID:28537254	LogOR
Psoriasis	216752 (4510)	European	FinnGen	LogOR
Alcohol consumption	941280	European	GSCAN	1-SD increase in log-transformed alcoholic drinks per week
Smoking initiation	1232091	European	GSCAN	Ever smoked regularly compared with never smoked
Cigarettes per day	337334	European	GSCAN	1-SD increase in the number of cigarettes smoked per day
Smoking cessation	547219	European	GSCAN	Contrasting current vs. former smokers
Lifetime smoking	462690	European	UK Biobank	1-SD increase in the lifetime smoking score is equivalent to an individual smoking 20 cigarettes a day for 15 years and stopping 17 years ago or an individual smoking 60 cigarettes a day for 13 years and stopping 22 years ago

GSCAN, Sequencing Consortium of Alcohol and Nicotine use; LogOR, log odds ratio; PMID, PubMed ID.

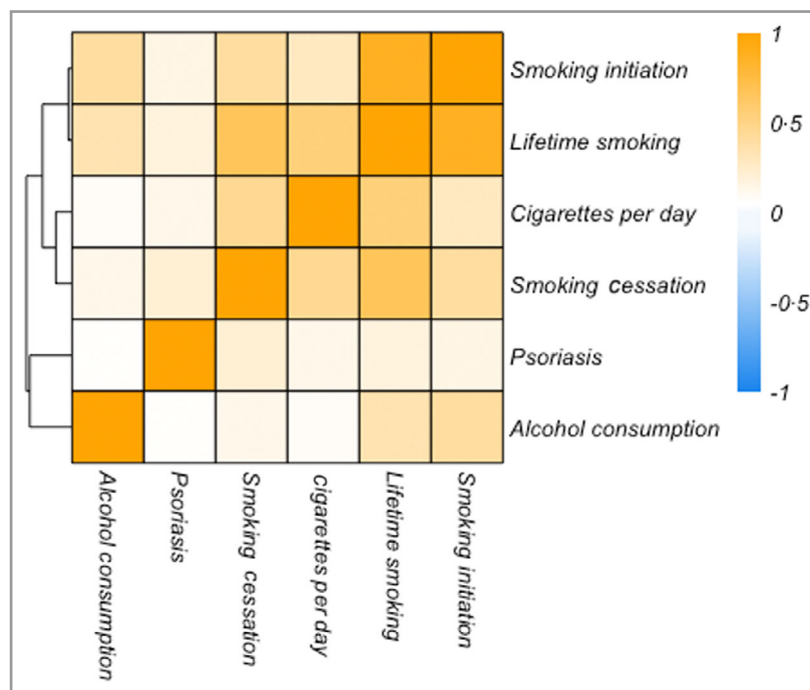


Figure 2 Heat map of genetic correlation (linkage disequilibrium score regression). Blue boxes indicate negative correlation; orange boxes, positive genetic correlation. Distance on cluster dendrogram measures the similarity between traits. Correlation values including P between alcohol consumption as well as smoking and psoriasis are presented in Table S1 (see Supporting Information).

higher smoking initiation, cigarettes per day and lifetime smoking led to a higher risk of psoriasis in the discovery stage (Tsoi *et al.*¹²). The positive association of smoking initiation and lifetime smoking was replicated in the dataset from the FinnGen consortium. The combined odds ratios (ORs) for the effect of smoking initiation and lifetime smoking on psoriasis were 1.46 [95% confidence interval (CI) 1.32–1.60, $P = 6.24E-14$] and 1.96 (95% CI 1.41–2.73, $P = 7.32E-05$), respectively. The association between cigarettes per day and psoriasis was statistically nonsignificant in the FinnGen consortium, but was consistent in direction with the discovery stage results. The combined OR of effect of cigarettes per day on psoriasis was 1.38 (95% CI 1.13–1.67, $P = 0.001$). In the

FinnGen consortium, we additionally observed a suggestive association between smoking cessation and psoriasis. The combined OR in meta-analysis was 1.39 (95% CI 1.07–1.79, $P = 0.012$). However, we found no significant evidence to support an increased risk of psoriasis on alcohol consumption, neither in the discovery nor in the replication stage.

Sensitivity analysis results are generally consistent with the main results (Figure 3, Tables S8 and S9). Heterogeneity was found in most analyses. Although the MR Egger intercept test did not provide a significant result, the MR PRESSO global test indicated the presence of pleiotropic effects of smoking, specifically in the discovery stage (using psoriasis data from Tsoi *et al.*¹²) (Table S8). The leave-one-out analysis suggested

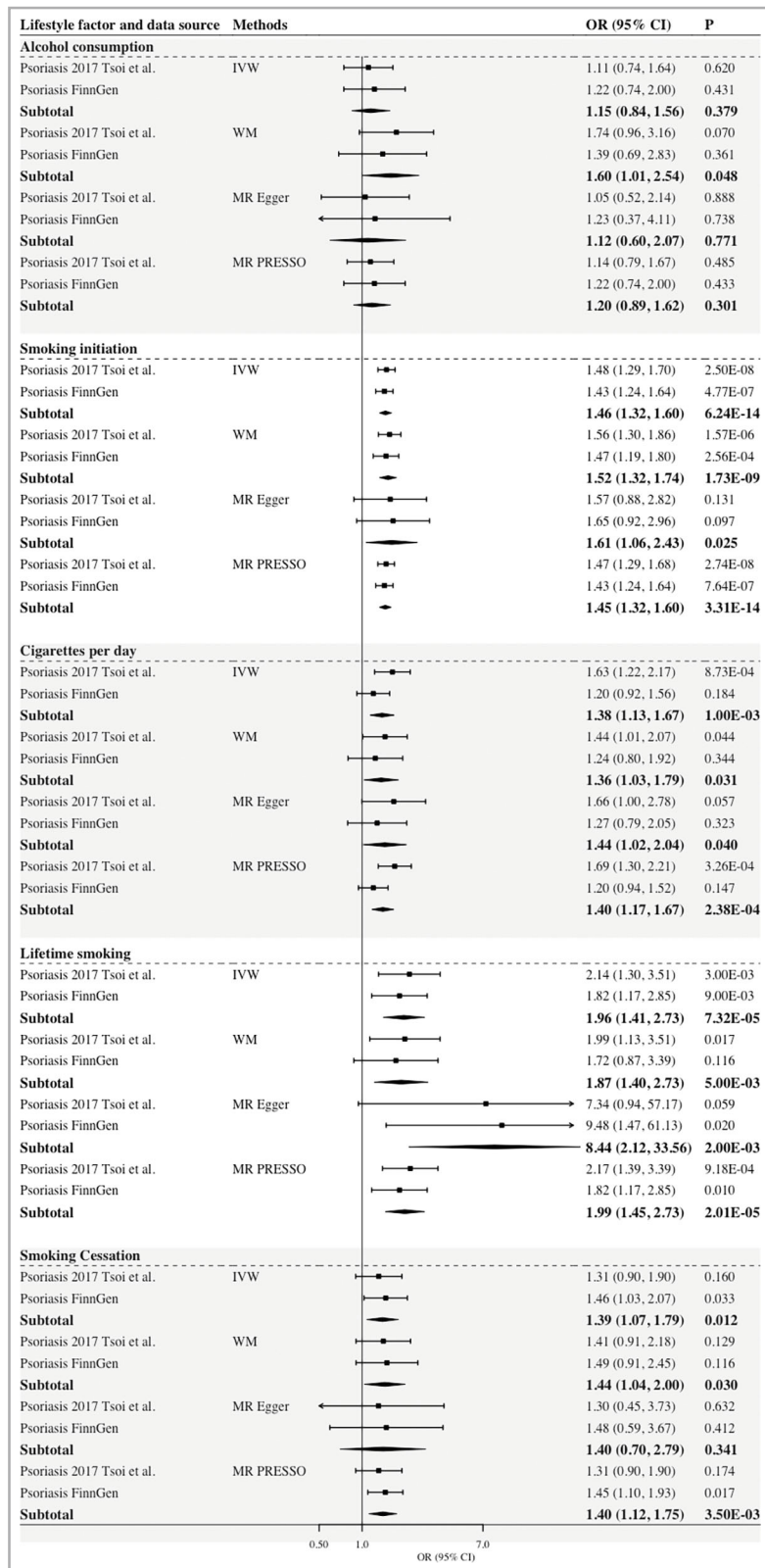


Figure 3 Forest plot of the association of alcohol consumption and smoking with psoriasis. Subtotal estimates in the discovery stage and the replication stage were combined using fixed-effects meta-analysis. CI, confidence interval; OR, odds ratio. IVW, inverse variance weighted; MR PRESSO, MR pleiotropy residual sum and outlier; WM, weighted median. To account for multiple testing, we used Bonferroni-corrected thresholds of 0.005 ($\alpha = 0.05/10$) in our MR analyses. We considered P below the threshold as significant evidence of associations.

the risk estimates of alcohol consumption and all smoking phenotype on psoriasis generally remained consistent after eliminating each single SNP at a time (Figures S1–S60; see Supporting Information). In addition, scatter, forest and funnel plots are provided in Figures S1–S60.

Reverse MR suggested that the effect of psoriasis is unlikely to increase alcohol consumption and smoking behaviour (Table S10; see Supporting Information).

Discussion

This is the first MR investigation to assess the associations of alcohol consumption as well as smoking with psoriasis from the genetic perspective. The genetic correlation test showed that smoking, rather than alcohol consumption, was genetically correlated with psoriasis. The MR analyses revealed a causal link between smoking, but not alcohol, and psoriasis risk. In addition, reverse MR showed that psoriasis is not associated with either smoking or alcohol consumption.

In contrast to our findings, Poikolainen *et al.*³ found that alcohol was related to psoriasis risk among young and middle-aged men. Similar conclusions were drawn by Jankovic *et al.*¹⁹ As well, some studies have reported that alcohol abuse is more common in patients with psoriasis, and patients with psoriasis may continue to drink.^{3,6} Nevertheless, most current evidence has been obtained from cross-sectional or case-control studies, which are more susceptible to recall bias and confounders. MR offers the possibility to overcome confounders and reverse causation by utilizing genetic variants as IVs. The current study suggests that there is a null causal link between alcohol consumption and psoriasis risk. This is in line with the results of a cohort study of a Taiwanese population of 60 136 people, which found no significant link between alcohol consumption and the development of psoriasis. In addition, recent studies suggest that depression increases the risk of alcohol dependence,²⁰ while also increasing the risk of psoriasis through the brain-skin axis.⁹ Whether psoriasis leads to increased alcohol consumption or whether other confounding factors (for example, depression) lead to increased alcohol consumption needs further investigation in future studies.

MR results showed that smoking was linked to a higher risk of psoriasis, consistent with previous observational studies. A meta-analysis of 28 studies suggested that smoking may be a risk factor for psoriasis.⁷ A Korean nationwide cohort study also suggested that the risk for psoriasis increases with the amount and duration of smoking.² This conclusion was confirmed in another cohort study in Taiwan.⁵ Our MR study provides suggestive evidence that current smokers have a higher risk of developing psoriasis compared with former smokers, which supports a previous cohort study observing a graded reduction of psoriasis risk with an increase in time since smoking cessation.²¹ Such findings highlight that smoking cessation programmes may be helpful for reducing the adverse impact of smoking on psoriasis.

Substantial evidence has shown that cigarette smoke causes systemic oxidative damage, characterized by the excessive

formation of reactive oxygen species (ROS). In the pathogenesis of psoriasis, ROS may serve as second messengers, triggering a variety of cellular effects in parallel with the findings of their role in endothelial dysfunction and atherosclerosis.²² ROS-related cellular pathways active in psoriasis comprise mitogen-activated protein kinase (MAPK), nuclear factor- κ B (NF- κ B) and Janus kinase/signal transducers and activators of transcription (JAK-STAT).²³ These pathways are likely to converge on nitric oxide, as its expression levels were elevated in dendritic cells (DCs) in psoriatic plaques.²⁴ Smoking also activates innate immune cells involved in the psoriasis pathogenesis including DCs, macrophages and keratinocytes. These cells produce a cascade of cytokines, such as tumour necrosis factor- α , interleukin (IL)-1 β , IL-6 and IL-23, which stimulate T lymphocytes and in turn innate cells, perpetuating a cycle of chronic inflammation.²⁵ In addition, an important genetic component has long been involved in the pathogenesis of psoriasis, and studies have shown that smoking alters expression in several psoriasis-related genes.²⁶ The association was suggested by our LDSC findings, which found that there was genetic correlation between smoking and psoriasis.

Our study has several strengths. Firstly, the use of genetic variants in the MR setting could minimize potential confounding and reverse causation. Secondly, the identified potential causal associations were consistent across sensitivity analyses and were replicated in FinnGen, except for cigarettes per day. Thirdly, we applied multiple smoking phenotypes, which capture smoking status at various stages and comprehensively reflect smoking duration and smoking heaviness. The consistency of associations between these phenotypes and psoriasis suggests the robustness of our results. In addition, we combined two psoriasis datasets with approximately 23 542 cases using a meta-analysis to strengthen the power.

However, our study also has some limitations. Firstly, there is only one alcohol consumption phenotype at our disposal, which does not adequately reflect the various stages of drinking, such as duration of drinking, amount of drinking, etc. The association between alcohol intake and psoriasis requires further investigation in future studies. Secondly, because our study population is all European, the generalization of this conclusion to other races requires further research. One major vulnerability of MR study is pleiotropy-induced bias: the presence of pleiotropy affects true causal estimates. In order to enhance the results of robustness, we applied a series of sensitivity analyses, and our results suggest that the estimated effects were approximately unbiased on the basis of sensitivity analyses. Considering the issue of low statistical power, we did not investigate the different types of psoriasis. Further MR studies looking into the type-specific associations would be of interest when GWAS data with larger sample sizes are available.

In summary, our study provides genetic evidence supporting the causal effects of smoking on psoriasis risk, suggesting that restricting smoking could be helpful in reducing the burden of psoriasis.

Acknowledgments

We thank the investigators of original genome-wide association study who provided the summary statistics.

Funding sources

None.

Conflicts of Interest

The authors declare they have no conflicts of interest.

Data availability

Supplementary material available at <https://doi.org/10.6084/m9.figshare.20065745>.

Ethics statement

The manuscript does not contain clinical studies or patient data.

Supporting Information

Additional Supporting Information may be found in the online version of this article at the publisher's website:

Figures S1–S8. Plots showing the effect of alcohol consumption on psoriasis (S1–S4: Tsoi *et al.*¹²; S5–S8: FinnGen).

Figures S9–S16 Plots showing the effect of smoking initiation on psoriasis (S9–S12: Tsoi *et al.*¹²; S13–S16: FinnGen).

Figures S17–S24 Plots showing the effect of cigarettes per day on psoriasis (S17–S20: Tsoi *et al.*¹²; S21–S24: FinnGen).

Figures S25–S32 Plots showing the effect of lifetime smoking on psoriasis (S25–S28: Tsoi *et al.*¹²; S29–S32: FinnGen).

Figures S33–S36 Plots showing the effect of smoking cessation on psoriasis (S33–S36: Tsoi *et al.*¹²; S37–S40: FinnGen).

Figures S41–S60 Plots showing the effect of psoriasis (Tsoi *et al.*¹²) on alcohol consumption (S41–S44); smoking initiation (S45–S48); cigarettes per day (S49–S52); lifetime smoking (S53–S56) and smoking cessation (S57–S60).

Table S1 Genetic correlation between alcohol consumption as well as smoking and psoriasis.

Tables S2–S7 Characteristics of SNPs used in the present MR study as genetic instruments for alcohol consumption (S2), smoking initiation (S3), cigarettes per day (S4), lifetime smoking (S5), smoking cessation (S6) and psoriasis (S7).

Table S8 MR results of the causal effect of alcohol consumption as well as smoking on psoriasis.

Table S9 The results of meta-analysis.

Table S10 MR results of the causal effect of psoriasis on alcohol consumption as well as smoking.

References

- Boehncke WH, Schon MP. Psoriasis. *Lancet* 2015; **386**:983–94.
- Lee EJ, Han KD, Han JH *et al.* Smoking and risk of psoriasis: a nationwide cohort study. *J Am Acad Dermatol* 2017; **77**:573–5.
- Poikolainen K, Reunala T, Karvonen J *et al.* Alcohol intake: a risk factor for psoriasis in young and middle aged men? *BMJ* 1990; **300**:780–3.
- Qureshi AA, Dominguez PL, Choi HK *et al.* Alcohol intake and risk of incident psoriasis in US women: a prospective study. *Arch Dermatol* 2010; **146**:1364–9.
- Dai YX, Wang SC, Chou YJ *et al.* Smoking, but not alcohol, is associated with risk of psoriasis in a Taiwanese population-based cohort study. *J Am Acad Dermatol* 2019; **80**:727–34.
- Brenaut E, Horreau C, Pouplard C *et al.* Alcohol consumption and psoriasis: a systematic literature review. *J Eur Acad Dermatol Venerol* 2013; **27** (Suppl. 3):30–5.
- Armstrong AW, Harskamp CT, Dhillon JS *et al.* Psoriasis and smoking: a systematic review and meta-analysis. *Br J Dermatol* 2014; **170**:304–14.
- Wootton RE, Richmond RC, Stuijzand BG *et al.* Evidence for causal effects of lifetime smoking on risk for depression and schizophrenia: a Mendelian randomisation study. *Psychol Med* 2020; **50**:2435–43.
- Wang X, Li Y, Wu L *et al.* Dysregulation of the gut–brain–skin axis and key overlapping inflammatory and immune mechanisms of psoriasis and depression. *Biomed Pharmacother* 2021; **137**:111065.
- Davey Smith G, Hemani G. Mendelian randomization: genetic anchors for causal inference in epidemiological studies. *Hum Mol Genet* 2014; **23**:R89–98. <https://doi.org/10.1093/hmg/ddu328>.
- Burgess S, Small DS, Thompson SG. A review of instrumental variable estimators for Mendelian randomization. *Stat Methods Med Res* 2017; **26**:2333–55.
- Tsoi LC, Stuart PE, Tian C *et al.* Large scale meta-analysis characterizes genetic architecture for common psoriasis associated variants. *Nat Commun* 2017; **8**:15382.
- Liu M, Jiang Y, Wedow R *et al.* Association studies of up to 1.2 million individuals yield new insights into the genetic etiology of tobacco and alcohol use. *Nat Genet* 2019; **51**:237–44.
- Docherty AR, Moscati A, Dick D *et al.* Polygenic prediction of the phenome, across ancestry, in emerging adulthood. *Psychol Med* 2018; **48**:1814–23.
- Bowden J, Davey Smith G, Haycock PC *et al.* Consistent estimation in Mendelian randomization with some invalid instruments using a weighted median estimator. *Genet Epidemiol* 2016; **40**:304–14.
- Burgess S, Thompson SG. Interpreting findings from Mendelian randomization using the MR-Egger method. *Eur J Epidemiol* 2017; **32**:377–89.
- Kemp JP, Sayers A, Smith GD *et al.* Using Mendelian randomization to investigate a possible causal relationship between adiposity and increased bone mineral density at different skeletal sites in children. *Int J Epidemiol* 2016; **45**:1560–72.
- Verbanck M, Chen CY, Neale B *et al.* Detection of widespread horizontal pleiotropy in causal relationships inferred from Mendelian randomization between complex traits and diseases. *Nat Genet* 2018; **50**:693–8.
- Jankovic S, Raznatovic M, Marinkovic J *et al.* Risk factors for psoriasis: a case–control study. *J Dermatol* 2009; **36**:328–34.
- Bulloch A, Lavorato D, Williams J *et al.* Alcohol consumption and major depression in the general population: the critical importance of dependence. *Depress Anxiety* 2012; **29**:1058–64.
- Li W, Han J, Choi HK *et al.* Smoking and risk of incident psoriasis among women and men in the United States: a combined analysis. *Am J Epidemiol* 2012; **175**:402–13.
- Okayama Y. Oxidative stress in allergic and inflammatory skin diseases. *Curr Drug Targets Inflamm Allergy* 2005; **4**:517–19.

- 23 Zhou Q, Mrowietz U, Rostami-Yazdi M. Oxidative stress in the pathogenesis of psoriasis. *Free Radic Biol Med* 2009; **47**:891–905.
- 24 Lowes MA, Chamian F, Abello MV *et al.* Increase in TNF-alpha and inducible nitric oxide synthase-expressing dendritic cells in psoriasis and reduction with efalizumab (anti-CD11a). *Proc Natl Acad Sci U S A* 2005; **102**:19057–62.
- 25 Nestle FO, Kaplan DH, Barker J. Psoriasis. *N Engl J Med* 2009; **361**:496–509.
- 26 Kramer U, Esser C. Cigarette smoking, metabolic gene polymorphism, and psoriasis. *J Invest Dermatol* 2006; **126**:693–4; author reply 695.