




# Childhood trauma and depressive symptoms in bipolar disorder: A network analysis

Anna L. Wrobel<sup>1,2</sup>  | Sue M. Cotton<sup>2,3</sup> | Anuradhi Jayasinghe<sup>2,4</sup> |  
 Claudia Diaz-Byrd<sup>5</sup> | Anastasia K. Yocum<sup>5</sup> | Alyna Turner<sup>1,6</sup> |  
 Olivia M. Dean<sup>1,7</sup> | Samantha E. Russell<sup>1</sup> | Elizabeth R. Duval<sup>5</sup> |  
 Tobin J. Ehrlich<sup>5</sup>  | David F. Marshall<sup>5</sup> | Michael Berk<sup>1,2,3,7,8</sup>  |  
 Melvin G. McInnis<sup>5</sup>

<sup>1</sup>IMPACT – The Institute for Mental and Physical Health and Clinical Translation, School of Medicine, Deakin University, Geelong, Victoria, Australia

<sup>2</sup>Orygen, Parkville, Victoria, Australia

<sup>3</sup>Centre for Youth Mental Health, University of Melbourne, Parkville, Victoria, Australia

<sup>4</sup>School of Psychology, Deakin University, Geelong, Victoria, Australia

<sup>5</sup>Department of Psychiatry, University of Michigan Medical School, Ann Arbor, Michigan, USA

<sup>6</sup>School of Medicine and Public Health, University of Newcastle, Callaghan, New South Wales, Australia

<sup>7</sup>Florey Institute for Neuroscience and Mental Health, University of Melbourne, Melbourne, Victoria, Australia

<sup>8</sup>Department of Psychiatry, Royal Melbourne Hospital, University of Melbourne, Parkville, Victoria, Australia

## Correspondence

Anna L. Wrobel, IMPACT– School of Medicine, Deakin University, Health Education Research Building (HERB)—Level 3, Barwon Health, P.O. Box 281, Geelong, VIC, 3220, Australia.  
 Email: [anna.wrobel@deakin.edu.au](mailto:anna.wrobel@deakin.edu.au)

## Funding information

Department of Psychiatry and the Eisenberg Family Depression Center at the University of Michigan; Heinz C. Prechter Bipolar Program; Richard Tam Foundation; Deakin University Centre of Research Excellence in Psychiatric Treatment Postgraduate Research Scholarship; Australian Government Research Training Program Scholarship; Deakin University Research Training Program Scholarship; NHMRC R.D. Wright Biomedical Career Development Fellowship, Grant/Award Number: APP1145634; NHMRC Senior Research Fellowship, Grant/Award Number: APP1136344; National Institutes of Mental Health, Grant/Award Number:

## Abstract

**Background:** Childhood trauma is related to an increased number of depressive episodes and more severe depressive symptoms in bipolar disorder. The evaluation of the networks of depressive symptoms—or the patterns of relationships between individual symptoms—among people with bipolar disorder with and without a history of childhood trauma may assist in further clarifying this complex relationship.

**Methods:** Data from over 500 participants from the Heinz C. Prechter Longitudinal Study of Bipolar Disorder were used to construct a series of regularised Gaussian Graphical Models. The networks of individual depressive symptoms—self-reported (Patient Health Questionnaire—9;  $n = 543$ ) and clinician-rated (Hamilton Depression Rating Scale—17;  $n = 529$ )—among participants with bipolar disorder with and without a history of childhood trauma (Childhood Trauma Questionnaire) were characterised and compared.

**Results:** Across the sets of networks, *depressed mood* consistently emerged as a central symptom (as indicated by strength centrality and expected influence); regardless of participants' history of childhood trauma. Additionally, *feelings of worthlessness* emerged as a key symptom in the network of self-reported depressive symptoms among participants with—but not without—a history of childhood trauma.

This is an open access article under the terms of the [Creative Commons Attribution-NonCommercial-NoDerivs](https://creativecommons.org/licenses/by-nc-nd/4.0/) License, which permits use and distribution in any medium, provided the original work is properly cited, the use is non-commercial and no modifications or adaptations are made.

© 2023 The Authors. *Acta Psychiatrica Scandinavica* published by John Wiley & Sons Ltd.

K23MH109762; NHMRC Senior Principal Research Fellowship, Grant/Award Number: APP1156072

**Conclusion:** The present analyses—although exploratory—provide nuanced insights into the impact of childhood trauma on the presentation of depressive symptoms in bipolar disorder, which have the potential to aid detection and inform targeted intervention development.

**KEYWORDS**

bipolar disorder, childhood abuse, depression, mental disorders, psychiatry

## 1 | INTRODUCTION

Bipolar disorder (BD) is a lifelong illness, which frequently leads to functional impairments and diminished quality of life.<sup>1,2</sup> Even when correctly diagnosed and treated, recovery rates remain suboptimal.<sup>3–5</sup> Therefore, innovative treatment approaches are urgently required. A history of childhood trauma is known to contribute to a poorer course of BD—including greater severity of the depressive phase of the illness.<sup>6</sup> Evaluating the patterns of relationships between individual depressive symptoms—or the *networks* of depressive symptoms—among participants with BD with and without a history of childhood trauma may assist in providing clarification of this association. Importantly, establishing how specific factors contribute to individuals' clinical presentation may lead to more personalised treatments, potentially facilitating better outcomes.<sup>7</sup>

### 1.1 | Network analysis: A useful approach to psychopathology?

Recently, there has been increasing interest in the network approach to understanding psychopathology with researchers stepping away from the conceptualisation of mental disorders as latent entities that cause symptoms to arise.<sup>8–11</sup> The theory underlying network analysis posits that mental disorders emerge from the interconnections among their integral symptoms.<sup>10,11</sup> Specifically, the incidence of an individual symptom is thought to increase the likelihood of interconnected symptoms arising, which, in turn, may lead to an episode of illness.<sup>10,11</sup> Network analysis facilitates a graphical visualisation of symptoms (termed 'nodes') included in a network and allows for the estimation of the strength of symptom-to-symptom relationships.<sup>12,13</sup> From network analyses, symptoms 'central' to a network (i.e., with greater/stronger connections to other symptoms) can be identified. Importantly, the identification of central symptoms could guide the development of targeted and effective interventions.<sup>14</sup>

### Significant outcomes

- The present findings consistently implicate *depressed mood* as a central symptom, reinforcing the clinical conceptualisation of *depressed mood* as a core feature of depression in bipolar disorder.
- In addition to *depressed mood*, *feelings of worthlessness* emerged as a symptom of potential importance specifically for individuals with a history of childhood trauma.
- Despite the exploratory nature of the present analyses, they provide nuanced insights into the presentation of depressive symptoms among individuals with bipolar disorder with and without a history of childhood trauma, potentially creating a foundation to inform targeted intervention development.

### Limitations

- The instruments used to measure depressive symptoms in the present study were not specifically developed to assess the clinical profile of depression in bipolar disorder.
- According to current guidelines, the centrality indices of some of the estimated networks were not sufficiently stable, which means that the networks need to be interpreted with adequate caution.
- The present analyses were based on cross-sectional data only.

### 1.2 | Network analysis in BD: What are the initial findings?

Although network analyses conducted on data from individuals with BD remain scarce, symptom networks—including networks of depressive symptoms—have recently been constructed.<sup>15,16</sup> For instance, Weintraub et al.<sup>16</sup> explored a network consisting of depressive and

manic symptoms in a sample of treatment-seeking adolescents at risk of or with a diagnosis of BD ( $N = 272$ ). Here, the researchers identified depressed mood and fatigue as the most central symptoms of the network. Building on this work, McNally et al.<sup>15</sup> estimated the networks of depressive and manic symptoms among 486 adult participants with BD and highlighted low energy, inadequacy, depressed mood, anhedonia, and pessimism as the central symptoms in the network of depressive symptoms. It is worth emphasising that depressed mood and fatigue/low energy consistently emerged as symptoms of significant importance in the network of depressive symptoms among individuals with BD.

### 1.3 | The network of depressive symptoms in BD: Is childhood trauma an influential factor?

Individuals with BD who have a history of childhood trauma report more depressive episodes and experience more severe depressive symptoms, than individuals without a history of childhood trauma.<sup>6,17</sup> Interestingly, in other clinical populations (e.g., major depressive disorder) associations between childhood trauma and the experience of specific domains of depressive symptoms have also been highlighted.<sup>18–20</sup> Therefore, differences between individuals with BD with and without a history of childhood trauma could be clarified by appraising their networks of depressive symptoms—including the relative importance or centrality of each symptom represented in the relevant networks. This network analysis could provide crucial insights into how the presentation of depressive symptoms among individuals with BD who have a history of childhood trauma compares to that of individuals without such a history.

### 1.4 | The current study

Data from a large cohort of individuals with BD were used to characterise and contrast the networks of depressive symptoms among participants with and without a history of childhood trauma. As self-reported and clinician-rated instruments of depressive symptoms have been shown not to be equivalent measures,<sup>21,22</sup> two sets of networks were constructed: representing (1) self-reported and (2) clinician-rated depressive symptoms. Given the evidence of the differential effects of the subtypes of childhood trauma on the clinical presentation of BD,<sup>23,24</sup> additional networks were estimated for participants with a history of physical trauma, emotional trauma, and sexual abuse, respectively.

## 2 | METHODS

### 2.1 | Design

Data were from the Heinz C. Prechter Longitudinal Study of Bipolar Disorder (Prechter Study), an ongoing (2005–present) open cohort study of over 1500 adults with BD and healthy controls.<sup>25</sup> The Institutional Review Board of the University of Michigan gave ethical approval for the Prechter Study. All participants provided written informed consent. Comprehensive information about the design of the Prechter Study was published elsewhere.<sup>25</sup>

### 2.2 | Participants

Participants with a diagnosis of BDI, BDII, BD not otherwise specified, and schizoaffective disorder (bipolar type) were selected for the present study. Diagnostic assessments were conducted with the Diagnostic Interview for Genetic Studies (DIGS).<sup>26</sup> Diagnoses were confirmed through a best-estimate process completed by multiple doctoral-level clinicians (i.e., following the Diagnostic and Statistical Manual of Mental Disorders, fourth edition [DSM-IV] criteria).<sup>27</sup> Additionally, selected participants provided information on childhood trauma and depressive symptoms (self-reported and/or clinician-rated) upon entry to the Prechter Study.

### 2.3 | Measures

#### 2.3.1 | Diagnosis and demographics

The DIGS<sup>26</sup> is a semi-structured clinical interview for major psychiatric disorders. Demographics were recorded as part of this interview.

#### 2.3.2 | Childhood trauma

The Childhood Trauma Questionnaire (CTQ)<sup>28</sup> was used to determine whether participants have a history of childhood trauma. The 28 items of the CTQ make up the following five subscales: physical abuse, sexual abuse, emotional abuse, physical neglect, and emotional neglect. Participants who reported a score of moderate severity (or higher) on at least one subscale (physical abuse  $\geq 10$ , sexual abuse  $\geq 8$ , emotional abuse  $\geq 13$ , physical neglect  $\geq 10$ , emotional neglect  $\geq 15$ )<sup>29</sup> were coded as having a history of childhood trauma (i.e., ‘any childhood trauma’). Participants with scores below moderate severity on all subscales were coded as having no history of

childhood trauma (i.e., ‘no childhood trauma’). This conceptualisation aligns with previous studies.<sup>30–32</sup>

### 2.3.3 | Depressive symptoms (self-reported)

The 9 items of the Patient Health Questionnaire (PHQ-9)<sup>33</sup> were used to indicate depressive symptoms (self-reported) experienced over the past 2 weeks. The items are rated on a four-point Likert scale (0 = ‘not at all’; 3 = ‘nearly every day’), with higher scores indicating greater severity.

### 2.3.4 | Depressive symptoms (clinician-rated)

The 17 items of the Hamilton Depression Rating Scale (HAMD-17)<sup>34</sup> were used to indicate depressive symptoms (clinician-rated) experienced over the past 2 weeks. Nine items are rated on a five-point (e.g., 0 = ‘absent’; 4 = ‘severe’), while eight items are rated on a three-point Likert scale (e.g., 0 = ‘absent’; 2 = ‘obvious, severe’). Higher scores indicate greater severity.

## 2.4 | Statistical analysis

All statistical analyses were run in R Version 4.1.0<sup>35</sup> and RStudio.<sup>36</sup> Descriptive statistics ( $n$  [%], Mean [SD]) were calculated to summarise the characteristics of participants with and without a history of childhood trauma.

### 2.4.1 | Network estimation

Using the ‘bootnet’ package Version 1.5 in R,<sup>13</sup> a series of regularised Gaussian Graphical Models, undirected networks of partial correlations, were fitted to the data. The graphical Least Absolute Shrinkage and Selection Operator (LASSO) was employed. By limiting the total sum of absolute parameter values, resulting in the strength of many connections shrinking to zero, the graphical LASSO method returns a sparse network. Accounting for the ordinal data distribution of the items, the partial correlations were based on polychoric correlations; this approach aligns with current guidelines.<sup>13</sup>

Connections (termed ‘edges’) between nodes indicate partial correlations between variables (i.e., correlations between variables adjusted for all other variables in the network). Strength of connection (termed ‘edge weight’) is visualised through the thickness of the edge (i.e., the stronger the partial correlation, the thicker the edge). Edges with

an edge weight of zero are not included in the network, indicating that the relevant nodes are independent after adjusting for all other variables in the network (for detailed methodological discussions, see Epskamp et al.<sup>12,13</sup>).

Separate networks were estimated for participants with and without a history of childhood trauma. In the first set of networks, the items of the PHQ-9 (indicating self-reported depressive symptoms) were represented as nodes. In the second set, the items of the HAMD-17 (indicating clinician-rated depressive symptoms) were included. As secondary analyses, additional networks were estimated for participants with a history of physical trauma, emotional trauma, and sexual abuse.<sup>37\*</sup>

### 2.4.2 | Network inference

Using the ‘qgraph’ package Version 1.9.2,<sup>38</sup> two centrality indices were estimated: strength and expected influence. Node strength is the sum of the absolute edge weights of the edges between a relevant node and all other nodes. Expected influence is the sum of the edge weights, accounting for the edges’ signs.<sup>†</sup>

### 2.4.3 | Network comparison

Using the ‘NetworkComparisonTest’ package Version 2.2.1,<sup>39</sup> permutation tests (1000 permutations) were employed to compare the networks of participants with and without a history of childhood trauma on invariance of (a) global strength,<sup>‡</sup> (b) global network structure, and (c) individual edge strength, if applicable.<sup>§,39</sup> With the same method, the networks of participants with a history of physical trauma, emotional trauma, and sexual abuse were compared with the network of participants without a history of any childhood trauma.

### 2.4.4 | Network stability

Using ‘bootnet’,<sup>13</sup> non-parametric bootstrapping was used to estimate the 95% confidence intervals (CI) of the

\*To maximise sample size, three subgroups were created based on the five subscales of the CTQ: (1) physical trauma (physical abuse and/or physical neglect); (2) emotional trauma (emotional abuse and/or emotional neglect); and (3) sexual abuse.

†Values for strength centrality and expected influence are identical if a node only has positive edges.

‡Global strength refers to the overall level of connectivity of a network.

§If the test of invariance of global network structure indicated that there was a significant difference in at least one edge, invariance of individual edge strength was tested post hoc.

edge weights, indicating their accuracy. To assess the stability of the order of edge weights and strength centrality, the centrality stability (CS) coefficients were calculated (i.e., based on case-dropping subset bootstrap analyses). The CS coefficient identifies the maximum proportion of participants that can be dropped from the analysis while receiving results that highly correlate ( $r > 0.70$ ) with the original ones. A CS coefficient of  $>0.25$  indicates adequate stability; however, a CS coefficient of  $>0.50$  is preferred.<sup>13</sup> For all stability analyses, 1000 bootstrap samples were used.

### 3 | RESULTS

#### 3.1 | Sample description

Data from 543 participants (67.2% women) with a mean age of 50.3 (SD = 14.1) were used to estimate the networks of self-reported depressive symptoms.<sup>†</sup> The mean PHQ-9 item scores ranged from 0.4 (SD = 0.8; for *suicidal ideation*) to 1.5 (SD = 1.1; for *insomnia/hypersomnia*). Data from 529 participants (67.1% women) with a mean age of 50.2 (SD = 14.1) were included to calculate the networks of clinician-rated depressive symptoms. The mean HAMD-17 item scores ranged from 0.0 (SD = 0.2; for *loss of insight*) to 1.2 (SD = 1.1; for *anxiety [psychological]*). Further details regarding the descriptive characteristics of both samples are reported in Table 1.

#### 3.2 | Networks of depressive symptoms (self-reported)

The networks of self-reported depressive symptoms were estimated based on all nine items of the PHQ-9.

##### 3.2.1 | No childhood trauma

The network among participants without a history of childhood trauma comprised 29 edges (80.6% of 36 possible edges; see Figure 1). The strongest edge was between *depressed mood* and *suicidal ideation* (regularised, partial  $r$  [hereafter] = 0.49). The symptoms with the greatest strength centrality were *depressed mood* ( $z = 1.70$ ), *loss of interest* ( $z = 1.52$ ), and *insomnia/hypersomnia* ( $z = 1.30$ ). The symptoms with the greatest expected influence were *depressed mood* ( $z = 1.68$ ), *fatigue/loss of energy* ( $z = 1.07$ ), and *loss of interest* ( $z = 0.95$ ; see Figure 2).

##### 3.2.2 | Any childhood trauma

The network among participants with a history of any childhood trauma consisted of 34 edges (94.4%; see Figure 1). The strongest edge was between *loss of interest* and *depressed mood* ( $r = 0.51$ ). *Depressed mood* ( $z = 1.50$ ), *feelings of worthlessness* ( $z = 1.38$ ), and *insomnia/hypersomnia* ( $z = 1.20$ ) had the greatest strength centrality; *depressed mood* ( $z = 1.20$ ), *loss of interest* ( $z = 1.17$ ), and *feelings of worthlessness* ( $z = 0.96$ ) had the greatest expected influence (see Figure 2).

##### 3.2.3 | Physical trauma, emotional trauma, and sexual abuse

The networks among participants with a history of physical trauma, emotional trauma, and sexual abuse comprised 32 (88.9%), 30 (83.3%), and 32 (88.9%) edges, respectively (see Figure 1). The symptoms with the greatest strength centrality were *fatigue/loss of energy* ( $z = 2.13$ ) for physical trauma, *depressed mood* ( $z = 1.68$ ) for emotional trauma, and *fatigue/loss of energy* ( $z = 1.76$ ) for sexual abuse. The symptoms with the greatest expected influence were *depressed mood* for physical and emotional trauma ( $z = 1.18$  and  $1.41$ , respectively) and *loss of interest* for sexual abuse ( $z = 1.19$ ; see Supporting Information, for further details).

##### 3.2.4 | Network comparison

There were no significant differences in global strength between the networks among participants without and with a history of childhood trauma (any childhood trauma:  $S = 0.04$ ,  $p = 0.964$ ; physical trauma:  $S = 1.33$ ,  $p = 0.175$ ; emotional trauma:  $S = 0.17$ ,  $p = 0.824$ ; sexual abuse:  $S = 0.71$ ,  $p = 0.384$ ). Interestingly, the network among participants without a history of childhood trauma significantly differed from the network among participants with a history of any childhood trauma in network structure ( $M = 0.40$ ,  $p = 0.042$ ). Results from exploratory post-hoc tests indicated that there were four edges that differed significantly: *depressed mood—psychomotor agitation/retardation* ( $E = 0.23$ ,  $p = 0.037$ ); *increase/decrease in appetite—psychomotor agitation/retardation* ( $E = 0.25$ ,  $p = 0.031$ ); *insomnia/hypersomnia—suicidal ideation* ( $E = 0.31$ ,  $p = 0.016$ ); and *feelings of worthlessness—suicidal ideation* ( $E = 0.40$ ,  $p = 0.002$ ). No other significant group differences in network structure were found (physical trauma:  $M = 0.37$ ,  $p = 0.323$ ; emotional trauma:  $M = 0.31$ ,  $p = 0.428$ ; sexual abuse:  $M = 0.48$ ,  $p = 0.053$ ).

<sup>†</sup>At the time of analysis, the total sample included 845 participants with bipolar disorder.

**TABLE 1** Descriptive characteristics of the samples included in the networks of depressive symptoms—divided by history of childhood trauma

Demographic	Statistic	Networks of depressive symptoms (self-reported) ( <i>N</i> = 543)		Networks of depressive symptoms (clinician-rated) ( <i>N</i> = 529)	
		No childhood trauma ( <i>n</i> = 214)	Any childhood trauma ( <i>n</i> = 329)	No childhood trauma ( <i>n</i> = 215)	Any childhood trauma ( <i>n</i> = 314)
Gender (female)	<i>n</i> (%)	129 (60.3%)	236 (71.7%)	127 (59.1%)	228 (72.6%)
Age	<i>M</i> (SD)	47.0 (15.0)	52.4 (13.0)	47.3 (15.0)	52.2 (13.2)
Type of bipolar disorder	<i>n</i> (%)				
Bipolar I disorder		146 (68.2%)	218 (66.3%)	151 (70.2%)	211 (67.2%)
Bipolar II disorder		46 (21.5%)	66 (20.1%)	43 (20.0%)	63 (20.1%)
Bipolar NOS		17 (7.9%)	29 (8.8%)	18 (8.4%)	26 (8.3%)
Schizoaffective disorder (bipolar type)		5 (2.3%)	16 (4.9%)	3 (1.4%)	14 (4.5%)
Number of depressive episodes	<i>M</i> (SD)	67.1 (221.9)	71.4 (200.0)	61.5 (212.0)	74.5 (203.9)
Depressive symptoms (self-reported)	<i>M</i> (SD)				
Loss of interest		0.8 (1.0)	1.2 (1.1)		
Depressed mood		0.9 (0.9)	1.2 (1.0)		
Insomnia/hypersomnia		1.2 (1.1)	1.6 (1.1)		
Fatigue/loss of energy		1.1 (1.0)	1.6 (1.0)		
Increase/decrease in appetite		0.8 (1.0)	1.3 (1.1)		
Feelings of worthlessness		0.8 (0.9)	1.3 (1.1)		
Trouble concentrating		0.8 (1.0)	1.2 (1.1)		
Psychomotor agitation/retardation		0.4 (0.8)	0.8 (1.0)		
Suicidal ideation		0.3 (0.6)	0.5 (0.8)		
Total score		7.2 (6.2)	10.7 (7.0)		
Depressive symptoms (self-reported) in the clinical range	<i>n</i> (%)	70 (32.7%)	171 (52.0%)		
Depressive symptoms (clinician-rated)	<i>M</i> (SD)				
Depressed mood				0.9 (1.1)	1.3 (1.2)
Guilt				0.6 (0.9)	0.8 (1.0)
Suicidality				0.2 (0.6)	0.3 (0.7)
Initial insomnia				0.5 (0.8)	0.7 (0.9)
Middle insomnia				0.5 (0.7)	0.6 (0.8)
Delayed insomnia				0.4 (0.7)	0.5 (0.8)
Work and interest				0.8 (1.1)	1.1 (1.2)
Retardation				0.3 (0.6)	0.4 (0.7)
Agitation				0.3 (0.6)	0.5 (0.7)
Anxiety (psychological)				1.0 (1.1)	1.3 (1.2)
Anxiety (somatic)				0.6 (1.0)	0.8 (1.0)
Gastrointestinal				0.2 (0.4)	0.3 (0.6)
General somatic				0.5 (0.6)	0.7 (0.8)
Genital				0.3 (0.6)	0.4 (0.7)
Hypochondriasis				0.1 (0.4)	0.2 (0.5)

(Continues)

TABLE 1 (Continued)

Demographic	Statistic	Networks of depressive symptoms (self-reported) (N = 543)		Networks of depressive symptoms (clinician-rated) (N = 529)	
		No childhood trauma (n = 214)	Any childhood trauma (n = 329)	No childhood trauma (n = 215)	Any childhood trauma (n = 314)
Loss of insight				0.0 (0.2)	0.1 (0.2)
Weight loss				0.1 (0.3)	0.1 (0.4)
Total score				7.1 (6.4)	10.3 (7.2)
Depressive symptoms (clinician-rated) in the clinical range	n (%)			88 (40.9%)	186 (59.2%)

Note: A total of 459 participants were included in the networks of self-reported and clinician-rated depressive symptoms. Participants with and without a history of childhood trauma did not significantly differ in number of depressive episodes. Participants with and without a history of childhood trauma significantly differed in their scores on all self-reported depressive symptoms (all  $p < 0.001$ ). Scores  $\geq 10$  on the Patient Health Questionnaire—9 were considered to be within the clinical range. Participants with and without a history of childhood trauma significantly differed in their scores on the following clinician-rated depressive symptoms: *depressed mood* ( $p < 0.001$ ), *guilt* ( $p = 0.004$ ), *initial insomnia* ( $p = 0.003$ ), *middle insomnia* ( $p = 0.006$ ), *work and interest* ( $p < 0.001$ ), *retardation* ( $p = 0.010$ ), *agitation* ( $p = 0.011$ ), *anxiety (psychological)* ( $p < 0.001$ ), *gastrointestinal* ( $p < 0.001$ ), *general somatic* ( $p < 0.001$ ), *genital* ( $p = 0.022$ ), and *weight loss* ( $p = 0.028$ ). Scores  $\geq 8$  on the Hamilton Depression Rating Scale—17 were considered to be within the clinical range. Abbreviations: M, mean; SD, standard deviation.

### 3.2.5 | Network stability

The CS coefficients for the edge weights were  $\geq 0.50$  for all but one network (no childhood trauma: CS = 0.44), while the CS coefficients for strength centrality were  $\geq 0.25$  for all but two networks (any childhood trauma: CS = 0.21; sexual abuse: CS = 0.13). This indicates that these networks are interpretable and stable. As the CS coefficients for strength centrality were  $< 0.25$  for the networks of participants with a history of any childhood trauma and sexual abuse, these strength indices should be interpreted with caution (see Supporting Information, for further details).

## 3.3 | Networks of depressive symptoms (clinician-rated)

The networks of depressive symptoms (clinician-rated) were estimated based on seven items of the HAMD-17. Entering all 17 items returned non-positive definite correlation matrices, likely because of the small ratio of cases to number of items. This precluded network estimation. Given that the HAMD-6 demonstrated similar clinimetric properties to the HAMD-17,<sup>40</sup> the six items included in this version of the HAM-D were selected for the analyses.\*\* Considering the established relationship between childhood trauma and suicide rates in BD,<sup>6</sup> the HAMD-17 item assessing suicidality was additionally entered.

### 3.3.1 | No childhood trauma

The network among participants without a history of childhood trauma consisted of 17 edges (81.1% of 21 possible edges; see Figure 3). The strongest edge was between *anxiety (psychological)* and *general somatic* ( $r = 0.38$ ). The symptom with the greatest strength centrality and expected influence was *work and interest* ( $z = 1.18$ ) followed by *depressed mood* ( $z = 1.11$ ) and *retardation* ( $z = 0.80$ ; see Figure 4).

### 3.3.2 | Any childhood trauma

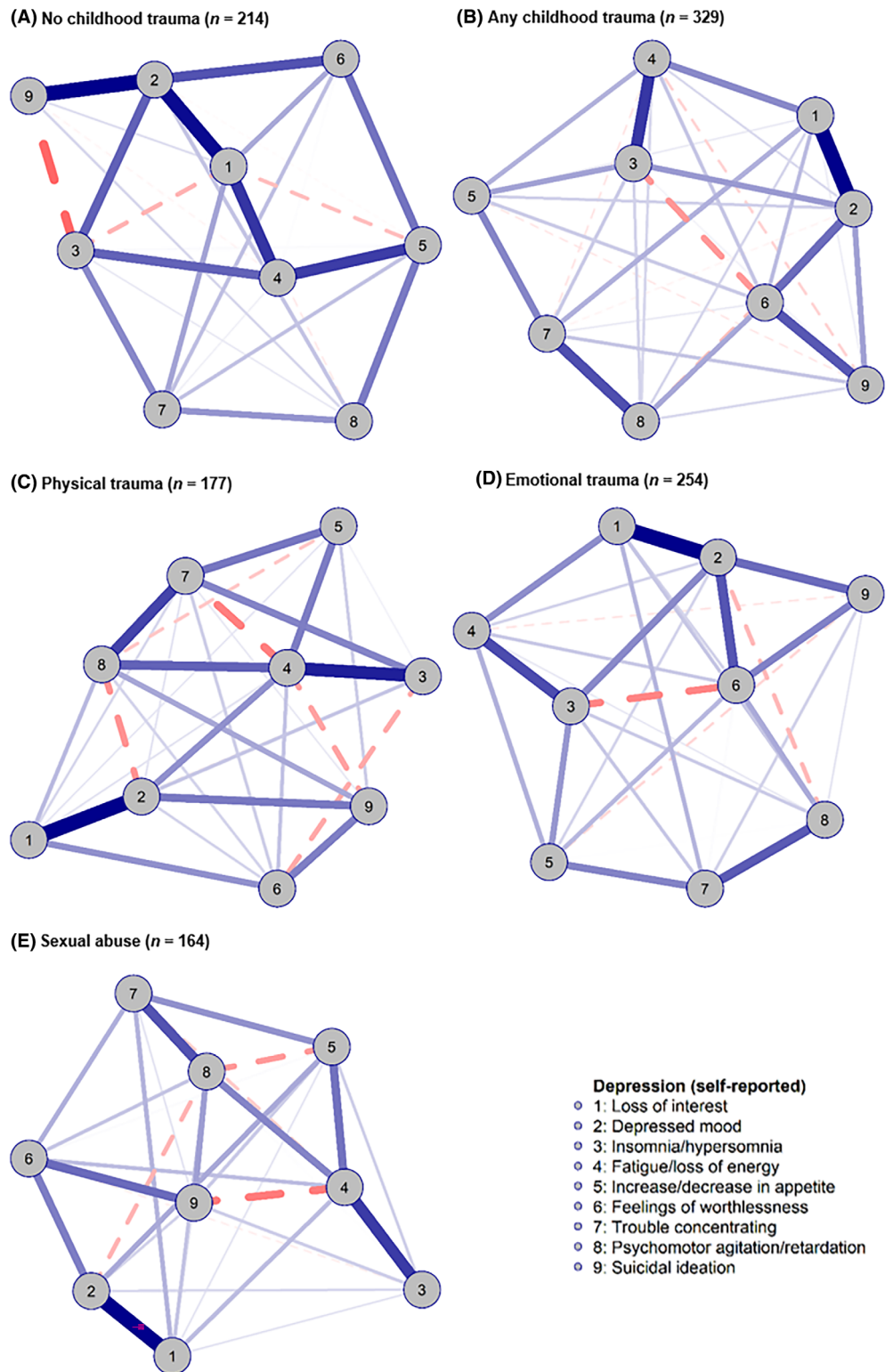
The network among participants with a history of any childhood trauma comprised 21 edges (100%; see Figure 3). The strongest edge was between *depressed mood* and *suicidality* ( $r = 0.43$ ). *Depressed mood* ( $z = 1.69$ ), *work and interest* ( $z = 0.99$  and  $0.91$ , respectively), and *general somatic* ( $z = 0.99$  and  $0.68$ , respectively) had the greatest strength centrality and expected influence (see Figure 4).

### 3.3.3 | Physical trauma, emotional trauma, and sexual abuse

The networks among participants with a history of physical trauma, emotional trauma, and sexual abuse

\*\*The following items of the HAMD-17 are included in the HAMD-6: item 1—depressed mood; item 2—guilt; item 7—work and interest; item 8—retardation; item 10—anxiety (psychological); item 13—general somatic.

**FIGURE 1** Networks of depressive symptoms (self-reported). Blue edge = positive association. Red edge = negative association

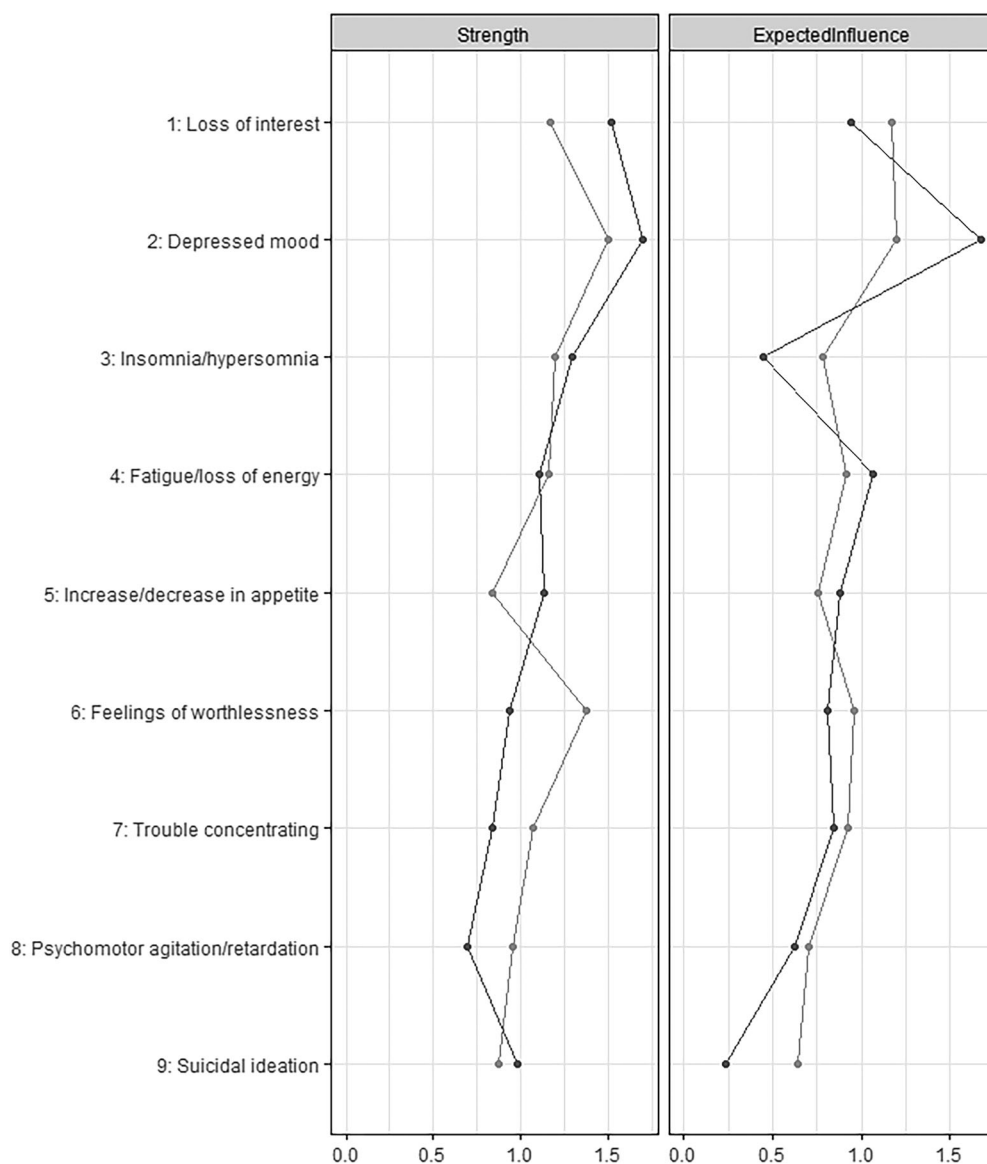


consisted of 21 (100%), 20 (95.2%), and 21 (100%) edges, respectively (see Figure 3). Across networks, *depressed mood* had the greatest strength centrality and expected influence ( $z = 1.62, 1.96, \text{ and } 1.52$ , respectively; see Supporting Information, for further details).

### 3.3.4 | Network comparison

There were no significant differences between the networks among participants without and with a history of childhood trauma in global strength (any childhood





**FIGURE 2** Strength centrality and expected influence for depressive symptoms (self-reported) among participants with (grey) and without a history of childhood trauma (black)

trauma:  $S = 0.48$ ,  $p = 0.462$ ; physical trauma:  $S = 1.28$ ,  $p = 0.096$ ; emotional trauma:  $S = 0.50$ ,  $p = 0.471$ ; sexual abuse:  $S = 1.19$ ,  $p = 0.080$ ) or network structure (any childhood trauma:  $M = 0.35$ ,  $p = 0.297$ ; physical trauma:  $M = 0.38$ ,  $p = 0.469$ ; emotional trauma:  $M = 0.41$ ,  $p = 0.168$ ; sexual abuse:  $M = 0.46$ ,  $p = 0.184$ ).

### 3.3.5 | Network stability

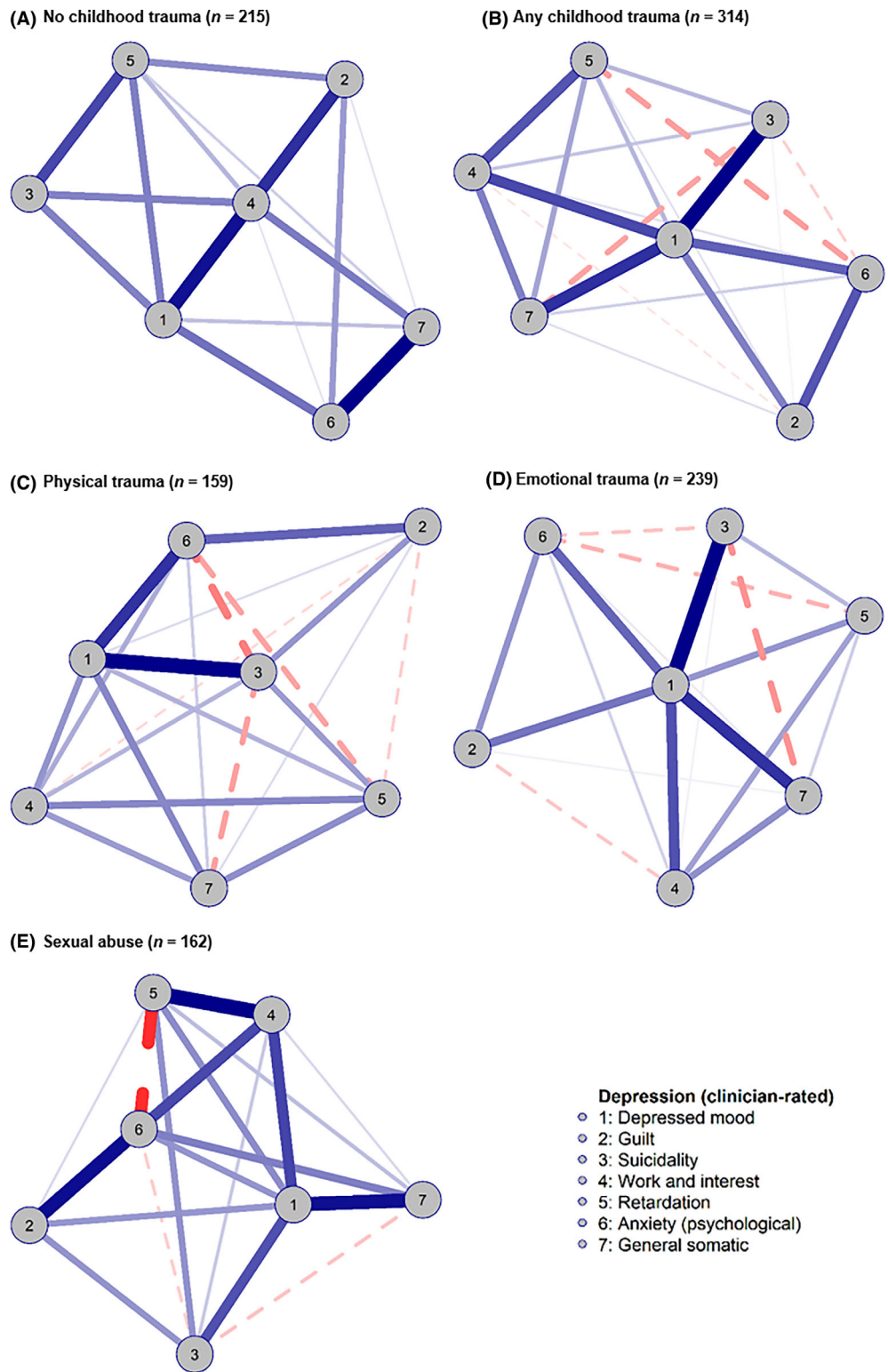
The CS coefficients for the edge weights were  $\geq 0.50$  for one network (any childhood trauma:  $CS = 0.52$ ) and  $\geq 0.25$  for all other networks. The CS coefficients for strength centrality were  $\geq 0.25$  for two networks (any childhood trauma:  $CS = 0.36$ ; emotional trauma:  $CS = 0.44$ ) but  $< 0.25$  for the

remaining networks (no childhood trauma:  $CS = 0.13$ ; physical trauma:  $CS = 0.13$ ; sexual abuse:  $CS = 0.20$ ; see Supporting Information, for further details).

## 4 | DISCUSSION

This study distinguishes itself through a comprehensive characterisation and comparison of the networks of both self-reported and clinician-rated depressive symptoms among participants with BD with and without a history of childhood trauma. Across the sets of analyses, the most consistent finding was that *depressed mood* emerged as a central symptom in the network of depressive symptoms in BD. Importantly, this finding applies to the networks of

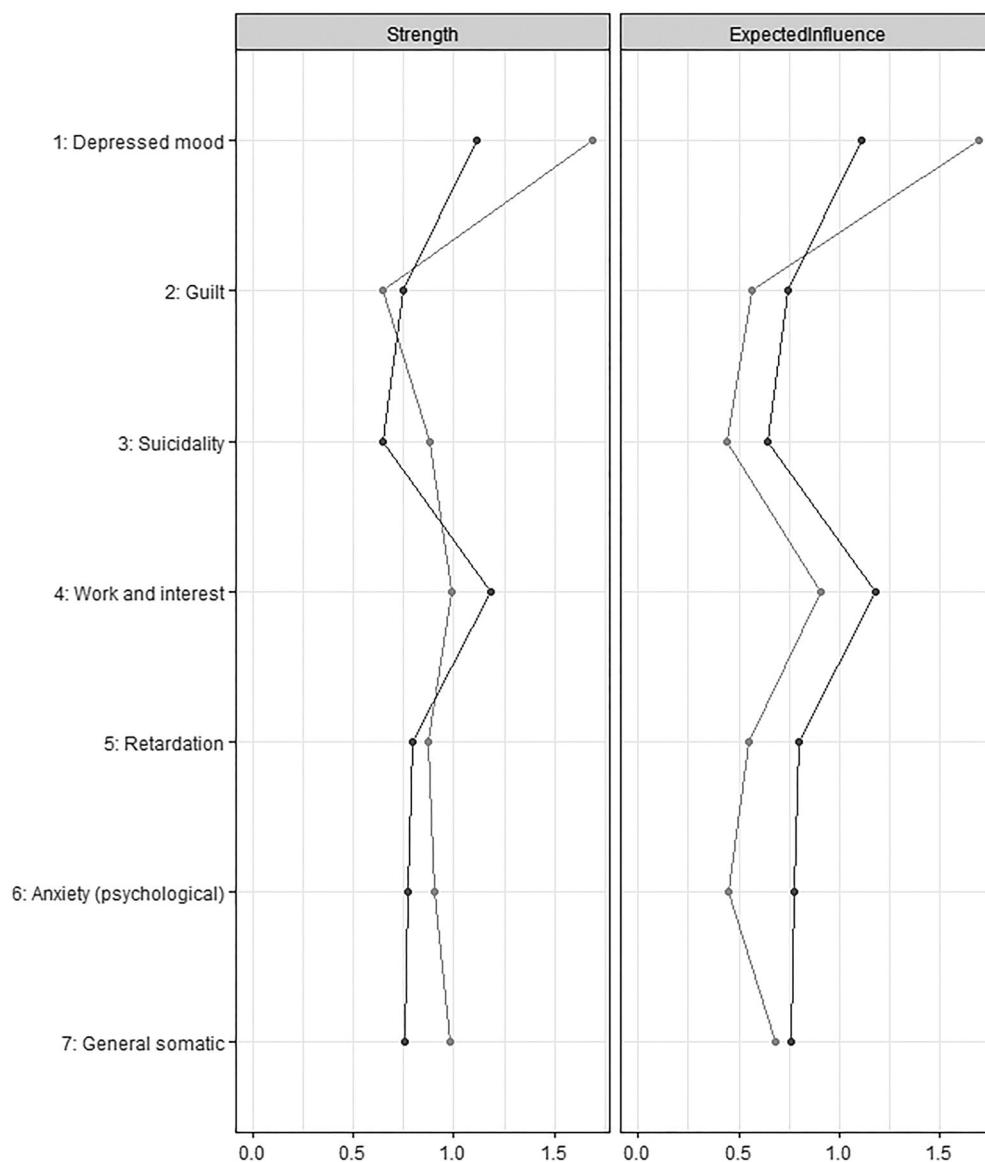
**FIGURE 3** Networks of depressive symptoms (clinician-rated). Blue edge = positive association. Red edge = negative association



both participants with and without a history of childhood trauma. The observation of *depressed mood* as a symptom of significant importance in the network of depressive symptoms aligns with previous studies conducted in samples with major depressive disorder<sup>41</sup> and BD.<sup>15,16</sup>

Malgaroli et al.<sup>41</sup> systematically reviewed the strength centralities reported for 32 networks (derived from

19 studies) of depressive symptoms among samples with major depressive disorder. They ascertained that *depressed mood* frequently emerged (9/32 networks) as the most central symptom. Similarly, across adolescent ( $N = 272$ )<sup>16</sup> and adult ( $N = 486$ )<sup>15</sup> samples with BD, *depressed mood* was observed to be among a subset of highly central symptoms. Interestingly, the potential



**FIGURE 4** Strength centrality and expected influence for depressive symptoms (clinician-rated) among participants with (grey) and without a history of childhood trauma (black)

importance of *depressed mood* converges with research in which correlations between individual depressive symptoms and impairments of psychosocial functioning were explored.<sup>42</sup> Here *depressed mood* had the greatest unique association with impairment and was among the most debilitating symptoms in all domains of psychosocial functioning.<sup>42</sup>

It is worth noting that *feelings of worthlessness* emerged as a symptom of some potential importance in the network of self-reported depressive symptoms among participants with—but not without—a history of any childhood trauma. This supports prior work in which significant positive associations between childhood trauma and feelings of worthlessness have been identified.<sup>43,44</sup> Other researchers have additionally highlighted the experience of shame—an emotion related to negative self-appraisals, which can manifest as a sense of inadequacy or

worthlessness—as a debilitating consequence of childhood trauma.<sup>45,46</sup> Emotional experiences of shame and feeling worthless are important to acknowledge given their implication as major drivers of negative adjustment and psychopathology among survivors of childhood trauma.<sup>47–50</sup>

Interestingly, the networks of self-reported depressive symptoms among participants with and without a history of childhood trauma were significantly different in global network structure, with four individual edges differing in strength. Whether these edges indeed represent relevant differences between the networks of participants with and without a history of childhood trauma needs to be confirmed in subsequent studies that use larger cohorts and are designed to test these hypotheses<sup>39</sup>; however, this reinforces the significance of understanding how individualised factors can alter a person's clinical presentation as key in personalising treatment approaches.<sup>7</sup> Also, it is worth

noting that the lack of statistical difference in network structure between the networks of clinician-rated depressive symptoms potentially corresponds with research suggesting that a history of childhood trauma may specifically affect self-reported depressive symptoms.<sup>51</sup>

## 4.1 | Limitations

Some limitations need to be noted. On average, the participants included in the network analyses reported only mild depressive symptoms. This may have limited the strength of the interconnections between the symptoms in the networks. Additionally, neither the PHQ-9 nor the HAMD-17 were specifically developed to assess the clinical profile of depressive symptoms in BD. Therefore, some phenomenological nuances may have not been captured in the current networks. Future research would benefit from the implementation of instruments that are tailored to measure depressive symptoms among participants with BD (e.g., the Bipolar Depression Rating Scale).<sup>52</sup>

The centrality indices of some of the estimated networks were not sufficiently stable<sup>13</sup>; hence, these networks need to be interpreted with adequate caution. Moreover, the networks of depressive symptoms among participants with and without a history of childhood trauma were statistically compared on three aspects only (i.e., global strength, global network structure, and individual edge strength). To date, validated methods to contrast other test statistics (e.g., node strength and expected influence) are lacking.<sup>39</sup>

Also, because of the relatively small sample sizes (maximum  $n = 329$ ), additional nodes (e.g., demographics, comorbid psychiatric symptoms, traumatic experiences in adulthood) could not be included. Constructing more inclusive networks in BD may represent a valuable avenue for further studies, but will require larger cohorts.<sup>53</sup> Finally, the present networks were based on cross-sectional data only. To determine whether and how the networks of depressive symptoms among participants with BD with and without a history of childhood trauma change over time, future research should consider modelling similar networks at several and/or pivotal time points (e.g., before/after treatment, before/after a major depressive episode).

## 4.2 | Implications

Following network theory, addressing central symptoms—such as *depressed mood*—may represent effective targets for treating depressive symptoms among patients with BD encountered in clinical practice.<sup>14</sup> The combination of pharmacological and psychological interventions for the stabilisation and management of

depressive symptoms in adolescents and adults with BD is recommended in current treatment guidelines<sup>54,55</sup>; however, it remains unclear whether these (or other) interventions can selectively target and alleviate individual depressive symptoms like *depressed mood*.<sup>56</sup>

Identifying and addressing *feelings of worthlessness* during the treatment of depressive symptoms may be especially beneficial for patients with BD who report a history of childhood trauma. For this purpose, psychological interventions that help patients to recognise, acknowledge, and alter negative or unhelpful thought patterns—such as cognitive behavioural therapy—may be suitable.<sup>57</sup> Additionally, given the similarity between the depressive symptom *feelings of worthlessness* and the early maladaptive schema defectiveness/shame, schema therapy may be a valuable treatment strategy for this population.

To conclude, the current study provides a detailed comparison of the networks of depressive symptoms among participants with BD with and without a history of childhood trauma. *Depressed mood* was consistently implicated as a central symptom, reinforcing the clinical conceptualisation of *depressed mood* as a core feature of depression in BD. *Feelings of worthlessness* emerged as a symptom of potential importance specifically for individuals with a history of childhood trauma. If this result is replicated it would imply that patients with BD who report a history of childhood trauma may especially benefit from psychological treatments that target *feelings of worthlessness*.

## AUTHOR CONTRIBUTIONS

Anna L. Wrobel developed the research question, completed all quantitative analyses, and drafted/edited/approved the final version of the manuscript. Sue M. Cotton, Alyna Turner, Olivia M. Dean, Michael Berk, and Melvin G. McInnis developed the research question and edited/approved the final version of the manuscript. All other authors edited/approved the final version of the manuscript.

## ACKNOWLEDGEMENTS

With gratitude, we acknowledge the Heinz C. Prechter Longitudinal Study of Bipolar Disorder research participants for their contributions and the research staff for their dedication in the collection and stewardship of the data used in this publication. Open access publishing facilitated by Deakin University, as part of the Wiley - Deakin University agreement via the Council of Australian University Librarians.

## FUNDING INFORMATION

Anna L. Wrobel is supported by a Deakin University Centre of Research Excellence in Psychiatric Treatment Postgraduate Research Scholarship. Samantha E. Russell is supported by an Australian Government Research

Training Program Scholarship. Anuradhi Jayasinghe is supported by a Deakin University Research Training Program Scholarship. Olivia M. Dean is supported by a NHMRC R.D. Wright Biomedical Career Development Fellowship (APP1145634). Sue M. Cotton is supported by a NHMRC Senior Research Fellowship (APP1136344). Elizabeth R. Duval is supported by the National Institutes of Mental Health (K23MH109762). Michael Berk is supported by a NHMRC Senior Principal Research Fellowship (APP1156072). Data collection for the Heinz C. Prechter Longitudinal Study of Bipolar Disorder is supported by the Heinz C. Prechter Bipolar Program, the Richard Tam Foundation, the Department of Psychiatry and the Eisenberg Family Depression Center at the University of Michigan.

### CONFLICT OF INTEREST

Anna L. Wrobel has received grant/research support from Deakin University and the Rotary Club of Geelong. Samantha E. Russell has received grant/research support from Deakin University. Anuradhi Jayasinghe has received grant/research support from Deakin University. Alyna Turner has received travel/grant support from NHMRC, AMP Foundation, Stroke Foundation, Hunter Medical Research Institute, Helen Macpherson Smith Trust, Schizophrenia Fellowship NSW, SMHR, ISAD, the University of Newcastle, and Deakin University. Olivia M. Dean has received grant/research support from the Brain and Behaviour Foundation, Simons Autism Foundation, Stanley Medical Research Institute, Deakin University, Lilly, NHMRC, and Australasian Society for Bipolar and Depressive Disorders (ASBDD)/Servier. Olivia M. Dean has also received in kind support from BioMedica Nutraceuticals, NutritionCare and Bioceuticals. Michael Berk has received grant/research support from the NIH, Cooperative Research Centre, Simons Autism Foundation, Cancer Council of Victoria, Stanley Medical Research Foundation, Medical Benefits Fund, National Health and Medical Research Council, Medical Research Futures Fund, Beyond Blue, Rotary Health, A2 milk company, Meat and Livestock Board, Woolworths, Avant, and the Harry Windsor Foundation, has been a speaker for Astra Zeneca, Lundbeck, Merck, Pfizer, and served as a consultant to Allergan, Astra Zeneca, Bioadvantex, Bionomics, Collaborative Medicinal Development, Lundbeck Merck, Pfizer and Servier. Melvin G. McInnis has consulted for Otsuka and Janssen Pharmaceuticals and has received grant/research support from Janssen Pharmaceuticals in the past 3 years.

### PEER REVIEW

The peer review history for this article is available at <https://publons.com/publon/10.1111/acps.13528>.

### DATA AVAILABILITY STATEMENT

The datasets generated and/or analysed during the current study are not publicly available due to privacy restrictions, but are available from the Heinz C. Prechter Longitudinal Study of Bipolar Disorder ([prechter-data-request@med.umich.edu](mailto:prechter-data-request@med.umich.edu)) on reasonable request.

### CRedit STATEMENT

**Anna L. Wrobel:** Conceptualization; data curation; formal analysis; methodology; software; writing—original draft; writing—review and editing. **Sue M. Cotton:** Conceptualization; methodology; supervision; writing—review and editing. **Anuradhi Jayasinghe:** Writing—review and editing. **Claudia Diaz-Byrd:** Writing—review and editing. **Anastasia K. Yocum:** Writing—review and editing. **Alyna Turner:** Conceptualization; supervision; writing—review and editing. **Olivia M. Dean:** Conceptualization; supervision; writing—review and editing. **Samantha E. Russell:** Writing—review and editing. **Elizabeth R. Duval:** Supervision; writing—review and editing. **Tobin J. Ehrlich:** Supervision; writing—review and editing. **David F. Marshall:** Writing—review and editing. **Michael Berk:** Conceptualization; supervision; writing—review and editing. **Melvin G. McInnis:** Conceptualization; supervision; writing—review and editing.

### ETHICS STATEMENT

The authors assert that all procedures contributing to this work comply with the ethical standards of the relevant national and institutional committees on human experimentation and with the Helsinki Declaration of 1975, as revised in 2008.

### ORCID

Anna L. Wrobel  <https://orcid.org/0000-0002-1864-0394>

Tobin J. Ehrlich  <https://orcid.org/0000-0001-8066-2044>

Michael Berk  <https://orcid.org/0000-0002-5554-6946>

### REFERENCES

- Grande I, Berk M, Birmaher B, Vieta E. Bipolar disorder. *Lancet*. 2016;387:1561-1572. doi:10.1016/s0140-6736(15)00241-x
- Vieta E, Berk M, Schulze TG, et al. Bipolar disorders. *Nat Rev Dis Primers*. 2018;4:18008. doi:10.1038/nrdp.2018.8
- Judd LL, Schettler PJ, Akiskal HS, et al. Residual symptom recovery from major affective episodes in bipolar disorders and rapid episode relapse/recurrence. *Arch Gen Psychiatry*. 2008;65:386-394. doi:10.1001/archpsyc.65.4.386
- Nierenberg AA. Strategies for achieving full remission when first-line antidepressants are not enough. *J Clin Psychiatry*. 2013;74:e26. doi:10.4088/JCP.13018tx3c
- Malhi GS, Bell E, Bassett D, et al. The 2020 Royal Australian and New Zealand College of Psychiatrists clinical practice guidelines for mood disorders. *Aust N Z J Psychiatry*. 2020;55:7-117. doi:10.1177/0004867420979353

6. Agnew-Blais J, Danese A. Childhood maltreatment and unfavourable clinical outcomes in bipolar disorder: a systematic review and meta-analysis. *Lancet Psychiatry*. 2016;3:342-349. doi:10.1016/s2215-0366(15)00544-1
7. Macneil CA, Hasty MK, Conus P, Berk M. Is diagnosis enough to guide interventions in mental health? Using case formulation in clinical practice. *BMC Med*. 2012;10:111. doi:10.1186/1741-7015-10-111
8. Wakefield JC. Klerman's "credo" reconsidered: neo-Kraepelinianism, Spitzer's views, and what we can learn from the past. *World Psychiatry*. 2022;21:4-25. doi:10.1002/wps.20942
9. Borsboom D. Psychometric perspectives on diagnostic systems. *J Clin Psychol*. 2008;64:1089-1108. doi:10.1002/jclp.20503
10. Borsboom D, Cramer AO. Network analysis: an integrative approach to the structure of psychopathology. *Annu Rev Clin Psychol*. 2013;9:91-121. doi:10.1146/annurev-clinpsy-050212-185608
11. Borsboom D. A network theory of mental disorders. *World Psychiatry*. 2017;16:5-13. doi:10.1002/wps.20375
12. Epskamp S, Waldorp LJ, Möttus R, Borsboom D. The Gaussian graphical model in cross-sectional and time-series data. *Multivar Behav Res*. 2018;53:453-480. doi:10.1080/00273171.2018.1454823
13. Epskamp S, Borsboom D, Fried EI. Estimating psychological networks and their accuracy: a tutorial paper. *Behav Res Methods*. 2018;50:195-212. doi:10.3758/s13428-017-0862-1
14. Fried EI, Nesse RM. Depression sum-scores don't add up: why analyzing specific depression symptoms is essential. *BMC Med*. 2015;13:72. doi:10.1186/s12916-015-0325-4
15. McNally RJ, Robinaugh DJ, Deckersbach T, Sylvia LG, Nierenberg AA. Estimating the symptom structure of bipolar disorder via network analysis: energy dysregulation as a central symptom. *J Psychopathol Clin Sci*. 2022;131:86-97. doi:10.1037/abn0000715
16. Weintraub MJ, Schneck CD, Miklowitz DJ. Network analysis of mood symptoms in adolescents with or at high risk for bipolar disorder. *Bipolar Disord*. 2020;22:128-138. doi:10.1111/bdi.12870
17. Wrobel AL, Köhler-Forsberg O, Sylvia LG, et al. Childhood trauma and treatment outcomes during mood-stabilising treatment with lithium or quetiapine among outpatients with bipolar disorder. *Acta Psychiatr Scand*. 2022;145:615-627. doi:10.1111/acps.13420
18. Vares EA, Salum GA, Spanemberg L, et al. Childhood trauma and dimensions of depression: a specific association with the cognitive domain. *Braz J Psychiatry*. 2015;38:127-134. doi:10.1590/1516-4446-2015-1764
19. Childhood maltreatment and impact on clinical features of major depression in adults. *Psychiatry Res*. 2020;293:113412. doi:10.1016/j.psychres.2020.113412
20. Withers AC, Tarasoff JM, Stewart JW. Is depression with atypical features associated with trauma history? *J Clin Psychiatry*. 2013;74:500-506. doi:10.4088/JCP.12m07870
21. Uher R, Perlis RH, Placentino A, et al. Self-report and clinician-rated measures of depression severity: can one replace the other? *Depress Anxiety*. 2012;29:1043-1049. doi:10.1002/da.21993
22. Cuijpers P, Li J, Hofmann SG, Andersson G. Self-reported versus clinician-rated symptoms of depression as outcome measures in psychotherapy research on depression: a meta-analysis. *Clin Psychol Rev*. 2010;30:768-778. doi:10.1016/j.cpr.2010.06.001
23. Ventimiglia I, Van der Watt ASJ, Kidd M, Seedat S. Association between trauma exposure and mood trajectories in patients with mood disorders. *J Affect Disord*. 2020;262:237-246. doi:10.1016/j.jad.2019.10.057
24. Aas M, Henry C, Andreassen OA, Bellivier F, Melle I, Etain B. The role of childhood trauma in bipolar disorders. *Int J Bipolar Disord*. 2016;4:2-10. doi:10.1186/s40345-015-0042-0
25. McInnis MG, Assari S, Kamali M, et al. Cohort profile: the Heinz C. Prechter longitudinal study of bipolar disorder. *Int J Epidemiol*. 2018;47:28-28n. doi:10.1093/ije/dyx229
26. Nurnberger JI Jr, Blehar MC, Kaufmann CA, et al. Diagnostic interview for genetic studies. Rationale, unique features, and training. NIMH Genetics Initiative. *Arch Gen Psychiatry*. 1994;51:849-859; discussion 863-4. doi:10.1001/archpsyc.1994.03950110009002
27. American Psychiatric Association. *Diagnostic and Statistical Manual of Mental Disorders*. 4th ed. (Text Revision ed.) Author; 2000.
28. Bernstein DP, Fink L, Handelsman L, et al. Initial reliability and validity of a new retrospective measure of child abuse and neglect. *Am J Psychiatry*. 1994;151:1132-1136. doi:10.1176/ajp.151.8.1132
29. Bernstein DP, Fink L. *Childhood Trauma Questionnaire: A Retrospective Self-Report—Manual*. The Psychological Corporation—Harcourt Brace and Company; 1998.
30. Etain B, Lajnef M, Brichant-Petitjean C, et al. Childhood trauma and mixed episodes are associated with poor response to lithium in bipolar disorders. *Acta Psychiatr Scand*. 2017;135:319-327. doi:10.1111/acps.12684
31. Cho Y, Kim D, Kim S-H. Prevalence and clinical correlates of childhood trauma among inpatients diagnosed with bipolar disorder: a matched comparison with schizophrenia. *Psychosis*. 2021;13:13-23. doi:10.1080/17522439.2020.1801818
32. Cascino G, D'Agostino G, Monteleone AM, et al. Childhood maltreatment and clinical response to mood stabilizers in patients with bipolar disorder. *Hum Psychopharmacol*. 2021;36:e2783. doi:10.1002/hup.2783
33. Kroenke K, Spitzer RL, Williams JB. The PHQ-9: validity of a brief depression severity measure. *J Gen Intern Med*. 2001;16:606-613. doi:10.1046/j.1525-1497.2001.016009606.x
34. Hamilton M. A rating scale for depression. *J Neurol Neurosurg Psychiatry*. 1960;23:56-62. doi:10.1136/jnnp.23.1.56
35. *R: A Language and Environment for Statistical Computing*. R Foundation for Statistical Computing; 2021 <https://www.r-project.org>
36. *RStudio: Integrated Development Environment for R*. 2020. <http://www.rstudio.com/>
37. Dualibe AL, Osório FL. Bipolar disorder and early emotional trauma: a critical literature review on indicators of prevalence rates and clinical outcomes. *Harv Rev Psychiatry*. 2017;25:198-208. doi:10.1097/hrp.0000000000000154
38. Epskamp S, Cramer AOJ, Waldorp LJ, Schmittmann VD, Borsboom D. Qgraph: network visualizations of relationships in psychometric data. *J Stat Softw*. 2012;48:1-18. doi:10.18637/jss.v048.i04
39. van Borkulo CD, van Bork R, Boschloo L, et al. Comparing network structures on three aspects: a permutation test. *Psychol Methods*. 2022. [online ahead of print]. doi:10.1037/met0000476

40. Lin HS, Lin CH. Early improvement in HAMD-17 and HAMD-6 scores predicts ultimate response and remission for depressed patients treated with fluoxetine or ECT. *J Affect Disord.* 2019;245:91-97. doi:[10.1016/j.jad.2018.10.105](https://doi.org/10.1016/j.jad.2018.10.105)
41. Malgaroli M, Calderon A, Bonanno GA. Networks of major depressive disorder: a systematic review. *Clin Psychol Rev.* 2021;85:102000. doi:[10.1016/j.cpr.2021.102000](https://doi.org/10.1016/j.cpr.2021.102000)
42. Fried EI, Nesse RM. The impact of individual depressive symptoms on impairment of psychosocial functioning. *PLoS One.* 2014;9:e90311. doi:[10.1371/journal.pone.0090311](https://doi.org/10.1371/journal.pone.0090311)
43. Chen J, Cai Y, Cong E, et al. Childhood sexual abuse and the development of recurrent major depression in Chinese women. *PLoS One.* 2014;9:e87569. doi:[10.1371/journal.pone.0087569](https://doi.org/10.1371/journal.pone.0087569)
44. Lumley MN, Harkness KL. Specificity in the relations among childhood adversity, early maladaptive schemas, and symptom profiles in adolescent depression. *Cognit Ther Res.* 2007;31:639-657. doi:[10.1007/s10608-006-9100-3](https://doi.org/10.1007/s10608-006-9100-3)
45. Sekowski M, Gambin M, Cudo A, et al. The relations between childhood maltreatment, shame, guilt, depression and suicidal ideation in inpatient adolescents. *J Affect Disord.* 2020;276:667-677. doi:[10.1016/j.jad.2020.07.056](https://doi.org/10.1016/j.jad.2020.07.056)
46. Fowke A, Ross S, Ashcroft K. Childhood maltreatment and internalized shame in adults with a diagnosis of bipolar disorder. *Clin Psychol Psychother.* 2012;19:450-457. doi:[10.1002/cpp.752](https://doi.org/10.1002/cpp.752)
47. Bennett DS, Sullivan MW, Lewis M. Neglected children, shame-proneness, and depressive symptoms. *Child Maltreat.* 2010;15:305-314. doi:[10.1177/1077559510379634](https://doi.org/10.1177/1077559510379634)
48. Stuewig J, McCloskey LA. The relation of child maltreatment to shame and guilt among adolescents: psychological routes to depression and delinquency. *Child Maltreat.* 2005;10:324-336. doi:[10.1177/1077559505279308](https://doi.org/10.1177/1077559505279308)
49. Feiring C, Taska LS. The persistence of shame following sexual abuse: a longitudinal look at risk and recovery. *Child Maltreat.* 2005;10:337-349. doi:[10.1177/1077559505276686](https://doi.org/10.1177/1077559505276686)
50. Glück TM, Knefel M, Lueger-Schuster B. A network analysis of anger, shame, proposed ICD-11 post-traumatic stress disorder, and different types of childhood trauma in foster care settings in a sample of adult survivors. *Eur J Psychotraumatol.* 2017;8:1372543. doi:[10.1080/20008198.2017.1372543](https://doi.org/10.1080/20008198.2017.1372543)
51. Schulz P, Beblo T, Ribbert H, et al. How is childhood emotional abuse related to major depression in adulthood? The role of personality and emotion acceptance. *Child Abuse Negl.* 2017;72:98-109. doi:[10.1016/j.chiabu.2017.07.022](https://doi.org/10.1016/j.chiabu.2017.07.022)
52. Berk M, Malhi GS, Cahill C, et al. The Bipolar Depression Rating Scale (BDRS): its development, validation and utility. *Bipolar Disord.* 2007;9:571-579. doi:[10.1111/j.1399-5618.2007.00536.x](https://doi.org/10.1111/j.1399-5618.2007.00536.x)
53. McInnis MG, Andreassen OA, Andreazza AC, et al. Strategies and foundations for scientific discovery in longitudinal studies of bipolar disorder. *Bipolar Disord.* 2022;24:499-508. doi:[10.1111/bdi.13198](https://doi.org/10.1111/bdi.13198)
54. Geddes JR, Miklowitz DJ. Treatment of bipolar disorder. *Lancet.* 2013;381:1672-1682. doi:[10.1016/s0140-6736\(13\)60857-0](https://doi.org/10.1016/s0140-6736(13)60857-0)
55. Yatham LN, Kennedy SH, Parikh SV, et al. Canadian Network for Mood and Anxiety Treatments (CANMAT) and International Society for Bipolar Disorders (ISBD) 2018 guidelines for the management of patients with bipolar disorder. *Bipolar Disord.* 2018;20:97-170. doi:[10.1111/bdi.12609](https://doi.org/10.1111/bdi.12609)
56. McNally RJ. Network analysis of psychopathology: controversies and challenges. *Annu Rev Clin Psychol.* 2021;17:31-53. doi:[10.1146/annurev-clinpsy-081219-092850](https://doi.org/10.1146/annurev-clinpsy-081219-092850)
57. Fenn K, Byrne M. The key principles of cognitive behavioural therapy. *InnovAiT.* 2013;6:579-585. doi:[10.1177/1755738012471029](https://doi.org/10.1177/1755738012471029)

## SUPPORTING INFORMATION

Additional supporting information can be found online in the Supporting Information section at the end of this article.

**How to cite this article:** Wrobel AL, Cotton SM, Jayasinghe A, et al. Childhood trauma and depressive symptoms in bipolar disorder: A network analysis. *Acta Psychiatr Scand.* 2023; 147(3):286-300. doi:[10.1111/acps.13528](https://doi.org/10.1111/acps.13528)