

# **SOCIETAL COSTS OF TRAFFIC CRASHES AND CRIME IN MICHIGAN: 2023 UPDATE**

---

**RENÉE M. ST. LOUIS, NICOLE ZANIER, JENNIFER S.  
ZAKRAJSEK, DAVID W. EBY, LISA J. MOLNAR, AND LIDIA P.  
KOSTYNIUK**

**Technical Report Documentation Page**

1. Report No. UMTRI-2023-19		2. Government Accession No.		3. Recipient's Catalog No.	
4. Title and Subtitle Societal Costs of Traffic Crashes and Crime in Michigan: 2023 Update				5. Report Date September 2023	
				6. Performing Organization Code	
7. Author(s) Renée M. St. Louis, Nicole Zanier, Jennifer S. Zakrajsek, David W. Eby, Lisa J. Molnar, and Lidia P. Kostyniuk				8. Performing Organization Report No. UMTRI-2023-19	
9. Performing Organization Name and Address The University of Michigan Transportation Research Institute 2901 Baxter Rd., Ann Arbor Michigan 48109-2150 USA				10. Work Unit No. (TRAIS)	
				11. Contract or Grant No.	
12. Sponsoring Agency Name and Address Michigan Office of Highway Safety Planning 7150 Harris Drive Dimondale MI, 48821				13. Type of Report and Period Covered Final Report: Oct 2022-Sep 2023	
				14. Sponsoring Agency Code	
15. Supplementary Notes					
16. Abstract Comparable and up-to-date cost data for traffic crashes and crime contribute to informed decision making about allocation of resources and are a critical component of improving safety on our roadways and in our neighborhoods. The goal for this study is to provide the most current cost information about the magnitude of burden imposed by traffic crashes and crime in Michigan. This report represents the seventh in the series of <i>Societal Costs of Traffic Crashes and Crime in Michigan</i> . Michigan-specific monetary and nonmonetary quality of life costs for victims of index crimes (murder, rape, robbery, aggravated assault, burglary, larceny, and motor vehicle theft) and traffic crashes were estimated by experts in the field of economics of traffic crashes and crimes. Monetary costs include costs of medical care, mental health, work loss, public services, adjudication and sanctioning, congestion and environmental factors, and property damage and loss. Quality of life costs are based on the current National Highway Traffic Safety Administration value of statistical life and adjusted for consistency between crimes and crashes. The unit costs for crimes and crashes were computed in a comparable manner. These unit costs were applied to 2021 Michigan traffic crash and index crime incidence data to estimate dollar losses from crashes and crimes to the state and for each county within the state. Costs were also estimated for the following crash types: alcohol-involved crashes, drug-involved crashes, crash-involved unrestrained occupants of passenger vehicles, young driver (<21 years) crashes, older driver (65 years and older) crashes, crashes involving medium/large trucks (defined as a gross vehicle weight exceeding 10,000 lbs.), motorcycle-involved crashes, bicycle-involved crashes, and pedestrian-involved crashes. Findings indicate that in 2021, index crimes in Michigan resulted in \$2.8 billion in monetary costs and \$9.7 billion in quality of life costs, resulting in \$12.5 billion in total costs. Costs for traffic crashes were estimated to be \$6.6 billion in monetary costs and \$23.7 billion in quality of life costs, resulting in \$30.4 billion in total costs. Consistent with previous studies, the costs for traffic crashes more than doubles the costs for index crimes in Michigan.					
17. Key Words index crimes, economics, young drivers, older drivers, motorcycles, pedestrians, trucks, bicycles				18. Distribution Statement	
19. Security Classif. (of this report) Unclassified		20. Security Classif. (of this page) Unclassified		21. No. of Pages 783	22. Price

## **ACKNOWLEDGEMENTS**

The authors gratefully acknowledge Dr. Ted Miller of the Pacific Institute for Research and Evaluation for developing comparable and up-to-date cost estimates for traffic crashes and index crimes.

This material was prepared in cooperation with, and funding from, the Michigan Office of Highway Safety Planning and U.S. Department of Transportation, National Highway Traffic Safety Administration. The opinions, findings, and conclusions expressed are those of the author(s) and are not necessarily those of the Michigan Office of Highway Safety Planning or the U.S. Department of Transportation, National Highway Traffic Safety Administration.

## TABLE OF CONTENTS

BACKGROUND .....	1
METHODS .....	2
Estimation of Costs for Traffic Crashes and Index Crimes.....	2
Estimation of Incidents of Traffic Crashes and Index Crimes.....	3
Estimation of Dollar Losses to the State of Michigan from Traffic Crashes and Index Crimes .....	4
RESULTS.....	5
State of Michigan .....	15
Alcona County.....	25
Alger County .....	34
Allegan County.....	43
Alpena County.....	52
Antrim County .....	61
Arenac County .....	70
Baraga County .....	79
Barry County .....	88
Bay County.....	97
Benzie County.....	106
Berrien County .....	115
Branch County .....	124
Calhoun County .....	133
Cass County.....	142
Charlevoix County.....	151
Cheboygan County .....	160
Chippewa County.....	169
Clare County .....	178
Clinton County.....	187
Crawford County .....	196
Delta County .....	205
Dickinson County .....	214
Eaton County .....	223
Emmet County .....	232
Genesee County .....	241
Gladwin County.....	250
Gogebic County .....	259
Grand Traverse County.....	268
Gratiot County.....	277
Hillsdale County .....	286
Houghton County .....	295
Huron County .....	304
Ingham County.....	313
Ionia County .....	322
Iosco County .....	331
Iron County.....	340
Isabella County .....	349
Jackson County.....	358
Kalamazoo County.....	367
Kalkaska County .....	376
Kent County .....	385
Keweenaw County .....	394
Lake County .....	403
Lapeer County.....	412
Leelanau County .....	421
Lenawee County .....	430

Livingston County .....	439
Luce County .....	448
Mackinac County .....	457
Macomb County .....	466
Manistee County .....	475
Marquette County .....	484
Mason County .....	493
Mecosta County .....	502
Menominee County .....	511
Midland County .....	520
Missaukee County .....	529
Monroe County .....	538
Montcalm County .....	547
Montmorency County .....	556
Muskegon County .....	565
Newaygo County .....	574
Oakland County .....	583
Oceana County .....	592
Ogemaw County .....	601
Ontonagon County .....	610
Osceola County .....	619
Oscoda County .....	628
Otsego County .....	637
Ottawa County .....	646
Presque Isle County .....	655
Roscommon County .....	664
Saginaw County .....	673
St. Clair County .....	682
St. Joseph County .....	691
Sanilac County .....	700
Schoolcraft County .....	709
Shiawassee County .....	718
Tuscola County .....	727
Van Buren County .....	736
Washtenaw County .....	745
Wayne County .....	754
Wexford County .....	763
REFERENCES .....	772
APPENDIX A .....	773
Costs per Police-Reported Crash Victim and Crime in Michigan: Methods Supplement .....	773
APPENDIX B .....	778
Mapping of Index Crimes .....	778

## BACKGROUND

The economic and social consequences of traffic crashes and crime are significant factors for policymakers and law enforcement leaders to consider, particularly as public resources to alleviate these burdens are often scarce. Comparable and up-to-date cost data for traffic crashes and crime contribute to informed decision making about allocation of these resources and are a critical component of improving safety on our roadways and in our neighborhoods. Additionally, by estimation of the dollar losses to society from injury, loss of life, and property damages, cost data on crashes and crime are integral to providing a common measure for evaluating the benefits of various policy alternatives aimed at addressing these public health issues. The overarching goal for this study is to provide up-to-date cost information about the magnitude of burden imposed by traffic crashes and crime in Michigan to help policymakers and law enforcement leaders make informed decisions regarding resource allocation.

The *Societal Costs of Traffic Crashes and Crime in Michigan* series of studies has been conducted for over three decades by the University of Michigan Transportation Research Institute (UMTRI). Since 1990, six studies have been conducted (Kostyniuk et al., 2006, 2011, 2017; Streff & Molnar, 1990, 1994, 1999), with each report documenting the total costs of traffic crashes and index crimes in the state of Michigan as well as in each county. Since the original study was conducted, the methodology has been expanded to include cost estimates for many crash categories of interest including, for example, crashes involving alcohol, teens, motorcyclists, medium and large trucks, and unrestrained occupants. Cost categories and methods of cost estimation have also been expanded and enhanced throughout the series as new information and cost components became available. The current research is a continuation of this series of studies and again expands the methodology to include additional crash types and cost categories.

In all preceding studies in this series, the total societal costs for traffic crashes were more than double those for index crimes. In the seventh study reported here, updated cost estimates for traffic crashes and index crimes (in 2021 dollars) were applied to 2021 crash and crime incidence data for Michigan to generate dollar losses to the state. In addition to estimating costs for overall crashes, costs were also estimated for the following types of crashes: alcohol-involved crashes, drug-involved crashes, crash-involved unrestrained occupants of passenger vehicles, young driver (<21 years) crashes, older driver (65 years and older) crashes, crashes involving medium/large trucks (defined as a gross vehicle weight exceeding 10,000 lbs.), motorcycle-involved crashes, bicycle-involved crashes, and pedestrian-involved crashes. Consistent with previous reports, index crimes included murder, rape, robbery, aggravated assault, burglary, larceny, and motor vehicle theft.

## METHODS

### Estimation of Costs for Traffic Crashes and Index Crimes

Detailed methods for estimating costs of traffic crashes and index crimes are contained in Appendix A. A brief overview is presented here. As with all past studies in this series, costs of traffic crashes and index crimes were estimated by the Pacific Institute for Research and Evaluation (PIRE). Costs of both traffic crashes and index crimes were adapted to Michigan using state-specific price indices for medical and mental health care, work loss, judicial and legal costs, and quality of life, as well as regional price adjusters.

Costs of traffic crashes and index crimes are separated into two categories: (1) monetary costs and (2) nonmonetary quality of life costs. Monetary costs represent tangible losses that result from traffic crashes and crimes that define the value of resources diverted from other more productive uses. Monetary costs are estimated in a direct manner through empirical measurements. These costs include:

- Medical care: including payments for emergency medical services including transport, hospital care, physician care, rehabilitation, prescriptions, allied health services, medical devices, coroner services, and premature funeral expenses.
- Mental health care: estimated for crimes only due to data paucity. Estimates capture the cost of treating victims and their loved ones for anxiety, depression, Post Traumatic Stress Disorder (PTSD) and other mental health consequences of traumatic injury or criminal victimization.
- Work loss: including short-term wages, fringe benefits, and housework lost by injury victims plus the present value (computed using a 3% discount rate) of a lifetime's worth of wage and household work that a child or adult will be unable to do if they are killed or permanently disabled. Work loss also includes costs that employers incur (e.g., hiring a replacement, juggling schedules, or simply from co-worker distraction that reduces productivity) when an employee is killed or loses work because of an injury.
- Public services: including initial police response and follow-up investigation, fire service response to highway crashes, and victim services.
- Adjudication and sanctioning: captures the costs incurred in the civil and criminal justice systems. For all crimes as well as alcohol- and drug-involved crashes, this includes both defense and plaintiff/prosecution legal fees, judicial costs, and costs of incarceration, probation, and parole. For other crashes, this category includes legal expenses and court costs of litigation aimed at recovering victims' crash costs from at-fault drivers and their insurers.
- Insurance administration: estimated for crashes only. Estimates capture the loss adjustment expense of claims investigation and processing for health, Worker's Compensation, disability, life, and auto insurance payments resulting from motor vehicle crashes.

- Congestion and environmental factors: estimated for crashes only; includes the costs of travel delay, excess fuel consumption, and pollution resulting from crashes.
- Property damage and loss: the value of property damage and of property taken and not recovered.

Monetary costs do not capture the intangible value of lost quality of life that results from death, injury, and fear. Therefore, quality of life costs seek to estimate the dollar value of pain, suffering, functioning, and other intangible losses. In the case of death, victims are deprived of their entire remaining lifespan. In the case of serious injury, the impact on the lives of victims can involve extended or lifelong impairment or physical pain, which can interfere with even the most basic functions of living. For crimes, these values come from jury awards for pain, suffering, and lost quality of life due to physical injuries and fear. For murder and traffic crashes, these values are computed from the amount that people routinely spend (in dollars or time) to reduce their risk of death and injury. Quality of life loss costs were computed net of lost future earnings to prevent double counting.

### **Estimation of Incidents of Traffic Crashes and Index Crimes**

To obtain counts of traffic crashes, data on motor vehicle crashes in Michigan in 2021, recorded in the Michigan Motor Vehicle Crash file, were broken out by county (UMTRI, 2022). To be included in this database, crashes had to involve at least one motor vehicle that was in transport and resulted in death, injury, or property damage of \$1,000 or more. Records were obtained for all crashes reported to local or state police agencies in 2021, with injury severity coded according to the KABCO injury severity scale. K-level (fatal) injuries are injuries caused by the crash that result in death within 90 days of the incident. A-level (serious) injuries are incapacitating injuries that prevent injured persons from walking, driving, or normally continuing activities that they were capable of performing prior to the injury. B-level (moderate) injuries include non-incapacitating injuries that are evident to observers at the scene of the crash. C-level (minor) injuries are possible injuries reported or claimed that are not fatal, incapacitating, or non-incapacitating injuries that are evident to observers. O-level (no injury) refers to property-damage-only incidents in which no occupants were injured. Alcohol- and drug-involved crashes were characterized as those in which the reporting officer checked the alcohol or drug box on the crash report form, respectively (based on the police officer's opinion that the driver had been drinking or had been under the influence of drugs at the time of the crash). Young driver crashes were identified as those crashes in which at least one driver was age 13-20 years. Similarly, older driver crashes were identified as crashes in which at least one driver was age 65 years or older. Crashes involving medium and heavy trucks were identified as those in the Michigan Motor Vehicle Crash file with supplementary truck data that involved at least one truck with gross vehicle weight greater than 10,000 lbs. Crashes involving motorcycles were identified as



crashes in which at least one motorcycle was involved in a crash with a motor vehicle. Crashes involving bicycles and pedestrians were identified as crashes in which a bicycle or pedestrian crashed with a motor vehicle.

Data on incidence of index crimes were obtained from the Michigan Incident Crime Reporting (MICR) Unit, a division of the Criminal Justice Information Center within the Michigan State Police (Michigan State Police, 2022). Offenses for each index crime were tabulated for 2021 by county. Index crimes used in the analyses include murder, rape, robbery, aggravated assault, burglary, larceny, and motor vehicle theft. The specific offenses included in each of these index crime categories can be found in Appendix B. Consistent with previous studies, the index crime of arson was excluded from the analyses because it is often intentionally committed against one's own property, which complicates societal cost estimation.

### **Estimation of Dollar Losses to the State of Michigan from Traffic Crashes and Index Crimes**

Cost estimates for traffic crashes and index crimes were applied to 2021 Michigan crash and index crime incidence data to estimate dollar losses for each county in the state, as well as for the state overall. All costs were estimated using 2021 dollars. Total incidence frequencies for traffic crash outcomes were generated based on the number of occupants killed or injured (KABC), as well as the number of vehicles involved in crashes in which no occupants were injured (O; property damage only). These frequencies were multiplied by appropriate cost figures to generate costs for each crash outcome category and then summed to generate the monetary and total costs for traffic crashes. The same procedure was followed independently for the subcategories of crashes that are the focus of this study. Similarly, frequencies for each index crime were multiplied by appropriate cost figures to generate costs for each index crime category and then summed to generate the monetary and total costs for index crimes.

Costs for unrestrained occupants in passenger vehicles were estimated only for injury crashes and do not include property-damage-only crashes. Comparable costs were also estimated for crash-involved restrained occupants in passenger vehicles. Unrestrained occupants were identified as those not using a lap and shoulder belt or coded as not in a child restraint device. The analyses for unrestrained occupants of passenger vehicles necessarily omitted motorcycles and other non-passenger vehicles. Because the number and severity of injuries to motorcycle riders are very different from occupants of other vehicles involved in motorcycle crashes, costs to motorcyclists and to other road users/motor vehicles involved in motorcycle crashes are estimated separately, then added together to obtain the total cost of motorcycle-involved crashes. The same method was used for estimating costs associated with crashes involving bicyclists and pedestrians as these road user groups are more vulnerable to injury and fatality in the event of a crash with a motor vehicle. Costs for property-damage-only (O) crashes involving motorcyclists, bicyclists, and

pedestrians capture costs for the other units involved in the crash (e.g., passenger vehicle, motorcycle, bicycle) as no people were reported injured in those crashes.

For all analyses, cases with missing data on type of injury were omitted. Similarly, cases with missing data on restraint use were not included in the analyses of unrestrained occupants.

## RESULTS

The following tables present cost estimates for police-reported index crime by category as well as cost estimates for police-reported crash victim overall and by all crash types of interest. As previously noted, the components of the monetary costs differ by crimes and crashes; however, for both crimes and crashes, monetary costs are summed, and this subtotal is then added to the quality of life costs to provide the comprehensive costs. Within each crime or crash category, total comprehensive costs may not exactly add to the sum of monetary and quality of life costs due to rounding.

Table 1 presents cost estimates per police-reported index crime by crime type in Michigan in 2021. Mental health is a new cost category for the current study. Cost categories for medical care, mental health, and quality of life are \$0 for larceny, burglary, and motor vehicle theft as these are considered property crimes.

<b>Table 1. Costs per Police-Reported Crime in Michigan (2021 dollars)</b>							
	<b>Murder</b>	<b>Rape</b>	<b>Aggravated Assault</b>	<b>Robbery</b>	<b>Larceny</b>	<b>Burglary</b>	<b>Motor Vehicle Theft</b>
Medical Care	\$12,893	\$3,374	\$2,115	\$1,983	\$0	\$0	\$0
Mental Health	\$12,125	\$6,585	\$408	\$199	\$0	\$0	\$0
Work Loss	\$1,160,258	\$7,127	\$2,276	\$4,606	\$31	\$39	\$117
Public Services	\$104,785	\$761	\$2,439	\$792	\$527	\$362	\$455
Adjudication & Sanctioning	\$489,046	\$45,238	\$5,995	\$14,497	\$2,595	\$771	\$1,990
Property Damage & Loss	\$211	\$189	\$84	\$1,377	\$1,128	\$3,089	\$7,739
<b>Subtotal (Monetary Cost)</b>	<b>\$1,779,318</b>	<b>\$63,274</b>	<b>\$13,317</b>	<b>\$23,454</b>	<b>\$4,281</b>	<b>\$4,261</b>	<b>\$10,301</b>
Quality of Life	\$8,130,071	\$502,229	\$33,231	\$23,028	\$0	\$0	\$0
<b>Total (Comprehensive Cost)</b>	<b>\$9,909,389</b>	<b>\$565,503</b>	<b>\$46,548</b>	<b>\$46,482</b>	<b>\$4,281</b>	<b>\$4,261</b>	<b>\$10,301</b>

Tables 2-12 present estimates of crashes overall and by subcategory. Insurance Administration and Congestion and Environmental are two new cost categories for the current study. Note that Sanctioning is only included in the cost estimates for overall crashes (Table 2), alcohol-involved crashes (Table 3), and drug-involved crashes (Table 4). Differences in cost estimation by crash category are noted throughout as appropriate.

Table 2 presents overall cost estimates per police-reported crash victim by injury severity in Michigan in 2021. These costs represent victims involved in all crash types throughout the state.

<b>Table 2. Costs per Police-Reported Crash Victim in Michigan (2021 dollars)</b>					
	<b>Fatal</b>	<b>Serious Injury</b>	<b>Moderate Injury</b>	<b>Minor Injury</b>	<b>Property Damage Only</b>
Medical Care	\$16,960	\$40,079	\$7,041	\$3,606	\$184
Work Loss	\$1,307,051	\$68,980	\$13,160	\$6,489	\$405
Public Services	\$1,090	\$333	\$168	\$120	\$48
Adjudication & Sanctioning	\$129,629	\$14,604	\$2,706	\$1,346	\$64
Insurance Administration	\$34,287	\$12,469	\$3,867	\$2,277	\$382
Congestion & Environmental	\$7,332	\$1,805	\$1,774	\$1,776	\$1,785
Property Damage & Loss	\$15,608	\$12,432	\$9,302	\$6,971	\$2,467
Subtotal (Monetary Cost)	\$1,511,957	\$150,702	\$38,018	\$22,585	\$5,335
Quality of Life	\$8,882,626	\$785,042	\$156,415	\$78,105	\$3,614
Total (Comprehensive Cost)	\$10,394,583	\$935,744	\$194,433	\$100,690	\$8,949

Table 3 presents cost estimates per police-reported alcohol-involved crash victim in Michigan in 2021.

<b>Table 3. Costs per Police-Reported Alcohol-Involved Crash Victim in Michigan (2021 dollars)</b>					
	<b>Fatal</b>	<b>Serious Injury</b>	<b>Moderate Injury</b>	<b>Minor Injury</b>	<b>Property Damage Only</b>
Medical Care	\$16,960	\$44,644	\$6,546	\$4,316	\$210
Work Loss	\$1,564,761	\$74,999	\$12,339	\$7,647	\$437
Public Services	\$1,090	\$343	\$166	\$129	\$49
Adjudication & Sanctioning	\$129,629	\$16,600	\$2,749	\$1,705	\$82
Insurance Administration	\$34,287	\$13,721	\$4,346	\$2,982	\$435
Congestion & Environmental	\$7,332	\$1,807	\$1,773	\$1,773	\$1,785
Property Damage & Loss	\$15,608	\$12,600	\$9,406	\$7,794	\$2,550
<b>Subtotal (Monetary Cost)</b>	<b>\$1,769,667</b>	<b>\$164,714</b>	<b>\$37,325</b>	<b>\$26,346</b>	<b>\$5,548</b>
Quality of Life	\$9,740,283	\$877,160	\$154,086	\$95,544	\$3,926
<b>Total (Comprehensive Cost)</b>	<b>\$11,509,950</b>	<b>\$1,041,874</b>	<b>\$191,411</b>	<b>\$121,890</b>	<b>\$9,474</b>

Table 4 presents cost estimates per police-reported drug-involved crash victim in Michigan in 2021.

<b>Table 4. Costs per Police-Reported Drug-Involved Crash Victim in Michigan (2021 dollars)</b>					
	<b>Fatal</b>	<b>Serious Injury</b>	<b>Moderate Injury</b>	<b>Minor Injury</b>	<b>Property Damage Only</b>
Medical Care	\$16,960	\$54,266	\$16,476	\$13,659	\$417
Work Loss	\$1,564,761	\$92,459	\$31,506	\$25,628	\$862
Public Services	\$1,090	\$388	\$225	\$194	\$53
Adjudication & Sanctioning	\$129,629	\$20,229	\$6,748	\$5,539	\$176
Insurance Administration	\$34,287	\$16,942	\$7,774	\$6,487	\$563
Congestion & Environmental	\$7,332	\$1,816	\$1,784	\$1,785	\$1,785
Property Damage & Loss	\$15,608	\$13,608	\$10,625	\$9,202	\$2,717
<b>Subtotal (Monetary Cost)</b>	<b>\$1,769,667</b>	<b>\$199,708</b>	<b>\$75,138</b>	<b>\$62,494</b>	<b>\$6,573</b>
Quality of Life	\$9,740,283	\$1,098,114	\$375,649	\$312,743	\$9,304
<b>Total (Comprehensive Cost)</b>	<b>\$11,509,950</b>	<b>\$1,297,822</b>	<b>\$450,787</b>	<b>\$375,237</b>	<b>\$15,877</b>

Table 5 presents cost estimates per police-reported injury crash-involved unrestrained occupants of passenger vehicles in Michigan in 2021.

<b>Table 5. Costs per Police-Reported Unrestrained Injury-Crash Victim in Michigan (2021 dollars)</b>				
	<b>Fatal</b>	<b>Serious Injury</b>	<b>Moderate Injury</b>	<b>Minor Injury</b>
Medical Care	\$14,715	\$35,805	\$8,117	\$3,051
Work Loss	\$1,281,021	\$64,443	\$15,359	\$5,605
Public Services	\$1,090	\$338	\$183	\$135
Adjudication	\$129,629	\$13,432	\$3,149	\$1,160
Insurance Administration	\$34,287	\$12,188	\$4,331	\$2,379
Congestion & Environmental	\$7,332	\$1,807	\$1,775	\$1,772
Property Damage & Loss	\$15,608	\$12,585	\$9,800	\$8,063
<b>Subtotal (Monetary Cost)</b>	<b>\$1,483,682</b>	<b>\$140,598</b>	<b>\$42,714</b>	<b>\$22,165</b>
Quality of Life	\$8,701,567	\$763,890	\$188,230	\$69,690
<b>Total (Comprehensive Cost)</b>	<b>\$10,185,249</b>	<b>\$904,488</b>	<b>\$230,944</b>	<b>\$91,855</b>

Table 6 presents cost estimates per police-reported crash involving a young driver (<21 years) in 2021.

<b>Table 6. Costs per Police-Reported Young Driver Crash Victim in Michigan (2021 dollars)</b>					
	<b>Fatal</b>	<b>Serious Injury</b>	<b>Moderate Injury</b>	<b>Minor Injury</b>	<b>Property Damage Only</b>
Medical Care	\$16,960	\$31,696	\$4,808	\$3,133	\$234
Work Loss	\$1,307,051	\$54,007	\$9,234	\$5,531	\$474
Public Services	\$1,090	\$296	\$159	\$121	\$51
Adjudication	\$129,629	\$11,479	\$1,883	\$1,156	\$80
Insurance Administration	\$34,287	\$10,308	\$3,182	\$2,091	\$429
Congestion & Environmental	\$7,332	\$1,799	\$1,773	\$1,773	\$1,785
Property Damage & Loss	\$15,608	\$11,671	\$9,077	\$7,246	\$2,666
<b>Subtotal (Monetary Cost)</b>	<b>\$1,511,957</b>	<b>\$121,256</b>	<b>\$30,116</b>	<b>\$21,051</b>	<b>\$5,719</b>
Quality of Life	\$8,882,626	\$629,971	\$109,465	\$63,323	\$4,500
<b>Total (Comprehensive Cost)</b>	<b>\$10,394,583</b>	<b>\$751,227</b>	<b>\$139,581</b>	<b>\$84,374</b>	<b>\$10,219</b>

Table 7 presents cost estimates per police-reported crash involving an older driver (65 years and older) in 2021.

<b>Table 7. Costs per Police-Reported Older Driver Crash Victim in Michigan (2021 dollars)</b>					
	<b>Fatal</b>	<b>Serious Injury</b>	<b>Moderate Injury</b>	<b>Minor Injury</b>	<b>Property Damage Only</b>
Medical Care	\$16,960	\$41,070	\$10,596	\$5,611	\$391
Work Loss	\$1,307,051	\$71,109	\$20,176	\$10,458	\$735
Public Services	\$1,090	\$339	\$190	\$139	\$54
Adjudication	\$129,629	\$15,016	\$4,120	\$2,147	\$136
Insurance Administration	\$34,287	\$13,280	\$5,205	\$3,104	\$514
Congestion & Environmental	\$7,332	\$1,805	\$1,780	\$1,777	\$1,784
Property Damage & Loss	\$15,608	\$13,015	\$9,643	\$7,644	\$2,872
<b>Subtotal (Monetary Cost)</b>	<b>\$1,511,957</b>	<b>\$155,634</b>	<b>\$51,710</b>	<b>\$30,880</b>	<b>\$6,486</b>
Quality of Life	\$8,882,626	\$825,584	\$241,614	\$125,077	\$7,879
<b>Total (Comprehensive Cost)</b>	<b>\$10,394,583</b>	<b>\$981,218</b>	<b>\$293,324</b>	<b>\$155,957</b>	<b>\$14,365</b>

Table 8 presents cost estimates per police-reported medium and large truck crash victim in Michigan in 2021.

<b>Table 8. Costs per Police-Reported Medium/Large Truck-Involved Crash Victim in Michigan (2021 dollars)</b>					
	<b>Fatal</b>	<b>Serious Injury</b>	<b>Moderate Injury</b>	<b>Minor Injury</b>	<b>Property Damage Only</b>
Medical Care	\$32,338	\$40,481	\$17,265	\$7,917	\$363
Work Loss	\$1,307,051	\$125,394	\$53,378	\$22,832	\$2,913
Public Services	\$1,096	\$321	\$175	\$192	\$47
Adjudication	\$141,870	\$14,511	\$2,834	\$1,502	\$159
Insurance Administration	\$34,040	\$11,399	\$3,650	\$2,230	\$548
Congestion & Environmental	\$7,583	\$1,867	\$1,835	\$1,837	\$1,847
Property Damage & Loss	\$25,863	\$10,723	\$8,213	\$6,255	\$2,880
<b>Subtotal (Monetary Cost)</b>	<b>\$1,549,841</b>	<b>\$204,695</b>	<b>\$87,350</b>	<b>\$42,765</b>	<b>\$8,757</b>
Quality of Life	\$8,882,626	\$668,444	\$252,394	\$119,219	\$2,938
<b>Total (Comprehensive Cost)</b>	<b>\$10,432,467</b>	<b>\$873,140</b>	<b>\$339,744</b>	<b>\$161,983</b>	<b>\$11,695</b>

Costs estimates per police-reported motorcycle crash victim in Michigan in 2021 are presented in Table 9 for motorcyclists and in Table 10 for other road users/motor vehicles involved in crashes with motorcyclists (termed non-motorcyclists).

	<b>Fatal</b>	<b>Serious Injury</b>	<b>Moderate Injury</b>	<b>Minor Injury</b>	<b>Property Damage Only</b>
Medical Care	\$19,680	\$40,482	\$9,489	\$8,310	\$1,554
Work Loss	\$1,477,877	\$73,279	\$19,182	\$16,801	\$3,181
Public Services	\$1,090	\$339	\$193	\$185	\$85
Adjudication	\$129,629	\$15,266	\$3,855	\$3,378	\$633
Insurance Administration	\$32,488	\$12,887	\$4,893	\$4,433	\$1,394
Congestion & Environmental	\$7,332	\$1,368	\$1,328	\$1,328	\$1,331
Property Damage & Loss	\$22,303	\$11,948	\$9,528	\$9,268	\$5,691
<b>Subtotal (Monetary Cost)</b>	<b>\$1,690,399</b>	<b>\$155,569</b>	<b>\$48,468</b>	<b>\$43,703</b>	<b>\$13,869</b>
Quality of Life	\$9,038,669	\$815,902	\$217,836	\$189,916	\$36,393
<b>Total (Comprehensive Cost)</b>	<b>\$10,729,068</b>	<b>\$971,471</b>	<b>\$266,304</b>	<b>\$233,619</b>	<b>\$50,262</b>

	<b>Fatal</b>	<b>Serious Injury</b>	<b>Moderate Injury</b>	<b>Minor Injury</b>	<b>Property Damage Only</b>
Medical Care	\$16,960	\$40,079	\$7,041	\$3,606	\$0
Work Loss	\$1,307,051	\$68,980	\$13,160	\$6,489	\$123
Public Services	\$1,090	\$333	\$168	\$120	\$25
Adjudication	\$129,629	\$14,604	\$2,706	\$1,346	\$0
Insurance Administration	\$34,287	\$12,469	\$3,867	\$2,277	\$434
Congestion & Environmental	\$7,332	\$1,805	\$1,774	\$1,776	\$1,787
Property Damage & Loss	\$15,608	\$12,432	\$9,302	\$6,971	\$3,568
<b>Subtotal (Monetary Cost)</b>	<b>\$1,511,957</b>	<b>\$150,702</b>	<b>\$38,018</b>	<b>\$22,585</b>	<b>\$5,937</b>
Quality of Life	\$8,882,626	\$785,042	\$156,415	\$78,105	\$0
<b>Total (Comprehensive Cost)</b>	<b>\$10,394,583</b>	<b>\$935,744</b>	<b>\$194,433</b>	<b>\$100,690</b>	<b>\$5,937</b>

Costs estimates per police-reported bicycle crash victim in Michigan in 2021 are presented in Table 11 for bicyclists and in Table 12 for other road users/motor vehicles involved in crashes with bicyclists (termed non-bicyclists).

<b>Table 11. Costs per Police-Reported Bicycle Crash Victim in Michigan (Bicyclist, 2021 dollars)</b>					
	<b>Fatal</b>	<b>Serious Injury</b>	<b>Moderate Injury</b>	<b>Minor Injury</b>	<b>Property Damage Only</b>
Medical Care	\$25,971	\$40,528	\$6,899	\$4,272	\$464
Work Loss	\$1,189,275	\$75,862	\$14,235	\$8,351	\$829
Public Services	\$1,090	\$338	\$180	\$155	\$21
Adjudication	\$235,689	\$15,473	\$2,832	\$1,692	\$173
Insurance Administration	\$48,594	\$17,637	\$3,924	\$2,437	\$248
Congestion & Environmental	\$7,332	\$1,376	\$1,316	\$1,258	\$178
Property Damage & Loss	\$250	\$250	\$248	\$238	\$34
<b>Subtotal (Monetary Cost)</b>	<b>\$1,508,201</b>	<b>\$151,464</b>	<b>\$29,634</b>	<b>\$18,403</b>	<b>\$1,947</b>
Quality of Life	\$8,212,701	\$783,490	\$168,412	\$108,489	\$11,729
<b>Total (Comprehensive Cost)</b>	<b>\$9,720,902</b>	<b>\$934,954</b>	<b>\$198,046</b>	<b>\$126,892</b>	<b>\$13,676</b>

<b>Table 12. Costs per Police-Reported Bicycle Crash Victim in Michigan (Non-bicyclist, 2021 dollars)</b>					
	<b>Fatal</b>	<b>Serious Injury</b>	<b>Moderate Injury</b>	<b>Minor Injury</b>	<b>Property Damage Only</b>
Medical Care	\$16,960	\$40,079	\$7,041	\$3,606	\$184
Work Loss	\$1,307,051	\$68,980	\$13,160	\$6,489	\$405
Public Services	\$1,090	\$333	\$168	\$120	\$48
Adjudication	\$129,629	\$14,604	\$2,706	\$1,346	\$64
Insurance Administration	\$34,287	\$12,469	\$3,867	\$2,277	\$382
Congestion & Environmental	\$7,332	\$1,805	\$1,774	\$1,776	\$1,785
Property Damage & Loss	\$15,608	\$12,432	\$9,302	\$6,971	\$2,467
<b>Subtotal (Monetary Cost)</b>	<b>\$1,511,957</b>	<b>\$150,702</b>	<b>\$38,018</b>	<b>\$22,585</b>	<b>\$5,335</b>
Quality of Life	\$8,882,626	\$785,042	\$156,415	\$78,105	\$3,614
<b>Total (Comprehensive Cost)</b>	<b>\$10,394,583</b>	<b>\$935,744</b>	<b>\$194,433</b>	<b>\$100,690</b>	<b>\$8,949</b>



Costs estimates per police-reported pedestrian crash victim in Michigan in 2021 are presented in Table 13 for pedestrians and in Table 14 for other road users/motor vehicles involved in crashes with pedestrians (termed non-pedestrians). The Property Damage and Loss cost category was omitted from pedestrian-involved crashes as there is no current available information on which to formulate these costs.

<b>Table 13. Costs per Police-Reported Pedestrian Crash Victim in Michigan (Pedestrian, 2021 dollars)</b>					
	<b>Fatal</b>	<b>Serious Injury</b>	<b>Moderate Injury</b>	<b>Minor Injury</b>	<b>Property Damage Only</b>
Medical Care	\$22,607	\$48,297	\$9,133	\$5,464	\$558
Work Loss	\$1,187,181	\$77,925	\$15,532	\$8,950	\$836
Public Services	\$1,090	\$338	\$180	\$155	\$21
Adjudication	\$129,629	\$16,933	\$3,312	\$1,934	\$187
Insurance Administration	\$48,594	\$19,448	\$4,514	\$2,729	\$261
Congestion & Environmental	\$7,332	\$1,376	\$1,316	\$1,258	\$178
<b>Subtotal (Monetary Cost)</b>	<b>\$1,396,433</b>	<b>\$164,317</b>	<b>\$33,987</b>	<b>\$20,490</b>	<b>\$2,041</b>
Quality of Life	\$8,337,918	\$899,482	\$212,623	\$135,112	\$13,887
<b>Total (Comprehensive Cost)</b>	<b>\$9,734,351</b>	<b>\$1,063,799</b>	<b>\$246,610</b>	<b>\$155,602</b>	<b>\$15,928</b>

<b>Table 14. Costs per Police-Reported Pedestrian Crash Victim in Michigan (Non-pedestrian, 2021 dollars)</b>					
	<b>Fatal</b>	<b>Serious Injury</b>	<b>Moderate Injury</b>	<b>Minor Injury</b>	<b>Property Damage Only</b>
Medical Care	\$16,960	\$40,079	\$7,041	\$3,606	\$184
Work Loss	\$1,307,051	\$68,980	\$13,160	\$6,489	\$405
Public Services	\$1,090	\$333	\$168	\$120	\$48
Adjudication	\$129,629	\$14,604	\$2,706	\$1,346	\$64
Insurance Administration	\$34,287	\$12,469	\$3,867	\$2,277	\$382
Congestion & Environmental	\$7,332	\$1,805	\$1,774	\$1,776	\$1,785
<b>Subtotal (Monetary Cost)</b>	<b>\$1,496,349</b>	<b>\$138,270</b>	<b>\$28,716</b>	<b>\$15,614</b>	<b>\$2,868</b>
Quality of Life	\$8,882,626	\$785,042	\$156,415	\$78,105	\$3,614
<b>Total (Comprehensive Cost)</b>	<b>\$10,378,975</b>	<b>\$923,312</b>	<b>\$185,131</b>	<b>\$93,719</b>	<b>\$6,482</b>

Estimates of incidence and costs for each crime and estimates of incidence and costs by crash outcome (i.e., KABCO) for each crash category (i.e., overall crashes, alcohol-involved crashes, drug-involved crashes, crash-involved unrestrained occupants of passenger vehicles, young driver crashes, older driver crashes, crashes involving medium and large trucks, motorcycle-involved crashes, bicycle-involved crashes, and pedestrian-involved crashes) for the state of Michigan as a whole are contained in the statewide tables and figures. Also presented is the average cost for each category of crash and index crime, as well as tables of cost estimates for traffic crashes and index crimes broken out by specific cost categories. Due to the addition of several new cost categories (i.e., mental health, insurance administration, congestion and environmental), a direct comparison of total costs between the current study and previous studies should be made with caution.

As shown in the State of Michigan summaries (pages 15-24), in 2021, index crimes in Michigan resulted in \$2.8 billion in monetary costs and \$9.7 billion in quality of life costs, resulting in \$12.5 billion in total costs. Costs for traffic crashes were estimated to be \$6.6 billion in monetary costs and \$23.7 billion in quality of life costs, resulting in \$30.4 billion in total costs. Consistent with previous studies, the costs of traffic crashes in Michigan more than doubled those of crimes. Although murder and rape accounted for approximately 5% of the total incidence of index crimes across the state, costs associated with these categories of crime contributed to over 80% of the total costs of index crimes statewide. For traffic crashes, alcohol-involved crashes accounted for \$1.0 billion in monetary costs and \$6.1 billion in total costs. Drug-involved crashes accounted for \$731 million in monetary costs and \$4.6 billion in total costs. Injury-crash involved unrestrained occupants accounted for \$570 million in monetary costs and \$3.7 billion in total costs. Crashes involving young drivers accounted for \$1.2 billion in monetary costs and \$5.0 billion in total costs. Crashes involving older drivers accounted for \$1.6 billion in monetary costs and \$7.8 billion in total costs. Crashes involving medium and large trucks accounted for \$494 million in monetary costs and \$1.9 billion in total costs. Motorcycle-involved crashes accounted for \$521 million in monetary costs and \$3.2 billion in total costs. Bicycle-involved crashes accounted for \$88 million in monetary costs and \$563 million in total costs. Crashes involving pedestrians accounted for \$383 million in monetary costs and \$2.6 billion in total costs. In terms of proportion of societal costs of traffic crashes, alcohol-involved crashes accounted for 20%, drug-involved crashes accounted for 17%, unrestrained occupants of passenger vehicles for 13%, young driver crashes for 17%, older driver crashes for 28%, medium/large trucks for 6%, motorcycle-involved crashes for 10%, bicycle-involved crashes for 2%, and pedestrian-involved crashes for 9%.

County-level cost estimates are presented immediately following the statewide estimates. For each crash category, estimates of traffic crash and index crime incidence and cost estimates by crash outcome and crime category for all Michigan counties are contained in county-specific tables and figures. Also presented are tables of cost estimates for traffic crashes and index crimes by specific cost categories.

Cost estimates are not broken out by county for injury crash-involved unrestrained occupants because the county level numbers of incidents for this subgroup are generally too small to be meaningful. Note that “crash casualties” include all levels of injury severity (fatal, serious, moderate, and minor) as well as property damage only crash outcomes. For crashes involving motorcyclists, bicyclists, and pedestrians, the “crash victims” category for property damage only crashes denotes the number of vehicles involved in the crash rather than a person (as no persons were injured in the crash).

# State of Michigan Traffic Crashes and Crime

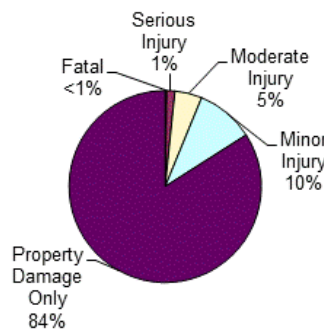
Crash Casualty Severity	Crash Casualties	Crash Costs
Fatal	1,170	\$12,161,662,110
Serious Injury	6,413	\$6,000,926,272
Moderate Injury	21,316	\$4,144,533,828
Minor Injury	45,575	\$4,588,946,750
Property Damage Only	391,988	\$3,507,900,612
<b>Total</b>	<b>466,462</b>	<b>\$30,403,969,572</b>
Average cost of crash casualty		\$65,180

Index Crime Category	Number of Crimes	Crime Costs
Murder	686	\$6,797,840,854
Rape	6,052	\$3,422,424,156
Aggravated Assault	30,626	\$1,425,579,048
Robbery	4,016	\$186,671,712
Larceny	93,733	\$401,270,973
Burglary	19,979	\$85,130,519
Motor Vehicle Theft	21,262	\$219,019,862
<b>Total</b>	<b>176,354</b>	<b>\$12,537,937,124</b>
Average cost of index crime		\$71,095

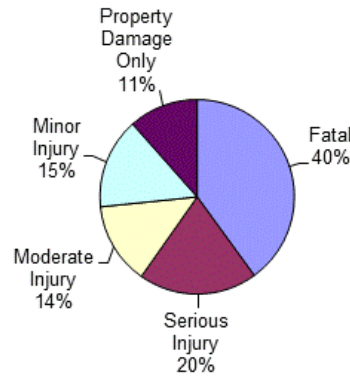
Costs of Crashes in Michigan (2021 dollars)						
	Fatal	Serious Injury	Moderate Injury	Minor Injury	Property Damage Only	Total
Medical Care	\$19,843,200	\$257,026,627	\$150,085,956	\$164,343,450	\$72,125,792	\$663,425,025
Work Loss	\$1,529,249,670	\$442,368,740	\$280,518,560	\$295,736,175	\$158,755,140	\$2,706,628,285
Public Services	\$1,275,300	\$2,135,529	\$3,581,088	\$5,469,000	\$18,815,424	\$31,276,341
Adjudication & Sanctioning	\$151,665,930	\$93,655,452	\$57,681,096	\$61,343,950	\$25,087,232	\$389,433,660
Insurance Administration	\$40,115,790	\$79,963,697	\$82,428,972	\$103,774,275	\$149,739,416	\$456,022,150
Congestion & Environmental	\$8,578,440	\$11,575,465	\$37,814,584	\$80,941,200	\$699,698,580	\$838,608,269
Property Damage & Loss	\$18,261,360	\$79,726,416	\$198,281,432	\$317,703,325	\$967,034,396	\$1,581,006,929
Subtotal (Monetary Cost)	\$1,768,989,690	\$966,451,926	\$810,391,688	\$1,029,311,375	\$2,091,255,980	\$6,666,400,659
Quality of Life	\$10,392,672,420	\$5,034,474,346	\$3,334,142,140	\$3,559,635,375	\$1,416,644,632	\$23,737,568,913
<b>Total (Comprehensive Cost)</b>	<b>\$12,161,662,110</b>	<b>\$6,000,926,272</b>	<b>\$4,144,533,828</b>	<b>\$4,588,946,750</b>	<b>\$3,507,900,612</b>	<b>\$30,403,969,572</b>

Costs of Index Crimes in Michigan (2021 dollars)								
	Murder	Rape	Aggravated Assault	Robbery	Larceny	Burglary	Motor Vehicle Theft	Total
Medical Care	\$8,844,598	\$20,419,448	\$64,773,990	\$7,963,728	\$0	\$0	\$0	\$102,001,764
Mental Health	\$8,317,750	\$39,852,420	\$12,495,408	\$799,184	\$0	\$0	\$0	\$61,464,762
Work Loss	\$795,936,988	\$43,132,604	\$69,704,776	\$18,497,696	\$2,905,723	\$779,181	\$2,487,654	\$933,444,622
Public Services	\$71,882,510	\$4,605,572	\$74,696,814	\$3,180,672	\$49,397,291	\$7,232,398	\$9,674,210	\$220,669,467
Adjudication & Sanctioning	\$335,485,556	\$273,780,376	\$183,602,870	\$58,219,952	\$243,237,135	\$15,403,809	\$42,311,380	\$1,152,041,078
Property Damage & Loss	\$144,746	\$1,143,828	\$2,572,584	\$5,530,032	\$105,730,824	\$61,715,131	\$164,546,618	\$341,383,763
Subtotal (Monetary Cost)	\$1,220,612,148	\$382,934,248	\$407,846,442	\$94,191,264	\$401,270,973	\$85,130,519	\$219,019,862	\$2,811,005,456
Quality of Life	\$5,577,228,706	\$3,039,489,908	\$1,017,732,606	\$92,480,448	\$0	\$0	\$0	\$9,726,931,668
<b>Total (Comprehensive Costs)</b>	<b>\$6,797,840,854</b>	<b>\$3,422,424,156</b>	<b>\$1,425,579,048</b>	<b>\$186,671,712</b>	<b>\$401,270,973</b>	<b>\$85,130,519</b>	<b>\$219,019,862</b>	<b>\$12,537,937,124</b>

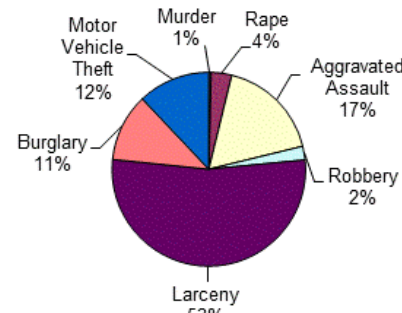
Crash Casualties



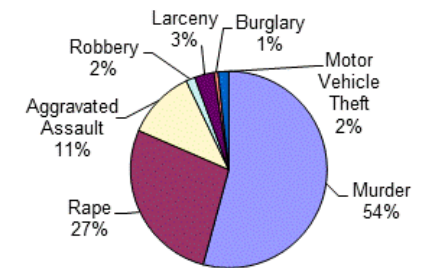
Crash Costs



Index Crimes



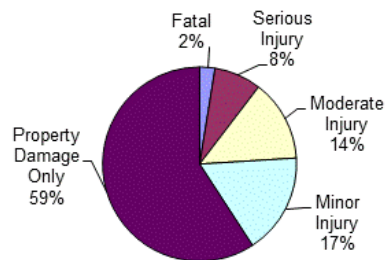
Index Crime Costs



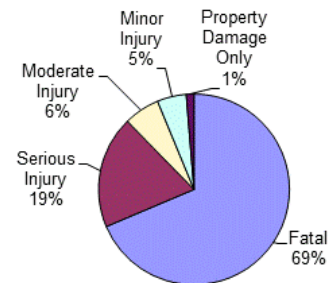
# State of Michigan Alcohol-Involved Crashes

Crash Casualty Severity	Crash Casualties	Crash Costs
Fatal	368	\$4,235,661,600
Serious Injury	1,129	\$1,176,275,746
Moderate Injury	1,953	\$374,644,809
Minor Injury	2,415	\$305,167,239
Property Damage Only	8,508	\$80,604,792
<b>Total</b>	<b>14,373</b>	<b>\$6,172,354,186</b>
Average cost of crash casualty		\$429,441

Crash Casualties



Crash Costs

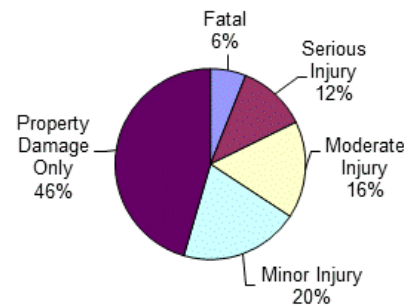


Costs of Alcohol-Involved Crashes in Michigan (2021 dollars)						
	Fatal	Serious Injury	Moderate Injury	Minor Injury	Property Damage Only	Total
Medical Care	\$6,241,280	\$50,403,076	\$12,784,338	\$10,423,140	\$1,786,680	\$81,638,514
Work Loss	\$575,832,048	\$84,673,871	\$24,098,067	\$18,467,505	\$3,717,996	\$706,789,487
Public Services	\$401,120	\$387,247	\$324,198	\$311,535	\$416,892	\$1,840,992
Adjudication & Sanctioning	\$47,703,472	\$18,741,400	\$5,368,797	\$4,117,575	\$697,656	\$76,628,900
Insurance Administration	\$12,617,616	\$15,491,009	\$8,487,738	\$7,201,530	\$3,700,980	\$47,498,873
Congestion & Environmental	\$2,698,176	\$2,040,103	\$4,281,795	\$15,084,684	\$15,186,780	\$39,291,538
Property Damage & Loss	\$5,743,744	\$14,225,400	\$18,369,918	\$18,822,510	\$21,695,400	\$78,856,972
<b>Subtotal (Monetary Cost)</b>	<b>\$651,237,456</b>	<b>\$185,962,106</b>	<b>\$73,714,851</b>	<b>\$74,428,479</b>	<b>\$47,202,384</b>	<b>\$1,032,545,276</b>
Quality of Life	\$3,584,424,144	\$990,313,640	\$300,929,958	\$230,738,760	\$33,402,408	\$5,139,808,910
<b>Total (Comprehensive Cost)</b>	<b>\$4,235,661,600</b>	<b>\$1,176,275,746</b>	<b>\$374,644,809</b>	<b>\$305,167,239</b>	<b>\$80,604,792</b>	<b>\$6,172,354,186</b>

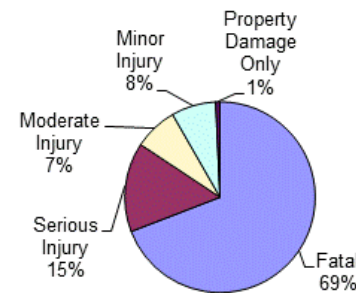
# State of Michigan Drug-Involved Crashes

Crash Casualty Severity	Crash Casualties	Crash Costs
Fatal	279	\$3,211,276,050
Serious Injury	543	\$704,717,346
Moderate Injury	761	\$343,048,907
Minor Injury	938	\$351,972,306
Property Damage Only	2,103	\$33,389,331
<b>Total</b>	<b>4,624</b>	<b>\$4,644,403,940</b>
Average cost of crash casualty	\$1,004,413	

Crash Casualties



Crash Costs



Costs of Drug-Involved Crashes in Michigan (2021 dollars)						
	Fatal	Serious Injury	Moderate Injury	Minor Injury	Property Damage Only	Total
Medical Care	\$4,731,840	\$29,466,438	\$12,538,236	\$12,812,142	\$876,951	\$60,425,607
Work Loss	\$436,568,319	\$50,205,237	\$23,976,066	\$24,039,064	\$1,812,786	\$536,601,472
Public Services	\$304,110	\$210,684	\$171,225	\$181,972	\$111,459	\$979,450
Adjudication & Sanctioning	\$36,166,491	\$10,984,347	\$5,135,228	\$5,195,582	\$370,128	\$57,851,776
Insurance Administration	\$9,566,073	\$9,199,506	\$5,916,014	\$6,084,806	\$1,183,989	\$31,950,388
Congestion & Environmental	\$2,045,628	\$986,088	\$1,357,624	\$1,674,330	\$3,753,855	\$9,817,525
Property Damage & Loss	\$4,354,632	\$7,389,144	\$8,085,625	\$8,631,476	\$5,713,851	\$34,174,728
<b>Subtotal (Monetary Cost)</b>	<b>\$493,737,093</b>	<b>\$108,441,444</b>	<b>\$57,180,018</b>	<b>\$58,619,372</b>	<b>\$13,823,019</b>	<b>\$731,800,946</b>
Quality of Life	\$2,717,538,957	\$596,275,902	\$285,868,889	\$293,352,934	\$19,566,312	\$3,912,602,994
<b>Total (Comprehensive Cost)</b>	<b>\$3,211,276,050</b>	<b>\$704,717,346</b>	<b>\$343,048,907</b>	<b>\$351,972,306</b>	<b>\$33,389,331</b>	<b>\$4,644,403,940</b>

# State of Michigan Unrestrained/Restrained Injury-Crash Victim Costs

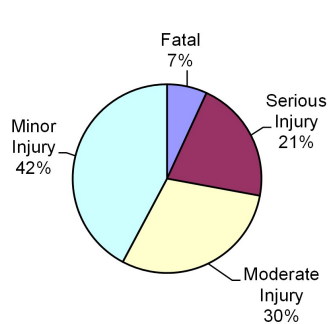
Injury Severity	Unrestrained Crash Victims	Unrestrained Victim Costs
Fatal	255	\$2,597,238,495
Serious Injury	782	\$707,309,616
Moderate Injury	1,110	\$256,347,840
Minor Injury	1,569	\$144,120,495
<b>Total</b>	<b>3,716</b>	<b>\$3,705,016,446</b>
Average injury-crash victim cost	\$997,044	

Injury Severity	Restrained Crash Victims	Restrained Victim Costs
Fatal	326	\$3,388,634,058
Serious Injury	3,020	\$2,825,946,880
Moderate Injury	15,737	\$3,059,792,121
Minor Injury	38,216	\$3,847,969,040
<b>Total</b>	<b>57,299</b>	<b>\$13,122,342,099</b>
Average injury-crash victim cost	\$229,015	

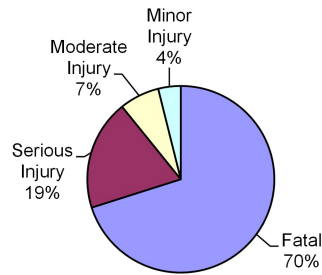
	Fatal	Serious Injury	Moderate Injury	Minor Injury	Total
Medical Care	\$3,752,325	\$27,999,510	\$9,009,870	\$4,787,019	\$45,548,724
Work Loss	\$326,660,355	\$50,394,426	\$17,048,490	\$8,794,245	\$402,897,516
Public Services	\$277,950	\$264,316	\$203,130	\$211,815	\$957,211
Adjudication	\$33,055,395	\$10,503,824	\$3,495,390	\$1,820,040	\$48,874,649
Insurance Administration	\$8,743,185	\$9,531,016	\$4,807,410	\$3,732,651	\$26,814,262
Congestion & Environmental	\$1,869,660	\$1,413,074	\$1,970,250	\$2,780,268	\$8,033,252
Property Damage & Loss	\$3,980,040	\$9,841,470	\$10,878,000	\$12,650,847	\$37,350,357
<b>Subtotal (Monetary Cost)</b>	<b>\$378,338,910</b>	<b>\$109,947,636</b>	<b>\$47,412,540</b>	<b>\$34,776,885</b>	<b>\$570,475,971</b>
Quality of Life	\$2,218,899,585	\$597,361,980	\$208,935,300	\$109,343,610	\$3,134,540,475
<b>Total (Comprehensive Cost)</b>	<b>\$2,597,238,495</b>	<b>\$707,309,616</b>	<b>\$256,347,840</b>	<b>\$144,120,495</b>	<b>\$3,705,016,446</b>

	Fatal	Serious Injury	Moderate Injury	Minor Injury	Total
Medical Care	\$5,528,960	\$121,038,580	\$110,804,217	\$137,806,896	\$375,178,653
Work Loss	\$426,098,626	\$208,319,600	\$207,098,920	\$247,983,624	\$1,089,500,770
Public Services	\$355,340	\$1,005,660	\$2,643,816	\$4,585,920	\$8,590,736
Adjudication	\$42,259,054	\$44,104,080	\$42,584,322	\$51,438,736	\$180,386,192
Insurance Administration	\$11,177,562	\$37,656,380	\$60,854,979	\$87,017,832	\$196,706,753
Congestion & Environmental	\$2,390,232	\$5,451,100	\$27,917,438	\$67,871,616	\$103,630,386
Property Damage & Loss	\$5,088,208	\$37,544,640	\$146,385,574	\$266,403,736	\$455,422,158
<b>Subtotal (Monetary Cost)</b>	<b>\$492,897,982</b>	<b>\$455,120,040</b>	<b>\$598,289,266</b>	<b>\$863,108,360</b>	<b>\$2,409,415,648</b>
Quality of Life	\$2,895,736,076	\$2,370,826,840	\$2,461,502,855	\$2,984,860,680	\$10,712,926,451
<b>Total (Comprehensive Cost)</b>	<b>\$3,388,634,058</b>	<b>\$2,825,946,880</b>	<b>\$3,059,792,121</b>	<b>\$3,847,969,040</b>	<b>\$13,122,342,099</b>

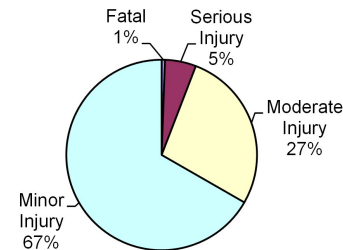
Unrestrained Victim Injuries



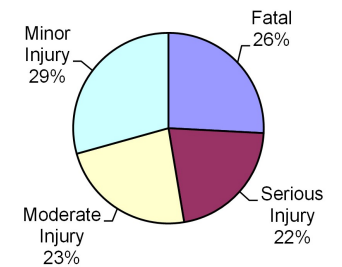
Unrestrained Victim Costs



Restrained Victim Injuries



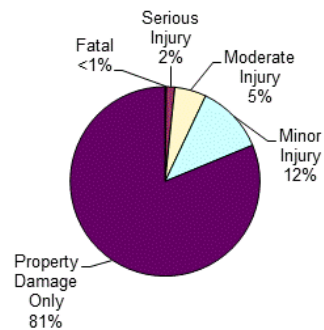
Restrained Victim Costs



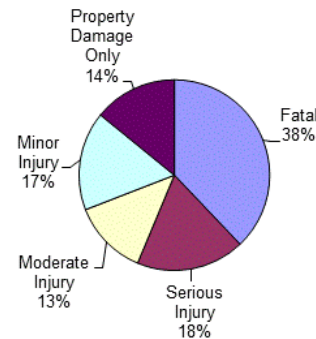
# State of Michigan Young Driver Crashes (<21)

Crash Casualty Severity	Crash Casualties	Crash Costs
Fatal	184	\$1,912,603,272
Serious Injury	1,236	\$928,516,572
Moderate Injury	4,627	\$645,841,287
Minor Injury	10,032	\$846,439,968
Property Damage Only	69,709	\$712,356,271
<b>Total</b>	<b>85,788</b>	<b>\$5,045,757,370</b>
Average cost of crash casualty		\$58,817

Crash Casualties



Crash Costs



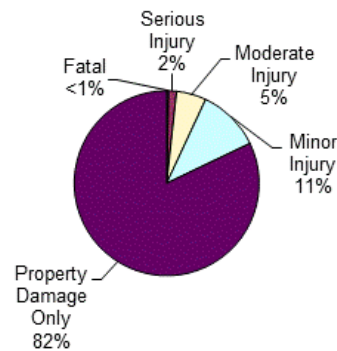
Costs of Young Driver Crashes in Michigan (2021 dollars)						
	Fatal	Serious Injury	Moderate Injury	Minor Injury	Property Damage Only	Total
Medical Care	\$3,120,640	\$39,176,256	\$22,246,616	\$31,430,256	\$16,311,906	\$112,285,674
Work Loss	\$240,497,384	\$66,752,652	\$42,725,718	\$55,486,992	\$33,042,066	\$438,504,812
Public Services	\$200,560	\$365,856	\$735,693	\$1,213,872	\$3,555,159	\$6,071,140
Adjudication	\$23,851,736	\$14,188,044	\$8,712,641	\$11,596,992	\$5,576,720	\$63,926,133
Insurance Administration	\$6,308,808	\$12,740,688	\$14,723,114	\$20,976,912	\$29,905,161	\$84,654,683
Congestion & Environmental	\$1,349,088	\$2,223,564	\$8,203,671	\$17,786,736	\$124,430,565	\$153,993,624
Property Damage & Loss	\$2,871,872	\$14,425,356	\$41,999,279	\$72,691,872	\$185,844,194	\$317,832,573
<b>Subtotal (Monetary Cost)</b>	<b>\$278,200,088</b>	<b>\$149,872,416</b>	<b>\$139,346,732</b>	<b>\$211,183,632</b>	<b>\$398,665,771</b>	<b>\$1,177,268,639</b>
Quality of Life	\$1,634,403,184	\$778,644,156	\$506,494,555	\$635,256,336	\$313,690,500	\$3,868,488,731
<b>Total (Comprehensive Cost)</b>	<b>\$1,912,603,272</b>	<b>\$928,516,572</b>	<b>\$645,841,287</b>	<b>\$846,439,968</b>	<b>\$712,356,271</b>	<b>\$5,045,757,370</b>



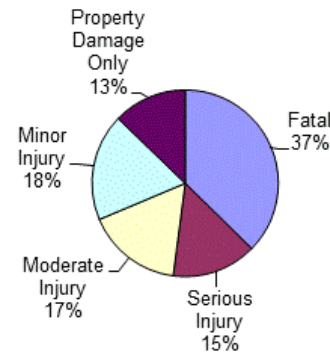
# State of Michigan Older Driver Crashes (65+)

Crash Casualty Severity	Crash Casualties	Crash Costs
Fatal	280	\$2,910,483,240
Serious Injury	1,169	\$1,147,043,842
Moderate Injury	4,413	\$1,294,438,812
Minor Injury	9,267	\$1,445,253,519
Property Damage Only	69,394	\$996,844,810
<b>Total</b>	<b>84,523</b>	<b>\$7,794,064,223</b>
Average cost of crash casualty		\$92,212

Crash Casualties



Crash Costs

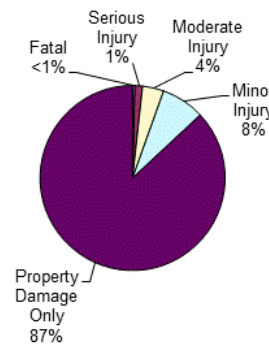


Costs of Older Driver Crashes in Michigan (2021 dollars)						
	Fatal	Serious Injury	Moderate Injury	Minor Injury	Property Damage Only	Total
Medical Care	\$4,748,800	\$48,010,830	\$46,760,148	\$51,997,137	\$27,133,054	\$178,649,969
Work Loss	\$365,974,280	\$83,126,421	\$89,036,688	\$96,914,286	\$51,004,590	\$686,056,265
Public Services	\$305,200	\$396,291	\$838,470	\$1,288,113	\$3,747,276	\$6,575,350
Adjudication	\$36,296,120	\$17,553,704	\$18,181,560	\$19,896,249	\$9,437,584	\$101,365,217
Insurance Administration	\$9,600,360	\$15,524,320	\$22,969,665	\$28,764,768	\$35,668,516	\$112,527,629
Congestion & Environmental	\$2,052,960	\$2,110,045	\$7,855,140	\$16,467,459	\$123,798,896	\$152,284,500
Property Damage & Loss	\$4,370,240	\$15,214,535	\$42,554,559	\$70,836,948	\$199,299,568	\$332,275,850
<b>Subtotal (Monetary Cost)</b>	<b>\$423,347,960</b>	<b>\$181,936,146</b>	<b>\$228,196,230</b>	<b>\$286,164,960</b>	<b>\$450,089,484</b>	<b>\$1,569,734,780</b>
Quality of Life	\$2,487,135,280	\$965,107,696	\$1,066,242,582	\$1,159,088,559	\$546,755,326	\$6,224,329,443
<b>Total (Comprehensive Cost)</b>	<b>\$2,910,483,240</b>	<b>\$1,147,043,842</b>	<b>\$1,294,438,812</b>	<b>\$1,445,253,519</b>	<b>\$996,844,810</b>	<b>\$7,794,064,223</b>

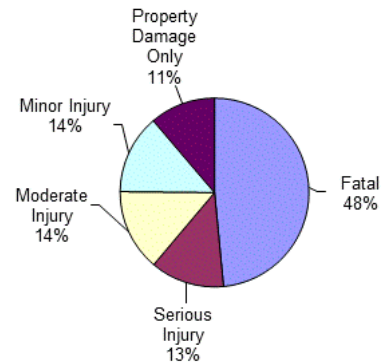
# State of Michigan Medium/Large Truck Crashes

Crash Casualty Severity	Crash Casualties	Crash Costs
Fatal	89	\$928,489,563
Serious Injury	278	\$242,732,920
Moderate Injury	789	\$268,058,016
Minor Injury	1,608	\$260,470,272
Property Damage Only	18,396	\$215,141,220
<b>Total</b>	<b>21,160</b>	<b>\$1,914,891,991</b>
Average cost of crash casualty		\$90,496

Crash Casualties



Crash Costs



Costs of Medium/Large Truck Crashes in Michigan (2021 dollars)

	Fatal	Serious Injury	Moderate Injury	Minor Injury	Property Damage Only	Total
Medical Care	\$2,878,082	\$11,253,718	\$13,622,085	\$12,730,536	\$6,677,748	\$47,162,169
Work Loss	\$116,327,539	\$34,859,532	\$42,115,242	\$36,713,856	\$53,587,548	\$283,603,717
Public Services	\$97,544	\$89,238	\$138,075	\$308,736	\$864,612	\$1,498,205
Adjudication	\$12,626,430	\$4,034,058	\$2,236,026	\$2,415,216	\$2,924,964	\$24,236,694
Insurance Administration	\$3,029,560	\$3,168,922	\$2,879,850	\$3,585,840	\$10,081,008	\$22,745,180
Congestion & Environmental	\$674,887	\$519,026	\$1,447,815	\$2,953,896	\$33,977,412	\$39,573,036
Property Damage & Loss	\$2,301,807	\$2,980,994	\$6,480,057	\$10,058,040	\$52,980,480	\$74,801,378
<b>Subtotal (Monetary Cost)</b>	<b>\$137,935,849</b>	<b>\$56,905,488</b>	<b>\$68,919,150</b>	<b>\$68,766,120</b>	<b>\$161,093,772</b>	<b>\$493,620,379</b>
Quality of Life	\$790,553,714	\$185,827,432	\$199,138,866	\$191,704,152	\$54,047,448	\$1,421,271,612
<b>Total (Comprehensive Cost)</b>	<b>\$928,489,563</b>	<b>\$242,732,920</b>	<b>\$268,058,016</b>	<b>\$260,470,272</b>	<b>\$215,141,220</b>	<b>\$1,914,891,991</b>

# State of Michigan Motorcycle Crashes

Injury Severity	Motorcyclist Crash Victims	Motorcyclist Victim Costs
Fatal	166	\$1,781,025,288
Serious Injury	857	\$832,550,647
Moderate Injury	1,170	\$311,575,680
Minor Injury	567	\$132,461,973
Property Damage Only	746	\$37,495,452
<b>Total</b>	<b>3,506</b>	<b>\$3,095,109,040</b>
Average cost of crash casualty		\$882,803

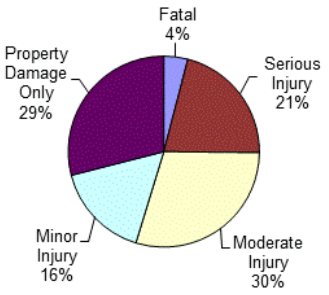
Injury Severity	Non-motorcyclist Crash Victims	Non-motorcyclist Victim Costs
Fatal	3	\$31,183,749
Serious Injury	24	\$22,457,856
Moderate Injury	63	\$12,249,279
Minor Injury	112	\$11,277,280
Property Damage Only	463	\$2,748,831
<b>Total</b>	<b>665</b>	<b>\$79,916,995</b>
Average cost of crash casualty		\$120,176

Motorcyclist Victim Costs in Motorcycle Crashes in Michigan (2021 dollars)						
	Fatal	Serious Injury	Moderate Injury	Minor Injury	Property Damage Only	Total
Medical Care	\$3,266,880	\$34,693,074	\$11,102,130	\$4,711,770	\$1,159,284	\$54,933,138
Work Loss	\$245,327,582	\$62,800,103	\$22,442,940	\$9,526,167	\$2,373,026	\$342,469,818
Public Services	\$180,940	\$290,523	\$225,810	\$104,895	\$63,410	\$865,578
Adjudication	\$21,518,414	\$13,082,962	\$4,510,350	\$1,915,326	\$472,218	\$41,499,270
Insurance Administration	\$5,393,008	\$11,044,159	\$5,724,810	\$2,513,511	\$1,039,924	\$25,715,412
Congestion & Environmental	\$1,217,112	\$1,172,376	\$1,553,760	\$752,976	\$992,926	\$5,689,150
Property Damage & Loss	\$3,702,298	\$10,239,436	\$11,147,760	\$5,254,956	\$4,245,486	\$34,589,936
Subtotal (Monetary Cost)	\$280,606,234	\$133,322,633	\$56,707,560	\$24,779,601	\$10,346,274	\$505,762,302
Quality of Life	\$1,500,419,054	\$699,228,014	\$254,868,120	\$107,682,372	\$27,149,178	\$2,589,346,738
<b>Total (Comprehensive Cost)</b>	<b>\$1,781,025,288</b>	<b>\$832,550,647</b>	<b>\$311,575,680</b>	<b>\$132,461,973</b>	<b>\$37,495,452</b>	<b>\$3,095,109,040</b>

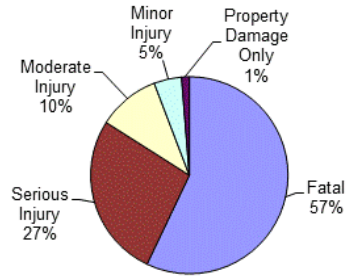
Non-motorcyclist Victim Costs in Motorcycle Crashes in Michigan (2021 dollars)						
	Fatal	Serious Injury	Moderate Injury	Minor Injury	Property Damage Only	Total
Medical Care	\$50,880	\$961,896	\$443,583	\$403,872	\$0	\$1,860,231
Work Loss	\$3,921,153	\$1,655,520	\$829,080	\$726,768	\$56,949	\$7,189,470
Public Services	\$3,270	\$7,992	\$10,584	\$13,440	\$11,575	\$46,861
Adjudication	\$388,887	\$350,496	\$170,478	\$150,752	\$0	\$1,060,613
Insurance Administration	\$102,861	\$299,256	\$243,621	\$255,024	\$200,942	\$1,101,704
Congestion & Environmental	\$21,996	\$43,320	\$111,762	\$198,912	\$827,381	\$1,203,371
Property Damage & Loss	\$46,824	\$298,368	\$586,026	\$780,752	\$1,651,984	\$3,363,954
Subtotal (Monetary Cost)	\$4,535,871	\$3,616,848	\$2,395,134	\$2,529,520	\$2,748,831	\$15,826,204
Quality of Life	\$26,647,878	\$18,841,008	\$9,854,145	\$8,747,760	\$0	\$64,090,791
<b>Total (Comprehensive Cost)</b>	<b>\$31,183,749</b>	<b>\$22,457,856</b>	<b>\$12,249,279</b>	<b>\$11,277,280</b>	<b>\$2,748,831</b>	<b>\$79,916,995</b>

Costs of Motorcycle Crashes in Michigan (2021 dollars)						
	Fatal	Serious Injury	Moderate Injury	Minor Injury	Property Damage Only	Total
Medical Care	\$3,317,760	\$35,654,970	\$11,545,713	\$5,115,642	\$1,159,284	\$56,793,369
Work Loss	\$249,248,735	\$64,455,623	\$23,272,020	\$10,252,935	\$2,429,975	\$349,659,288
Public Services	\$184,210	\$298,515	\$236,394	\$118,335	\$74,985	\$912,439
Adjudication	\$21,907,301	\$13,433,458	\$4,680,828	\$2,066,078	\$472,218	\$42,559,883
Insurance Administration	\$5,495,869	\$11,343,415	\$5,968,431	\$2,768,535	\$1,240,866	\$26,817,116
Congestion & Environmental	\$1,239,108	\$1,215,696	\$1,665,522	\$951,888	\$1,820,307	\$6,892,521
Property Damage & Loss	\$3,749,122	\$10,537,804	\$11,733,786	\$6,035,708	\$5,897,470	\$37,953,890
Subtotal (Monetary Cost)	\$285,142,105	\$136,939,481	\$59,102,694	\$27,309,121	\$13,095,105	\$521,588,506
Quality of Life	\$1,527,066,932	\$718,069,022	\$264,722,265	\$116,430,132	\$27,149,178	\$2,653,437,529
<b>Total (Comprehensive Cost)</b>	<b>\$1,812,209,037</b>	<b>\$855,008,503</b>	<b>\$323,824,959</b>	<b>\$143,739,253</b>	<b>\$40,244,283</b>	<b>\$3,175,026,035</b>

Crash Casualties



Crash Costs



# State of Michigan Bicycle Crashes

Injury Severity	Bicyclist Crash Victims	Bicyclist Victim Costs
Fatal	29	\$281,906,158
Serious Injury	132	\$123,413,928
Moderate Injury	472	\$93,477,712
Minor Injury	415	\$52,660,180
Property Damage Only	263	\$3,596,788
<b>Total</b>	<b>1,311</b>	<b>\$555,054,766</b>
Average cost of crash casualty	\$423,383	

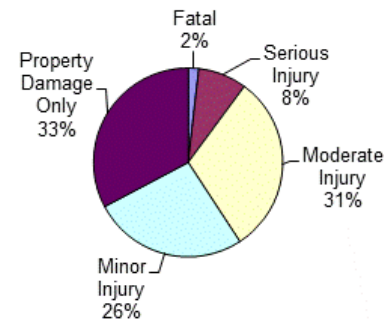
Injury Severity	Non-bicyclist Crash Victims	Non-bicyclist Victim Costs
Fatal	0	\$0
Serious Injury	1	\$935,744
Moderate Injury	20	\$3,888,660
Minor Injury	9	\$906,210
Property Damage Only	262	\$2,344,638
<b>Total</b>	<b>292</b>	<b>\$8,075,252</b>
Average cost of crash casualty	\$27,655	

Bicyclist Victim Costs in Bicycle Crashes in Michigan (2021 dollars)						
	Fatal	Serious Injury	Moderate Injury	Minor Injury	Property Damage Only	Total
Medical Care	\$753,159	\$5,349,696	\$3,256,328	\$1,772,880	\$122,032	\$11,254,095
Work Loss	\$34,488,975	\$10,013,784	\$6,718,920	\$3,465,665	\$218,027	\$54,905,371
Public Services	\$31,610	\$44,616	\$84,960	\$64,325	\$5,523	\$231,034
Adjudication	\$6,834,981	\$2,042,436	\$1,336,704	\$702,180	\$45,499	\$10,961,800
Insurance Administration	\$1,409,226	\$2,328,084	\$1,852,128	\$1,011,355	\$65,224	\$6,666,017
Congestion & Environmental	\$212,628	\$181,632	\$621,152	\$522,070	\$46,814	\$1,584,296
Property Damage & Loss	\$7,250	\$33,000	\$117,056	\$98,770	\$8,942	\$265,018
Subtotal (Monetary Cost)	\$43,737,829	\$19,993,248	\$13,987,248	\$7,637,245	\$512,061	\$85,867,631
Quality of Life	\$238,168,329	\$103,420,680	\$79,490,464	\$45,022,935	\$3,084,727	\$469,187,135
<b>Total (Comprehensive Cost)</b>	<b>\$281,906,158</b>	<b>\$123,413,928</b>	<b>\$93,477,712</b>	<b>\$52,660,180</b>	<b>\$3,596,788</b>	<b>\$555,054,766</b>

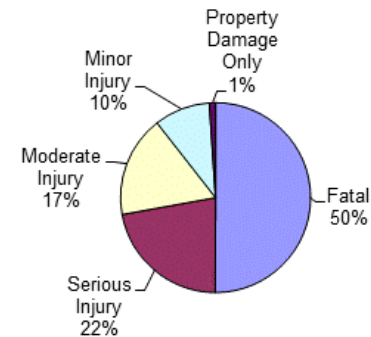
Non-bicyclist Victim Costs in Bicycle Crashes in Michigan (2021 dollars)						
	Fatal	Serious Injury	Moderate Injury	Minor Injury	Property Damage Only	Total
Medical Care	\$0	\$40,079	\$140,820	\$32,454	\$48,208	\$261,561
Work Loss	\$0	\$68,980	\$263,200	\$58,401	\$106,110	\$496,691
Public Services	\$0	\$333	\$3,360	\$1,080	\$12,576	\$17,349
Adjudication	\$0	\$14,604	\$54,120	\$12,114	\$16,768	\$97,606
Insurance Administration	\$0	\$12,469	\$77,340	\$20,493	\$100,084	\$210,386
Congestion & Environmental	\$0	\$1,805	\$35,480	\$15,984	\$467,670	\$520,939
Property Damage & Loss	\$0	\$12,432	\$186,040	\$62,739	\$646,354	\$907,565
Subtotal (Monetary Cost)	\$0	\$150,702	\$760,360	\$203,265	\$1,397,770	\$2,512,097
Quality of Life	\$0	\$785,042	\$3,128,300	\$702,945	\$946,868	\$5,563,155
<b>Total (Comprehensive Cost)</b>	<b>\$0</b>	<b>\$935,744</b>	<b>\$3,888,660</b>	<b>\$906,210</b>	<b>\$2,344,638</b>	<b>\$8,075,252</b>

Costs of Bicycle Crashes in Michigan (2021 dollars)						
	Fatal	Serious Injury	Moderate Injury	Minor Injury	Property Damage Only	Total
Medical Care	\$753,159	\$5,389,775	\$3,397,148	\$1,805,334	\$170,240	\$11,515,656
Work Loss	\$34,488,975	\$10,082,764	\$6,982,120	\$3,524,066	\$324,137	\$55,402,062
Public Services	\$31,610	\$44,949	\$88,320	\$65,405	\$18,099	\$248,383
Adjudication	\$6,834,981	\$2,057,040	\$1,390,824	\$714,294	\$62,267	\$11,059,406
Insurance Administration	\$1,409,226	\$2,340,553	\$1,929,468	\$1,031,848	\$165,308	\$6,876,403
Congestion & Environmental	\$212,628	\$183,437	\$656,632	\$538,054	\$514,484	\$2,105,235
Property Damage & Loss	\$7,250	\$45,432	\$303,096	\$161,509	\$655,296	\$1,172,583
Subtotal (Monetary Cost)	\$43,737,829	\$20,143,950	\$14,747,608	\$7,840,510	\$1,909,831	\$88,379,728
Quality of Life	\$238,168,329	\$104,205,722	\$82,618,764	\$45,725,880	\$4,031,595	\$474,750,290
<b>Total (Comprehensive Cost)</b>	<b>\$281,906,158</b>	<b>\$124,349,672</b>	<b>\$97,366,372</b>	<b>\$53,566,390</b>	<b>\$5,941,426</b>	<b>\$563,130,018</b>

Crash Casualties



Crash Costs



# State of Michigan Pedestrian Crashes

Injury Severity	Pedestrian Crash Victims	Pedestrian Victim Costs
Fatal	193	\$1,878,729,743
Serious Injury	402	\$427,647,198
Moderate Injury	676	\$166,708,360
Minor Injury	643	\$100,052,086
Property Damage Only	254	\$4,045,712
<b>Total</b>	<b>2,168</b>	<b>\$2,577,183,099</b>
Average cost of crash casualty	\$1,188,738	

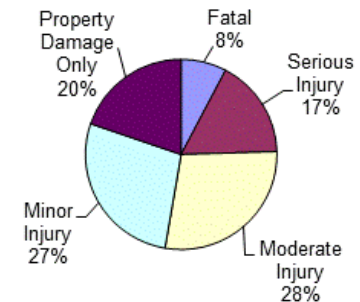
Injury Severity	Non-pedestrian Crash Victims	Non-pedestrian Victim Costs
Fatal	3	\$31,136,925
Serious Injury	28	\$25,852,736
Moderate Injury	43	\$7,960,633
Minor Injury	60	\$5,623,140
Property Damage Only	250	\$1,620,500
<b>Total</b>	<b>384</b>	<b>\$72,193,934</b>
Average cost of crash casualty	\$188,005	

	Fatal	Serious Injury	Moderate Injury	Minor Injury	Property Damage Only	Total
Medical Care	\$4,363,151	\$19,415,394	\$6,173,908	\$3,513,352	\$141,732	\$33,607,537
Work Loss	\$229,125,933	\$31,325,850	\$10,499,632	\$5,754,850	\$212,344	\$276,918,609
Public Services	\$210,370	\$135,876	\$121,680	\$99,665	\$5,334	\$572,925
Adjudication	\$25,018,397	\$6,807,066	\$2,238,912	\$1,243,562	\$47,498	\$35,355,435
Insurance Administration	\$9,378,642	\$7,818,096	\$3,051,464	\$1,754,747	\$66,294	\$22,069,243
Congestion & Environmental	\$1,415,076	\$553,152	\$889,616	\$808,894	\$45,212	\$3,711,950
Subtotal (Monetary Cost)	\$269,511,569	\$66,055,434	\$22,975,212	\$13,175,070	\$518,414	\$372,235,699
Quality of Life	\$1,609,218,174	\$361,591,764	\$143,733,148	\$86,877,016	\$3,527,298	\$2,204,947,400
<b>Total (Comprehensive Cost)</b>	<b>\$1,878,729,743</b>	<b>\$427,647,198</b>	<b>\$166,708,360</b>	<b>\$100,052,086</b>	<b>\$4,045,712</b>	<b>\$2,577,183,099</b>

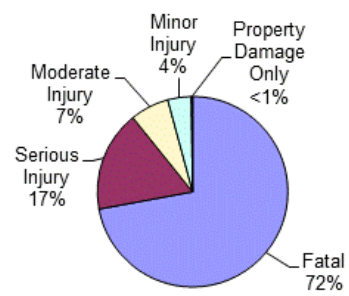
	Fatal	Serious Injury	Moderate Injury	Minor Injury	Property Damage Only	Total
Medical Care	\$50,880	\$1,122,212	\$302,763	\$216,360	\$46,000	\$1,738,215
Work Loss	\$3,921,153	\$1,931,440	\$565,880	\$389,340	\$101,250	\$6,909,063
Public Services	\$3,270	\$9,324	\$7,224	\$7,200	\$12,000	\$39,018
Adjudication	\$388,887	\$408,912	\$116,358	\$80,760	\$16,000	\$1,010,917
Insurance Administration	\$102,861	\$349,132	\$166,281	\$136,620	\$95,500	\$850,394
Congestion & Environmental	\$21,996	\$50,540	\$76,282	\$106,560	\$446,250	\$701,628
Subtotal (Monetary Cost)	\$4,489,047	\$3,871,560	\$1,234,788	\$936,840	\$717,000	\$11,249,235
Quality of Life	\$26,647,878	\$21,981,176	\$6,725,845	\$4,686,300	\$903,500	\$60,944,699
<b>Total (Comprehensive Cost)</b>	<b>\$31,136,925</b>	<b>\$25,852,736</b>	<b>\$7,960,633</b>	<b>\$5,623,140</b>	<b>\$1,620,500</b>	<b>\$72,193,934</b>

	Fatal	Serious Injury	Moderate Injury	Minor Injury	Property Damage Only	Total
Medical Care	\$4,414,031	\$20,537,606	\$6,476,671	\$3,729,712	\$187,732	\$35,345,752
Work Loss	\$233,047,086	\$33,257,290	\$11,065,512	\$6,144,190	\$313,594	\$283,827,672
Public Services	\$213,640	\$145,200	\$128,904	\$106,865	\$17,334	\$611,943
Adjudication	\$25,407,284	\$7,215,978	\$2,355,270	\$1,324,322	\$63,498	\$36,366,352
Insurance Administration	\$9,481,503	\$8,167,228	\$3,217,745	\$1,891,367	\$161,794	\$22,919,637
Congestion & Environmental	\$1,437,072	\$603,692	\$965,898	\$915,454	\$491,462	\$4,413,578
Subtotal (Monetary Cost)	\$274,000,616	\$69,926,994	\$24,210,000	\$14,111,910	\$1,235,414	\$383,484,934
Quality of Life	\$1,635,866,052	\$383,572,940	\$150,458,993	\$91,563,316	\$4,430,798	\$2,265,892,099
<b>Total (Comprehensive Cost)</b>	<b>\$1,909,866,668</b>	<b>\$453,499,934</b>	<b>\$174,668,993</b>	<b>\$105,675,226</b>	<b>\$5,666,212</b>	<b>\$2,649,377,033</b>

Crash Casualties



Crash Costs



# Alcona County Traffic Crashes and Crime

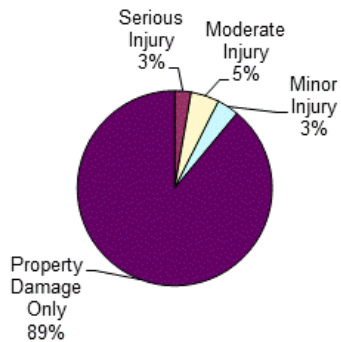
Crash Casualty Severity	Crash Casualties	Crash Costs
Fatal	0	\$0
Serious Injury	15	\$14,036,160
Moderate Injury	26	\$5,055,258
Minor Injury	20	\$2,013,800
Property Damage Only	491	\$4,393,959
<b>Total</b>	<b>552</b>	<b>\$25,499,177</b>
Average cost of crash casualty		\$46,194

Index Crime Category	Number of Crimes	Crime Costs
Murder	0	\$0
Rape	3	\$1,696,509
Aggravated Assault	10	\$465,480
Robbery	1	\$46,482
Larceny	50	\$214,050
Burglary	10	\$42,610
Motor Vehicle Theft	7	\$72,107
<b>Total</b>	<b>81</b>	<b>\$2,537,238</b>
Average cost of index crime		\$31,324

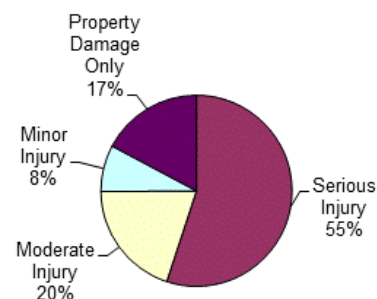
Costs of Crashes in Alcona County (2021 dollars)						
	Fatal	Serious Injury	Moderate Injury	Minor Injury	Property Damage Only	Total
Medical Care	\$0	\$601,185	\$183,066	\$72,120	\$90,344	\$946,715
Work Loss	\$0	\$1,034,700	\$342,160	\$129,780	\$198,855	\$1,705,495
Public Services	\$0	\$4,995	\$4,368	\$2,400	\$23,568	\$35,331
Adjudication & Sanctioning	\$0	\$219,060	\$70,356	\$26,920	\$31,424	\$347,760
Insurance Administration	\$0	\$187,035	\$100,542	\$45,540	\$187,562	\$520,679
Congestion & Environmental	\$0	\$27,075	\$46,124	\$35,520	\$876,435	\$985,154
Property Damage & Loss	\$0	\$186,480	\$241,852	\$139,420	\$1,211,297	\$1,779,049
Subtotal (Monetary Cost)	\$0	\$2,260,530	\$988,468	\$451,700	\$2,619,485	\$6,320,183
Quality of Life	\$0	\$11,775,630	\$4,066,790	\$1,562,100	\$1,774,474	\$19,178,994
<b>Total (Comprehensive Cost)</b>	<b>\$0</b>	<b>\$14,036,160</b>	<b>\$5,055,258</b>	<b>\$2,013,800</b>	<b>\$4,393,959</b>	<b>\$25,499,177</b>

Costs of Index Crimes in Alcona County (2021 dollars)								
	Murder	Rape	Aggravated Assault	Robbery	Larceny	Burglary	Motor Vehicle Theft	Total
Medical Care	\$0	\$10,122	\$21,150	\$1,983	\$0	\$0	\$0	\$33,255
Mental Health	\$0	\$19,755	\$4,080	\$199	\$0	\$0	\$0	\$24,034
Work Loss	\$0	\$21,381	\$22,760	\$4,606	\$1,550	\$390	\$819	\$51,506
Public Services	\$0	\$2,283	\$24,390	\$792	\$26,350	\$3,620	\$3,185	\$60,620
Adjudication & Sanctioning	\$0	\$135,714	\$59,950	\$14,497	\$129,750	\$7,710	\$13,930	\$361,551
Property Damage & Loss	\$0	\$567	\$840	\$1,377	\$56,400	\$30,890	\$54,173	\$144,247
Subtotal (Monetary Cost)	\$0	\$189,822	\$133,170	\$23,454	\$214,050	\$42,610	\$72,107	\$675,213
Quality of Life	\$0	\$1,506,687	\$332,310	\$23,028	\$0	\$0	\$0	\$1,862,025
<b>Total (Comprehensive Costs)</b>	<b>\$0</b>	<b>\$1,696,509</b>	<b>\$465,480</b>	<b>\$46,482</b>	<b>\$214,050</b>	<b>\$42,610</b>	<b>\$72,107</b>	<b>\$2,537,238</b>

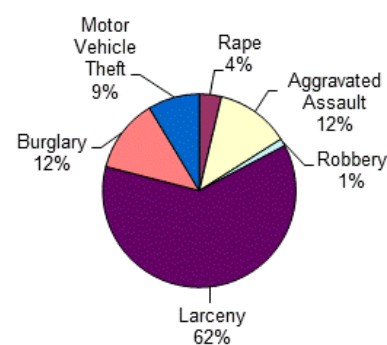
Crash Casualties



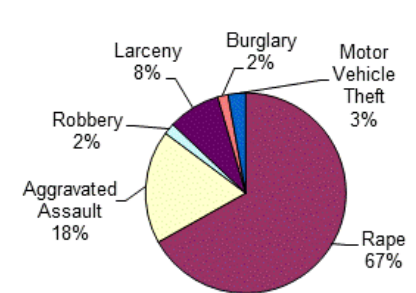
Crash Costs



Index Crimes



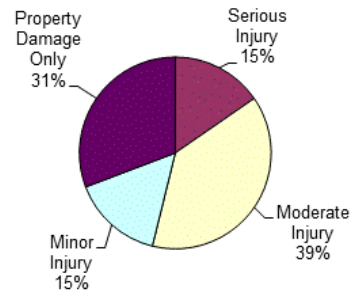
Index Crime Costs



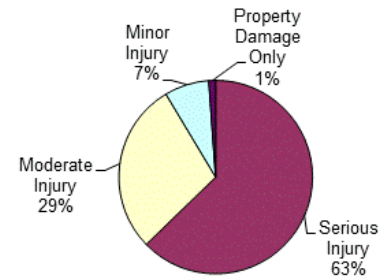
# Alcona County Alcohol-Involved Crashes

Crash Casualty Severity	Crash Casualties	Crash Costs
Fatal	0	\$0
Serious Injury	2	\$2,083,748
Moderate Injury	5	\$951,736
Minor Injury	2	\$247,326
Property Damage Only	4	\$37,896
<b>Total</b>	<b>13</b>	<b>\$3,320,706</b>
Average cost of crash casualty		\$255,439

Crash Casualties



Crash Costs

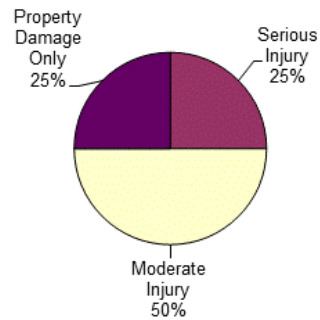


Costs of Alcohol-Involved Crashes in Alcona County (2021 dollars)						
	Fatal	Serious Injury	Moderate Injury	Minor Injury	Property Damage Only	Total
Medical Care	\$0	\$89,288	\$32,730	\$8,632	\$840	\$131,490
Work Loss	\$0	\$149,998	\$61,695	\$15,294	\$1,748	\$228,735
Public Services	\$0	\$686	\$830	\$258	\$196	\$1,970
Adjudication & Sanctioning	\$0	\$33,200	\$13,745	\$3,410	\$328	\$50,683
Insurance Administration	\$0	\$27,442	\$21,730	\$5,964	\$1,740	\$56,876
Congestion & Environmental	\$0	\$3,614	\$3,546	\$7,092	\$7,140	\$21,392
Property Damage & Loss	\$0	\$25,200	\$47,030	\$15,588	\$10,200	\$98,018
<b>Subtotal (Monetary Cost)</b>	<b>\$0</b>	<b>\$329,428</b>	<b>\$181,306</b>	<b>\$56,238</b>	<b>\$22,192</b>	<b>\$589,164</b>
Quality of Life	\$0	\$1,754,320	\$770,430	\$191,088	\$15,704	\$2,731,542
<b>Total (Comprehensive Cost)</b>	<b>\$0</b>	<b>\$2,083,748</b>	<b>\$951,736</b>	<b>\$247,326</b>	<b>\$37,896</b>	<b>\$3,320,706</b>

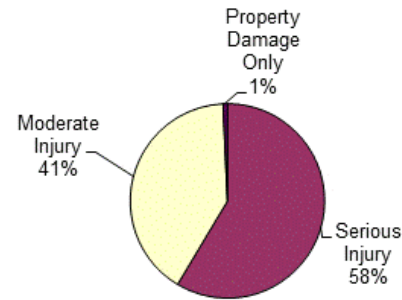
# Alcona County Drug-Involved Crashes

Crash Casualty Severity	Crash Casualties	Crash Costs
Fatal	0	\$0
Serious Injury	1	\$1,297,822
Moderate Injury	2	\$901,574
Minor Injury	0	\$0
Property Damage Only	1	\$15,877
<b>Total</b>	<b>4</b>	<b>\$2,215,273</b>
Average cost of crash casualty	\$553,818	

Crash Casualties



Crash Costs



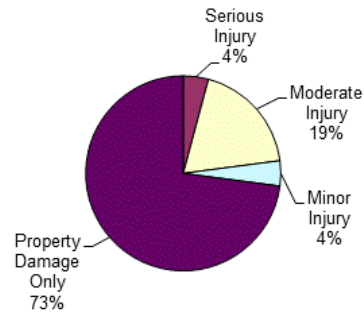
Costs of Drug-Involved Crashes in Alcona County (2021 dollars)						
	Fatal	Serious Injury	Moderate Injury	Minor Injury	Property Damage Only	Total
Medical Care	\$0	\$54,266	\$32,952	\$0	\$417	\$87,635
Work Loss	\$0	\$92,459	\$63,012	\$0	\$862	\$156,333
Public Services	\$0	\$388	\$450	\$0	\$53	\$891
Adjudication & Sanctioning	\$0	\$20,229	\$13,496	\$0	\$176	\$33,901
Insurance Administration	\$0	\$16,942	\$15,548	\$0	\$563	\$33,053
Congestion & Environmental	\$0	\$1,816	\$3,568	\$0	\$1,785	\$7,169
Property Damage & Loss	\$0	\$13,608	\$21,250	\$0	\$2,717	\$37,575
<b>Subtotal (Monetary Cost)</b>	<b>\$0</b>	<b>\$199,708</b>	<b>\$150,276</b>	<b>\$0</b>	<b>\$6,573</b>	<b>\$356,557</b>
Quality of Life	\$0	\$1,098,114	\$751,298	\$0	\$9,304	\$1,858,716
<b>Total (Comprehensive Cost)</b>	<b>\$0</b>	<b>\$1,297,822</b>	<b>\$901,574</b>	<b>\$0</b>	<b>\$15,877</b>	<b>\$2,215,273</b>



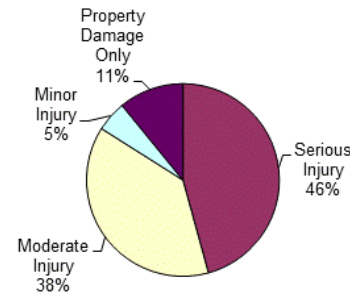
# Alcona County Young Driver Crashes (<21)

Crash Casualty Severity	Crash Casualties	Crash Costs
Fatal	0	\$0
Serious Injury	2	\$1,502,454
Moderate Injury	9	\$1,256,229
Minor Injury	2	\$168,748
Property Damage Only	35	\$357,665
<b>Total</b>	<b>48</b>	<b>\$3,285,096</b>
Average cost of crash casualty		\$68,440

Crash Casualties



Crash Costs

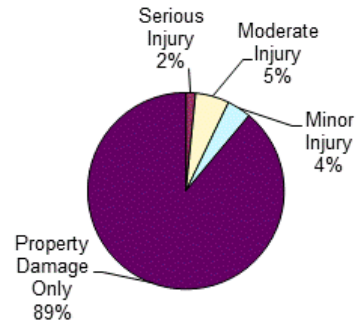


Costs of Young Driver Crashes in Alcona County (2021 dollars)						
	Fatal	Serious Injury	Moderate Injury	Minor Injury	Property Damage Only	Total
Medical Care	\$0	\$63,392	\$43,272	\$6,266	\$8,190	\$121,120
Work Loss	\$0	\$108,014	\$83,106	\$11,062	\$16,590	\$218,772
Public Services	\$0	\$592	\$1,431	\$242	\$1,785	\$4,050
Adjudication	\$0	\$22,958	\$16,947	\$2,312	\$2,800	\$45,017
Insurance Administration	\$0	\$20,616	\$28,638	\$4,182	\$15,015	\$68,451
Congestion & Environmental	\$0	\$3,598	\$15,957	\$3,546	\$62,475	\$85,576
Property Damage & Loss	\$0	\$23,342	\$81,693	\$14,492	\$93,310	\$212,837
<b>Subtotal (Monetary Cost)</b>	<b>\$0</b>	<b>\$242,512</b>	<b>\$271,044</b>	<b>\$42,102</b>	<b>\$200,165</b>	<b>\$755,823</b>
Quality of Life	\$0	\$1,259,942	\$985,185	\$126,646	\$157,500	\$2,529,273
<b>Total (Comprehensive Cost)</b>	<b>\$0</b>	<b>\$1,502,454</b>	<b>\$1,256,229</b>	<b>\$168,748</b>	<b>\$357,665</b>	<b>\$3,285,096</b>

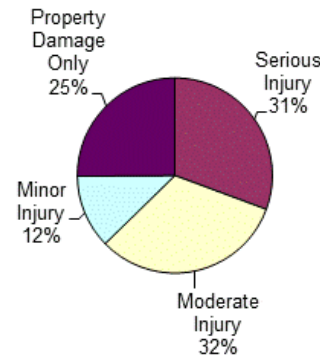
# Alcona County Older Driver Crashes (65+)

Crash Casualty Severity	Crash Casualties	Crash Costs
Fatal	0	\$0
Serious Injury	2	\$1,962,436
Moderate Injury	7	\$2,053,268
Minor Injury	5	\$779,785
Property Damage Only	112	\$1,608,880
<b>Total</b>	<b>126</b>	<b>\$6,404,369</b>
Average cost of crash casualty		\$50,828

Crash Casualties



Crash Costs

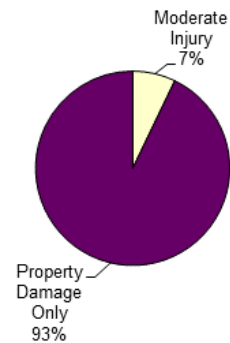


Costs of Older Driver Crashes in Alcona County (2021 dollars)						
	Fatal	Serious Injury	Moderate Injury	Minor Injury	Property Damage Only	Total
Medical Care	\$0	\$82,140	\$74,172	\$28,055	\$43,792	\$228,159
Work Loss	\$0	\$142,218	\$141,232	\$52,290	\$82,320	\$418,060
Public Services	\$0	\$678	\$1,330	\$695	\$6,048	\$8,751
Adjudication	\$0	\$30,032	\$28,840	\$10,735	\$15,232	\$84,839
Insurance Administration	\$0	\$26,560	\$36,435	\$15,520	\$57,568	\$136,083
Congestion & Environmental	\$0	\$3,610	\$12,460	\$8,885	\$199,808	\$224,763
Property Damage & Loss	\$0	\$26,030	\$67,501	\$38,220	\$321,664	\$453,415
<b>Subtotal (Monetary Cost)</b>	<b>\$0</b>	<b>\$311,268</b>	<b>\$361,970</b>	<b>\$154,400</b>	<b>\$726,432</b>	<b>\$1,554,070</b>
Quality of Life	\$0	\$1,651,168	\$1,691,298	\$625,385	\$882,448	\$4,850,299
<b>Total (Comprehensive Cost)</b>	<b>\$0</b>	<b>\$1,962,436</b>	<b>\$2,053,268</b>	<b>\$779,785</b>	<b>\$1,608,880</b>	<b>\$6,404,369</b>

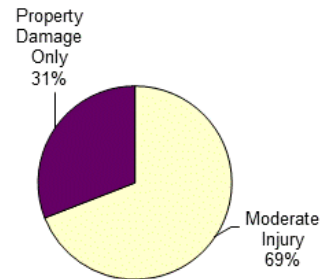
# Alcona County Medium/Large Truck Crashes

Crash Casualty Severity	Crash Casualties	Crash Costs
Fatal	0	\$0
Serious Injury	0	\$0
Moderate Injury	1	\$339,744
Minor Injury	0	\$0
Property Damage Only	13	\$152,035
<b>Total</b>	<b>14</b>	<b>\$491,779</b>
Average cost of crash casualty		\$35,127

Crash Casualties



Crash Costs



Costs of Medium/Large Truck Crashes in Alcona County (2021 dollars)						
	Fatal	Serious Injury	Moderate Injury	Minor Injury	Property Damage Only	Total
Medical Care	\$0	\$0	\$17,265	\$0	\$4,719	\$21,984
Work Loss	\$0	\$0	\$53,378	\$0	\$37,869	\$91,247
Public Services	\$0	\$0	\$175	\$0	\$611	\$786
Adjudication	\$0	\$0	\$2,834	\$0	\$2,067	\$4,901
Insurance Administration	\$0	\$0	\$3,650	\$0	\$7,124	\$10,774
Congestion & Environmental	\$0	\$0	\$1,835	\$0	\$24,011	\$25,846
Property Damage & Loss	\$0	\$0	\$8,213	\$0	\$37,440	\$45,653
<b>Subtotal (Monetary Cost)</b>	<b>\$0</b>	<b>\$0</b>	<b>\$87,350</b>	<b>\$0</b>	<b>\$113,841</b>	<b>\$201,191</b>
Quality of Life	\$0	\$0	\$252,394	\$0	\$38,194	\$290,588
<b>Total (Comprehensive Cost)</b>	<b>\$0</b>	<b>\$0</b>	<b>\$339,744</b>	<b>\$0</b>	<b>\$152,035</b>	<b>\$491,779</b>

# Alcona County Motorcycle Crashes

Injury Severity	Motorcyclist Crash Victims	Motorcyclist Victim Costs
Fatal	0	\$0
Serious Injury	2	\$1,942,942
Moderate Injury	1	\$266,304
Minor Injury	2	\$467,238
Property Damage Only	0	\$0
<b>Total</b>	<b>5</b>	<b>\$2,676,484</b>
Average cost of crash casualty		\$535,297

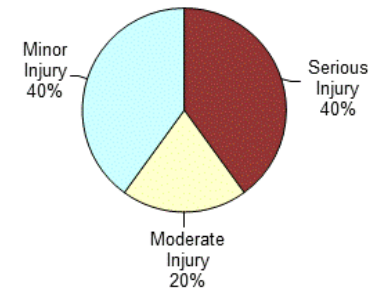
Injury Severity	Non-motorcyclist Crash Victims	Non-motorcyclist Victim Costs
Fatal	0	\$0
Serious Injury	0	\$0
Moderate Injury	0	\$0
Minor Injury	0	\$0
Property Damage Only	0	\$0
<b>Total</b>	<b>0</b>	<b>\$0</b>
Average cost of crash casualty		\$0

Motorcyclist Victim Costs in Motorcycle Crashes in Alcona County (2021 dollars)						
	Fatal	Serious Injury	Moderate Injury	Minor Injury	Property Damage Only	Total
Medical Care	\$0	\$80,964	\$9,489	\$16,620	\$0	\$107,073
Work Loss	\$0	\$146,558	\$19,182	\$33,602	\$0	\$199,342
Public Services	\$0	\$678	\$193	\$370	\$0	\$1,241
Adjudication	\$0	\$30,532	\$3,855	\$6,756	\$0	\$41,143
Insurance Administration	\$0	\$25,774	\$4,893	\$8,866	\$0	\$39,533
Congestion & Environmental	\$0	\$2,736	\$1,328	\$2,656	\$0	\$6,720
Property Damage & Loss	\$0	\$23,896	\$9,528	\$18,536	\$0	\$51,960
Subtotal (Monetary Cost)	\$0	\$311,138	\$48,468	\$87,406	\$0	\$447,012
Quality of Life	\$0	\$1,631,804	\$217,836	\$379,832	\$0	\$2,229,472
<b>Total (Comprehensive Cost)</b>	<b>\$0</b>	<b>\$1,942,942</b>	<b>\$266,304</b>	<b>\$467,238</b>	<b>\$0</b>	<b>\$2,676,484</b>

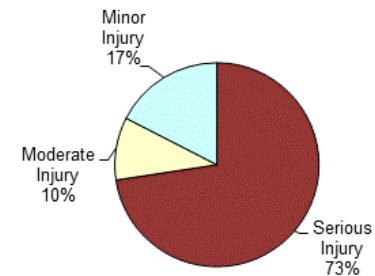
Non-motorcyclist Victim Costs in Motorcycle Crashes in Alcona County (2021 dollars)						
	Fatal	Serious Injury	Moderate Injury	Minor Injury	Property Damage Only	Total
Medical Care	\$0	\$0	\$0	\$0	\$0	\$0
Work Loss	\$0	\$0	\$0	\$0	\$0	\$0
Public Services	\$0	\$0	\$0	\$0	\$0	\$0
Adjudication	\$0	\$0	\$0	\$0	\$0	\$0
Insurance Administration	\$0	\$0	\$0	\$0	\$0	\$0
Congestion & Environmental	\$0	\$0	\$0	\$0	\$0	\$0
Property Damage & Loss	\$0	\$0	\$0	\$0	\$0	\$0
Subtotal (Monetary Cost)	\$0	\$0	\$0	\$0	\$0	\$0
Quality of Life	\$0	\$0	\$0	\$0	\$0	\$0
<b>Total (Comprehensive Cost)</b>	<b>\$0</b>	<b>\$0</b>	<b>\$0</b>	<b>\$0</b>	<b>\$0</b>	<b>\$0</b>

Costs of Motorcycle Crashes in Alcona County (2021 dollars)						
	Fatal	Serious Injury	Moderate Injury	Minor Injury	Property Damage Only	Total
Medical Care	\$0	\$80,964	\$9,489	\$16,620	\$0	\$107,073
Work Loss	\$0	\$146,558	\$19,182	\$33,602	\$0	\$199,342
Public Services	\$0	\$678	\$193	\$370	\$0	\$1,241
Adjudication	\$0	\$30,532	\$3,855	\$6,756	\$0	\$41,143
Insurance Administration	\$0	\$25,774	\$4,893	\$8,866	\$0	\$39,533
Congestion & Environmental	\$0	\$2,736	\$1,328	\$2,656	\$0	\$6,720
Property Damage & Loss	\$0	\$23,896	\$9,528	\$18,536	\$0	\$51,960
Subtotal (Monetary Cost)	\$0	\$311,138	\$48,468	\$87,406	\$0	\$447,012
Quality of Life	\$0	\$1,631,804	\$217,836	\$379,832	\$0	\$2,229,472
<b>Total (Comprehensive Cost)</b>	<b>\$0</b>	<b>\$1,942,942</b>	<b>\$266,304</b>	<b>\$467,238</b>	<b>\$0</b>	<b>\$2,676,484</b>

Crash Casualties



Crash Costs



# Alcona County Bicycle Crashes

Injury Severity	Bicyclist Crash Victims	Bicyclist Victim Costs
Fatal	0	\$0
Serious Injury	0	\$0
Moderate Injury	0	\$0
Minor Injury	0	\$0
Property Damage Only	0	\$0
Total	0	\$0
Average cost of crash casualty	\$0	

Injury Severity	Non-bicyclist Crash Victims	Non-bicyclist Victim Costs
Fatal	0	\$0
Serious Injury	0	\$0
Moderate Injury	0	\$0
Minor Injury	0	\$0
Property Damage Only	0	\$0
Total	0	\$0
Average cost of crash casualty	\$0	

Crash Casualties

**No Bicycle Crashes**

Crash Costs

**Bicycle Crash Costs =  
\$0**

Bicyclist Victim Costs in Bicycle Crashes in Alcona County (2021 dollars)						
	Fatal	Serious Injury	Moderate Injury	Minor Injury	Property Damage Only	Total
Medical Care	\$0	\$0	\$0	\$0	\$0	\$0
Work Loss	\$0	\$0	\$0	\$0	\$0	\$0
Public Services	\$0	\$0	\$0	\$0	\$0	\$0
Adjudication	\$0	\$0	\$0	\$0	\$0	\$0
Insurance Administration	\$0	\$0	\$0	\$0	\$0	\$0
Congestion & Environmental	\$0	\$0	\$0	\$0	\$0	\$0
Property Damage & Loss	\$0	\$0	\$0	\$0	\$0	\$0
Subtotal (Monetary Cost)	\$0	\$0	\$0	\$0	\$0	\$0
Quality of Life	\$0	\$0	\$0	\$0	\$0	\$0
<b>Total (Comprehensive Cost)</b>	<b>\$0</b>	<b>\$0</b>	<b>\$0</b>	<b>\$0</b>	<b>\$0</b>	<b>\$0</b>

Non-bicyclist Victim Costs in Bicycle Crashes in Alcona County (2021 dollars)						
	Fatal	Serious Injury	Moderate Injury	Minor Injury	Property Damage Only	Total
Medical Care	\$0	\$0	\$0	\$0	\$0	\$0
Work Loss	\$0	\$0	\$0	\$0	\$0	\$0
Public Services	\$0	\$0	\$0	\$0	\$0	\$0
Adjudication	\$0	\$0	\$0	\$0	\$0	\$0
Insurance Administration	\$0	\$0	\$0	\$0	\$0	\$0
Congestion & Environmental	\$0	\$0	\$0	\$0	\$0	\$0
Property Damage & Loss	\$0	\$0	\$0	\$0	\$0	\$0
Subtotal (Monetary Cost)	\$0	\$0	\$0	\$0	\$0	\$0
Quality of Life	\$0	\$0	\$0	\$0	\$0	\$0
<b>Total (Comprehensive Cost)</b>	<b>\$0</b>	<b>\$0</b>	<b>\$0</b>	<b>\$0</b>	<b>\$0</b>	<b>\$0</b>

Costs of Bicycle Crashes in Alcona County (2021 dollars)						
	Fatal	Serious Injury	Moderate Injury	Minor Injury	Property Damage Only	Total
Medical Care	\$0	\$0	\$0	\$0	\$0	\$0
Work Loss	\$0	\$0	\$0	\$0	\$0	\$0
Public Services	\$0	\$0	\$0	\$0	\$0	\$0
Adjudication	\$0	\$0	\$0	\$0	\$0	\$0
Insurance Administration	\$0	\$0	\$0	\$0	\$0	\$0
Congestion & Environmental	\$0	\$0	\$0	\$0	\$0	\$0
Property Damage & Loss	\$0	\$0	\$0	\$0	\$0	\$0
Subtotal (Monetary Cost)	\$0	\$0	\$0	\$0	\$0	\$0
Quality of Life	\$0	\$0	\$0	\$0	\$0	\$0
<b>Total (Comprehensive Cost)</b>	<b>\$0</b>	<b>\$0</b>	<b>\$0</b>	<b>\$0</b>	<b>\$0</b>	<b>\$0</b>

# Alcona County Pedestrian Crashes

Injury Severity	Pedestrian Crash Victims	Pedestrian Victim Costs
Fatal	0	\$0
Serious Injury	0	\$0
Moderate Injury	0	\$0
Minor Injury	0	\$0
Property Damage Only	1	\$15,928
<b>Total</b>	<b>1</b>	<b>\$15,928</b>
Average cost of crash casualty	\$15,928	

Injury Severity	Non-pedestrian Crash Victims	Non-pedestrian Victim Costs
Fatal	0	\$0
Serious Injury	0	\$0
Moderate Injury	0	\$0
Minor Injury	0	\$0
Property Damage Only	2	\$12,964
<b>Total</b>	<b>2</b>	<b>\$12,964</b>
Average cost of crash casualty	\$6,482	

Pedestrian Victim Costs in Pedestrian Crashes in Alcona County (2021 dollars)						
	Fatal	Serious Injury	Moderate Injury	Minor Injury	Property Damage Only	Total
Medical Care	\$0	\$0	\$0	\$0	\$558	\$558
Work Loss	\$0	\$0	\$0	\$0	\$836	\$836
Public Services	\$0	\$0	\$0	\$0	\$21	\$21
Adjudication	\$0	\$0	\$0	\$0	\$187	\$187
Insurance Administration	\$0	\$0	\$0	\$0	\$261	\$261
Congestion & Environmental	\$0	\$0	\$0	\$0	\$178	\$178
Subtotal (Monetary Cost)	\$0	\$0	\$0	\$0	\$2,041	\$2,041
Quality of Life	\$0	\$0	\$0	\$0	\$13,887	\$13,887
<b>Total (Comprehensive Cost)</b>	<b>\$0</b>	<b>\$0</b>	<b>\$0</b>	<b>\$0</b>	<b>\$15,928</b>	<b>\$15,928</b>

Non-pedestrian Victim in Pedestrian Crashes in Alcona County (2021 dollars)						
	Fatal	Serious Injury	Moderate Injury	Minor Injury	Property Damage Only	Total
Medical Care	\$0	\$0	\$0	\$0	\$368	\$368
Work Loss	\$0	\$0	\$0	\$0	\$810	\$810
Public Services	\$0	\$0	\$0	\$0	\$96	\$96
Adjudication	\$0	\$0	\$0	\$0	\$128	\$128
Insurance Administration	\$0	\$0	\$0	\$0	\$764	\$764
Congestion & Environmental	\$0	\$0	\$0	\$0	\$3,570	\$3,570
Subtotal (Monetary Cost)	\$0	\$0	\$0	\$0	\$5,736	\$5,736
Quality of Life	\$0	\$0	\$0	\$0	\$7,228	\$7,228
<b>Total (Comprehensive Cost)</b>	<b>\$0</b>	<b>\$0</b>	<b>\$0</b>	<b>\$0</b>	<b>\$12,964</b>	<b>\$12,964</b>

Costs of Pedestrian Crashes in Alcona County (2021 dollars)						
	Fatal	Serious Injury	Moderate Injury	Minor Injury	Property Damage Only	Total
Medical Care	\$0	\$0	\$0	\$0	\$926	\$926
Work Loss	\$0	\$0	\$0	\$0	\$1,646	\$1,646
Public Services	\$0	\$0	\$0	\$0	\$117	\$117
Adjudication	\$0	\$0	\$0	\$0	\$315	\$315
Insurance Administration	\$0	\$0	\$0	\$0	\$1,025	\$1,025
Congestion & Environmental	\$0	\$0	\$0	\$0	\$3,748	\$3,748
Subtotal (Monetary Cost)	\$0	\$0	\$0	\$0	\$7,777	\$7,777
Quality of Life	\$0	\$0	\$0	\$0	\$21,115	\$21,115
<b>Total (Comprehensive Cost)</b>	<b>\$0</b>	<b>\$0</b>	<b>\$0</b>	<b>\$0</b>	<b>\$28,892</b>	<b>\$28,892</b>

Crash Casualties



Property Damage Only  
100%

Crash Costs



Property Damage Only  
100%

# Alger County Traffic Crashes and Crime

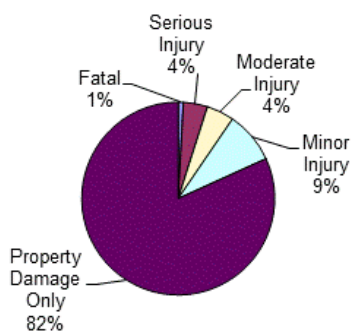
Crash Casualty Severity	Crash Casualties	Crash Costs
Fatal	3	\$31,183,749
Serious Injury	14	\$13,100,416
Moderate Injury	16	\$3,110,928
Minor Injury	30	\$3,020,700
Property Damage Only	283	\$2,532,567
<b>Total</b>	<b>346</b>	<b>\$52,948,360</b>
Average cost of crash casualty		\$153,030

Index Crime Category	Number of Crimes	Crime Costs
Murder	0	\$0
Rape	6	\$3,393,018
Aggravated Assault	14	\$651,672
Robbery	0	\$0
Larceny	26	\$111,306
Burglary	6	\$25,566
Motor Vehicle Theft	6	\$61,806
<b>Total</b>	<b>58</b>	<b>\$4,243,368</b>
Average cost of index crime		\$73,162

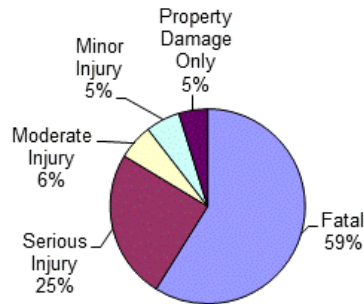
Costs of Crashes in Alger County (2021 dollars)						
	Fatal	Serious Injury	Moderate Injury	Minor Injury	Property Damage Only	Total
Medical Care	\$50,880	\$561,106	\$112,656	\$108,180	\$52,072	\$884,894
Work Loss	\$3,921,153	\$965,720	\$210,560	\$194,670	\$114,615	\$5,406,718
Public Services	\$3,270	\$4,662	\$2,688	\$3,600	\$13,584	\$27,804
Adjudication & Sanctioning	\$388,887	\$204,456	\$43,296	\$40,380	\$18,112	\$695,131
Insurance Administration	\$102,861	\$174,566	\$61,872	\$68,310	\$108,106	\$515,715
Congestion & Environmental	\$21,996	\$25,270	\$28,384	\$53,280	\$505,155	\$634,085
Property Damage & Loss	\$46,824	\$174,048	\$148,832	\$209,130	\$698,161	\$1,276,995
<b>Subtotal (Monetary Cost)</b>	<b>\$4,535,871</b>	<b>\$2,109,828</b>	<b>\$608,288</b>	<b>\$677,550</b>	<b>\$1,509,805</b>	<b>\$9,441,342</b>
Quality of Life	\$26,647,878	\$10,990,588	\$2,502,640	\$2,343,150	\$1,022,762	\$43,507,018
<b>Total (Comprehensive Cost)</b>	<b>\$31,183,749</b>	<b>\$13,100,416</b>	<b>\$3,110,928</b>	<b>\$3,020,700</b>	<b>\$2,532,567</b>	<b>\$52,948,360</b>

Costs of Index Crimes in Alger County (2021 dollars)								
	Murder	Rape	Aggravated Assault	Robbery	Larceny	Burglary	Motor Vehicle Theft	Total
Medical Care	\$0	\$20,244	\$29,610	\$0	\$0	\$0	\$0	\$49,854
Mental Health	\$0	\$39,510	\$5,712	\$0	\$0	\$0	\$0	\$45,222
Work Loss	\$0	\$42,762	\$31,864	\$0	\$806	\$234	\$702	\$76,368
Public Services	\$0	\$4,566	\$34,146	\$0	\$13,702	\$2,172	\$2,730	\$57,316
Adjudication & Sanctioning	\$0	\$271,428	\$83,930	\$0	\$67,470	\$4,626	\$11,940	\$439,394
Property Damage & Loss	\$0	\$1,134	\$1,176	\$0	\$29,328	\$18,534	\$46,434	\$96,606
<b>Subtotal (Monetary Cost)</b>	<b>\$0</b>	<b>\$379,644</b>	<b>\$186,438</b>	<b>\$0</b>	<b>\$111,306</b>	<b>\$25,566</b>	<b>\$61,806</b>	<b>\$764,760</b>
Quality of Life	\$0	\$3,013,374	\$465,234	\$0	\$0	\$0	\$0	\$3,478,608
<b>Total (Comprehensive Costs)</b>	<b>\$0</b>	<b>\$3,393,018</b>	<b>\$651,672</b>	<b>\$0</b>	<b>\$111,306</b>	<b>\$25,566</b>	<b>\$61,806</b>	<b>\$4,243,368</b>

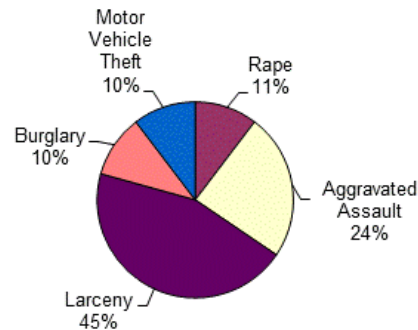
Crash Casualties



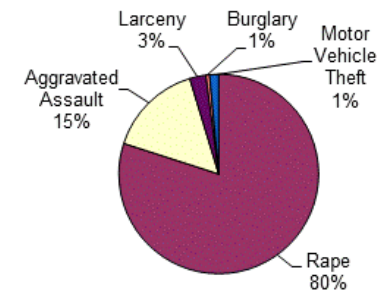
Crash Costs



Index Crimes



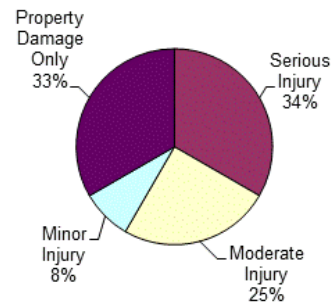
Index Crime Costs



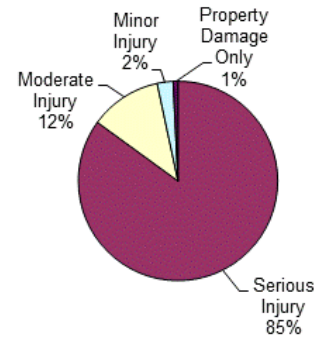
# Alger County Alcohol-Involved Crashes

Crash Casualty Severity	Crash Casualties	Crash Costs
Fatal	0	\$0
Serious Injury	4	\$4,167,496
Moderate Injury	3	\$570,687
Minor Injury	1	\$127,209
Property Damage Only	4	\$37,896
<b>Total</b>	<b>12</b>	<b>\$4,903,288</b>
Average cost of crash casualty		\$408,607

Crash Casualties



Crash Costs



Costs of Alcohol-Involved Crashes in Alger County (2021 dollars)						
	Fatal	Serious Injury	Moderate Injury	Minor Injury	Property Damage Only	Total
Medical Care	\$0	\$178,576	\$19,638	\$4,316	\$840	\$203,370
Work Loss	\$0	\$299,996	\$37,017	\$7,647	\$1,748	\$346,408
Public Services	\$0	\$1,372	\$498	\$129	\$196	\$2,195
Adjudication & Sanctioning	\$0	\$66,400	\$8,247	\$1,705	\$328	\$76,680
Insurance Administration	\$0	\$54,884	\$13,038	\$2,982	\$1,740	\$72,644
Congestion & Environmental	\$0	\$7,228	\$1,773	\$7,092	\$7,140	\$23,233
Property Damage & Loss	\$0	\$50,400	\$28,218	\$7,794	\$10,200	\$96,612
<b>Subtotal (Monetary Cost)</b>	<b>\$0</b>	<b>\$658,856</b>	<b>\$108,429</b>	<b>\$31,665</b>	<b>\$22,192</b>	<b>\$821,142</b>
Quality of Life	\$0	\$3,508,640	\$462,258	\$95,544	\$15,704	\$4,082,146
<b>Total (Comprehensive Cost)</b>	<b>\$0</b>	<b>\$4,167,496</b>	<b>\$570,687</b>	<b>\$127,209</b>	<b>\$37,896</b>	<b>\$4,903,288</b>



# Alger County Drug-Involved Crashes

Crash Casualty Severity	Crash Casualties	Crash Costs
Fatal	0	\$0
Serious Injury	0	\$0
Moderate Injury	0	\$0
Minor Injury	0	\$0
Property Damage Only	2	\$31,754
<b>Total</b>	<b>2</b>	<b>\$31,754</b>
Average cost of crash casualty	\$15,877	

Crash Casualties



Property  
Damage  
Only  
100%

Crash Costs



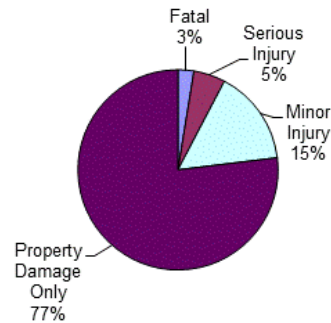
Property  
Damage  
Only  
100%

Costs of Drug-Involved Crashes in Alger County (2021 dollars)						
	Fatal	Serious Injury	Moderate Injury	Minor Injury	Property Damage Only	Total
Medical Care	\$0	\$0	\$0	\$0	\$834	\$834
Work Loss	\$0	\$0	\$0	\$0	\$1,724	\$1,724
Public Services	\$0	\$0	\$0	\$0	\$106	\$106
Adjudication & Sanctioning	\$0	\$0	\$0	\$0	\$352	\$352
Insurance Administration	\$0	\$0	\$0	\$0	\$1,126	\$1,126
Congestion & Environmental	\$0	\$0	\$0	\$0	\$3,570	\$3,570
Property Damage & Loss	\$0	\$0	\$0	\$0	\$5,434	\$5,434
Subtotal (Monetary Cost)	\$0	\$0	\$0	\$0	\$13,146	\$13,146
Quality of Life	\$0	\$0	\$0	\$0	\$18,608	\$18,608
<b>Total (Comprehensive Cost)</b>	<b>\$0</b>	<b>\$0</b>	<b>\$0</b>	<b>\$0</b>	<b>\$31,754</b>	<b>\$31,754</b>

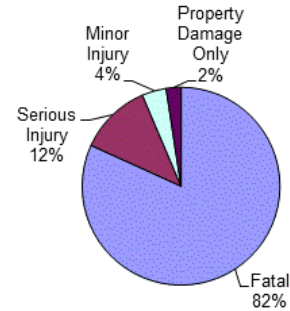
# Alger County Young Driver Crashes (<21)

Crash Casualty Severity	Crash Casualties	Crash Costs
Fatal	1	\$10,394,583
Serious Injury	2	\$1,502,454
Moderate Injury	0	\$0
Minor Injury	6	\$506,244
Property Damage Only	30	\$306,570
<b>Total</b>	<b>39</b>	<b>\$12,709,851</b>
Average cost of crash casualty		\$325,894

Crash Casualties



Crash Costs

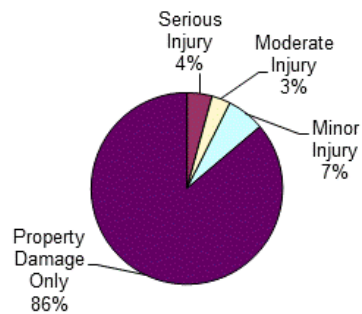


Costs of Young Driver Crashes in Alger County (2021 dollars)						
	Fatal	Serious Injury	Moderate Injury	Minor Injury	Property Damage Only	Total
Medical Care	\$16,960	\$63,392	\$0	\$18,798	\$7,020	\$106,170
Work Loss	\$1,307,051	\$108,014	\$0	\$33,186	\$14,220	\$1,462,471
Public Services	\$1,090	\$592	\$0	\$726	\$1,530	\$3,938
Adjudication	\$129,629	\$22,958	\$0	\$6,936	\$2,400	\$161,923
Insurance Administration	\$34,287	\$20,616	\$0	\$12,546	\$12,870	\$80,319
Congestion & Environmental	\$7,332	\$3,598	\$0	\$10,638	\$53,550	\$75,118
Property Damage & Loss	\$15,608	\$23,342	\$0	\$43,476	\$79,980	\$162,406
<b>Subtotal (Monetary Cost)</b>	<b>\$1,511,957</b>	<b>\$242,512</b>	<b>\$0</b>	<b>\$126,306</b>	<b>\$171,570</b>	<b>\$2,052,345</b>
Quality of Life	\$8,882,626	\$1,259,942	\$0	\$379,938	\$135,000	\$10,657,506
<b>Total (Comprehensive Cost)</b>	<b>\$10,394,583</b>	<b>\$1,502,454</b>	<b>\$0</b>	<b>\$506,244</b>	<b>\$306,570</b>	<b>\$12,709,851</b>

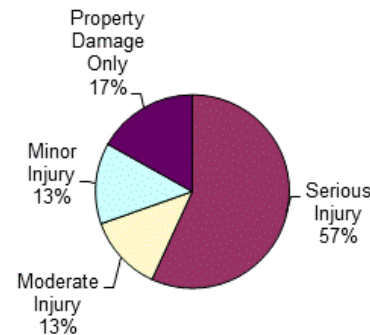
# Alger County Older Driver Crashes (65+)

Crash Casualty Severity	Crash Casualties	Crash Costs
Fatal	1	\$10,394,583
Serious Injury	4	\$3,924,872
Moderate Injury	3	\$879,972
Minor Injury	6	\$935,742
Property Damage Only	81	\$1,163,565
<b>Total</b>	<b>95</b>	<b>\$17,298,734</b>
Average cost of crash casualty	\$182,092	

Crash Casualties



Crash Costs



Costs of Older Driver Crashes in Alger County (2021 dollars)						
	Fatal	Serious Injury	Moderate Injury	Minor Injury	Property Damage Only	Total
Medical Care	\$16,960	\$164,280	\$31,788	\$33,666	\$31,671	\$278,365
Work Loss	\$1,307,051	\$284,436	\$60,528	\$62,748	\$59,535	\$1,774,298
Public Services	\$1,090	\$1,356	\$570	\$834	\$4,374	\$8,224
Adjudication	\$129,629	\$60,064	\$12,360	\$12,882	\$11,016	\$225,951
Insurance Administration	\$34,287	\$53,120	\$15,615	\$18,624	\$41,634	\$163,280
Congestion & Environmental	\$7,332	\$7,220	\$5,340	\$10,662	\$144,504	\$175,058
Property Damage & Loss	\$15,608	\$52,060	\$28,929	\$45,864	\$232,632	\$375,093
<b>Subtotal (Monetary Cost)</b>	<b>\$1,511,957</b>	<b>\$622,536</b>	<b>\$155,130</b>	<b>\$185,280</b>	<b>\$525,366</b>	<b>\$3,000,269</b>
Quality of Life	\$8,882,626	\$3,302,336	\$724,842	\$750,462	\$638,199	\$14,298,465
<b>Total (Comprehensive Cost)</b>	<b>\$10,394,583</b>	<b>\$3,924,872</b>	<b>\$879,972</b>	<b>\$935,742</b>	<b>\$1,163,565</b>	<b>\$17,298,734</b>

# Alger County Medium/Large Truck Crashes

Crash Casualty Severity	Crash Casualties	Crash Costs
Fatal	0	\$0
Serious Injury	0	\$0
Moderate Injury	0	\$0
Minor Injury	0	\$0
Property Damage Only	6	\$70,170
<b>Total</b>	<b>6</b>	<b>\$70,170</b>
Average cost of crash casualty	\$11,695	

Crash Casualties



Property  
Damage  
Only  
100%

Crash Costs



Property  
Damage  
Only  
100%

Costs of Medium/Large Truck Crashes in Alger County (2021 dollars)						
	Fatal	Serious Injury	Moderate Injury	Minor Injury	Property Damage Only	Total
Medical Care	\$0	\$0	\$0	\$0	\$2,178	\$2,178
Work Loss	\$0	\$0	\$0	\$0	\$17,478	\$17,478
Public Services	\$0	\$0	\$0	\$0	\$282	\$282
Adjudication	\$0	\$0	\$0	\$0	\$954	\$954
Insurance Administration	\$0	\$0	\$0	\$0	\$3,288	\$3,288
Congestion & Environmental	\$0	\$0	\$0	\$0	\$11,082	\$11,082
Property Damage & Loss	\$0	\$0	\$0	\$0	\$17,280	\$17,280
<b>Subtotal (Monetary Cost)</b>	<b>\$0</b>	<b>\$0</b>	<b>\$0</b>	<b>\$0</b>	<b>\$52,542</b>	<b>\$52,542</b>
Quality of Life	\$0	\$0	\$0	\$0	\$17,628	\$17,628
<b>Total (Comprehensive Cost)</b>	<b>\$0</b>	<b>\$0</b>	<b>\$0</b>	<b>\$0</b>	<b>\$70,170</b>	<b>\$70,170</b>

# Alger County Motorcycle Crashes

Injury Severity	Motorcyclist Crash Victims	Motorcyclist Victim Costs
Fatal	1	\$10,729,068
Serious Injury	3	\$2,914,413
Moderate Injury	2	\$532,608
Minor Injury	3	\$700,857
Property Damage Only	0	\$0
<b>Total</b>	<b>9</b>	<b>\$14,876,946</b>
Average cost of crash casualty	\$1,652,994	

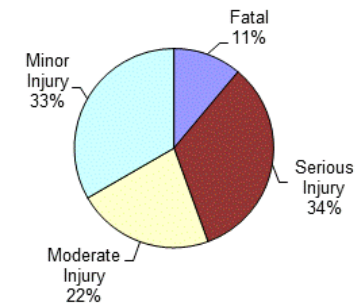
Injury Severity	Non-motorcyclist Crash Victims	Non-motorcyclist Victim Costs
Fatal	0	\$0
Serious Injury	0	\$0
Moderate Injury	0	\$0
Minor Injury	0	\$0
Property Damage Only	0	\$0
<b>Total</b>	<b>0</b>	<b>\$0</b>
Average cost of crash casualty	\$0	

Motorcyclist Victim Costs in Motorcycle Crashes in Alger County (2021 dollars)						
	Fatal	Serious Injury	Moderate Injury	Minor Injury	Property Damage Only	Total
Medical Care	\$19,680	\$121,446	\$18,978	\$24,930	\$0	\$185,034
Work Loss	\$1,477,877	\$219,837	\$38,364	\$50,403	\$0	\$1,786,481
Public Services	\$1,090	\$1,017	\$386	\$555	\$0	\$3,048
Adjudication	\$129,629	\$45,798	\$7,710	\$10,134	\$0	\$193,271
Insurance Administration	\$32,488	\$38,661	\$9,786	\$13,299	\$0	\$94,234
Congestion & Environmental	\$7,332	\$4,104	\$2,656	\$3,984	\$0	\$18,076
Property Damage & Loss	\$22,303	\$35,844	\$19,056	\$27,804	\$0	\$105,007
<b>Subtotal (Monetary Cost)</b>	<b>\$1,690,399</b>	<b>\$466,707</b>	<b>\$96,936</b>	<b>\$131,109</b>	<b>\$0</b>	<b>\$2,385,151</b>
Quality of Life	\$9,038,669	\$2,447,706	\$435,672	\$569,748	\$0	\$12,491,795
<b>Total (Comprehensive Cost)</b>	<b>\$10,729,068</b>	<b>\$2,914,413</b>	<b>\$532,608</b>	<b>\$700,857</b>	<b>\$0</b>	<b>\$14,876,946</b>

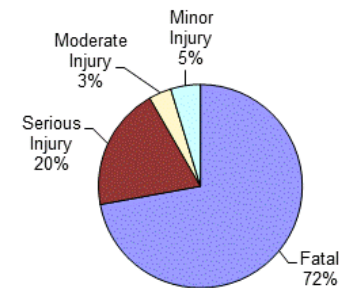
Non-motorcyclist Victim Costs in Motorcycle Crashes in Alger County (2021 dollars)						
	Fatal	Serious Injury	Moderate Injury	Minor Injury	Property Damage Only	Total
Medical Care	\$0	\$0	\$0	\$0	\$0	\$0
Work Loss	\$0	\$0	\$0	\$0	\$0	\$0
Public Services	\$0	\$0	\$0	\$0	\$0	\$0
Adjudication	\$0	\$0	\$0	\$0	\$0	\$0
Insurance Administration	\$0	\$0	\$0	\$0	\$0	\$0
Congestion & Environmental	\$0	\$0	\$0	\$0	\$0	\$0
Property Damage & Loss	\$0	\$0	\$0	\$0	\$0	\$0
<b>Subtotal (Monetary Cost)</b>	<b>\$0</b>	<b>\$0</b>	<b>\$0</b>	<b>\$0</b>	<b>\$0</b>	<b>\$0</b>
Quality of Life	\$0	\$0	\$0	\$0	\$0	\$0
<b>Total (Comprehensive Cost)</b>	<b>\$0</b>	<b>\$0</b>	<b>\$0</b>	<b>\$0</b>	<b>\$0</b>	<b>\$0</b>

Costs of Motorcycle Crashes in Alger County (2021 dollars)						
	Fatal	Serious Injury	Moderate Injury	Minor Injury	Property Damage Only	Total
Medical Care	\$19,680	\$121,446	\$18,978	\$24,930	\$0	\$185,034
Work Loss	\$1,477,877	\$219,837	\$38,364	\$50,403	\$0	\$1,786,481
Public Services	\$1,090	\$1,017	\$386	\$555	\$0	\$3,048
Adjudication	\$129,629	\$45,798	\$7,710	\$10,134	\$0	\$193,271
Insurance Administration	\$32,488	\$38,661	\$9,786	\$13,299	\$0	\$94,234
Congestion & Environmental	\$7,332	\$4,104	\$2,656	\$3,984	\$0	\$18,076
Property Damage & Loss	\$22,303	\$35,844	\$19,056	\$27,804	\$0	\$105,007
<b>Subtotal (Monetary Cost)</b>	<b>\$1,690,399</b>	<b>\$466,707</b>	<b>\$96,936</b>	<b>\$131,109</b>	<b>\$0</b>	<b>\$2,385,151</b>
Quality of Life	\$9,038,669	\$2,447,706	\$435,672	\$569,748	\$0	\$12,491,795
<b>Total (Comprehensive Cost)</b>	<b>\$10,729,068</b>	<b>\$2,914,413</b>	<b>\$532,608</b>	<b>\$700,857</b>	<b>\$0</b>	<b>\$14,876,946</b>

Crash Casualties



Crash Costs



# Alger County Bicycle Crashes

Injury Severity	Bicyclist Crash Victims	Bicyclist Victim Costs
Fatal	0	\$0
Serious Injury	0	\$0
Moderate Injury	0	\$0
Minor Injury	0	\$0
Property Damage Only	0	\$0
Total	0	\$0
Average cost of crash casualty		\$0

Injury Severity	Non-bicyclist Crash Victims	Non-bicyclist Victim Costs
Fatal	0	\$0
Serious Injury	0	\$0
Moderate Injury	0	\$0
Minor Injury	0	\$0
Property Damage Only	0	\$0
Total	0	\$0
Average cost of crash casualty		\$0

Bicyclist Victim Costs in Bicycle Crashes in Alger County (2021 dollars)						
	Fatal	Serious Injury	Moderate Injury	Minor Injury	Property Damage Only	Total
Medical Care	\$0	\$0	\$0	\$0	\$0	\$0
Work Loss	\$0	\$0	\$0	\$0	\$0	\$0
Public Services	\$0	\$0	\$0	\$0	\$0	\$0
Adjudication	\$0	\$0	\$0	\$0	\$0	\$0
Insurance Administration	\$0	\$0	\$0	\$0	\$0	\$0
Congestion & Environmental	\$0	\$0	\$0	\$0	\$0	\$0
Property Damage & Loss	\$0	\$0	\$0	\$0	\$0	\$0
Subtotal (Monetary Cost)	\$0	\$0	\$0	\$0	\$0	\$0
Quality of Life	\$0	\$0	\$0	\$0	\$0	\$0
<b>Total (Comprehensive Cost)</b>	<b>\$0</b>	<b>\$0</b>	<b>\$0</b>	<b>\$0</b>	<b>\$0</b>	<b>\$0</b>

Crash Casualties

No Bicycle Crashes

Non-bicyclist Victim Costs in Bicycle Crashes in Alger County (2021 dollars)						
	Fatal	Serious Injury	Moderate Injury	Minor Injury	Property Damage Only	Total
Medical Care	\$0	\$0	\$0	\$0	\$0	\$0
Work Loss	\$0	\$0	\$0	\$0	\$0	\$0
Public Services	\$0	\$0	\$0	\$0	\$0	\$0
Adjudication	\$0	\$0	\$0	\$0	\$0	\$0
Insurance Administration	\$0	\$0	\$0	\$0	\$0	\$0
Congestion & Environmental	\$0	\$0	\$0	\$0	\$0	\$0
Property Damage & Loss	\$0	\$0	\$0	\$0	\$0	\$0
Subtotal (Monetary Cost)	\$0	\$0	\$0	\$0	\$0	\$0
Quality of Life	\$0	\$0	\$0	\$0	\$0	\$0
<b>Total (Comprehensive Cost)</b>	<b>\$0</b>	<b>\$0</b>	<b>\$0</b>	<b>\$0</b>	<b>\$0</b>	<b>\$0</b>

Crash Costs

Costs of Bicycle Crashes in Alger County (2021 dollars)						
	Fatal	Serious Injury	Moderate Injury	Minor Injury	Property Damage Only	Total
Medical Care	\$0	\$0	\$0	\$0	\$0	\$0
Work Loss	\$0	\$0	\$0	\$0	\$0	\$0
Public Services	\$0	\$0	\$0	\$0	\$0	\$0
Adjudication	\$0	\$0	\$0	\$0	\$0	\$0
Insurance Administration	\$0	\$0	\$0	\$0	\$0	\$0
Congestion & Environmental	\$0	\$0	\$0	\$0	\$0	\$0
Property Damage & Loss	\$0	\$0	\$0	\$0	\$0	\$0
Subtotal (Monetary Cost)	\$0	\$0	\$0	\$0	\$0	\$0
Quality of Life	\$0	\$0	\$0	\$0	\$0	\$0
<b>Total (Comprehensive Cost)</b>	<b>\$0</b>	<b>\$0</b>	<b>\$0</b>	<b>\$0</b>	<b>\$0</b>	<b>\$0</b>

**Bicycle Crash Costs =  
\$0**

# Alger County Pedestrian Crashes

Injury Severity	Pedestrian Crash Victims	Pedestrian Victim Costs
Fatal	0	\$0
Serious Injury	0	\$0
Moderate Injury	0	\$0
Minor Injury	0	\$0
Property Damage Only	0	\$0
Total	0	\$0
Average cost of crash casualty		\$0

Injury Severity	Non-pedestrian Crash Victims	Non-pedestrian Victim Costs
Fatal	0	\$0
Serious Injury	0	\$0
Moderate Injury	0	\$0
Minor Injury	0	\$0
Property Damage Only	0	\$0
Total	0	\$0
Average cost of crash casualty		\$0

Crash Casualties

Pedestrian Victim Costs in Pedestrian Crashes in Alger County (2021 dollars)						
	Fatal	Serious Injury	Moderate Injury	Minor Injury	Property Damage Only	Total
Medical Care	\$0	\$0	\$0	\$0	\$0	\$0
Work Loss	\$0	\$0	\$0	\$0	\$0	\$0
Public Services	\$0	\$0	\$0	\$0	\$0	\$0
Adjudication	\$0	\$0	\$0	\$0	\$0	\$0
Insurance Administration	\$0	\$0	\$0	\$0	\$0	\$0
Congestion & Environmental	\$0	\$0	\$0	\$0	\$0	\$0
Subtotal (Monetary Cost)	\$0	\$0	\$0	\$0	\$0	\$0
Quality of Life	\$0	\$0	\$0	\$0	\$0	\$0
<b>Total (Comprehensive Cost)</b>	<b>\$0</b>	<b>\$0</b>	<b>\$0</b>	<b>\$0</b>	<b>\$0</b>	<b>\$0</b>

No Pedestrian Crashes

Non-pedestrian Victim in Pedestrian Crashes in Alger County (2021 dollars)						
	Fatal	Serious Injury	Moderate Injury	Minor Injury	Property Damage Only	Total
Medical Care	\$0	\$0	\$0	\$0	\$0	\$0
Work Loss	\$0	\$0	\$0	\$0	\$0	\$0
Public Services	\$0	\$0	\$0	\$0	\$0	\$0
Adjudication	\$0	\$0	\$0	\$0	\$0	\$0
Insurance Administration	\$0	\$0	\$0	\$0	\$0	\$0
Congestion & Environmental	\$0	\$0	\$0	\$0	\$0	\$0
Subtotal (Monetary Cost)	\$0	\$0	\$0	\$0	\$0	\$0
Quality of Life	\$0	\$0	\$0	\$0	\$0	\$0
<b>Total (Comprehensive Cost)</b>	<b>\$0</b>	<b>\$0</b>	<b>\$0</b>	<b>\$0</b>	<b>\$0</b>	<b>\$0</b>

Crash Costs

Costs of Pedestrian Crashes in Alger County (2021 dollars)						
	Fatal	Serious Injury	Moderate Injury	Minor Injury	Property Damage Only	Total
Medical Care	\$0	\$0	\$0	\$0	\$0	\$0
Work Loss	\$0	\$0	\$0	\$0	\$0	\$0
Public Services	\$0	\$0	\$0	\$0	\$0	\$0
Adjudication	\$0	\$0	\$0	\$0	\$0	\$0
Insurance Administration	\$0	\$0	\$0	\$0	\$0	\$0
Congestion & Environmental	\$0	\$0	\$0	\$0	\$0	\$0
Subtotal (Monetary Cost)	\$0	\$0	\$0	\$0	\$0	\$0
Quality of Life	\$0	\$0	\$0	\$0	\$0	\$0
<b>Total (Comprehensive Cost)</b>	<b>\$0</b>	<b>\$0</b>	<b>\$0</b>	<b>\$0</b>	<b>\$0</b>	<b>\$0</b>

**Pedestrian Crash Costs  
= \$0**

# Allegan County Traffic Crashes and Crime

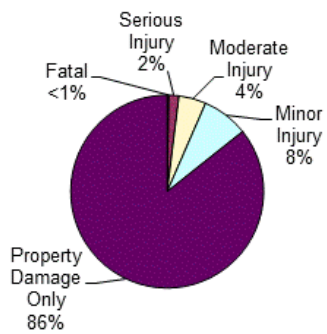
Crash Casualty Severity	Crash Casualties	Crash Costs
Fatal	14	\$145,524,162
Serious Injury	92	\$86,088,448
Moderate Injury	246	\$47,830,518
Minor Injury	419	\$42,189,110
Property Damage Only	4,621	\$41,353,329
<b>Total</b>	<b>5,392</b>	<b>\$362,985,567</b>
Average cost of crash casualty		\$67,319

Index Crime Category	Number of Crimes	Crime Costs
Murder	1	\$9,909,389
Rape	57	\$32,233,671
Aggravated Assault	131	\$6,097,788
Robbery	11	\$511,302
Larceny	909	\$3,891,429
Burglary	199	\$847,939
Motor Vehicle Theft	121	\$1,246,421
<b>Total</b>	<b>1,429</b>	<b>\$54,737,939</b>
Average cost of index crime		\$38,305

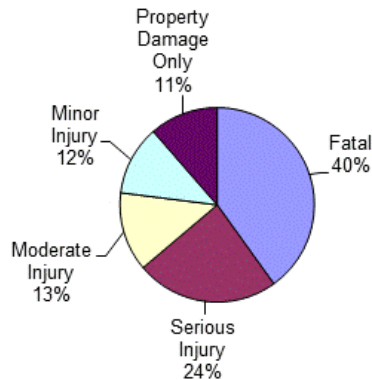
Costs of Crashes in Allegan County (2021 dollars)						
	Fatal	Serious Injury	Moderate Injury	Minor Injury	Property Damage Only	Total
Medical Care	\$237,440	\$3,687,268	\$1,732,086	\$1,510,914	\$850,264	\$8,017,972
Work Loss	\$18,298,714	\$6,346,160	\$3,237,360	\$2,718,891	\$1,871,505	\$32,472,630
Public Services	\$15,260	\$30,636	\$41,328	\$50,280	\$221,808	\$359,312
Adjudication & Sanctioning	\$1,814,806	\$1,343,568	\$665,676	\$563,974	\$295,744	\$4,683,768
Insurance Administration	\$480,018	\$1,147,148	\$951,282	\$954,063	\$1,765,222	\$5,297,733
Congestion & Environmental	\$102,648	\$166,060	\$436,404	\$744,144	\$8,248,485	\$9,697,741
Property Damage & Loss	\$218,512	\$1,143,744	\$2,288,292	\$2,920,849	\$11,400,007	\$17,971,404
<b>Subtotal (Monetary Cost)</b>	<b>\$21,167,398</b>	<b>\$13,864,584</b>	<b>\$9,352,428</b>	<b>\$9,463,115</b>	<b>\$24,653,035</b>	<b>\$78,500,560</b>
Quality of Life	\$124,356,764	\$72,223,864	\$38,478,090	\$32,725,995	\$16,700,294	\$284,485,007
<b>Total (Comprehensive Cost)</b>	<b>\$145,524,162</b>	<b>\$86,088,448</b>	<b>\$47,830,518</b>	<b>\$42,189,110</b>	<b>\$41,353,329</b>	<b>\$362,985,567</b>

Costs of Index Crimes in Allegan County (2021 dollars)								
	Murder	Rape	Aggravated Assault	Robbery	Larceny	Burglary	Motor Vehicle Theft	Total
Medical Care	\$12,893	\$192,318	\$277,065	\$21,813	\$0	\$0	\$0	\$504,089
Mental Health	\$12,125	\$375,345	\$53,448	\$2,189	\$0	\$0	\$0	\$443,107
Work Loss	\$1,160,258	\$406,239	\$298,156	\$50,666	\$28,179	\$7,761	\$14,157	\$1,965,416
Public Services	\$104,785	\$43,377	\$319,509	\$8,712	\$479,043	\$72,038	\$55,055	\$1,082,519
Adjudication & Sanctioning	\$489,046	\$2,578,566	\$785,345	\$159,467	\$2,358,855	\$153,429	\$240,790	\$6,765,498
Property Damage & Loss	\$211	\$10,773	\$11,004	\$15,147	\$1,025,352	\$614,711	\$936,419	\$2,613,617
<b>Subtotal (Monetary Cost)</b>	<b>\$1,779,318</b>	<b>\$3,606,618</b>	<b>\$1,744,527</b>	<b>\$257,994</b>	<b>\$3,891,429</b>	<b>\$847,939</b>	<b>\$1,246,421</b>	<b>\$13,374,246</b>
Quality of Life	\$8,130,071	\$28,627,053	\$4,353,261	\$253,308	\$0	\$0	\$0	\$41,363,693
<b>Total (Comprehensive Costs)</b>	<b>\$9,909,389</b>	<b>\$32,233,671</b>	<b>\$6,097,788</b>	<b>\$511,302</b>	<b>\$3,891,429</b>	<b>\$847,939</b>	<b>\$1,246,421</b>	<b>\$54,737,939</b>

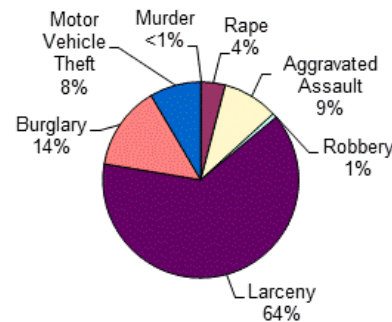
Crash Casualties



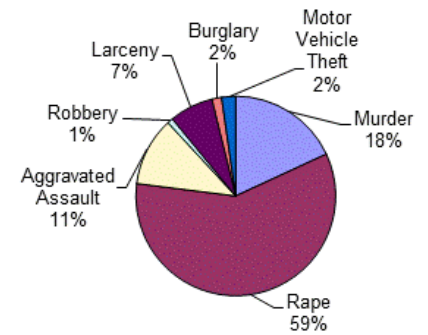
Crash Costs



Index Crimes



Index Crime Costs

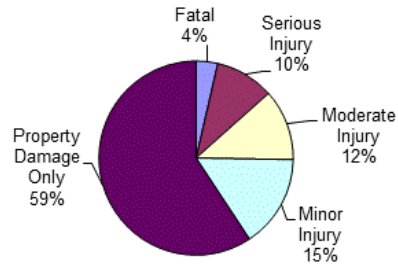




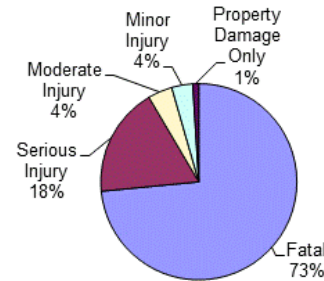
# Allegan County Alcohol-Involved Crashes

Crash Casualty Severity	Crash Casualties	Crash Costs
Fatal	7	\$80,569,650
Serious Injury	19	\$19,795,606
Moderate Injury	23	\$4,414,864
Minor Injury	30	\$3,807,405
Property Damage Only	115	\$1,089,510
<b>Total</b>	<b>194</b>	<b>\$109,677,035</b>
Average cost of crash casualty		\$565,346

Crash Casualties



Crash Costs

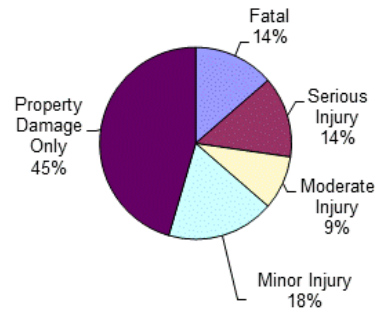


Costs of Alcohol-Involved Crashes in Allegan County (2021 dollars)						
	Fatal	Serious Injury	Moderate Injury	Minor Injury	Property Damage Only	Total
Medical Care	\$118,720	\$848,236	\$150,558	\$129,480	\$24,150	\$1,271,144
Work Loss	\$10,953,327	\$1,424,981	\$283,797	\$229,410	\$50,255	\$12,941,770
Public Services	\$7,630	\$6,517	\$3,818	\$3,870	\$5,635	\$27,470
Adjudication & Sanctioning	\$907,403	\$315,400	\$63,227	\$51,150	\$9,430	\$1,346,610
Insurance Administration	\$240,009	\$260,699	\$99,958	\$89,460	\$50,025	\$740,151
Congestion & Environmental	\$51,324	\$34,333	\$53,190	\$203,895	\$205,275	\$548,017
Property Damage & Loss	\$109,256	\$239,400	\$216,338	\$233,820	\$293,250	\$1,092,064
<b>Subtotal (Monetary Cost)</b>	<b>\$12,387,669</b>	<b>\$3,129,566</b>	<b>\$870,886</b>	<b>\$941,085</b>	<b>\$638,020</b>	<b>\$17,967,226</b>
Quality of Life	\$68,181,981	\$16,666,040	\$3,543,978	\$2,866,320	\$451,490	\$91,709,809
<b>Total (Comprehensive Cost)</b>	<b>\$80,569,650</b>	<b>\$19,795,606</b>	<b>\$4,414,864</b>	<b>\$3,807,405</b>	<b>\$1,089,510</b>	<b>\$109,677,035</b>

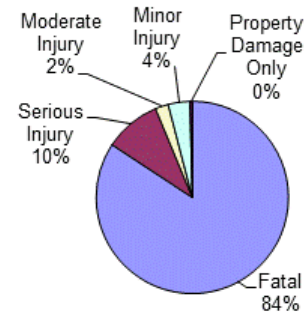
# Allegan County Drug-Involved Crashes

Crash Casualty Severity	Crash Casualties	Crash Costs
Fatal	6	\$69,059,700
Serious Injury	6	\$7,786,932
Moderate Injury	4	\$1,803,148
Minor Injury	8	\$3,001,896
Property Damage Only	20	\$317,540
<b>Total</b>	<b>44</b>	<b>\$81,969,216</b>
Average cost of crash casualty	\$1,862,937	

Crash Casualties



Crash Costs

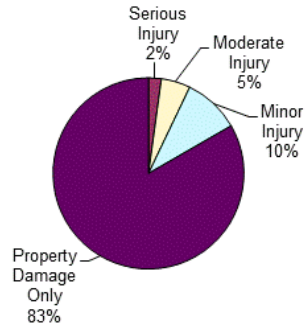


Costs of Drug-Involved Crashes in Allegan County (2021 dollars)						
	Fatal	Serious Injury	Moderate Injury	Minor Injury	Property Damage Only	Total
Medical Care	\$101,760	\$325,596	\$65,904	\$109,272	\$8,340	\$610,872
Work Loss	\$9,388,566	\$554,754	\$126,024	\$205,024	\$17,240	\$10,291,608
Public Services	\$6,540	\$2,328	\$900	\$1,552	\$1,060	\$12,380
Adjudication & Sanctioning	\$777,774	\$121,374	\$26,992	\$44,312	\$3,520	\$973,972
Insurance Administration	\$205,722	\$101,652	\$31,096	\$51,896	\$11,260	\$401,626
Congestion & Environmental	\$43,992	\$10,896	\$7,136	\$14,280	\$35,700	\$112,004
Property Damage & Loss	\$93,648	\$81,648	\$42,500	\$73,616	\$54,340	\$345,752
<b>Subtotal (Monetary Cost)</b>	<b>\$10,618,002</b>	<b>\$1,198,248</b>	<b>\$300,552</b>	<b>\$499,952</b>	<b>\$131,460</b>	<b>\$12,748,214</b>
Quality of Life	\$58,441,698	\$6,588,684	\$1,502,596	\$2,501,944	\$186,080	\$69,221,002
<b>Total (Comprehensive Cost)</b>	<b>\$69,059,700</b>	<b>\$7,786,932</b>	<b>\$1,803,148</b>	<b>\$3,001,896</b>	<b>\$317,540</b>	<b>\$81,969,216</b>

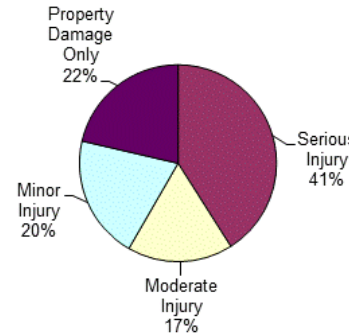
# Allegan County Young Driver Crashes (<21)

Crash Casualty Severity	Crash Casualties	Crash Costs
Fatal	0	\$0
Serious Injury	22	\$16,526,994
Moderate Injury	50	\$6,979,050
Minor Injury	97	\$8,184,278
Property Damage Only	843	\$8,614,617
<b>Total</b>	<b>1,012</b>	<b>\$40,304,939</b>
Average cost of crash casualty		\$39,827

Crash Casualties



Crash Costs

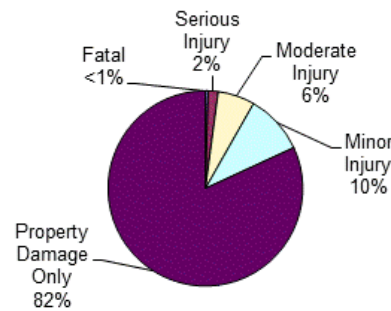


Costs of Young Driver Crashes in Allegan County (2021 dollars)						
	Fatal	Serious Injury	Moderate Injury	Minor Injury	Property Damage Only	Total
Medical Care	\$0	\$697,312	\$240,400	\$303,901	\$197,262	\$1,438,875
Work Loss	\$0	\$1,188,154	\$461,700	\$536,507	\$399,582	\$2,585,943
Public Services	\$0	\$6,512	\$7,950	\$11,737	\$42,993	\$69,192
Adjudication	\$0	\$252,538	\$94,150	\$112,132	\$67,440	\$526,260
Insurance Administration	\$0	\$226,776	\$159,100	\$202,827	\$361,647	\$950,350
Congestion & Environmental	\$0	\$39,578	\$88,650	\$171,981	\$1,504,755	\$1,804,964
Property Damage & Loss	\$0	\$256,762	\$453,850	\$702,862	\$2,247,438	\$3,660,912
<b>Subtotal (Monetary Cost)</b>	<b>\$0</b>	<b>\$2,667,632</b>	<b>\$1,505,800</b>	<b>\$2,041,947</b>	<b>\$4,821,117</b>	<b>\$11,036,496</b>
Quality of Life	\$0	\$13,859,362	\$5,473,250	\$6,142,331	\$3,793,500	\$29,268,443
<b>Total (Comprehensive Cost)</b>	<b>\$0</b>	<b>\$16,526,994</b>	<b>\$6,979,050</b>	<b>\$8,184,278</b>	<b>\$8,614,617</b>	<b>\$40,304,939</b>

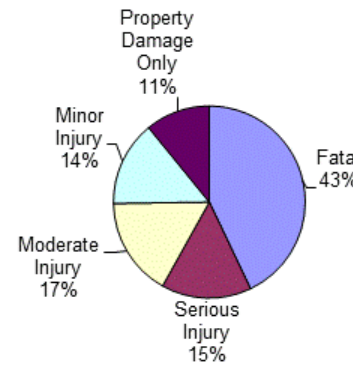
# Allegan County Older Driver Crashes (65+)

Crash Casualty Severity	Crash Casualties	Crash Costs
Fatal	4	\$41,578,332
Serious Injury	15	\$14,718,270
Moderate Injury	55	\$16,132,820
Minor Injury	89	\$13,880,173
Property Damage Only	735	\$10,558,275
<b>Total</b>	<b>898</b>	<b>\$96,867,870</b>
Average cost of crash casualty	\$107,871	

Crash Casualties



Crash Costs

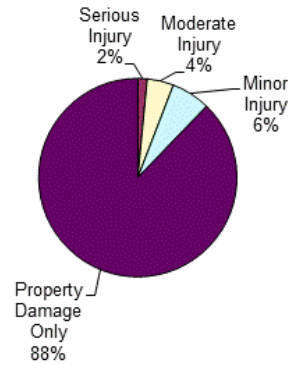


Costs of Older Driver Crashes in Allegan County (2021 dollars)						
	Fatal	Serious Injury	Moderate Injury	Minor Injury	Property Damage Only	Total
Medical Care	\$67,840	\$616,050	\$582,780	\$499,379	\$287,385	\$2,053,434
Work Loss	\$5,228,204	\$1,066,635	\$1,109,680	\$930,762	\$540,225	\$8,875,506
Public Services	\$4,360	\$5,085	\$10,450	\$12,371	\$39,690	\$71,956
Adjudication	\$518,516	\$225,240	\$226,600	\$191,083	\$99,960	\$1,261,399
Insurance Administration	\$137,148	\$199,200	\$286,275	\$276,256	\$377,790	\$1,276,669
Congestion & Environmental	\$29,328	\$27,075	\$97,900	\$158,153	\$1,311,240	\$1,623,696
Property Damage & Loss	\$62,432	\$195,225	\$530,365	\$680,316	\$2,110,920	\$3,579,258
<b>Subtotal (Monetary Cost)</b>	<b>\$6,047,828</b>	<b>\$2,334,510</b>	<b>\$2,844,050</b>	<b>\$2,748,320</b>	<b>\$4,767,210</b>	<b>\$18,741,918</b>
Quality of Life	\$35,530,504	\$12,383,760	\$13,288,770	\$11,131,853	\$5,791,065	\$78,125,952
<b>Total (Comprehensive Cost)</b>	<b>\$41,578,332</b>	<b>\$14,718,270</b>	<b>\$16,132,820</b>	<b>\$13,880,173</b>	<b>\$10,558,275</b>	<b>\$96,867,870</b>

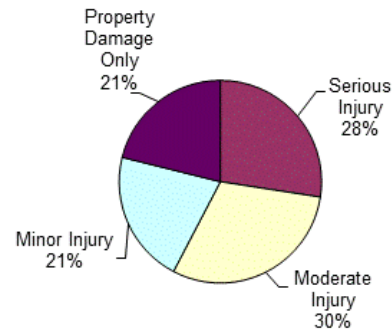
# Allegan County Medium/Large Truck Crashes

Crash Casualty Severity	Crash Casualties	Crash Costs
Fatal	0	\$0
Serious Injury	6	\$5,238,840
Moderate Injury	17	\$5,775,648
Minor Injury	25	\$4,049,600
Property Damage Only	345	\$4,034,775
<b>Total</b>	<b>393</b>	<b>\$19,098,863</b>
Average cost of crash casualty		\$48,598

Crash Casualties



Crash Costs



Costs of Medium/Large Truck Crashes in Allegan County (2021 dollars)						
	Fatal	Serious Injury	Moderate Injury	Minor Injury	Property Damage Only	Total
Medical Care	\$0	\$242,886	\$293,505	\$197,925	\$125,235	\$859,551
Work Loss	\$0	\$752,364	\$907,426	\$570,800	\$1,004,985	\$3,235,575
Public Services	\$0	\$1,926	\$2,975	\$4,800	\$16,215	\$25,916
Adjudication	\$0	\$87,066	\$48,178	\$37,550	\$54,855	\$227,649
Insurance Administration	\$0	\$68,394	\$62,050	\$55,750	\$189,060	\$375,254
Congestion & Environmental	\$0	\$11,202	\$31,195	\$45,925	\$637,215	\$725,537
Property Damage & Loss	\$0	\$64,338	\$139,621	\$156,375	\$993,600	\$1,353,934
<b>Subtotal (Monetary Cost)</b>	<b>\$0</b>	<b>\$1,228,176</b>	<b>\$1,484,950</b>	<b>\$1,069,125</b>	<b>\$3,021,165</b>	<b>\$6,803,416</b>
Quality of Life	\$0	\$4,010,664	\$4,290,698	\$2,980,475	\$1,013,610	\$12,295,447
<b>Total (Comprehensive Cost)</b>	<b>\$0</b>	<b>\$5,238,840</b>	<b>\$5,775,648</b>	<b>\$4,049,600</b>	<b>\$4,034,775</b>	<b>\$19,098,863</b>

# Alleghan County Motorcycle Crashes

Injury Severity	Motorcyclist Crash Victims	Motorcyclist Victim Costs
Fatal	7	\$75,103,476
Serious Injury	15	\$14,572,065
Moderate Injury	14	\$3,728,256
Minor Injury	8	\$1,868,952
Property Damage Only	9	\$452,358
<b>Total</b>	<b>53</b>	<b>\$95,725,107</b>
Average cost of crash casualty		\$1,806,134

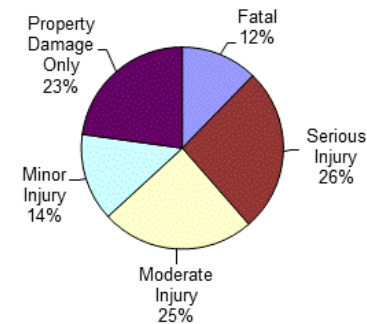
Injury Severity	Non-motorcyclist Crash Victims	Non-motorcyclist Victim Costs
Fatal	0	\$0
Serious Injury	0	\$0
Moderate Injury	0	\$0
Minor Injury	0	\$0
Property Damage Only	4	\$23,748
<b>Total</b>	<b>4</b>	<b>\$23,748</b>
Average cost of crash casualty		\$5,937

Motorcyclist Victim Costs in Motorcycle Crashes in Alleghan County (2021 dollars)						
	Fatal	Serious Injury	Moderate Injury	Minor Injury	Property Damage Only	Total
Medical Care	\$137,760	\$607,230	\$132,846	\$66,480	\$13,986	\$958,302
Work Loss	\$10,345,139	\$1,099,185	\$268,548	\$134,408	\$28,629	\$11,875,909
Public Services	\$7,630	\$5,085	\$2,702	\$1,480	\$765	\$17,662
Adjudication	\$907,403	\$228,990	\$53,970	\$27,024	\$5,697	\$1,223,084
Insurance Administration	\$227,416	\$193,305	\$68,502	\$35,464	\$12,546	\$537,233
Congestion & Environmental	\$51,324	\$20,520	\$18,592	\$10,624	\$11,979	\$113,039
Property Damage & Loss	\$156,121	\$179,220	\$133,392	\$74,144	\$51,219	\$594,096
<b>Subtotal (Monetary Cost)</b>	<b>\$11,832,793</b>	<b>\$2,333,535</b>	<b>\$678,552</b>	<b>\$349,624</b>	<b>\$124,821</b>	<b>\$15,319,325</b>
Quality of Life	\$63,270,683	\$12,238,530	\$3,049,704	\$1,519,328	\$327,537	\$80,405,782
<b>Total (Comprehensive Cost)</b>	<b>\$75,103,476</b>	<b>\$14,572,065</b>	<b>\$3,728,256</b>	<b>\$1,868,952</b>	<b>\$452,358</b>	<b>\$95,725,107</b>

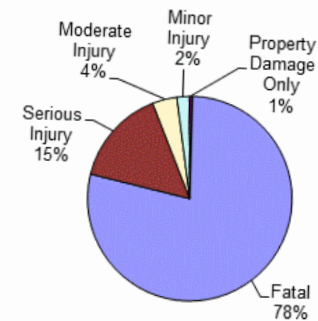
Non-motorcyclist Victim Costs in Motorcycle Crashes in Alleghan County (2021 dollars)						
	Fatal	Serious Injury	Moderate Injury	Minor Injury	Property Damage Only	Total
Medical Care	\$0	\$0	\$0	\$0	\$0	\$0
Work Loss	\$0	\$0	\$0	\$0	\$492	\$492
Public Services	\$0	\$0	\$0	\$0	\$100	\$100
Adjudication	\$0	\$0	\$0	\$0	\$0	\$0
Insurance Administration	\$0	\$0	\$0	\$0	\$1,736	\$1,736
Congestion & Environmental	\$0	\$0	\$0	\$0	\$7,148	\$7,148
Property Damage & Loss	\$0	\$0	\$0	\$0	\$14,272	\$14,272
<b>Subtotal (Monetary Cost)</b>	<b>\$0</b>	<b>\$0</b>	<b>\$0</b>	<b>\$0</b>	<b>\$23,748</b>	<b>\$23,748</b>
Quality of Life	\$0	\$0	\$0	\$0	\$0	\$0
<b>Total (Comprehensive Cost)</b>	<b>\$0</b>	<b>\$0</b>	<b>\$0</b>	<b>\$0</b>	<b>\$23,748</b>	<b>\$23,748</b>

Costs of Motorcycle Crashes in Alleghan County (2021 dollars)						
	Fatal	Serious Injury	Moderate Injury	Minor Injury	Property Damage Only	Total
Medical Care	\$137,760	\$607,230	\$132,846	\$66,480	\$13,986	\$958,302
Work Loss	\$10,345,139	\$1,099,185	\$268,548	\$134,408	\$29,121	\$11,876,401
Public Services	\$7,630	\$5,085	\$2,702	\$1,480	\$865	\$17,762
Adjudication	\$907,403	\$228,990	\$53,970	\$27,024	\$5,697	\$1,223,084
Insurance Administration	\$227,416	\$193,305	\$68,502	\$35,464	\$14,282	\$538,969
Congestion & Environmental	\$51,324	\$20,520	\$18,592	\$10,624	\$19,127	\$120,187
Property Damage & Loss	\$156,121	\$179,220	\$133,392	\$74,144	\$65,491	\$608,368
<b>Subtotal (Monetary Cost)</b>	<b>\$11,832,793</b>	<b>\$2,333,535</b>	<b>\$678,552</b>	<b>\$349,624</b>	<b>\$148,569</b>	<b>\$15,343,073</b>
Quality of Life	\$63,270,683	\$12,238,530	\$3,049,704	\$1,519,328	\$327,537	\$80,405,782
<b>Total (Comprehensive Cost)</b>	<b>\$75,103,476</b>	<b>\$14,572,065</b>	<b>\$3,728,256</b>	<b>\$1,868,952</b>	<b>\$476,106</b>	<b>\$95,748,855</b>

Crash Casualties



Crash Costs



# Allegan County Bicycle Crashes

Injury Severity	Bicyclist Crash Victims	Bicyclist Victim Costs
Fatal	0	\$0
Serious Injury	1	\$934,954
Moderate Injury	5	\$990,230
Minor Injury	4	\$507,568
Property Damage Only	2	\$27,352
<b>Total</b>	<b>12</b>	<b>\$2,460,104</b>
Average cost of crash casualty	\$205,009	

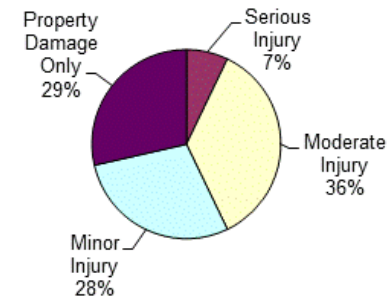
Injury Severity	Non-bicyclist Crash Victims	Non-bicyclist Victim Costs
Fatal	0	\$0
Serious Injury	0	\$0
Moderate Injury	0	\$0
Minor Injury	0	\$0
Property Damage Only	2	\$17,898
<b>Total</b>	<b>2</b>	<b>\$17,898</b>
Average cost of crash casualty	\$8,949	

Bicyclist Victim Costs in Bicycle Crashes in Allegan County (2021 dollars)						
	Fatal	Serious Injury	Moderate Injury	Minor Injury	Property Damage Only	Total
Medical Care	\$0	\$40,528	\$34,495	\$17,088	\$928	\$93,039
Work Loss	\$0	\$75,862	\$71,175	\$33,404	\$1,658	\$182,099
Public Services	\$0	\$338	\$900	\$620	\$42	\$1,900
Adjudication	\$0	\$15,473	\$14,160	\$6,768	\$346	\$36,747
Insurance Administration	\$0	\$17,637	\$19,620	\$9,748	\$496	\$47,501
Congestion & Environmental	\$0	\$1,376	\$6,580	\$5,032	\$356	\$13,344
Property Damage & Loss	\$0	\$250	\$1,240	\$952	\$68	\$2,510
Subtotal (Monetary Cost)	\$0	\$151,464	\$148,170	\$73,612	\$3,894	\$377,140
Quality of Life	\$0	\$783,490	\$842,060	\$433,956	\$23,458	\$2,082,964
<b>Total (Comprehensive Cost)</b>	<b>\$0</b>	<b>\$934,954</b>	<b>\$990,230</b>	<b>\$507,568</b>	<b>\$27,352</b>	<b>\$2,460,104</b>

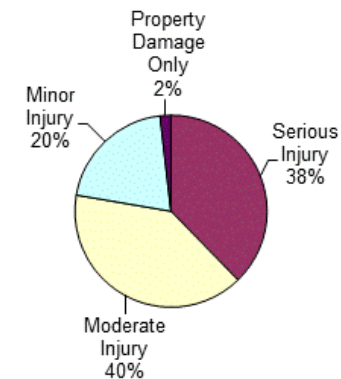
Non-bicyclist Victim Costs in Bicycle Crashes in Allegan County (2021 dollars)						
	Fatal	Serious Injury	Moderate Injury	Minor Injury	Property Damage Only	Total
Medical Care	\$0	\$0	\$0	\$0	\$368	\$368
Work Loss	\$0	\$0	\$0	\$0	\$810	\$810
Public Services	\$0	\$0	\$0	\$0	\$96	\$96
Adjudication	\$0	\$0	\$0	\$0	\$128	\$128
Insurance Administration	\$0	\$0	\$0	\$0	\$764	\$764
Congestion & Environmental	\$0	\$0	\$0	\$0	\$3,570	\$3,570
Property Damage & Loss	\$0	\$0	\$0	\$0	\$4,934	\$4,934
Subtotal (Monetary Cost)	\$0	\$0	\$0	\$0	\$10,670	\$10,670
Quality of Life	\$0	\$0	\$0	\$0	\$7,228	\$7,228
<b>Total (Comprehensive Cost)</b>	<b>\$0</b>	<b>\$0</b>	<b>\$0</b>	<b>\$0</b>	<b>\$17,898</b>	<b>\$17,898</b>

Costs of Bicycle Crashes in Allegan County (2021 dollars)						
	Fatal	Serious Injury	Moderate Injury	Minor Injury	Property Damage Only	Total
Medical Care	\$0	\$40,528	\$34,495	\$17,088	\$1,296	\$93,407
Work Loss	\$0	\$75,862	\$71,175	\$33,404	\$2,468	\$182,909
Public Services	\$0	\$338	\$900	\$620	\$138	\$1,996
Adjudication	\$0	\$15,473	\$14,160	\$6,768	\$474	\$36,875
Insurance Administration	\$0	\$17,637	\$19,620	\$9,748	\$1,260	\$48,265
Congestion & Environmental	\$0	\$1,376	\$6,580	\$5,032	\$3,926	\$16,914
Property Damage & Loss	\$0	\$250	\$1,240	\$952	\$5,002	\$7,444
Subtotal (Monetary Cost)	\$0	\$151,464	\$148,170	\$73,612	\$14,564	\$387,810
Quality of Life	\$0	\$783,490	\$842,060	\$433,956	\$30,686	\$2,090,192
<b>Total (Comprehensive Cost)</b>	<b>\$0</b>	<b>\$934,954</b>	<b>\$990,230</b>	<b>\$507,568</b>	<b>\$45,250</b>	<b>\$2,478,002</b>

Crash Casualties



Crash Costs



# Allegan County Pedestrian Crashes

Injury Severity	Pedestrian Crash Victims	Pedestrian Victim Costs
Fatal	1	\$9,734,351
Serious Injury	2	\$2,127,598
Moderate Injury	3	\$739,830
Minor Injury	9	\$1,400,418
Property Damage Only	4	\$63,712
<b>Total</b>	<b>19</b>	<b>\$14,065,909</b>
Average cost of crash casualty	\$740,311	

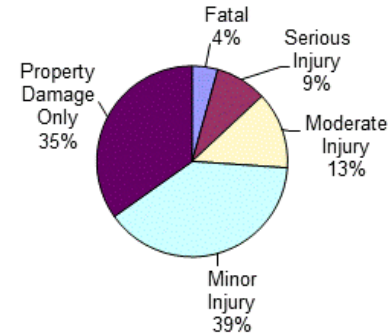
Injury Severity	Non-pedestrian Crash Victims	Non-pedestrian Victim Costs
Fatal	0	\$0
Serious Injury	0	\$0
Moderate Injury	0	\$0
Minor Injury	0	\$0
Property Damage Only	4	\$25,928
<b>Total</b>	<b>4</b>	<b>\$25,928</b>
Average cost of crash casualty	\$6,482	

Pedestrian Victim Costs in Pedestrian Crashes in Allegan County (2021 dollars)						
	Fatal	Serious Injury	Moderate Injury	Minor Injury	Property Damage Only	Total
Medical Care	\$22,607	\$96,594	\$27,399	\$49,176	\$2,232	\$198,008
Work Loss	\$1,187,181	\$155,850	\$46,596	\$80,550	\$3,344	\$1,473,521
Public Services	\$1,090	\$676	\$540	\$1,395	\$84	\$3,785
Adjudication	\$129,629	\$33,866	\$9,936	\$17,406	\$748	\$191,585
Insurance Administration	\$48,594	\$38,896	\$13,542	\$24,561	\$1,044	\$126,637
Congestion & Environmental	\$7,332	\$2,752	\$3,948	\$11,322	\$712	\$26,066
Subtotal (Monetary Cost)	\$1,396,433	\$328,634	\$101,961	\$184,410	\$8,164	\$2,019,602
Quality of Life	\$8,337,918	\$1,798,964	\$637,869	\$1,216,008	\$55,548	\$12,046,307
<b>Total (Comprehensive Cost)</b>	<b>\$9,734,351</b>	<b>\$2,127,598</b>	<b>\$739,830</b>	<b>\$1,400,418</b>	<b>\$63,712</b>	<b>\$14,065,909</b>

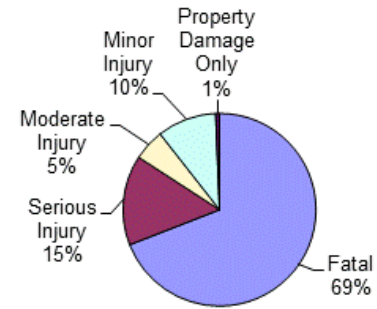
Non-pedestrian Victim in Pedestrian Crashes in Allegan County (2021 dollars)						
	Fatal	Serious Injury	Moderate Injury	Minor Injury	Property Damage Only	Total
Medical Care	\$0	\$0	\$0	\$0	\$736	\$736
Work Loss	\$0	\$0	\$0	\$0	\$1,620	\$1,620
Public Services	\$0	\$0	\$0	\$0	\$192	\$192
Adjudication	\$0	\$0	\$0	\$0	\$256	\$256
Insurance Administration	\$0	\$0	\$0	\$0	\$1,528	\$1,528
Congestion & Environmental	\$0	\$0	\$0	\$0	\$7,140	\$7,140
Subtotal (Monetary Cost)	\$0	\$0	\$0	\$0	\$11,472	\$11,472
Quality of Life	\$0	\$0	\$0	\$0	\$14,456	\$14,456
<b>Total (Comprehensive Cost)</b>	<b>\$0</b>	<b>\$0</b>	<b>\$0</b>	<b>\$0</b>	<b>\$25,928</b>	<b>\$25,928</b>

Costs of Pedestrian Crashes in Allegan County (2021 dollars)						
	Fatal	Serious Injury	Moderate Injury	Minor Injury	Property Damage Only	Total
Medical Care	\$22,607	\$96,594	\$27,399	\$49,176	\$2,968	\$198,744
Work Loss	\$1,187,181	\$155,850	\$46,596	\$80,550	\$4,964	\$1,475,141
Public Services	\$1,090	\$676	\$540	\$1,395	\$276	\$3,977
Adjudication	\$129,629	\$33,866	\$9,936	\$17,406	\$1,004	\$191,841
Insurance Administration	\$48,594	\$38,896	\$13,542	\$24,561	\$2,572	\$128,165
Congestion & Environmental	\$7,332	\$2,752	\$3,948	\$11,322	\$7,852	\$33,206
Subtotal (Monetary Cost)	\$1,396,433	\$328,634	\$101,961	\$184,410	\$19,636	\$2,031,074
Quality of Life	\$8,337,918	\$1,798,964	\$637,869	\$1,216,008	\$70,004	\$12,060,763
<b>Total (Comprehensive Cost)</b>	<b>\$9,734,351</b>	<b>\$2,127,598</b>	<b>\$739,830</b>	<b>\$1,400,418</b>	<b>\$89,640</b>	<b>\$14,091,837</b>

Crash Casualties



Crash Costs





# Alpena County Traffic Crashes and Crime

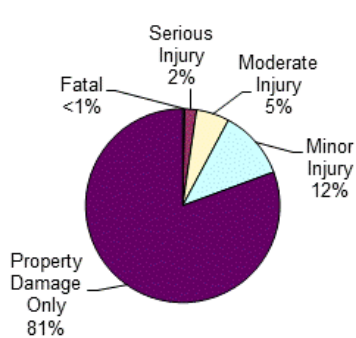
Crash Casualty Severity	Crash Casualties	Crash Costs
Fatal	4	\$41,578,332
Serious Injury	23	\$21,522,112
Moderate Injury	65	\$12,638,145
Minor Injury	136	\$13,693,840
Property Damage Only	950	\$8,501,550
<b>Total</b>	<b>1,178</b>	<b>\$97,933,979</b>
Average cost of crash casualty		\$83,136

Index Crime Category	Number of Crimes	Crime Costs
Murder	2	\$19,818,778
Rape	33	\$18,661,599
Aggravated Assault	40	\$1,861,920
Robbery	1	\$46,482
Larceny	184	\$787,704
Burglary	42	\$178,962
Motor Vehicle Theft	20	\$206,020
<b>Total</b>	<b>322</b>	<b>\$41,561,465</b>
Average cost of index crime		\$129,073

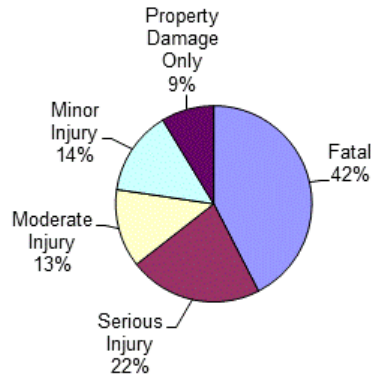
Costs of Crashes in Alpena County (2021 dollars)						
	Fatal	Serious Injury	Moderate Injury	Minor Injury	Property Damage Only	Total
Medical Care	\$67,840	\$921,817	\$457,665	\$490,416	\$174,800	\$2,112,538
Work Loss	\$5,228,204	\$1,586,540	\$855,400	\$882,504	\$384,750	\$8,937,398
Public Services	\$4,360	\$7,659	\$10,920	\$16,320	\$45,600	\$84,859
Adjudication & Sanctioning	\$518,516	\$335,892	\$175,890	\$183,056	\$60,800	\$1,274,154
Insurance Administration	\$137,148	\$286,787	\$251,355	\$309,672	\$362,900	\$1,347,862
Congestion & Environmental	\$29,328	\$41,515	\$115,310	\$241,536	\$1,695,750	\$2,123,439
Property Damage & Loss	\$62,432	\$285,936	\$604,630	\$948,056	\$2,343,650	\$4,244,704
<b>Subtotal (Monetary Cost)</b>	<b>\$6,047,828</b>	<b>\$3,466,146</b>	<b>\$2,471,170</b>	<b>\$3,071,560</b>	<b>\$5,068,250</b>	<b>\$20,124,954</b>
Quality of Life	\$35,530,504	\$18,055,966	\$10,166,975	\$10,622,280	\$3,433,300	\$77,809,025
<b>Total (Comprehensive Cost)</b>	<b>\$41,578,332</b>	<b>\$21,522,112</b>	<b>\$12,638,145</b>	<b>\$13,693,840</b>	<b>\$8,501,550</b>	<b>\$97,933,979</b>

Costs of Index Crimes in Alpena County (2021 dollars)								
	Murder	Rape	Aggravated Assault	Robbery	Larceny	Burglary	Motor Vehicle Theft	Total
Medical Care	\$25,786	\$111,342	\$84,600	\$1,983	\$0	\$0	\$0	\$223,711
Mental Health	\$24,250	\$217,305	\$16,320	\$199	\$0	\$0	\$0	\$258,074
Work Loss	\$2,320,516	\$235,191	\$91,040	\$4,606	\$5,704	\$1,638	\$2,340	\$2,661,035
Public Services	\$209,570	\$25,113	\$97,560	\$792	\$96,968	\$15,204	\$9,100	\$454,307
Adjudication & Sanctioning	\$978,092	\$1,492,854	\$239,800	\$14,497	\$477,480	\$32,382	\$39,800	\$3,274,905
Property Damage & Loss	\$422	\$6,237	\$3,360	\$1,377	\$207,552	\$129,738	\$154,780	\$503,466
<b>Subtotal (Monetary Cost)</b>	<b>\$3,558,636</b>	<b>\$2,088,042</b>	<b>\$532,680</b>	<b>\$23,454</b>	<b>\$787,704</b>	<b>\$178,962</b>	<b>\$206,020</b>	<b>\$7,375,498</b>
Quality of Life	\$16,260,142	\$16,573,557	\$1,329,240	\$23,028	\$0	\$0	\$0	\$34,185,967
<b>Total (Comprehensive Costs)</b>	<b>\$19,818,778</b>	<b>\$18,661,599</b>	<b>\$1,861,920</b>	<b>\$46,482</b>	<b>\$787,704</b>	<b>\$178,962</b>	<b>\$206,020</b>	<b>\$41,561,465</b>

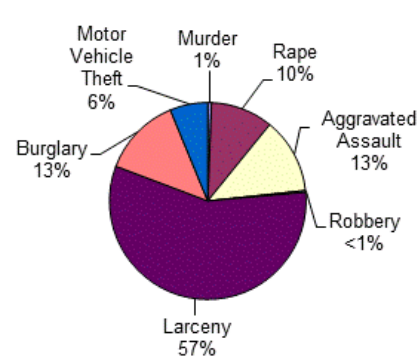
Crash Casualties



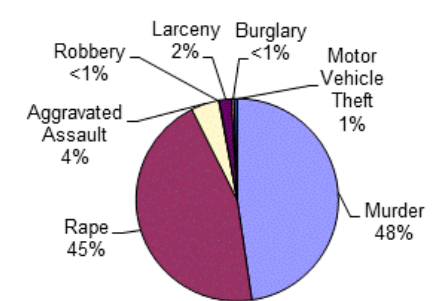
Crash Costs



Index Crimes



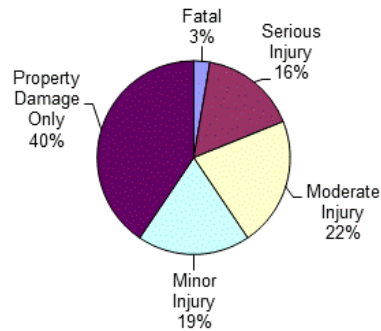
Index Crime Costs



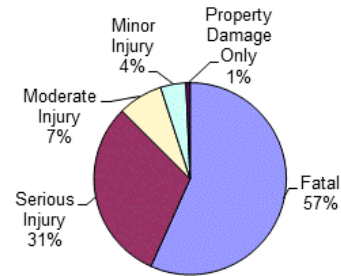
# Alpena County Alcohol-Involved Crashes

Crash Casualty Severity	Crash Casualties	Crash Costs
Fatal	1	\$11,509,950
Serious Injury	6	\$6,251,244
Moderate Injury	8	\$1,529,515
Minor Injury	7	\$867,414
Property Damage Only	15	\$142,110
<b>Total</b>	<b>37</b>	<b>\$20,300,233</b>
Average cost of crash casualty		\$548,655

Crash Casualties



Crash Costs

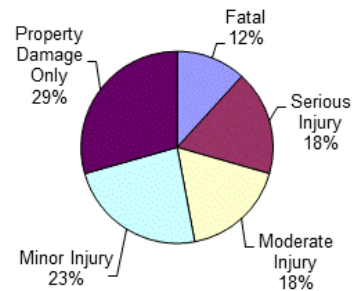


Costs of Alcohol-Involved Crashes in Alpena County (2021 dollars)						
	Fatal	Serious Injury	Moderate Injury	Minor Injury	Property Damage Only	Total
Medical Care	\$16,960	\$267,864	\$52,368	\$30,212	\$3,150	\$370,554
Work Loss	\$1,564,761	\$449,994	\$98,712	\$53,529	\$6,555	\$2,173,551
Public Services	\$1,090	\$2,058	\$1,328	\$903	\$735	\$6,114
Adjudication & Sanctioning	\$129,629	\$99,600	\$21,992	\$11,935	\$1,230	\$264,386
Insurance Administration	\$34,287	\$82,326	\$34,768	\$20,874	\$6,525	\$178,780
Congestion & Environmental	\$7,332	\$10,842	\$12,411	\$26,595	\$26,775	\$83,955
Property Damage & Loss	\$15,608	\$75,600	\$75,248	\$54,558	\$38,250	\$259,264
<b>Subtotal (Monetary Cost)</b>	<b>\$1,769,667</b>	<b>\$988,284</b>	<b>\$296,827</b>	<b>\$198,606</b>	<b>\$83,220</b>	<b>\$3,336,604</b>
Quality of Life	\$9,740,283	\$5,262,960	\$1,232,688	\$668,808	\$58,890	\$16,963,629
<b>Total (Comprehensive Cost)</b>	<b>\$11,509,950</b>	<b>\$6,251,244</b>	<b>\$1,529,515</b>	<b>\$867,414</b>	<b>\$142,110</b>	<b>\$20,300,233</b>

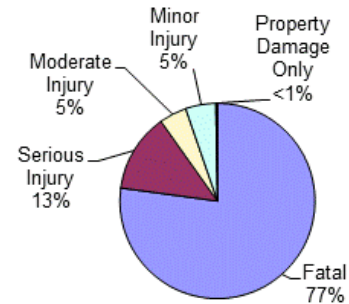
# Alpena County Drug-Involved Crashes

Crash Casualty Severity	Crash Casualties	Crash Costs
Fatal	2	\$23,019,900
Serious Injury	3	\$3,893,466
Moderate Injury	3	\$1,352,361
Minor Injury	4	\$1,500,948
Property Damage Only	5	\$79,385
<b>Total</b>	<b>17</b>	<b>\$29,846,060</b>
Average cost of crash casualty	\$1,755,651	

Crash Casualties



Crash Costs

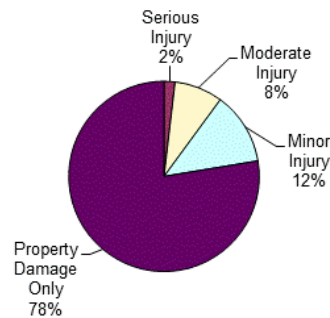


Costs of Drug-Involved Crashes in Alpena County (2021 dollars)						
	Fatal	Serious Injury	Moderate Injury	Minor Injury	Property Damage Only	Total
Medical Care	\$33,920	\$162,798	\$49,428	\$54,636	\$2,085	\$302,867
Work Loss	\$3,129,522	\$277,377	\$94,518	\$102,512	\$4,310	\$3,608,239
Public Services	\$2,180	\$1,164	\$675	\$776	\$265	\$5,060
Adjudication & Sanctioning	\$259,258	\$60,687	\$20,244	\$22,156	\$880	\$363,225
Insurance Administration	\$68,574	\$50,826	\$23,322	\$25,948	\$2,815	\$171,485
Congestion & Environmental	\$14,664	\$5,448	\$5,352	\$7,140	\$8,925	\$41,529
Property Damage & Loss	\$31,216	\$40,824	\$31,875	\$36,808	\$13,585	\$154,308
<b>Subtotal (Monetary Cost)</b>	<b>\$3,539,334</b>	<b>\$599,124</b>	<b>\$225,414</b>	<b>\$249,976</b>	<b>\$32,865</b>	<b>\$4,646,713</b>
Quality of Life	\$19,480,566	\$3,294,342	\$1,126,947	\$1,250,972	\$46,520	\$25,199,347
<b>Total (Comprehensive Cost)</b>	<b>\$23,019,900</b>	<b>\$3,893,466</b>	<b>\$1,352,361</b>	<b>\$1,500,948</b>	<b>\$79,385</b>	<b>\$29,846,060</b>

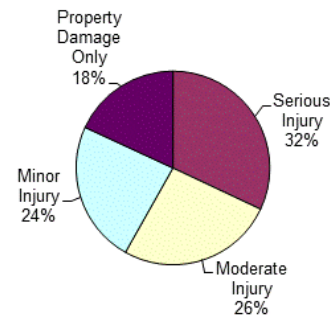
# Alpena County Young Driver Crashes (<21)

Crash Casualty Severity	Crash Casualties	Crash Costs
Fatal	0	\$0
Serious Injury	5	\$3,756,135
Moderate Injury	22	\$3,070,782
Minor Injury	33	\$2,784,342
Property Damage Only	208	\$2,125,552
<b>Total</b>	<b>268</b>	<b>\$11,736,811</b>
Average cost of crash casualty		\$43,794

Crash Casualties



Crash Costs

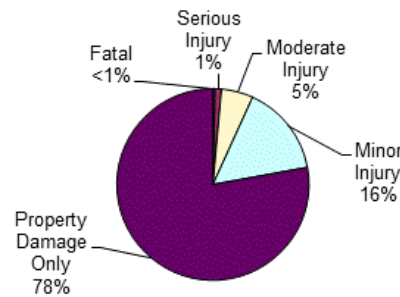


Costs of Young Driver Crashes in Alpena County (2021 dollars)						
	Fatal	Serious Injury	Moderate Injury	Minor Injury	Property Damage Only	Total
Medical Care	\$0	\$158,480	\$105,776	\$103,389	\$48,672	\$416,317
Work Loss	\$0	\$270,035	\$203,148	\$182,523	\$98,592	\$754,298
Public Services	\$0	\$1,480	\$3,498	\$3,993	\$10,608	\$19,579
Adjudication	\$0	\$57,395	\$41,426	\$38,148	\$16,640	\$153,609
Insurance Administration	\$0	\$51,540	\$70,004	\$69,003	\$89,232	\$279,779
Congestion & Environmental	\$0	\$8,995	\$39,006	\$58,509	\$371,280	\$477,790
Property Damage & Loss	\$0	\$58,355	\$199,694	\$239,118	\$554,528	\$1,051,695
<b>Subtotal (Monetary Cost)</b>	<b>\$0</b>	<b>\$606,280</b>	<b>\$662,552</b>	<b>\$694,683</b>	<b>\$1,189,552</b>	<b>\$3,153,067</b>
Quality of Life	\$0	\$3,149,855	\$2,408,230	\$2,089,659	\$936,000	\$8,583,744
<b>Total (Comprehensive Cost)</b>	<b>\$0</b>	<b>\$3,756,135</b>	<b>\$3,070,782</b>	<b>\$2,784,342</b>	<b>\$2,125,552</b>	<b>\$11,736,811</b>

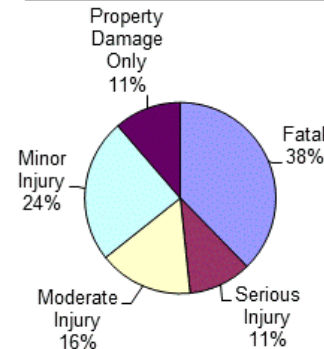
# Alpena County Older Driver Crashes (65+)

Crash Casualty Severity	Crash Casualties	Crash Costs
Fatal	1	\$10,394,583
Serious Injury	3	\$2,943,654
Moderate Injury	15	\$4,399,860
Minor Injury	43	\$6,706,151
Property Damage Only	218	\$3,131,570
<b>Total</b>	<b>280</b>	<b>\$27,575,818</b>
Average cost of crash casualty		\$98,485

Crash Casualties



Crash Costs

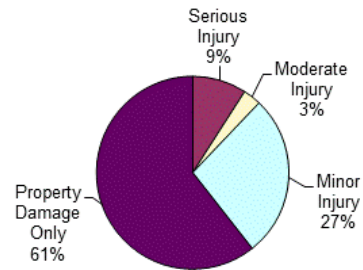


Costs of Older Driver Crashes in Alpena County (2021 dollars)						
	Fatal	Serious Injury	Moderate Injury	Minor Injury	Property Damage Only	Total
Medical Care	\$16,960	\$123,210	\$158,940	\$241,273	\$85,238	\$625,621
Work Loss	\$1,307,051	\$213,327	\$302,640	\$449,694	\$160,230	\$2,432,942
Public Services	\$1,090	\$1,017	\$2,850	\$5,977	\$11,772	\$22,706
Adjudication	\$129,629	\$45,048	\$61,800	\$92,321	\$29,648	\$358,446
Insurance Administration	\$34,287	\$39,840	\$78,075	\$133,472	\$112,052	\$397,726
Congestion & Environmental	\$7,332	\$5,415	\$26,700	\$76,411	\$388,912	\$504,770
Property Damage & Loss	\$15,608	\$39,045	\$144,645	\$328,692	\$626,096	\$1,154,086
<b>Subtotal (Monetary Cost)</b>	<b>\$1,511,957</b>	<b>\$466,902</b>	<b>\$775,650</b>	<b>\$1,327,840</b>	<b>\$1,413,948</b>	<b>\$5,496,297</b>
Quality of Life	\$8,882,626	\$2,476,752	\$3,624,210	\$5,378,311	\$1,717,622	\$22,079,521
<b>Total (Comprehensive Cost)</b>	<b>\$10,394,583</b>	<b>\$2,943,654</b>	<b>\$4,399,860</b>	<b>\$6,706,151</b>	<b>\$3,131,570</b>	<b>\$27,575,818</b>

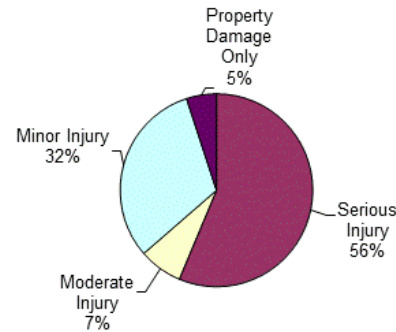
# Alpena County Medium/Large Truck Crashes

Crash Casualty Severity	Crash Casualties	Crash Costs
Fatal	0	\$0
Serious Injury	3	\$2,619,420
Moderate Injury	1	\$339,744
Minor Injury	9	\$1,457,856
Property Damage Only	20	\$233,900
<b>Total</b>	<b>33</b>	<b>\$4,650,920</b>
Average cost of crash casualty		\$140,937

Crash Casualties



Crash Costs



Costs of Medium/Large Truck Crashes in Alpena County (2021 dollars)						
	Fatal	Serious Injury	Moderate Injury	Minor Injury	Property Damage Only	Total
Medical Care	\$0	\$121,443	\$17,265	\$71,253	\$7,260	\$217,221
Work Loss	\$0	\$376,182	\$53,378	\$205,488	\$58,260	\$693,308
Public Services	\$0	\$963	\$175	\$1,728	\$940	\$3,806
Adjudication	\$0	\$43,533	\$2,834	\$13,518	\$3,180	\$63,065
Insurance Administration	\$0	\$34,197	\$3,650	\$20,070	\$10,960	\$68,877
Congestion & Environmental	\$0	\$5,601	\$1,835	\$16,533	\$36,940	\$60,909
Property Damage & Loss	\$0	\$32,169	\$8,213	\$56,295	\$57,600	\$154,277
<b>Subtotal (Monetary Cost)</b>	<b>\$0</b>	<b>\$614,088</b>	<b>\$87,350</b>	<b>\$384,885</b>	<b>\$175,140</b>	<b>\$1,261,463</b>
Quality of Life	\$0	\$2,005,332	\$252,394	\$1,072,971	\$58,760	\$3,389,457
<b>Total (Comprehensive Cost)</b>	<b>\$0</b>	<b>\$2,619,420</b>	<b>\$339,744</b>	<b>\$1,457,856</b>	<b>\$233,900</b>	<b>\$4,650,920</b>

# Alpena County Motorcycle Crashes

Injury Severity	Motorcyclist Crash Victims	Motorcyclist Victim Costs
Fatal	0	\$0
Serious Injury	5	\$4,857,355
Moderate Injury	3	\$798,912
Minor Injury	0	\$0
Property Damage Only	2	\$100,524
<b>Total</b>	<b>10</b>	<b>\$5,756,791</b>
Average cost of crash casualty	\$575,679	

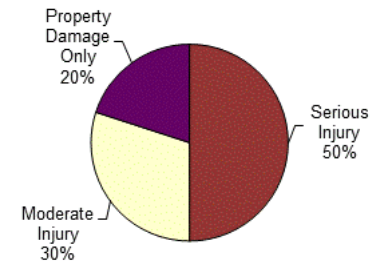
Injury Severity	Non-motorcyclist Crash Victims	Non-motorcyclist Victim Costs
Fatal	0	\$0
Serious Injury	0	\$0
Moderate Injury	0	\$0
Minor Injury	0	\$0
Property Damage Only	0	\$0
<b>Total</b>	<b>0</b>	<b>\$0</b>
Average cost of crash casualty	\$0	

Motorcyclist Victim Costs in Motorcycle Crashes in Alpena County (2021 dollars)						
	Fatal	Serious Injury	Moderate Injury	Minor Injury	Property Damage Only	Total
Medical Care	\$0	\$202,410	\$28,467	\$0	\$3,108	\$233,985
Work Loss	\$0	\$366,395	\$57,546	\$0	\$6,362	\$430,303
Public Services	\$0	\$1,695	\$579	\$0	\$170	\$2,444
Adjudication	\$0	\$76,330	\$11,565	\$0	\$1,266	\$89,161
Insurance Administration	\$0	\$64,435	\$14,679	\$0	\$2,788	\$81,902
Congestion & Environmental	\$0	\$6,840	\$3,984	\$0	\$2,662	\$13,486
Property Damage & Loss	\$0	\$59,740	\$28,584	\$0	\$11,382	\$99,706
Subtotal (Monetary Cost)	\$0	\$777,845	\$145,404	\$0	\$27,738	\$950,987
Quality of Life	\$0	\$4,079,510	\$653,508	\$0	\$72,786	\$4,805,804
<b>Total (Comprehensive Cost)</b>	<b>\$0</b>	<b>\$4,857,355</b>	<b>\$798,912</b>	<b>\$0</b>	<b>\$100,524</b>	<b>\$5,756,791</b>

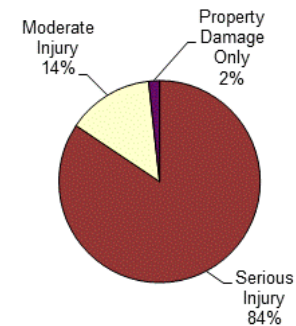
Non-motorcyclist Victim Costs in Motorcycle Crashes in Alpena County (2021 dollars)						
	Fatal	Serious Injury	Moderate Injury	Minor Injury	Property Damage Only	Total
Medical Care	\$0	\$0	\$0	\$0	\$0	\$0
Work Loss	\$0	\$0	\$0	\$0	\$0	\$0
Public Services	\$0	\$0	\$0	\$0	\$0	\$0
Adjudication	\$0	\$0	\$0	\$0	\$0	\$0
Insurance Administration	\$0	\$0	\$0	\$0	\$0	\$0
Congestion & Environmental	\$0	\$0	\$0	\$0	\$0	\$0
Property Damage & Loss	\$0	\$0	\$0	\$0	\$0	\$0
Subtotal (Monetary Cost)	\$0	\$0	\$0	\$0	\$0	\$0
Quality of Life	\$0	\$0	\$0	\$0	\$0	\$0
<b>Total (Comprehensive Cost)</b>	<b>\$0</b>	<b>\$0</b>	<b>\$0</b>	<b>\$0</b>	<b>\$0</b>	<b>\$0</b>

Costs of Motorcycle Crashes in Alpena County (2021 dollars)						
	Fatal	Serious Injury	Moderate Injury	Minor Injury	Property Damage Only	Total
Medical Care	\$0	\$202,410	\$28,467	\$0	\$3,108	\$233,985
Work Loss	\$0	\$366,395	\$57,546	\$0	\$6,362	\$430,303
Public Services	\$0	\$1,695	\$579	\$0	\$170	\$2,444
Adjudication	\$0	\$76,330	\$11,565	\$0	\$1,266	\$89,161
Insurance Administration	\$0	\$64,435	\$14,679	\$0	\$2,788	\$81,902
Congestion & Environmental	\$0	\$6,840	\$3,984	\$0	\$2,662	\$13,486
Property Damage & Loss	\$0	\$59,740	\$28,584	\$0	\$11,382	\$99,706
Subtotal (Monetary Cost)	\$0	\$777,845	\$145,404	\$0	\$27,738	\$950,987
Quality of Life	\$0	\$4,079,510	\$653,508	\$0	\$72,786	\$4,805,804
<b>Total (Comprehensive Cost)</b>	<b>\$0</b>	<b>\$4,857,355</b>	<b>\$798,912</b>	<b>\$0</b>	<b>\$100,524</b>	<b>\$5,756,791</b>

**Crash Casualties**



**Crash Costs**



# Alpena County Bicycle Crashes

Injury Severity	Bicyclist Crash Victims	Bicyclist Victim Costs
Fatal	0	\$0
Serious Injury	3	\$2,804,862
Moderate Injury	1	\$198,046
Minor Injury	3	\$380,676
Property Damage Only	2	\$27,352
<b>Total</b>	<b>9</b>	<b>\$3,410,936</b>
Average cost of crash casualty	\$378,993	

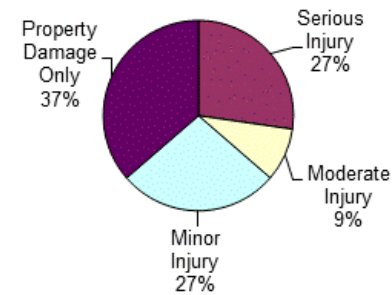
Injury Severity	Non-bicyclist Crash Victims	Non-bicyclist Victim Costs
Fatal	0	\$0
Serious Injury	0	\$0
Moderate Injury	0	\$0
Minor Injury	0	\$0
Property Damage Only	2	\$17,898
<b>Total</b>	<b>2</b>	<b>\$17,898</b>
Average cost of crash casualty	\$8,949	

	Fatal	Serious Injury	Moderate Injury	Minor Injury	Property Damage Only	Total
Medical Care	\$0	\$121,584	\$6,899	\$12,816	\$928	\$142,227
Work Loss	\$0	\$227,586	\$14,235	\$25,053	\$1,658	\$268,532
Public Services	\$0	\$1,014	\$180	\$465	\$42	\$1,701
Adjudication	\$0	\$46,419	\$2,832	\$5,076	\$346	\$54,673
Insurance Administration	\$0	\$52,911	\$3,924	\$7,311	\$496	\$64,642
Congestion & Environmental	\$0	\$4,128	\$1,316	\$3,774	\$356	\$9,574
Property Damage & Loss	\$0	\$750	\$248	\$714	\$68	\$1,780
Subtotal (Monetary Cost)	\$0	\$454,392	\$29,634	\$55,209	\$3,894	\$543,129
Quality of Life	\$0	\$2,350,470	\$168,412	\$325,467	\$23,458	\$2,867,807
<b>Total (Comprehensive Cost)</b>	<b>\$0</b>	<b>\$2,804,862</b>	<b>\$198,046</b>	<b>\$380,676</b>	<b>\$27,352</b>	<b>\$3,410,936</b>

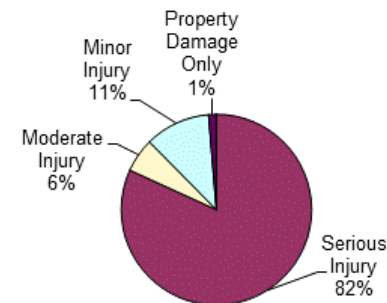
	Fatal	Serious Injury	Moderate Injury	Minor Injury	Property Damage Only	Total
Medical Care	\$0	\$0	\$0	\$0	\$368	\$368
Work Loss	\$0	\$0	\$0	\$0	\$810	\$810
Public Services	\$0	\$0	\$0	\$0	\$96	\$96
Adjudication	\$0	\$0	\$0	\$0	\$128	\$128
Insurance Administration	\$0	\$0	\$0	\$0	\$764	\$764
Congestion & Environmental	\$0	\$0	\$0	\$0	\$3,570	\$3,570
Property Damage & Loss	\$0	\$0	\$0	\$0	\$4,934	\$4,934
Subtotal (Monetary Cost)	\$0	\$0	\$0	\$0	\$10,670	\$10,670
Quality of Life	\$0	\$0	\$0	\$0	\$7,228	\$7,228
<b>Total (Comprehensive Cost)</b>	<b>\$0</b>	<b>\$0</b>	<b>\$0</b>	<b>\$0</b>	<b>\$17,898</b>	<b>\$17,898</b>

	Fatal	Serious Injury	Moderate Injury	Minor Injury	Property Damage Only	Total
Medical Care	\$0	\$121,584	\$6,899	\$12,816	\$1,296	\$142,595
Work Loss	\$0	\$227,586	\$14,235	\$25,053	\$2,468	\$269,342
Public Services	\$0	\$1,014	\$180	\$465	\$138	\$1,797
Adjudication	\$0	\$46,419	\$2,832	\$5,076	\$474	\$54,801
Insurance Administration	\$0	\$52,911	\$3,924	\$7,311	\$1,260	\$65,406
Congestion & Environmental	\$0	\$4,128	\$1,316	\$3,774	\$3,926	\$13,144
Property Damage & Loss	\$0	\$750	\$248	\$714	\$5,002	\$6,714
Subtotal (Monetary Cost)	\$0	\$454,392	\$29,634	\$55,209	\$14,564	\$553,799
Quality of Life	\$0	\$2,350,470	\$168,412	\$325,467	\$30,686	\$2,875,035
<b>Total (Comprehensive Cost)</b>	<b>\$0</b>	<b>\$2,804,862</b>	<b>\$198,046</b>	<b>\$380,676</b>	<b>\$45,250</b>	<b>\$3,428,834</b>

Crash Casualties



Crash Costs





# Alpena County Pedestrian Crashes

Injury Severity	Pedestrian Crash Victims	Pedestrian Victim Costs
Fatal	0	\$0
Serious Injury	0	\$0
Moderate Injury	1	\$246,610
Minor Injury	3	\$466,806
Property Damage Only	2	\$31,856
<b>Total</b>	<b>6</b>	<b>\$745,272</b>
Average cost of crash casualty	\$124,212	

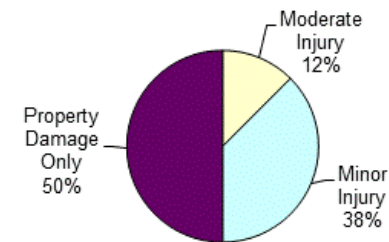
Injury Severity	Non-pedestrian Crash Victims	Non-pedestrian Victim Costs
Fatal	0	\$0
Serious Injury	0	\$0
Moderate Injury	0	\$0
Minor Injury	0	\$0
Property Damage Only	2	\$12,964
<b>Total</b>	<b>2</b>	<b>\$12,964</b>
Average cost of crash casualty	\$6,482	

	Fatal	Serious Injury	Moderate Injury	Minor Injury	Property Damage Only	Total
Medical Care	\$0	\$0	\$9,133	\$16,392	\$1,116	\$26,641
Work Loss	\$0	\$0	\$15,532	\$26,850	\$1,672	\$44,054
Public Services	\$0	\$0	\$180	\$465	\$42	\$687
Adjudication	\$0	\$0	\$3,312	\$5,802	\$374	\$9,488
Insurance Administration	\$0	\$0	\$4,514	\$8,187	\$522	\$13,223
Congestion & Environmental	\$0	\$0	\$1,316	\$3,774	\$356	\$5,446
Subtotal (Monetary Cost)	\$0	\$0	\$33,987	\$61,470	\$4,082	\$99,539
Quality of Life	\$0	\$0	\$212,623	\$405,336	\$27,774	\$645,733
<b>Total (Comprehensive Cost)</b>	<b>\$0</b>	<b>\$0</b>	<b>\$246,610</b>	<b>\$466,806</b>	<b>\$31,856</b>	<b>\$745,272</b>

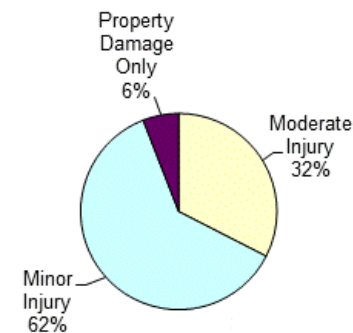
	Fatal	Serious Injury	Moderate Injury	Minor Injury	Property Damage Only	Total
Medical Care	\$0	\$0	\$0	\$0	\$368	\$368
Work Loss	\$0	\$0	\$0	\$0	\$810	\$810
Public Services	\$0	\$0	\$0	\$0	\$96	\$96
Adjudication	\$0	\$0	\$0	\$0	\$128	\$128
Insurance Administration	\$0	\$0	\$0	\$0	\$764	\$764
Congestion & Environmental	\$0	\$0	\$0	\$0	\$3,570	\$3,570
Subtotal (Monetary Cost)	\$0	\$0	\$0	\$0	\$5,736	\$5,736
Quality of Life	\$0	\$0	\$0	\$0	\$7,228	\$7,228
<b>Total (Comprehensive Cost)</b>	<b>\$0</b>	<b>\$0</b>	<b>\$0</b>	<b>\$0</b>	<b>\$12,964</b>	<b>\$12,964</b>

	Fatal	Serious Injury	Moderate Injury	Minor Injury	Property Damage Only	Total
Medical Care	\$0	\$0	\$9,133	\$16,392	\$1,484	\$27,009
Work Loss	\$0	\$0	\$15,532	\$26,850	\$2,482	\$44,864
Public Services	\$0	\$0	\$180	\$465	\$138	\$783
Adjudication	\$0	\$0	\$3,312	\$5,802	\$502	\$9,616
Insurance Administration	\$0	\$0	\$4,514	\$8,187	\$1,286	\$13,987
Congestion & Environmental	\$0	\$0	\$1,316	\$3,774	\$3,926	\$9,016
Subtotal (Monetary Cost)	\$0	\$0	\$33,987	\$61,470	\$9,818	\$105,275
Quality of Life	\$0	\$0	\$212,623	\$405,336	\$35,002	\$652,961
<b>Total (Comprehensive Cost)</b>	<b>\$0</b>	<b>\$0</b>	<b>\$246,610</b>	<b>\$466,806</b>	<b>\$44,820</b>	<b>\$758,236</b>

Crash Casualties



Crash Costs



# Antrim County Traffic Crashes and Crime

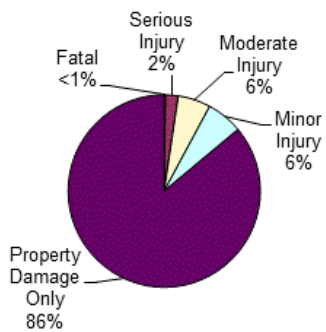
Crash Casualty Severity	Crash Casualties	Crash Costs
Fatal	2	\$20,789,166
Serious Injury	22	\$20,586,368
Moderate Injury	56	\$10,888,248
Minor Injury	62	\$6,242,780
Property Damage Only	876	\$7,839,324
<b>Total</b>	<b>1,018</b>	<b>\$66,345,886</b>
Average cost of crash casualty		\$65,173

Index Crime Category	Number of Crimes	Crime Costs
Murder	0	\$0
Rape	16	\$9,048,048
Aggravated Assault	21	\$977,508
Robbery	0	\$0
Larceny	82	\$351,042
Burglary	21	\$89,481
Motor Vehicle Theft	8	\$82,408
<b>Total</b>	<b>148</b>	<b>\$10,548,487</b>
Average cost of index crime		\$71,274

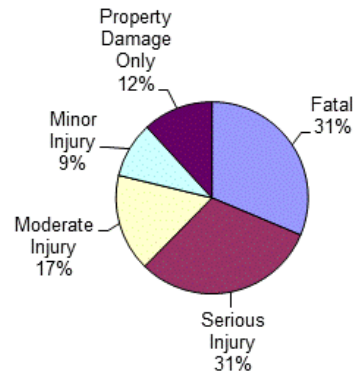
Costs of Crashes in Antrim County (2021 dollars)						
	Fatal	Serious Injury	Moderate Injury	Minor Injury	Property Damage Only	Total
Medical Care	\$33,920	\$881,738	\$394,296	\$223,572	\$161,184	\$1,694,710
Work Loss	\$2,614,102	\$1,517,560	\$736,960	\$402,318	\$354,780	\$5,625,720
Public Services	\$2,180	\$7,326	\$9,408	\$7,440	\$42,048	\$68,402
Adjudication & Sanctioning	\$259,258	\$321,288	\$151,536	\$83,452	\$56,064	\$871,598
Insurance Administration	\$68,574	\$274,318	\$216,552	\$141,174	\$334,632	\$1,035,250
Congestion & Environmental	\$14,664	\$39,710	\$99,344	\$110,112	\$1,563,660	\$1,827,490
Property Damage & Loss	\$31,216	\$273,504	\$520,912	\$432,202	\$2,161,092	\$3,418,926
<b>Subtotal (Monetary Cost)</b>	<b>\$3,023,914</b>	<b>\$3,315,444</b>	<b>\$2,129,008</b>	<b>\$1,400,270</b>	<b>\$4,673,460</b>	<b>\$14,542,096</b>
Quality of Life	\$17,765,252	\$17,270,924	\$8,759,240	\$4,842,510	\$3,165,864	\$51,803,790
<b>Total (Comprehensive Cost)</b>	<b>\$20,789,166</b>	<b>\$20,586,368</b>	<b>\$10,888,248</b>	<b>\$6,242,780</b>	<b>\$7,839,324</b>	<b>\$66,345,886</b>

Costs of Index Crimes in Antrim County (2021 dollars)								
	Murder	Rape	Aggravated Assault	Robbery	Larceny	Burglary	Motor Vehicle Theft	Total
Medical Care	\$0	\$53,984	\$44,415	\$0	\$0	\$0	\$0	\$98,399
Mental Health	\$0	\$105,360	\$8,568	\$0	\$0	\$0	\$0	\$113,928
Work Loss	\$0	\$114,032	\$47,796	\$0	\$2,542	\$819	\$936	\$166,125
Public Services	\$0	\$12,176	\$51,219	\$0	\$43,214	\$7,602	\$3,640	\$117,851
Adjudication & Sanctioning	\$0	\$723,808	\$125,895	\$0	\$212,790	\$16,191	\$15,920	\$1,094,604
Property Damage & Loss	\$0	\$3,024	\$1,764	\$0	\$92,496	\$64,869	\$61,912	\$224,065
<b>Subtotal (Monetary Cost)</b>	<b>\$0</b>	<b>\$1,012,384</b>	<b>\$279,657</b>	<b>\$0</b>	<b>\$351,042</b>	<b>\$89,481</b>	<b>\$82,408</b>	<b>\$1,814,972</b>
Quality of Life	\$0	\$8,035,664	\$697,851	\$0	\$0	\$0	\$0	\$8,733,515
<b>Total (Comprehensive Costs)</b>	<b>\$0</b>	<b>\$9,048,048</b>	<b>\$977,508</b>	<b>\$0</b>	<b>\$351,042</b>	<b>\$89,481</b>	<b>\$82,408</b>	<b>\$10,548,487</b>

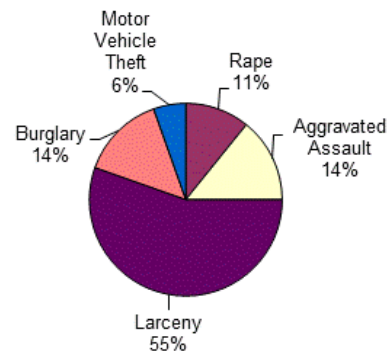
Crash Casualties



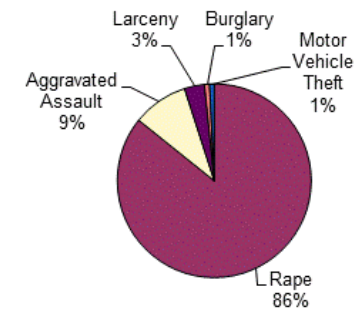
Crash Costs



Index Crimes



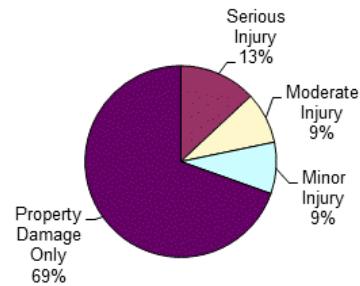
Index Crime Costs



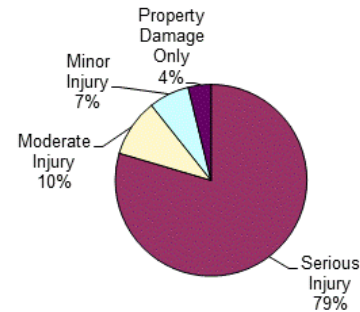
# Antrim County Alcohol-Involved Crashes

Crash Casualty Severity	Crash Casualties	Crash Costs
Fatal	0	\$0
Serious Injury	3	\$3,125,622
Moderate Injury	2	\$382,822
Minor Injury	2	\$268,602
Property Damage Only	16	\$151,584
<b>Total</b>	<b>23</b>	<b>\$3,928,630</b>
Average cost of crash casualty		\$170,810

Crash Casualties



Crash Costs

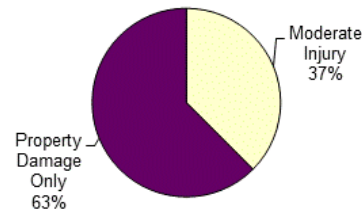


Costs of Alcohol-Involved Crashes in Antrim County (2021 dollars)						
	Fatal	Serious Injury	Moderate Injury	Minor Injury	Property Damage Only	Total
Medical Care	\$0	\$133,932	\$13,092	\$8,632	\$3,360	\$159,016
Work Loss	\$0	\$224,997	\$24,678	\$15,294	\$6,992	\$271,961
Public Services	\$0	\$1,029	\$332	\$258	\$784	\$2,403
Adjudication & Sanctioning	\$0	\$49,800	\$5,498	\$3,410	\$1,312	\$60,020
Insurance Administration	\$0	\$41,163	\$8,692	\$5,964	\$6,960	\$62,779
Congestion & Environmental	\$0	\$5,421	\$3,546	\$28,368	\$28,560	\$65,895
Property Damage & Loss	\$0	\$37,800	\$18,812	\$15,588	\$40,800	\$113,000
<b>Subtotal (Monetary Cost)</b>	<b>\$0</b>	<b>\$494,142</b>	<b>\$74,650</b>	<b>\$77,514</b>	<b>\$88,768</b>	<b>\$735,074</b>
Quality of Life	\$0	\$2,631,480	\$308,172	\$191,088	\$62,816	\$3,193,556
<b>Total (Comprehensive Cost)</b>	<b>\$0</b>	<b>\$3,125,622</b>	<b>\$382,822</b>	<b>\$268,602</b>	<b>\$151,584</b>	<b>\$3,928,630</b>

# Antrim County Drug-Involved Crashes

Crash Casualty Severity	Crash Casualties	Crash Costs
Fatal	0	\$0
Serious Injury	0	\$0
Moderate Injury	3	\$1,352,361
Minor Injury	0	\$0
Property Damage Only	5	\$79,385
<b>Total</b>	<b>8</b>	<b>\$1,431,746</b>
Average cost of crash casualty	\$178,968	

Crash Casualties



Crash Costs

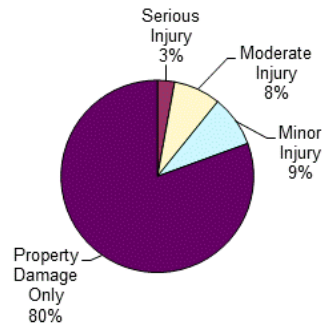


Costs of Drug-Involved Crashes in Antrim County (2021 dollars)						
	Fatal	Serious Injury	Moderate Injury	Minor Injury	Property Damage Only	Total
Medical Care	\$0	\$0	\$49,428	\$0	\$2,085	\$51,513
Work Loss	\$0	\$0	\$94,518	\$0	\$4,310	\$98,828
Public Services	\$0	\$0	\$675	\$0	\$265	\$940
Adjudication & Sanctioning	\$0	\$0	\$20,244	\$0	\$880	\$21,124
Insurance Administration	\$0	\$0	\$23,322	\$0	\$2,815	\$26,137
Congestion & Environmental	\$0	\$0	\$5,352	\$0	\$8,925	\$14,277
Property Damage & Loss	\$0	\$0	\$31,875	\$0	\$13,585	\$45,460
<b>Subtotal (Monetary Cost)</b>	<b>\$0</b>	<b>\$0</b>	<b>\$225,414</b>	<b>\$0</b>	<b>\$32,865</b>	<b>\$258,279</b>
Quality of Life	\$0	\$0	\$1,126,947	\$0	\$46,520	\$1,173,467
<b>Total (Comprehensive Cost)</b>	<b>\$0</b>	<b>\$0</b>	<b>\$1,352,361</b>	<b>\$0</b>	<b>\$79,385</b>	<b>\$1,431,746</b>

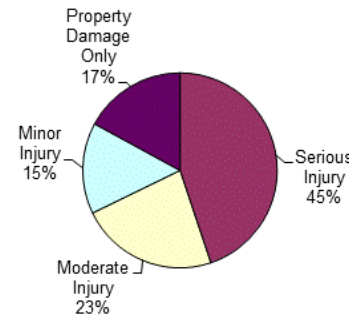
# Antrim County Young Driver Crashes (<21)

Crash Casualty Severity	Crash Casualties	Crash Costs
Fatal	0	\$0
Serious Injury	4	\$3,004,908
Moderate Injury	11	\$1,535,391
Minor Injury	12	\$1,012,488
Property Damage Only	112	\$1,144,528
<b>Total</b>	<b>139</b>	<b>\$6,697,315</b>
Average cost of crash casualty		\$48,182

Crash Casualties



Crash Costs

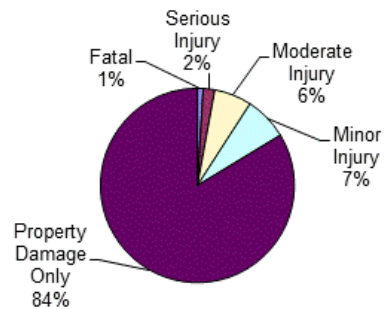


Costs of Young Driver Crashes in Antrim County (2021 dollars)						
	Fatal	Serious Injury	Moderate Injury	Minor Injury	Property Damage Only	Total
Medical Care	\$0	\$126,784	\$52,888	\$37,596	\$26,208	\$243,476
Work Loss	\$0	\$216,028	\$101,574	\$66,372	\$53,088	\$437,062
Public Services	\$0	\$1,184	\$1,749	\$1,452	\$5,712	\$10,097
Adjudication	\$0	\$45,916	\$20,713	\$13,872	\$8,960	\$89,461
Insurance Administration	\$0	\$41,232	\$35,002	\$25,092	\$48,048	\$149,374
Congestion & Environmental	\$0	\$7,196	\$19,503	\$21,276	\$199,920	\$247,895
Property Damage & Loss	\$0	\$46,684	\$99,847	\$86,952	\$298,592	\$532,075
<b>Subtotal (Monetary Cost)</b>	<b>\$0</b>	<b>\$485,024</b>	<b>\$331,276</b>	<b>\$252,612</b>	<b>\$640,528</b>	<b>\$1,709,440</b>
Quality of Life	\$0	\$2,519,884	\$1,204,115	\$759,876	\$504,000	\$4,987,875
<b>Total (Comprehensive Cost)</b>	<b>\$0</b>	<b>\$3,004,908</b>	<b>\$1,535,391</b>	<b>\$1,012,488</b>	<b>\$1,144,528</b>	<b>\$6,697,315</b>

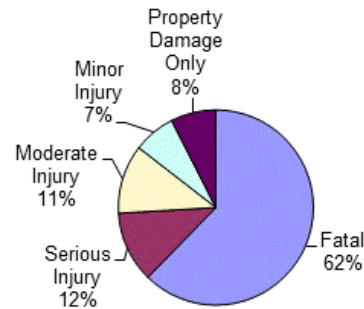
# Antrim County Older Driver Crashes (65+)

Crash Casualty Severity	Crash Casualties	Crash Costs
Fatal	2	\$20,789,166
Serious Injury	4	\$3,924,872
Moderate Injury	13	\$3,813,212
Minor Injury	15	\$2,339,355
Property Damage Only	174	\$2,499,510
<b>Total</b>	<b>208</b>	<b>\$33,366,115</b>
Average cost of crash casualty	\$160,414	

Crash Casualties



Crash Costs

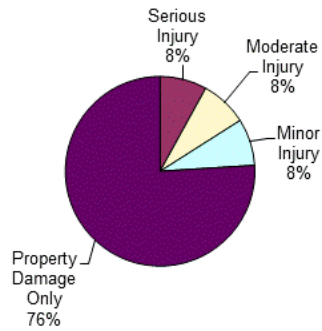


Costs of Older Driver Crashes in Antrim County (2021 dollars)						
	Fatal	Serious Injury	Moderate Injury	Minor Injury	Property Damage Only	Total
Medical Care	\$33,920	\$164,280	\$137,748	\$84,165	\$68,034	\$488,147
Work Loss	\$2,614,102	\$284,436	\$262,288	\$156,870	\$127,890	\$3,445,586
Public Services	\$2,180	\$1,356	\$2,470	\$2,085	\$9,396	\$17,487
Adjudication	\$259,258	\$60,064	\$53,560	\$32,205	\$23,664	\$428,751
Insurance Administration	\$68,574	\$53,120	\$67,665	\$46,560	\$89,436	\$325,355
Congestion & Environmental	\$14,664	\$7,220	\$23,140	\$26,655	\$310,416	\$382,095
Property Damage & Loss	\$31,216	\$52,060	\$125,359	\$114,660	\$499,728	\$823,023
<b>Subtotal (Monetary Cost)</b>	<b>\$3,023,914</b>	<b>\$622,536</b>	<b>\$672,230</b>	<b>\$463,200</b>	<b>\$1,128,564</b>	<b>\$5,910,444</b>
Quality of Life	\$17,765,252	\$3,302,336	\$3,140,982	\$1,876,155	\$1,370,946	\$27,455,671
<b>Total (Comprehensive Cost)</b>	<b>\$20,789,166</b>	<b>\$3,924,872</b>	<b>\$3,813,212</b>	<b>\$2,339,355</b>	<b>\$2,499,510</b>	<b>\$33,366,115</b>

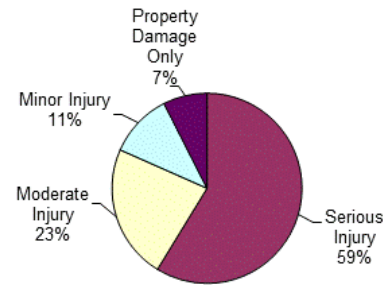
# Antrim County Medium/Large Truck Crashes

Crash Casualty Severity	Crash Casualties	Crash Costs
Fatal	0	\$0
Serious Injury	2	\$1,746,280
Moderate Injury	2	\$679,488
Minor Injury	2	\$323,968
Property Damage Only	19	\$222,205
<b>Total</b>	<b>25</b>	<b>\$2,971,941</b>
Average cost of crash casualty		\$118,878

Crash Casualties



Crash Costs



Costs of Medium/Large Truck Crashes in Antrim County (2021 dollars)						
	Fatal	Serious Injury	Moderate Injury	Minor Injury	Property Damage Only	Total
Medical Care	\$0	\$80,962	\$34,530	\$15,834	\$6,897	\$138,223
Work Loss	\$0	\$250,788	\$106,756	\$45,664	\$55,347	\$458,555
Public Services	\$0	\$642	\$350	\$384	\$893	\$2,269
Adjudication	\$0	\$29,022	\$5,668	\$3,004	\$3,021	\$40,715
Insurance Administration	\$0	\$22,798	\$7,300	\$4,460	\$10,412	\$44,970
Congestion & Environmental	\$0	\$3,734	\$3,670	\$3,674	\$35,093	\$46,171
Property Damage & Loss	\$0	\$21,446	\$16,426	\$12,510	\$54,720	\$105,102
<b>Subtotal (Monetary Cost)</b>	<b>\$0</b>	<b>\$409,392</b>	<b>\$174,700</b>	<b>\$85,530</b>	<b>\$166,383</b>	<b>\$836,005</b>
Quality of Life	\$0	\$1,336,888	\$504,788	\$238,438	\$55,822	\$2,135,936
<b>Total (Comprehensive Cost)</b>	<b>\$0</b>	<b>\$1,746,280</b>	<b>\$679,488</b>	<b>\$323,968</b>	<b>\$222,205</b>	<b>\$2,971,941</b>

# Antrim County Motorcycle Crashes

Injury Severity	Motorcyclist Crash Victims	Motorcyclist Victim Costs
Fatal	2	\$21,458,136
Serious Injury	2	\$1,942,942
Moderate Injury	4	\$1,065,216
Minor Injury	2	\$467,238
Property Damage Only	6	\$301,572
<b>Total</b>	<b>16</b>	<b>\$25,235,104</b>
Average cost of crash casualty		\$1,577,194

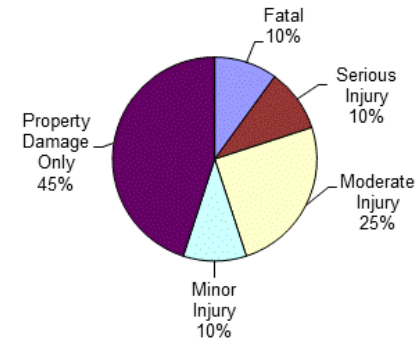
Injury Severity	Non-motorcyclist Crash Victims	Non-motorcyclist Victim Costs
Fatal	0	\$0
Serious Injury	0	\$0
Moderate Injury	1	\$194,433
Minor Injury	0	\$0
Property Damage Only	3	\$17,811
<b>Total</b>	<b>4</b>	<b>\$212,244</b>
Average cost of crash casualty		\$53,061

Motorcyclist Victim Costs in Motorcycle Crashes in Antrim County (2021 dollars)						
	Fatal	Serious Injury	Moderate Injury	Minor Injury	Property Damage Only	Total
Medical Care	\$39,360	\$80,964	\$37,956	\$16,620	\$9,324	\$184,224
Work Loss	\$2,955,754	\$146,558	\$76,728	\$33,602	\$19,086	\$3,231,728
Public Services	\$2,180	\$678	\$772	\$370	\$510	\$4,510
Adjudication	\$259,258	\$30,532	\$15,420	\$6,756	\$3,798	\$315,764
Insurance Administration	\$64,976	\$25,774	\$19,572	\$8,866	\$8,364	\$127,552
Congestion & Environmental	\$14,664	\$2,736	\$5,312	\$2,656	\$7,986	\$33,354
Property Damage & Loss	\$44,606	\$23,896	\$38,112	\$18,536	\$34,146	\$159,296
<b>Subtotal (Monetary Cost)</b>	<b>\$3,380,798</b>	<b>\$311,138</b>	<b>\$193,872</b>	<b>\$87,406</b>	<b>\$83,214</b>	<b>\$4,056,428</b>
Quality of Life	\$18,077,338	\$1,631,804	\$871,344	\$379,832	\$218,358	\$21,178,676
<b>Total (Comprehensive Cost)</b>	<b>\$21,458,136</b>	<b>\$1,942,942</b>	<b>\$1,065,216</b>	<b>\$467,238</b>	<b>\$301,572</b>	<b>\$25,235,104</b>

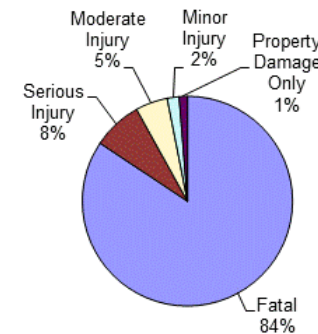
Non-motorcyclist Victim Costs in Motorcycle Crashes in Antrim County (2021 dollars)						
	Fatal	Serious Injury	Moderate Injury	Minor Injury	Property Damage Only	Total
Medical Care	\$0	\$0	\$7,041	\$0	\$0	\$7,041
Work Loss	\$0	\$0	\$13,160	\$0	\$369	\$13,529
Public Services	\$0	\$0	\$168	\$0	\$75	\$243
Adjudication	\$0	\$0	\$2,706	\$0	\$0	\$2,706
Insurance Administration	\$0	\$0	\$3,867	\$0	\$1,302	\$5,169
Congestion & Environmental	\$0	\$0	\$1,774	\$0	\$5,361	\$7,135
Property Damage & Loss	\$0	\$0	\$9,302	\$0	\$10,704	\$20,006
<b>Subtotal (Monetary Cost)</b>	<b>\$0</b>	<b>\$0</b>	<b>\$38,018</b>	<b>\$0</b>	<b>\$17,811</b>	<b>\$55,829</b>
Quality of Life	\$0	\$0	\$156,415	\$0	\$0	\$156,415
<b>Total (Comprehensive Cost)</b>	<b>\$0</b>	<b>\$0</b>	<b>\$194,433</b>	<b>\$0</b>	<b>\$17,811</b>	<b>\$212,244</b>

Costs of Motorcycle Crashes in Antrim County (2021 dollars)						
	Fatal	Serious Injury	Moderate Injury	Minor Injury	Property Damage Only	Total
Medical Care	\$39,360	\$80,964	\$44,997	\$16,620	\$9,324	\$191,265
Work Loss	\$2,955,754	\$146,558	\$89,888	\$33,602	\$19,455	\$3,245,257
Public Services	\$2,180	\$678	\$940	\$370	\$585	\$4,753
Adjudication	\$259,258	\$30,532	\$18,126	\$6,756	\$3,798	\$318,470
Insurance Administration	\$64,976	\$25,774	\$23,439	\$8,866	\$9,666	\$132,721
Congestion & Environmental	\$14,664	\$2,736	\$7,086	\$2,656	\$13,347	\$40,489
Property Damage & Loss	\$44,606	\$23,896	\$47,414	\$18,536	\$44,850	\$179,302
<b>Subtotal (Monetary Cost)</b>	<b>\$3,380,798</b>	<b>\$311,138</b>	<b>\$231,890</b>	<b>\$87,406</b>	<b>\$101,025</b>	<b>\$4,112,257</b>
Quality of Life	\$18,077,338	\$1,631,804	\$1,027,759	\$379,832	\$218,358	\$21,335,091
<b>Total (Comprehensive Cost)</b>	<b>\$21,458,136</b>	<b>\$1,942,942</b>	<b>\$1,259,649</b>	<b>\$467,238</b>	<b>\$319,383</b>	<b>\$25,447,348</b>

Crash Casualties



Crash Costs





# Antrim County Bicycle Crashes

Injury Severity	Bicyclist Crash Victims	Bicyclist Victim Costs
Fatal	0	\$0
Serious Injury	0	\$0
Moderate Injury	1	\$198,046
Minor Injury	0	\$0
Property Damage Only	0	\$0
<b>Total</b>	<b>1</b>	<b>\$198,046</b>
Average cost of crash casualty		\$198,046

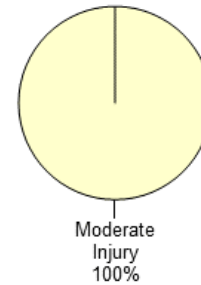
Injury Severity	Non-bicyclist Crash Victims	Non-bicyclist Victim Costs
Fatal	0	\$0
Serious Injury	0	\$0
Moderate Injury	1	\$194,433
Minor Injury	0	\$0
Property Damage Only	0	\$0
<b>Total</b>	<b>1</b>	<b>\$194,433</b>
Average cost of crash casualty		\$194,433

Bicyclist Victim Costs in Bicycle Crashes in Antrim County (2021 dollars)						
	Fatal	Serious Injury	Moderate Injury	Minor Injury	Property Damage Only	Total
Medical Care	\$0	\$0	\$6,899	\$0	\$0	\$6,899
Work Loss	\$0	\$0	\$14,235	\$0	\$0	\$14,235
Public Services	\$0	\$0	\$180	\$0	\$0	\$180
Adjudication	\$0	\$0	\$2,832	\$0	\$0	\$2,832
Insurance Administration	\$0	\$0	\$3,924	\$0	\$0	\$3,924
Congestion & Environmental	\$0	\$0	\$1,316	\$0	\$0	\$1,316
Property Damage & Loss	\$0	\$0	\$248	\$0	\$0	\$248
Subtotal (Monetary Cost)	\$0	\$0	\$29,634	\$0	\$0	\$29,634
Quality of Life	\$0	\$0	\$168,412	\$0	\$0	\$168,412
<b>Total (Comprehensive Cost)</b>	<b>\$0</b>	<b>\$0</b>	<b>\$198,046</b>	<b>\$0</b>	<b>\$0</b>	<b>\$198,046</b>

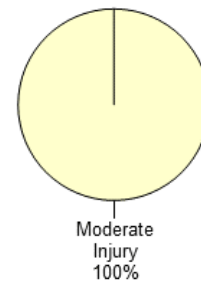
Non-bicyclist Victim Costs in Bicycle Crashes in Antrim County (2021 dollars)						
	Fatal	Serious Injury	Moderate Injury	Minor Injury	Property Damage Only	Total
Medical Care	\$0	\$0	\$7,041	\$0	\$0	\$7,041
Work Loss	\$0	\$0	\$13,160	\$0	\$0	\$13,160
Public Services	\$0	\$0	\$168	\$0	\$0	\$168
Adjudication	\$0	\$0	\$2,706	\$0	\$0	\$2,706
Insurance Administration	\$0	\$0	\$3,867	\$0	\$0	\$3,867
Congestion & Environmental	\$0	\$0	\$1,774	\$0	\$0	\$1,774
Property Damage & Loss	\$0	\$0	\$9,302	\$0	\$0	\$9,302
Subtotal (Monetary Cost)	\$0	\$0	\$38,018	\$0	\$0	\$38,018
Quality of Life	\$0	\$0	\$156,415	\$0	\$0	\$156,415
<b>Total (Comprehensive Cost)</b>	<b>\$0</b>	<b>\$0</b>	<b>\$194,433</b>	<b>\$0</b>	<b>\$0</b>	<b>\$194,433</b>

Costs of Bicycle Crashes in Antrim County (2021 dollars)						
	Fatal	Serious Injury	Moderate Injury	Minor Injury	Property Damage Only	Total
Medical Care	\$0	\$0	\$13,940	\$0	\$0	\$13,940
Work Loss	\$0	\$0	\$27,395	\$0	\$0	\$27,395
Public Services	\$0	\$0	\$348	\$0	\$0	\$348
Adjudication	\$0	\$0	\$5,538	\$0	\$0	\$5,538
Insurance Administration	\$0	\$0	\$7,791	\$0	\$0	\$7,791
Congestion & Environmental	\$0	\$0	\$3,090	\$0	\$0	\$3,090
Property Damage & Loss	\$0	\$0	\$9,550	\$0	\$0	\$9,550
Subtotal (Monetary Cost)	\$0	\$0	\$67,652	\$0	\$0	\$67,652
Quality of Life	\$0	\$0	\$324,827	\$0	\$0	\$324,827
<b>Total (Comprehensive Cost)</b>	<b>\$0</b>	<b>\$0</b>	<b>\$392,479</b>	<b>\$0</b>	<b>\$0</b>	<b>\$392,479</b>

Crash Casualties



Crash Costs



# Antrim County Pedestrian Crashes

Injury Severity	Pedestrian Crash Victims	Pedestrian Victim Costs
Fatal	0	\$0
Serious Injury	2	\$2,127,598
Moderate Injury	0	\$0
Minor Injury	1	\$155,602
Property Damage Only	0	\$0
<b>Total</b>	<b>3</b>	<b>\$2,283,200</b>
Average cost of crash casualty	\$761,067	

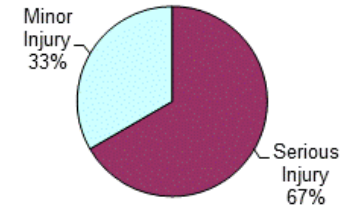
Injury Severity	Non-pedestrian Crash Victims	Non-pedestrian Victim Costs
Fatal	0	\$0
Serious Injury	0	\$0
Moderate Injury	0	\$0
Minor Injury	0	\$0
Property Damage Only	0	\$0
<b>Total</b>	<b>0</b>	<b>\$0</b>
Average cost of crash casualty	\$0	

	Fatal	Serious Injury	Moderate Injury	Minor Injury	Property Damage Only	Total
Medical Care	\$0	\$96,594	\$0	\$5,464	\$0	\$102,058
Work Loss	\$0	\$155,850	\$0	\$8,950	\$0	\$164,800
Public Services	\$0	\$676	\$0	\$155	\$0	\$831
Adjudication	\$0	\$33,866	\$0	\$1,934	\$0	\$35,800
Insurance Administration	\$0	\$38,896	\$0	\$2,729	\$0	\$41,625
Congestion & Environmental	\$0	\$2,752	\$0	\$1,258	\$0	\$4,010
Subtotal (Monetary Cost)	\$0	\$328,634	\$0	\$20,490	\$0	\$349,124
Quality of Life	\$0	\$1,798,964	\$0	\$135,112	\$0	\$1,934,076
<b>Total (Comprehensive Cost)</b>	<b>\$0</b>	<b>\$2,127,598</b>	<b>\$0</b>	<b>\$155,602</b>	<b>\$0</b>	<b>\$2,283,200</b>

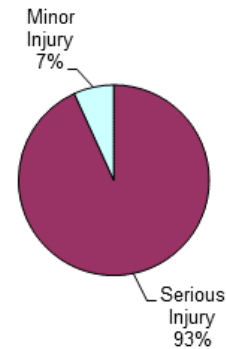
	Fatal	Serious Injury	Moderate Injury	Minor Injury	Property Damage Only	Total
Medical Care	\$0	\$0	\$0	\$0	\$0	\$0
Work Loss	\$0	\$0	\$0	\$0	\$0	\$0
Public Services	\$0	\$0	\$0	\$0	\$0	\$0
Adjudication	\$0	\$0	\$0	\$0	\$0	\$0
Insurance Administration	\$0	\$0	\$0	\$0	\$0	\$0
Congestion & Environmental	\$0	\$0	\$0	\$0	\$0	\$0
Subtotal (Monetary Cost)	\$0	\$0	\$0	\$0	\$0	\$0
Quality of Life	\$0	\$0	\$0	\$0	\$0	\$0
<b>Total (Comprehensive Cost)</b>	<b>\$0</b>	<b>\$0</b>	<b>\$0</b>	<b>\$0</b>	<b>\$0</b>	<b>\$0</b>

	Fatal	Serious Injury	Moderate Injury	Minor Injury	Property Damage Only	Total
Medical Care	\$0	\$96,594	\$0	\$5,464	\$0	\$102,058
Work Loss	\$0	\$155,850	\$0	\$8,950	\$0	\$164,800
Public Services	\$0	\$676	\$0	\$155	\$0	\$831
Adjudication	\$0	\$33,866	\$0	\$1,934	\$0	\$35,800
Insurance Administration	\$0	\$38,896	\$0	\$2,729	\$0	\$41,625
Congestion & Environmental	\$0	\$2,752	\$0	\$1,258	\$0	\$4,010
Subtotal (Monetary Cost)	\$0	\$328,634	\$0	\$20,490	\$0	\$349,124
Quality of Life	\$0	\$1,798,964	\$0	\$135,112	\$0	\$1,934,076
<b>Total (Comprehensive Cost)</b>	<b>\$0</b>	<b>\$2,127,598</b>	<b>\$0</b>	<b>\$155,602</b>	<b>\$0</b>	<b>\$2,283,200</b>

Crash Casualties



Crash Costs



# Arenac County Traffic Crashes and Crime

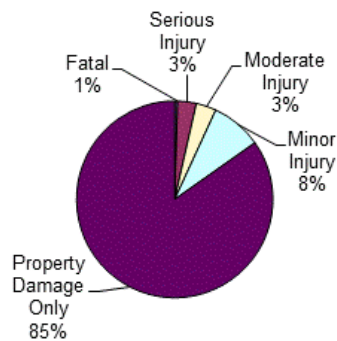
Crash Casualty Severity	Crash Casualties	Crash Costs
Fatal	4	\$41,578,332
Serious Injury	27	\$25,265,088
Moderate Injury	29	\$5,638,557
Minor Injury	73	\$7,350,370
Property Damage Only	740	\$6,622,260
<b>Total</b>	<b>873</b>	<b>\$86,454,607</b>
Average cost of crash casualty		\$99,032

Index Crime Category	Number of Crimes	Crime Costs
Murder	2	\$19,818,778
Rape	5	\$2,827,515
Aggravated Assault	21	\$977,508
Robbery	0	\$0
Larceny	48	\$205,488
Burglary	28	\$119,308
Motor Vehicle Theft	9	\$92,709
<b>Total</b>	<b>113</b>	<b>\$24,041,306</b>
Average cost of index crime		\$212,755

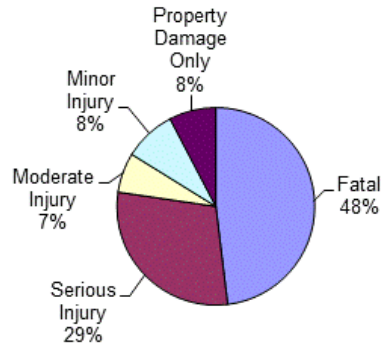
Costs of Crashes in Arenac County (2021 dollars)						
	Fatal	Serious Injury	Moderate Injury	Minor Injury	Property Damage Only	Total
Medical Care	\$67,840	\$1,082,133	\$204,189	\$263,238	\$136,160	\$1,753,560
Work Loss	\$5,228,204	\$1,862,460	\$381,640	\$473,697	\$299,700	\$8,245,701
Public Services	\$4,360	\$8,991	\$4,872	\$8,760	\$35,520	\$62,503
Adjudication & Sanctioning	\$518,516	\$394,308	\$78,474	\$98,258	\$47,360	\$1,136,916
Insurance Administration	\$137,148	\$336,663	\$112,143	\$166,221	\$282,680	\$1,034,855
Congestion & Environmental	\$29,328	\$48,735	\$51,446	\$129,648	\$1,320,900	\$1,580,057
Property Damage & Loss	\$62,432	\$335,664	\$269,758	\$508,883	\$1,825,580	\$3,002,317
<b>Subtotal (Monetary Cost)</b>	<b>\$6,047,828</b>	<b>\$4,068,954</b>	<b>\$1,102,522</b>	<b>\$1,648,705</b>	<b>\$3,947,900</b>	<b>\$16,815,909</b>
Quality of Life	\$35,530,504	\$21,196,134	\$4,536,035	\$5,701,665	\$2,674,360	\$69,638,698
<b>Total (Comprehensive Cost)</b>	<b>\$41,578,332</b>	<b>\$25,265,088</b>	<b>\$5,638,557</b>	<b>\$7,350,370</b>	<b>\$6,622,260</b>	<b>\$86,454,607</b>

Costs of Index Crimes in Arenac County (2021 dollars)								
	Murder	Rape	Aggravated Assault	Robbery	Larceny	Burglary	Motor Vehicle Theft	Total
Medical Care	\$25,786	\$16,870	\$44,415	\$0	\$0	\$0	\$0	\$87,071
Mental Health	\$24,250	\$32,925	\$8,568	\$0	\$0	\$0	\$0	\$65,743
Work Loss	\$2,320,516	\$35,635	\$47,796	\$0	\$1,488	\$1,092	\$1,053	\$2,407,580
Public Services	\$209,570	\$3,805	\$51,219	\$0	\$25,296	\$10,136	\$4,095	\$304,121
Adjudication & Sanctioning	\$978,092	\$226,190	\$125,895	\$0	\$124,560	\$21,588	\$17,910	\$1,494,235
Property Damage & Loss	\$422	\$945	\$1,764	\$0	\$54,144	\$86,492	\$69,651	\$213,418
<b>Subtotal (Monetary Cost)</b>	<b>\$3,558,636</b>	<b>\$316,370</b>	<b>\$279,657</b>	<b>\$0</b>	<b>\$205,488</b>	<b>\$119,308</b>	<b>\$92,709</b>	<b>\$4,572,168</b>
Quality of Life	\$16,260,142	\$2,511,145	\$697,851	\$0	\$0	\$0	\$0	\$19,469,138
<b>Total (Comprehensive Costs)</b>	<b>\$19,818,778</b>	<b>\$2,827,515</b>	<b>\$977,508</b>	<b>\$0</b>	<b>\$205,488</b>	<b>\$119,308</b>	<b>\$92,709</b>	<b>\$24,041,306</b>

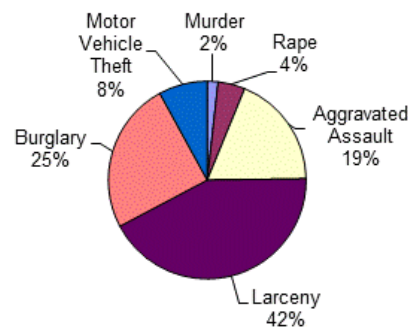
Crash Casualties



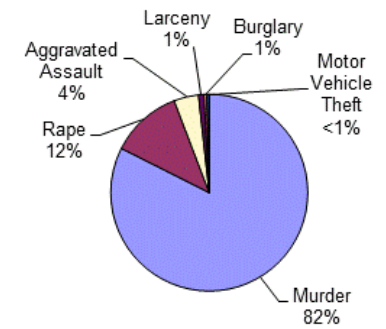
Crash Costs



Index Crimes



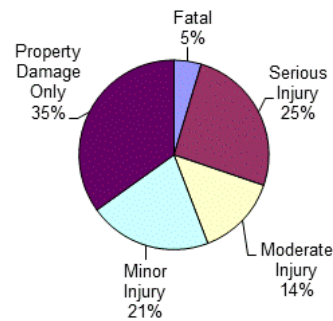
Index Crime Costs



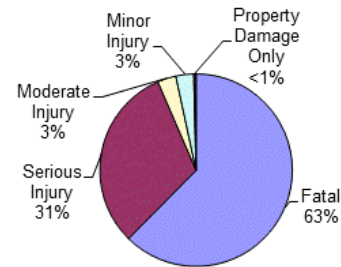
# Arenac County Alcohol-Involved Crashes

Crash Casualty Severity	Crash Casualties	Crash Costs
Fatal	2	\$23,019,900
Serious Injury	11	\$11,460,614
Moderate Injury	6	\$1,153,785
Minor Injury	9	\$1,107,648
Property Damage Only	15	\$142,110
<b>Total</b>	<b>43</b>	<b>\$36,884,057</b>
Average cost of crash casualty		\$857,769

Crash Casualties



Crash Costs

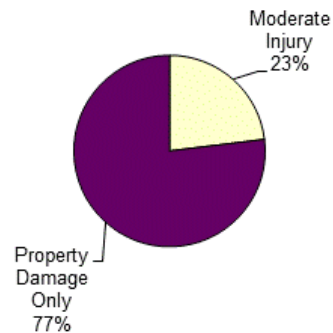


Costs of Alcohol-Involved Crashes in Arenac County (2021 dollars)						
	Fatal	Serious Injury	Moderate Injury	Minor Injury	Property Damage Only	Total
Medical Care	\$33,920	\$491,084	\$39,276	\$38,844	\$3,150	\$606,274
Work Loss	\$3,129,522	\$824,989	\$74,034	\$68,823	\$6,555	\$4,103,923
Public Services	\$2,180	\$3,773	\$996	\$1,161	\$735	\$8,845
Adjudication & Sanctioning	\$259,258	\$182,600	\$16,494	\$15,345	\$1,230	\$474,927
Insurance Administration	\$68,574	\$150,931	\$26,076	\$26,838	\$6,525	\$278,944
Congestion & Environmental	\$14,664	\$19,877	\$15,957	\$26,595	\$26,775	\$103,868
Property Damage & Loss	\$31,216	\$138,600	\$56,436	\$70,146	\$38,250	\$334,648
<b>Subtotal (Monetary Cost)</b>	<b>\$3,539,334</b>	<b>\$1,811,854</b>	<b>\$229,269</b>	<b>\$247,752</b>	<b>\$83,220</b>	<b>\$5,911,429</b>
Quality of Life	\$19,480,566	\$9,648,760	\$924,516	\$859,896	\$58,890	\$30,972,628
<b>Total (Comprehensive Cost)</b>	<b>\$23,019,900</b>	<b>\$11,460,614</b>	<b>\$1,153,785</b>	<b>\$1,107,648</b>	<b>\$142,110</b>	<b>\$36,884,057</b>

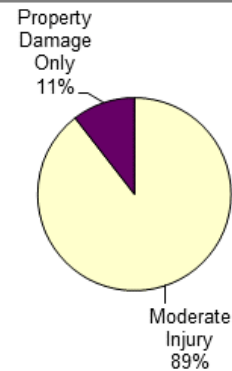
# Arenac County Drug-Involved Crashes

Crash Casualty Severity	Crash Casualties	Crash Costs
Fatal	2	\$23,019,900
Serious Injury	5	\$6,489,110
Moderate Injury	3	\$1,352,361
Minor Injury	9	\$3,377,133
Property Damage Only	10	\$158,770
<b>Total</b>	<b>29</b>	<b>\$34,397,274</b>
Average cost of crash casualty	\$1,186,113	

Crash Casualties



Crash Costs

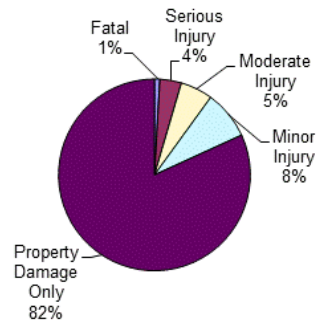


Costs of Drug-Involved Crashes in Arenac County (2021 dollars)						
	Fatal	Serious Injury	Moderate Injury	Minor Injury	Property Damage Only	Total
Medical Care	\$33,920	\$271,330	\$49,428	\$122,931	\$4,170	\$481,779
Work Loss	\$3,129,522	\$462,295	\$94,518	\$230,652	\$8,620	\$3,925,607
Public Services	\$2,180	\$1,940	\$675	\$1,746	\$530	\$7,071
Adjudication & Sanctioning	\$259,258	\$101,145	\$20,244	\$49,851	\$1,760	\$432,258
Insurance Administration	\$68,574	\$84,710	\$23,322	\$58,383	\$5,630	\$240,619
Congestion & Environmental	\$14,664	\$9,080	\$5,352	\$16,065	\$17,850	\$63,011
Property Damage & Loss	\$31,216	\$68,040	\$31,875	\$82,818	\$27,170	\$241,119
<b>Subtotal (Monetary Cost)</b>	<b>\$3,539,334</b>	<b>\$998,540</b>	<b>\$225,414</b>	<b>\$562,446</b>	<b>\$65,730</b>	<b>\$5,391,464</b>
Quality of Life	\$19,480,566	\$5,490,570	\$1,126,947	\$2,814,687	\$93,040	\$29,005,810
<b>Total (Comprehensive Cost)</b>	<b>\$23,019,900</b>	<b>\$6,489,110</b>	<b>\$1,352,361</b>	<b>\$3,377,133</b>	<b>\$158,770</b>	<b>\$34,397,274</b>

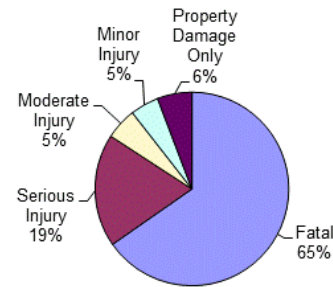
# Arenac County Young Driver Crashes (<21)

Crash Casualty Severity	Crash Casualties	Crash Costs
Fatal	1	\$10,394,583
Serious Injury	4	\$3,004,908
Moderate Injury	6	\$837,486
Minor Injury	9	\$759,366
Property Damage Only	90	\$919,710
<b>Total</b>	<b>110</b>	<b>\$15,916,053</b>
Average cost of crash casualty		\$144,691

Crash Casualties



Crash Costs

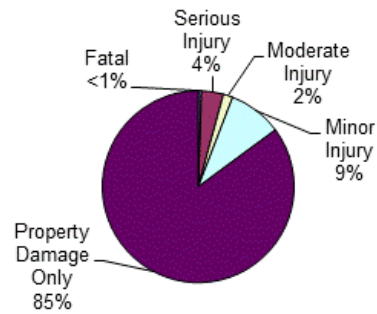


Costs of Young Driver Crashes in Arenac County (2021 dollars)						
	Fatal	Serious Injury	Moderate Injury	Minor Injury	Property Damage Only	Total
Medical Care	\$16,960	\$126,784	\$28,848	\$28,197	\$21,060	\$221,849
Work Loss	\$1,307,051	\$216,028	\$55,404	\$49,779	\$42,660	\$1,670,922
Public Services	\$1,090	\$1,184	\$954	\$1,089	\$4,590	\$8,907
Adjudication	\$129,629	\$45,916	\$11,298	\$10,404	\$7,200	\$204,447
Insurance Administration	\$34,287	\$41,232	\$19,092	\$18,819	\$38,610	\$152,040
Congestion & Environmental	\$7,332	\$7,196	\$10,638	\$15,957	\$160,650	\$201,773
Property Damage & Loss	\$15,608	\$46,684	\$54,462	\$65,214	\$239,940	\$421,908
<b>Subtotal (Monetary Cost)</b>	<b>\$1,511,957</b>	<b>\$485,024</b>	<b>\$180,696</b>	<b>\$189,459</b>	<b>\$514,710</b>	<b>\$2,881,846</b>
Quality of Life	\$8,882,626	\$2,519,884	\$656,790	\$569,907	\$405,000	\$13,034,207
<b>Total (Comprehensive Cost)</b>	<b>\$10,394,583</b>	<b>\$3,004,908</b>	<b>\$837,486</b>	<b>\$759,366</b>	<b>\$919,710</b>	<b>\$15,916,053</b>

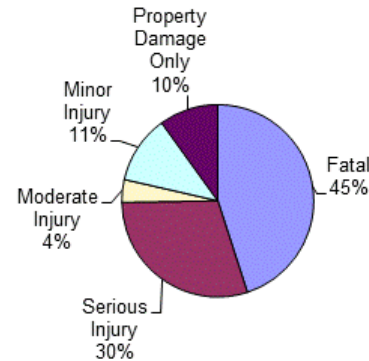
# Arenac County Older Driver Crashes (65+)

Crash Casualty Severity	Crash Casualties	Crash Costs
Fatal	1	\$10,394,583
Serious Injury	7	\$6,868,526
Moderate Injury	3	\$879,972
Minor Injury	17	\$2,651,269
Property Damage Only	160	\$2,298,400
<b>Total</b>	<b>188</b>	<b>\$23,092,750</b>
Average cost of crash casualty	\$122,834	

Crash Casualties



Crash Costs

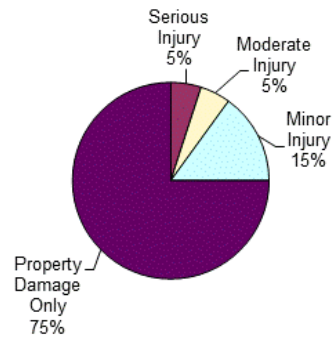


Costs of Older Driver Crashes in Arenac County (2021 dollars)						
	Fatal	Serious Injury	Moderate Injury	Minor Injury	Property Damage Only	Total
Medical Care	\$16,960	\$287,490	\$31,788	\$95,387	\$62,560	\$494,185
Work Loss	\$1,307,051	\$497,763	\$60,528	\$177,786	\$117,600	\$2,160,728
Public Services	\$1,090	\$2,373	\$570	\$2,363	\$8,640	\$15,036
Adjudication	\$129,629	\$105,112	\$12,360	\$36,499	\$21,760	\$305,360
Insurance Administration	\$34,287	\$92,960	\$15,615	\$52,768	\$82,240	\$277,870
Congestion & Environmental	\$7,332	\$12,635	\$5,340	\$30,209	\$285,440	\$340,956
Property Damage & Loss	\$15,608	\$91,105	\$28,929	\$129,948	\$459,520	\$725,110
<b>Subtotal (Monetary Cost)</b>	<b>\$1,511,957</b>	<b>\$1,089,438</b>	<b>\$155,130</b>	<b>\$524,960</b>	<b>\$1,037,760</b>	<b>\$4,319,245</b>
Quality of Life	\$8,882,626	\$5,779,088	\$724,842	\$2,126,309	\$1,260,640	\$18,773,505
<b>Total (Comprehensive Cost)</b>	<b>\$10,394,583</b>	<b>\$6,868,526</b>	<b>\$879,972</b>	<b>\$2,651,269</b>	<b>\$2,298,400</b>	<b>\$23,092,750</b>

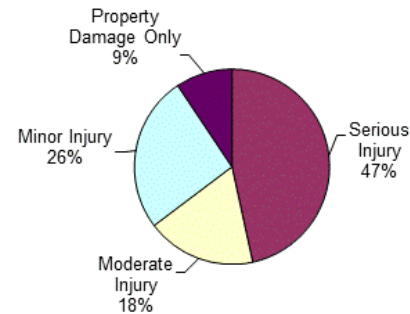
# Arenac County Medium/Large Truck Crashes

Crash Casualty Severity	Crash Casualties	Crash Costs
Fatal	0	\$0
Serious Injury	1	\$873,140
Moderate Injury	1	\$339,744
Minor Injury	3	\$485,952
Property Damage Only	15	\$175,425
<b>Total</b>	<b>20</b>	<b>\$1,874,261</b>
Average cost of crash casualty		\$93,713

Crash Casualties



Crash Costs



Costs of Medium/Large Truck Crashes in Arenac County (2021 dollars)						
	Fatal	Serious Injury	Moderate Injury	Minor Injury	Property Damage Only	Total
Medical Care	\$0	\$40,481	\$17,265	\$23,751	\$5,445	\$86,942
Work Loss	\$0	\$125,394	\$53,378	\$68,496	\$43,695	\$290,963
Public Services	\$0	\$321	\$175	\$576	\$705	\$1,777
Adjudication	\$0	\$14,511	\$2,834	\$4,506	\$2,385	\$24,236
Insurance Administration	\$0	\$11,399	\$3,650	\$6,690	\$8,220	\$29,959
Congestion & Environmental	\$0	\$1,867	\$1,835	\$5,511	\$27,705	\$36,918
Property Damage & Loss	\$0	\$10,723	\$8,213	\$18,765	\$43,200	\$80,901
<b>Subtotal (Monetary Cost)</b>	<b>\$0</b>	<b>\$204,696</b>	<b>\$87,350</b>	<b>\$128,295</b>	<b>\$131,355</b>	<b>\$551,696</b>
Quality of Life	\$0	\$668,444	\$252,394	\$357,657	\$44,070	\$1,322,565
<b>Total (Comprehensive Cost)</b>	<b>\$0</b>	<b>\$873,140</b>	<b>\$339,744</b>	<b>\$485,952</b>	<b>\$175,425</b>	<b>\$1,874,261</b>



# Arenac County Motorcycle Crashes

Injury Severity	Motorcyclist Crash Victims	Motorcyclist Victim Costs
Fatal	0	\$0
Serious Injury	0	\$0
Moderate Injury	1	\$266,304
Minor Injury	4	\$934,476
Property Damage Only	0	\$0
<b>Total</b>	<b>5</b>	<b>\$1,200,780</b>
Average cost of crash casualty	\$240,156	

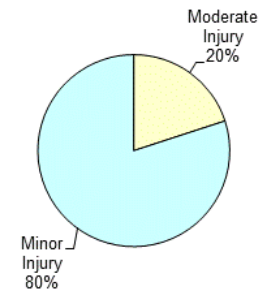
Injury Severity	Non-motorcyclist Crash Victims	Non-motorcyclist Victim Costs
Fatal	0	\$0
Serious Injury	0	\$0
Moderate Injury	0	\$0
Minor Injury	0	\$0
Property Damage Only	0	\$0
<b>Total</b>	<b>0</b>	<b>\$0</b>
Average cost of crash casualty	\$0	

Motorcyclist Victim Costs in Motorcycle Crashes in Arenac County (2021 dollars)						
	Fatal	Serious Injury	Moderate Injury	Minor Injury	Property Damage Only	Total
Medical Care	\$0	\$0	\$9,489	\$33,240	\$0	\$42,729
Work Loss	\$0	\$0	\$19,182	\$67,204	\$0	\$86,386
Public Services	\$0	\$0	\$193	\$740	\$0	\$933
Adjudication	\$0	\$0	\$3,855	\$13,512	\$0	\$17,367
Insurance Administration	\$0	\$0	\$4,893	\$17,732	\$0	\$22,625
Congestion & Environmental	\$0	\$0	\$1,328	\$5,312	\$0	\$6,640
Property Damage & Loss	\$0	\$0	\$9,528	\$37,072	\$0	\$46,600
<b>Subtotal (Monetary Cost)</b>	<b>\$0</b>	<b>\$0</b>	<b>\$48,468</b>	<b>\$174,812</b>	<b>\$0</b>	<b>\$223,280</b>
Quality of Life	\$0	\$0	\$217,836	\$759,664	\$0	\$977,500
<b>Total (Comprehensive Cost)</b>	<b>\$0</b>	<b>\$0</b>	<b>\$266,304</b>	<b>\$934,476</b>	<b>\$0</b>	<b>\$1,200,780</b>

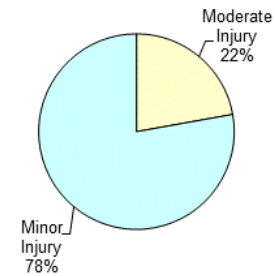
Non-motorcyclist Victim Costs in Motorcycle Crashes in Arenac County (2021 dollars)						
	Fatal	Serious Injury	Moderate Injury	Minor Injury	Property Damage Only	Total
Medical Care	\$0	\$0	\$0	\$0	\$0	\$0
Work Loss	\$0	\$0	\$0	\$0	\$0	\$0
Public Services	\$0	\$0	\$0	\$0	\$0	\$0
Adjudication	\$0	\$0	\$0	\$0	\$0	\$0
Insurance Administration	\$0	\$0	\$0	\$0	\$0	\$0
Congestion & Environmental	\$0	\$0	\$0	\$0	\$0	\$0
Property Damage & Loss	\$0	\$0	\$0	\$0	\$0	\$0
<b>Subtotal (Monetary Cost)</b>	<b>\$0</b>	<b>\$0</b>	<b>\$0</b>	<b>\$0</b>	<b>\$0</b>	<b>\$0</b>
Quality of Life	\$0	\$0	\$0	\$0	\$0	\$0
<b>Total (Comprehensive Cost)</b>	<b>\$0</b>	<b>\$0</b>	<b>\$0</b>	<b>\$0</b>	<b>\$0</b>	<b>\$0</b>

Costs of Motorcycle Crashes in Arenac County (2021 dollars)						
	Fatal	Serious Injury	Moderate Injury	Minor Injury	Property Damage Only	Total
Medical Care	\$0	\$0	\$9,489	\$33,240	\$0	\$42,729
Work Loss	\$0	\$0	\$19,182	\$67,204	\$0	\$86,386
Public Services	\$0	\$0	\$193	\$740	\$0	\$933
Adjudication	\$0	\$0	\$3,855	\$13,512	\$0	\$17,367
Insurance Administration	\$0	\$0	\$4,893	\$17,732	\$0	\$22,625
Congestion & Environmental	\$0	\$0	\$1,328	\$5,312	\$0	\$6,640
Property Damage & Loss	\$0	\$0	\$9,528	\$37,072	\$0	\$46,600
<b>Subtotal (Monetary Cost)</b>	<b>\$0</b>	<b>\$0</b>	<b>\$48,468</b>	<b>\$174,812</b>	<b>\$0</b>	<b>\$223,280</b>
Quality of Life	\$0	\$0	\$217,836	\$759,664	\$0	\$977,500
<b>Total (Comprehensive Cost)</b>	<b>\$0</b>	<b>\$0</b>	<b>\$266,304</b>	<b>\$934,476</b>	<b>\$0</b>	<b>\$1,200,780</b>

Crash Casualties



Crash Costs



# Arenac County Bicycle Crashes

Injury Severity	Bicyclist Crash Victims	Bicyclist Victim Costs
Fatal	0	\$0
Serious Injury	0	\$0
Moderate Injury	0	\$0
Minor Injury	0	\$0
Property Damage Only	0	\$0
Total	0	\$0
Average cost of crash casualty	\$0	

Injury Severity	Non-bicyclist Crash Victims	Non-bicyclist Victim Costs
Fatal	0	\$0
Serious Injury	0	\$0
Moderate Injury	0	\$0
Minor Injury	0	\$0
Property Damage Only	0	\$0
Total	0	\$0
Average cost of crash casualty	\$0	

Bicyclist Victim Costs in Bicycle Crashes in Arenac County (2021 dollars)						
	Fatal	Serious Injury	Moderate Injury	Minor Injury	Property Damage Only	Total
Medical Care	\$0	\$0	\$0	\$0	\$0	\$0
Work Loss	\$0	\$0	\$0	\$0	\$0	\$0
Public Services	\$0	\$0	\$0	\$0	\$0	\$0
Adjudication	\$0	\$0	\$0	\$0	\$0	\$0
Insurance Administration	\$0	\$0	\$0	\$0	\$0	\$0
Congestion & Environmental	\$0	\$0	\$0	\$0	\$0	\$0
Property Damage & Loss	\$0	\$0	\$0	\$0	\$0	\$0
Subtotal (Monetary Cost)	\$0	\$0	\$0	\$0	\$0	\$0
Quality of Life	\$0	\$0	\$0	\$0	\$0	\$0
<b>Total (Comprehensive Cost)</b>	<b>\$0</b>	<b>\$0</b>	<b>\$0</b>	<b>\$0</b>	<b>\$0</b>	<b>\$0</b>

Crash Casualties

**No Bicycle Crashes**

Non-bicyclist Victim Costs in Bicycle Crashes in Arenac County (2021 dollars)						
	Fatal	Serious Injury	Moderate Injury	Minor Injury	Property Damage Only	Total
Medical Care	\$0	\$0	\$0	\$0	\$0	\$0
Work Loss	\$0	\$0	\$0	\$0	\$0	\$0
Public Services	\$0	\$0	\$0	\$0	\$0	\$0
Adjudication	\$0	\$0	\$0	\$0	\$0	\$0
Insurance Administration	\$0	\$0	\$0	\$0	\$0	\$0
Congestion & Environmental	\$0	\$0	\$0	\$0	\$0	\$0
Property Damage & Loss	\$0	\$0	\$0	\$0	\$0	\$0
Subtotal (Monetary Cost)	\$0	\$0	\$0	\$0	\$0	\$0
Quality of Life	\$0	\$0	\$0	\$0	\$0	\$0
<b>Total (Comprehensive Cost)</b>	<b>\$0</b>	<b>\$0</b>	<b>\$0</b>	<b>\$0</b>	<b>\$0</b>	<b>\$0</b>

Crash Costs

Costs of Bicycle Crashes in Arenac County (2021 dollars)						
	Fatal	Serious Injury	Moderate Injury	Minor Injury	Property Damage Only	Total
Medical Care	\$0	\$0	\$0	\$0	\$0	\$0
Work Loss	\$0	\$0	\$0	\$0	\$0	\$0
Public Services	\$0	\$0	\$0	\$0	\$0	\$0
Adjudication	\$0	\$0	\$0	\$0	\$0	\$0
Insurance Administration	\$0	\$0	\$0	\$0	\$0	\$0
Congestion & Environmental	\$0	\$0	\$0	\$0	\$0	\$0
Property Damage & Loss	\$0	\$0	\$0	\$0	\$0	\$0
Subtotal (Monetary Cost)	\$0	\$0	\$0	\$0	\$0	\$0
Quality of Life	\$0	\$0	\$0	\$0	\$0	\$0
<b>Total (Comprehensive Cost)</b>	<b>\$0</b>	<b>\$0</b>	<b>\$0</b>	<b>\$0</b>	<b>\$0</b>	<b>\$0</b>

**Bicycle Crash Costs =  
\$0**

# Arenac County Pedestrian Crashes

Injury Severity	Pedestrian Crash Victims	Pedestrian Victim Costs
Fatal	0	\$0
Serious Injury	0	\$0
Moderate Injury	0	\$0
Minor Injury	0	\$0
Property Damage Only	0	\$0
<b>Total</b>	<b>0</b>	<b>\$0</b>
Average cost of crash casualty	\$0	

Injury Severity	Non-pedestrian Crash Victims	Non-pedestrian Victim Costs
Fatal	0	\$0
Serious Injury	0	\$0
Moderate Injury	0	\$0
Minor Injury	0	\$0
Property Damage Only	0	\$0
<b>Total</b>	<b>0</b>	<b>\$0</b>
Average cost of crash casualty	\$0	

Crash Casualties

Pedestrian Victim Costs in Pedestrian Crashes in Arenac County (2021 dollars)						
	Fatal	Serious Injury	Moderate Injury	Minor Injury	Property Damage Only	Total
Medical Care	\$0	\$0	\$0	\$0	\$0	\$0
Work Loss	\$0	\$0	\$0	\$0	\$0	\$0
Public Services	\$0	\$0	\$0	\$0	\$0	\$0
Adjudication	\$0	\$0	\$0	\$0	\$0	\$0
Insurance Administration	\$0	\$0	\$0	\$0	\$0	\$0
Congestion & Environmental	\$0	\$0	\$0	\$0	\$0	\$0
Subtotal (Monetary Cost)	\$0	\$0	\$0	\$0	\$0	\$0
Quality of Life	\$0	\$0	\$0	\$0	\$0	\$0
<b>Total (Comprehensive Cost)</b>	<b>\$0</b>	<b>\$0</b>	<b>\$0</b>	<b>\$0</b>	<b>\$0</b>	<b>\$0</b>

No Pedestrian Crashes

Non-pedestrian Victim in Pedestrian Crashes in Arenac County (2021 dollars)						
	Fatal	Serious Injury	Moderate Injury	Minor Injury	Property Damage Only	Total
Medical Care	\$0	\$0	\$0	\$0	\$0	\$0
Work Loss	\$0	\$0	\$0	\$0	\$0	\$0
Public Services	\$0	\$0	\$0	\$0	\$0	\$0
Adjudication	\$0	\$0	\$0	\$0	\$0	\$0
Insurance Administration	\$0	\$0	\$0	\$0	\$0	\$0
Congestion & Environmental	\$0	\$0	\$0	\$0	\$0	\$0
Subtotal (Monetary Cost)	\$0	\$0	\$0	\$0	\$0	\$0
Quality of Life	\$0	\$0	\$0	\$0	\$0	\$0
<b>Total (Comprehensive Cost)</b>	<b>\$0</b>	<b>\$0</b>	<b>\$0</b>	<b>\$0</b>	<b>\$0</b>	<b>\$0</b>

Crash Costs

Costs of Pedestrian Crashes in Arenac County (2021 dollars)						
	Fatal	Serious Injury	Moderate Injury	Minor Injury	Property Damage Only	Total
Medical Care	\$0	\$0	\$0	\$0	\$0	\$0
Work Loss	\$0	\$0	\$0	\$0	\$0	\$0
Public Services	\$0	\$0	\$0	\$0	\$0	\$0
Adjudication	\$0	\$0	\$0	\$0	\$0	\$0
Insurance Administration	\$0	\$0	\$0	\$0	\$0	\$0
Congestion & Environmental	\$0	\$0	\$0	\$0	\$0	\$0
Subtotal (Monetary Cost)	\$0	\$0	\$0	\$0	\$0	\$0
Quality of Life	\$0	\$0	\$0	\$0	\$0	\$0
<b>Total (Comprehensive Cost)</b>	<b>\$0</b>	<b>\$0</b>	<b>\$0</b>	<b>\$0</b>	<b>\$0</b>	<b>\$0</b>

Pedestrian Crash Costs  
= \$0

# Baraga County Traffic Crashes and Crime

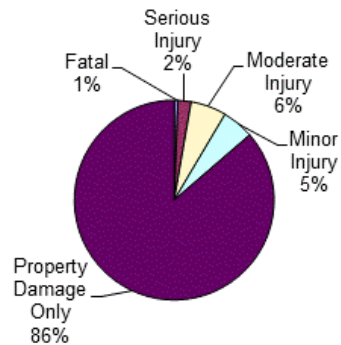
Crash Casualty Severity	Crash Casualties	Crash Costs
Fatal	2	\$20,789,166
Serious Injury	7	\$6,550,208
Moderate Injury	19	\$3,694,227
Minor Injury	17	\$1,711,730
Property Damage Only	284	\$2,541,516
Total	329	\$35,286,847
Average cost of crash casualty		\$107,255

Index Crime Category	Number of Crimes	Crime Costs
Murder	0	\$0
Rape	2	\$1,131,006
Aggravated Assault	9	\$418,932
Robbery	0	\$0
Larceny	12	\$51,372
Burglary	3	\$12,783
Motor Vehicle Theft	4	\$41,204
Total	30	\$1,655,297
Average cost of index crime		\$55,177

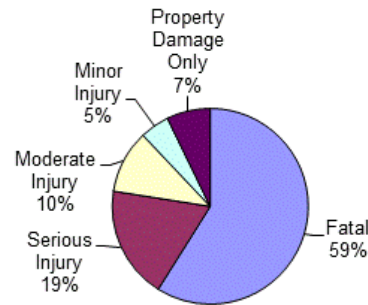
Costs of Crashes in Baraga County (2021 dollars)						
	Fatal	Serious Injury	Moderate Injury	Minor Injury	Property Damage Only	Total
Medical Care	\$33,920	\$280,553	\$133,779	\$61,302	\$52,256	\$561,810
Work Loss	\$2,614,102	\$482,860	\$250,040	\$110,313	\$115,020	\$3,572,335
Public Services	\$2,180	\$2,331	\$3,192	\$2,040	\$13,632	\$23,375
Adjudication & Sanctioning	\$259,258	\$102,228	\$51,414	\$22,882	\$18,176	\$453,958
Insurance Administration	\$68,574	\$87,283	\$73,473	\$38,709	\$108,488	\$376,527
Congestion & Environmental	\$14,664	\$12,635	\$33,706	\$30,192	\$506,940	\$598,137
Property Damage & Loss	\$31,216	\$87,024	\$176,738	\$118,507	\$700,628	\$1,114,113
Subtotal (Monetary Cost)	\$3,023,914	\$1,054,914	\$722,342	\$383,945	\$1,515,140	\$6,700,255
Quality of Life	\$17,765,252	\$5,495,294	\$2,971,885	\$1,327,785	\$1,026,376	\$28,586,592
<b>Total (Comprehensive Cost)</b>	<b>\$20,789,166</b>	<b>\$6,550,208</b>	<b>\$3,694,227</b>	<b>\$1,711,730</b>	<b>\$2,541,516</b>	<b>\$35,286,847</b>

Costs of Index Crimes in Baraga County (2021 dollars)								
	Murder	Rape	Aggravated Assault	Robbery	Larceny	Burglary	Motor Vehicle Theft	Total
Medical Care	\$0	\$6,748	\$19,035	\$0	\$0	\$0	\$0	\$25,783
Mental Health	\$0	\$13,170	\$3,672	\$0	\$0	\$0	\$0	\$16,842
Work Loss	\$0	\$14,254	\$20,484	\$0	\$372	\$117	\$468	\$35,695
Public Services	\$0	\$1,522	\$21,951	\$0	\$6,324	\$1,086	\$1,820	\$32,703
Adjudication & Sanctioning	\$0	\$90,476	\$53,955	\$0	\$31,140	\$2,313	\$7,960	\$185,844
Property Damage & Loss	\$0	\$378	\$756	\$0	\$13,536	\$9,267	\$30,956	\$54,893
Subtotal (Monetary Cost)	\$0	\$126,548	\$119,853	\$0	\$51,372	\$12,783	\$41,204	\$351,760
Quality of Life	\$0	\$1,004,458	\$299,079	\$0	\$0	\$0	\$0	\$1,303,537
<b>Total (Comprehensive Costs)</b>	<b>\$0</b>	<b>\$1,131,006</b>	<b>\$418,932</b>	<b>\$0</b>	<b>\$51,372</b>	<b>\$12,783</b>	<b>\$41,204</b>	<b>\$1,655,297</b>

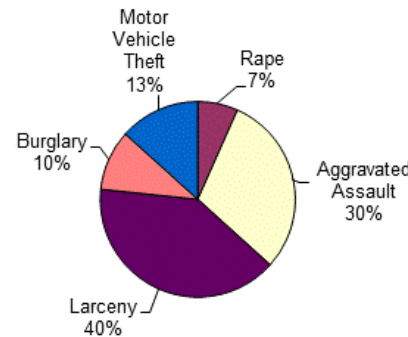
Crash Casualties



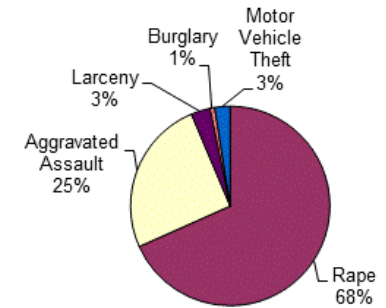
Crash Costs



Index Crimes



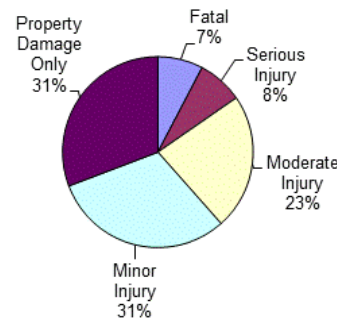
Index Crime Costs



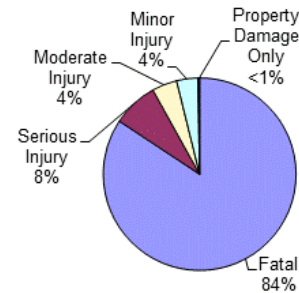
# Baraga County Alcohol-Involved Crashes

Crash Casualty Severity	Crash Casualties	Crash Costs
Fatal	1	\$11,509,950
Serious Injury	1	\$1,041,874
Moderate Injury	3	\$576,006
Minor Injury	4	\$487,560
Property Damage Only	4	\$37,896
<b>Total</b>	<b>13</b>	<b>\$13,653,286</b>
Average cost of crash casualty		\$1,050,253

Crash Casualties



Crash Costs

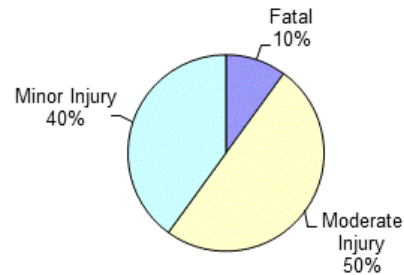


Costs of Alcohol-Involved Crashes in Baraga County (2021 dollars)						
	Fatal	Serious Injury	Moderate Injury	Minor Injury	Property Damage Only	Total
Medical Care	\$16,960	\$44,644	\$19,638	\$17,264	\$840	\$99,346
Work Loss	\$1,564,761	\$74,999	\$37,017	\$30,588	\$1,748	\$1,709,113
Public Services	\$1,090	\$343	\$498	\$516	\$196	\$2,643
Adjudication & Sanctioning	\$129,629	\$16,600	\$8,247	\$6,820	\$328	\$161,624
Insurance Administration	\$34,287	\$13,721	\$13,038	\$11,928	\$1,740	\$74,714
Congestion & Environmental	\$7,332	\$1,807	\$7,092	\$7,092	\$7,140	\$30,463
Property Damage & Loss	\$15,608	\$12,600	\$28,218	\$31,176	\$10,200	\$97,802
<b>Subtotal (Monetary Cost)</b>	<b>\$1,769,667</b>	<b>\$164,714</b>	<b>\$113,748</b>	<b>\$105,384</b>	<b>\$22,192</b>	<b>\$2,175,705</b>
Quality of Life	\$9,740,283	\$877,160	\$462,258	\$382,176	\$15,704	\$11,477,581
<b>Total (Comprehensive Cost)</b>	<b>\$11,509,950</b>	<b>\$1,041,874</b>	<b>\$576,006</b>	<b>\$487,560</b>	<b>\$37,896</b>	<b>\$13,653,286</b>

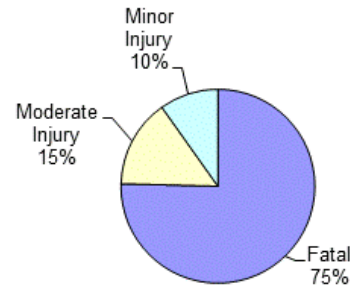
# Baraga County Drug-Involved Crashes

Crash Casualty Severity	Crash Casualties	Crash Costs
Fatal	1	\$11,509,950
Serious Injury	0	\$0
Moderate Injury	5	\$2,253,935
Minor Injury	4	\$1,500,948
Property Damage Only	0	\$0
<b>Total</b>	<b>10</b>	<b>\$15,264,833</b>
Average cost of crash casualty	\$1,526,483	

Crash Casualties



Crash Costs

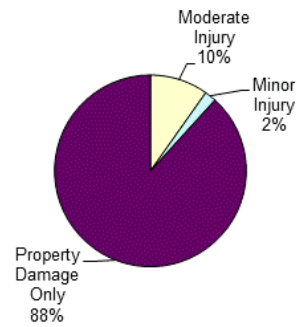


Costs of Drug-Involved Crashes in Baraga County (2021 dollars)						
	Fatal	Serious Injury	Moderate Injury	Minor Injury	Property Damage Only	Total
Medical Care	\$16,960	\$0	\$82,380	\$54,636	\$0	\$153,976
Work Loss	\$1,564,761	\$0	\$157,530	\$102,512	\$0	\$1,824,803
Public Services	\$1,090	\$0	\$1,125	\$776	\$0	\$2,991
Adjudication & Sanctioning	\$129,629	\$0	\$33,740	\$22,156	\$0	\$185,525
Insurance Administration	\$34,287	\$0	\$38,870	\$25,948	\$0	\$99,105
Congestion & Environmental	\$7,332	\$0	\$8,920	\$7,140	\$0	\$23,392
Property Damage & Loss	\$15,608	\$0	\$53,125	\$36,808	\$0	\$105,541
<b>Subtotal (Monetary Cost)</b>	<b>\$1,769,667</b>	<b>\$0</b>	<b>\$375,690</b>	<b>\$249,976</b>	<b>\$0</b>	<b>\$2,395,333</b>
Quality of Life	\$9,740,283	\$0	\$1,878,245	\$1,250,972	\$0	\$12,869,500
<b>Total (Comprehensive Cost)</b>	<b>\$11,509,950</b>	<b>\$0</b>	<b>\$2,253,935</b>	<b>\$1,500,948</b>	<b>\$0</b>	<b>\$15,264,833</b>

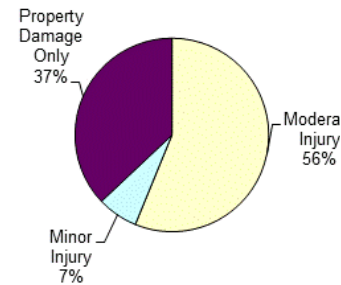
# Baraga County Young Driver Crashes (<21)

Crash Casualty Severity	Crash Casualties	Crash Costs
Fatal	0	\$0
Serious Injury	0	\$0
Moderate Injury	5	\$697,905
Minor Injury	1	\$84,374
Property Damage Only	45	\$459,855
<b>Total</b>	<b>51</b>	<b>\$1,242,134</b>
Average cost of crash casualty		\$24,356

Crash Casualties



Crash Costs

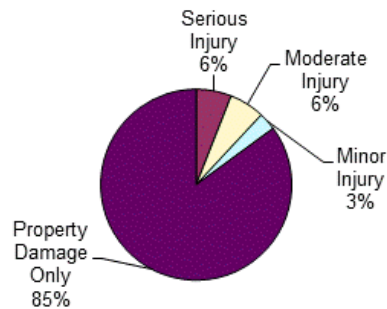


Costs of Young Driver Crashes in Baraga County (2021 dollars)						
	Fatal	Serious Injury	Moderate Injury	Minor Injury	Property Damage Only	Total
Medical Care	\$0	\$0	\$24,040	\$3,133	\$10,530	\$37,703
Work Loss	\$0	\$0	\$46,170	\$5,531	\$21,330	\$73,031
Public Services	\$0	\$0	\$795	\$121	\$2,295	\$3,211
Adjudication	\$0	\$0	\$9,415	\$1,156	\$3,600	\$14,171
Insurance Administration	\$0	\$0	\$15,910	\$2,091	\$19,305	\$37,306
Congestion & Environmental	\$0	\$0	\$8,865	\$1,773	\$80,325	\$90,963
Property Damage & Loss	\$0	\$0	\$45,385	\$7,246	\$119,970	\$172,601
<b>Subtotal (Monetary Cost)</b>	<b>\$0</b>	<b>\$0</b>	<b>\$150,580</b>	<b>\$21,051</b>	<b>\$257,355</b>	<b>\$428,986</b>
Quality of Life	\$0	\$0	\$547,325	\$63,323	\$202,500	\$813,148
<b>Total (Comprehensive Cost)</b>	<b>\$0</b>	<b>\$0</b>	<b>\$697,905</b>	<b>\$84,374</b>	<b>\$459,855</b>	<b>\$1,242,134</b>

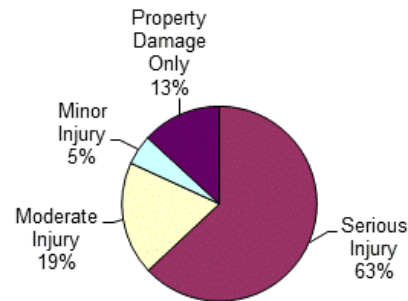
# Baraga County Older Driver Crashes (65+)

Crash Casualty Severity	Crash Casualties	Crash Costs
Fatal	0	\$0
Serious Injury	4	\$3,924,872
Moderate Injury	4	\$1,173,296
Minor Injury	2	\$311,914
Property Damage Only	57	\$818,805
<b>Total</b>	<b>67</b>	<b>\$6,228,887</b>
Average cost of crash casualty	\$92,968	

Crash Casualties



Crash Costs



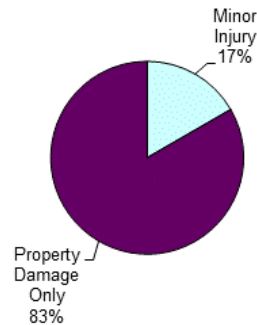
Costs of Older Driver Crashes in Baraga County (2021 dollars)						
	Fatal	Serious Injury	Moderate Injury	Minor Injury	Property Damage Only	Total
Medical Care	\$0	\$164,280	\$42,384	\$11,222	\$22,287	\$240,173
Work Loss	\$0	\$284,436	\$80,704	\$20,916	\$41,895	\$427,951
Public Services	\$0	\$1,356	\$760	\$278	\$3,078	\$5,472
Adjudication	\$0	\$60,064	\$16,480	\$4,294	\$7,752	\$88,590
Insurance Administration	\$0	\$53,120	\$20,820	\$6,208	\$29,298	\$109,446
Congestion & Environmental	\$0	\$7,220	\$7,120	\$3,554	\$101,688	\$119,582
Property Damage & Loss	\$0	\$52,060	\$38,572	\$15,288	\$163,704	\$269,624
<b>Subtotal (Monetary Cost)</b>	<b>\$0</b>	<b>\$622,536</b>	<b>\$206,840</b>	<b>\$61,760</b>	<b>\$369,702</b>	<b>\$1,260,838</b>
Quality of Life	\$0	\$3,302,336	\$966,456	\$250,154	\$449,103	\$4,968,049
<b>Total (Comprehensive Cost)</b>	<b>\$0</b>	<b>\$3,924,872</b>	<b>\$1,173,296</b>	<b>\$311,914</b>	<b>\$818,805</b>	<b>\$6,228,887</b>



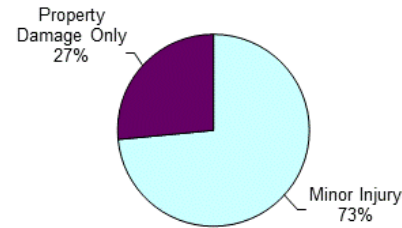
# Baraga County Medium/Large Truck Crashes

Crash Casualty Severity	Crash Casualties	Crash Costs
Fatal	0	\$0
Serious Injury	0	\$0
Moderate Injury	0	\$0
Minor Injury	2	\$323,968
Property Damage Only	10	\$116,950
<b>Total</b>	<b>12</b>	<b>\$440,918</b>
Average cost of crash casualty	\$36,743	

Crash Casualties



Crash Costs



Costs of Medium/Large Truck Crashes in Baraga County (2021 dollars)						
	Fatal	Serious Injury	Moderate Injury	Minor Injury	Property Damage Only	Total
Medical Care	\$0	\$0	\$0	\$15,834	\$3,630	\$19,464
Work Loss	\$0	\$0	\$0	\$45,664	\$29,130	\$74,794
Public Services	\$0	\$0	\$0	\$384	\$470	\$854
Adjudication	\$0	\$0	\$0	\$3,004	\$1,590	\$4,594
Insurance Administration	\$0	\$0	\$0	\$4,460	\$5,480	\$9,940
Congestion & Environmental	\$0	\$0	\$0	\$3,674	\$18,470	\$22,144
Property Damage & Loss	\$0	\$0	\$0	\$12,510	\$28,800	\$41,310
<b>Subtotal (Monetary Cost)</b>	<b>\$0</b>	<b>\$0</b>	<b>\$0</b>	<b>\$85,530</b>	<b>\$87,570</b>	<b>\$173,100</b>
Quality of Life	\$0	\$0	\$0	\$238,438	\$29,380	\$267,818
<b>Total (Comprehensive Cost)</b>	<b>\$0</b>	<b>\$0</b>	<b>\$0</b>	<b>\$323,968</b>	<b>\$116,950</b>	<b>\$440,918</b>

# Baraga County Motorcycle Crashes

Injury Severity	Motorcyclist Crash Victims	Motorcyclist Victim Costs
Fatal	0	\$0
Serious Injury	1	\$971,471
Moderate Injury	0	\$0
Minor Injury	0	\$0
Property Damage Only	1	\$50,262
<b>Total</b>	<b>2</b>	<b>\$1,021,733</b>
Average cost of crash casualty		\$510,867

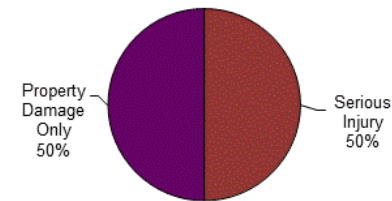
Injury Severity	Non-motorcyclist Crash Victims	Non-motorcyclist Victim Costs
Fatal	0	\$0
Serious Injury	0	\$0
Moderate Injury	0	\$0
Minor Injury	0	\$0
Property Damage Only	0	\$0
<b>Total</b>	<b>0</b>	<b>\$0</b>
Average cost of crash casualty		\$0

Motorcyclist Victim Costs in Motorcycle Crashes in Baraga County (2021 dollars)						
	Fatal	Serious Injury	Moderate Injury	Minor Injury	Property Damage Only	Total
Medical Care	\$0	\$40,482	\$0	\$0	\$1,554	\$42,036
Work Loss	\$0	\$73,279	\$0	\$0	\$3,181	\$76,460
Public Services	\$0	\$339	\$0	\$0	\$85	\$424
Adjudication	\$0	\$15,266	\$0	\$0	\$633	\$15,899
Insurance Administration	\$0	\$12,887	\$0	\$0	\$1,394	\$14,281
Congestion & Environmental	\$0	\$1,368	\$0	\$0	\$1,331	\$2,699
Property Damage & Loss	\$0	\$11,948	\$0	\$0	\$5,691	\$17,639
Subtotal (Monetary Cost)	\$0	\$155,569	\$0	\$0	\$13,869	\$169,438
Quality of Life	\$0	\$815,902	\$0	\$0	\$36,393	\$852,295
<b>Total (Comprehensive Cost)</b>	<b>\$0</b>	<b>\$971,471</b>	<b>\$0</b>	<b>\$0</b>	<b>\$50,262</b>	<b>\$1,021,733</b>

Non-motorcyclist Victim Costs in Motorcycle Crashes in Baraga County (2021 dollars)						
	Fatal	Serious Injury	Moderate Injury	Minor Injury	Property Damage Only	Total
Medical Care	\$0	\$0	\$0	\$0	\$0	\$0
Work Loss	\$0	\$0	\$0	\$0	\$0	\$0
Public Services	\$0	\$0	\$0	\$0	\$0	\$0
Adjudication	\$0	\$0	\$0	\$0	\$0	\$0
Insurance Administration	\$0	\$0	\$0	\$0	\$0	\$0
Congestion & Environmental	\$0	\$0	\$0	\$0	\$0	\$0
Property Damage & Loss	\$0	\$0	\$0	\$0	\$0	\$0
Subtotal (Monetary Cost)	\$0	\$0	\$0	\$0	\$0	\$0
Quality of Life	\$0	\$0	\$0	\$0	\$0	\$0
<b>Total (Comprehensive Cost)</b>	<b>\$0</b>	<b>\$0</b>	<b>\$0</b>	<b>\$0</b>	<b>\$0</b>	<b>\$0</b>

Costs of Motorcycle Crashes in Baraga County (2021 dollars)						
	Fatal	Serious Injury	Moderate Injury	Minor Injury	Property Damage Only	Total
Medical Care	\$0	\$40,482	\$0	\$0	\$1,554	\$42,036
Work Loss	\$0	\$73,279	\$0	\$0	\$3,181	\$76,460
Public Services	\$0	\$339	\$0	\$0	\$85	\$424
Adjudication	\$0	\$15,266	\$0	\$0	\$633	\$15,899
Insurance Administration	\$0	\$12,887	\$0	\$0	\$1,394	\$14,281
Congestion & Environmental	\$0	\$1,368	\$0	\$0	\$1,331	\$2,699
Property Damage & Loss	\$0	\$11,948	\$0	\$0	\$5,691	\$17,639
Subtotal (Monetary Cost)	\$0	\$155,569	\$0	\$0	\$13,869	\$169,438
Quality of Life	\$0	\$815,902	\$0	\$0	\$36,393	\$852,295
<b>Total (Comprehensive Cost)</b>	<b>\$0</b>	<b>\$971,471</b>	<b>\$0</b>	<b>\$0</b>	<b>\$50,262</b>	<b>\$1,021,733</b>

Crash Casualties



Crash Costs



# Barry County Bicycle Crashes

Injury Severity	Bicyclist Crash Victims	Bicyclist Victim Costs
Fatal	0	\$0
Serious Injury	0	\$0
Moderate Injury	0	\$0
Minor Injury	3	\$380,676
Property Damage Only	1	\$13,676
<b>Total</b>	<b>4</b>	<b>\$394,352</b>
Average cost of crash casualty	\$98,588	

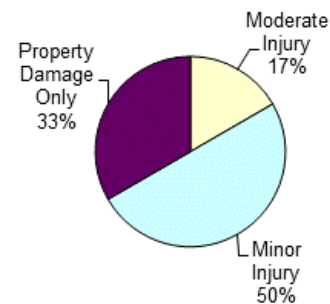
Injury Severity	Non-bicyclist Crash Victims	Non-bicyclist Victim Costs
Fatal	0	\$0
Serious Injury	0	\$0
Moderate Injury	1	\$194,433
Minor Injury	0	\$0
Property Damage Only	1	\$8,949
<b>Total</b>	<b>2</b>	<b>\$203,382</b>
Average cost of crash casualty	\$101,691	

Bicyclist Victim Costs in Bicycle Crashes in Barry County (2021 dollars)						
	Fatal	Serious Injury	Moderate Injury	Minor Injury	Property Damage Only	Total
Medical Care	\$0	\$0	\$0	\$12,816	\$464	\$13,280
Work Loss	\$0	\$0	\$0	\$25,053	\$829	\$25,882
Public Services	\$0	\$0	\$0	\$465	\$21	\$486
Adjudication	\$0	\$0	\$0	\$5,076	\$173	\$5,249
Insurance Administration	\$0	\$0	\$0	\$7,311	\$248	\$7,559
Congestion & Environmental	\$0	\$0	\$0	\$3,774	\$178	\$3,952
Property Damage & Loss	\$0	\$0	\$0	\$714	\$34	\$748
Subtotal (Monetary Cost)	\$0	\$0	\$0	\$55,209	\$1,947	\$57,156
Quality of Life	\$0	\$0	\$0	\$325,467	\$11,729	\$337,196
<b>Total (Comprehensive Cost)</b>	<b>\$0</b>	<b>\$0</b>	<b>\$0</b>	<b>\$380,676</b>	<b>\$13,676</b>	<b>\$394,352</b>

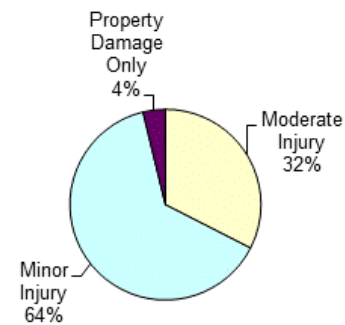
Non-bicyclist Victim Costs in Bicycle Crashes in Barry County (2021 dollars)						
	Fatal	Serious Injury	Moderate Injury	Minor Injury	Property Damage Only	Total
Medical Care	\$0	\$0	\$7,041	\$0	\$184	\$7,225
Work Loss	\$0	\$0	\$13,160	\$0	\$405	\$13,565
Public Services	\$0	\$0	\$168	\$0	\$48	\$216
Adjudication	\$0	\$0	\$2,706	\$0	\$64	\$2,770
Insurance Administration	\$0	\$0	\$3,867	\$0	\$382	\$4,249
Congestion & Environmental	\$0	\$0	\$1,774	\$0	\$1,785	\$3,559
Property Damage & Loss	\$0	\$0	\$9,302	\$0	\$2,467	\$11,769
Subtotal (Monetary Cost)	\$0	\$0	\$38,018	\$0	\$5,335	\$43,353
Quality of Life	\$0	\$0	\$156,415	\$0	\$3,614	\$160,029
<b>Total (Comprehensive Cost)</b>	<b>\$0</b>	<b>\$0</b>	<b>\$194,433</b>	<b>\$0</b>	<b>\$8,949</b>	<b>\$203,382</b>

Costs of Bicycle Crashes in Barry County (2021 dollars)						
	Fatal	Serious Injury	Moderate Injury	Minor Injury	Property Damage Only	Total
Medical Care	\$0	\$0	\$7,041	\$12,816	\$648	\$20,505
Work Loss	\$0	\$0	\$13,160	\$25,053	\$1,234	\$39,447
Public Services	\$0	\$0	\$168	\$465	\$69	\$702
Adjudication	\$0	\$0	\$2,706	\$5,076	\$237	\$8,019
Insurance Administration	\$0	\$0	\$3,867	\$7,311	\$630	\$11,808
Congestion & Environmental	\$0	\$0	\$1,774	\$3,774	\$1,963	\$7,511
Property Damage & Loss	\$0	\$0	\$9,302	\$714	\$2,501	\$12,517
Subtotal (Monetary Cost)	\$0	\$0	\$38,018	\$55,209	\$7,282	\$100,509
Quality of Life	\$0	\$0	\$156,415	\$325,467	\$15,343	\$497,225
<b>Total (Comprehensive Cost)</b>	<b>\$0</b>	<b>\$0</b>	<b>\$194,433</b>	<b>\$380,676</b>	<b>\$22,625</b>	<b>\$597,734</b>

Crash Casualties



Crash Costs



# Baraga County Pedestrian Crashes

Injury Severity	Pedestrian Crash Victims	Pedestrian Victim Costs
Fatal	0	\$0
Serious Injury	0	\$0
Moderate Injury	0	\$0
Minor Injury	0	\$0
Property Damage Only	0	\$0
Total	0	\$0
Average cost of crash casualty	\$0	

Injury Severity	Non-pedestrian Crash Victims	Non-pedestrian Victim Costs
Fatal	0	\$0
Serious Injury	0	\$0
Moderate Injury	0	\$0
Minor Injury	0	\$0
Property Damage Only	0	\$0
Total	0	\$0
Average cost of crash casualty	\$0	

Crash Casualties

No Pedestrian Crashes

Crash Costs

**Pedestrian Crash Costs  
= \$0**

Pedestrian Victim Costs in Pedestrian Crashes in Baraga County (2021 dollars)						
	Fatal	Serious Injury	Moderate Injury	Minor Injury	Property Damage Only	Total
Medical Care	\$0	\$0	\$0	\$0	\$0	\$0
Work Loss	\$0	\$0	\$0	\$0	\$0	\$0
Public Services	\$0	\$0	\$0	\$0	\$0	\$0
Adjudication	\$0	\$0	\$0	\$0	\$0	\$0
Insurance Administration	\$0	\$0	\$0	\$0	\$0	\$0
Congestion & Environmental	\$0	\$0	\$0	\$0	\$0	\$0
Subtotal (Monetary Cost)	\$0	\$0	\$0	\$0	\$0	\$0
Quality of Life	\$0	\$0	\$0	\$0	\$0	\$0
<b>Total (Comprehensive Cost)</b>	<b>\$0</b>	<b>\$0</b>	<b>\$0</b>	<b>\$0</b>	<b>\$0</b>	<b>\$0</b>

Non-pedestrian Victim in Pedestrian Crashes in Baraga County (2021 dollars)						
	Fatal	Serious Injury	Moderate Injury	Minor Injury	Property Damage Only	Total
Medical Care	\$0	\$0	\$0	\$0	\$0	\$0
Work Loss	\$0	\$0	\$0	\$0	\$0	\$0
Public Services	\$0	\$0	\$0	\$0	\$0	\$0
Adjudication	\$0	\$0	\$0	\$0	\$0	\$0
Insurance Administration	\$0	\$0	\$0	\$0	\$0	\$0
Congestion & Environmental	\$0	\$0	\$0	\$0	\$0	\$0
Subtotal (Monetary Cost)	\$0	\$0	\$0	\$0	\$0	\$0
Quality of Life	\$0	\$0	\$0	\$0	\$0	\$0
<b>Total (Comprehensive Cost)</b>	<b>\$0</b>	<b>\$0</b>	<b>\$0</b>	<b>\$0</b>	<b>\$0</b>	<b>\$0</b>

Costs of Pedestrian Crashes in Baraga County (2021 dollars)						
	Fatal	Serious Injury	Moderate Injury	Minor Injury	Property Damage Only	Total
Medical Care	\$0	\$0	\$0	\$0	\$0	\$0
Work Loss	\$0	\$0	\$0	\$0	\$0	\$0
Public Services	\$0	\$0	\$0	\$0	\$0	\$0
Adjudication	\$0	\$0	\$0	\$0	\$0	\$0
Insurance Administration	\$0	\$0	\$0	\$0	\$0	\$0
Congestion & Environmental	\$0	\$0	\$0	\$0	\$0	\$0
Subtotal (Monetary Cost)	\$0	\$0	\$0	\$0	\$0	\$0
Quality of Life	\$0	\$0	\$0	\$0	\$0	\$0
<b>Total (Comprehensive Cost)</b>	<b>\$0</b>	<b>\$0</b>	<b>\$0</b>	<b>\$0</b>	<b>\$0</b>	<b>\$0</b>

# Barry County Traffic Crashes and Crime

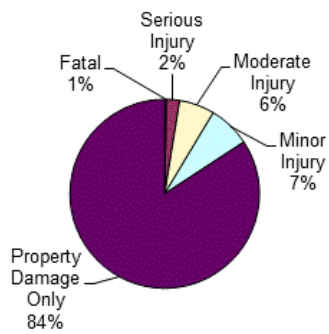
Crash Casualty Severity	Crash Casualties	Crash Costs
Fatal	6	\$62,367,498
Serious Injury	45	\$42,108,480
Moderate Injury	121	\$23,526,393
Minor Injury	144	\$14,499,360
Property Damage Only	1,689	\$15,114,861
Total	2,005	\$157,616,592
Average cost of crash casualty		\$78,612

Index Crime Category	Number of Crimes	Crime Costs
Murder	3	\$29,728,167
Rape	70	\$39,585,210
Aggravated Assault	57	\$2,653,236
Robbery	4	\$185,928
Larceny	392	\$1,678,152
Burglary	93	\$396,273
Motor Vehicle Theft	73	\$751,973
Total	692	\$74,978,939
Average cost of index crime		\$108,351

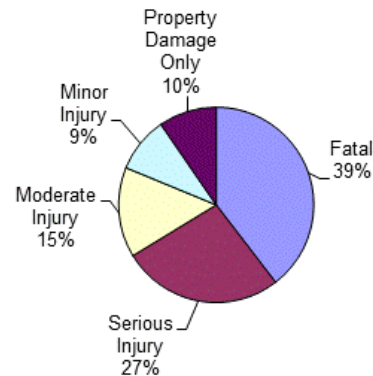
Costs of Crashes in Barry County (2021 dollars)						
	Fatal	Serious Injury	Moderate Injury	Minor Injury	Property Damage Only	Total
Medical Care	\$101,760	\$1,803,555	\$851,961	\$519,264	\$310,776	\$3,587,316
Work Loss	\$7,842,306	\$3,104,100	\$1,592,360	\$934,416	\$684,045	\$14,157,227
Public Services	\$6,540	\$14,985	\$20,328	\$17,280	\$81,072	\$140,205
Adjudication & Sanctioning	\$777,774	\$657,180	\$327,426	\$193,824	\$108,096	\$2,064,300
Insurance Administration	\$205,722	\$561,105	\$467,907	\$327,888	\$645,198	\$2,207,820
Congestion & Environmental	\$43,992	\$81,225	\$214,654	\$255,744	\$3,014,865	\$3,610,480
Property Damage & Loss	\$93,648	\$559,440	\$1,125,542	\$1,003,824	\$4,166,763	\$6,949,217
Subtotal (Monetary Cost)	\$9,071,742	\$6,781,590	\$4,600,178	\$3,252,240	\$9,010,815	\$32,716,565
Quality of Life	\$53,295,756	\$35,326,890	\$18,926,215	\$11,247,120	\$6,104,046	\$124,900,027
<b>Total (Comprehensive Cost)</b>	<b>\$62,367,498</b>	<b>\$42,108,480</b>	<b>\$23,526,393</b>	<b>\$14,499,360</b>	<b>\$15,114,861</b>	<b>\$157,616,592</b>

Costs of Index Crimes in Barry County (2021 dollars)								
	Murder	Rape	Aggravated Assault	Robbery	Larceny	Burglary	Motor Vehicle Theft	Total
Medical Care	\$38,679	\$236,180	\$120,555	\$7,932	\$0	\$0	\$0	\$403,346
Mental Health	\$36,375	\$460,950	\$23,256	\$796	\$0	\$0	\$0	\$521,377
Work Loss	\$3,480,774	\$498,890	\$129,732	\$18,424	\$12,152	\$3,627	\$8,541	\$4,152,140
Public Services	\$314,355	\$53,270	\$139,023	\$3,168	\$206,584	\$33,666	\$33,215	\$783,281
Adjudication & Sanctioning	\$1,467,138	\$3,166,660	\$341,715	\$57,988	\$1,017,240	\$71,703	\$145,270	\$6,267,714
Property Damage & Loss	\$633	\$13,230	\$4,788	\$5,508	\$442,176	\$287,277	\$564,947	\$1,318,559
Subtotal (Monetary Cost)	\$5,337,954	\$4,429,180	\$759,069	\$93,816	\$1,678,152	\$396,273	\$751,973	\$13,446,417
Quality of Life	\$24,390,213	\$35,156,030	\$1,894,167	\$92,112	\$0	\$0	\$0	\$61,532,522
<b>Total (Comprehensive Costs)</b>	<b>\$29,728,167</b>	<b>\$39,585,210</b>	<b>\$2,653,236</b>	<b>\$185,928</b>	<b>\$1,678,152</b>	<b>\$396,273</b>	<b>\$751,973</b>	<b>\$74,978,939</b>

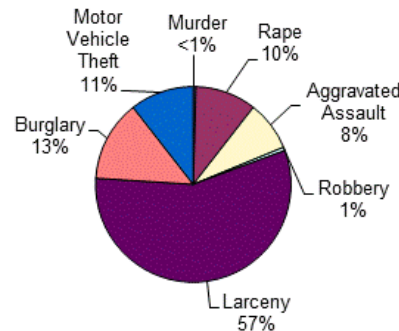
Crash Casualties



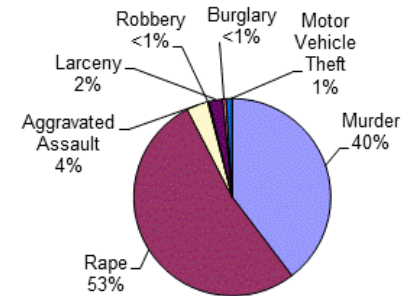
Crash Costs



Index Crimes



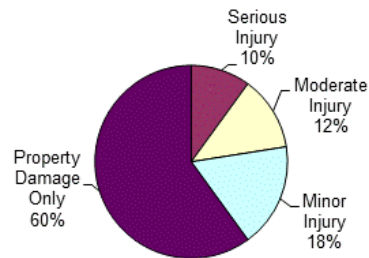
Index Crime Costs



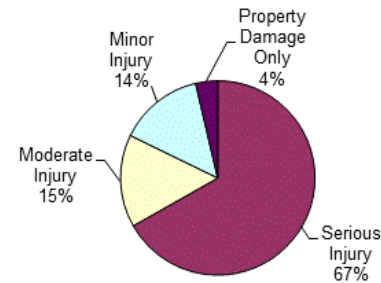
# Barry County Alcohol-Involved Crashes

Crash Casualty Severity	Crash Casualties	Crash Costs
Fatal	0	\$0
Serious Injury	8	\$8,334,992
Moderate Injury	10	\$1,921,202
Minor Injury	14	\$1,766,742
Property Damage Only	48	\$454,752
<b>Total</b>	<b>80</b>	<b>\$12,477,688</b>
Average cost of crash casualty		\$155,971

Crash Casualties



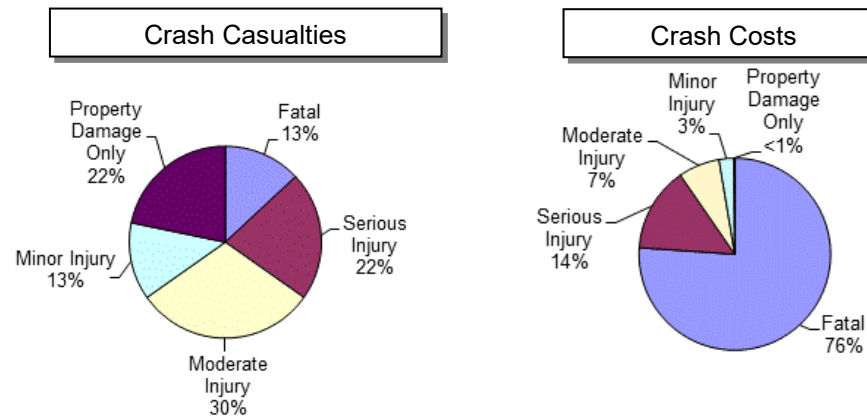
Crash Costs



Costs of Alcohol-Involved Crashes in Barry County (2021 dollars)						
	Fatal	Serious Injury	Moderate Injury	Minor Injury	Property Damage Only	Total
Medical Care	\$0	\$357,152	\$65,460	\$60,424	\$10,080	\$493,116
Work Loss	\$0	\$599,992	\$123,390	\$107,058	\$20,976	\$851,416
Public Services	\$0	\$2,744	\$1,660	\$1,806	\$2,352	\$8,562
Adjudication & Sanctioning	\$0	\$132,800	\$27,490	\$23,870	\$3,936	\$188,096
Insurance Administration	\$0	\$109,768	\$43,460	\$41,748	\$20,880	\$215,856
Congestion & Environmental	\$0	\$14,456	\$24,822	\$85,104	\$85,680	\$210,062
Property Damage & Loss	\$0	\$100,800	\$94,060	\$109,116	\$122,400	\$426,376
<b>Subtotal (Monetary Cost)</b>	<b>\$0</b>	<b>\$1,317,712</b>	<b>\$380,342</b>	<b>\$429,126</b>	<b>\$266,304</b>	<b>\$2,393,484</b>
Quality of Life	\$0	\$7,017,280	\$1,540,860	\$1,337,616	\$188,448	\$10,084,204
<b>Total (Comprehensive Cost)</b>	<b>\$0</b>	<b>\$8,334,992</b>	<b>\$1,921,202</b>	<b>\$1,766,742</b>	<b>\$454,752</b>	<b>\$12,477,688</b>

# Barry County Drug-Involved Crashes

Crash Casualty Severity	Crash Casualties	Crash Costs
Fatal	3	\$34,529,850
Serious Injury	5	\$6,489,110
Moderate Injury	7	\$3,155,509
Minor Injury	3	\$1,125,711
Property Damage Only	5	\$79,385
<b>Total</b>	<b>23</b>	<b>\$45,379,565</b>
Average cost of crash casualty	\$1,973,025	

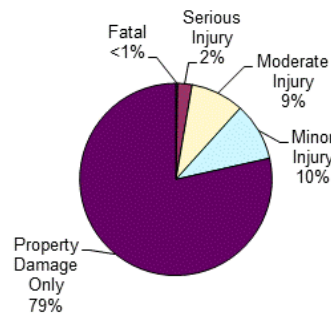


Costs of Drug-Involved Crashes in Barry County (2021 dollars)						
	Fatal	Serious Injury	Moderate Injury	Minor Injury	Property Damage Only	Total
Medical Care	\$50,880	\$271,330	\$115,332	\$40,977	\$2,085	\$480,604
Work Loss	\$4,694,283	\$462,295	\$220,542	\$76,884	\$4,310	\$5,458,314
Public Services	\$3,270	\$1,940	\$1,575	\$582	\$265	\$7,632
Adjudication & Sanctioning	\$388,887	\$101,145	\$47,236	\$16,617	\$880	\$554,765
Insurance Administration	\$102,861	\$84,710	\$54,418	\$19,461	\$2,815	\$264,265
Congestion & Environmental	\$21,996	\$9,080	\$12,488	\$5,355	\$8,925	\$57,844
Property Damage & Loss	\$46,824	\$68,040	\$74,375	\$27,606	\$13,585	\$230,430
<b>Subtotal (Monetary Cost)</b>	<b>\$5,309,001</b>	<b>\$998,540</b>	<b>\$525,966</b>	<b>\$187,482</b>	<b>\$32,865</b>	<b>\$7,053,854</b>
Quality of Life	\$29,220,849	\$5,490,570	\$2,629,543	\$938,229	\$46,520	\$38,325,711
<b>Total (Comprehensive Cost)</b>	<b>\$34,529,850</b>	<b>\$6,489,110</b>	<b>\$3,155,509</b>	<b>\$1,125,711</b>	<b>\$79,385</b>	<b>\$45,379,565</b>

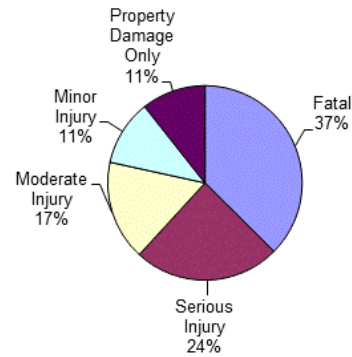
# Barry County Young Driver Crashes (<21)

Crash Casualty Severity	Crash Casualties	Crash Costs
Fatal	1	\$10,394,583
Serious Injury	9	\$6,761,043
Moderate Injury	33	\$4,606,173
Minor Injury	36	\$3,037,464
Property Damage Only	289	\$2,953,291
<b>Total</b>	<b>368</b>	<b>\$27,752,554</b>
Average cost of crash casualty		\$75,415

Crash Casualties



Crash Costs



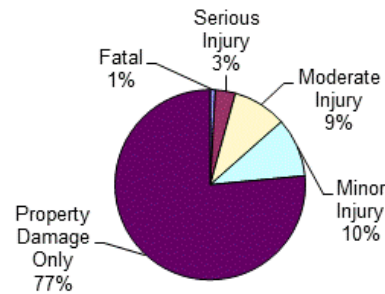
Costs of Young Driver Crashes in Barry County (2021 dollars)						
	Fatal	Serious Injury	Moderate Injury	Minor Injury	Property Damage Only	Total
Medical Care	\$16,960	\$285,264	\$158,664	\$112,788	\$67,626	\$641,302
Work Loss	\$1,307,051	\$486,063	\$304,722	\$199,116	\$136,986	\$2,433,938
Public Services	\$1,090	\$2,664	\$5,247	\$4,356	\$14,739	\$28,096
Adjudication	\$129,629	\$103,311	\$62,139	\$41,616	\$23,120	\$359,815
Insurance Administration	\$34,287	\$92,772	\$105,006	\$75,276	\$123,981	\$431,322
Congestion & Environmental	\$7,332	\$16,191	\$58,509	\$63,828	\$515,865	\$661,725
Property Damage & Loss	\$15,608	\$105,039	\$299,541	\$260,856	\$770,474	\$1,451,518
<b>Subtotal (Monetary Cost)</b>	<b>\$1,511,957</b>	<b>\$1,091,304</b>	<b>\$993,828</b>	<b>\$757,836</b>	<b>\$1,652,791</b>	<b>\$6,007,716</b>
Quality of Life	\$8,882,626	\$5,669,739	\$3,612,345	\$2,279,628	\$1,300,500	\$21,744,838
<b>Total (Comprehensive Cost)</b>	<b>\$10,394,583</b>	<b>\$6,761,043</b>	<b>\$4,606,173</b>	<b>\$3,037,464</b>	<b>\$2,953,291</b>	<b>\$27,752,554</b>



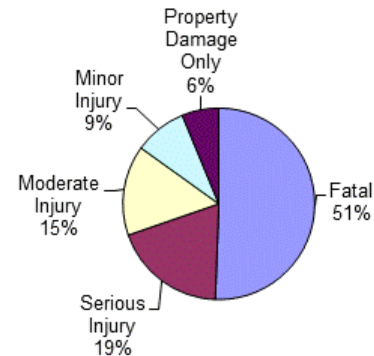
# Barry County Older Driver Crashes (65+)

Crash Casualty Severity	Crash Casualties	Crash Costs
Fatal	3	\$31,183,749
Serious Injury	12	\$11,774,616
Moderate Injury	32	\$9,386,368
Minor Injury	35	\$5,458,495
Property Damage Only	267	\$3,835,455
<b>Total</b>	<b>349</b>	<b>\$61,638,683</b>
Average cost of crash casualty	\$176,615	

Crash Casualties



Crash Costs

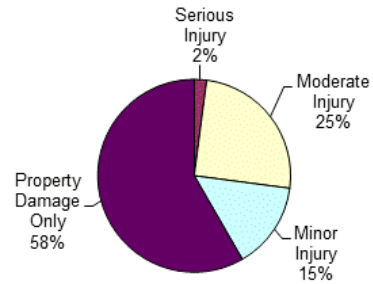


Costs of Older Driver Crashes in Barry County (2021 dollars)						
	Fatal	Serious Injury	Moderate Injury	Minor Injury	Property Damage Only	Total
Medical Care	\$50,880	\$492,840	\$339,072	\$196,385	\$104,397	\$1,183,574
Work Loss	\$3,921,153	\$853,308	\$645,632	\$366,030	\$196,245	\$5,982,368
Public Services	\$3,270	\$4,068	\$6,080	\$4,865	\$14,418	\$32,701
Adjudication	\$388,887	\$180,192	\$131,840	\$75,145	\$36,312	\$812,376
Insurance Administration	\$102,861	\$159,360	\$166,560	\$108,640	\$137,238	\$674,659
Congestion & Environmental	\$21,996	\$21,660	\$56,960	\$62,195	\$476,328	\$639,139
Property Damage & Loss	\$46,824	\$156,180	\$308,576	\$267,540	\$766,824	\$1,545,944
<b>Subtotal (Monetary Cost)</b>	<b>\$4,535,871</b>	<b>\$1,867,608</b>	<b>\$1,654,720</b>	<b>\$1,080,800</b>	<b>\$1,731,762</b>	<b>\$10,870,761</b>
Quality of Life	\$26,647,878	\$9,907,008	\$7,731,648	\$4,377,695	\$2,103,693	\$50,767,922
<b>Total (Comprehensive Cost)</b>	<b>\$31,183,749</b>	<b>\$11,774,616</b>	<b>\$9,386,368</b>	<b>\$5,458,495</b>	<b>\$3,835,455</b>	<b>\$61,638,683</b>

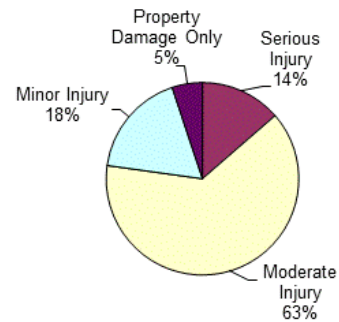
# Barry County Medium/Large Truck Crashes

Crash Casualty Severity	Crash Casualties	Crash Costs
Fatal	0	\$0
Serious Injury	1	\$873,140
Moderate Injury	12	\$4,076,928
Minor Injury	7	\$1,133,888
Property Damage Only	28	\$327,460
<b>Total</b>	<b>48</b>	<b>\$6,411,416</b>
Average cost of crash casualty		\$133,571

Crash Casualties



Crash Costs



Costs of Medium/Large Truck Crashes in Barry County (2021 dollars)						
	Fatal	Serious Injury	Moderate Injury	Minor Injury	Property Damage Only	Total
Medical Care	\$0	\$40,481	\$207,180	\$55,419	\$10,164	\$313,244
Work Loss	\$0	\$125,394	\$640,536	\$159,824	\$81,564	\$1,007,318
Public Services	\$0	\$321	\$2,100	\$1,344	\$1,316	\$5,081
Adjudication	\$0	\$14,511	\$34,008	\$10,514	\$4,452	\$63,485
Insurance Administration	\$0	\$11,399	\$43,800	\$15,610	\$15,344	\$86,153
Congestion & Environmental	\$0	\$1,867	\$22,020	\$12,859	\$51,716	\$88,462
Property Damage & Loss	\$0	\$10,723	\$98,556	\$43,785	\$80,640	\$233,704
<b>Subtotal (Monetary Cost)</b>	<b>\$0</b>	<b>\$204,696</b>	<b>\$1,048,200</b>	<b>\$299,355</b>	<b>\$245,196</b>	<b>\$1,797,447</b>
Quality of Life	\$0	\$668,444	\$3,028,728	\$834,533	\$82,264	\$4,613,969
<b>Total (Comprehensive Cost)</b>	<b>\$0</b>	<b>\$873,140</b>	<b>\$4,076,928</b>	<b>\$1,133,888</b>	<b>\$327,460</b>	<b>\$6,411,416</b>

# Barry County Motorcycle Crashes

Injury Severity	Motorcyclist Crash Victims	Motorcyclist Victim Costs
Fatal	1	\$10,729,068
Serious Injury	7	\$6,800,297
Moderate Injury	5	\$1,331,520
Minor Injury	3	\$700,857
Property Damage Only	7	\$351,834
<b>Total</b>	<b>23</b>	<b>\$19,913,576</b>
Average cost of crash casualty		\$865,808

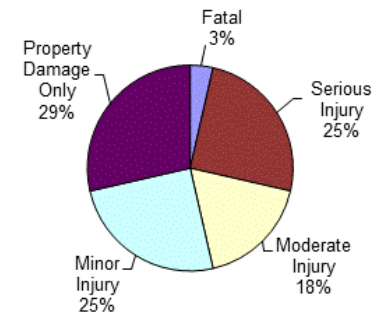
Injury Severity	Non-motorcyclist Crash Victims	Non-motorcyclist Victim Costs
Fatal	0	\$0
Serious Injury	0	\$0
Moderate Injury	0	\$0
Minor Injury	4	\$402,760
Property Damage Only	1	\$5,937
<b>Total</b>	<b>5</b>	<b>\$408,697</b>
Average cost of crash casualty		\$81,739

Motorcyclist Victim Costs in Motorcycle Crashes in Barry County (2021 dollars)						
	Fatal	Serious Injury	Moderate Injury	Minor Injury	Property Damage Only	Total
Medical Care	\$19,680	\$283,374	\$47,445	\$24,930	\$10,878	\$386,307
Work Loss	\$1,477,877	\$512,953	\$95,910	\$50,403	\$22,267	\$2,159,410
Public Services	\$1,090	\$2,373	\$965	\$555	\$595	\$5,578
Adjudication	\$129,629	\$106,862	\$19,275	\$10,134	\$4,431	\$270,331
Insurance Administration	\$32,488	\$90,209	\$24,465	\$13,299	\$9,758	\$170,219
Congestion & Environmental	\$7,332	\$9,576	\$6,640	\$3,984	\$9,317	\$36,849
Property Damage & Loss	\$22,303	\$83,636	\$47,640	\$27,804	\$39,837	\$221,220
Subtotal (Monetary Cost)	\$1,690,399	\$1,088,983	\$242,340	\$131,109	\$97,083	\$3,249,914
Quality of Life	\$9,038,669	\$5,711,314	\$1,089,180	\$569,748	\$254,751	\$16,663,662
<b>Total (Comprehensive Cost)</b>	<b>\$10,729,068</b>	<b>\$6,800,297</b>	<b>\$1,331,520</b>	<b>\$700,857</b>	<b>\$351,834</b>	<b>\$19,913,576</b>

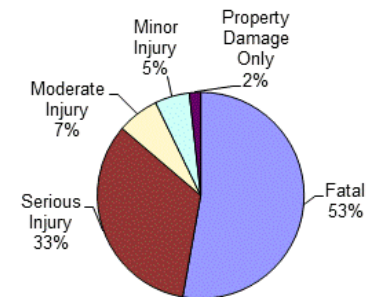
Non-motorcyclist Victim Costs in Motorcycle Crashes in Barry County (2021 dollars)						
	Fatal	Serious Injury	Moderate Injury	Minor Injury	Property Damage Only	Total
Medical Care	\$0	\$0	\$0	\$14,424	\$0	\$14,424
Work Loss	\$0	\$0	\$0	\$25,956	\$123	\$26,079
Public Services	\$0	\$0	\$0	\$480	\$25	\$505
Adjudication	\$0	\$0	\$0	\$5,384	\$0	\$5,384
Insurance Administration	\$0	\$0	\$0	\$9,108	\$434	\$9,542
Congestion & Environmental	\$0	\$0	\$0	\$7,104	\$1,787	\$8,891
Property Damage & Loss	\$0	\$0	\$0	\$27,884	\$3,568	\$31,452
Subtotal (Monetary Cost)	\$0	\$0	\$0	\$90,340	\$5,937	\$96,277
Quality of Life	\$0	\$0	\$0	\$312,420	\$0	\$312,420
<b>Total (Comprehensive Cost)</b>	<b>\$0</b>	<b>\$0</b>	<b>\$0</b>	<b>\$402,760</b>	<b>\$5,937</b>	<b>\$408,697</b>

Costs of Motorcycle Crashes in Barry County (2021 dollars)						
	Fatal	Serious Injury	Moderate Injury	Minor Injury	Property Damage Only	Total
Medical Care	\$19,680	\$283,374	\$47,445	\$39,354	\$10,878	\$400,731
Work Loss	\$1,477,877	\$512,953	\$95,910	\$76,359	\$22,390	\$2,185,489
Public Services	\$1,090	\$2,373	\$965	\$1,035	\$620	\$6,083
Adjudication	\$129,629	\$106,862	\$19,275	\$15,518	\$4,431	\$275,715
Insurance Administration	\$32,488	\$90,209	\$24,465	\$22,407	\$10,192	\$179,761
Congestion & Environmental	\$7,332	\$9,576	\$6,640	\$11,088	\$11,104	\$45,740
Property Damage & Loss	\$22,303	\$83,636	\$47,640	\$55,688	\$43,405	\$252,672
Subtotal (Monetary Cost)	\$1,690,399	\$1,088,983	\$242,340	\$221,449	\$103,020	\$3,346,191
Quality of Life	\$9,038,669	\$5,711,314	\$1,089,180	\$882,168	\$254,751	\$16,976,082
<b>Total (Comprehensive Cost)</b>	<b>\$10,729,068</b>	<b>\$6,800,297</b>	<b>\$1,331,520</b>	<b>\$1,103,617</b>	<b>\$357,771</b>	<b>\$20,322,273</b>

Crash Casualties



Crash Costs



# Barry County Bicycle Crashes

Injury Severity	Bicyclist Crash Victims	Bicyclist Victim Costs
Fatal	0	\$0
Serious Injury	0	\$0
Moderate Injury	0	\$0
Minor Injury	3	\$380,676
Property Damage Only	1	\$13,676
<b>Total</b>	<b>4</b>	<b>\$394,352</b>
Average cost of crash casualty	\$98,588	

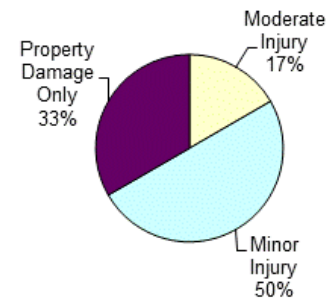
Injury Severity	Non-bicyclist Crash Victims	Non-bicyclist Victim Costs
Fatal	0	\$0
Serious Injury	0	\$0
Moderate Injury	1	\$194,433
Minor Injury	0	\$0
Property Damage Only	1	\$8,949
<b>Total</b>	<b>2</b>	<b>\$203,382</b>
Average cost of crash casualty	\$101,691	

Bicyclist Victim Costs in Bicycle Crashes in Barry County (2021 dollars)						
	Fatal	Serious Injury	Moderate Injury	Minor Injury	Property Damage Only	Total
Medical Care	\$0	\$0	\$0	\$12,816	\$464	\$13,280
Work Loss	\$0	\$0	\$0	\$25,053	\$829	\$25,882
Public Services	\$0	\$0	\$0	\$465	\$21	\$486
Adjudication	\$0	\$0	\$0	\$5,076	\$173	\$5,249
Insurance Administration	\$0	\$0	\$0	\$7,311	\$248	\$7,559
Congestion & Environmental	\$0	\$0	\$0	\$3,774	\$178	\$3,952
Property Damage & Loss	\$0	\$0	\$0	\$714	\$34	\$748
Subtotal (Monetary Cost)	\$0	\$0	\$0	\$55,209	\$1,947	\$57,156
Quality of Life	\$0	\$0	\$0	\$325,467	\$11,729	\$337,196
<b>Total (Comprehensive Cost)</b>	<b>\$0</b>	<b>\$0</b>	<b>\$0</b>	<b>\$380,676</b>	<b>\$13,676</b>	<b>\$394,352</b>

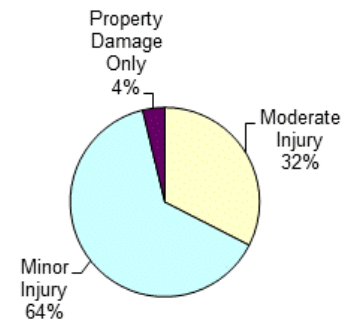
Non-bicyclist Victim Costs in Bicycle Crashes in Barry County (2021 dollars)						
	Fatal	Serious Injury	Moderate Injury	Minor Injury	Property Damage Only	Total
Medical Care	\$0	\$0	\$7,041	\$0	\$184	\$7,225
Work Loss	\$0	\$0	\$13,160	\$0	\$405	\$13,565
Public Services	\$0	\$0	\$168	\$0	\$48	\$216
Adjudication	\$0	\$0	\$2,706	\$0	\$64	\$2,770
Insurance Administration	\$0	\$0	\$3,867	\$0	\$382	\$4,249
Congestion & Environmental	\$0	\$0	\$1,774	\$0	\$1,785	\$3,559
Property Damage & Loss	\$0	\$0	\$9,302	\$0	\$2,467	\$11,769
Subtotal (Monetary Cost)	\$0	\$0	\$38,018	\$0	\$5,335	\$43,353
Quality of Life	\$0	\$0	\$156,415	\$0	\$3,614	\$160,029
<b>Total (Comprehensive Cost)</b>	<b>\$0</b>	<b>\$0</b>	<b>\$194,433</b>	<b>\$0</b>	<b>\$8,949</b>	<b>\$203,382</b>

Costs of Bicycle Crashes in Barry County (2021 dollars)						
	Fatal	Serious Injury	Moderate Injury	Minor Injury	Property Damage Only	Total
Medical Care	\$0	\$0	\$7,041	\$12,816	\$648	\$20,505
Work Loss	\$0	\$0	\$13,160	\$25,053	\$1,234	\$39,447
Public Services	\$0	\$0	\$168	\$465	\$69	\$702
Adjudication	\$0	\$0	\$2,706	\$5,076	\$237	\$8,019
Insurance Administration	\$0	\$0	\$3,867	\$7,311	\$630	\$11,808
Congestion & Environmental	\$0	\$0	\$1,774	\$3,774	\$1,963	\$7,511
Property Damage & Loss	\$0	\$0	\$9,302	\$714	\$2,501	\$12,517
Subtotal (Monetary Cost)	\$0	\$0	\$38,018	\$55,209	\$7,282	\$100,509
Quality of Life	\$0	\$0	\$156,415	\$325,467	\$15,343	\$497,225
<b>Total (Comprehensive Cost)</b>	<b>\$0</b>	<b>\$0</b>	<b>\$194,433</b>	<b>\$380,676</b>	<b>\$22,625</b>	<b>\$597,734</b>

Crash Casualties



Crash Costs



# Barry County Pedestrian Crashes

Injury Severity	Pedestrian Crash Victims	Pedestrian Victim Costs
Fatal	1	\$9,734,351
Serious Injury	0	\$0
Moderate Injury	5	\$1,233,050
Minor Injury	1	\$155,602
Property Damage Only	0	\$0
<b>Total</b>	<b>7</b>	<b>\$11,123,003</b>
Average cost of crash casualty		\$1,589,000

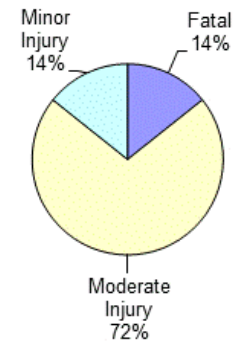
Injury Severity	Non-pedestrian Crash Victims	Non-pedestrian Victim Costs
Fatal	0	\$0
Serious Injury	0	\$0
Moderate Injury	0	\$0
Minor Injury	0	\$0
Property Damage Only	0	\$0
<b>Total</b>	<b>0</b>	<b>\$0</b>
Average cost of crash casualty		\$0

Pedestrian Victim Costs in Pedestrian Crashes in Barry County (2021 dollars)						
	Fatal	Serious Injury	Moderate Injury	Minor Injury	Property Damage Only	Total
Medical Care	\$22,607	\$0	\$45,665	\$5,464	\$0	\$73,736
Work Loss	\$1,187,181	\$0	\$77,660	\$8,950	\$0	\$1,273,791
Public Services	\$1,090	\$0	\$900	\$155	\$0	\$2,145
Adjudication	\$129,629	\$0	\$16,560	\$1,934	\$0	\$148,123
Insurance Administration	\$48,594	\$0	\$22,570	\$2,729	\$0	\$73,893
Congestion & Environmental	\$7,332	\$0	\$6,580	\$1,258	\$0	\$15,170
Subtotal (Monetary Cost)	\$1,396,433	\$0	\$169,935	\$20,490	\$0	\$1,586,858
Quality of Life	\$8,337,918	\$0	\$1,063,115	\$135,112	\$0	\$9,536,145
<b>Total (Comprehensive Cost)</b>	<b>\$9,734,351</b>	<b>\$0</b>	<b>\$1,233,050</b>	<b>\$155,602</b>	<b>\$0</b>	<b>\$11,123,003</b>

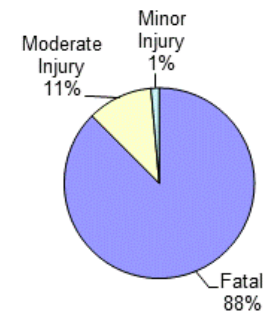
Non-pedestrian Victim in Pedestrian Crashes in Barry County (2021 dollars)						
	Fatal	Serious Injury	Moderate Injury	Minor Injury	Property Damage Only	Total
Medical Care	\$0	\$0	\$0	\$0	\$0	\$0
Work Loss	\$0	\$0	\$0	\$0	\$0	\$0
Public Services	\$0	\$0	\$0	\$0	\$0	\$0
Adjudication	\$0	\$0	\$0	\$0	\$0	\$0
Insurance Administration	\$0	\$0	\$0	\$0	\$0	\$0
Congestion & Environmental	\$0	\$0	\$0	\$0	\$0	\$0
Subtotal (Monetary Cost)	\$0	\$0	\$0	\$0	\$0	\$0
Quality of Life	\$0	\$0	\$0	\$0	\$0	\$0
<b>Total (Comprehensive Cost)</b>	<b>\$0</b>	<b>\$0</b>	<b>\$0</b>	<b>\$0</b>	<b>\$0</b>	<b>\$0</b>

Costs of Pedestrian Crashes in Barry County (2021 dollars)						
	Fatal	Serious Injury	Moderate Injury	Minor Injury	Property Damage Only	Total
Medical Care	\$22,607	\$0	\$45,665	\$5,464	\$0	\$73,736
Work Loss	\$1,187,181	\$0	\$77,660	\$8,950	\$0	\$1,273,791
Public Services	\$1,090	\$0	\$900	\$155	\$0	\$2,145
Adjudication	\$129,629	\$0	\$16,560	\$1,934	\$0	\$148,123
Insurance Administration	\$48,594	\$0	\$22,570	\$2,729	\$0	\$73,893
Congestion & Environmental	\$7,332	\$0	\$6,580	\$1,258	\$0	\$15,170
Subtotal (Monetary Cost)	\$1,396,433	\$0	\$169,935	\$20,490	\$0	\$1,586,858
Quality of Life	\$8,337,918	\$0	\$1,063,115	\$135,112	\$0	\$9,536,145
<b>Total (Comprehensive Cost)</b>	<b>\$9,734,351</b>	<b>\$0</b>	<b>\$1,233,050</b>	<b>\$155,602</b>	<b>\$0</b>	<b>\$11,123,003</b>

Crash Casualties



Crash Costs



# Bay County Traffic Crashes and Crime

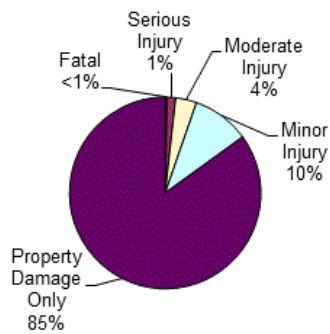
Crash Casualty Severity	Crash Casualties	Crash Costs
Fatal	13	\$135,129,579
Serious Injury	69	\$64,566,336
Moderate Injury	165	\$32,081,445
Minor Injury	452	\$45,511,880
Property Damage Only	3,950	\$35,348,550
<b>Total</b>	<b>4,649</b>	<b>\$312,637,790</b>
Average cost of crash casualty		\$67,248

Index Crime Category	Number of Crimes	Crime Costs
Murder	1	\$9,909,389
Rape	76	\$42,978,228
Aggravated Assault	215	\$10,007,820
Robbery	20	\$929,640
Larceny	832	\$3,561,792
Burglary	186	\$792,546
Motor Vehicle Theft	129	\$1,328,829
<b>Total</b>	<b>1,459</b>	<b>\$69,508,244</b>
Average cost of index crime		\$47,641

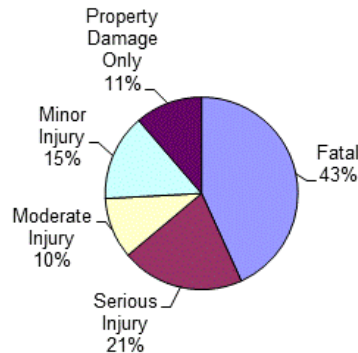
Costs of Crashes in Bay County (2021 dollars)						
	Fatal	Serious Injury	Moderate Injury	Minor Injury	Property Damage Only	Total
Medical Care	\$220,480	\$2,765,451	\$1,161,765	\$1,629,912	\$726,800	\$6,504,408
Work Loss	\$16,991,663	\$4,759,620	\$2,171,400	\$2,933,028	\$1,599,750	\$28,455,461
Public Services	\$14,170	\$22,977	\$27,720	\$54,240	\$189,600	\$308,707
Adjudication & Sanctioning	\$1,685,177	\$1,007,676	\$446,490	\$608,392	\$252,800	\$4,000,535
Insurance Administration	\$445,731	\$860,361	\$638,055	\$1,029,204	\$1,508,900	\$4,482,251
Congestion & Environmental	\$95,316	\$124,545	\$292,710	\$802,752	\$7,050,750	\$8,366,073
Property Damage & Loss	\$202,904	\$857,808	\$1,534,830	\$3,150,892	\$9,744,650	\$15,491,084
<b>Subtotal (Monetary Cost)</b>	<b>\$19,655,441</b>	<b>\$10,398,438</b>	<b>\$6,272,970</b>	<b>\$10,208,420</b>	<b>\$21,073,250</b>	<b>\$67,608,519</b>
Quality of Life	\$115,474,138	\$54,167,898	\$25,808,475	\$35,303,460	\$14,275,300	\$245,029,271
<b>Total (Comprehensive Cost)</b>	<b>\$135,129,579</b>	<b>\$64,566,336</b>	<b>\$32,081,445</b>	<b>\$45,511,880</b>	<b>\$35,348,550</b>	<b>\$312,637,790</b>

Costs of Index Crimes in Bay County (2021 dollars)								
	Murder	Rape	Aggravated Assault	Robbery	Larceny	Burglary	Motor Vehicle Theft	Total
Medical Care	\$12,893	\$256,424	\$454,725	\$39,660	\$0	\$0	\$0	\$763,702
Mental Health	\$12,125	\$500,460	\$87,720	\$3,980	\$0	\$0	\$0	\$604,285
Work Loss	\$1,160,258	\$541,652	\$489,340	\$92,120	\$25,792	\$7,254	\$15,093	\$2,331,509
Public Services	\$104,785	\$57,836	\$524,385	\$15,840	\$438,464	\$67,332	\$58,695	\$1,267,337
Adjudication & Sanctioning	\$489,046	\$3,438,088	\$1,288,925	\$289,940	\$2,159,040	\$143,406	\$256,710	\$8,065,155
Property Damage & Loss	\$211	\$14,364	\$18,060	\$27,540	\$938,496	\$574,554	\$998,331	\$2,571,556
<b>Subtotal (Monetary Cost)</b>	<b>\$1,779,318</b>	<b>\$4,808,824</b>	<b>\$2,863,155</b>	<b>\$469,080</b>	<b>\$3,561,792</b>	<b>\$792,546</b>	<b>\$1,328,829</b>	<b>\$15,603,544</b>
Quality of Life	\$8,130,071	\$38,169,404	\$7,144,665	\$460,560	\$0	\$0	\$0	\$53,904,700
<b>Total (Comprehensive Costs)</b>	<b>\$9,909,389</b>	<b>\$42,978,228</b>	<b>\$10,007,820</b>	<b>\$929,640</b>	<b>\$3,561,792</b>	<b>\$792,546</b>	<b>\$1,328,829</b>	<b>\$69,508,244</b>

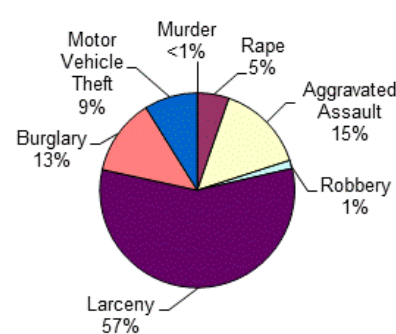
Crash Casualties



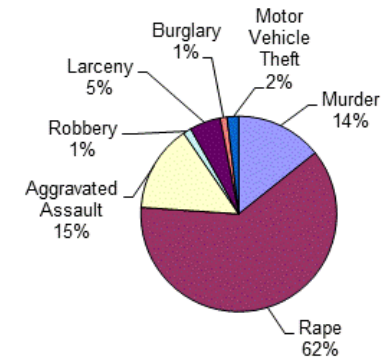
Crash Costs



Index Crimes



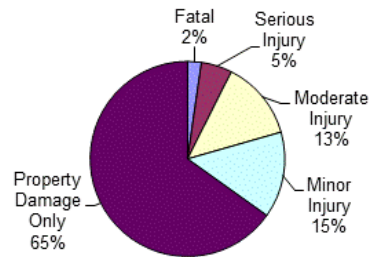
Index Crime Costs



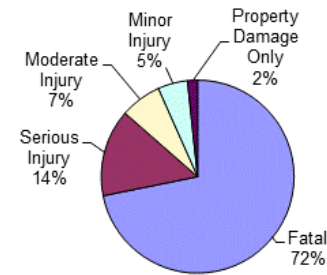
# Bay County Alcohol-Involved Crashes

Crash Casualty Severity	Crash Casualties	Crash Costs
Fatal	4	\$46,039,800
Serious Injury	9	\$9,376,866
Moderate Injury	23	\$4,405,999
Minor Injury	25	\$3,205,047
Property Damage Only	114	\$1,080,036
<b>Total</b>	<b>175</b>	<b>\$64,107,748</b>
Average cost of crash casualty		\$366,330

Crash Casualties



Crash Costs

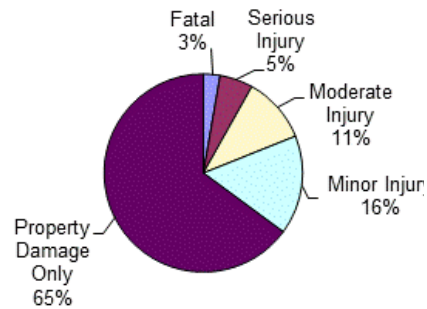


Costs of Alcohol-Involved Crashes in Bay County (2021 dollars)						
	Fatal	Serious Injury	Moderate Injury	Minor Injury	Property Damage Only	Total
Medical Care	\$67,840	\$401,796	\$150,558	\$107,900	\$23,940	\$752,034
Work Loss	\$6,259,044	\$674,991	\$283,797	\$191,175	\$49,818	\$7,458,825
Public Services	\$4,360	\$3,087	\$3,818	\$3,225	\$5,586	\$20,076
Adjudication & Sanctioning	\$518,516	\$149,400	\$63,227	\$42,625	\$9,348	\$783,116
Insurance Administration	\$137,148	\$123,489	\$99,958	\$74,550	\$49,590	\$484,735
Congestion & Environmental	\$29,328	\$16,263	\$44,325	\$202,122	\$203,490	\$495,528
Property Damage & Loss	\$62,432	\$113,400	\$216,338	\$194,850	\$290,700	\$877,720
<b>Subtotal (Monetary Cost)</b>	<b>\$7,078,668</b>	<b>\$1,482,426</b>	<b>\$862,021</b>	<b>\$816,447</b>	<b>\$632,472</b>	<b>\$10,872,034</b>
Quality of Life	\$38,961,132	\$7,894,440	\$3,543,978	\$2,388,600	\$447,564	\$53,235,714
<b>Total (Comprehensive Cost)</b>	<b>\$46,039,800</b>	<b>\$9,376,866</b>	<b>\$4,405,999</b>	<b>\$3,205,047</b>	<b>\$1,080,036</b>	<b>\$64,107,748</b>

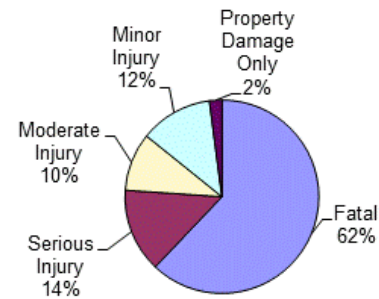
# Bay County Drug-Involved Crashes

Crash Casualty Severity	Crash Casualties	Crash Costs
Fatal	1	\$11,509,950
Serious Injury	2	\$2,595,644
Moderate Injury	4	\$1,803,148
Minor Injury	6	\$2,251,422
Property Damage Only	24	\$381,048
<b>Total</b>	<b>37</b>	<b>\$18,541,212</b>
Average cost of crash casualty	\$501,114	

Crash Casualties



Crash Costs



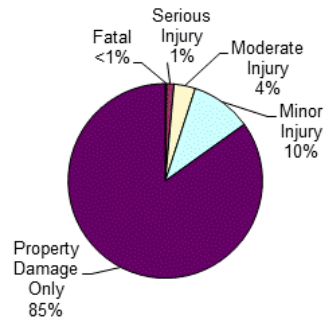
Costs of Drug-Involved Crashes in Bay County (2021 dollars)						
	Fatal	Serious Injury	Moderate Injury	Minor Injury	Property Damage Only	Total
Medical Care	\$16,960	\$108,532	\$65,904	\$81,954	\$10,008	\$283,358
Work Loss	\$1,564,761	\$184,918	\$126,024	\$153,768	\$20,688	\$2,050,159
Public Services	\$1,090	\$776	\$900	\$1,164	\$1,272	\$5,202
Adjudication & Sanctioning	\$129,629	\$40,458	\$26,992	\$33,234	\$4,224	\$234,537
Insurance Administration	\$34,287	\$33,884	\$31,096	\$38,922	\$13,512	\$151,701
Congestion & Environmental	\$7,332	\$3,632	\$7,136	\$10,710	\$42,840	\$71,650
Property Damage & Loss	\$15,608	\$27,216	\$42,500	\$55,212	\$65,208	\$205,744
<b>Subtotal (Monetary Cost)</b>	<b>\$1,769,667</b>	<b>\$399,416</b>	<b>\$300,552</b>	<b>\$374,964</b>	<b>\$157,752</b>	<b>\$3,002,351</b>
Quality of Life	\$9,740,283	\$2,196,228	\$1,502,596	\$1,876,458	\$223,296	\$15,538,861
<b>Total (Comprehensive Cost)</b>	<b>\$11,509,950</b>	<b>\$2,595,644</b>	<b>\$1,803,148</b>	<b>\$2,251,422</b>	<b>\$381,048</b>	<b>\$18,541,212</b>



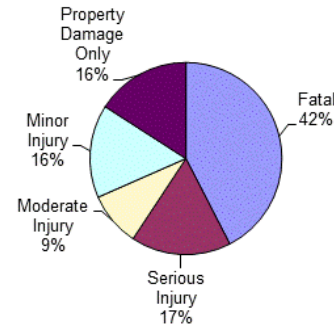
# Bay County Young Driver Crashes (<21)

Crash Casualty Severity	Crash Casualties	Crash Costs
Fatal	2	\$20,789,166
Serious Injury	11	\$8,263,497
Moderate Injury	32	\$4,466,592
Minor Injury	91	\$7,678,034
Property Damage Only	763	\$7,797,097
<b>Total</b>	<b>899</b>	<b>\$48,994,386</b>
Average cost of crash casualty		\$54,499

Crash Casualties



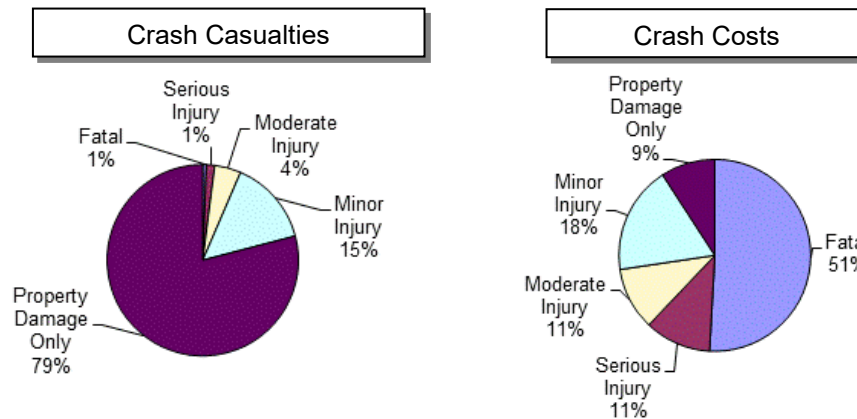
Crash Costs



Costs of Young Driver Crashes in Bay County (2021 dollars)						
	Fatal	Serious Injury	Moderate Injury	Minor Injury	Property Damage Only	Total
Medical Care	\$33,920	\$348,656	\$153,856	\$285,103	\$178,542	\$1,000,077
Work Loss	\$2,614,102	\$594,077	\$295,488	\$503,321	\$361,662	\$4,368,650
Public Services	\$2,180	\$3,256	\$5,088	\$11,011	\$38,913	\$60,448
Adjudication	\$259,258	\$126,269	\$60,256	\$105,196	\$61,040	\$612,019
Insurance Administration	\$68,574	\$113,388	\$101,824	\$190,281	\$327,327	\$801,394
Congestion & Environmental	\$14,664	\$19,789	\$56,736	\$161,343	\$1,361,955	\$1,614,487
Property Damage & Loss	\$31,216	\$128,381	\$290,464	\$659,386	\$2,034,158	\$3,143,605
<b>Subtotal (Monetary Cost)</b>	<b>\$3,023,914</b>	<b>\$1,333,816</b>	<b>\$963,712</b>	<b>\$1,915,641</b>	<b>\$4,363,597</b>	<b>\$11,600,680</b>
Quality of Life	\$17,765,252	\$6,929,681	\$3,502,880	\$5,762,393	\$3,433,500	\$37,393,706
<b>Total (Comprehensive Cost)</b>	<b>\$20,789,166</b>	<b>\$8,263,497</b>	<b>\$4,466,592</b>	<b>\$7,678,034</b>	<b>\$7,797,097</b>	<b>\$48,994,386</b>

# Bay County Older Driver Crashes (65+)

Crash Casualty Severity	Crash Casualties	Crash Costs
Fatal	6	\$62,367,498
Serious Injury	14	\$13,737,052
Moderate Injury	44	\$12,906,256
Minor Injury	143	\$22,301,851
Property Damage Only	782	\$11,233,430
<b>Total</b>	<b>989</b>	<b>\$122,546,087</b>
Average cost of crash casualty	\$123,909	

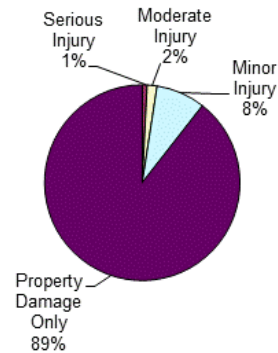


Costs of Older Driver Crashes in Bay County (2021 dollars)						
	Fatal	Serious Injury	Moderate Injury	Minor Injury	Property Damage Only	Total
Medical Care	\$101,760	\$574,980	\$466,224	\$802,373	\$305,762	\$2,251,099
Work Loss	\$7,842,306	\$995,526	\$887,744	\$1,495,494	\$574,770	\$11,795,840
Public Services	\$6,540	\$4,746	\$8,360	\$19,877	\$42,228	\$81,751
Adjudication	\$777,774	\$210,224	\$181,280	\$307,021	\$106,352	\$1,582,651
Insurance Administration	\$205,722	\$185,920	\$229,020	\$443,872	\$401,948	\$1,466,482
Congestion & Environmental	\$43,992	\$25,270	\$78,320	\$254,111	\$1,395,088	\$1,796,781
Property Damage & Loss	\$93,648	\$182,210	\$424,292	\$1,093,092	\$2,245,904	\$4,039,146
<b>Subtotal (Monetary Cost)</b>	<b>\$9,071,742</b>	<b>\$2,178,876</b>	<b>\$2,275,240</b>	<b>\$4,415,840</b>	<b>\$5,072,052</b>	<b>\$23,013,750</b>
Quality of Life	\$53,295,756	\$11,558,176	\$10,631,016	\$17,886,011	\$6,161,378	\$99,532,337
<b>Total (Comprehensive Cost)</b>	<b>\$62,367,498</b>	<b>\$13,737,052</b>	<b>\$12,906,256</b>	<b>\$22,301,851</b>	<b>\$11,233,430</b>	<b>\$122,546,087</b>

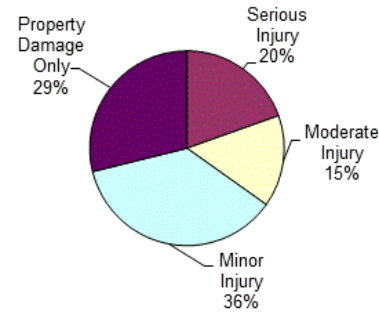
# Bay County Medium/Large Truck Crashes

Crash Casualty Severity	Crash Casualties	Crash Costs
Fatal	0	\$0
Serious Injury	1	\$873,140
Moderate Injury	2	\$679,488
Minor Injury	10	\$1,619,840
Property Damage Only	110	\$1,286,450
<b>Total</b>	<b>123</b>	<b>\$4,458,918</b>
Average cost of crash casualty		\$36,251

Crash Casualties



Crash Costs



Costs of Medium/Large Truck Crashes in Bay County (2021 dollars)						
	Fatal	Serious Injury	Moderate Injury	Minor Injury	Property Damage Only	Total
Medical Care	\$0	\$40,481	\$34,530	\$79,170	\$39,930	\$194,111
Work Loss	\$0	\$125,394	\$106,756	\$228,320	\$320,430	\$780,900
Public Services	\$0	\$321	\$350	\$1,920	\$5,170	\$7,761
Adjudication	\$0	\$14,511	\$5,668	\$15,020	\$17,490	\$52,689
Insurance Administration	\$0	\$11,399	\$7,300	\$22,300	\$60,280	\$101,279
Congestion & Environmental	\$0	\$1,867	\$3,670	\$18,370	\$203,170	\$227,077
Property Damage & Loss	\$0	\$10,723	\$16,426	\$62,550	\$316,800	\$406,499
<b>Subtotal (Monetary Cost)</b>	<b>\$0</b>	<b>\$204,696</b>	<b>\$174,700</b>	<b>\$427,650</b>	<b>\$963,270</b>	<b>\$1,770,316</b>
Quality of Life	\$0	\$668,444	\$504,788	\$1,192,190	\$323,180	\$2,688,602
<b>Total (Comprehensive Cost)</b>	<b>\$0</b>	<b>\$873,140</b>	<b>\$679,488</b>	<b>\$1,619,840</b>	<b>\$1,286,450</b>	<b>\$4,458,918</b>

# Bay County Motorcycle Crashes

Injury Severity	Motorcyclist Crash Victims	Motorcyclist Victim Costs
Fatal	2	\$21,458,136
Serious Injury	9	\$8,743,239
Moderate Injury	15	\$3,994,560
Minor Injury	6	\$1,401,714
Property Damage Only	7	\$351,834
<b>Total</b>	<b>39</b>	<b>\$35,949,483</b>
Average cost of crash casualty		\$921,782

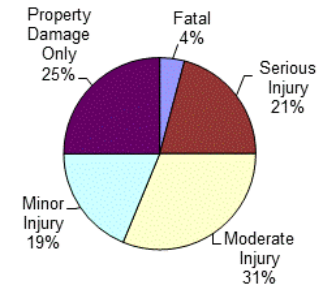
Injury Severity	Non-motorcyclist Crash Victims	Non-motorcyclist Victim Costs
Fatal	0	\$0
Serious Injury	1	\$935,744
Moderate Injury	0	\$0
Minor Injury	3	\$302,070
Property Damage Only	5	\$29,685
<b>Total</b>	<b>9</b>	<b>\$1,267,499</b>
Average cost of crash casualty		\$140,833

Motorcyclist Victim Costs in Motorcycle Crashes in Bay County (2021 dollars)						
	Fatal	Serious Injury	Moderate Injury	Minor Injury	Property Damage Only	Total
Medical Care	\$39,360	\$364,338	\$142,335	\$49,860	\$10,878	\$606,771
Work Loss	\$2,955,754	\$659,511	\$287,730	\$100,806	\$22,267	\$4,026,068
Public Services	\$2,180	\$3,051	\$2,895	\$1,110	\$595	\$9,831
Adjudication	\$259,258	\$137,394	\$57,825	\$20,268	\$4,431	\$479,176
Insurance Administration	\$64,976	\$115,983	\$73,395	\$26,598	\$9,758	\$290,710
Congestion & Environmental	\$14,664	\$12,312	\$19,920	\$7,968	\$9,317	\$64,181
Property Damage & Loss	\$44,606	\$107,532	\$142,920	\$55,608	\$39,837	\$390,503
<b>Subtotal (Monetary Cost)</b>	<b>\$3,380,798</b>	<b>\$1,400,121</b>	<b>\$727,020</b>	<b>\$262,218</b>	<b>\$97,083</b>	<b>\$5,867,240</b>
Quality of Life	\$18,077,338	\$7,343,118	\$3,267,540	\$1,139,496	\$254,751	\$30,082,243
<b>Total (Comprehensive Cost)</b>	<b>\$21,458,136</b>	<b>\$8,743,239</b>	<b>\$3,994,560</b>	<b>\$1,401,714</b>	<b>\$351,834</b>	<b>\$35,949,483</b>

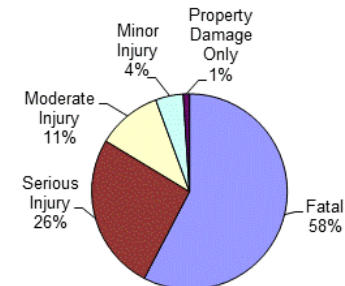
Non-motorcyclist Victim Costs in Motorcycle Crashes in Bay County (2021 dollars)						
	Fatal	Serious Injury	Moderate Injury	Minor Injury	Property Damage Only	Total
Medical Care	\$0	\$40,079	\$0	\$10,818	\$0	\$50,897
Work Loss	\$0	\$68,980	\$0	\$19,467	\$615	\$89,062
Public Services	\$0	\$333	\$0	\$360	\$125	\$818
Adjudication	\$0	\$14,604	\$0	\$4,038	\$0	\$18,642
Insurance Administration	\$0	\$12,469	\$0	\$6,831	\$2,170	\$21,470
Congestion & Environmental	\$0	\$1,805	\$0	\$5,328	\$8,935	\$16,068
Property Damage & Loss	\$0	\$12,432	\$0	\$20,913	\$17,840	\$51,185
<b>Subtotal (Monetary Cost)</b>	<b>\$0</b>	<b>\$150,702</b>	<b>\$0</b>	<b>\$67,755</b>	<b>\$29,685</b>	<b>\$248,142</b>
Quality of Life	\$0	\$785,042	\$0	\$234,315	\$0	\$1,019,357
<b>Total (Comprehensive Cost)</b>	<b>\$0</b>	<b>\$935,744</b>	<b>\$0</b>	<b>\$302,070</b>	<b>\$29,685</b>	<b>\$1,267,499</b>

Costs of Motorcycle Crashes in Bay County (2021 dollars)						
	Fatal	Serious Injury	Moderate Injury	Minor Injury	Property Damage Only	Total
Medical Care	\$39,360	\$404,417	\$142,335	\$60,678	\$10,878	\$657,668
Work Loss	\$2,955,754	\$728,491	\$287,730	\$120,273	\$22,882	\$4,115,130
Public Services	\$2,180	\$3,384	\$2,895	\$1,470	\$720	\$10,649
Adjudication	\$259,258	\$151,998	\$57,825	\$24,306	\$4,431	\$497,818
Insurance Administration	\$64,976	\$128,452	\$73,395	\$33,429	\$11,928	\$312,180
Congestion & Environmental	\$14,664	\$14,117	\$19,920	\$13,296	\$18,252	\$80,249
Property Damage & Loss	\$44,606	\$119,964	\$142,920	\$76,521	\$57,677	\$441,688
<b>Subtotal (Monetary Cost)</b>	<b>\$3,380,798</b>	<b>\$1,550,823</b>	<b>\$727,020</b>	<b>\$329,973</b>	<b>\$126,768</b>	<b>\$6,115,382</b>
Quality of Life	\$18,077,338	\$8,128,160	\$3,267,540	\$1,373,811	\$254,751	\$31,101,600
<b>Total (Comprehensive Cost)</b>	<b>\$21,458,136</b>	<b>\$9,678,983</b>	<b>\$3,994,560</b>	<b>\$1,703,784</b>	<b>\$381,519</b>	<b>\$37,216,982</b>

Crash Casualties



Crash Costs



# Bay County Bicycle Crashes

Injury Severity	Bicyclist Crash Victims	Bicyclist Victim Costs
Fatal	0	\$0
Serious Injury	1	\$934,954
Moderate Injury	4	\$792,184
Minor Injury	5	\$634,460
Property Damage Only	1	\$13,676
<b>Total</b>	<b>11</b>	<b>\$2,375,274</b>
Average cost of crash casualty	\$215,934	

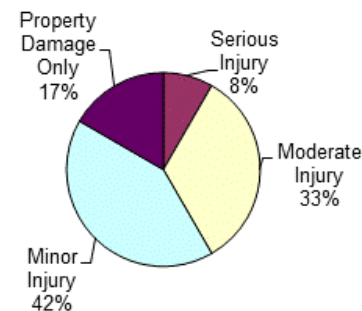
Injury Severity	Non-bicyclist Crash Victims	Non-bicyclist Victim Costs
Fatal	0	\$0
Serious Injury	0	\$0
Moderate Injury	0	\$0
Minor Injury	0	\$0
Property Damage Only	1	\$8,949
<b>Total</b>	<b>1</b>	<b>\$8,949</b>
Average cost of crash casualty	\$8,949	

Bicyclist Victim Costs in Bicycle Crashes in Bay County (2021 dollars)						
	Fatal	Serious Injury	Moderate Injury	Minor Injury	Property Damage Only	Total
Medical Care	\$0	\$40,528	\$27,596	\$21,360	\$464	\$89,948
Work Loss	\$0	\$75,862	\$56,940	\$41,755	\$829	\$175,386
Public Services	\$0	\$338	\$720	\$775	\$21	\$1,854
Adjudication	\$0	\$15,473	\$11,328	\$8,460	\$173	\$35,434
Insurance Administration	\$0	\$17,637	\$15,696	\$12,185	\$248	\$45,766
Congestion & Environmental	\$0	\$1,376	\$5,264	\$6,290	\$178	\$13,108
Property Damage & Loss	\$0	\$250	\$992	\$1,190	\$34	\$2,466
Subtotal (Monetary Cost)	\$0	\$151,464	\$118,536	\$92,015	\$1,947	\$363,962
Quality of Life	\$0	\$783,490	\$673,648	\$542,445	\$11,729	\$2,011,312
<b>Total (Comprehensive Cost)</b>	<b>\$0</b>	<b>\$934,954</b>	<b>\$792,184</b>	<b>\$634,460</b>	<b>\$13,676</b>	<b>\$2,375,274</b>

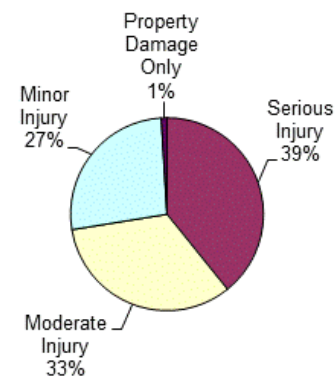
Non-bicyclist Victim Costs in Bicycle Crashes in Bay County (2021 dollars)						
	Fatal	Serious Injury	Moderate Injury	Minor Injury	Property Damage Only	Total
Medical Care	\$0	\$0	\$0	\$0	\$184	\$184
Work Loss	\$0	\$0	\$0	\$0	\$405	\$405
Public Services	\$0	\$0	\$0	\$0	\$48	\$48
Adjudication	\$0	\$0	\$0	\$0	\$64	\$64
Insurance Administration	\$0	\$0	\$0	\$0	\$382	\$382
Congestion & Environmental	\$0	\$0	\$0	\$0	\$1,785	\$1,785
Property Damage & Loss	\$0	\$0	\$0	\$0	\$2,467	\$2,467
Subtotal (Monetary Cost)	\$0	\$0	\$0	\$0	\$5,335	\$5,335
Quality of Life	\$0	\$0	\$0	\$0	\$3,614	\$3,614
<b>Total (Comprehensive Cost)</b>	<b>\$0</b>	<b>\$0</b>	<b>\$0</b>	<b>\$0</b>	<b>\$8,949</b>	<b>\$8,949</b>

Costs of Bicycle Crashes in Bay County (2021 dollars)						
	Fatal	Serious Injury	Moderate Injury	Minor Injury	Property Damage Only	Total
Medical Care	\$0	\$40,528	\$27,596	\$21,360	\$648	\$90,132
Work Loss	\$0	\$75,862	\$56,940	\$41,755	\$1,234	\$175,791
Public Services	\$0	\$338	\$720	\$775	\$69	\$1,902
Adjudication	\$0	\$15,473	\$11,328	\$8,460	\$237	\$35,498
Insurance Administration	\$0	\$17,637	\$15,696	\$12,185	\$630	\$46,148
Congestion & Environmental	\$0	\$1,376	\$5,264	\$6,290	\$1,963	\$14,893
Property Damage & Loss	\$0	\$250	\$992	\$1,190	\$2,501	\$4,933
Subtotal (Monetary Cost)	\$0	\$151,464	\$118,536	\$92,015	\$7,282	\$369,297
Quality of Life	\$0	\$783,490	\$673,648	\$542,445	\$15,343	\$2,014,926
<b>Total (Comprehensive Cost)</b>	<b>\$0</b>	<b>\$934,954</b>	<b>\$792,184</b>	<b>\$634,460</b>	<b>\$22,625</b>	<b>\$2,384,223</b>

Crash Casualties



Crash Costs



# Bay County Pedestrian Crashes

Injury Severity	Pedestrian Crash Victims	Pedestrian Victim Costs
Fatal	5	\$48,671,755
Serious Injury	9	\$9,574,191
Moderate Injury	9	\$2,219,490
Minor Injury	5	\$778,010
Property Damage Only	1	\$15,928
<b>Total</b>	<b>29</b>	<b>\$61,259,374</b>
Average cost of crash casualty	\$2,112,392	

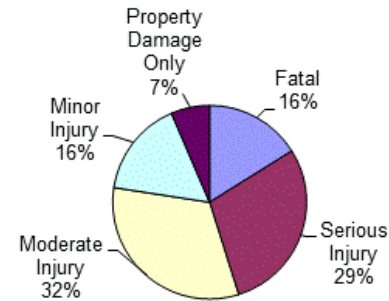
Injury Severity	Non-pedestrian Crash Victims	Non-pedestrian Victim Costs
Fatal	0	\$0
Serious Injury	0	\$0
Moderate Injury	1	\$185,131
Minor Injury	0	\$0
Property Damage Only	1	\$6,482
<b>Total</b>	<b>2</b>	<b>\$191,613</b>
Average cost of crash casualty	\$95,807	

Pedestrian Victim Costs in Pedestrian Crashes in Bay County (2021 dollars)						
	Fatal	Serious Injury	Moderate Injury	Minor Injury	Property Damage Only	Total
Medical Care	\$113,035	\$434,673	\$82,197	\$27,320	\$558	\$657,783
Work Loss	\$5,935,905	\$701,325	\$139,788	\$44,750	\$836	\$6,822,604
Public Services	\$5,450	\$3,042	\$1,620	\$775	\$21	\$10,908
Adjudication	\$648,145	\$152,397	\$29,808	\$9,670	\$187	\$840,207
Insurance Administration	\$242,970	\$175,032	\$40,626	\$13,645	\$261	\$472,534
Congestion & Environmental	\$36,660	\$12,384	\$11,844	\$6,290	\$178	\$67,356
Subtotal (Monetary Cost)	\$6,982,165	\$1,478,853	\$305,883	\$102,450	\$2,041	\$8,871,392
Quality of Life	\$41,689,590	\$8,095,338	\$1,913,607	\$675,560	\$13,887	\$52,387,982
<b>Total (Comprehensive Cost)</b>	<b>\$48,671,755</b>	<b>\$9,574,191</b>	<b>\$2,219,490</b>	<b>\$778,010</b>	<b>\$15,928</b>	<b>\$61,259,374</b>

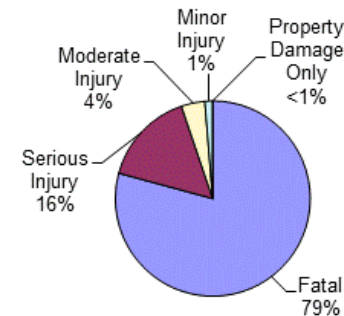
Non-pedestrian Victim in Pedestrian Crashes in Bay County (2021 dollars)						
	Fatal	Serious Injury	Moderate Injury	Minor Injury	Property Damage Only	Total
Medical Care	\$0	\$0	\$7,041	\$0	\$184	\$7,225
Work Loss	\$0	\$0	\$13,160	\$0	\$405	\$13,565
Public Services	\$0	\$0	\$168	\$0	\$48	\$216
Adjudication	\$0	\$0	\$2,706	\$0	\$64	\$2,770
Insurance Administration	\$0	\$0	\$3,867	\$0	\$382	\$4,249
Congestion & Environmental	\$0	\$0	\$1,774	\$0	\$1,785	\$3,559
Subtotal (Monetary Cost)	\$0	\$0	\$28,716	\$0	\$2,868	\$31,584
Quality of Life	\$0	\$0	\$156,415	\$0	\$3,614	\$160,029
<b>Total (Comprehensive Cost)</b>	<b>\$0</b>	<b>\$0</b>	<b>\$185,131</b>	<b>\$0</b>	<b>\$6,482</b>	<b>\$191,613</b>

Costs of Pedestrian Crashes in Bay County (2021 dollars)						
	Fatal	Serious Injury	Moderate Injury	Minor Injury	Property Damage Only	Total
Medical Care	\$113,035	\$434,673	\$89,238	\$27,320	\$742	\$665,008
Work Loss	\$5,935,905	\$701,325	\$152,948	\$44,750	\$1,241	\$6,836,169
Public Services	\$5,450	\$3,042	\$1,788	\$775	\$69	\$11,124
Adjudication	\$648,145	\$152,397	\$32,514	\$9,670	\$251	\$842,977
Insurance Administration	\$242,970	\$175,032	\$44,493	\$13,645	\$643	\$476,783
Congestion & Environmental	\$36,660	\$12,384	\$13,618	\$6,290	\$1,963	\$70,915
Subtotal (Monetary Cost)	\$6,982,165	\$1,478,853	\$334,599	\$102,450	\$4,909	\$8,902,976
Quality of Life	\$41,689,590	\$8,095,338	\$2,070,022	\$675,560	\$17,501	\$52,548,011
<b>Total (Comprehensive Cost)</b>	<b>\$48,671,755</b>	<b>\$9,574,191</b>	<b>\$2,404,621</b>	<b>\$778,010</b>	<b>\$22,410</b>	<b>\$61,450,987</b>

Crash Casualties



Crash Costs



# Benzie County Traffic Crashes and Crime

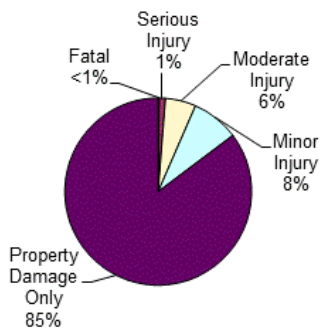
Crash Casualty Severity	Crash Casualties	Crash Costs
Fatal	1	\$10,394,583
Serious Injury	8	\$7,485,952
Moderate Injury	38	\$7,388,454
Minor Injury	59	\$5,940,710
Property Damage Only	613	\$5,485,737
<b>Total</b>	<b>719</b>	<b>\$36,695,436</b>
Average cost of crash casualty		\$51,037

Index Crime Category	Number of Crimes	Crime Costs
Murder	0	\$0
Rape	14	\$7,917,042
Aggravated Assault	13	\$605,124
Robbery	1	\$46,482
Larceny	70	\$299,670
Burglary	12	\$51,132
Motor Vehicle Theft	4	\$41,204
<b>Total</b>	<b>114</b>	<b>\$8,960,654</b>
Average cost of index crime		\$78,602

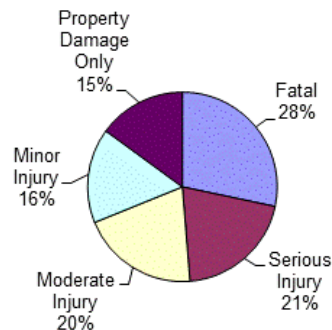
Costs of Crashes in Benzie County (2021 dollars)						
	Fatal	Serious Injury	Moderate Injury	Minor Injury	Property Damage Only	Total
Medical Care	\$16,960	\$320,632	\$267,558	\$212,754	\$112,792	\$930,696
Work Loss	\$1,307,051	\$551,840	\$500,080	\$382,851	\$248,265	\$2,990,087
Public Services	\$1,090	\$2,664	\$6,384	\$7,080	\$29,424	\$46,642
Adjudication & Sanctioning	\$129,629	\$116,832	\$102,828	\$79,414	\$39,232	\$467,935
Insurance Administration	\$34,287	\$99,752	\$146,946	\$134,343	\$234,166	\$649,494
Congestion & Environmental	\$7,332	\$14,440	\$67,412	\$104,784	\$1,094,205	\$1,288,173
Property Damage & Loss	\$15,608	\$99,456	\$353,476	\$411,289	\$1,512,271	\$2,392,100
<b>Subtotal (Monetary Cost)</b>	<b>\$1,511,957</b>	<b>\$1,205,616</b>	<b>\$1,444,684</b>	<b>\$1,332,515</b>	<b>\$3,270,355</b>	<b>\$8,765,127</b>
Quality of Life	\$8,882,626	\$6,280,336	\$5,943,770	\$4,608,195	\$2,215,382	\$27,930,309
<b>Total (Comprehensive Cost)</b>	<b>\$10,394,583</b>	<b>\$7,485,952</b>	<b>\$7,388,454</b>	<b>\$5,940,710</b>	<b>\$5,485,737</b>	<b>\$36,695,436</b>

Costs of Index Crimes in Benzie County (2021 dollars)								
	Murder	Rape	Aggravated Assault	Robbery	Larceny	Burglary	Motor Vehicle Theft	Total
Medical Care	\$0	\$47,236	\$27,495	\$1,983	\$0	\$0	\$0	\$76,714
Mental Health	\$0	\$92,190	\$5,304	\$199	\$0	\$0	\$0	\$97,693
Work Loss	\$0	\$99,778	\$29,588	\$4,606	\$2,170	\$468	\$468	\$137,078
Public Services	\$0	\$10,654	\$31,707	\$792	\$36,890	\$4,344	\$1,820	\$86,207
Adjudication & Sanctioning	\$0	\$633,332	\$77,935	\$14,497	\$181,650	\$9,252	\$7,960	\$924,626
Property Damage & Loss	\$0	\$2,646	\$1,092	\$1,377	\$78,960	\$37,068	\$30,956	\$152,099
<b>Subtotal (Monetary Cost)</b>	<b>\$0</b>	<b>\$885,836</b>	<b>\$173,121</b>	<b>\$23,454</b>	<b>\$299,670</b>	<b>\$51,132</b>	<b>\$41,204</b>	<b>\$1,474,417</b>
Quality of Life	\$0	\$7,031,206	\$432,003	\$23,028	\$0	\$0	\$0	\$7,486,237
<b>Total (Comprehensive Costs)</b>	<b>\$0</b>	<b>\$7,917,042</b>	<b>\$605,124</b>	<b>\$46,482</b>	<b>\$299,670</b>	<b>\$51,132</b>	<b>\$41,204</b>	<b>\$8,960,654</b>

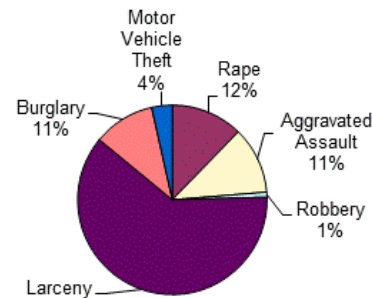
Crash Casualties



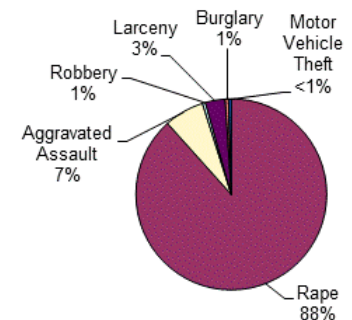
Crash Costs



Index Crimes



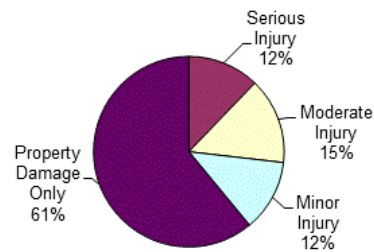
Index Crime Costs



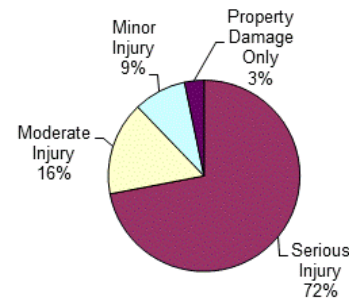
# Benzie County Alcohol-Involved Crashes

Crash Casualty Severity	Crash Casualties	Crash Costs
Fatal	0	\$0
Serious Injury	5	\$5,209,370
Moderate Injury	6	\$1,146,693
Minor Injury	5	\$644,910
Property Damage Only	25	\$236,850
<b>Total</b>	<b>41</b>	<b>\$7,237,823</b>
Average cost of crash casualty		\$176,532

Crash Casualties



Crash Costs



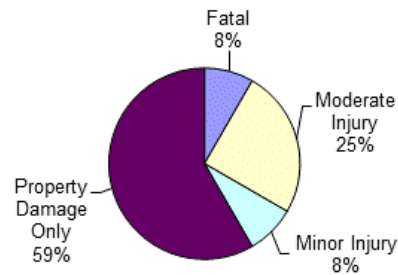
Costs of Alcohol-Involved Crashes in Benzie County (2021 dollars)						
	Fatal	Serious Injury	Moderate Injury	Minor Injury	Property Damage Only	Total
Medical Care	\$0	\$223,220	\$39,276	\$21,580	\$5,250	\$289,326
Work Loss	\$0	\$374,995	\$74,034	\$38,235	\$10,925	\$498,189
Public Services	\$0	\$1,715	\$996	\$645	\$1,225	\$4,581
Adjudication & Sanctioning	\$0	\$83,000	\$16,494	\$8,525	\$2,050	\$110,069
Insurance Administration	\$0	\$68,605	\$26,076	\$14,910	\$10,875	\$120,466
Congestion & Environmental	\$0	\$9,035	\$8,865	\$44,325	\$44,625	\$106,850
Property Damage & Loss	\$0	\$63,000	\$56,436	\$38,970	\$63,750	\$222,156
<b>Subtotal (Monetary Cost)</b>	<b>\$0</b>	<b>\$823,570</b>	<b>\$222,177</b>	<b>\$167,190</b>	<b>\$138,700</b>	<b>\$1,351,637</b>
Quality of Life	\$0	\$4,385,800	\$924,516	\$477,720	\$98,150	\$5,886,186
<b>Total (Comprehensive Cost)</b>	<b>\$0</b>	<b>\$5,209,370</b>	<b>\$1,146,693</b>	<b>\$644,910</b>	<b>\$236,850</b>	<b>\$7,237,823</b>



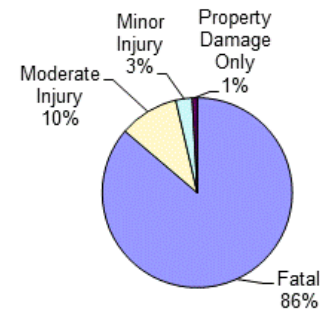
# Benzie County Drug-Involved Crashes

Crash Casualty Severity	Crash Casualties	Crash Costs
Fatal	1	\$11,509,950
Serious Injury	0	\$0
Moderate Injury	3	\$1,352,361
Minor Injury	1	\$375,237
Property Damage Only	7	\$111,139
<b>Total</b>	<b>12</b>	<b>\$13,348,687</b>
Average cost of crash casualty	\$1,112,391	

Crash Casualties



Crash Costs

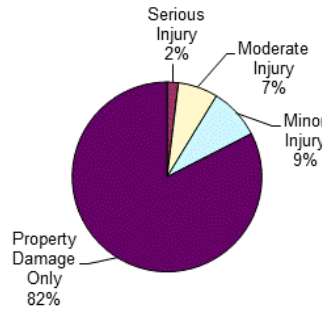


Costs of Drug-Involved Crashes in Benzie County (2021 dollars)						
	Fatal	Serious Injury	Moderate Injury	Minor Injury	Property Damage Only	Total
Medical Care	\$16,960	\$0	\$49,428	\$13,659	\$2,919	\$82,966
Work Loss	\$1,564,761	\$0	\$94,518	\$25,628	\$6,034	\$1,690,941
Public Services	\$1,090	\$0	\$675	\$194	\$371	\$2,330
Adjudication & Sanctioning	\$129,629	\$0	\$20,244	\$5,539	\$1,232	\$156,644
Insurance Administration	\$34,287	\$0	\$23,322	\$6,487	\$3,941	\$68,037
Congestion & Environmental	\$7,332	\$0	\$5,352	\$1,785	\$12,495	\$26,964
Property Damage & Loss	\$15,608	\$0	\$31,875	\$9,202	\$19,019	\$75,704
<b>Subtotal (Monetary Cost)</b>	<b>\$1,769,667</b>	<b>\$0</b>	<b>\$225,414</b>	<b>\$62,494</b>	<b>\$46,011</b>	<b>\$2,103,586</b>
Quality of Life	\$9,740,283	\$0	\$1,126,947	\$312,743	\$65,128	\$11,245,101
<b>Total (Comprehensive Cost)</b>	<b>\$11,509,950</b>	<b>\$0</b>	<b>\$1,352,361</b>	<b>\$375,237</b>	<b>\$111,139</b>	<b>\$13,348,687</b>

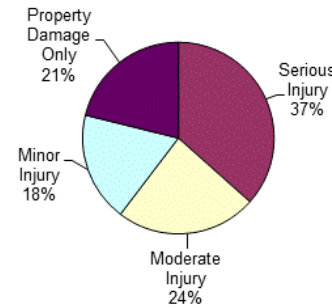
# Benzie County Young Driver Crashes (<21)

Crash Casualty Severity	Crash Casualties	Crash Costs
Fatal	0	\$0
Serious Injury	2	\$1,502,454
Moderate Injury	7	\$977,067
Minor Injury	9	\$759,366
Property Damage Only	85	\$868,615
<b>Total</b>	<b>103</b>	<b>\$4,107,502</b>
Average cost of crash casualty		\$39,879

Crash Casualties



Crash Costs

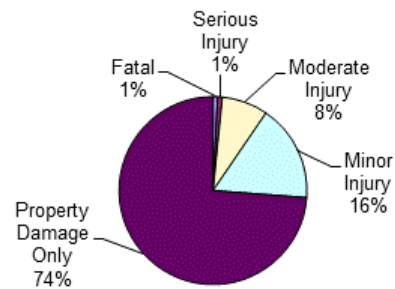


Costs of Young Driver Crashes in Benzie County (2021 dollars)						
	Fatal	Serious Injury	Moderate Injury	Minor Injury	Property Damage Only	Total
Medical Care	\$0	\$63,392	\$33,656	\$28,197	\$19,890	\$145,135
Work Loss	\$0	\$108,014	\$64,638	\$49,779	\$40,290	\$262,721
Public Services	\$0	\$592	\$1,113	\$1,089	\$4,335	\$7,129
Adjudication	\$0	\$22,958	\$13,181	\$10,404	\$6,800	\$53,343
Insurance Administration	\$0	\$20,616	\$22,274	\$18,819	\$36,465	\$98,174
Congestion & Environmental	\$0	\$3,598	\$12,411	\$15,957	\$151,725	\$183,691
Property Damage & Loss	\$0	\$23,342	\$63,539	\$65,214	\$226,610	\$378,705
<b>Subtotal (Monetary Cost)</b>	<b>\$0</b>	<b>\$242,512</b>	<b>\$210,812</b>	<b>\$189,459</b>	<b>\$486,115</b>	<b>\$1,128,898</b>
Quality of Life	\$0	\$1,259,942	\$766,255	\$569,907	\$382,500	\$2,978,604
<b>Total (Comprehensive Cost)</b>	<b>\$0</b>	<b>\$1,502,454</b>	<b>\$977,067</b>	<b>\$759,366</b>	<b>\$868,615</b>	<b>\$4,107,502</b>

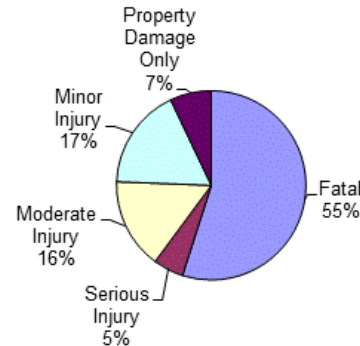
# Benzie County Older Driver Crashes (65+)

Crash Casualty Severity	Crash Casualties	Crash Costs
Fatal	1	\$10,394,583
Serious Injury	1	\$981,218
Moderate Injury	10	\$2,933,240
Minor Injury	21	\$3,275,097
Property Damage Only	93	\$1,335,945
<b>Total</b>	<b>126</b>	<b>\$18,920,083</b>
Average cost of crash casualty		\$150,159

Crash Casualties



Crash Costs

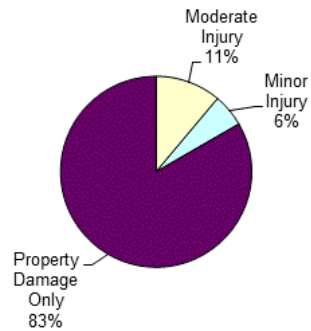


Costs of Older Driver Crashes in Benzie County (2021 dollars)						
	Fatal	Serious Injury	Moderate Injury	Minor Injury	Property Damage Only	Total
Medical Care	\$16,960	\$41,070	\$105,960	\$117,831	\$36,363	\$318,184
Work Loss	\$1,307,051	\$71,109	\$201,760	\$219,618	\$68,355	\$1,867,893
Public Services	\$1,090	\$339	\$1,900	\$2,919	\$5,022	\$11,270
Adjudication	\$129,629	\$15,016	\$41,200	\$45,087	\$12,648	\$243,580
Insurance Administration	\$34,287	\$13,280	\$52,050	\$65,184	\$47,802	\$212,603
Congestion & Environmental	\$7,332	\$1,805	\$17,800	\$37,317	\$165,912	\$230,166
Property Damage & Loss	\$15,608	\$13,015	\$96,430	\$160,524	\$267,096	\$552,673
<b>Subtotal (Monetary Cost)</b>	<b>\$1,511,957</b>	<b>\$155,634</b>	<b>\$517,100</b>	<b>\$648,480</b>	<b>\$603,198</b>	<b>\$3,436,369</b>
Quality of Life	\$8,882,626	\$825,584	\$2,416,140	\$2,626,617	\$732,747	\$15,483,714
<b>Total (Comprehensive Cost)</b>	<b>\$10,394,583</b>	<b>\$981,218</b>	<b>\$2,933,240</b>	<b>\$3,275,097</b>	<b>\$1,335,945</b>	<b>\$18,920,083</b>

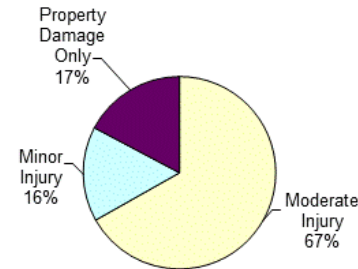
# Benzie County Medium/Large Truck Crashes

Crash Casualty Severity	Crash Casualties	Crash Costs
Fatal	0	\$0
Serious Injury	0	\$0
Moderate Injury	2	\$679,488
Minor Injury	1	\$161,984
Property Damage Only	15	\$175,425
<b>Total</b>	<b>18</b>	<b>\$1,016,897</b>
Average cost of crash casualty		\$56,494

Crash Casualties



Crash Costs



Costs of Medium/Large Truck Crashes in Benzie County (2021 dollars)						
	Fatal	Serious Injury	Moderate Injury	Minor Injury	Property Damage Only	Total
Medical Care	\$0	\$0	\$34,530	\$7,917	\$5,445	\$47,892
Work Loss	\$0	\$0	\$106,756	\$22,832	\$43,695	\$173,283
Public Services	\$0	\$0	\$350	\$192	\$705	\$1,247
Adjudication	\$0	\$0	\$5,668	\$1,502	\$2,385	\$9,555
Insurance Administration	\$0	\$0	\$7,300	\$2,230	\$8,220	\$17,750
Congestion & Environmental	\$0	\$0	\$3,670	\$1,837	\$27,705	\$33,212
Property Damage & Loss	\$0	\$0	\$16,426	\$6,255	\$43,200	\$65,881
<b>Subtotal (Monetary Cost)</b>	<b>\$0</b>	<b>\$0</b>	<b>\$174,700</b>	<b>\$42,765</b>	<b>\$131,355</b>	<b>\$348,820</b>
Quality of Life	\$0	\$0	\$504,788	\$119,219	\$44,070	\$668,077
<b>Total (Comprehensive Cost)</b>	<b>\$0</b>	<b>\$0</b>	<b>\$679,488</b>	<b>\$161,984</b>	<b>\$175,425</b>	<b>\$1,016,897</b>

# Benzie County Motorcycle Crashes

Injury Severity	Motorcyclist Crash Victims	Motorcyclist Victim Costs
Fatal	0	\$0
Serious Injury	3	\$2,914,413
Moderate Injury	1	\$266,304
Minor Injury	3	\$700,857
Property Damage Only	3	\$150,786
<b>Total</b>	<b>10</b>	<b>\$4,032,360</b>
Average cost of crash casualty	\$403,236	

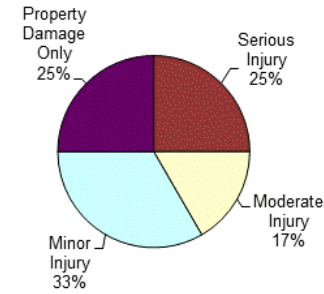
Injury Severity	Non-motorcyclist Crash Victims	Non-motorcyclist Victim Costs
Fatal	0	\$0
Serious Injury	0	\$0
Moderate Injury	1	\$194,433
Minor Injury	1	\$100,690
Property Damage Only	0	\$0
<b>Total</b>	<b>2</b>	<b>\$295,123</b>
Average cost of crash casualty	\$147,562	

Motorcyclist Victim Costs in Motorcycle Crashes in Benzie County (2021 dollars)						
	Fatal	Serious Injury	Moderate Injury	Minor Injury	Property Damage Only	Total
Medical Care	\$0	\$121,446	\$9,489	\$24,930	\$4,662	\$160,527
Work Loss	\$0	\$219,837	\$19,182	\$50,403	\$9,543	\$298,965
Public Services	\$0	\$1,017	\$193	\$555	\$255	\$2,020
Adjudication	\$0	\$45,798	\$3,855	\$10,134	\$1,899	\$61,686
Insurance Administration	\$0	\$38,661	\$4,893	\$13,299	\$4,182	\$61,035
Congestion & Environmental	\$0	\$4,104	\$1,328	\$3,984	\$3,993	\$13,409
Property Damage & Loss	\$0	\$35,844	\$9,528	\$27,804	\$17,073	\$90,249
Subtotal (Monetary Cost)	\$0	\$466,707	\$48,468	\$131,109	\$41,607	\$687,891
Quality of Life	\$0	\$2,447,706	\$217,836	\$569,748	\$109,179	\$3,344,469
<b>Total (Comprehensive Cost)</b>	<b>\$0</b>	<b>\$2,914,413</b>	<b>\$266,304</b>	<b>\$700,857</b>	<b>\$150,786</b>	<b>\$4,032,360</b>

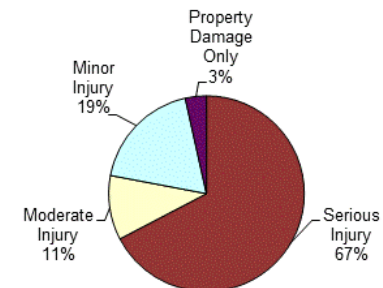
Non-motorcyclist Victim Costs in Motorcycle Crashes in Benzie County (2021 dollars)						
	Fatal	Serious Injury	Moderate Injury	Minor Injury	Property Damage Only	Total
Medical Care	\$0	\$0	\$7,041	\$3,606	\$0	\$10,647
Work Loss	\$0	\$0	\$13,160	\$6,489	\$0	\$19,649
Public Services	\$0	\$0	\$168	\$120	\$0	\$288
Adjudication	\$0	\$0	\$2,706	\$1,346	\$0	\$4,052
Insurance Administration	\$0	\$0	\$3,867	\$2,277	\$0	\$6,144
Congestion & Environmental	\$0	\$0	\$1,774	\$1,776	\$0	\$3,550
Property Damage & Loss	\$0	\$0	\$9,302	\$6,971	\$0	\$16,273
Subtotal (Monetary Cost)	\$0	\$0	\$38,018	\$22,585	\$0	\$60,603
Quality of Life	\$0	\$0	\$156,415	\$78,105	\$0	\$234,520
<b>Total (Comprehensive Cost)</b>	<b>\$0</b>	<b>\$0</b>	<b>\$194,433</b>	<b>\$100,690</b>	<b>\$0</b>	<b>\$295,123</b>

Costs of Motorcycle Crashes in Benzie County (2021 dollars)						
	Fatal	Serious Injury	Moderate Injury	Minor Injury	Property Damage Only	Total
Medical Care	\$0	\$121,446	\$16,530	\$28,536	\$4,662	\$171,174
Work Loss	\$0	\$219,837	\$32,342	\$56,892	\$9,543	\$318,614
Public Services	\$0	\$1,017	\$361	\$675	\$255	\$2,308
Adjudication	\$0	\$45,798	\$6,561	\$11,480	\$1,899	\$65,738
Insurance Administration	\$0	\$38,661	\$8,760	\$15,576	\$4,182	\$67,179
Congestion & Environmental	\$0	\$4,104	\$3,102	\$5,760	\$3,993	\$16,959
Property Damage & Loss	\$0	\$35,844	\$18,830	\$34,775	\$17,073	\$106,522
Subtotal (Monetary Cost)	\$0	\$466,707	\$86,486	\$153,694	\$41,607	\$748,494
Quality of Life	\$0	\$2,447,706	\$374,251	\$647,853	\$109,179	\$3,578,989
<b>Total (Comprehensive Cost)</b>	<b>\$0</b>	<b>\$2,914,413</b>	<b>\$460,737</b>	<b>\$801,547</b>	<b>\$150,786</b>	<b>\$4,327,483</b>

Crash Casualties



Crash Costs



# Benzie County Bicycle Crashes

Injury Severity	Bicyclist Crash Victims	Bicyclist Victim Costs
Fatal	0	\$0
Serious Injury	0	\$0
Moderate Injury	0	\$0
Minor Injury	0	\$0
Property Damage Only	0	\$0
Total	0	\$0
Average cost of crash casualty		\$0

Injury Severity	Non-bicyclist Crash Victims	Non-bicyclist Victim Costs
Fatal	0	\$0
Serious Injury	0	\$0
Moderate Injury	0	\$0
Minor Injury	0	\$0
Property Damage Only	0	\$0
Total	0	\$0
Average cost of crash casualty		\$0

Bicyclist Victim Costs in Bicycle Crashes in Benzie County (2021 dollars)						
	Fatal	Serious Injury	Moderate Injury	Minor Injury	Property Damage Only	Total
Medical Care	\$0	\$0	\$0	\$0	\$0	\$0
Work Loss	\$0	\$0	\$0	\$0	\$0	\$0
Public Services	\$0	\$0	\$0	\$0	\$0	\$0
Adjudication	\$0	\$0	\$0	\$0	\$0	\$0
Insurance Administration	\$0	\$0	\$0	\$0	\$0	\$0
Congestion & Environmental	\$0	\$0	\$0	\$0	\$0	\$0
Property Damage & Loss	\$0	\$0	\$0	\$0	\$0	\$0
Subtotal (Monetary Cost)	\$0	\$0	\$0	\$0	\$0	\$0
Quality of Life	\$0	\$0	\$0	\$0	\$0	\$0
<b>Total (Comprehensive Cost)</b>	<b>\$0</b>	<b>\$0</b>	<b>\$0</b>	<b>\$0</b>	<b>\$0</b>	<b>\$0</b>

Crash Casualties

No Bicycle Crashes

Non-bicyclist Victim Costs in Bicycle Crashes in Benzie County (2021 dollars)						
	Fatal	Serious Injury	Moderate Injury	Minor Injury	Property Damage Only	Total
Medical Care	\$0	\$0	\$0	\$0	\$0	\$0
Work Loss	\$0	\$0	\$0	\$0	\$0	\$0
Public Services	\$0	\$0	\$0	\$0	\$0	\$0
Adjudication	\$0	\$0	\$0	\$0	\$0	\$0
Insurance Administration	\$0	\$0	\$0	\$0	\$0	\$0
Congestion & Environmental	\$0	\$0	\$0	\$0	\$0	\$0
Property Damage & Loss	\$0	\$0	\$0	\$0	\$0	\$0
Subtotal (Monetary Cost)	\$0	\$0	\$0	\$0	\$0	\$0
Quality of Life	\$0	\$0	\$0	\$0	\$0	\$0
<b>Total (Comprehensive Cost)</b>	<b>\$0</b>	<b>\$0</b>	<b>\$0</b>	<b>\$0</b>	<b>\$0</b>	<b>\$0</b>

Crash Costs

Costs of Bicycle Crashes in Benzie County (2021 dollars)						
	Fatal	Serious Injury	Moderate Injury	Minor Injury	Property Damage Only	Total
Medical Care	\$0	\$0	\$0	\$0	\$0	\$0
Work Loss	\$0	\$0	\$0	\$0	\$0	\$0
Public Services	\$0	\$0	\$0	\$0	\$0	\$0
Adjudication	\$0	\$0	\$0	\$0	\$0	\$0
Insurance Administration	\$0	\$0	\$0	\$0	\$0	\$0
Congestion & Environmental	\$0	\$0	\$0	\$0	\$0	\$0
Property Damage & Loss	\$0	\$0	\$0	\$0	\$0	\$0
Subtotal (Monetary Cost)	\$0	\$0	\$0	\$0	\$0	\$0
Quality of Life	\$0	\$0	\$0	\$0	\$0	\$0
<b>Total (Comprehensive Cost)</b>	<b>\$0</b>	<b>\$0</b>	<b>\$0</b>	<b>\$0</b>	<b>\$0</b>	<b>\$0</b>

**Bicycle Crash Costs =  
\$0**

# Benzie County Pedestrian Crashes

Injury Severity	Pedestrian Crash Victims	Pedestrian Victim Costs
Fatal	1	\$9,734,351
Serious Injury	0	\$0
Moderate Injury	1	\$246,610
Minor Injury	0	\$0
Property Damage Only	0	\$0
<b>Total</b>	<b>2</b>	<b>\$9,980,961</b>
Average cost of crash casualty	\$4,990,481	

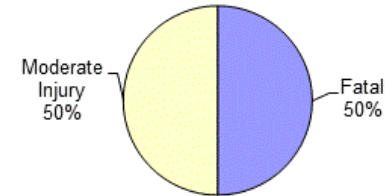
Injury Severity	Non-pedestrian Crash Victims	Non-pedestrian Victim Costs
Fatal	0	\$0
Serious Injury	0	\$0
Moderate Injury	0	\$0
Minor Injury	0	\$0
Property Damage Only	0	\$0
<b>Total</b>	<b>0</b>	<b>\$0</b>
Average cost of crash casualty	\$0	

	Fatal	Serious Injury	Moderate Injury	Minor Injury	Property Damage Only	Total
Medical Care	\$22,607	\$0	\$9,133	\$0	\$0	\$31,740
Work Loss	\$1,187,181	\$0	\$15,532	\$0	\$0	\$1,202,713
Public Services	\$1,090	\$0	\$180	\$0	\$0	\$1,270
Adjudication	\$129,629	\$0	\$3,312	\$0	\$0	\$132,941
Insurance Administration	\$48,594	\$0	\$4,514	\$0	\$0	\$53,108
Congestion & Environmental	\$7,332	\$0	\$1,316	\$0	\$0	\$8,648
Subtotal (Monetary Cost)	\$1,396,433	\$0	\$33,987	\$0	\$0	\$1,430,420
Quality of Life	\$8,337,918	\$0	\$212,623	\$0	\$0	\$8,550,541
<b>Total (Comprehensive Cost)</b>	<b>\$9,734,351</b>	<b>\$0</b>	<b>\$246,610</b>	<b>\$0</b>	<b>\$0</b>	<b>\$9,980,961</b>

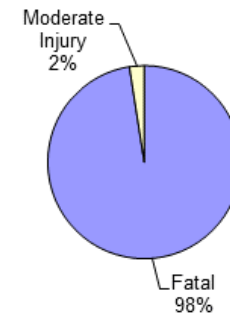
	Fatal	Serious Injury	Moderate Injury	Minor Injury	Property Damage Only	Total
Medical Care	\$0	\$0	\$0	\$0	\$0	\$0
Work Loss	\$0	\$0	\$0	\$0	\$0	\$0
Public Services	\$0	\$0	\$0	\$0	\$0	\$0
Adjudication	\$0	\$0	\$0	\$0	\$0	\$0
Insurance Administration	\$0	\$0	\$0	\$0	\$0	\$0
Congestion & Environmental	\$0	\$0	\$0	\$0	\$0	\$0
Subtotal (Monetary Cost)	\$0	\$0	\$0	\$0	\$0	\$0
Quality of Life	\$0	\$0	\$0	\$0	\$0	\$0
<b>Total (Comprehensive Cost)</b>	<b>\$0</b>	<b>\$0</b>	<b>\$0</b>	<b>\$0</b>	<b>\$0</b>	<b>\$0</b>

	Fatal	Serious Injury	Moderate Injury	Minor Injury	Property Damage Only	Total
Medical Care	\$22,607	\$0	\$9,133	\$0	\$0	\$31,740
Work Loss	\$1,187,181	\$0	\$15,532	\$0	\$0	\$1,202,713
Public Services	\$1,090	\$0	\$180	\$0	\$0	\$1,270
Adjudication	\$129,629	\$0	\$3,312	\$0	\$0	\$132,941
Insurance Administration	\$48,594	\$0	\$4,514	\$0	\$0	\$53,108
Congestion & Environmental	\$7,332	\$0	\$1,316	\$0	\$0	\$8,648
Subtotal (Monetary Cost)	\$1,396,433	\$0	\$33,987	\$0	\$0	\$1,430,420
Quality of Life	\$8,337,918	\$0	\$212,623	\$0	\$0	\$8,550,541
<b>Total (Comprehensive Cost)</b>	<b>\$9,734,351</b>	<b>\$0</b>	<b>\$246,610</b>	<b>\$0</b>	<b>\$0</b>	<b>\$9,980,961</b>

Crash Casualties



Crash Costs



# Berrien County Traffic Crashes and Crime

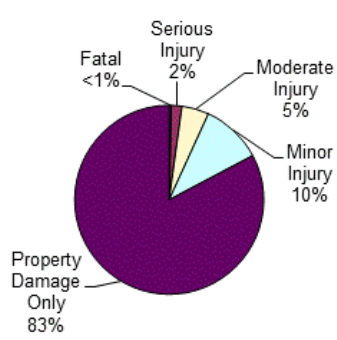
Crash Casualty Severity	Crash Casualties	Crash Costs
Fatal	25	\$259,864,575
Serious Injury	120	\$112,289,280
Moderate Injury	310	\$60,274,230
Minor Injury	699	\$70,382,310
Property Damage Only	5,530	\$49,487,970
Total	6,684	\$552,298,365
Average cost of crash casualty		\$82,630

Index Crime Category	Number of Crimes	Crime Costs
Murder	10	\$99,093,890
Rape	131	\$74,080,893
Aggravated Assault	613	\$28,533,924
Robbery	61	\$2,835,402
Larceny	2,126	\$9,101,406
Burglary	380	\$1,619,180
Motor Vehicle Theft	310	\$3,193,310
Total	3,631	\$218,458,005
Average cost of index crime		\$60,165

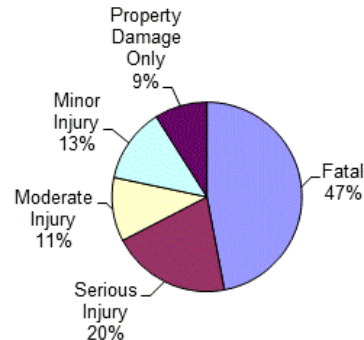
Costs of Crashes in Berrien County (2021 dollars)						
	Fatal	Serious Injury	Moderate Injury	Minor Injury	Property Damage Only	Total
Medical Care	\$424,000	\$4,809,480	\$2,182,710	\$2,520,594	\$1,017,520	\$10,954,304
Work Loss	\$32,676,275	\$8,277,600	\$4,079,600	\$4,535,811	\$2,239,650	\$51,808,936
Public Services	\$27,250	\$39,960	\$52,080	\$83,880	\$265,440	\$468,610
Adjudication & Sanctioning	\$3,240,725	\$1,752,480	\$838,860	\$940,854	\$353,920	\$7,126,839
Insurance Administration	\$857,175	\$1,496,280	\$1,198,770	\$1,591,623	\$2,112,460	\$7,256,308
Congestion & Environmental	\$183,300	\$216,600	\$549,940	\$1,241,424	\$9,871,050	\$12,062,314
Property Damage & Loss	\$390,200	\$1,491,840	\$2,883,620	\$4,872,729	\$13,642,510	\$23,280,899
Subtotal (Monetary Cost)	\$37,798,925	\$18,084,240	\$11,785,580	\$15,786,915	\$29,502,550	\$112,958,210
Quality of Life	\$222,065,650	\$94,205,040	\$48,488,650	\$54,595,395	\$19,985,420	\$439,340,155
<b>Total (Comprehensive Cost)</b>	<b>\$259,864,575</b>	<b>\$112,289,280</b>	<b>\$60,274,230</b>	<b>\$70,382,310</b>	<b>\$49,487,970</b>	<b>\$552,298,365</b>

Costs of Index Crimes in Berrien County (2021 dollars)								
	Murder	Rape	Aggravated Assault	Robbery	Larceny	Burglary	Motor Vehicle Theft	Total
Medical Care	\$128,930	\$441,994	\$1,296,495	\$120,963	\$0	\$0	\$0	\$1,988,382
Mental Health	\$121,250	\$862,635	\$250,104	\$12,139	\$0	\$0	\$0	\$1,246,128
Work Loss	\$11,602,580	\$933,637	\$1,395,188	\$280,966	\$65,906	\$14,820	\$36,270	\$14,329,367
Public Services	\$1,047,850	\$99,691	\$1,495,107	\$48,312	\$1,120,402	\$137,560	\$141,050	\$4,089,972
Adjudication & Sanctioning	\$4,890,460	\$5,926,178	\$3,674,935	\$884,317	\$5,516,970	\$292,980	\$616,900	\$21,802,740
Property Damage & Loss	\$2,110	\$24,759	\$51,492	\$83,997	\$2,398,128	\$1,173,820	\$2,399,090	\$6,133,396
Subtotal (Monetary Cost)	\$17,793,180	\$8,288,894	\$8,163,321	\$1,430,694	\$9,101,406	\$1,619,180	\$3,193,310	\$49,589,985
Quality of Life	\$81,300,710	\$65,791,999	\$20,370,603	\$1,404,708	\$0	\$0	\$0	\$168,868,020
<b>Total (Comprehensive Costs)</b>	<b>\$99,093,890</b>	<b>\$74,080,893</b>	<b>\$28,533,924</b>	<b>\$2,835,402</b>	<b>\$9,101,406</b>	<b>\$1,619,180</b>	<b>\$3,193,310</b>	<b>\$218,458,005</b>

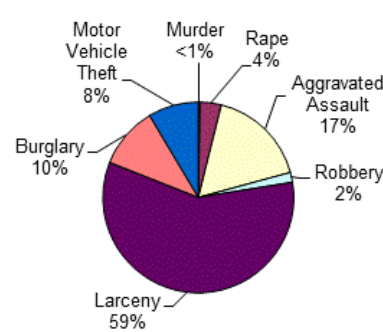
Crash Casualties



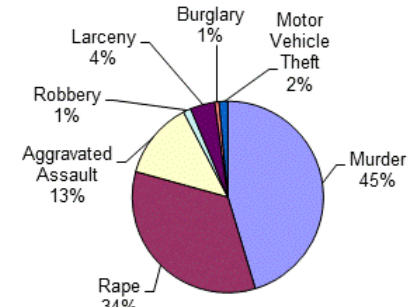
Crash Costs



Index Crimes



Index Crime Costs

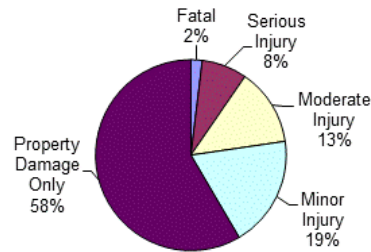




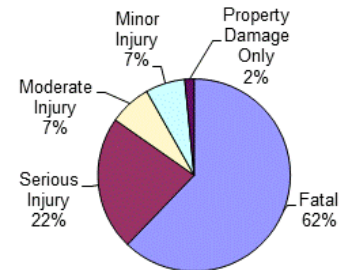
# Berrien County Alcohol-Involved Crashes

Crash Casualty Severity	Crash Casualties	Crash Costs
Fatal	5	\$57,549,750
Serious Injury	20	\$20,837,480
Moderate Injury	34	\$6,534,569
Minor Injury	49	\$6,155,229
Property Damage Only	152	\$1,440,048
<b>Total</b>	<b>260</b>	<b>\$92,517,076</b>
Average cost of crash casualty		\$355,835

Crash Casualties



Crash Costs

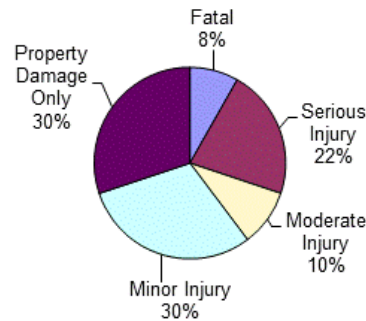


Costs of Alcohol-Involved Crashes in Berrien County (2021 dollars)						
	Fatal	Serious Injury	Moderate Injury	Minor Injury	Property Damage Only	Total
Medical Care	\$84,800	\$892,880	\$222,564	\$211,484	\$31,920	\$1,443,648
Work Loss	\$7,823,805	\$1,499,980	\$419,526	\$374,703	\$66,424	\$10,184,438
Public Services	\$5,450	\$6,860	\$5,644	\$6,321	\$7,448	\$31,723
Adjudication & Sanctioning	\$648,145	\$332,000	\$93,466	\$83,545	\$12,464	\$1,169,620
Insurance Administration	\$171,435	\$274,420	\$147,764	\$146,118	\$66,120	\$805,857
Congestion & Environmental	\$36,660	\$36,140	\$86,877	\$269,496	\$271,320	\$700,493
Property Damage & Loss	\$78,040	\$252,000	\$319,804	\$381,906	\$387,600	\$1,419,350
<b>Subtotal (Monetary Cost)</b>	<b>\$8,848,335</b>	<b>\$3,294,280</b>	<b>\$1,295,645</b>	<b>\$1,473,573</b>	<b>\$843,296</b>	<b>\$15,755,129</b>
Quality of Life	\$48,701,415	\$17,543,200	\$5,238,924	\$4,681,656	\$596,752	\$76,761,947
<b>Total (Comprehensive Cost)</b>	<b>\$57,549,750</b>	<b>\$20,837,480</b>	<b>\$6,534,569</b>	<b>\$6,155,229</b>	<b>\$1,440,048</b>	<b>\$92,517,076</b>

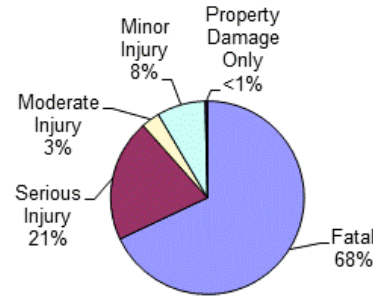
# Berrien County Drug-Involved Crashes

Crash Casualty Severity	Crash Casualties	Crash Costs
Fatal	6	\$69,059,700
Serious Injury	16	\$20,765,152
Moderate Injury	7	\$3,155,509
Minor Injury	22	\$8,255,214
Property Damage Only	22	\$349,294
<b>Total</b>	<b>73</b>	<b>\$101,584,869</b>
Average cost of crash casualty	\$1,391,574	

Crash Casualties



Crash Costs

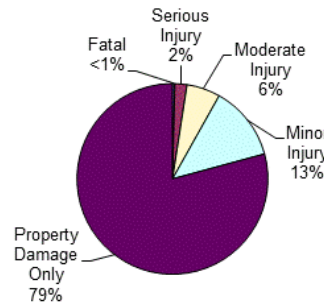


Costs of Drug-Involved Crashes in Berrien County (2021 dollars)						
	Fatal	Serious Injury	Moderate Injury	Minor Injury	Property Damage Only	Total
Medical Care	\$101,760	\$868,256	\$115,332	\$300,498	\$9,174	\$1,395,020
Work Loss	\$9,388,566	\$1,479,344	\$220,542	\$563,816	\$18,964	\$11,671,232
Public Services	\$6,540	\$6,208	\$1,575	\$4,268	\$1,166	\$19,757
Adjudication & Sanctioning	\$777,774	\$323,664	\$47,236	\$121,858	\$3,872	\$1,274,404
Insurance Administration	\$205,722	\$271,072	\$54,418	\$142,714	\$12,386	\$686,312
Congestion & Environmental	\$43,992	\$29,056	\$12,488	\$39,270	\$39,270	\$164,076
Property Damage & Loss	\$93,648	\$217,728	\$74,375	\$202,444	\$59,774	\$647,969
<b>Subtotal (Monetary Cost)</b>	<b>\$10,618,002</b>	<b>\$3,195,328</b>	<b>\$525,966</b>	<b>\$1,374,868</b>	<b>\$144,606</b>	<b>\$15,858,770</b>
Quality of Life	\$58,441,698	\$17,569,824	\$2,629,543	\$6,880,346	\$204,688	\$85,726,099
<b>Total (Comprehensive Cost)</b>	<b>\$69,059,700</b>	<b>\$20,765,152</b>	<b>\$3,155,509</b>	<b>\$8,255,214</b>	<b>\$349,294</b>	<b>\$101,584,869</b>

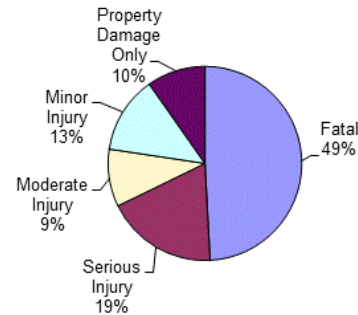
# Berrien County Young Driver Crashes (<21)

Crash Casualty Severity	Crash Casualties	Crash Costs
Fatal	4	\$41,578,332
Serious Injury	21	\$15,775,767
Moderate Injury	58	\$8,095,698
Minor Injury	129	\$10,884,246
Property Damage Only	808	\$8,256,952
<b>Total</b>	<b>1,020</b>	<b>\$84,590,995</b>
Average cost of crash casualty		\$82,932

Crash Casualties



Crash Costs

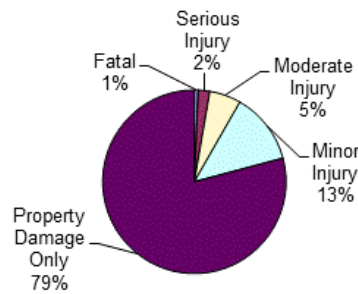


Costs of Young Driver Crashes in Berrien County (2021 dollars)						
	Fatal	Serious Injury	Moderate Injury	Minor Injury	Property Damage Only	Total
Medical Care	\$67,840	\$665,616	\$278,864	\$404,157	\$189,072	\$1,605,549
Work Loss	\$5,228,204	\$1,134,147	\$535,572	\$713,499	\$382,992	\$7,994,414
Public Services	\$4,360	\$6,216	\$9,222	\$15,609	\$41,208	\$76,615
Adjudication	\$518,516	\$241,059	\$109,214	\$149,124	\$64,640	\$1,082,553
Insurance Administration	\$137,148	\$216,468	\$184,556	\$269,739	\$346,632	\$1,154,543
Congestion & Environmental	\$29,328	\$37,779	\$102,834	\$228,717	\$1,442,280	\$1,840,938
Property Damage & Loss	\$62,432	\$245,091	\$526,466	\$934,734	\$2,154,128	\$3,922,851
<b>Subtotal (Monetary Cost)</b>	<b>\$6,047,828</b>	<b>\$2,546,376</b>	<b>\$1,746,728</b>	<b>\$2,715,579</b>	<b>\$4,620,952</b>	<b>\$17,677,463</b>
Quality of Life	\$35,530,504	\$13,229,391	\$6,348,970	\$8,168,667	\$3,636,000	\$66,913,532
<b>Total (Comprehensive Cost)</b>	<b>\$41,578,332</b>	<b>\$15,775,767</b>	<b>\$8,095,698</b>	<b>\$10,884,246</b>	<b>\$8,256,952</b>	<b>\$84,590,995</b>

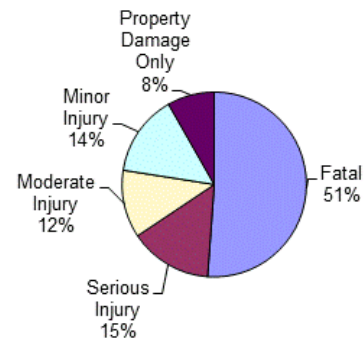
# Berrien County Older Driver Crashes (65+)

Crash Casualty Severity	Crash Casualties	Crash Costs
Fatal	10	\$103,945,830
Serious Injury	30	\$29,436,540
Moderate Injury	82	\$24,052,568
Minor Injury	186	\$29,008,002
Property Damage Only	1,168	\$16,778,320
<b>Total</b>	<b>1,476</b>	<b>\$203,221,260</b>
Average cost of crash casualty	\$137,684	

Crash Casualties



Crash Costs



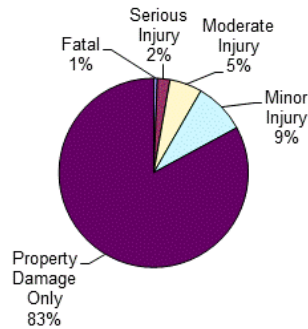
**Costs of Older Driver Crashes in Berrien County (2021 dollars)**

	Fatal	Serious Injury	Moderate Injury	Minor Injury	Property Damage Only	Total
Medical Care	\$169,600	\$1,232,100	\$868,872	\$1,043,646	\$456,688	\$3,770,906
Work Loss	\$13,070,510	\$2,133,270	\$1,654,432	\$1,945,188	\$858,480	\$19,661,880
Public Services	\$10,900	\$10,170	\$15,580	\$25,854	\$63,072	\$125,576
Adjudication	\$1,296,290	\$450,480	\$337,840	\$399,342	\$158,848	\$2,642,800
Insurance Administration	\$342,870	\$398,400	\$426,810	\$577,344	\$600,352	\$2,345,776
Congestion & Environmental	\$73,320	\$54,150	\$145,960	\$330,522	\$2,083,712	\$2,687,664
Property Damage & Loss	\$156,080	\$390,450	\$790,726	\$1,421,784	\$3,354,496	\$6,113,536
<b>Subtotal (Monetary Cost)</b>	<b>\$15,119,570</b>	<b>\$4,669,020</b>	<b>\$4,240,220</b>	<b>\$5,743,680</b>	<b>\$7,575,648</b>	<b>\$37,348,138</b>
Quality of Life	\$88,826,260	\$24,767,520	\$19,812,348	\$23,264,322	\$9,202,672	\$165,873,122
<b>Total (Comprehensive Cost)</b>	<b>\$103,945,830</b>	<b>\$29,436,540</b>	<b>\$24,052,568</b>	<b>\$29,008,002</b>	<b>\$16,778,320</b>	<b>\$203,221,260</b>

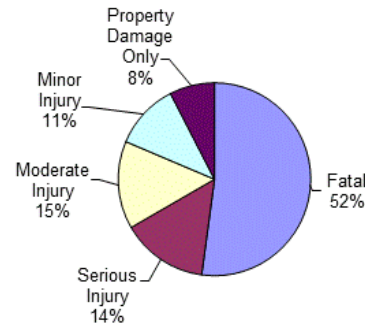
# Berrien County Medium/Large Truck Crashes

Crash Casualty Severity	Crash Casualties	Crash Costs
Fatal	3	\$31,297,401
Serious Injury	10	\$8,731,400
Moderate Injury	26	\$8,833,344
Minor Injury	41	\$6,641,344
Property Damage Only	388	\$4,537,660
<b>Total</b>	<b>468</b>	<b>\$60,041,149</b>
Average cost of crash casualty		\$128,293

Crash Casualties



Crash Costs



Costs of Medium/Large Truck Crashes in Berrien County (2021 dollars)						
	Fatal	Serious Injury	Moderate Injury	Minor Injury	Property Damage Only	Total
Medical Care	\$97,014	\$404,810	\$448,890	\$324,597	\$140,844	\$1,416,155
Work Loss	\$3,921,153	\$1,253,940	\$1,387,828	\$936,112	\$1,130,244	\$8,629,277
Public Services	\$3,288	\$3,210	\$4,550	\$7,872	\$18,236	\$37,156
Adjudication	\$425,610	\$145,110	\$73,684	\$61,582	\$61,692	\$767,678
Insurance Administration	\$102,120	\$113,990	\$94,900	\$91,430	\$212,624	\$615,064
Congestion & Environmental	\$22,749	\$18,670	\$47,710	\$75,317	\$716,636	\$881,082
Property Damage & Loss	\$77,589	\$107,230	\$213,538	\$256,455	\$1,117,440	\$1,772,252
<b>Subtotal (Monetary Cost)</b>	<b>\$4,649,523</b>	<b>\$2,046,960</b>	<b>\$2,271,100</b>	<b>\$1,753,365</b>	<b>\$3,397,716</b>	<b>\$14,118,664</b>
Quality of Life	\$26,647,878	\$6,684,440	\$6,562,244	\$4,887,979	\$1,139,944	\$45,922,485
<b>Total (Comprehensive Cost)</b>	<b>\$31,297,401</b>	<b>\$8,731,400</b>	<b>\$8,833,344</b>	<b>\$6,641,344</b>	<b>\$4,537,660</b>	<b>\$60,041,149</b>

# Berrien County Motorcycle Crashes

Injury Severity	Motorcyclist Crash Victims	Motorcyclist Victim Costs
Fatal	3	\$32,187,204
Serious Injury	12	\$11,657,652
Moderate Injury	21	\$5,592,384
Minor Injury	2	\$467,238
Property Damage Only	7	\$351,834
<b>Total</b>	<b>45</b>	<b>\$50,256,312</b>
Average cost of crash casualty		\$1,116,807

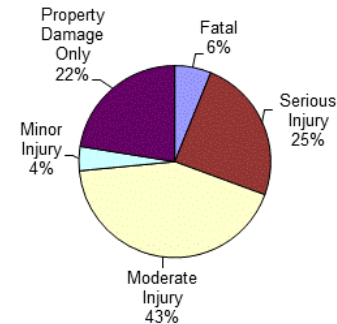
Injury Severity	Non-motorcyclist Crash Victims	Non-motorcyclist Victim Costs
Fatal	0	\$0
Serious Injury	0	\$0
Moderate Injury	0	\$0
Minor Injury	0	\$0
Property Damage Only	4	\$23,748
<b>Total</b>	<b>4</b>	<b>\$23,748</b>
Average cost of crash casualty		\$5,937

Motorcyclist Victim Costs in Motorcycle Crashes in Berrien County (2021 dollars)						
	Fatal	Serious Injury	Moderate Injury	Minor Injury	Property Damage Only	Total
Medical Care	\$59,040	\$485,784	\$199,269	\$16,620	\$10,878	\$771,591
Work Loss	\$4,433,631	\$879,348	\$402,822	\$33,602	\$22,267	\$5,771,670
Public Services	\$3,270	\$4,068	\$4,053	\$370	\$595	\$12,356
Adjudication	\$388,887	\$183,192	\$80,955	\$6,756	\$4,431	\$664,221
Insurance Administration	\$97,464	\$154,644	\$102,753	\$8,866	\$9,758	\$373,485
Congestion & Environmental	\$21,996	\$16,416	\$27,888	\$2,656	\$9,317	\$78,273
Property Damage & Loss	\$66,909	\$143,376	\$200,088	\$18,536	\$39,837	\$468,746
<b>Subtotal (Monetary Cost)</b>	<b>\$5,071,197</b>	<b>\$1,866,828</b>	<b>\$1,017,828</b>	<b>\$87,406</b>	<b>\$97,083</b>	<b>\$8,140,342</b>
Quality of Life	\$27,116,007	\$9,790,824	\$4,574,556	\$379,832	\$254,751	\$42,115,970
<b>Total (Comprehensive Cost)</b>	<b>\$32,187,204</b>	<b>\$11,657,652</b>	<b>\$5,592,384</b>	<b>\$467,238</b>	<b>\$351,834</b>	<b>\$50,256,312</b>

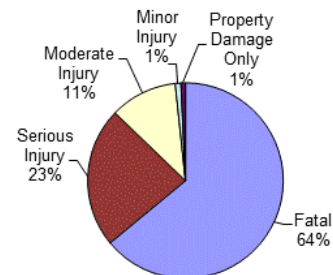
Non-motorcyclist Victim Costs in Motorcycle Crashes in Berrien County (2021 dollars)						
	Fatal	Serious Injury	Moderate Injury	Minor Injury	Property Damage Only	Total
Medical Care	\$0	\$0	\$0	\$0	\$0	\$0
Work Loss	\$0	\$0	\$0	\$0	\$492	\$492
Public Services	\$0	\$0	\$0	\$0	\$100	\$100
Adjudication	\$0	\$0	\$0	\$0	\$0	\$0
Insurance Administration	\$0	\$0	\$0	\$0	\$1,736	\$1,736
Congestion & Environmental	\$0	\$0	\$0	\$0	\$7,148	\$7,148
Property Damage & Loss	\$0	\$0	\$0	\$0	\$14,272	\$14,272
<b>Subtotal (Monetary Cost)</b>	<b>\$0</b>	<b>\$0</b>	<b>\$0</b>	<b>\$0</b>	<b>\$23,748</b>	<b>\$23,748</b>
Quality of Life	\$0	\$0	\$0	\$0	\$0	\$0
<b>Total (Comprehensive Cost)</b>	<b>\$0</b>	<b>\$0</b>	<b>\$0</b>	<b>\$0</b>	<b>\$23,748</b>	<b>\$23,748</b>

Costs of Motorcycle Crashes in Berrien County (2021 dollars)						
	Fatal	Serious Injury	Moderate Injury	Minor Injury	Property Damage Only	Total
Medical Care	\$59,040	\$485,784	\$199,269	\$16,620	\$10,878	\$771,591
Work Loss	\$4,433,631	\$879,348	\$402,822	\$33,602	\$22,759	\$5,772,162
Public Services	\$3,270	\$4,068	\$4,053	\$370	\$695	\$12,456
Adjudication	\$388,887	\$183,192	\$80,955	\$6,756	\$4,431	\$664,221
Insurance Administration	\$97,464	\$154,644	\$102,753	\$8,866	\$11,494	\$375,221
Congestion & Environmental	\$21,996	\$16,416	\$27,888	\$2,656	\$16,465	\$85,421
Property Damage & Loss	\$66,909	\$143,376	\$200,088	\$18,536	\$54,109	\$483,018
<b>Subtotal (Monetary Cost)</b>	<b>\$5,071,197</b>	<b>\$1,866,828</b>	<b>\$1,017,828</b>	<b>\$87,406</b>	<b>\$120,831</b>	<b>\$8,164,090</b>
Quality of Life	\$27,116,007	\$9,790,824	\$4,574,556	\$379,832	\$254,751	\$42,115,970
<b>Total (Comprehensive Cost)</b>	<b>\$32,187,204</b>	<b>\$11,657,652</b>	<b>\$5,592,384</b>	<b>\$467,238</b>	<b>\$375,582</b>	<b>\$50,280,060</b>

Crash Casualties



Crash Costs



# Berrien County Bicycle Crashes

Injury Severity	Bicyclist Crash Victims	Bicyclist Victim Costs
Fatal	0	\$0
Serious Injury	3	\$2,804,862
Moderate Injury	7	\$1,386,322
Minor Injury	5	\$634,460
Property Damage Only	4	\$54,704
<b>Total</b>	<b>19</b>	<b>\$4,880,348</b>
Average cost of crash casualty	\$256,860	

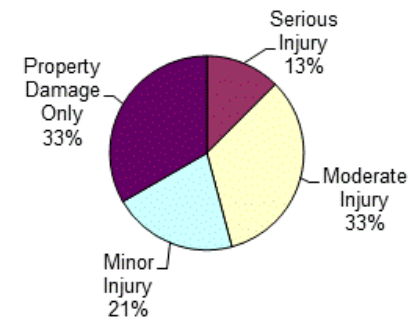
Injury Severity	Non-bicyclist Crash Victims	Non-bicyclist Victim Costs
Fatal	0	\$0
Serious Injury	0	\$0
Moderate Injury	1	\$194,433
Minor Injury	0	\$0
Property Damage Only	4	\$35,796
<b>Total</b>	<b>5</b>	<b>\$230,229</b>
Average cost of crash casualty	\$46,046	

Bicyclist Victim Costs in Bicycle Crashes in Berrien County (2021 dollars)						
	Fatal	Serious Injury	Moderate Injury	Minor Injury	Property Damage Only	Total
Medical Care	\$0	\$121,584	\$48,293	\$21,360	\$1,856	\$193,093
Work Loss	\$0	\$227,586	\$99,645	\$41,755	\$3,316	\$372,302
Public Services	\$0	\$1,014	\$1,260	\$775	\$84	\$3,133
Adjudication	\$0	\$46,419	\$19,824	\$8,460	\$692	\$75,395
Insurance Administration	\$0	\$52,911	\$27,468	\$12,185	\$992	\$93,556
Congestion & Environmental	\$0	\$4,128	\$9,212	\$6,290	\$712	\$20,342
Property Damage & Loss	\$0	\$750	\$1,736	\$1,190	\$136	\$3,812
Subtotal (Monetary Cost)	\$0	\$454,392	\$207,438	\$92,015	\$7,788	\$761,633
Quality of Life	\$0	\$2,350,470	\$1,178,884	\$542,445	\$46,916	\$4,118,715
<b>Total (Comprehensive Cost)</b>	<b>\$0</b>	<b>\$2,804,862</b>	<b>\$1,386,322</b>	<b>\$634,460</b>	<b>\$54,704</b>	<b>\$4,880,348</b>

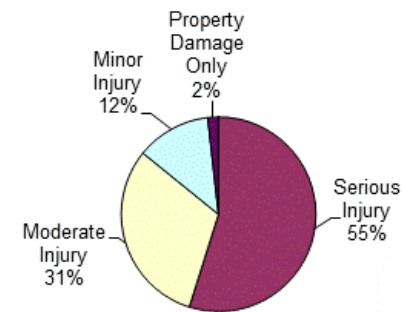
Non-bicyclist Victim Costs in Bicycle Crashes in Berrien County (2021 dollars)						
	Fatal	Serious Injury	Moderate Injury	Minor Injury	Property Damage Only	Total
Medical Care	\$0	\$0	\$7,041	\$0	\$736	\$7,777
Work Loss	\$0	\$0	\$13,160	\$0	\$1,620	\$14,780
Public Services	\$0	\$0	\$168	\$0	\$192	\$360
Adjudication	\$0	\$0	\$2,706	\$0	\$256	\$2,962
Insurance Administration	\$0	\$0	\$3,867	\$0	\$1,528	\$5,395
Congestion & Environmental	\$0	\$0	\$1,774	\$0	\$7,140	\$8,914
Property Damage & Loss	\$0	\$0	\$9,302	\$0	\$9,868	\$19,170
Subtotal (Monetary Cost)	\$0	\$0	\$38,018	\$0	\$21,340	\$59,358
Quality of Life	\$0	\$0	\$156,415	\$0	\$14,456	\$170,871
<b>Total (Comprehensive Cost)</b>	<b>\$0</b>	<b>\$0</b>	<b>\$194,433</b>	<b>\$0</b>	<b>\$35,796</b>	<b>\$230,229</b>

Costs of Bicycle Crashes in Berrien County (2021 dollars)						
	Fatal	Serious Injury	Moderate Injury	Minor Injury	Property Damage Only	Total
Medical Care	\$0	\$121,584	\$55,334	\$21,360	\$2,592	\$200,870
Work Loss	\$0	\$227,586	\$112,805	\$41,755	\$4,936	\$387,082
Public Services	\$0	\$1,014	\$1,428	\$775	\$276	\$3,493
Adjudication	\$0	\$46,419	\$22,530	\$8,460	\$948	\$78,357
Insurance Administration	\$0	\$52,911	\$31,335	\$12,185	\$2,520	\$98,951
Congestion & Environmental	\$0	\$4,128	\$10,986	\$6,290	\$7,852	\$29,256
Property Damage & Loss	\$0	\$750	\$11,038	\$1,190	\$10,004	\$22,982
Subtotal (Monetary Cost)	\$0	\$454,392	\$245,456	\$92,015	\$29,128	\$820,991
Quality of Life	\$0	\$2,350,470	\$1,335,299	\$542,445	\$61,372	\$4,289,586
<b>Total (Comprehensive Cost)</b>	<b>\$0</b>	<b>\$2,804,862</b>	<b>\$1,580,755</b>	<b>\$634,460</b>	<b>\$90,500</b>	<b>\$5,110,577</b>

Crash Casualties



Crash Costs



# Berrien County Pedestrian Crashes

Injury Severity	Pedestrian Crash Victims	Pedestrian Victim Costs
Fatal	6	\$58,406,106
Serious Injury	2	\$2,127,598
Moderate Injury	8	\$1,972,880
Minor Injury	6	\$933,612
Property Damage Only	2	\$31,856
<b>Total</b>	<b>24</b>	<b>\$63,472,052</b>
Average cost of crash casualty		\$2,644,669

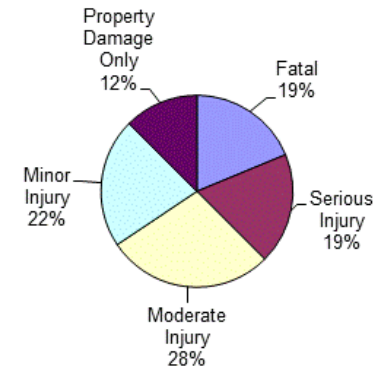
Injury Severity	Non-pedestrian Crash Victims	Non-pedestrian Victim Costs
Fatal	0	\$0
Serious Injury	4	\$3,693,248
Moderate Injury	1	\$185,131
Minor Injury	1	\$93,719
Property Damage Only	2	\$12,964
<b>Total</b>	<b>8</b>	<b>\$3,985,062</b>
Average cost of crash casualty		\$498,133

	Fatal	Serious Injury	Moderate Injury	Minor Injury	Property Damage Only	Total
Medical Care	\$135,642	\$96,594	\$73,064	\$32,784	\$1,116	\$339,200
Work Loss	\$7,123,086	\$155,850	\$124,256	\$53,700	\$1,672	\$7,458,564
Public Services	\$6,540	\$676	\$1,440	\$930	\$42	\$9,628
Adjudication	\$777,774	\$33,866	\$26,496	\$11,604	\$374	\$850,114
Insurance Administration	\$291,564	\$38,896	\$36,112	\$16,374	\$522	\$383,468
Congestion & Environmental	\$43,992	\$2,752	\$10,528	\$7,548	\$356	\$65,176
Subtotal (Monetary Cost)	\$8,378,598	\$328,634	\$271,896	\$122,940	\$4,082	\$9,106,150
Quality of Life	\$50,027,508	\$1,798,964	\$1,700,984	\$810,672	\$27,774	\$54,365,902
<b>Total (Comprehensive Cost)</b>	<b>\$58,406,106</b>	<b>\$2,127,598</b>	<b>\$1,972,880</b>	<b>\$933,612</b>	<b>\$31,856</b>	<b>\$63,472,052</b>

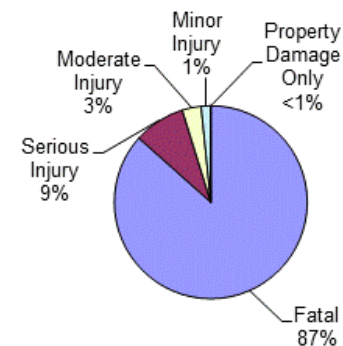
	Fatal	Serious Injury	Moderate Injury	Minor Injury	Property Damage Only	Total
Medical Care	\$0	\$160,316	\$7,041	\$3,606	\$368	\$171,331
Work Loss	\$0	\$275,920	\$13,160	\$6,489	\$810	\$296,379
Public Services	\$0	\$1,332	\$168	\$120	\$96	\$1,716
Adjudication	\$0	\$58,416	\$2,706	\$1,346	\$128	\$62,596
Insurance Administration	\$0	\$49,876	\$3,867	\$2,277	\$764	\$56,784
Congestion & Environmental	\$0	\$7,220	\$1,774	\$1,776	\$3,570	\$14,340
Subtotal (Monetary Cost)	\$0	\$553,080	\$28,716	\$15,614	\$5,736	\$603,146
Quality of Life	\$0	\$3,140,168	\$156,415	\$78,105	\$7,228	\$3,381,916
<b>Total (Comprehensive Cost)</b>	<b>\$0</b>	<b>\$3,693,248</b>	<b>\$185,131</b>	<b>\$93,719</b>	<b>\$12,964</b>	<b>\$3,985,062</b>

	Fatal	Serious Injury	Moderate Injury	Minor Injury	Property Damage Only	Total
Medical Care	\$135,642	\$256,910	\$80,105	\$36,390	\$1,484	\$510,531
Work Loss	\$7,123,086	\$431,770	\$137,416	\$60,189	\$2,482	\$7,754,943
Public Services	\$6,540	\$2,008	\$1,608	\$1,050	\$138	\$11,344
Adjudication	\$777,774	\$92,282	\$29,202	\$12,950	\$502	\$912,710
Insurance Administration	\$291,564	\$88,772	\$39,979	\$18,651	\$1,286	\$440,252
Congestion & Environmental	\$43,992	\$9,972	\$12,302	\$9,324	\$3,926	\$79,516
Subtotal (Monetary Cost)	\$8,378,598	\$881,714	\$300,612	\$138,554	\$9,818	\$9,709,296
Quality of Life	\$50,027,508	\$4,939,132	\$1,857,399	\$888,777	\$35,002	\$57,747,816
<b>Total (Comprehensive Cost)</b>	<b>\$58,406,106</b>	<b>\$5,820,846</b>	<b>\$2,158,011</b>	<b>\$1,027,331</b>	<b>\$44,820</b>	<b>\$67,457,114</b>

Crash Casualties



Crash Costs





# Branch County Traffic Crashes and Crime

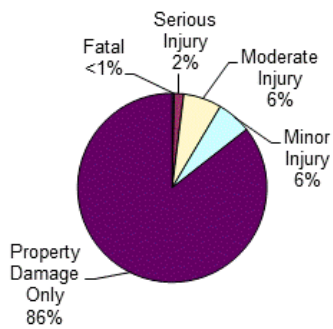
Crash Casualty Severity	Crash Casualties	Crash Costs
Fatal	8	\$83,156,664
Serious Injury	36	\$33,686,784
Moderate Injury	146	\$28,387,218
Minor Injury	132	\$13,291,080
Property Damage Only	1,911	\$17,101,539
<b>Total</b>	<b>2,233</b>	<b>\$175,623,285</b>
Average cost of crash casualty		\$78,649

Index Crime Category	Number of Crimes	Crime Costs
Murder	1	\$9,909,389
Rape	35	\$19,792,605
Aggravated Assault	94	\$4,375,512
Robbery	1	\$46,482
Larceny	451	\$1,930,731
Burglary	103	\$438,883
Motor Vehicle Theft	57	\$587,157
<b>Total</b>	<b>742</b>	<b>\$37,080,759</b>
Average cost of index crime		\$49,974

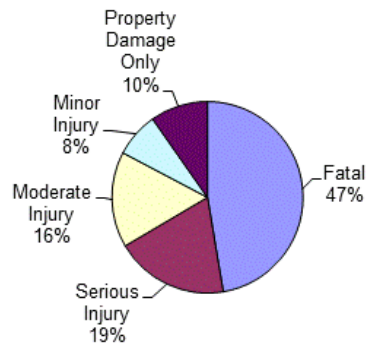
Costs of Crashes in Branch County (2021 dollars)						
	Fatal	Serious Injury	Moderate Injury	Minor Injury	Property Damage Only	Total
Medical Care	\$135,680	\$1,442,844	\$1,027,986	\$475,992	\$351,624	\$3,434,126
Work Loss	\$10,456,408	\$2,483,280	\$1,921,360	\$856,548	\$773,955	\$16,491,551
Public Services	\$8,720	\$11,988	\$24,528	\$15,840	\$91,728	\$152,804
Adjudication & Sanctioning	\$1,037,032	\$525,744	\$395,076	\$177,672	\$122,304	\$2,257,828
Insurance Administration	\$274,296	\$448,884	\$564,582	\$300,564	\$730,002	\$2,318,328
Congestion & Environmental	\$58,656	\$64,980	\$259,004	\$234,432	\$3,411,135	\$4,028,207
Property Damage & Loss	\$124,864	\$447,552	\$1,358,092	\$920,172	\$4,714,437	\$7,565,117
<b>Subtotal (Monetary Cost)</b>	<b>\$12,095,656</b>	<b>\$5,425,272</b>	<b>\$5,550,628</b>	<b>\$2,981,220</b>	<b>\$10,195,185</b>	<b>\$36,247,961</b>
Quality of Life	\$71,061,008	\$28,261,512	\$22,836,590	\$10,309,860	\$6,906,354	\$139,375,324
<b>Total (Comprehensive Cost)</b>	<b>\$83,156,664</b>	<b>\$33,686,784</b>	<b>\$28,387,218</b>	<b>\$13,291,080</b>	<b>\$17,101,539</b>	<b>\$175,623,285</b>

Costs of Index Crimes in Branch County (2021 dollars)								
	Murder	Rape	Aggravated Assault	Robbery	Larceny	Burglary	Motor Vehicle Theft	Total
Medical Care	\$12,893	\$118,090	\$198,810	\$1,983	\$0	\$0	\$0	\$331,776
Mental Health	\$12,125	\$230,475	\$38,352	\$199	\$0	\$0	\$0	\$281,151
Work Loss	\$1,160,258	\$249,445	\$213,944	\$4,606	\$13,981	\$4,017	\$6,669	\$1,652,920
Public Services	\$104,785	\$26,635	\$229,266	\$792	\$237,677	\$37,286	\$25,935	\$662,376
Adjudication & Sanctioning	\$489,046	\$1,583,330	\$563,530	\$14,497	\$1,170,345	\$99,413	\$113,430	\$4,013,591
Property Damage & Loss	\$211	\$6,615	\$7,896	\$1,377	\$508,728	\$318,167	\$441,123	\$1,284,117
<b>Subtotal (Monetary Cost)</b>	<b>\$1,779,318</b>	<b>\$2,214,590</b>	<b>\$1,251,798</b>	<b>\$23,454</b>	<b>\$1,930,731</b>	<b>\$438,883</b>	<b>\$587,157</b>	<b>\$8,225,931</b>
Quality of Life	\$8,130,071	\$17,578,015	\$3,123,714	\$23,028	\$0	\$0	\$0	\$28,854,828
<b>Total (Comprehensive Costs)</b>	<b>\$9,909,389</b>	<b>\$19,792,605</b>	<b>\$4,375,512</b>	<b>\$46,482</b>	<b>\$1,930,731</b>	<b>\$438,883</b>	<b>\$587,157</b>	<b>\$37,080,759</b>

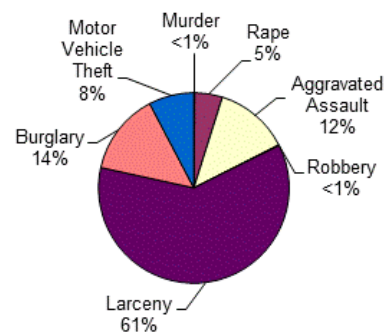
Crash Casualties



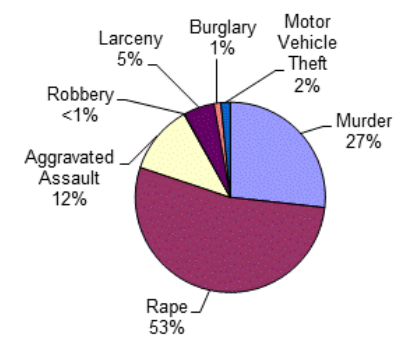
Crash Costs



Index Crimes



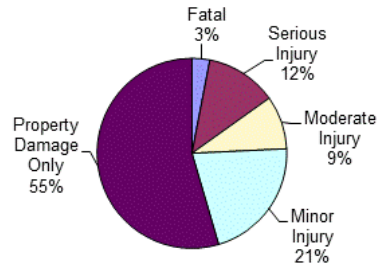
Index Crime Costs



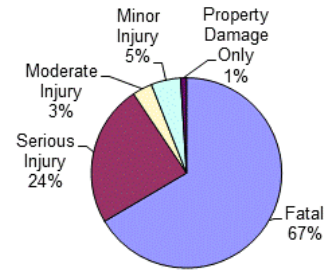
# Branch County Alcohol-Involved Crashes

Crash Casualty Severity	Crash Casualties	Crash Costs
Fatal	1	\$11,509,950
Serious Injury	4	\$4,167,496
Moderate Injury	3	\$581,325
Minor Injury	7	\$872,733
Property Damage Only	18	\$170,532
<b>Total</b>	<b>33</b>	<b>\$17,302,036</b>
Average cost of crash casualty		\$524,304

Crash Casualties



Crash Costs

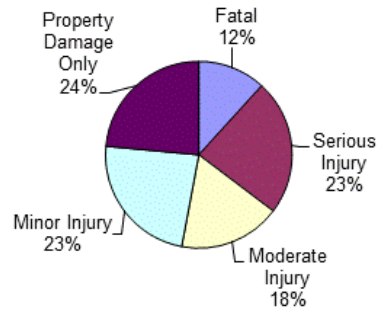


Costs of Alcohol-Involved Crashes in Branch County (2021 dollars)						
	Fatal	Serious Injury	Moderate Injury	Minor Injury	Property Damage Only	Total
Medical Care	\$16,960	\$178,576	\$19,638	\$30,212	\$3,780	\$249,166
Work Loss	\$1,564,761	\$299,996	\$37,017	\$53,529	\$7,866	\$1,963,169
Public Services	\$1,090	\$1,372	\$498	\$903	\$882	\$4,745
Adjudication & Sanctioning	\$129,629	\$66,400	\$8,247	\$11,935	\$1,476	\$217,687
Insurance Administration	\$34,287	\$54,884	\$13,038	\$20,874	\$7,830	\$130,913
Congestion & Environmental	\$7,332	\$7,228	\$12,411	\$31,914	\$32,130	\$91,015
Property Damage & Loss	\$15,608	\$50,400	\$28,218	\$54,558	\$45,900	\$194,684
<b>Subtotal (Monetary Cost)</b>	<b>\$1,769,667</b>	<b>\$658,856</b>	<b>\$119,067</b>	<b>\$203,925</b>	<b>\$99,864</b>	<b>\$2,851,379</b>
Quality of Life	\$9,740,283	\$3,508,640	\$462,258	\$668,808	\$70,668	\$14,450,657
<b>Total (Comprehensive Cost)</b>	<b>\$11,509,950</b>	<b>\$4,167,496</b>	<b>\$581,325</b>	<b>\$872,733</b>	<b>\$170,532</b>	<b>\$17,302,036</b>

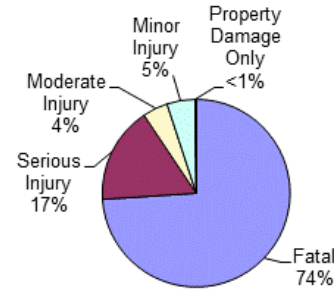
# Branch County Drug-Involved Crashes

Crash Casualty Severity	Crash Casualties	Crash Costs
Fatal	2	\$23,019,900
Serious Injury	4	\$5,191,288
Moderate Injury	3	\$1,352,361
Minor Injury	4	\$1,500,948
Property Damage Only	4	\$63,508
<b>Total</b>	<b>17</b>	<b>\$31,128,005</b>
Average cost of crash casualty	\$1,831,059	

Crash Casualties



Crash Costs

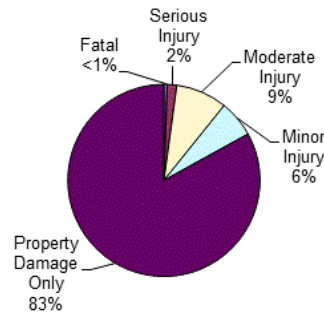


Costs of Drug-Involved Crashes in Branch County (2021 dollars)						
	Fatal	Serious Injury	Moderate Injury	Minor Injury	Property Damage Only	Total
Medical Care	\$33,920	\$217,064	\$49,428	\$54,636	\$1,668	\$356,716
Work Loss	\$3,129,522	\$369,836	\$94,518	\$102,512	\$3,448	\$3,699,836
Public Services	\$2,180	\$1,552	\$675	\$776	\$212	\$5,395
Adjudication & Sanctioning	\$259,258	\$80,916	\$20,244	\$22,156	\$704	\$383,278
Insurance Administration	\$68,574	\$67,768	\$23,322	\$25,948	\$2,252	\$187,864
Congestion & Environmental	\$14,664	\$7,264	\$5,352	\$7,140	\$7,140	\$41,560
Property Damage & Loss	\$31,216	\$54,432	\$31,875	\$36,808	\$10,868	\$165,199
<b>Subtotal (Monetary Cost)</b>	<b>\$3,539,334</b>	<b>\$798,832</b>	<b>\$225,414</b>	<b>\$249,976</b>	<b>\$26,292</b>	<b>\$4,839,848</b>
Quality of Life	\$19,480,566	\$4,392,456	\$1,126,947	\$1,250,972	\$37,216	\$26,288,157
<b>Total (Comprehensive Cost)</b>	<b>\$23,019,900</b>	<b>\$5,191,288</b>	<b>\$1,352,361</b>	<b>\$1,500,948</b>	<b>\$63,508</b>	<b>\$31,128,005</b>

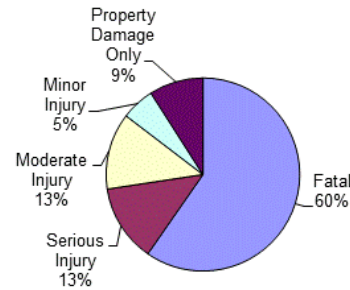
# Branch County Young Driver Crashes (<21)

Crash Casualty Severity	Crash Casualties	Crash Costs
Fatal	2	\$20,789,166
Serious Injury	6	\$4,507,362
Moderate Injury	32	\$4,466,592
Minor Injury	23	\$1,940,602
Property Damage Only	308	\$3,147,452
<b>Total</b>	<b>371</b>	<b>\$34,851,174</b>
Average cost of crash casualty		\$93,938

Crash Casualties



Crash Costs

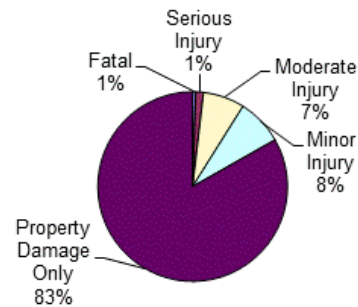


Costs of Young Driver Crashes in Branch County (2021 dollars)						
	Fatal	Serious Injury	Moderate Injury	Minor Injury	Property Damage Only	Total
Medical Care	\$33,920	\$190,176	\$153,856	\$72,059	\$72,072	\$522,083
Work Loss	\$2,614,102	\$324,042	\$295,488	\$127,213	\$145,992	\$3,506,837
Public Services	\$2,180	\$1,776	\$5,088	\$2,783	\$15,708	\$27,535
Adjudication	\$259,258	\$68,874	\$60,256	\$26,588	\$24,640	\$439,616
Insurance Administration	\$68,574	\$61,848	\$101,824	\$48,093	\$132,132	\$412,471
Congestion & Environmental	\$14,664	\$10,794	\$56,736	\$40,779	\$549,780	\$672,753
Property Damage & Loss	\$31,216	\$70,026	\$290,464	\$166,658	\$821,128	\$1,379,492
<b>Subtotal (Monetary Cost)</b>	<b>\$3,023,914</b>	<b>\$727,536</b>	<b>\$963,712</b>	<b>\$484,173</b>	<b>\$1,761,452</b>	<b>\$6,960,787</b>
Quality of Life	\$17,765,252	\$3,779,826	\$3,502,880	\$1,456,429	\$1,386,000	\$27,890,387
<b>Total (Comprehensive Cost)</b>	<b>\$20,789,166</b>	<b>\$4,507,362</b>	<b>\$4,466,592</b>	<b>\$1,940,602</b>	<b>\$3,147,452</b>	<b>\$34,851,174</b>

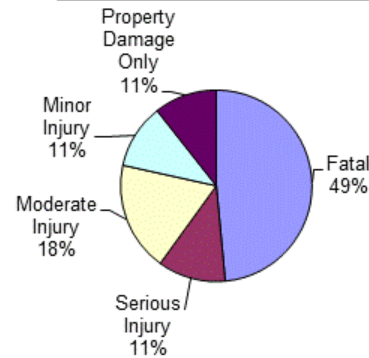
# Branch County Older Driver Crashes (65+)

Crash Casualty Severity	Crash Casualties	Crash Costs
Fatal	2	\$20,789,166
Serious Injury	5	\$4,906,090
Moderate Injury	27	\$7,919,748
Minor Injury	30	\$4,678,710
Property Damage Only	317	\$4,553,705
<b>Total</b>	<b>381</b>	<b>\$42,847,419</b>
Average cost of crash casualty		\$112,460

Crash Casualties



Crash Costs

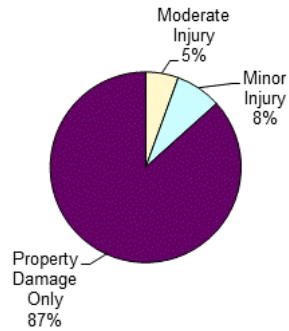


Costs of Older Driver Crashes in Branch County (2021 dollars)						
	Fatal	Serious Injury	Moderate Injury	Minor Injury	Property Damage Only	Total
Medical Care	\$33,920	\$205,350	\$286,092	\$168,330	\$123,947	\$817,639
Work Loss	\$2,614,102	\$355,545	\$544,752	\$313,740	\$232,995	\$4,061,134
Public Services	\$2,180	\$1,695	\$5,130	\$4,170	\$17,118	\$30,293
Adjudication	\$259,258	\$75,080	\$111,240	\$64,410	\$43,112	\$553,100
Insurance Administration	\$68,574	\$66,400	\$140,535	\$93,120	\$162,938	\$531,567
Congestion & Environmental	\$14,664	\$9,025	\$48,060	\$53,310	\$565,528	\$690,587
Property Damage & Loss	\$31,216	\$65,075	\$260,361	\$229,320	\$910,424	\$1,496,396
<b>Subtotal (Monetary Cost)</b>	<b>\$3,023,914</b>	<b>\$778,170</b>	<b>\$1,396,170</b>	<b>\$926,400</b>	<b>\$2,056,062</b>	<b>\$8,180,716</b>
Quality of Life	\$17,765,252	\$4,127,920	\$6,523,578	\$3,752,310	\$2,497,643	\$34,666,703
<b>Total (Comprehensive Cost)</b>	<b>\$20,789,166</b>	<b>\$4,906,090</b>	<b>\$7,919,748</b>	<b>\$4,678,710</b>	<b>\$4,553,705</b>	<b>\$42,847,419</b>

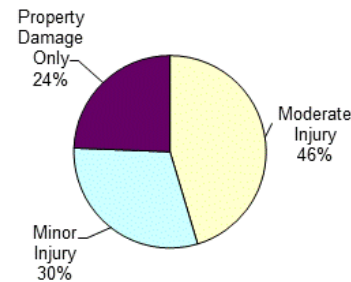
# Branch County Medium/Large Truck Crashes

Crash Casualty Severity	Crash Casualties	Crash Costs
Fatal	0	\$0
Serious Injury	0	\$0
Moderate Injury	5	\$1,698,720
Minor Injury	7	\$1,133,888
Property Damage Only	78	\$912,210
<b>Total</b>	<b>90</b>	<b>\$3,744,818</b>
Average cost of crash casualty		\$41,609

Crash Casualties



Crash Costs



Costs of Medium/Large Truck Crashes in Branch County (2021 dollars)						
	Fatal	Serious Injury	Moderate Injury	Minor Injury	Property Damage Only	Total
Medical Care	\$0	\$0	\$86,325	\$55,419	\$28,314	\$170,058
Work Loss	\$0	\$0	\$266,890	\$159,824	\$227,214	\$653,928
Public Services	\$0	\$0	\$875	\$1,344	\$3,666	\$5,885
Adjudication	\$0	\$0	\$14,170	\$10,514	\$12,402	\$37,086
Insurance Administration	\$0	\$0	\$18,250	\$15,610	\$42,744	\$76,604
Congestion & Environmental	\$0	\$0	\$9,175	\$12,859	\$144,066	\$166,100
Property Damage & Loss	\$0	\$0	\$41,065	\$43,785	\$224,640	\$309,490
<b>Subtotal (Monetary Cost)</b>	<b>\$0</b>	<b>\$0</b>	<b>\$436,750</b>	<b>\$299,355</b>	<b>\$683,046</b>	<b>\$1,419,151</b>
Quality of Life	\$0	\$0	\$1,261,970	\$834,533	\$229,164	\$2,325,667
<b>Total (Comprehensive Cost)</b>	<b>\$0</b>	<b>\$0</b>	<b>\$1,698,720</b>	<b>\$1,133,888</b>	<b>\$912,210</b>	<b>\$3,744,818</b>

# Branch County Motorcycle Crashes

Injury Severity	Motorcyclist Crash Victims	Motorcyclist Victim Costs
Fatal	0	\$0
Serious Injury	6	\$5,828,826
Moderate Injury	9	\$2,396,736
Minor Injury	3	\$700,857
Property Damage Only	2	\$100,524
<b>Total</b>	<b>20</b>	<b>\$9,026,943</b>
Average cost of crash casualty		\$451,347

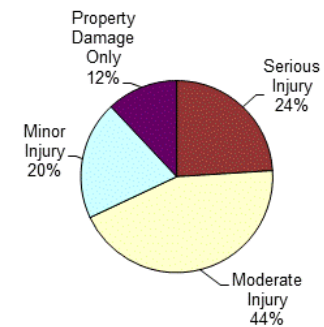
Injury Severity	Non-motorcyclist Crash Victims	Non-motorcyclist Victim Costs
Fatal	0	\$0
Serious Injury	0	\$0
Moderate Injury	2	\$388,866
Minor Injury	2	\$201,380
Property Damage Only	1	\$5,937
<b>Total</b>	<b>5</b>	<b>\$596,183</b>
Average cost of crash casualty		\$119,237

Motorcyclist Victim Costs in Motorcycle Crashes in Branch County (2021 dollars)						
	Fatal	Serious Injury	Moderate Injury	Minor Injury	Property Damage Only	Total
Medical Care	\$0	\$242,892	\$85,401	\$24,930	\$3,108	\$356,331
Work Loss	\$0	\$439,674	\$172,638	\$50,403	\$6,362	\$669,077
Public Services	\$0	\$2,034	\$1,737	\$555	\$170	\$4,496
Adjudication	\$0	\$91,596	\$34,695	\$10,134	\$1,266	\$137,691
Insurance Administration	\$0	\$77,322	\$44,037	\$13,299	\$2,788	\$137,446
Congestion & Environmental	\$0	\$8,208	\$11,952	\$3,984	\$2,662	\$26,806
Property Damage & Loss	\$0	\$71,688	\$85,752	\$27,804	\$11,382	\$196,626
Subtotal (Monetary Cost)	\$0	\$933,414	\$436,212	\$131,109	\$27,738	\$1,528,473
Quality of Life	\$0	\$4,895,412	\$1,960,524	\$569,748	\$72,786	\$7,498,470
<b>Total (Comprehensive Cost)</b>	<b>\$0</b>	<b>\$5,828,826</b>	<b>\$2,396,736</b>	<b>\$700,857</b>	<b>\$100,524</b>	<b>\$9,026,943</b>

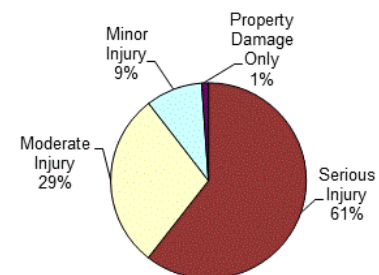
Non-motorcyclist Victim Costs in Motorcycle Crashes in Branch County (2021 dollars)						
	Fatal	Serious Injury	Moderate Injury	Minor Injury	Property Damage Only	Total
Medical Care	\$0	\$0	\$14,082	\$7,212	\$0	\$21,294
Work Loss	\$0	\$0	\$26,320	\$12,978	\$123	\$39,421
Public Services	\$0	\$0	\$336	\$240	\$25	\$601
Adjudication	\$0	\$0	\$5,412	\$2,692	\$0	\$8,104
Insurance Administration	\$0	\$0	\$7,734	\$4,554	\$434	\$12,722
Congestion & Environmental	\$0	\$0	\$3,548	\$3,552	\$1,787	\$8,887
Property Damage & Loss	\$0	\$0	\$18,604	\$13,942	\$3,568	\$36,114
Subtotal (Monetary Cost)	\$0	\$0	\$76,036	\$45,170	\$5,937	\$127,143
Quality of Life	\$0	\$0	\$312,830	\$156,210	\$0	\$469,040
<b>Total (Comprehensive Cost)</b>	<b>\$0</b>	<b>\$0</b>	<b>\$388,866</b>	<b>\$201,380</b>	<b>\$5,937</b>	<b>\$596,183</b>

Costs of Motorcycle Crashes in Branch County (2021 dollars)						
	Fatal	Serious Injury	Moderate Injury	Minor Injury	Property Damage Only	Total
Medical Care	\$0	\$242,892	\$99,483	\$32,142	\$3,108	\$377,625
Work Loss	\$0	\$439,674	\$198,958	\$63,381	\$6,485	\$708,498
Public Services	\$0	\$2,034	\$2,073	\$795	\$195	\$5,097
Adjudication	\$0	\$91,596	\$40,107	\$12,826	\$1,266	\$145,795
Insurance Administration	\$0	\$77,322	\$51,771	\$17,853	\$3,222	\$150,168
Congestion & Environmental	\$0	\$8,208	\$15,500	\$7,536	\$4,449	\$35,693
Property Damage & Loss	\$0	\$71,688	\$104,356	\$41,746	\$14,950	\$232,740
Subtotal (Monetary Cost)	\$0	\$933,414	\$512,248	\$176,279	\$33,675	\$1,655,616
Quality of Life	\$0	\$4,895,412	\$2,273,354	\$725,958	\$72,786	\$7,967,510
<b>Total (Comprehensive Cost)</b>	<b>\$0</b>	<b>\$5,828,826</b>	<b>\$2,785,602</b>	<b>\$902,237</b>	<b>\$106,461</b>	<b>\$9,623,126</b>

Crash Casualties



Crash Costs



# Branch County Bicycle Crashes

Injury Severity	Bicyclist Crash Victims	Bicyclist Victim Costs
Fatal	2	\$19,441,804
Serious Injury	1	\$934,954
Moderate Injury	1	\$198,046
Minor Injury	3	\$380,676
Property Damage Only	1	\$13,676
<b>Total</b>	<b>8</b>	<b>\$20,969,156</b>
Average cost of crash casualty		\$2,621,145

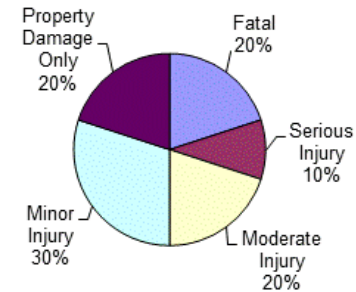
Injury Severity	Non-bicyclist Crash Victims	Non-bicyclist Victim Costs
Fatal	0	\$0
Serious Injury	0	\$0
Moderate Injury	1	\$194,433
Minor Injury	0	\$0
Property Damage Only	1	\$8,949
<b>Total</b>	<b>2</b>	<b>\$203,382</b>
Average cost of crash casualty		\$101,691

Bicyclist Victim Costs in Bicycle Crashes in Branch County (2021 dollars)						
	Fatal	Serious Injury	Moderate Injury	Minor Injury	Property Damage Only	Total
Medical Care	\$51,942	\$40,528	\$6,899	\$12,816	\$464	\$112,649
Work Loss	\$2,378,550	\$75,862	\$14,235	\$25,053	\$829	\$2,494,529
Public Services	\$2,180	\$338	\$180	\$465	\$21	\$3,184
Adjudication	\$471,378	\$15,473	\$2,832	\$5,076	\$173	\$494,932
Insurance Administration	\$97,188	\$17,637	\$3,924	\$7,311	\$248	\$126,308
Congestion & Environmental	\$14,664	\$1,376	\$1,316	\$3,774	\$178	\$21,308
Property Damage & Loss	\$500	\$250	\$248	\$714	\$34	\$1,746
<b>Subtotal (Monetary Cost)</b>	<b>\$3,016,402</b>	<b>\$151,464</b>	<b>\$29,634</b>	<b>\$55,209</b>	<b>\$1,947</b>	<b>\$3,254,656</b>
Quality of Life	\$16,425,402	\$783,490	\$168,412	\$325,467	\$11,729	\$17,714,500
<b>Total (Comprehensive Cost)</b>	<b>\$19,441,804</b>	<b>\$934,954</b>	<b>\$198,046</b>	<b>\$380,676</b>	<b>\$13,676</b>	<b>\$20,969,156</b>

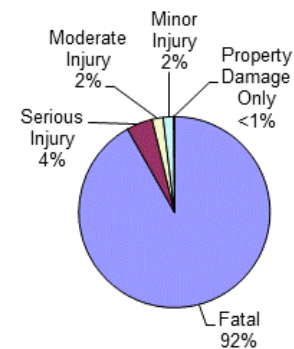
Non-bicyclist Victim Costs in Bicycle Crashes in Branch County (2021 dollars)						
	Fatal	Serious Injury	Moderate Injury	Minor Injury	Property Damage Only	Total
Medical Care	\$0	\$0	\$7,041	\$0	\$184	\$7,225
Work Loss	\$0	\$0	\$13,160	\$0	\$405	\$13,565
Public Services	\$0	\$0	\$168	\$0	\$48	\$216
Adjudication	\$0	\$0	\$2,706	\$0	\$64	\$2,770
Insurance Administration	\$0	\$0	\$3,867	\$0	\$382	\$4,249
Congestion & Environmental	\$0	\$0	\$1,774	\$0	\$1,785	\$3,559
Property Damage & Loss	\$0	\$0	\$9,302	\$0	\$2,467	\$11,769
<b>Subtotal (Monetary Cost)</b>	<b>\$0</b>	<b>\$0</b>	<b>\$38,018</b>	<b>\$0</b>	<b>\$5,335</b>	<b>\$43,353</b>
Quality of Life	\$0	\$0	\$156,415	\$0	\$3,614	\$160,029
<b>Total (Comprehensive Cost)</b>	<b>\$0</b>	<b>\$0</b>	<b>\$194,433</b>	<b>\$0</b>	<b>\$8,949</b>	<b>\$203,382</b>

Costs of Bicycle Crashes in Branch County (2021 dollars)						
	Fatal	Serious Injury	Moderate Injury	Minor Injury	Property Damage Only	Total
Medical Care	\$51,942	\$40,528	\$13,940	\$12,816	\$648	\$119,874
Work Loss	\$2,378,550	\$75,862	\$27,395	\$25,053	\$1,234	\$2,508,094
Public Services	\$2,180	\$338	\$348	\$465	\$69	\$3,400
Adjudication	\$471,378	\$15,473	\$5,538	\$5,076	\$237	\$497,702
Insurance Administration	\$97,188	\$17,637	\$7,791	\$7,311	\$630	\$130,557
Congestion & Environmental	\$14,664	\$1,376	\$3,090	\$3,774	\$1,963	\$24,867
Property Damage & Loss	\$500	\$250	\$9,550	\$714	\$2,501	\$13,515
<b>Subtotal (Monetary Cost)</b>	<b>\$3,016,402</b>	<b>\$151,464</b>	<b>\$67,652</b>	<b>\$55,209</b>	<b>\$7,282</b>	<b>\$3,298,009</b>
Quality of Life	\$16,425,402	\$783,490	\$324,827	\$325,467	\$15,343	\$17,874,529
<b>Total (Comprehensive Cost)</b>	<b>\$19,441,804</b>	<b>\$934,954</b>	<b>\$392,479</b>	<b>\$380,676</b>	<b>\$22,625</b>	<b>\$21,172,538</b>

Crash Casualties



Crash Costs





# Branch County Pedestrian Crashes

Injury Severity	Pedestrian Crash Victims	Pedestrian Victim Costs
Fatal	1	\$9,734,351
Serious Injury	4	\$4,255,196
Moderate Injury	7	\$1,726,270
Minor Injury	2	\$311,204
Property Damage Only	1	\$15,928
<b>Total</b>	<b>15</b>	<b>\$16,042,949</b>
Average cost of crash casualty		\$1,069,530

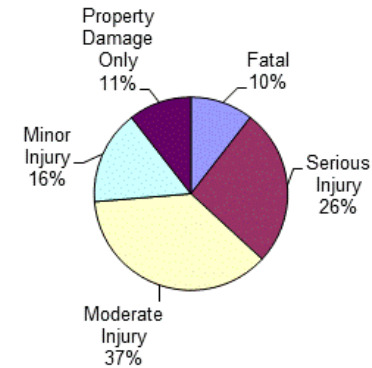
Injury Severity	Non-pedestrian Crash Victims	Non-pedestrian Victim Costs
Fatal	1	\$10,378,975
Serious Injury	1	\$923,312
Moderate Injury	0	\$0
Minor Injury	1	\$93,719
Property Damage Only	1	\$6,482
<b>Total</b>	<b>4</b>	<b>\$11,402,488</b>
Average cost of crash casualty		\$2,850,622

Pedestrian Victim Costs in Pedestrian Crashes in Branch County (2021 dollars)						
	Fatal	Serious Injury	Moderate Injury	Minor Injury	Property Damage Only	Total
Medical Care	\$22,607	\$193,188	\$63,931	\$10,928	\$558	\$291,212
Work Loss	\$1,187,181	\$311,700	\$108,724	\$17,900	\$836	\$1,626,341
Public Services	\$1,090	\$1,352	\$1,260	\$310	\$21	\$4,033
Adjudication	\$129,629	\$67,732	\$23,184	\$3,868	\$187	\$224,600
Insurance Administration	\$48,594	\$77,792	\$31,598	\$5,458	\$261	\$163,703
Congestion & Environmental	\$7,332	\$5,504	\$9,212	\$2,516	\$178	\$24,742
Subtotal (Monetary Cost)	\$1,396,433	\$657,268	\$237,909	\$40,980	\$2,041	\$2,334,631
Quality of Life	\$8,337,918	\$3,597,928	\$1,488,361	\$270,224	\$13,887	\$13,708,318
<b>Total (Comprehensive Cost)</b>	<b>\$9,734,351</b>	<b>\$4,255,196</b>	<b>\$1,726,270</b>	<b>\$311,204</b>	<b>\$15,928</b>	<b>\$16,042,949</b>

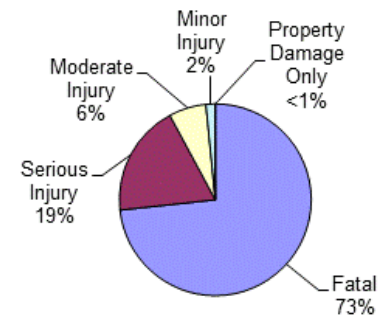
Non-pedestrian Victim in Pedestrian Crashes in Branch County (2021 dollars)						
	Fatal	Serious Injury	Moderate Injury	Minor Injury	Property Damage Only	Total
Medical Care	\$16,960	\$40,079	\$0	\$3,606	\$184	\$60,829
Work Loss	\$1,307,051	\$68,980	\$0	\$6,489	\$405	\$1,382,925
Public Services	\$1,090	\$333	\$0	\$120	\$48	\$1,591
Adjudication	\$129,629	\$14,604	\$0	\$1,346	\$64	\$145,643
Insurance Administration	\$34,287	\$12,469	\$0	\$2,277	\$382	\$49,415
Congestion & Environmental	\$7,332	\$1,805	\$0	\$1,776	\$1,785	\$12,698
Subtotal (Monetary Cost)	\$1,496,349	\$138,270	\$0	\$15,614	\$2,868	\$1,653,101
Quality of Life	\$8,882,626	\$785,042	\$0	\$78,105	\$3,614	\$9,749,387
<b>Total (Comprehensive Cost)</b>	<b>\$10,378,975</b>	<b>\$923,312</b>	<b>\$0</b>	<b>\$93,719</b>	<b>\$6,482</b>	<b>\$11,402,488</b>

Costs of Pedestrian Crashes in Branch County (2021 dollars)						
	Fatal	Serious Injury	Moderate Injury	Minor Injury	Property Damage Only	Total
Medical Care	\$39,567	\$233,267	\$63,931	\$14,534	\$742	\$352,041
Work Loss	\$2,494,232	\$380,680	\$108,724	\$24,389	\$1,241	\$3,009,266
Public Services	\$2,180	\$1,685	\$1,260	\$430	\$69	\$5,624
Adjudication	\$259,258	\$82,336	\$23,184	\$5,214	\$251	\$370,243
Insurance Administration	\$82,881	\$90,261	\$31,598	\$7,735	\$643	\$213,118
Congestion & Environmental	\$14,664	\$7,309	\$9,212	\$4,292	\$1,963	\$37,440
Subtotal (Monetary Cost)	\$2,892,782	\$795,538	\$237,909	\$56,594	\$4,909	\$3,987,732
Quality of Life	\$17,220,544	\$4,382,970	\$1,488,361	\$348,329	\$17,501	\$23,457,705
<b>Total (Comprehensive Cost)</b>	<b>\$20,113,326</b>	<b>\$5,178,508</b>	<b>\$1,726,270</b>	<b>\$404,923</b>	<b>\$22,410</b>	<b>\$27,445,437</b>

Crash Casualties



Crash Costs



# Calhoun County Traffic Crashes and Crime

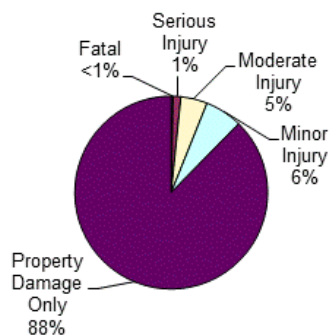
Crash Casualty Severity	Crash Casualties	Crash Costs
Fatal	21	\$218,286,243
Serious Injury	88	\$82,345,472
Moderate Injury	301	\$58,524,333
Minor Injury	424	\$42,692,560
Property Damage Only	5,917	\$52,951,233
<b>Total</b>	<b>6,751</b>	<b>\$454,799,841</b>
Average cost of crash casualty		\$67,368

Index Crime Category	Number of Crimes	Crime Costs
Murder	9	\$89,184,501
Rape	90	\$50,895,270
Aggravated Assault	622	\$28,952,856
Robbery	54	\$2,510,028
Larceny	2,435	\$10,424,235
Burglary	608	\$2,590,688
Motor Vehicle Theft	314	\$3,234,514
<b>Total</b>	<b>4,132</b>	<b>\$187,792,092</b>
Average cost of index crime		\$45,448

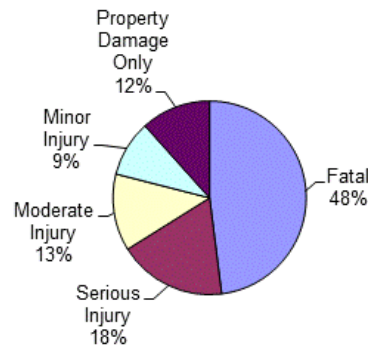
Costs of Crashes in Calhoun County (2021 dollars)						
	Fatal	Serious Injury	Moderate Injury	Minor Injury	Property Damage Only	Total
Medical Care	\$356,160	\$3,526,952	\$2,119,341	\$1,528,944	\$1,088,728	\$8,620,125
Work Loss	\$27,448,071	\$6,070,240	\$3,961,160	\$2,751,336	\$2,396,385	\$42,627,192
Public Services	\$22,890	\$29,304	\$50,568	\$50,880	\$284,016	\$437,658
Adjudication & Sanctioning	\$2,722,209	\$1,285,152	\$814,506	\$570,704	\$378,688	\$5,771,259
Insurance Administration	\$720,027	\$1,097,272	\$1,163,967	\$965,448	\$2,260,294	\$6,207,008
Congestion & Environmental	\$153,972	\$158,840	\$533,974	\$753,024	\$10,561,845	\$12,161,655
Property Damage & Loss	\$327,768	\$1,094,016	\$2,799,902	\$2,955,704	\$14,597,239	\$21,774,629
<b>Subtotal (Monetary Cost)</b>	<b>\$31,751,097</b>	<b>\$13,261,776</b>	<b>\$11,443,418</b>	<b>\$9,576,040</b>	<b>\$31,567,195</b>	<b>\$97,599,526</b>
Quality of Life	\$186,535,146	\$69,083,696	\$47,080,915	\$33,116,520	\$21,384,038	\$357,200,315
<b>Total (Comprehensive Cost)</b>	<b>\$218,286,243</b>	<b>\$82,345,472</b>	<b>\$58,524,333</b>	<b>\$42,692,560</b>	<b>\$52,951,233</b>	<b>\$454,799,841</b>

Costs of Index Crimes in Calhoun County (2021 dollars)								
	Murder	Rape	Aggravated Assault	Robbery	Larceny	Burglary	Motor Vehicle Theft	Total
Medical Care	\$116,037	\$303,660	\$1,315,530	\$107,082	\$0	\$0	\$0	\$1,842,309
Mental Health	\$109,125	\$592,650	\$253,776	\$10,746	\$0	\$0	\$0	\$966,297
Work Loss	\$10,442,322	\$641,430	\$1,415,672	\$248,724	\$75,485	\$23,712	\$36,738	\$12,884,083
Public Services	\$943,065	\$68,490	\$1,517,058	\$42,768	\$1,283,245	\$220,096	\$142,870	\$4,217,592
Adjudication & Sanctioning	\$4,401,414	\$4,071,420	\$3,728,890	\$782,838	\$6,318,825	\$468,768	\$624,860	\$20,397,015
Property Damage & Loss	\$1,899	\$17,010	\$52,248	\$74,358	\$2,746,680	\$1,878,112	\$2,430,046	\$7,200,353
<b>Subtotal (Monetary Cost)</b>	<b>\$16,013,862</b>	<b>\$5,694,660</b>	<b>\$8,283,174</b>	<b>\$1,266,516</b>	<b>\$10,424,235</b>	<b>\$2,590,688</b>	<b>\$3,234,514</b>	<b>\$47,507,649</b>
Quality of Life	\$73,170,639	\$45,200,610	\$20,669,682	\$1,243,512	\$0	\$0	\$0	\$140,284,443
<b>Total (Comprehensive Costs)</b>	<b>\$89,184,501</b>	<b>\$50,895,270</b>	<b>\$28,952,856</b>	<b>\$2,510,028</b>	<b>\$10,424,235</b>	<b>\$2,590,688</b>	<b>\$3,234,514</b>	<b>\$187,792,092</b>

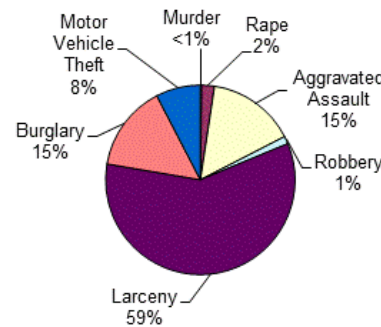
Crash Casualties



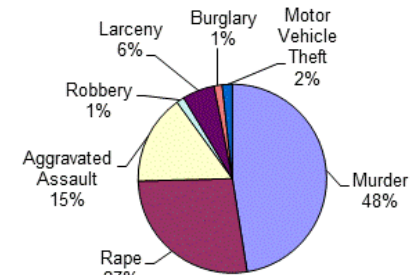
Crash Costs



Index Crimes



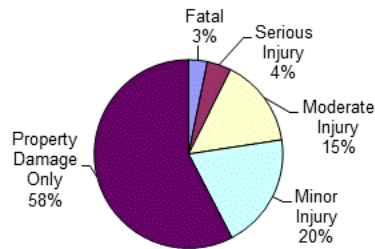
Index Crime Costs



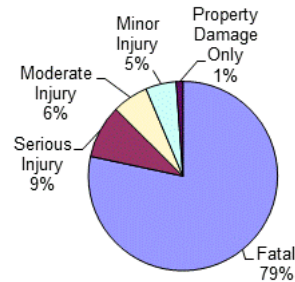
# Calhoun County Alcohol-Involved Crashes

Crash Casualty Severity	Crash Casualties	Crash Costs
Fatal	7	\$80,569,650
Serious Injury	9	\$9,376,866
Moderate Injury	33	\$6,334,293
Minor Injury	43	\$5,386,656
Property Damage Only	125	\$1,184,250
<b>Total</b>	<b>217</b>	<b>\$102,851,715</b>
Average cost of crash casualty		\$473,971

Crash Casualties



Crash Costs

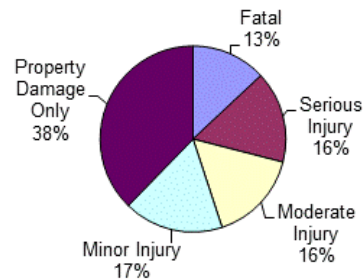


Costs of Alcohol-Involved Crashes in Calhoun County (2021 dollars)						
	Fatal	Serious Injury	Moderate Injury	Minor Injury	Property Damage Only	Total
Medical Care	\$118,720	\$401,796	\$216,018	\$185,588	\$26,250	\$948,372
Work Loss	\$10,953,327	\$674,991	\$407,187	\$328,821	\$54,625	\$12,418,951
Public Services	\$7,630	\$3,087	\$5,478	\$5,547	\$6,125	\$27,867
Adjudication & Sanctioning	\$907,403	\$149,400	\$90,717	\$73,315	\$10,250	\$1,231,085
Insurance Administration	\$240,009	\$123,489	\$143,418	\$128,226	\$54,375	\$689,517
Congestion & Environmental	\$51,324	\$16,263	\$76,239	\$221,625	\$223,125	\$588,576
Property Damage & Loss	\$109,256	\$113,400	\$310,398	\$335,142	\$318,750	\$1,186,946
<b>Subtotal (Monetary Cost)</b>	<b>\$12,387,669</b>	<b>\$1,482,426</b>	<b>\$1,249,455</b>	<b>\$1,278,264</b>	<b>\$693,500</b>	<b>\$17,091,314</b>
Quality of Life	\$68,181,981	\$7,894,440	\$5,084,838	\$4,108,392	\$490,750	\$85,760,401
<b>Total (Comprehensive Cost)</b>	<b>\$80,569,650</b>	<b>\$9,376,866</b>	<b>\$6,334,293</b>	<b>\$5,386,656</b>	<b>\$1,184,250</b>	<b>\$102,851,715</b>

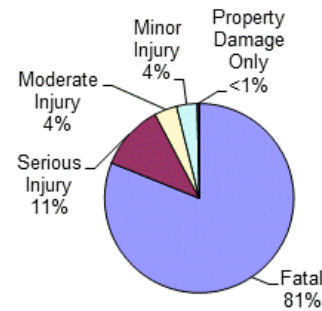
# Calhoun County Drug-Involved Crashes

Crash Casualty Severity	Crash Casualties	Crash Costs
Fatal	9	\$103,589,550
Serious Injury	11	\$14,276,042
Moderate Injury	11	\$4,958,657
Minor Injury	12	\$4,502,844
Property Damage Only	26	\$412,802
<b>Total</b>	<b>69</b>	<b>\$127,739,895</b>
Average cost of crash casualty	\$1,851,303	

Crash Casualties



Crash Costs

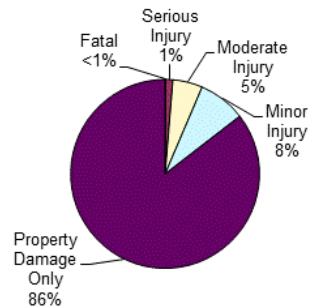


Costs of Drug-Involved Crashes in Calhoun County (2021 dollars)						
	Fatal	Serious Injury	Moderate Injury	Minor Injury	Property Damage Only	Total
Medical Care	\$152,640	\$596,926	\$181,236	\$163,908	\$10,842	\$1,105,552
Work Loss	\$14,082,849	\$1,017,049	\$346,566	\$307,536	\$22,412	\$15,776,412
Public Services	\$9,810	\$4,268	\$2,475	\$2,328	\$1,378	\$20,259
Adjudication & Sanctioning	\$1,166,661	\$222,519	\$74,228	\$66,468	\$4,576	\$1,534,452
Insurance Administration	\$308,583	\$186,362	\$85,514	\$77,844	\$14,638	\$672,941
Congestion & Environmental	\$65,988	\$19,976	\$19,624	\$21,420	\$46,410	\$173,418
Property Damage & Loss	\$140,472	\$149,688	\$116,875	\$110,424	\$70,642	\$588,101
<b>Subtotal (Monetary Cost)</b>	<b>\$15,927,003</b>	<b>\$2,196,788</b>	<b>\$826,518</b>	<b>\$749,928</b>	<b>\$170,898</b>	<b>\$19,871,135</b>
Quality of Life	\$87,662,547	\$12,079,254	\$4,132,139	\$3,752,916	\$241,904	\$107,868,760
<b>Total (Comprehensive Cost)</b>	<b>\$103,589,550</b>	<b>\$14,276,042</b>	<b>\$4,958,657</b>	<b>\$4,502,844</b>	<b>\$412,802</b>	<b>\$127,739,895</b>

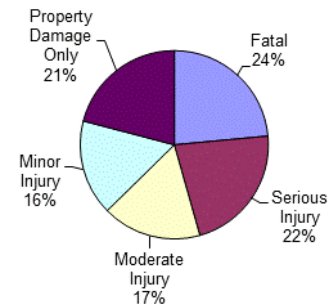
# Calhoun County Young Driver Crashes (<21)

Crash Casualty Severity	Crash Casualties	Crash Costs
Fatal	1	\$10,394,583
Serious Injury	13	\$9,765,951
Moderate Injury	54	\$7,537,374
Minor Injury	86	\$7,256,164
Property Damage Only	905	\$9,248,195
<b>Total</b>	<b>1,059</b>	<b>\$44,202,267</b>
Average cost of crash casualty		\$41,740

Crash Casualties



Crash Costs

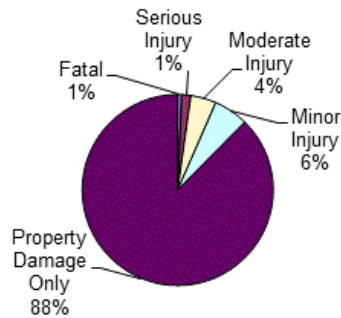


Costs of Young Driver Crashes in Calhoun County (2021 dollars)						
	Fatal	Serious Injury	Moderate Injury	Minor Injury	Property Damage Only	Total
Medical Care	\$16,960	\$412,048	\$259,632	\$269,438	\$211,770	\$1,169,848
Work Loss	\$1,307,051	\$702,091	\$498,636	\$475,666	\$428,970	\$3,412,414
Public Services	\$1,090	\$3,848	\$8,586	\$10,406	\$46,155	\$70,085
Adjudication	\$129,629	\$149,227	\$101,682	\$99,416	\$72,400	\$552,354
Insurance Administration	\$34,287	\$134,004	\$171,828	\$179,826	\$388,245	\$908,190
Congestion & Environmental	\$7,332	\$23,387	\$95,742	\$152,478	\$1,615,425	\$1,894,364
Property Damage & Loss	\$15,608	\$151,723	\$490,158	\$623,156	\$2,412,730	\$3,693,375
<b>Subtotal (Monetary Cost)</b>	<b>\$1,511,957</b>	<b>\$1,576,328</b>	<b>\$1,626,264</b>	<b>\$1,810,386</b>	<b>\$5,175,695</b>	<b>\$11,700,630</b>
Quality of Life	\$8,882,626	\$8,189,623	\$5,911,110	\$5,445,778	\$4,072,500	\$32,501,637
<b>Total (Comprehensive Cost)</b>	<b>\$10,394,583</b>	<b>\$9,765,951</b>	<b>\$7,537,374</b>	<b>\$7,256,164</b>	<b>\$9,248,195</b>	<b>\$44,202,267</b>

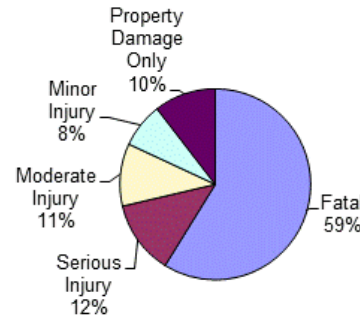
# Calhoun County Older Driver Crashes (65+)

Crash Casualty Severity	Crash Casualties	Crash Costs
Fatal	8	\$83,156,664
Serious Injury	18	\$17,661,924
Moderate Injury	51	\$14,959,524
Minor Injury	69	\$10,761,033
Property Damage Only	1,030	\$14,795,950
<b>Total</b>	<b>1,176</b>	<b>\$141,335,095</b>
Average cost of crash casualty	\$120,183	

Crash Casualties



Crash Costs

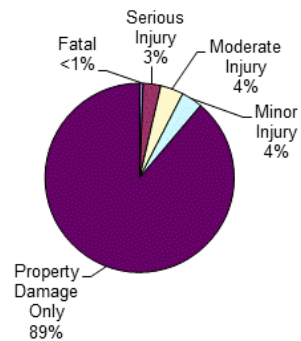


Costs of Older Driver Crashes in Calhoun County (2021 dollars)						
	Fatal	Serious Injury	Moderate Injury	Minor Injury	Property Damage Only	Total
Medical Care	\$135,680	\$739,260	\$540,396	\$387,159	\$402,730	\$2,205,225
Work Loss	\$10,456,408	\$1,279,962	\$1,028,976	\$721,602	\$757,050	\$14,243,998
Public Services	\$8,720	\$6,102	\$9,690	\$9,591	\$55,620	\$89,723
Adjudication	\$1,037,032	\$270,288	\$210,120	\$148,143	\$140,080	\$1,805,663
Insurance Administration	\$274,296	\$239,040	\$265,455	\$214,176	\$529,420	\$1,522,387
Congestion & Environmental	\$58,656	\$32,490	\$90,780	\$122,613	\$1,837,520	\$2,142,059
Property Damage & Loss	\$124,864	\$234,270	\$491,793	\$527,436	\$2,958,160	\$4,336,523
<b>Subtotal (Monetary Cost)</b>	<b>\$12,095,656</b>	<b>\$2,801,412</b>	<b>\$2,637,210</b>	<b>\$2,130,720</b>	<b>\$6,680,580</b>	<b>\$26,345,578</b>
Quality of Life	\$71,061,008	\$14,860,512	\$12,322,314	\$8,630,313	\$8,115,370	\$114,989,517
<b>Total (Comprehensive Cost)</b>	<b>\$83,156,664</b>	<b>\$17,661,924</b>	<b>\$14,959,524</b>	<b>\$10,761,033</b>	<b>\$14,795,950</b>	<b>\$141,335,095</b>

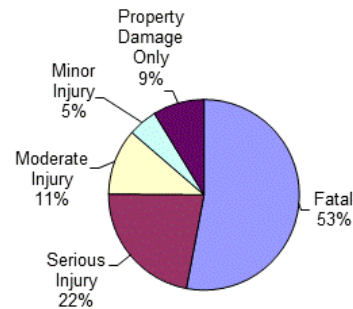
# Calhoun County Medium/Large Truck Crashes

Crash Casualty Severity	Crash Casualties	Crash Costs
Fatal	2	\$20,864,934
Serious Injury	10	\$8,731,400
Moderate Injury	13	\$4,416,672
Minor Injury	12	\$1,943,808
Property Damage Only	294	\$3,438,330
<b>Total</b>	<b>331</b>	<b>\$39,395,144</b>
Average cost of crash casualty		\$119,019

Crash Casualties



Crash Costs



Costs of Medium/Large Truck Crashes in Calhoun County (2021 dollars)						
	Fatal	Serious Injury	Moderate Injury	Minor Injury	Property Damage Only	Total
Medical Care	\$64,676	\$404,810	\$224,445	\$95,004	\$106,722	\$895,657
Work Loss	\$2,614,102	\$1,253,940	\$693,914	\$273,984	\$856,422	\$5,692,362
Public Services	\$2,192	\$3,210	\$2,275	\$2,304	\$13,818	\$23,799
Adjudication	\$283,740	\$145,110	\$36,842	\$18,024	\$46,746	\$530,462
Insurance Administration	\$68,080	\$113,990	\$47,450	\$26,760	\$161,112	\$417,392
Congestion & Environmental	\$15,166	\$18,670	\$23,855	\$22,044	\$543,018	\$622,753
Property Damage & Loss	\$51,726	\$107,230	\$106,769	\$75,060	\$846,720	\$1,187,505
<b>Subtotal (Monetary Cost)</b>	<b>\$3,099,682</b>	<b>\$2,046,960</b>	<b>\$1,135,550</b>	<b>\$513,180</b>	<b>\$2,574,558</b>	<b>\$9,369,930</b>
Quality of Life	\$17,765,252	\$6,684,440	\$3,281,122	\$1,430,628	\$863,772	\$30,025,214
<b>Total (Comprehensive Cost)</b>	<b>\$20,864,934</b>	<b>\$8,731,400</b>	<b>\$4,416,672</b>	<b>\$1,943,808</b>	<b>\$3,438,330</b>	<b>\$39,395,144</b>

# Calhoun County Motorcycle Crashes

Injury Severity	Motorcyclist Crash Victims	Motorcyclist Victim Costs
Fatal	5	\$53,645,340
Serious Injury	16	\$15,543,536
Moderate Injury	17	\$4,527,168
Minor Injury	5	\$1,168,095
Property Damage Only	23	\$1,156,026
<b>Total</b>	<b>66</b>	<b>\$76,040,165</b>
Average cost of crash casualty		\$1,152,124

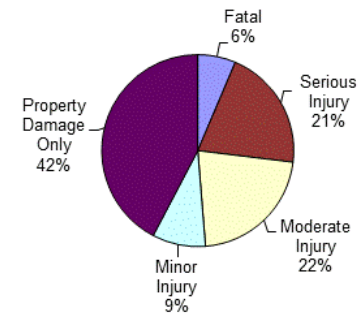
Injury Severity	Non-motorcyclist Crash Victims	Non-motorcyclist Victim Costs
Fatal	0	\$0
Serious Injury	0	\$0
Moderate Injury	0	\$0
Minor Injury	2	\$201,380
Property Damage Only	10	\$59,370
<b>Total</b>	<b>12</b>	<b>\$260,750</b>
Average cost of crash casualty		\$21,729

Motorcyclist Victim Costs in Motorcycle Crashes in Calhoun County (2021 dollars)						
	Fatal	Serious Injury	Moderate Injury	Minor Injury	Property Damage Only	Total
Medical Care	\$98,400	\$647,712	\$161,313	\$41,550	\$35,742	\$984,717
Work Loss	\$7,389,385	\$1,172,464	\$326,094	\$84,005	\$73,163	\$9,045,111
Public Services	\$5,450	\$5,424	\$3,281	\$925	\$1,955	\$17,035
Adjudication	\$648,145	\$244,256	\$65,535	\$16,890	\$14,559	\$989,385
Insurance Administration	\$162,440	\$206,192	\$83,181	\$22,165	\$32,062	\$506,040
Congestion & Environmental	\$36,660	\$21,888	\$22,576	\$6,640	\$30,613	\$118,377
Property Damage & Loss	\$111,515	\$191,168	\$161,976	\$46,340	\$130,893	\$641,892
Subtotal (Monetary Cost)	\$8,451,995	\$2,489,104	\$823,956	\$218,515	\$318,987	\$12,302,557
Quality of Life	\$45,193,345	\$13,054,432	\$3,703,212	\$949,580	\$837,039	\$63,737,608
<b>Total (Comprehensive Cost)</b>	<b>\$53,645,340</b>	<b>\$15,543,536</b>	<b>\$4,527,168</b>	<b>\$1,168,095</b>	<b>\$1,156,026</b>	<b>\$76,040,165</b>

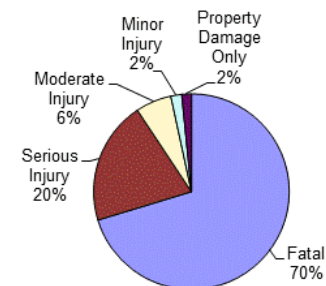
Non-motorcyclist Victim Costs in Motorcycle Crashes in Calhoun County (2021 dollars)						
	Fatal	Serious Injury	Moderate Injury	Minor Injury	Property Damage Only	Total
Medical Care	\$0	\$0	\$0	\$7,212	\$0	\$7,212
Work Loss	\$0	\$0	\$0	\$12,978	\$1,230	\$14,208
Public Services	\$0	\$0	\$0	\$240	\$250	\$490
Adjudication	\$0	\$0	\$0	\$2,692	\$0	\$2,692
Insurance Administration	\$0	\$0	\$0	\$4,554	\$4,340	\$8,894
Congestion & Environmental	\$0	\$0	\$0	\$3,552	\$17,870	\$21,422
Property Damage & Loss	\$0	\$0	\$0	\$13,942	\$35,680	\$49,622
Subtotal (Monetary Cost)	\$0	\$0	\$0	\$45,170	\$59,370	\$104,540
Quality of Life	\$0	\$0	\$0	\$156,210	\$0	\$156,210
<b>Total (Comprehensive Cost)</b>	<b>\$0</b>	<b>\$0</b>	<b>\$0</b>	<b>\$201,380</b>	<b>\$59,370</b>	<b>\$260,750</b>

Costs of Motorcycle Crashes in Calhoun County (2021 dollars)						
	Fatal	Serious Injury	Moderate Injury	Minor Injury	Property Damage Only	Total
Medical Care	\$98,400	\$647,712	\$161,313	\$48,762	\$35,742	\$991,929
Work Loss	\$7,389,385	\$1,172,464	\$326,094	\$96,983	\$74,393	\$9,059,319
Public Services	\$5,450	\$5,424	\$3,281	\$1,165	\$2,205	\$17,525
Adjudication	\$648,145	\$244,256	\$65,535	\$19,582	\$14,559	\$992,077
Insurance Administration	\$162,440	\$206,192	\$83,181	\$26,719	\$36,402	\$514,934
Congestion & Environmental	\$36,660	\$21,888	\$22,576	\$10,192	\$48,483	\$139,799
Property Damage & Loss	\$111,515	\$191,168	\$161,976	\$60,282	\$166,573	\$691,514
Subtotal (Monetary Cost)	\$8,451,995	\$2,489,104	\$823,956	\$263,685	\$378,357	\$12,407,097
Quality of Life	\$45,193,345	\$13,054,432	\$3,703,212	\$1,105,790	\$837,039	\$63,893,818
<b>Total (Comprehensive Cost)</b>	<b>\$53,645,340</b>	<b>\$15,543,536</b>	<b>\$4,527,168</b>	<b>\$1,369,475</b>	<b>\$1,215,396</b>	<b>\$76,300,915</b>

Crash Casualties



Crash Costs





# Calhoun County Bicycle Crashes

Injury Severity	Bicyclist Crash Victims	Bicyclist Victim Costs
Fatal	1	\$9,720,902
Serious Injury	1	\$934,954
Moderate Injury	3	\$594,138
Minor Injury	3	\$380,676
Property Damage Only	1	\$13,676
<b>Total</b>	<b>9</b>	<b>\$11,644,346</b>
Average cost of crash casualty		\$1,293,816

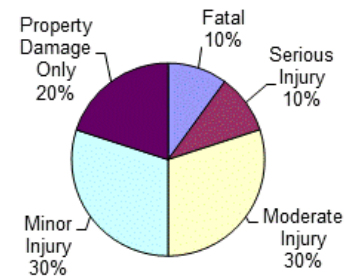
Injury Severity	Non-bicyclist Crash Victims	Non-bicyclist Victim Costs
Fatal	0	\$0
Serious Injury	0	\$0
Moderate Injury	0	\$0
Minor Injury	0	\$0
Property Damage Only	1	\$8,949
<b>Total</b>	<b>1</b>	<b>\$8,949</b>
Average cost of crash casualty		\$8,949

Bicyclist Victim Costs in Bicycle Crashes in Calhoun County (2021 dollars)						
	Fatal	Serious Injury	Moderate Injury	Minor Injury	Property Damage Only	Total
Medical Care	\$25,971	\$40,528	\$20,697	\$12,816	\$464	\$100,476
Work Loss	\$1,189,275	\$75,862	\$42,705	\$25,053	\$829	\$1,333,724
Public Services	\$1,090	\$338	\$540	\$465	\$21	\$2,454
Adjudication	\$235,689	\$15,473	\$8,496	\$5,076	\$173	\$264,907
Insurance Administration	\$48,594	\$17,637	\$11,772	\$7,311	\$248	\$85,562
Congestion & Environmental	\$7,332	\$1,376	\$3,948	\$3,774	\$178	\$16,608
Property Damage & Loss	\$250	\$250	\$744	\$714	\$34	\$1,992
Subtotal (Monetary Cost)	\$1,508,201	\$151,464	\$88,902	\$55,209	\$1,947	\$1,805,723
Quality of Life	\$8,212,701	\$783,490	\$505,236	\$325,467	\$11,729	\$9,838,623
<b>Total (Comprehensive Cost)</b>	<b>\$9,720,902</b>	<b>\$934,954</b>	<b>\$594,138</b>	<b>\$380,676</b>	<b>\$13,676</b>	<b>\$11,644,346</b>

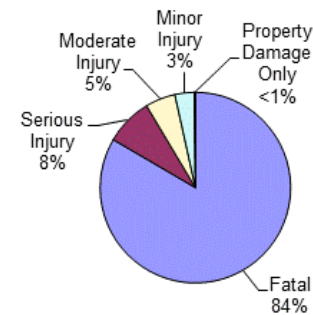
Non-bicyclist Victim Costs in Bicycle Crashes in Calhoun County (2021 dollars)						
	Fatal	Serious Injury	Moderate Injury	Minor Injury	Property Damage Only	Total
Medical Care	\$0	\$0	\$0	\$0	\$184	\$184
Work Loss	\$0	\$0	\$0	\$0	\$405	\$405
Public Services	\$0	\$0	\$0	\$0	\$48	\$48
Adjudication	\$0	\$0	\$0	\$0	\$64	\$64
Insurance Administration	\$0	\$0	\$0	\$0	\$382	\$382
Congestion & Environmental	\$0	\$0	\$0	\$0	\$1,785	\$1,785
Property Damage & Loss	\$0	\$0	\$0	\$0	\$2,467	\$2,467
Subtotal (Monetary Cost)	\$0	\$0	\$0	\$0	\$5,335	\$5,335
Quality of Life	\$0	\$0	\$0	\$0	\$3,614	\$3,614
<b>Total (Comprehensive Cost)</b>	<b>\$0</b>	<b>\$0</b>	<b>\$0</b>	<b>\$0</b>	<b>\$8,949</b>	<b>\$8,949</b>

Costs of Bicycle Crashes in Calhoun County (2021 dollars)						
	Fatal	Serious Injury	Moderate Injury	Minor Injury	Property Damage Only	Total
Medical Care	\$25,971	\$40,528	\$20,697	\$12,816	\$648	\$100,660
Work Loss	\$1,189,275	\$75,862	\$42,705	\$25,053	\$1,234	\$1,334,129
Public Services	\$1,090	\$338	\$540	\$465	\$69	\$2,502
Adjudication	\$235,689	\$15,473	\$8,496	\$5,076	\$237	\$264,971
Insurance Administration	\$48,594	\$17,637	\$11,772	\$7,311	\$630	\$85,944
Congestion & Environmental	\$7,332	\$1,376	\$3,948	\$3,774	\$1,963	\$18,393
Property Damage & Loss	\$250	\$250	\$744	\$714	\$2,501	\$4,459
Subtotal (Monetary Cost)	\$1,508,201	\$151,464	\$88,902	\$55,209	\$7,282	\$1,811,058
Quality of Life	\$8,212,701	\$783,490	\$505,236	\$325,467	\$15,343	\$9,842,237
<b>Total (Comprehensive Cost)</b>	<b>\$9,720,902</b>	<b>\$934,954</b>	<b>\$594,138</b>	<b>\$380,676</b>	<b>\$22,625</b>	<b>\$11,653,295</b>

Crash Casualties



Crash Costs



# Calhoun County Pedestrian Crashes

Injury Severity	Pedestrian Crash Victims	Pedestrian Victim Costs
Fatal	4	\$38,937,404
Serious Injury	5	\$5,318,995
Moderate Injury	11	\$2,712,710
Minor Injury	7	\$1,089,214
Property Damage Only	7	\$111,496
<b>Total</b>	<b>34</b>	<b>\$48,169,819</b>
Average cost of crash casualty		\$1,416,759

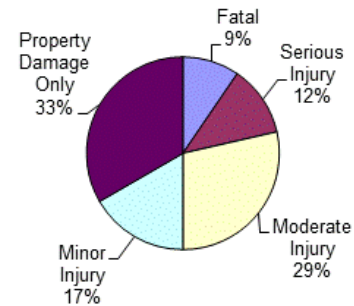
Injury Severity	Non-pedestrian Crash Victims	Non-pedestrian Victim Costs
Fatal	0	\$0
Serious Injury	0	\$0
Moderate Injury	1	\$185,131
Minor Injury	0	\$0
Property Damage Only	7	\$45,374
<b>Total</b>	<b>8</b>	<b>\$230,505</b>
Average cost of crash casualty		\$28,813

Pedestrian Victim Costs in Pedestrian Crashes in Calhoun County (2021 dollars)						
	Fatal	Serious Injury	Moderate Injury	Minor Injury	Property Damage Only	Total
Medical Care	\$90,428	\$241,485	\$100,463	\$38,248	\$3,906	\$474,530
Work Loss	\$4,748,724	\$389,625	\$170,852	\$62,650	\$5,852	\$5,377,703
Public Services	\$4,360	\$1,690	\$1,980	\$1,085	\$147	\$9,262
Adjudication	\$518,516	\$84,665	\$36,432	\$13,538	\$1,309	\$654,460
Insurance Administration	\$194,376	\$97,240	\$49,654	\$19,103	\$1,827	\$362,200
Congestion & Environmental	\$29,328	\$6,880	\$14,476	\$8,806	\$1,246	\$60,736
Subtotal (Monetary Cost)	\$5,585,732	\$821,585	\$373,857	\$143,430	\$14,287	\$6,938,891
Quality of Life	\$33,351,672	\$4,497,410	\$2,338,853	\$945,784	\$97,209	\$41,230,928
<b>Total (Comprehensive Cost)</b>	<b>\$38,937,404</b>	<b>\$5,318,995</b>	<b>\$2,712,710</b>	<b>\$1,089,214</b>	<b>\$111,496</b>	<b>\$48,169,819</b>

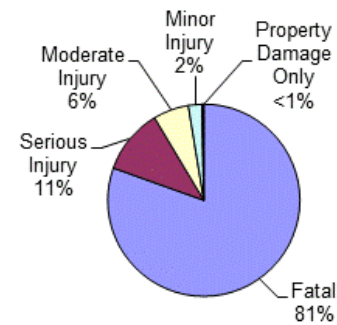
Non-pedestrian Victim in Pedestrian Crashes in Calhoun County (2021 dollars)						
	Fatal	Serious Injury	Moderate Injury	Minor Injury	Property Damage Only	Total
Medical Care	\$0	\$0	\$7,041	\$0	\$1,288	\$8,329
Work Loss	\$0	\$0	\$13,160	\$0	\$2,835	\$15,995
Public Services	\$0	\$0	\$168	\$0	\$336	\$504
Adjudication	\$0	\$0	\$2,706	\$0	\$448	\$3,154
Insurance Administration	\$0	\$0	\$3,867	\$0	\$2,674	\$6,541
Congestion & Environmental	\$0	\$0	\$1,774	\$0	\$12,495	\$14,269
Subtotal (Monetary Cost)	\$0	\$0	\$28,716	\$0	\$20,076	\$48,792
Quality of Life	\$0	\$0	\$156,415	\$0	\$25,298	\$181,713
<b>Total (Comprehensive Cost)</b>	<b>\$0</b>	<b>\$0</b>	<b>\$185,131</b>	<b>\$0</b>	<b>\$45,374</b>	<b>\$230,505</b>

Costs of Pedestrian Crashes in Calhoun County (2021 dollars)						
	Fatal	Serious Injury	Moderate Injury	Minor Injury	Property Damage Only	Total
Medical Care	\$90,428	\$241,485	\$107,504	\$38,248	\$5,194	\$482,859
Work Loss	\$4,748,724	\$389,625	\$184,012	\$62,650	\$8,687	\$5,393,698
Public Services	\$4,360	\$1,690	\$2,148	\$1,085	\$483	\$9,766
Adjudication	\$518,516	\$84,665	\$39,138	\$13,538	\$1,757	\$657,614
Insurance Administration	\$194,376	\$97,240	\$53,521	\$19,103	\$4,501	\$368,741
Congestion & Environmental	\$29,328	\$6,880	\$16,250	\$8,806	\$13,741	\$75,005
Subtotal (Monetary Cost)	\$5,585,732	\$821,585	\$402,573	\$143,430	\$34,363	\$6,987,683
Quality of Life	\$33,351,672	\$4,497,410	\$2,495,268	\$945,784	\$122,507	\$41,412,641
<b>Total (Comprehensive Cost)</b>	<b>\$38,937,404</b>	<b>\$5,318,995</b>	<b>\$2,897,841</b>	<b>\$1,089,214</b>	<b>\$156,870</b>	<b>\$48,400,324</b>

Crash Casualties



Crash Costs



# Cass County Traffic Crashes and Crime

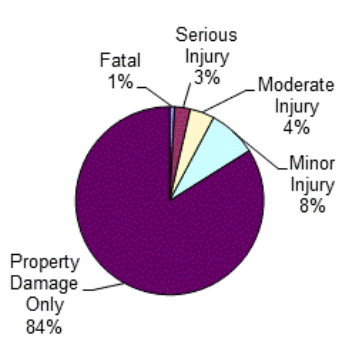
Crash Casualty Severity	Crash Casualties	Crash Costs
Fatal	18	\$187,102,494
Serious Injury	58	\$54,273,152
Moderate Injury	90	\$17,498,970
Minor Injury	178	\$17,922,820
Property Damage Only	1,793	\$16,045,557
<b>Total</b>	<b>2,137</b>	<b>\$292,842,993</b>
Average cost of crash casualty		\$137,035

Index Crime Category	Number of Crimes	Crime Costs
Murder	1	\$9,909,389
Rape	26	\$14,703,078
Aggravated Assault	69	\$3,211,812
Robbery	5	\$232,410
Larceny	426	\$1,823,706
Burglary	120	\$511,320
Motor Vehicle Theft	73	\$751,973
<b>Total</b>	<b>720</b>	<b>\$31,143,688</b>
Average cost of index crime		\$43,255

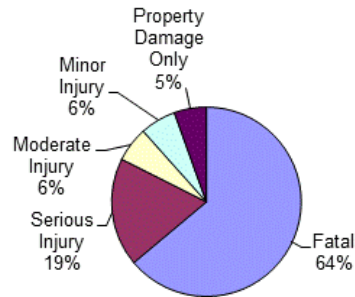
Costs of Crashes in Cass County (2021 dollars)						
	Fatal	Serious Injury	Moderate Injury	Minor Injury	Property Damage Only	Total
Medical Care	\$305,280	\$2,324,582	\$633,690	\$641,868	\$329,912	\$4,235,332
Work Loss	\$23,526,918	\$4,000,840	\$1,184,400	\$1,155,042	\$726,165	\$30,593,365
Public Services	\$19,620	\$19,314	\$15,120	\$21,360	\$86,064	\$161,478
Adjudication & Sanctioning	\$2,333,322	\$847,032	\$243,540	\$239,588	\$114,752	\$3,778,234
Insurance Administration	\$617,166	\$723,202	\$348,030	\$405,306	\$684,926	\$2,778,630
Congestion & Environmental	\$131,976	\$104,690	\$159,660	\$316,128	\$3,200,505	\$3,912,959
Property Damage & Loss	\$280,944	\$721,056	\$837,180	\$1,240,838	\$4,423,331	\$7,503,349
<b>Subtotal (Monetary Cost)</b>	<b>\$27,215,226</b>	<b>\$8,740,716</b>	<b>\$3,421,620</b>	<b>\$4,020,130</b>	<b>\$9,565,655</b>	<b>\$52,963,347</b>
Quality of Life	\$159,887,268	\$45,532,436	\$14,077,350	\$13,902,690	\$6,479,902	\$239,879,646
<b>Total (Comprehensive Cost)</b>	<b>\$187,102,494</b>	<b>\$54,273,152</b>	<b>\$17,498,970</b>	<b>\$17,922,820</b>	<b>\$16,045,557</b>	<b>\$292,842,993</b>

Costs of Index Crimes in Cass County (2021 dollars)								
	Murder	Rape	Aggravated Assault	Robbery	Larceny	Burglary	Motor Vehicle Theft	Total
Medical Care	\$12,893	\$87,724	\$145,935	\$9,915	\$0	\$0	\$0	\$256,467
Mental Health	\$12,125	\$171,210	\$28,152	\$995	\$0	\$0	\$0	\$212,482
Work Loss	\$1,160,258	\$185,302	\$157,044	\$23,030	\$13,206	\$4,680	\$8,541	\$1,552,061
Public Services	\$104,785	\$19,786	\$168,291	\$3,960	\$224,502	\$43,440	\$33,215	\$597,979
Adjudication & Sanctioning	\$489,046	\$1,176,188	\$413,655	\$72,485	\$1,105,470	\$92,520	\$145,270	\$3,494,634
Property Damage & Loss	\$211	\$4,914	\$5,796	\$6,885	\$480,528	\$370,680	\$564,947	\$1,433,961
<b>Subtotal (Monetary Cost)</b>	<b>\$1,779,318</b>	<b>\$1,645,124</b>	<b>\$918,873</b>	<b>\$117,270</b>	<b>\$1,823,706</b>	<b>\$511,320</b>	<b>\$751,973</b>	<b>\$7,547,584</b>
Quality of Life	\$8,130,071	\$13,057,954	\$2,292,939	\$115,140	\$0	\$0	\$0	\$23,596,104
<b>Total (Comprehensive Costs)</b>	<b>\$9,909,389</b>	<b>\$14,703,078</b>	<b>\$3,211,812</b>	<b>\$232,410</b>	<b>\$1,823,706</b>	<b>\$511,320</b>	<b>\$751,973</b>	<b>\$31,143,688</b>

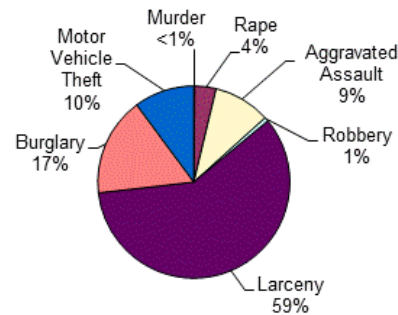
Crash Casualties



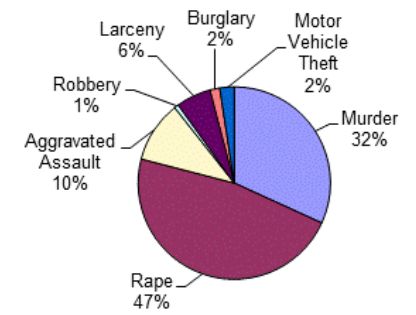
Crash Costs



Index Crimes



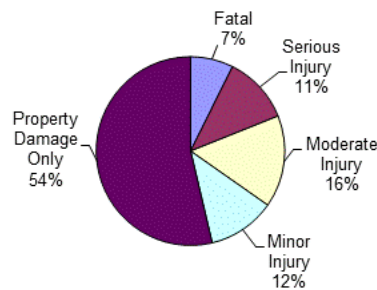
Index Crime Costs



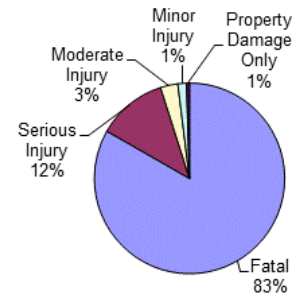
# Cass County Alcohol-Involved Crashes

Crash Casualty Severity	Crash Casualties	Crash Costs
Fatal	7	\$80,569,650
Serious Injury	11	\$11,460,614
Moderate Injury	15	\$2,864,073
Minor Injury	11	\$1,411,710
Property Damage Only	51	\$483,174
<b>Total</b>	<b>95</b>	<b>\$96,789,221</b>
Average cost of crash casualty		\$1,018,834

Crash Casualties



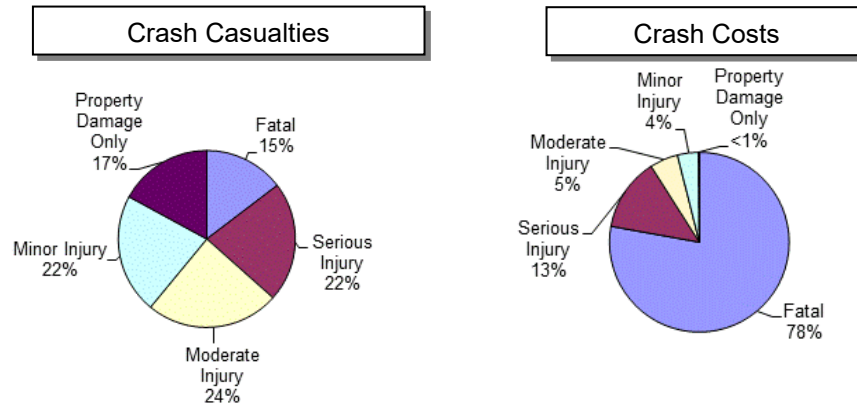
Crash Costs



Costs of Alcohol-Involved Crashes in Cass County (2021 dollars)						
	Fatal	Serious Injury	Moderate Injury	Minor Injury	Property Damage Only	Total
Medical Care	\$118,720	\$491,084	\$98,190	\$47,476	\$10,710	\$766,180
Work Loss	\$10,953,327	\$824,989	\$185,085	\$84,117	\$22,287	\$12,069,805
Public Services	\$7,630	\$3,773	\$2,490	\$1,419	\$2,499	\$17,811
Adjudication & Sanctioning	\$907,403	\$182,600	\$41,235	\$18,755	\$4,182	\$1,154,175
Insurance Administration	\$240,009	\$150,931	\$65,190	\$32,802	\$22,185	\$511,117
Congestion & Environmental	\$51,324	\$19,877	\$19,503	\$90,423	\$91,035	\$272,162
Property Damage & Loss	\$109,256	\$138,600	\$141,090	\$85,734	\$130,050	\$604,730
<b>Subtotal (Monetary Cost)</b>	<b>\$12,387,669</b>	<b>\$1,811,854</b>	<b>\$552,783</b>	<b>\$360,726</b>	<b>\$282,948</b>	<b>\$15,395,980</b>
Quality of Life	\$68,181,981	\$9,648,760	\$2,311,290	\$1,050,984	\$200,226	\$81,393,241
<b>Total (Comprehensive Cost)</b>	<b>\$80,569,650</b>	<b>\$11,460,614</b>	<b>\$2,864,073</b>	<b>\$1,411,710</b>	<b>\$483,174</b>	<b>\$96,789,221</b>

# Cass County Drug-Involved Crashes

Crash Casualty Severity	Crash Casualties	Crash Costs
Fatal	6	\$69,059,700
Serious Injury	9	\$11,680,398
Moderate Injury	10	\$4,507,870
Minor Injury	9	\$3,377,133
Property Damage Only	7	\$111,139
<b>Total</b>	<b>41</b>	<b>\$88,736,240</b>
Average cost of crash casualty	\$2,164,299	

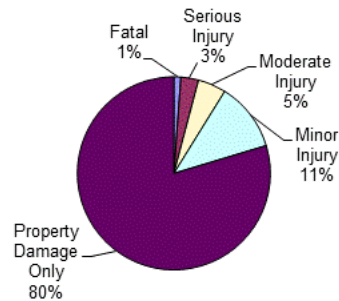


Costs of Drug-Involved Crashes in Cass County (2021 dollars)						
	Fatal	Serious Injury	Moderate Injury	Minor Injury	Property Damage Only	Total
Medical Care	\$101,760	\$488,394	\$164,760	\$122,931	\$2,919	\$880,764
Work Loss	\$9,388,566	\$832,131	\$315,060	\$230,652	\$6,034	\$10,772,443
Public Services	\$6,540	\$3,492	\$2,250	\$1,746	\$371	\$14,399
Adjudication & Sanctioning	\$777,774	\$182,061	\$67,480	\$49,851	\$1,232	\$1,078,398
Insurance Administration	\$205,722	\$152,478	\$77,740	\$58,383	\$3,941	\$498,264
Congestion & Environmental	\$43,992	\$16,344	\$17,840	\$16,065	\$12,495	\$106,736
Property Damage & Loss	\$93,648	\$122,472	\$106,250	\$82,818	\$19,019	\$424,207
<b>Subtotal (Monetary Cost)</b>	<b>\$10,618,002</b>	<b>\$1,797,372</b>	<b>\$751,380</b>	<b>\$562,446</b>	<b>\$46,011</b>	<b>\$13,775,211</b>
Quality of Life	\$58,441,698	\$9,883,026	\$3,756,490	\$2,814,687	\$65,128	\$74,961,029
<b>Total (Comprehensive Cost)</b>	<b>\$69,059,700</b>	<b>\$11,680,398</b>	<b>\$4,507,870</b>	<b>\$3,377,133</b>	<b>\$111,139</b>	<b>\$88,736,240</b>

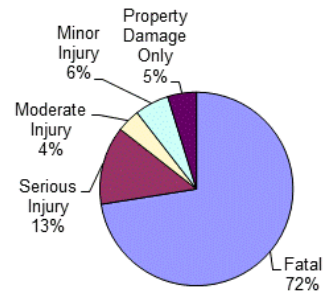
# Cass County Young Driver Crashes (<21)

Crash Casualty Severity	Crash Casualties	Crash Costs
Fatal	4	\$41,578,332
Serious Injury	10	\$7,512,270
Moderate Injury	16	\$2,233,296
Minor Injury	39	\$3,290,586
Property Damage Only	270	\$2,759,130
<b>Total</b>	<b>339</b>	<b>\$57,373,614</b>
Average cost of crash casualty		\$169,244

Crash Casualties



Crash Costs

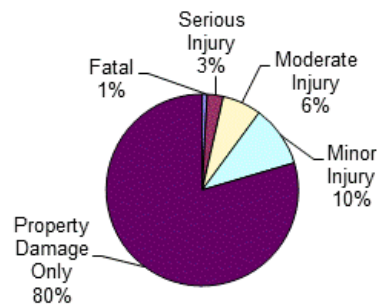


Costs of Young Driver Crashes in Cass County (2021 dollars)						
	Fatal	Serious Injury	Moderate Injury	Minor Injury	Property Damage Only	Total
Medical Care	\$67,840	\$316,960	\$76,928	\$122,187	\$63,180	\$647,095
Work Loss	\$5,228,204	\$540,070	\$147,744	\$215,709	\$127,980	\$6,259,707
Public Services	\$4,360	\$2,960	\$2,544	\$4,719	\$13,770	\$28,353
Adjudication	\$518,516	\$114,790	\$30,128	\$45,084	\$21,600	\$730,118
Insurance Administration	\$137,148	\$103,080	\$50,912	\$81,549	\$115,830	\$488,519
Congestion & Environmental	\$29,328	\$17,990	\$28,368	\$69,147	\$481,950	\$626,783
Property Damage & Loss	\$62,432	\$116,710	\$145,232	\$282,594	\$719,820	\$1,326,788
<b>Subtotal (Monetary Cost)</b>	<b>\$6,047,828</b>	<b>\$1,212,560</b>	<b>\$481,856</b>	<b>\$820,989</b>	<b>\$1,544,130</b>	<b>\$10,107,363</b>
Quality of Life	\$35,530,504	\$6,299,710	\$1,751,440	\$2,469,597	\$1,215,000	\$47,266,251
<b>Total (Comprehensive Cost)</b>	<b>\$41,578,332</b>	<b>\$7,512,270</b>	<b>\$2,233,296</b>	<b>\$3,290,586</b>	<b>\$2,759,130</b>	<b>\$57,373,614</b>

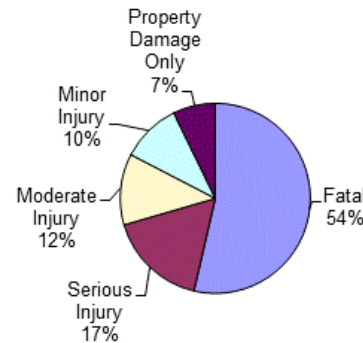
# Cass County Older Driver Crashes (65+)

Crash Casualty Severity	Crash Casualties	Crash Costs
Fatal	3	\$31,183,749
Serious Injury	10	\$9,812,180
Moderate Injury	24	\$7,039,776
Minor Injury	38	\$5,926,366
Property Damage Only	292	\$4,194,580
<b>Total</b>	<b>367</b>	<b>\$58,156,651</b>
Average cost of crash casualty		\$158,465

Crash Casualties



Crash Costs

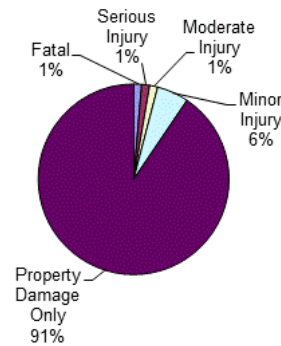


Costs of Older Driver Crashes in Cass County (2021 dollars)						
	Fatal	Serious Injury	Moderate Injury	Minor Injury	Property Damage Only	Total
Medical Care	\$50,880	\$410,700	\$254,304	\$213,218	\$114,172	\$1,043,274
Work Loss	\$3,921,153	\$711,090	\$484,224	\$397,404	\$214,620	\$5,728,491
Public Services	\$3,270	\$3,390	\$4,560	\$5,282	\$15,768	\$32,270
Adjudication	\$388,887	\$150,160	\$98,880	\$81,586	\$39,712	\$759,225
Insurance Administration	\$102,861	\$132,800	\$124,920	\$117,952	\$150,088	\$628,621
Congestion & Environmental	\$21,996	\$18,050	\$42,720	\$67,526	\$520,928	\$671,220
Property Damage & Loss	\$46,824	\$130,150	\$231,432	\$290,472	\$838,624	\$1,537,502
<b>Subtotal (Monetary Cost)</b>	<b>\$4,535,871</b>	<b>\$1,556,340</b>	<b>\$1,241,040</b>	<b>\$1,173,440</b>	<b>\$1,893,912</b>	<b>\$10,400,603</b>
Quality of Life	\$26,647,878	\$8,255,840	\$5,798,736	\$4,752,926	\$2,300,668	\$47,756,048
<b>Total (Comprehensive Cost)</b>	<b>\$31,183,749</b>	<b>\$9,812,180</b>	<b>\$7,039,776</b>	<b>\$5,926,366</b>	<b>\$4,194,580</b>	<b>\$58,156,651</b>

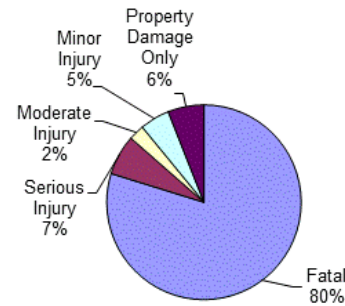
# Cass County Medium/Large Truck Crashes

Crash Casualty Severity	Crash Casualties	Crash Costs
Fatal	1	\$10,432,467
Serious Injury	1	\$873,140
Moderate Injury	1	\$339,744
Minor Injury	4	\$647,936
Property Damage Only	67	\$783,565
<b>Total</b>	<b>74</b>	<b>\$13,076,852</b>
Average cost of crash casualty		\$176,714

Crash Casualties



Crash Costs



Costs of Medium/Large Truck Crashes in Cass County (2021 dollars)						
	Fatal	Serious Injury	Moderate Injury	Minor Injury	Property Damage Only	Total
Medical Care	\$32,338	\$40,481	\$17,265	\$31,668	\$24,321	\$146,073
Work Loss	\$1,307,051	\$125,394	\$53,378	\$91,328	\$195,171	\$1,772,322
Public Services	\$1,096	\$321	\$175	\$768	\$3,149	\$5,509
Adjudication	\$141,870	\$14,511	\$2,834	\$6,008	\$10,653	\$175,876
Insurance Administration	\$34,040	\$11,399	\$3,650	\$8,920	\$36,716	\$94,725
Congestion & Environmental	\$7,583	\$1,867	\$1,835	\$7,348	\$123,749	\$142,382
Property Damage & Loss	\$25,863	\$10,723	\$8,213	\$25,020	\$192,960	\$262,779
<b>Subtotal (Monetary Cost)</b>	<b>\$1,549,841</b>	<b>\$204,696</b>	<b>\$87,350</b>	<b>\$171,060</b>	<b>\$586,719</b>	<b>\$2,599,666</b>
Quality of Life	\$8,882,626	\$668,444	\$252,394	\$476,876	\$196,846	\$10,477,186
<b>Total (Comprehensive Cost)</b>	<b>\$10,432,467</b>	<b>\$873,140</b>	<b>\$339,744</b>	<b>\$647,936</b>	<b>\$783,565</b>	<b>\$13,076,852</b>



# Cass County Motorcycle Crashes

Injury Severity	Motorcyclist Crash Victims	Motorcyclist Victim Costs
Fatal	0	\$0
Serious Injury	6	\$5,828,826
Moderate Injury	9	\$2,396,736
Minor Injury	8	\$1,868,952
Property Damage Only	2	\$100,524
<b>Total</b>	<b>25</b>	<b>\$10,195,038</b>
Average cost of crash casualty	\$407,802	

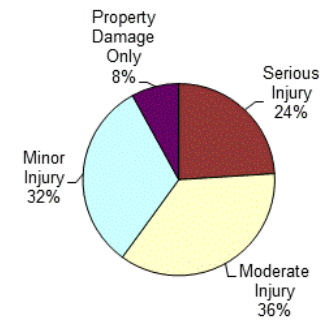
Injury Severity	Non-motorcyclist Crash Victims	Non-motorcyclist Victim Costs
Fatal	0	\$0
Serious Injury	0	\$0
Moderate Injury	0	\$0
Minor Injury	0	\$0
Property Damage Only	0	\$0
<b>Total</b>	<b>0</b>	<b>\$0</b>
Average cost of crash casualty	\$0	

Motorcyclist Victim Costs in Motorcycle Crashes in Cass County (2021 dollars)						
	Fatal	Serious Injury	Moderate Injury	Minor Injury	Property Damage Only	Total
Medical Care	\$0	\$242,892	\$85,401	\$66,480	\$3,108	\$397,881
Work Loss	\$0	\$439,674	\$172,638	\$134,408	\$6,362	\$753,082
Public Services	\$0	\$2,034	\$1,737	\$1,480	\$170	\$5,421
Adjudication	\$0	\$91,596	\$34,695	\$27,024	\$1,266	\$154,581
Insurance Administration	\$0	\$77,322	\$44,037	\$35,464	\$2,788	\$159,611
Congestion & Environmental	\$0	\$8,208	\$11,952	\$10,624	\$2,662	\$33,446
Property Damage & Loss	\$0	\$71,688	\$85,752	\$74,144	\$11,382	\$242,966
<b>Subtotal (Monetary Cost)</b>	<b>\$0</b>	<b>\$933,414</b>	<b>\$436,212</b>	<b>\$349,624</b>	<b>\$27,738</b>	<b>\$1,746,988</b>
Quality of Life	\$0	\$4,895,412	\$1,960,524	\$1,519,328	\$72,786	\$8,448,050
<b>Total (Comprehensive Cost)</b>	<b>\$0</b>	<b>\$5,828,826</b>	<b>\$2,396,736</b>	<b>\$1,868,952</b>	<b>\$100,524</b>	<b>\$10,195,038</b>

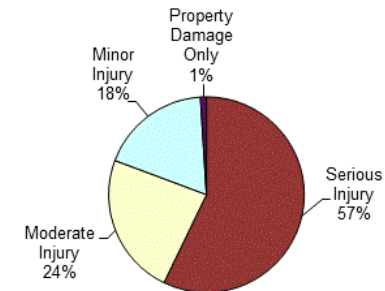
Non-motorcyclist Victim Costs in Motorcycle Crashes in Cass County (2021 dollars)						
	Fatal	Serious Injury	Moderate Injury	Minor Injury	Property Damage Only	Total
Medical Care	\$0	\$0	\$0	\$0	\$0	\$0
Work Loss	\$0	\$0	\$0	\$0	\$0	\$0
Public Services	\$0	\$0	\$0	\$0	\$0	\$0
Adjudication	\$0	\$0	\$0	\$0	\$0	\$0
Insurance Administration	\$0	\$0	\$0	\$0	\$0	\$0
Congestion & Environmental	\$0	\$0	\$0	\$0	\$0	\$0
Property Damage & Loss	\$0	\$0	\$0	\$0	\$0	\$0
<b>Subtotal (Monetary Cost)</b>	<b>\$0</b>	<b>\$0</b>	<b>\$0</b>	<b>\$0</b>	<b>\$0</b>	<b>\$0</b>
Quality of Life	\$0	\$0	\$0	\$0	\$0	\$0
<b>Total (Comprehensive Cost)</b>	<b>\$0</b>	<b>\$0</b>	<b>\$0</b>	<b>\$0</b>	<b>\$0</b>	<b>\$0</b>

Costs of Motorcycle Crashes in Cass County (2021 dollars)						
	Fatal	Serious Injury	Moderate Injury	Minor Injury	Property Damage Only	Total
Medical Care	\$0	\$242,892	\$85,401	\$66,480	\$3,108	\$397,881
Work Loss	\$0	\$439,674	\$172,638	\$134,408	\$6,362	\$753,082
Public Services	\$0	\$2,034	\$1,737	\$1,480	\$170	\$5,421
Adjudication	\$0	\$91,596	\$34,695	\$27,024	\$1,266	\$154,581
Insurance Administration	\$0	\$77,322	\$44,037	\$35,464	\$2,788	\$159,611
Congestion & Environmental	\$0	\$8,208	\$11,952	\$10,624	\$2,662	\$33,446
Property Damage & Loss	\$0	\$71,688	\$85,752	\$74,144	\$11,382	\$242,966
<b>Subtotal (Monetary Cost)</b>	<b>\$0</b>	<b>\$933,414</b>	<b>\$436,212</b>	<b>\$349,624</b>	<b>\$27,738</b>	<b>\$1,746,988</b>
Quality of Life	\$0	\$4,895,412	\$1,960,524	\$1,519,328	\$72,786	\$8,448,050
<b>Total (Comprehensive Cost)</b>	<b>\$0</b>	<b>\$5,828,826</b>	<b>\$2,396,736</b>	<b>\$1,868,952</b>	<b>\$100,524</b>	<b>\$10,195,038</b>

Crash Casualties



Crash Costs



# Cass County Bicycle Crashes

Injury Severity	Bicyclist Crash Victims	Bicyclist Victim Costs
Fatal	0	\$0
Serious Injury	0	\$0
Moderate Injury	1	\$198,046
Minor Injury	0	\$0
Property Damage Only	0	\$0
<b>Total</b>	<b>1</b>	<b>\$198,046</b>
Average cost of crash casualty	\$198,046	

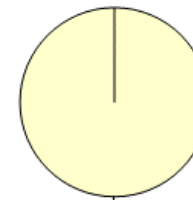
Injury Severity	Non-bicyclist Crash Victims	Non-bicyclist Victim Costs
Fatal	0	\$0
Serious Injury	0	\$0
Moderate Injury	0	\$0
Minor Injury	0	\$0
Property Damage Only	0	\$0
<b>Total</b>	<b>0</b>	<b>\$0</b>
Average cost of crash casualty	\$0	

Bicyclist Victim Costs in Bicycle Crashes in Cass County (2021 dollars)						
	Fatal	Serious Injury	Moderate Injury	Minor Injury	Property Damage Only	Total
Medical Care	\$0	\$0	\$6,899	\$0	\$0	\$6,899
Work Loss	\$0	\$0	\$14,235	\$0	\$0	\$14,235
Public Services	\$0	\$0	\$180	\$0	\$0	\$180
Adjudication	\$0	\$0	\$2,832	\$0	\$0	\$2,832
Insurance Administration	\$0	\$0	\$3,924	\$0	\$0	\$3,924
Congestion & Environmental	\$0	\$0	\$1,316	\$0	\$0	\$1,316
Property Damage & Loss	\$0	\$0	\$248	\$0	\$0	\$248
Subtotal (Monetary Cost)	\$0	\$0	\$29,634	\$0	\$0	\$29,634
Quality of Life	\$0	\$0	\$168,412	\$0	\$0	\$168,412
<b>Total (Comprehensive Cost)</b>	<b>\$0</b>	<b>\$0</b>	<b>\$198,046</b>	<b>\$0</b>	<b>\$0</b>	<b>\$198,046</b>

Non-bicyclist Victim Costs in Bicycle Crashes in Cass County (2021 dollars)						
	Fatal	Serious Injury	Moderate Injury	Minor Injury	Property Damage Only	Total
Medical Care	\$0	\$0	\$0	\$0	\$0	\$0
Work Loss	\$0	\$0	\$0	\$0	\$0	\$0
Public Services	\$0	\$0	\$0	\$0	\$0	\$0
Adjudication	\$0	\$0	\$0	\$0	\$0	\$0
Insurance Administration	\$0	\$0	\$0	\$0	\$0	\$0
Congestion & Environmental	\$0	\$0	\$0	\$0	\$0	\$0
Property Damage & Loss	\$0	\$0	\$0	\$0	\$0	\$0
Subtotal (Monetary Cost)	\$0	\$0	\$0	\$0	\$0	\$0
Quality of Life	\$0	\$0	\$0	\$0	\$0	\$0
<b>Total (Comprehensive Cost)</b>	<b>\$0</b>	<b>\$0</b>	<b>\$0</b>	<b>\$0</b>	<b>\$0</b>	<b>\$0</b>

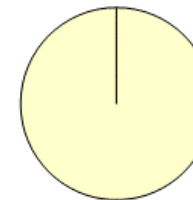
Costs of Bicycle Crashes in Cass County (2021 dollars)						
	Fatal	Serious Injury	Moderate Injury	Minor Injury	Property Damage Only	Total
Medical Care	\$0	\$0	\$6,899	\$0	\$0	\$6,899
Work Loss	\$0	\$0	\$14,235	\$0	\$0	\$14,235
Public Services	\$0	\$0	\$180	\$0	\$0	\$180
Adjudication	\$0	\$0	\$2,832	\$0	\$0	\$2,832
Insurance Administration	\$0	\$0	\$3,924	\$0	\$0	\$3,924
Congestion & Environmental	\$0	\$0	\$1,316	\$0	\$0	\$1,316
Property Damage & Loss	\$0	\$0	\$248	\$0	\$0	\$248
Subtotal (Monetary Cost)	\$0	\$0	\$29,634	\$0	\$0	\$29,634
Quality of Life	\$0	\$0	\$168,412	\$0	\$0	\$168,412
<b>Total (Comprehensive Cost)</b>	<b>\$0</b>	<b>\$0</b>	<b>\$198,046</b>	<b>\$0</b>	<b>\$0</b>	<b>\$198,046</b>

Crash Casualties



Moderate Injury  
100%

Crash Costs



Moderate Injury  
100%

# Cass County Pedestrian Crashes

Injury Severity	Pedestrian Crash Victims	Pedestrian Victim Costs
Fatal	1	\$9,734,351
Serious Injury	2	\$2,127,598
Moderate Injury	3	\$739,830
Minor Injury	1	\$155,602
Property Damage Only	0	\$0
<b>Total</b>	<b>7</b>	<b>\$12,757,381</b>
Average cost of crash casualty		\$1,822,483

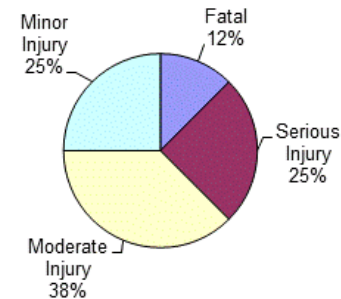
Injury Severity	Non-pedestrian Crash Victims	Non-pedestrian Victim Costs
Fatal	0	\$0
Serious Injury	0	\$0
Moderate Injury	0	\$0
Minor Injury	1	\$93,719
Property Damage Only	0	\$0
<b>Total</b>	<b>1</b>	<b>\$93,719</b>
Average cost of crash casualty		\$93,719

Pedestrian Victim Costs in Pedestrian Crashes in Cass County (2021 dollars)						
	Fatal	Serious Injury	Moderate Injury	Minor Injury	Property Damage Only	Total
Medical Care	\$22,607	\$96,594	\$27,399	\$5,464	\$0	\$152,064
Work Loss	\$1,187,181	\$155,850	\$46,596	\$8,950	\$0	\$1,398,577
Public Services	\$1,090	\$676	\$540	\$155	\$0	\$2,461
Adjudication	\$129,629	\$33,866	\$9,936	\$1,934	\$0	\$175,365
Insurance Administration	\$48,594	\$38,896	\$13,542	\$2,729	\$0	\$103,761
Congestion & Environmental	\$7,332	\$2,752	\$3,948	\$1,258	\$0	\$15,290
Subtotal (Monetary Cost)	\$1,396,433	\$328,634	\$101,961	\$20,490	\$0	\$1,847,518
Quality of Life	\$8,337,918	\$1,798,964	\$637,869	\$135,112	\$0	\$10,909,863
<b>Total (Comprehensive Cost)</b>	<b>\$9,734,351</b>	<b>\$2,127,598</b>	<b>\$739,830</b>	<b>\$155,602</b>	<b>\$0</b>	<b>\$12,757,381</b>

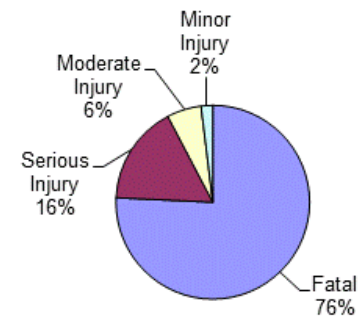
Non-pedestrian Victim in Pedestrian Crashes in Cass County (2021 dollars)						
	Fatal	Serious Injury	Moderate Injury	Minor Injury	Property Damage Only	Total
Medical Care	\$0	\$0	\$0	\$3,606	\$0	\$3,606
Work Loss	\$0	\$0	\$0	\$6,489	\$0	\$6,489
Public Services	\$0	\$0	\$0	\$120	\$0	\$120
Adjudication	\$0	\$0	\$0	\$1,346	\$0	\$1,346
Insurance Administration	\$0	\$0	\$0	\$2,277	\$0	\$2,277
Congestion & Environmental	\$0	\$0	\$0	\$1,776	\$0	\$1,776
Subtotal (Monetary Cost)	\$0	\$0	\$0	\$15,614	\$0	\$15,614
Quality of Life	\$0	\$0	\$0	\$78,105	\$0	\$78,105
<b>Total (Comprehensive Cost)</b>	<b>\$0</b>	<b>\$0</b>	<b>\$0</b>	<b>\$93,719</b>	<b>\$0</b>	<b>\$93,719</b>

Costs of Pedestrian Crashes in Cass County (2021 dollars)						
	Fatal	Serious Injury	Moderate Injury	Minor Injury	Property Damage Only	Total
Medical Care	\$22,607	\$96,594	\$27,399	\$9,070	\$0	\$155,670
Work Loss	\$1,187,181	\$155,850	\$46,596	\$15,439	\$0	\$1,405,066
Public Services	\$1,090	\$676	\$540	\$275	\$0	\$2,581
Adjudication	\$129,629	\$33,866	\$9,936	\$3,280	\$0	\$176,711
Insurance Administration	\$48,594	\$38,896	\$13,542	\$5,006	\$0	\$106,038
Congestion & Environmental	\$7,332	\$2,752	\$3,948	\$3,034	\$0	\$17,066
Subtotal (Monetary Cost)	\$1,396,433	\$328,634	\$101,961	\$36,104	\$0	\$1,863,132
Quality of Life	\$8,337,918	\$1,798,964	\$637,869	\$213,217	\$0	\$10,987,968
<b>Total (Comprehensive Cost)</b>	<b>\$9,734,351</b>	<b>\$2,127,598</b>	<b>\$739,830</b>	<b>\$249,321</b>	<b>\$0</b>	<b>\$12,851,100</b>

Crash Casualties



Crash Costs



# Charlevoix County Traffic Crashes and Crime

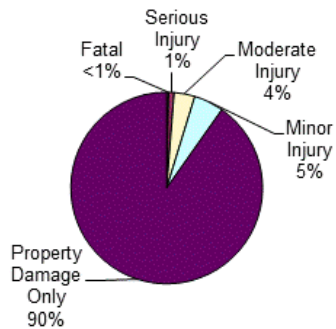
Crash Casualty Severity	Crash Casualties	Crash Costs
Fatal	4	\$41,578,332
Serious Injury	13	\$12,164,672
Moderate Injury	48	\$9,332,784
Minor Injury	69	\$6,947,610
Property Damage Only	1,237	\$11,069,913
<b>Total</b>	<b>1,371</b>	<b>\$81,093,311</b>
Average cost of crash casualty		\$59,149

Index Crime Category	Number of Crimes	Crime Costs
Murder	0	\$0
Rape	20	\$11,310,060
Aggravated Assault	19	\$884,412
Robbery	1	\$46,482
Larceny	117	\$500,877
Burglary	15	\$63,915
Motor Vehicle Theft	4	\$41,204
<b>Total</b>	<b>176</b>	<b>\$12,846,950</b>
Average cost of index crime		\$72,994

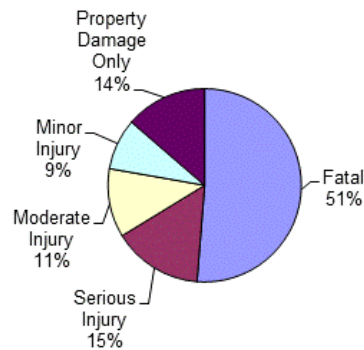
Costs of Crashes in Charlevoix County (2021 dollars)						
	Fatal	Serious Injury	Moderate Injury	Minor Injury	Property Damage Only	Total
Medical Care	\$67,840	\$521,027	\$337,968	\$248,814	\$227,608	\$1,403,257
Work Loss	\$5,228,204	\$896,740	\$631,680	\$447,741	\$500,985	\$7,705,350
Public Services	\$4,360	\$4,329	\$8,064	\$8,280	\$59,376	\$84,409
Adjudication & Sanctioning	\$518,516	\$189,852	\$129,888	\$92,874	\$79,168	\$1,010,298
Insurance Administration	\$137,148	\$162,097	\$185,616	\$157,113	\$472,534	\$1,114,508
Congestion & Environmental	\$29,328	\$23,465	\$85,152	\$122,544	\$2,208,045	\$2,468,534
Property Damage & Loss	\$62,432	\$161,616	\$446,496	\$480,999	\$3,051,679	\$4,203,222
<b>Subtotal (Monetary Cost)</b>	<b>\$6,047,828</b>	<b>\$1,959,126</b>	<b>\$1,824,864</b>	<b>\$1,558,365</b>	<b>\$6,599,395</b>	<b>\$17,989,578</b>
Quality of Life	\$35,530,504	\$10,205,546	\$7,507,920	\$5,389,245	\$4,470,518	\$63,103,733
<b>Total (Comprehensive Cost)</b>	<b>\$41,578,332</b>	<b>\$12,164,672</b>	<b>\$9,332,784</b>	<b>\$6,947,610</b>	<b>\$11,069,913</b>	<b>\$81,093,311</b>

Costs of Index Crimes in Charlevoix County (2021 dollars)								
	Murder	Rape	Aggravated Assault	Robbery	Larceny	Burglary	Motor Vehicle Theft	Total
Medical Care	\$0	\$67,480	\$40,185	\$1,983	\$0	\$0	\$0	\$109,648
Mental Health	\$0	\$131,700	\$7,752	\$199	\$0	\$0	\$0	\$139,651
Work Loss	\$0	\$142,540	\$43,244	\$4,606	\$3,627	\$585	\$468	\$195,070
Public Services	\$0	\$15,220	\$46,341	\$792	\$61,659	\$5,430	\$1,820	\$131,262
Adjudication & Sanctioning	\$0	\$904,760	\$113,905	\$14,497	\$303,615	\$11,565	\$7,960	\$1,356,302
Property Damage & Loss	\$0	\$3,780	\$1,596	\$1,377	\$131,976	\$46,335	\$30,956	\$216,020
<b>Subtotal (Monetary Cost)</b>	<b>\$0</b>	<b>\$1,265,480</b>	<b>\$253,023</b>	<b>\$23,454</b>	<b>\$500,877</b>	<b>\$63,915</b>	<b>\$41,204</b>	<b>\$2,147,953</b>
Quality of Life	\$0	\$10,044,580	\$631,389	\$23,028	\$0	\$0	\$0	\$10,698,997
<b>Total (Comprehensive Costs)</b>	<b>\$0</b>	<b>\$11,310,060</b>	<b>\$884,412</b>	<b>\$46,482</b>	<b>\$500,877</b>	<b>\$63,915</b>	<b>\$41,204</b>	<b>\$12,846,950</b>

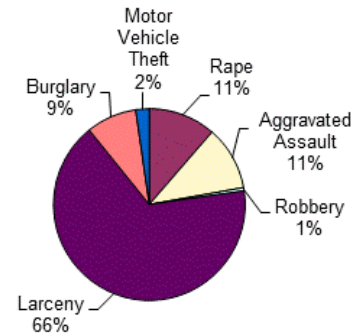
Crash Casualties



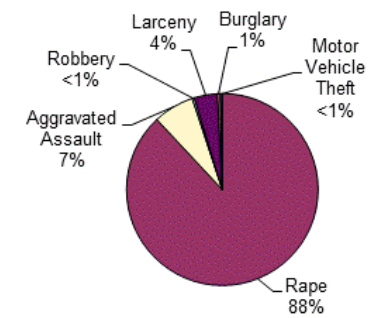
Crash Costs



Index Crimes



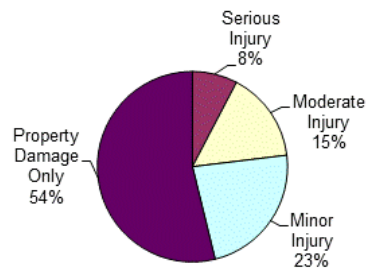
Index Crime Costs



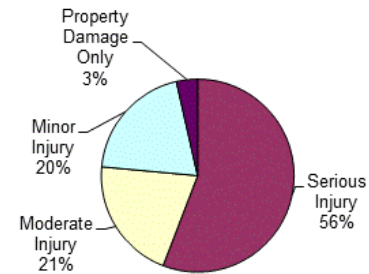
# Charlevoix County Alcohol-Involved Crashes

Crash Casualty Severity	Crash Casualties	Crash Costs
Fatal	0	\$0
Serious Injury	3	\$3,125,622
Moderate Injury	6	\$1,153,785
Minor Injury	9	\$1,118,286
Property Damage Only	21	\$198,954
<b>Total</b>	<b>39</b>	<b>\$5,596,647</b>
Average cost of crash casualty	\$143,504	

Crash Casualties



Crash Costs

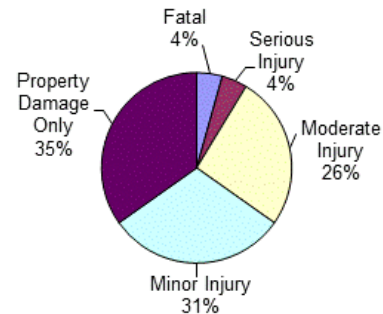


Costs of Alcohol-Involved Crashes in Charlevoix County (2021 dollars)						
	Fatal	Serious Injury	Moderate Injury	Minor Injury	Property Damage Only	Total
Medical Care	\$0	\$133,932	\$39,276	\$38,844	\$4,410	\$216,462
Work Loss	\$0	\$224,997	\$74,034	\$68,823	\$9,177	\$377,031
Public Services	\$0	\$1,029	\$996	\$1,161	\$1,029	\$4,215
Adjudication & Sanctioning	\$0	\$49,800	\$16,494	\$15,345	\$1,722	\$83,361
Insurance Administration	\$0	\$41,163	\$26,076	\$26,838	\$9,135	\$103,212
Congestion & Environmental	\$0	\$5,421	\$15,957	\$37,233	\$37,485	\$96,096
Property Damage & Loss	\$0	\$37,800	\$56,436	\$70,146	\$53,550	\$217,932
<b>Subtotal (Monetary Cost)</b>	<b>\$0</b>	<b>\$494,142</b>	<b>\$229,269</b>	<b>\$258,390</b>	<b>\$116,508</b>	<b>\$1,098,309</b>
Quality of Life	\$0	\$2,631,480	\$924,516	\$859,896	\$82,446	\$4,498,338
<b>Total (Comprehensive Cost)</b>	<b>\$0</b>	<b>\$3,125,622</b>	<b>\$1,153,785</b>	<b>\$1,118,286</b>	<b>\$198,954</b>	<b>\$5,596,647</b>

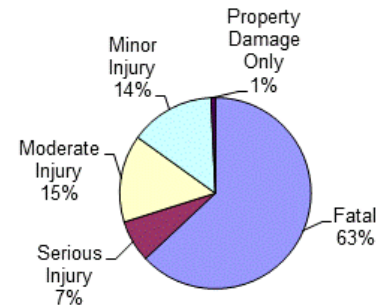
# Charlevoix County Drug-Involved Crashes

Crash Casualty Severity	Crash Casualties	Crash Costs
Fatal	1	\$11,509,950
Serious Injury	1	\$1,297,822
Moderate Injury	6	\$2,704,722
Minor Injury	7	\$2,626,659
Property Damage Only	8	\$127,016
<b>Total</b>	<b>23</b>	<b>\$18,266,169</b>
Average cost of crash casualty	\$794,181	

Crash Casualties



Crash Costs

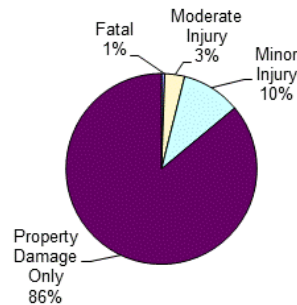


Costs of Drug-Involved Crashes in Charlevoix County (2021 dollars)						
	Fatal	Serious Injury	Moderate Injury	Minor Injury	Property Damage Only	Total
Medical Care	\$16,960	\$54,266	\$98,856	\$95,613	\$3,336	\$269,031
Work Loss	\$1,564,761	\$92,459	\$189,036	\$179,396	\$6,896	\$2,032,548
Public Services	\$1,090	\$388	\$1,350	\$1,358	\$424	\$4,610
Adjudication & Sanctioning	\$129,629	\$20,229	\$40,488	\$38,773	\$1,408	\$230,527
Insurance Administration	\$34,287	\$16,942	\$46,644	\$45,409	\$4,504	\$147,786
Congestion & Environmental	\$7,332	\$1,816	\$10,704	\$12,495	\$14,280	\$46,627
Property Damage & Loss	\$15,608	\$13,608	\$63,750	\$64,414	\$21,736	\$179,116
<b>Subtotal (Monetary Cost)</b>	<b>\$1,769,667</b>	<b>\$199,708</b>	<b>\$450,828</b>	<b>\$437,458</b>	<b>\$52,584</b>	<b>\$2,910,245</b>
Quality of Life	\$9,740,283	\$1,098,114	\$2,253,894	\$2,189,201	\$74,432	\$15,355,924
<b>Total (Comprehensive Cost)</b>	<b>\$11,509,950</b>	<b>\$1,297,822</b>	<b>\$2,704,722</b>	<b>\$2,626,659</b>	<b>\$127,016</b>	<b>\$18,266,169</b>

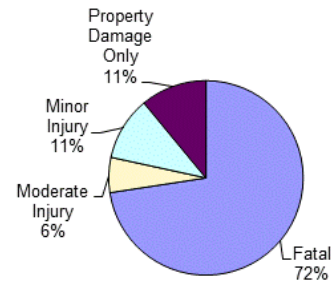
# Charlevoix County Young Driver Crashes (<21)

Crash Casualty Severity	Crash Casualties	Crash Costs
Fatal	1	\$10,394,583
Serious Injury	0	\$0
Moderate Injury	6	\$837,486
Minor Injury	18	\$1,518,732
Property Damage Only	154	\$1,573,726
<b>Total</b>	<b>179</b>	<b>\$14,324,527</b>
Average cost of crash casualty		\$80,025

Crash Casualties



Crash Costs

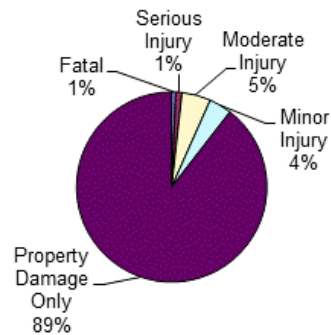


Costs of Young Driver Crashes in Charlevoix County (2021 dollars)						
	Fatal	Serious Injury	Moderate Injury	Minor Injury	Property Damage Only	Total
Medical Care	\$16,960	\$0	\$28,848	\$56,394	\$36,036	\$138,238
Work Loss	\$1,307,051	\$0	\$55,404	\$99,558	\$72,996	\$1,535,009
Public Services	\$1,090	\$0	\$954	\$2,178	\$7,854	\$12,076
Adjudication	\$129,629	\$0	\$11,298	\$20,808	\$12,320	\$174,055
Insurance Administration	\$34,287	\$0	\$19,092	\$37,638	\$66,066	\$157,083
Congestion & Environmental	\$7,332	\$0	\$10,638	\$31,914	\$274,890	\$324,774
Property Damage & Loss	\$15,608	\$0	\$54,462	\$130,428	\$410,564	\$611,062
<b>Subtotal (Monetary Cost)</b>	<b>\$1,511,957</b>	<b>\$0</b>	<b>\$180,696</b>	<b>\$378,918</b>	<b>\$880,726</b>	<b>\$2,952,297</b>
Quality of Life	\$8,882,626	\$0	\$656,790	\$1,139,814	\$693,000	\$11,372,230
<b>Total (Comprehensive Cost)</b>	<b>\$10,394,583</b>	<b>\$0</b>	<b>\$837,486</b>	<b>\$1,518,732</b>	<b>\$1,573,726</b>	<b>\$14,324,527</b>

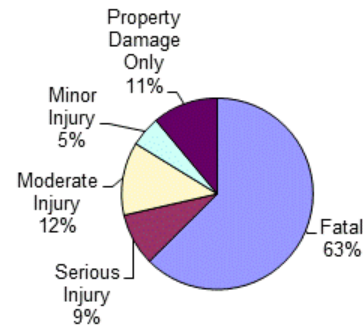
# Charlevoix County Older Driver Crashes (65+)

Crash Casualty Severity	Crash Casualties	Crash Costs
Fatal	2	\$20,789,166
Serious Injury	3	\$2,943,654
Moderate Injury	14	\$4,106,536
Minor Injury	11	\$1,715,527
Property Damage Only	256	\$3,677,440
<b>Total</b>	<b>286</b>	<b>\$33,232,323</b>
Average cost of crash casualty		\$116,197

Crash Casualties



Crash Costs



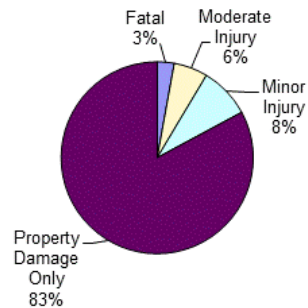
Costs of Older Driver Crashes in Charlevoix County (2021 dollars)						
	Fatal	Serious Injury	Moderate Injury	Minor Injury	Property Damage Only	Total
Medical Care	\$33,920	\$123,210	\$148,344	\$61,721	\$100,096	\$467,291
Work Loss	\$2,614,102	\$213,327	\$282,464	\$115,038	\$188,160	\$3,413,091
Public Services	\$2,180	\$1,017	\$2,660	\$1,529	\$13,824	\$21,210
Adjudication	\$259,258	\$45,048	\$57,680	\$23,617	\$34,816	\$420,419
Insurance Administration	\$68,574	\$39,840	\$72,870	\$34,144	\$131,584	\$347,012
Congestion & Environmental	\$14,664	\$5,415	\$24,920	\$19,547	\$456,704	\$521,250
Property Damage & Loss	\$31,216	\$39,045	\$135,002	\$84,084	\$735,232	\$1,024,579
<b>Subtotal (Monetary Cost)</b>	<b>\$3,023,914</b>	<b>\$466,902</b>	<b>\$723,940</b>	<b>\$339,680</b>	<b>\$1,660,416</b>	<b>\$6,214,852</b>
Quality of Life	\$17,765,252	\$2,476,752	\$3,382,596	\$1,375,847	\$2,017,024	\$27,017,471
<b>Total (Comprehensive Cost)</b>	<b>\$20,789,166</b>	<b>\$2,943,654</b>	<b>\$4,106,536</b>	<b>\$1,715,527</b>	<b>\$3,677,440</b>	<b>\$33,232,323</b>



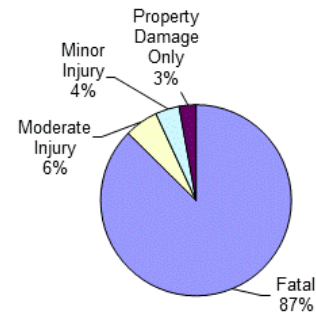
# Charlevoix County Medium/Large Truck Crashes

Crash Casualty Severity	Crash Casualties	Crash Costs
Fatal	1	\$10,432,467
Serious Injury	0	\$0
Moderate Injury	2	\$679,488
Minor Injury	3	\$485,952
Property Damage Only	29	\$339,155
<b>Total</b>	<b>35</b>	<b>\$11,937,062</b>
Average cost of crash casualty		\$341,059

Crash Casualties



Crash Costs



Costs of Medium/Large Truck Crashes in Charlevoix County (2021 dollars)						
	Fatal	Serious Injury	Moderate Injury	Minor Injury	Property Damage Only	Total
Medical Care	\$32,338	\$0	\$34,530	\$23,751	\$10,527	\$101,146
Work Loss	\$1,307,051	\$0	\$106,756	\$68,496	\$84,477	\$1,566,780
Public Services	\$1,096	\$0	\$350	\$576	\$1,363	\$3,385
Adjudication	\$141,870	\$0	\$5,668	\$4,506	\$4,611	\$156,655
Insurance Administration	\$34,040	\$0	\$7,300	\$6,690	\$15,892	\$63,922
Congestion & Environmental	\$7,583	\$0	\$3,670	\$5,511	\$53,563	\$70,327
Property Damage & Loss	\$25,863	\$0	\$16,426	\$18,765	\$83,520	\$144,574
<b>Subtotal (Monetary Cost)</b>	<b>\$1,549,841</b>	<b>\$0</b>	<b>\$174,700</b>	<b>\$128,295</b>	<b>\$253,953</b>	<b>\$2,106,789</b>
Quality of Life	\$8,882,626	\$0	\$504,788	\$357,657	\$85,202	\$9,830,273
<b>Total (Comprehensive Cost)</b>	<b>\$10,432,467</b>	<b>\$0</b>	<b>\$679,488</b>	<b>\$485,952</b>	<b>\$339,155</b>	<b>\$11,937,062</b>

# Charlevoix County Motorcycle Crashes

Injury Severity	Motorcyclist Crash Victims	Motorcyclist Victim Costs
Fatal	0	\$0
Serious Injury	1	\$971,471
Moderate Injury	5	\$1,331,520
Minor Injury	0	\$0
Property Damage Only	2	\$100,524
<b>Total</b>	<b>8</b>	<b>\$2,403,515</b>
Average cost of crash casualty		\$300,439

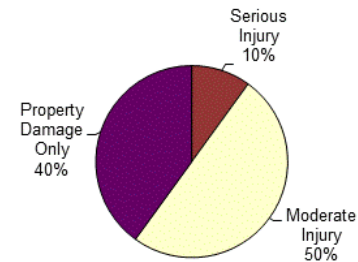
Injury Severity	Non-motorcyclist Crash Victims	Non-motorcyclist Victim Costs
Fatal	0	\$0
Serious Injury	0	\$0
Moderate Injury	0	\$0
Minor Injury	0	\$0
Property Damage Only	2	\$11,874
<b>Total</b>	<b>2</b>	<b>\$11,874</b>
Average cost of crash casualty		\$5,937

Motorcyclist Victim Costs in Motorcycle Crashes in Charlevoix County (2021 dollars)						
	Fatal	Serious Injury	Moderate Injury	Minor Injury	Property Damage Only	Total
Medical Care	\$0	\$40,482	\$47,445	\$0	\$3,108	\$91,035
Work Loss	\$0	\$73,279	\$95,910	\$0	\$6,362	\$175,551
Public Services	\$0	\$339	\$965	\$0	\$170	\$1,474
Adjudication	\$0	\$15,266	\$19,275	\$0	\$1,266	\$35,807
Insurance Administration	\$0	\$12,887	\$24,465	\$0	\$2,788	\$40,140
Congestion & Environmental	\$0	\$1,368	\$6,640	\$0	\$2,662	\$10,670
Property Damage & Loss	\$0	\$11,948	\$47,640	\$0	\$11,382	\$70,970
Subtotal (Monetary Cost)	\$0	\$155,569	\$242,340	\$0	\$27,738	\$425,647
Quality of Life	\$0	\$815,902	\$1,089,180	\$0	\$72,786	\$1,977,868
<b>Total (Comprehensive Cost)</b>	<b>\$0</b>	<b>\$971,471</b>	<b>\$1,331,520</b>	<b>\$0</b>	<b>\$100,524</b>	<b>\$2,403,515</b>

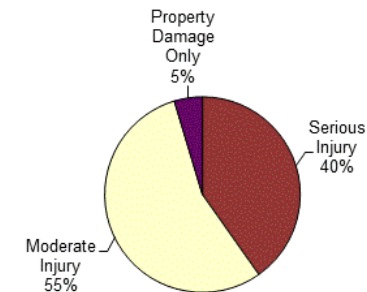
Non-motorcyclist Victim Costs in Motorcycle Crashes in Charlevoix County (2021 dollars)						
	Fatal	Serious Injury	Moderate Injury	Minor Injury	Property Damage Only	Total
Medical Care	\$0	\$0	\$0	\$0	\$0	\$0
Work Loss	\$0	\$0	\$0	\$0	\$246	\$246
Public Services	\$0	\$0	\$0	\$0	\$50	\$50
Adjudication	\$0	\$0	\$0	\$0	\$0	\$0
Insurance Administration	\$0	\$0	\$0	\$0	\$868	\$868
Congestion & Environmental	\$0	\$0	\$0	\$0	\$3,574	\$3,574
Property Damage & Loss	\$0	\$0	\$0	\$0	\$7,136	\$7,136
Subtotal (Monetary Cost)	\$0	\$0	\$0	\$0	\$11,874	\$11,874
Quality of Life	\$0	\$0	\$0	\$0	\$0	\$0
<b>Total (Comprehensive Cost)</b>	<b>\$0</b>	<b>\$0</b>	<b>\$0</b>	<b>\$0</b>	<b>\$11,874</b>	<b>\$11,874</b>

Costs of Motorcycle Crashes in Charlevoix County (2021 dollars)						
	Fatal	Serious Injury	Moderate Injury	Minor Injury	Property Damage Only	Total
Medical Care	\$0	\$40,482	\$47,445	\$0	\$3,108	\$91,035
Work Loss	\$0	\$73,279	\$95,910	\$0	\$6,608	\$175,797
Public Services	\$0	\$339	\$965	\$0	\$220	\$1,524
Adjudication	\$0	\$15,266	\$19,275	\$0	\$1,266	\$35,807
Insurance Administration	\$0	\$12,887	\$24,465	\$0	\$3,656	\$41,008
Congestion & Environmental	\$0	\$1,368	\$6,640	\$0	\$6,236	\$14,244
Property Damage & Loss	\$0	\$11,948	\$47,640	\$0	\$18,518	\$78,106
Subtotal (Monetary Cost)	\$0	\$155,569	\$242,340	\$0	\$39,612	\$437,521
Quality of Life	\$0	\$815,902	\$1,089,180	\$0	\$72,786	\$1,977,868
<b>Total (Comprehensive Cost)</b>	<b>\$0</b>	<b>\$971,471</b>	<b>\$1,331,520</b>	<b>\$0</b>	<b>\$112,398</b>	<b>\$2,415,389</b>

Crash Casualties



Crash Costs



# Charlevoix County Bicycle Crashes

Injury Severity	Bicyclist Crash Victims	Bicyclist Victim Costs
Fatal	1	\$9,720,902
Serious Injury	0	\$0
Moderate Injury	1	\$198,046
Minor Injury	0	\$0
Property Damage Only	0	\$0
<b>Total</b>	<b>2</b>	<b>\$9,918,948</b>
Average cost of crash casualty	\$4,959,474	

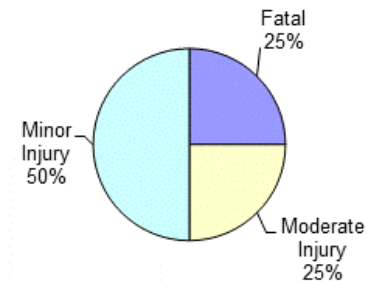
Injury Severity	Non-bicyclist Crash Victims	Non-bicyclist Victim Costs
Fatal	0	\$0
Serious Injury	0	\$0
Moderate Injury	0	\$0
Minor Injury	2	\$201,380
Property Damage Only	0	\$0
<b>Total</b>	<b>2</b>	<b>\$201,380</b>
Average cost of crash casualty	\$100,690	

Bicyclist Victim Costs in Bicycle Crashes in Charlevoix County (2021 dollars)						
	Fatal	Serious Injury	Moderate Injury	Minor Injury	Property Damage Only	Total
Medical Care	\$25,971	\$0	\$6,899	\$0	\$0	\$32,870
Work Loss	\$1,189,275	\$0	\$14,235	\$0	\$0	\$1,203,510
Public Services	\$1,090	\$0	\$180	\$0	\$0	\$1,270
Adjudication	\$235,689	\$0	\$2,832	\$0	\$0	\$238,521
Insurance Administration	\$48,594	\$0	\$3,924	\$0	\$0	\$52,518
Congestion & Environmental	\$7,332	\$0	\$1,316	\$0	\$0	\$8,648
Property Damage & Loss	\$250	\$0	\$248	\$0	\$0	\$498
Subtotal (Monetary Cost)	\$1,508,201	\$0	\$29,634	\$0	\$0	\$1,537,835
Quality of Life	\$8,212,701	\$0	\$168,412	\$0	\$0	\$8,381,113
<b>Total (Comprehensive Cost)</b>	<b>\$9,720,902</b>	<b>\$0</b>	<b>\$198,046</b>	<b>\$0</b>	<b>\$0</b>	<b>\$9,918,948</b>

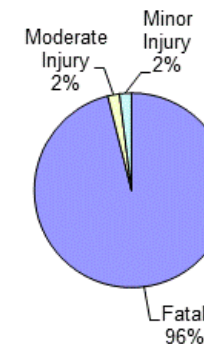
Non-bicyclist Victim Costs in Bicycle Crashes in Charlevoix County (2021 dollars)						
	Fatal	Serious Injury	Moderate Injury	Minor Injury	Property Damage Only	Total
Medical Care	\$0	\$0	\$0	\$7,212	\$0	\$7,212
Work Loss	\$0	\$0	\$0	\$12,978	\$0	\$12,978
Public Services	\$0	\$0	\$0	\$240	\$0	\$240
Adjudication	\$0	\$0	\$0	\$2,692	\$0	\$2,692
Insurance Administration	\$0	\$0	\$0	\$4,554	\$0	\$4,554
Congestion & Environmental	\$0	\$0	\$0	\$3,552	\$0	\$3,552
Property Damage & Loss	\$0	\$0	\$0	\$13,942	\$0	\$13,942
Subtotal (Monetary Cost)	\$0	\$0	\$0	\$45,170	\$0	\$45,170
Quality of Life	\$0	\$0	\$0	\$156,210	\$0	\$156,210
<b>Total (Comprehensive Cost)</b>	<b>\$0</b>	<b>\$0</b>	<b>\$0</b>	<b>\$201,380</b>	<b>\$0</b>	<b>\$201,380</b>

Costs of Bicycle Crashes in Charlevoix County (2021 dollars)						
	Fatal	Serious Injury	Moderate Injury	Minor Injury	Property Damage Only	Total
Medical Care	\$25,971	\$0	\$6,899	\$7,212	\$0	\$40,082
Work Loss	\$1,189,275	\$0	\$14,235	\$12,978	\$0	\$1,216,488
Public Services	\$1,090	\$0	\$180	\$240	\$0	\$1,510
Adjudication	\$235,689	\$0	\$2,832	\$2,692	\$0	\$241,213
Insurance Administration	\$48,594	\$0	\$3,924	\$4,554	\$0	\$57,072
Congestion & Environmental	\$7,332	\$0	\$1,316	\$3,552	\$0	\$12,200
Property Damage & Loss	\$250	\$0	\$248	\$13,942	\$0	\$14,440
Subtotal (Monetary Cost)	\$1,508,201	\$0	\$29,634	\$45,170	\$0	\$1,583,005
Quality of Life	\$8,212,701	\$0	\$168,412	\$156,210	\$0	\$8,537,323
<b>Total (Comprehensive Cost)</b>	<b>\$9,720,902</b>	<b>\$0</b>	<b>\$198,046</b>	<b>\$201,380</b>	<b>\$0</b>	<b>\$10,120,328</b>

Crash Casualties



Crash Costs



# Charlevoix County Pedestrian Crashes

Injury Severity	Pedestrian Crash Victims	Pedestrian Victim Costs
Fatal	1	\$9,734,351
Serious Injury	1	\$1,063,799
Moderate Injury	4	\$986,440
Minor Injury	0	\$0
Property Damage Only	0	\$0
<b>Total</b>	<b>6</b>	<b>\$11,784,590</b>
Average cost of crash casualty		\$1,964,098

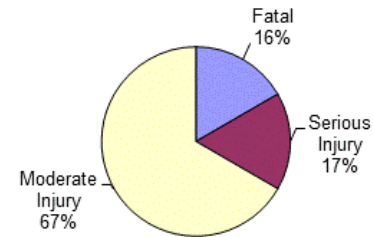
Injury Severity	Non-pedestrian Crash Victims	Non-pedestrian Victim Costs
Fatal	0	\$0
Serious Injury	0	\$0
Moderate Injury	0	\$0
Minor Injury	0	\$0
Property Damage Only	0	\$0
<b>Total</b>	<b>0</b>	<b>\$0</b>
Average cost of crash casualty		\$0

Pedestrian Victim Costs in Pedestrian Crashes in Charlevoix County (2021 dollars)						
	Fatal	Serious Injury	Moderate Injury	Minor Injury	Property Damage Only	Total
Medical Care	\$22,607	\$48,297	\$36,532	\$0	\$0	\$107,436
Work Loss	\$1,187,181	\$77,925	\$62,128	\$0	\$0	\$1,327,234
Public Services	\$1,090	\$338	\$720	\$0	\$0	\$2,148
Adjudication	\$129,629	\$16,933	\$13,248	\$0	\$0	\$159,810
Insurance Administration	\$48,594	\$19,448	\$18,056	\$0	\$0	\$86,098
Congestion & Environmental	\$7,332	\$1,376	\$5,264	\$0	\$0	\$13,972
Subtotal (Monetary Cost)	\$1,396,433	\$164,317	\$135,948	\$0	\$0	\$1,696,698
Quality of Life	\$8,337,918	\$899,482	\$850,492	\$0	\$0	\$10,087,892
<b>Total (Comprehensive Cost)</b>	<b>\$9,734,351</b>	<b>\$1,063,799</b>	<b>\$986,440</b>	<b>\$0</b>	<b>\$0</b>	<b>\$11,784,590</b>

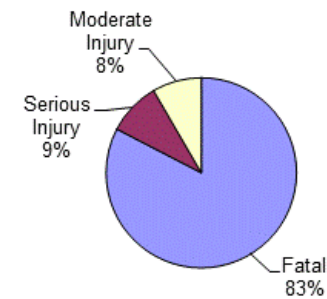
Non-pedestrian Victim in Pedestrian Crashes in Charlevoix County (2021 dollars)						
	Fatal	Serious Injury	Moderate Injury	Minor Injury	Property Damage Only	Total
Medical Care	\$0	\$0	\$0	\$0	\$0	\$0
Work Loss	\$0	\$0	\$0	\$0	\$0	\$0
Public Services	\$0	\$0	\$0	\$0	\$0	\$0
Adjudication	\$0	\$0	\$0	\$0	\$0	\$0
Insurance Administration	\$0	\$0	\$0	\$0	\$0	\$0
Congestion & Environmental	\$0	\$0	\$0	\$0	\$0	\$0
Subtotal (Monetary Cost)	\$0	\$0	\$0	\$0	\$0	\$0
Quality of Life	\$0	\$0	\$0	\$0	\$0	\$0
<b>Total (Comprehensive Cost)</b>	<b>\$0</b>	<b>\$0</b>	<b>\$0</b>	<b>\$0</b>	<b>\$0</b>	<b>\$0</b>

Costs of Pedestrian Crashes in Charlevoix County (2021 dollars)						
	Fatal	Serious Injury	Moderate Injury	Minor Injury	Property Damage Only	Total
Medical Care	\$22,607	\$48,297	\$36,532	\$0	\$0	\$107,436
Work Loss	\$1,187,181	\$77,925	\$62,128	\$0	\$0	\$1,327,234
Public Services	\$1,090	\$338	\$720	\$0	\$0	\$2,148
Adjudication	\$129,629	\$16,933	\$13,248	\$0	\$0	\$159,810
Insurance Administration	\$48,594	\$19,448	\$18,056	\$0	\$0	\$86,098
Congestion & Environmental	\$7,332	\$1,376	\$5,264	\$0	\$0	\$13,972
Subtotal (Monetary Cost)	\$1,396,433	\$164,317	\$135,948	\$0	\$0	\$1,696,698
Quality of Life	\$8,337,918	\$899,482	\$850,492	\$0	\$0	\$10,087,892
<b>Total (Comprehensive Cost)</b>	<b>\$9,734,351</b>	<b>\$1,063,799</b>	<b>\$986,440</b>	<b>\$0</b>	<b>\$0</b>	<b>\$11,784,590</b>

Crash Casualties



Crash Costs



# Cheboygan County Traffic Crashes and Crime

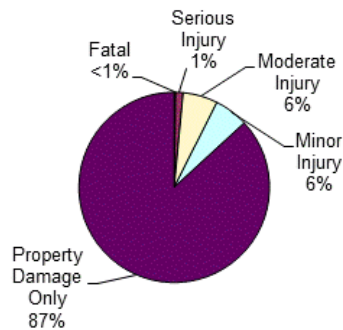
Crash Casualty Severity	Crash Casualties	Crash Costs
Fatal	3	\$31,183,749
Serious Injury	16	\$14,971,904
Moderate Injury	75	\$14,582,475
Minor Injury	73	\$7,350,370
Property Damage Only	1,102	\$9,861,798
<b>Total</b>	<b>1,269</b>	<b>\$77,950,296</b>
Average cost of crash casualty		\$61,427

Index Crime Category	Number of Crimes	Crime Costs
Murder	0	\$0
Rape	16	\$9,048,048
Aggravated Assault	25	\$1,163,700
Robbery	0	\$0
Larceny	157	\$672,117
Burglary	14	\$59,654
Motor Vehicle Theft	9	\$92,709
<b>Total</b>	<b>221</b>	<b>\$11,036,228</b>
Average cost of index crime		\$49,938

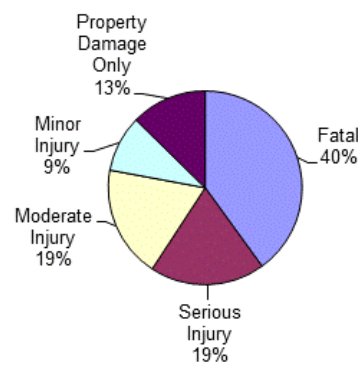
Costs of Crashes in Cheboygan County (2021 dollars)						
	Fatal	Serious Injury	Moderate Injury	Minor Injury	Property Damage Only	Total
Medical Care	\$50,880	\$641,264	\$528,075	\$263,238	\$202,768	\$1,686,225
Work Loss	\$3,921,153	\$1,103,680	\$987,000	\$473,697	\$446,310	\$6,931,840
Public Services	\$3,270	\$5,328	\$12,600	\$8,760	\$52,896	\$82,854
Adjudication & Sanctioning	\$388,887	\$233,664	\$202,950	\$98,258	\$70,528	\$994,287
Insurance Administration	\$102,861	\$199,504	\$290,025	\$166,221	\$420,964	\$1,179,575
Congestion & Environmental	\$21,996	\$28,880	\$133,050	\$129,648	\$1,967,070	\$2,280,644
Property Damage & Loss	\$46,824	\$198,912	\$697,650	\$508,883	\$2,718,634	\$4,170,903
<b>Subtotal (Monetary Cost)</b>	<b>\$4,535,871</b>	<b>\$2,411,232</b>	<b>\$2,851,350</b>	<b>\$1,648,705</b>	<b>\$5,879,170</b>	<b>\$17,326,328</b>
Quality of Life	\$26,647,878	\$12,560,672	\$11,731,125	\$5,701,665	\$3,982,628	\$60,623,968
<b>Total (Comprehensive Cost)</b>	<b>\$31,183,749</b>	<b>\$14,971,904</b>	<b>\$14,582,475</b>	<b>\$7,350,370</b>	<b>\$9,861,798</b>	<b>\$77,950,296</b>

Costs of Index Crimes in Cheboygan County (2021 dollars)								
	Murder	Rape	Aggravated Assault	Robbery	Larceny	Burglary	Motor Vehicle Theft	Total
Medical Care	\$0	\$53,984	\$52,875	\$0	\$0	\$0	\$0	\$106,859
Mental Health	\$0	\$105,360	\$10,200	\$0	\$0	\$0	\$0	\$115,560
Work Loss	\$0	\$114,032	\$56,900	\$0	\$4,867	\$546	\$1,053	\$177,398
Public Services	\$0	\$12,176	\$60,975	\$0	\$82,739	\$5,068	\$4,095	\$165,053
Adjudication & Sanctioning	\$0	\$723,808	\$149,875	\$0	\$407,415	\$10,794	\$17,910	\$1,309,802
Property Damage & Loss	\$0	\$3,024	\$2,100	\$0	\$177,096	\$43,246	\$69,651	\$295,117
<b>Subtotal (Monetary Cost)</b>	<b>\$0</b>	<b>\$1,012,384</b>	<b>\$332,925</b>	<b>\$0</b>	<b>\$672,117</b>	<b>\$59,654</b>	<b>\$92,709</b>	<b>\$2,169,789</b>
Quality of Life	\$0	\$8,035,664	\$830,775	\$0	\$0	\$0	\$0	\$8,866,439
<b>Total (Comprehensive Costs)</b>	<b>\$0</b>	<b>\$9,048,048</b>	<b>\$1,163,700</b>	<b>\$0</b>	<b>\$672,117</b>	<b>\$59,654</b>	<b>\$92,709</b>	<b>\$11,036,228</b>

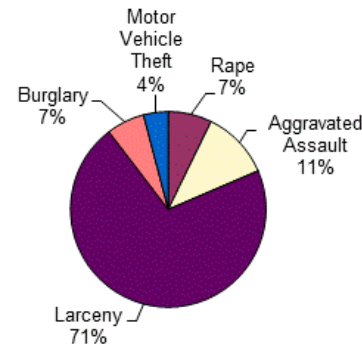
Crash Casualties



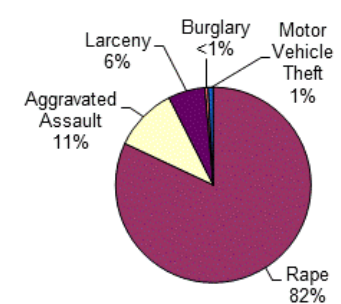
Crash Costs



Index Crimes



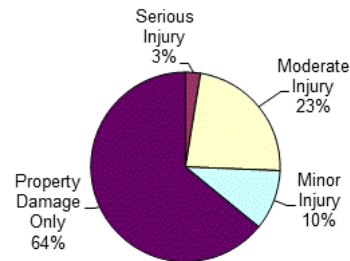
Index Crime Costs



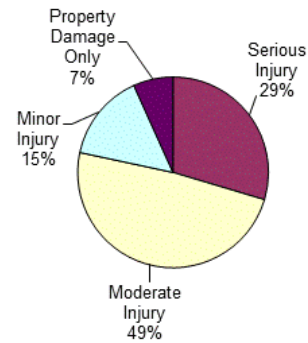
# Cheboygan County Alcohol-Involved Crashes

Crash Casualty Severity	Crash Casualties	Crash Costs
Fatal	0	\$0
Serious Injury	1	\$1,041,874
Moderate Injury	9	\$1,713,834
Minor Injury	4	\$524,793
Property Damage Only	25	\$236,850
<b>Total</b>	<b>39</b>	<b>\$3,517,351</b>
Average cost of crash casualty		\$90,188

Crash Casualties



Crash Costs

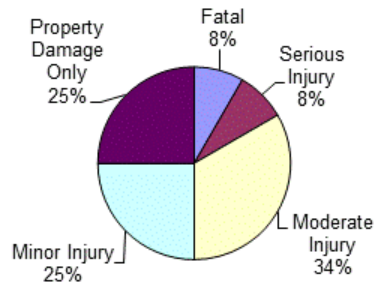


Costs of Alcohol-Involved Crashes in Cheboygan County (2021 dollars)						
	Fatal	Serious Injury	Moderate Injury	Minor Injury	Property Damage Only	Total
Medical Care	\$0	\$44,644	\$58,914	\$17,264	\$5,250	\$126,072
Work Loss	\$0	\$74,999	\$111,051	\$30,588	\$10,925	\$227,563
Public Services	\$0	\$343	\$1,494	\$516	\$1,225	\$3,578
Adjudication & Sanctioning	\$0	\$16,600	\$24,741	\$6,820	\$2,050	\$50,211
Insurance Administration	\$0	\$13,721	\$39,114	\$11,928	\$10,875	\$75,638
Congestion & Environmental	\$0	\$1,807	\$7,092	\$44,325	\$44,625	\$97,849
Property Damage & Loss	\$0	\$12,600	\$84,654	\$31,176	\$63,750	\$192,180
<b>Subtotal (Monetary Cost)</b>	<b>\$0</b>	<b>\$164,714</b>	<b>\$327,060</b>	<b>\$142,617</b>	<b>\$138,700</b>	<b>\$773,091</b>
Quality of Life	\$0	\$877,160	\$1,386,774	\$382,176	\$98,150	\$2,744,260
<b>Total (Comprehensive Cost)</b>	<b>\$0</b>	<b>\$1,041,874</b>	<b>\$1,713,834</b>	<b>\$524,793</b>	<b>\$236,850</b>	<b>\$3,517,351</b>

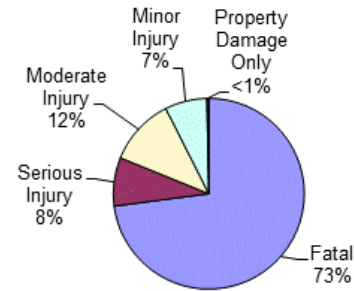
# Cheboygan County Drug-Involved Crashes

Crash Casualty Severity	Crash Casualties	Crash Costs
Fatal	1	\$11,509,950
Serious Injury	1	\$1,297,822
Moderate Injury	4	\$1,803,148
Minor Injury	3	\$1,125,711
Property Damage Only	3	\$47,631
<b>Total</b>	<b>12</b>	<b>\$15,784,262</b>
Average cost of crash casualty	\$1,315,355	

Crash Casualties



Crash Costs

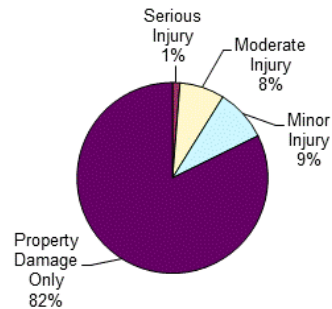


Costs of Drug-Involved Crashes in Cheboygan County (2021 dollars)						
	Fatal	Serious Injury	Moderate Injury	Minor Injury	Property Damage Only	Total
Medical Care	\$16,960	\$54,266	\$65,904	\$40,977	\$1,251	\$179,358
Work Loss	\$1,564,761	\$92,459	\$126,024	\$76,884	\$2,586	\$1,862,714
Public Services	\$1,090	\$388	\$900	\$582	\$159	\$3,119
Adjudication & Sanctioning	\$129,629	\$20,229	\$26,992	\$16,617	\$528	\$193,995
Insurance Administration	\$34,287	\$16,942	\$31,096	\$19,461	\$1,689	\$103,475
Congestion & Environmental	\$7,332	\$1,816	\$7,136	\$5,355	\$5,355	\$26,994
Property Damage & Loss	\$15,608	\$13,608	\$42,500	\$27,606	\$8,151	\$107,473
<b>Subtotal (Monetary Cost)</b>	<b>\$1,769,667</b>	<b>\$199,708</b>	<b>\$300,552</b>	<b>\$187,482</b>	<b>\$19,719</b>	<b>\$2,477,128</b>
Quality of Life	\$9,740,283	\$1,098,114	\$1,502,596	\$938,229	\$27,912	\$13,307,134
<b>Total (Comprehensive Cost)</b>	<b>\$11,509,950</b>	<b>\$1,297,822</b>	<b>\$1,803,148</b>	<b>\$1,125,711</b>	<b>\$47,631</b>	<b>\$15,784,262</b>

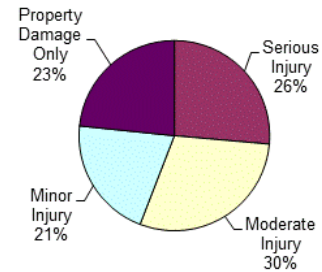
# Cheboygan County Young Driver Crashes (<21)

Crash Casualty Severity	Crash Casualties	Crash Costs
Fatal	0	\$0
Serious Injury	2	\$1,502,454
Moderate Injury	12	\$1,674,972
Minor Injury	14	\$1,181,236
Property Damage Only	130	\$1,328,470
<b>Total</b>	<b>158</b>	<b>\$5,687,132</b>
Average cost of crash casualty		\$35,995

Crash Casualties



Crash Costs



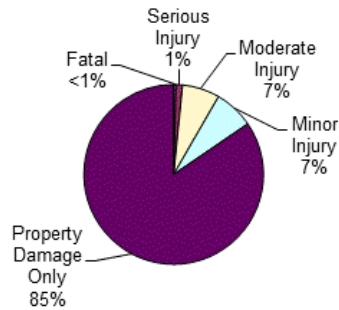
Costs of Young Driver Crashes in Cheboygan County (2021 dollars)						
	Fatal	Serious Injury	Moderate Injury	Minor Injury	Property Damage Only	Total
Medical Care	\$0	\$63,392	\$57,696	\$43,862	\$30,420	\$195,370
Work Loss	\$0	\$108,014	\$110,808	\$77,434	\$61,620	\$357,876
Public Services	\$0	\$592	\$1,908	\$1,694	\$6,630	\$10,824
Adjudication	\$0	\$22,958	\$22,596	\$16,184	\$10,400	\$72,138
Insurance Administration	\$0	\$20,616	\$38,184	\$29,274	\$55,770	\$143,844
Congestion & Environmental	\$0	\$3,598	\$21,276	\$24,822	\$232,050	\$281,746
Property Damage & Loss	\$0	\$23,342	\$108,924	\$101,444	\$346,580	\$580,290
<b>Subtotal (Monetary Cost)</b>	<b>\$0</b>	<b>\$242,512</b>	<b>\$361,392</b>	<b>\$294,714</b>	<b>\$743,470</b>	<b>\$1,642,088</b>
Quality of Life	\$0	\$1,259,942	\$1,313,580	\$886,522	\$585,000	\$4,045,044
<b>Total (Comprehensive Cost)</b>	<b>\$0</b>	<b>\$1,502,454</b>	<b>\$1,674,972</b>	<b>\$1,181,236</b>	<b>\$1,328,470</b>	<b>\$5,687,132</b>



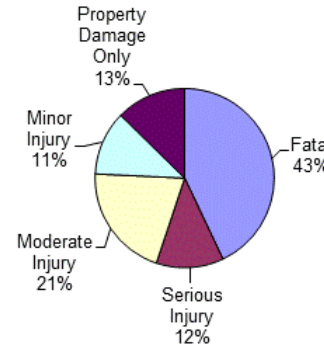
# Cheboygan County Older Driver Crashes (65+)

Crash Casualty Severity	Crash Casualties	Crash Costs
Fatal	1	\$10,394,583
Serious Injury	3	\$2,943,654
Moderate Injury	17	\$4,986,508
Minor Injury	18	\$2,807,226
Property Damage Only	213	\$3,059,745
<b>Total</b>	<b>252</b>	<b>\$24,191,716</b>
Average cost of crash casualty		\$95,999

Crash Casualties



Crash Costs

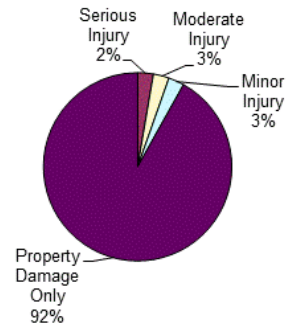


Costs of Older Driver Crashes in Cheboygan County (2021 dollars)						
	Fatal	Serious Injury	Moderate Injury	Minor Injury	Property Damage Only	Total
Medical Care	\$16,960	\$123,210	\$180,132	\$100,998	\$83,283	\$504,583
Work Loss	\$1,307,051	\$213,327	\$342,992	\$188,244	\$156,555	\$2,208,169
Public Services	\$1,090	\$1,017	\$3,230	\$2,502	\$11,502	\$19,341
Adjudication	\$129,629	\$45,048	\$70,040	\$38,646	\$28,968	\$312,331
Insurance Administration	\$34,287	\$39,840	\$88,485	\$55,872	\$109,482	\$327,966
Congestion & Environmental	\$7,332	\$5,415	\$30,260	\$31,986	\$379,992	\$454,985
Property Damage & Loss	\$15,608	\$39,045	\$163,931	\$137,592	\$611,736	\$967,912
<b>Subtotal (Monetary Cost)</b>	<b>\$1,511,957</b>	<b>\$466,902</b>	<b>\$879,070</b>	<b>\$555,840</b>	<b>\$1,381,518</b>	<b>\$4,795,287</b>
Quality of Life	\$8,882,626	\$2,476,752	\$4,107,438	\$2,251,386	\$1,678,227	\$19,396,429
<b>Total (Comprehensive Cost)</b>	<b>\$10,394,583</b>	<b>\$2,943,654</b>	<b>\$4,986,508</b>	<b>\$2,807,226</b>	<b>\$3,059,745</b>	<b>\$24,191,716</b>

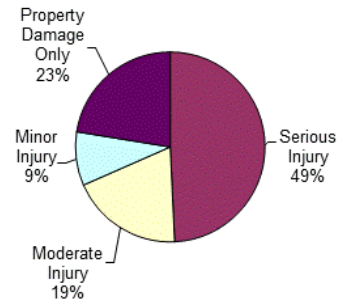
# Cheboygan County Medium/Large Truck Crashes

Crash Casualty Severity	Crash Casualties	Crash Costs
Fatal	0	\$0
Serious Injury	1	\$873,140
Moderate Injury	1	\$339,744
Minor Injury	1	\$161,984
Property Damage Only	34	\$397,630
<b>Total</b>	<b>37</b>	<b>\$1,772,498</b>
Average cost of crash casualty		\$47,905

Crash Casualties



Crash Costs



Costs of Medium/Large Truck Crashes in Cheboygan County (2021 dollars)						
	Fatal	Serious Injury	Moderate Injury	Minor Injury	Property Damage Only	Total
Medical Care	\$0	\$40,481	\$17,265	\$7,917	\$12,342	\$78,005
Work Loss	\$0	\$125,394	\$53,378	\$22,832	\$99,042	\$300,646
Public Services	\$0	\$321	\$175	\$192	\$1,598	\$2,286
Adjudication	\$0	\$14,511	\$2,834	\$1,502	\$5,406	\$24,253
Insurance Administration	\$0	\$11,399	\$3,650	\$2,230	\$18,632	\$35,911
Congestion & Environmental	\$0	\$1,867	\$1,835	\$1,837	\$62,798	\$68,337
Property Damage & Loss	\$0	\$10,723	\$8,213	\$6,255	\$97,920	\$123,111
<b>Subtotal (Monetary Cost)</b>	<b>\$0</b>	<b>\$204,696</b>	<b>\$87,350</b>	<b>\$42,765</b>	<b>\$297,738</b>	<b>\$632,549</b>
Quality of Life	\$0	\$668,444	\$252,394	\$119,219	\$99,892	\$1,139,949
<b>Total (Comprehensive Cost)</b>	<b>\$0</b>	<b>\$873,140</b>	<b>\$339,744</b>	<b>\$161,984</b>	<b>\$397,630</b>	<b>\$1,772,498</b>

# Cheboygan County Motorcycle Crashes

Injury Severity	Motorcyclist Crash Victims	Motorcyclist Victim Costs
Fatal	2	\$21,458,136
Serious Injury	5	\$4,857,355
Moderate Injury	8	\$2,130,432
Minor Injury	5	\$1,168,095
Property Damage Only	1	\$50,262
<b>Total</b>	<b>21</b>	<b>\$29,664,280</b>
Average cost of crash casualty		\$1,412,585

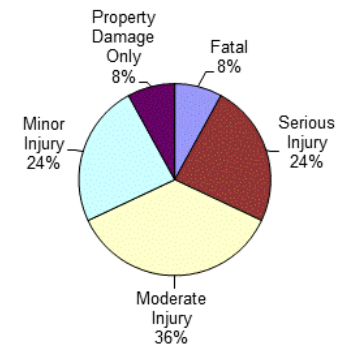
Injury Severity	Non-motorcyclist Crash Victims	Non-motorcyclist Victim Costs
Fatal	0	\$0
Serious Injury	1	\$935,744
Moderate Injury	1	\$194,433
Minor Injury	1	\$100,690
Property Damage Only	1	\$5,937
<b>Total</b>	<b>4</b>	<b>\$1,236,804</b>
Average cost of crash casualty		\$309,201

Motorcyclist Victim Costs in Motorcycle Crashes in Cheboygan County (2021 dollars)						
	Fatal	Serious Injury	Moderate Injury	Minor Injury	Property Damage Only	Total
Medical Care	\$39,360	\$202,410	\$75,912	\$41,550	\$1,554	\$360,786
Work Loss	\$2,955,754	\$366,395	\$153,456	\$84,005	\$3,181	\$3,562,791
Public Services	\$2,180	\$1,695	\$1,544	\$925	\$85	\$6,429
Adjudication	\$259,258	\$76,330	\$30,840	\$16,890	\$633	\$383,951
Insurance Administration	\$64,976	\$64,435	\$39,144	\$22,165	\$1,394	\$192,114
Congestion & Environmental	\$14,664	\$6,840	\$10,624	\$6,640	\$1,331	\$40,099
Property Damage & Loss	\$44,606	\$59,740	\$76,224	\$46,340	\$5,691	\$232,601
<b>Subtotal (Monetary Cost)</b>	<b>\$3,380,798</b>	<b>\$777,845</b>	<b>\$387,744</b>	<b>\$218,515</b>	<b>\$13,869</b>	<b>\$4,778,771</b>
Quality of Life	\$18,077,338	\$4,079,510	\$1,742,688	\$949,580	\$36,393	\$24,885,509
<b>Total (Comprehensive Cost)</b>	<b>\$21,458,136</b>	<b>\$4,857,355</b>	<b>\$2,130,432</b>	<b>\$1,168,095</b>	<b>\$50,262</b>	<b>\$29,664,280</b>

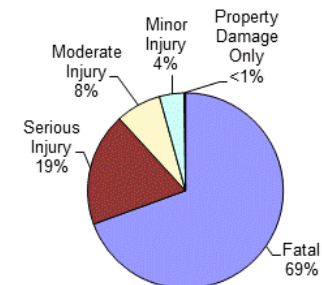
Non-motorcyclist Victim Costs in Motorcycle Crashes in Cheboygan County (2021 dollars)						
	Fatal	Serious Injury	Moderate Injury	Minor Injury	Property Damage Only	Total
Medical Care	\$0	\$40,079	\$7,041	\$3,606	\$0	\$50,726
Work Loss	\$0	\$68,980	\$13,160	\$6,489	\$123	\$88,752
Public Services	\$0	\$333	\$168	\$120	\$25	\$646
Adjudication	\$0	\$14,604	\$2,706	\$1,346	\$0	\$18,656
Insurance Administration	\$0	\$12,469	\$3,867	\$2,277	\$434	\$19,047
Congestion & Environmental	\$0	\$1,805	\$1,774	\$1,776	\$1,787	\$7,142
Property Damage & Loss	\$0	\$12,432	\$9,302	\$6,971	\$3,568	\$32,273
<b>Subtotal (Monetary Cost)</b>	<b>\$0</b>	<b>\$150,702</b>	<b>\$38,018</b>	<b>\$22,585</b>	<b>\$5,937</b>	<b>\$217,242</b>
Quality of Life	\$0	\$785,042	\$156,415	\$78,105	\$0	\$1,019,562
<b>Total (Comprehensive Cost)</b>	<b>\$0</b>	<b>\$935,744</b>	<b>\$194,433</b>	<b>\$100,690</b>	<b>\$5,937</b>	<b>\$1,236,804</b>

Costs of Motorcycle Crashes in Cheboygan County (2021 dollars)						
	Fatal	Serious Injury	Moderate Injury	Minor Injury	Property Damage Only	Total
Medical Care	\$39,360	\$242,489	\$82,953	\$45,156	\$1,554	\$411,512
Work Loss	\$2,955,754	\$435,375	\$166,616	\$90,494	\$3,304	\$3,651,543
Public Services	\$2,180	\$2,028	\$1,712	\$1,045	\$110	\$7,075
Adjudication	\$259,258	\$90,934	\$33,546	\$18,236	\$633	\$402,607
Insurance Administration	\$64,976	\$76,904	\$43,011	\$24,442	\$1,828	\$211,161
Congestion & Environmental	\$14,664	\$8,645	\$12,398	\$8,416	\$3,118	\$47,241
Property Damage & Loss	\$44,606	\$72,172	\$85,526	\$53,311	\$9,259	\$264,874
<b>Subtotal (Monetary Cost)</b>	<b>\$3,380,798</b>	<b>\$928,547</b>	<b>\$425,762</b>	<b>\$241,100</b>	<b>\$19,806</b>	<b>\$4,996,013</b>
Quality of Life	\$18,077,338	\$4,864,552	\$1,899,103	\$1,027,685	\$36,393	\$25,905,071
<b>Total (Comprehensive Cost)</b>	<b>\$21,458,136</b>	<b>\$5,793,099</b>	<b>\$2,324,865</b>	<b>\$1,268,785</b>	<b>\$56,199</b>	<b>\$30,901,084</b>

Crash Casualties



Crash Costs



# Cheboygan County Bicycle Crashes

Injury Severity	Bicyclist Crash Victims	Bicyclist Victim Costs
Fatal	0	\$0
Serious Injury	0	\$0
Moderate Injury	1	\$198,046
Minor Injury	2	\$253,784
Property Damage Only	0	\$0
<b>Total</b>	<b>3</b>	<b>\$451,830</b>
Average cost of crash casualty	\$150,610	

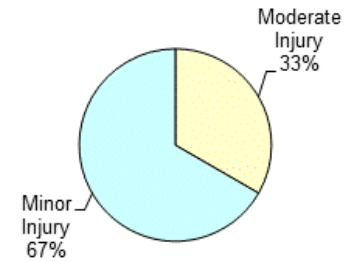
Injury Severity	Non-bicyclist Crash Victims	Non-bicyclist Victim Costs
Fatal	0	\$0
Serious Injury	0	\$0
Moderate Injury	0	\$0
Minor Injury	0	\$0
Property Damage Only	0	\$0
<b>Total</b>	<b>0</b>	<b>\$0</b>
Average cost of crash casualty	\$0	

Bicyclist Victim Costs in Bicycle Crashes in Cheboygan County (2021 dollars)						
	Fatal	Serious Injury	Moderate Injury	Minor Injury	Property Damage Only	Total
Medical Care	\$0	\$0	\$6,899	\$8,544	\$0	\$15,443
Work Loss	\$0	\$0	\$14,235	\$16,702	\$0	\$30,937
Public Services	\$0	\$0	\$180	\$310	\$0	\$490
Adjudication	\$0	\$0	\$2,832	\$3,384	\$0	\$6,216
Insurance Administration	\$0	\$0	\$3,924	\$4,874	\$0	\$8,798
Congestion & Environmental	\$0	\$0	\$1,316	\$2,516	\$0	\$3,832
Property Damage & Loss	\$0	\$0	\$248	\$476	\$0	\$724
Subtotal (Monetary Cost)	\$0	\$0	\$29,634	\$36,806	\$0	\$66,440
Quality of Life	\$0	\$0	\$168,412	\$216,978	\$0	\$385,390
<b>Total (Comprehensive Cost)</b>	<b>\$0</b>	<b>\$0</b>	<b>\$198,046</b>	<b>\$253,784</b>	<b>\$0</b>	<b>\$451,830</b>

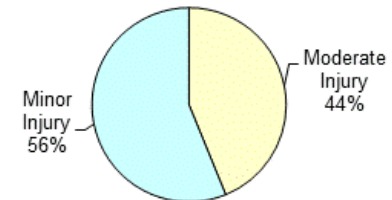
Non-bicyclist Victim Costs in Bicycle Crashes in Cheboygan County (2021 dollars)						
	Fatal	Serious Injury	Moderate Injury	Minor Injury	Property Damage Only	Total
Medical Care	\$0	\$0	\$0	\$0	\$0	\$0
Work Loss	\$0	\$0	\$0	\$0	\$0	\$0
Public Services	\$0	\$0	\$0	\$0	\$0	\$0
Adjudication	\$0	\$0	\$0	\$0	\$0	\$0
Insurance Administration	\$0	\$0	\$0	\$0	\$0	\$0
Congestion & Environmental	\$0	\$0	\$0	\$0	\$0	\$0
Property Damage & Loss	\$0	\$0	\$0	\$0	\$0	\$0
Subtotal (Monetary Cost)	\$0	\$0	\$0	\$0	\$0	\$0
Quality of Life	\$0	\$0	\$0	\$0	\$0	\$0
<b>Total (Comprehensive Cost)</b>	<b>\$0</b>	<b>\$0</b>	<b>\$0</b>	<b>\$0</b>	<b>\$0</b>	<b>\$0</b>

Costs of Bicycle Crashes in Cheboygan County (2021 dollars)						
	Fatal	Serious Injury	Moderate Injury	Minor Injury	Property Damage Only	Total
Medical Care	\$0	\$0	\$6,899	\$8,544	\$0	\$15,443
Work Loss	\$0	\$0	\$14,235	\$16,702	\$0	\$30,937
Public Services	\$0	\$0	\$180	\$310	\$0	\$490
Adjudication	\$0	\$0	\$2,832	\$3,384	\$0	\$6,216
Insurance Administration	\$0	\$0	\$3,924	\$4,874	\$0	\$8,798
Congestion & Environmental	\$0	\$0	\$1,316	\$2,516	\$0	\$3,832
Property Damage & Loss	\$0	\$0	\$248	\$476	\$0	\$724
Subtotal (Monetary Cost)	\$0	\$0	\$29,634	\$36,806	\$0	\$66,440
Quality of Life	\$0	\$0	\$168,412	\$216,978	\$0	\$385,390
<b>Total (Comprehensive Cost)</b>	<b>\$0</b>	<b>\$0</b>	<b>\$198,046</b>	<b>\$253,784</b>	<b>\$0</b>	<b>\$451,830</b>

Crash Casualties



Crash Costs



# Cheboygan County Pedestrian Crashes

Injury Severity	Pedestrian Crash Victims	Pedestrian Victim Costs
Fatal	0	\$0
Serious Injury	0	\$0
Moderate Injury	0	\$0
Minor Injury	0	\$0
Property Damage Only	0	\$0
Total	0	\$0
Average cost of crash casualty	\$0	

Injury Severity	Non-pedestrian Crash Victims	Non-pedestrian Victim Costs
Fatal	0	\$0
Serious Injury	0	\$0
Moderate Injury	0	\$0
Minor Injury	0	\$0
Property Damage Only	0	\$0
Total	0	\$0
Average cost of crash casualty	\$0	

Pedestrian Victim Costs in Pedestrian Crashes in Cheboygan County (2021 dollars)						
	Fatal	Serious Injury	Moderate Injury	Minor Injury	Property Damage Only	Total
Medical Care	\$0	\$0	\$0	\$0	\$0	\$0
Work Loss	\$0	\$0	\$0	\$0	\$0	\$0
Public Services	\$0	\$0	\$0	\$0	\$0	\$0
Adjudication	\$0	\$0	\$0	\$0	\$0	\$0
Insurance Administration	\$0	\$0	\$0	\$0	\$0	\$0
Congestion & Environmental	\$0	\$0	\$0	\$0	\$0	\$0
Subtotal (Monetary Cost)	\$0	\$0	\$0	\$0	\$0	\$0
Quality of Life	\$0	\$0	\$0	\$0	\$0	\$0
<b>Total (Comprehensive Cost)</b>	<b>\$0</b>	<b>\$0</b>	<b>\$0</b>	<b>\$0</b>	<b>\$0</b>	<b>\$0</b>

Non-pedestrian Victim in Pedestrian Crashes in Cheboygan County (2021 dollars)						
	Fatal	Serious Injury	Moderate Injury	Minor Injury	Property Damage Only	Total
Medical Care	\$0	\$0	\$0	\$0	\$0	\$0
Work Loss	\$0	\$0	\$0	\$0	\$0	\$0
Public Services	\$0	\$0	\$0	\$0	\$0	\$0
Adjudication	\$0	\$0	\$0	\$0	\$0	\$0
Insurance Administration	\$0	\$0	\$0	\$0	\$0	\$0
Congestion & Environmental	\$0	\$0	\$0	\$0	\$0	\$0
Subtotal (Monetary Cost)	\$0	\$0	\$0	\$0	\$0	\$0
Quality of Life	\$0	\$0	\$0	\$0	\$0	\$0
<b>Total (Comprehensive Cost)</b>	<b>\$0</b>	<b>\$0</b>	<b>\$0</b>	<b>\$0</b>	<b>\$0</b>	<b>\$0</b>

Costs of Pedestrian Crashes in Cheboygan County (2021 dollars)						
	Fatal	Serious Injury	Moderate Injury	Minor Injury	Property Damage Only	Total
Medical Care	\$0	\$0	\$0	\$0	\$0	\$0
Work Loss	\$0	\$0	\$0	\$0	\$0	\$0
Public Services	\$0	\$0	\$0	\$0	\$0	\$0
Adjudication	\$0	\$0	\$0	\$0	\$0	\$0
Insurance Administration	\$0	\$0	\$0	\$0	\$0	\$0
Congestion & Environmental	\$0	\$0	\$0	\$0	\$0	\$0
Subtotal (Monetary Cost)	\$0	\$0	\$0	\$0	\$0	\$0
Quality of Life	\$0	\$0	\$0	\$0	\$0	\$0
<b>Total (Comprehensive Cost)</b>	<b>\$0</b>	<b>\$0</b>	<b>\$0</b>	<b>\$0</b>	<b>\$0</b>	<b>\$0</b>

Crash Casualties

No Pedestrian Crashes

Crash Costs

Pedestrian Crash Costs  
= \$0

# Chippewa County Traffic Crashes and Crime

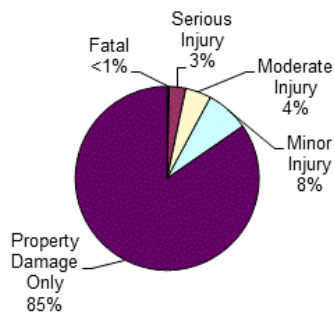
Crash Casualty Severity	Crash Casualties	Crash Costs
Fatal	4	\$41,578,332
Serious Injury	34	\$31,815,296
Moderate Injury	53	\$10,304,949
Minor Injury	88	\$8,860,720
Property Damage Only	984	\$8,805,816
<b>Total</b>	<b>1,163</b>	<b>\$101,365,113</b>
Average cost of crash casualty		\$87,158

Index Crime Category	Number of Crimes	Crime Costs
Murder	2	\$19,818,778
Rape	24	\$13,572,072
Aggravated Assault	36	\$1,675,728
Robbery	0	\$0
Larceny	152	\$650,712
Burglary	22	\$93,742
Motor Vehicle Theft	6	\$61,806
<b>Total</b>	<b>242</b>	<b>\$35,872,838</b>
Average cost of index crime		\$148,235

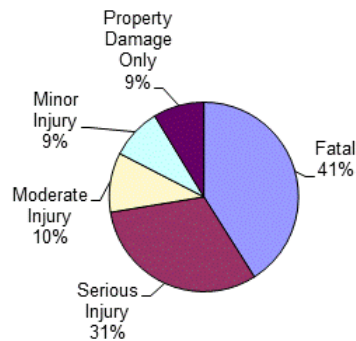
Costs of Crashes in Chippewa County (2021 dollars)						
	Fatal	Serious Injury	Moderate Injury	Minor Injury	Property Damage Only	Total
Medical Care	\$67,840	\$1,362,686	\$373,173	\$317,328	\$181,056	\$2,302,083
Work Loss	\$5,228,204	\$2,345,320	\$697,480	\$571,032	\$398,520	\$9,240,556
Public Services	\$4,360	\$11,322	\$8,904	\$10,560	\$47,232	\$82,378
Adjudication & Sanctioning	\$518,516	\$496,536	\$143,418	\$118,448	\$62,976	\$1,339,894
Insurance Administration	\$137,148	\$423,946	\$204,951	\$200,376	\$375,888	\$1,342,309
Congestion & Environmental	\$29,328	\$61,370	\$94,022	\$156,288	\$1,756,440	\$2,097,448
Property Damage & Loss	\$62,432	\$422,688	\$493,006	\$613,448	\$2,427,528	\$4,019,102
Subtotal (Monetary Cost)	\$6,047,828	\$5,123,868	\$2,014,954	\$1,987,480	\$5,249,640	\$20,423,770
Quality of Life	\$35,530,504	\$26,691,428	\$8,289,995	\$6,873,240	\$3,556,176	\$80,941,343
<b>Total (Comprehensive Cost)</b>	<b>\$41,578,332</b>	<b>\$31,815,296</b>	<b>\$10,304,949</b>	<b>\$8,860,720</b>	<b>\$8,805,816</b>	<b>\$101,365,113</b>

Costs of Index Crimes in Chippewa County (2021 dollars)								
	Murder	Rape	Aggravated Assault	Robbery	Larceny	Burglary	Motor Vehicle Theft	Total
Medical Care	\$25,786	\$80,976	\$76,140	\$0	\$0	\$0	\$0	\$182,902
Mental Health	\$24,250	\$158,040	\$14,688	\$0	\$0	\$0	\$0	\$196,978
Work Loss	\$2,320,516	\$171,048	\$81,936	\$0	\$4,712	\$858	\$702	\$2,579,772
Public Services	\$209,570	\$18,264	\$87,804	\$0	\$80,104	\$7,964	\$2,730	\$406,436
Adjudication & Sanctioning	\$978,092	\$1,085,712	\$215,820	\$0	\$394,440	\$16,962	\$11,940	\$2,702,966
Property Damage & Loss	\$422	\$4,536	\$3,024	\$0	\$171,456	\$67,958	\$46,434	\$293,830
Subtotal (Monetary Cost)	\$3,558,636	\$1,518,576	\$479,412	\$0	\$650,712	\$93,742	\$61,806	\$6,362,884
Quality of Life	\$16,260,142	\$12,053,496	\$1,196,316	\$0	\$0	\$0	\$0	\$29,509,954
<b>Total (Comprehensive Costs)</b>	<b>\$19,818,778</b>	<b>\$13,572,072</b>	<b>\$1,675,728</b>	<b>\$0</b>	<b>\$650,712</b>	<b>\$93,742</b>	<b>\$61,806</b>	<b>\$35,872,838</b>

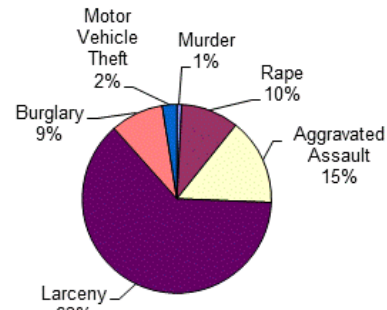
Crash Casualties



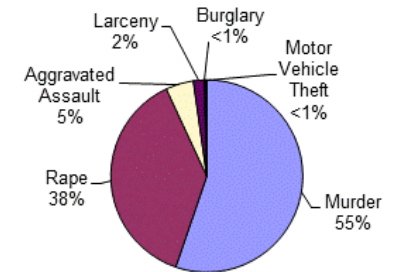
Crash Costs



Index Crimes



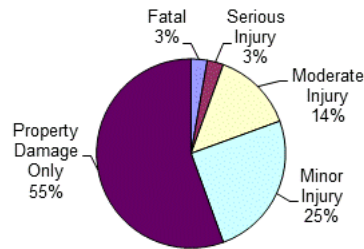
Index Crime Costs



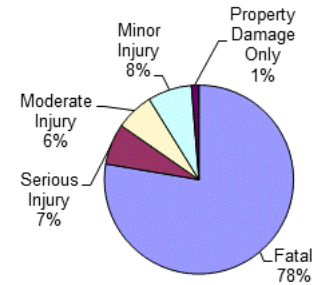
# Chippewa County Alcohol-Involved Crashes

Crash Casualty Severity	Crash Casualties	Crash Costs
Fatal	1	\$11,509,950
Serious Injury	1	\$1,041,874
Moderate Injury	5	\$964,147
Minor Injury	9	\$1,116,513
Property Damage Only	20	\$189,480
<b>Total</b>	<b>36</b>	<b>\$14,821,964</b>
Average cost of crash casualty		\$411,721

Crash Casualties



Crash Costs

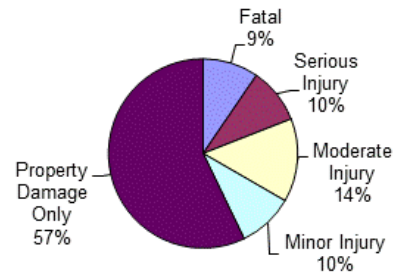


Costs of Alcohol-Involved Crashes in Chippewa County (2021 dollars)						
	Fatal	Serious Injury	Moderate Injury	Minor Injury	Property Damage Only	Total
Medical Care	\$16,960	\$44,644	\$32,730	\$38,844	\$4,200	\$137,378
Work Loss	\$1,564,761	\$74,999	\$61,695	\$68,823	\$8,740	\$1,779,018
Public Services	\$1,090	\$343	\$830	\$1,161	\$980	\$4,404
Adjudication & Sanctioning	\$129,629	\$16,600	\$13,745	\$15,345	\$1,640	\$176,959
Insurance Administration	\$34,287	\$13,721	\$21,730	\$26,838	\$8,700	\$105,276
Congestion & Environmental	\$7,332	\$1,807	\$15,957	\$35,460	\$35,700	\$96,256
Property Damage & Loss	\$15,608	\$12,600	\$47,030	\$70,146	\$51,000	\$196,384
<b>Subtotal (Monetary Cost)</b>	<b>\$1,769,667</b>	<b>\$164,714</b>	<b>\$193,717</b>	<b>\$256,617</b>	<b>\$110,960</b>	<b>\$2,495,675</b>
Quality of Life	\$9,740,283	\$877,160	\$770,430	\$859,896	\$78,520	\$12,326,289
<b>Total (Comprehensive Cost)</b>	<b>\$11,509,950</b>	<b>\$1,041,874</b>	<b>\$964,147</b>	<b>\$1,116,513</b>	<b>\$189,480</b>	<b>\$14,821,964</b>

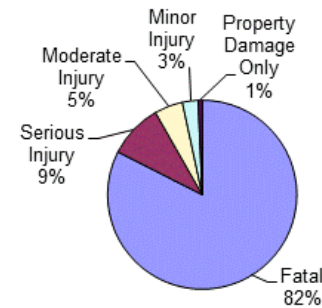
# Chippewa County Drug-Involved Crashes

Crash Casualty Severity	Crash Casualties	Crash Costs
Fatal	2	\$23,019,900
Serious Injury	2	\$2,595,644
Moderate Injury	3	\$1,352,361
Minor Injury	2	\$750,474
Property Damage Only	12	\$190,524
<b>Total</b>	<b>21</b>	<b>\$27,908,903</b>
Average cost of crash casualty	\$1,328,995	

Crash Casualties



Crash Costs



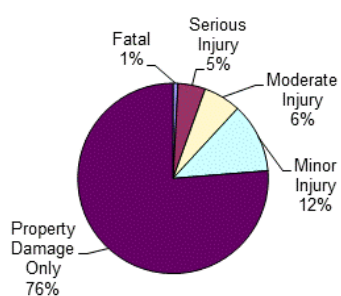
Costs of Drug-Involved Crashes in Chippewa County (2021 dollars)						
	Fatal	Serious Injury	Moderate Injury	Minor Injury	Property Damage Only	Total
Medical Care	\$33,920	\$108,532	\$49,428	\$27,318	\$5,004	\$224,202
Work Loss	\$3,129,522	\$184,918	\$94,518	\$51,256	\$10,344	\$3,470,558
Public Services	\$2,180	\$776	\$675	\$388	\$636	\$4,655
Adjudication & Sanctioning	\$259,258	\$40,458	\$20,244	\$11,078	\$2,112	\$333,150
Insurance Administration	\$68,574	\$33,884	\$23,322	\$12,974	\$6,756	\$145,510
Congestion & Environmental	\$14,664	\$3,632	\$5,352	\$3,570	\$21,420	\$48,638
Property Damage & Loss	\$31,216	\$27,216	\$31,875	\$18,404	\$32,604	\$141,315
<b>Subtotal (Monetary Cost)</b>	<b>\$3,539,334</b>	<b>\$399,416</b>	<b>\$225,414</b>	<b>\$124,988</b>	<b>\$78,876</b>	<b>\$4,368,028</b>
Quality of Life	\$19,480,566	\$2,196,228	\$1,126,947	\$625,486	\$111,648	\$23,540,875
<b>Total (Comprehensive Cost)</b>	<b>\$23,019,900</b>	<b>\$2,595,644</b>	<b>\$1,352,361</b>	<b>\$750,474</b>	<b>\$190,524</b>	<b>\$27,908,903</b>



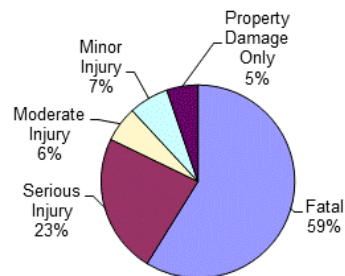
# Chippewa County Young Driver Crashes (<21)

Crash Casualty Severity	Crash Casualties	Crash Costs
Fatal	2	\$20,789,166
Serious Injury	11	\$8,263,497
Moderate Injury	15	\$2,093,715
Minor Injury	28	\$2,362,472
Property Damage Only	180	\$1,839,420
<b>Total</b>	<b>236</b>	<b>\$35,348,270</b>
Average cost of crash casualty		\$149,781

Crash Casualties



Crash Costs

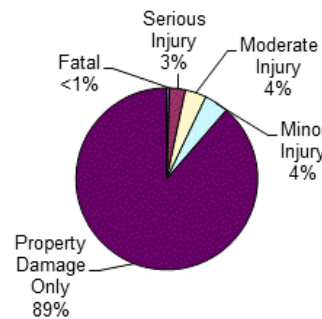


Costs of Young Driver Crashes in Chippewa County (2021 dollars)						
	Fatal	Serious Injury	Moderate Injury	Minor Injury	Property Damage Only	Total
Medical Care	\$33,920	\$348,656	\$72,120	\$87,724	\$42,120	\$584,540
Work Loss	\$2,614,102	\$594,077	\$138,510	\$154,868	\$85,320	\$3,586,877
Public Services	\$2,180	\$3,256	\$2,385	\$3,388	\$9,180	\$20,389
Adjudication	\$259,258	\$126,269	\$28,245	\$32,368	\$14,400	\$460,540
Insurance Administration	\$68,574	\$113,388	\$47,730	\$58,548	\$77,220	\$365,460
Congestion & Environmental	\$14,664	\$19,789	\$26,595	\$49,644	\$321,300	\$431,992
Property Damage & Loss	\$31,216	\$128,381	\$136,155	\$202,888	\$479,880	\$978,520
<b>Subtotal (Monetary Cost)</b>	<b>\$3,023,914</b>	<b>\$1,333,816</b>	<b>\$451,740</b>	<b>\$589,428</b>	<b>\$1,029,420</b>	<b>\$6,428,318</b>
Quality of Life	\$17,765,252	\$6,929,681	\$1,641,975	\$1,773,044	\$810,000	\$28,919,952
<b>Total (Comprehensive Cost)</b>	<b>\$20,789,166</b>	<b>\$8,263,497</b>	<b>\$2,093,715</b>	<b>\$2,362,472</b>	<b>\$1,839,420</b>	<b>\$35,348,270</b>

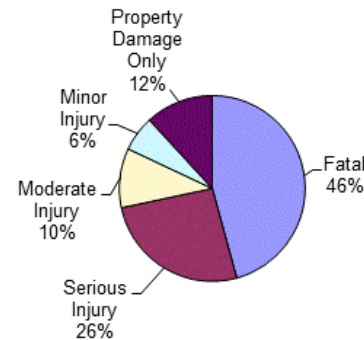
# Chippewa County Older Driver Crashes (65+)

Crash Casualty Severity	Crash Casualties	Crash Costs
Fatal	1	\$10,394,583
Serious Injury	6	\$5,887,308
Moderate Injury	8	\$2,346,592
Minor Injury	9	\$1,403,613
Property Damage Only	187	\$2,686,255
<b>Total</b>	<b>211</b>	<b>\$22,718,351</b>
Average cost of crash casualty		\$107,670

Crash Casualties



Crash Costs



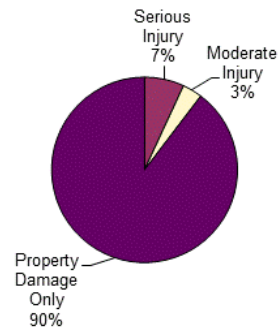
Costs of Older Driver Crashes in Chippewa County (2021 dollars)

	Fatal	Serious Injury	Moderate Injury	Minor Injury	Property Damage Only	Total
Medical Care	\$16,960	\$246,420	\$84,768	\$50,499	\$73,117	\$471,764
Work Loss	\$1,307,051	\$426,654	\$161,408	\$94,122	\$137,445	\$2,126,680
Public Services	\$1,090	\$2,034	\$1,520	\$1,251	\$10,098	\$15,993
Adjudication	\$129,629	\$90,096	\$32,960	\$19,323	\$25,432	\$297,440
Insurance Administration	\$34,287	\$79,680	\$41,640	\$27,936	\$96,118	\$279,661
Congestion & Environmental	\$7,332	\$10,830	\$14,240	\$15,993	\$333,608	\$382,003
Property Damage & Loss	\$15,608	\$78,090	\$77,144	\$68,796	\$537,064	\$776,702
<b>Subtotal (Monetary Cost)</b>	<b>\$1,511,957</b>	<b>\$933,804</b>	<b>\$413,680</b>	<b>\$277,920</b>	<b>\$1,212,882</b>	<b>\$4,350,243</b>
Quality of Life	\$8,882,626	\$4,953,504	\$1,932,912	\$1,125,693	\$1,473,373	\$18,368,108
<b>Total (Comprehensive Cost)</b>	<b>\$10,394,583</b>	<b>\$5,887,308</b>	<b>\$2,346,592</b>	<b>\$1,403,613</b>	<b>\$2,686,255</b>	<b>\$22,718,351</b>

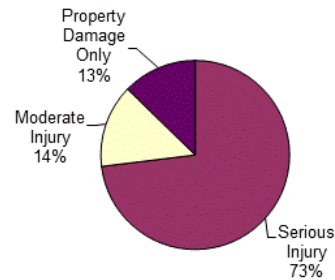
# Chippewa County Medium/Large Truck Crashes

Crash Casualty Severity	Crash Casualties	Crash Costs
Fatal	0	\$0
Serious Injury	2	\$1,746,280
Moderate Injury	1	\$339,744
Minor Injury	0	\$0
Property Damage Only	26	\$304,070
<b>Total</b>	<b>29</b>	<b>\$2,390,094</b>
Average cost of crash casualty		\$82,417

Crash Casualties



Crash Costs



Costs of Medium/Large Truck Crashes in Chippewa County (2021 dollars)						
	Fatal	Serious Injury	Moderate Injury	Minor Injury	Property Damage Only	Total
Medical Care	\$0	\$80,962	\$17,265	\$0	\$9,438	\$107,665
Work Loss	\$0	\$250,788	\$53,378	\$0	\$75,738	\$379,904
Public Services	\$0	\$642	\$175	\$0	\$1,222	\$2,039
Adjudication	\$0	\$29,022	\$2,834	\$0	\$4,134	\$35,990
Insurance Administration	\$0	\$22,798	\$3,650	\$0	\$14,248	\$40,696
Congestion & Environmental	\$0	\$3,734	\$1,835	\$0	\$48,022	\$53,591
Property Damage & Loss	\$0	\$21,446	\$8,213	\$0	\$74,880	\$104,539
<b>Subtotal (Monetary Cost)</b>	<b>\$0</b>	<b>\$409,392</b>	<b>\$87,350</b>	<b>\$0</b>	<b>\$227,682</b>	<b>\$724,424</b>
Quality of Life	\$0	\$1,336,888	\$252,394	\$0	\$76,388	\$1,665,670
<b>Total (Comprehensive Cost)</b>	<b>\$0</b>	<b>\$1,746,280</b>	<b>\$339,744</b>	<b>\$0</b>	<b>\$304,070</b>	<b>\$2,390,094</b>

# Chippewa County Motorcycle Crashes

Injury Severity	Motorcyclist Crash Victims	Motorcyclist Victim Costs
Fatal	0	\$0
Serious Injury	7	\$6,800,297
Moderate Injury	5	\$1,331,520
Minor Injury	3	\$700,857
Property Damage Only	3	\$150,786
<b>Total</b>	<b>18</b>	<b>\$8,983,460</b>
Average cost of crash casualty		\$499,081

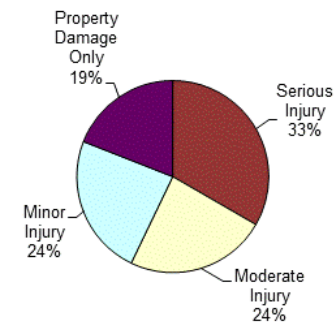
Injury Severity	Non-motorcyclist Crash Victims	Non-motorcyclist Victim Costs
Fatal	0	\$0
Serious Injury	0	\$0
Moderate Injury	0	\$0
Minor Injury	2	\$201,380
Property Damage Only	1	\$5,937
<b>Total</b>	<b>3</b>	<b>\$207,317</b>
Average cost of crash casualty		\$69,106

Motorcyclist Victim Costs in Motorcycle Crashes in Chippewa County (2021 dollars)						
	Fatal	Serious Injury	Moderate Injury	Minor Injury	Property Damage Only	Total
Medical Care	\$0	\$283,374	\$47,445	\$24,930	\$4,662	\$360,411
Work Loss	\$0	\$512,953	\$95,910	\$50,403	\$9,543	\$668,809
Public Services	\$0	\$2,373	\$965	\$555	\$255	\$4,148
Adjudication	\$0	\$106,862	\$19,275	\$10,134	\$1,899	\$138,170
Insurance Administration	\$0	\$90,209	\$24,465	\$13,299	\$4,182	\$132,155
Congestion & Environmental	\$0	\$9,576	\$6,640	\$3,984	\$3,993	\$24,193
Property Damage & Loss	\$0	\$83,636	\$47,640	\$27,804	\$17,073	\$176,153
Subtotal (Monetary Cost)	\$0	\$1,088,983	\$242,340	\$131,109	\$41,607	\$1,504,039
Quality of Life	\$0	\$5,711,314	\$1,089,180	\$569,748	\$109,179	\$7,479,421
<b>Total (Comprehensive Cost)</b>	<b>\$0</b>	<b>\$6,800,297</b>	<b>\$1,331,520</b>	<b>\$700,857</b>	<b>\$150,786</b>	<b>\$8,983,460</b>

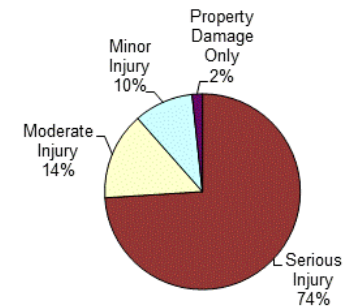
Non-motorcyclist Victim Costs in Motorcycle Crashes in Chippewa County (2021 dollars)						
	Fatal	Serious Injury	Moderate Injury	Minor Injury	Property Damage Only	Total
Medical Care	\$0	\$0	\$0	\$7,212	\$0	\$7,212
Work Loss	\$0	\$0	\$0	\$12,978	\$123	\$13,101
Public Services	\$0	\$0	\$0	\$240	\$25	\$265
Adjudication	\$0	\$0	\$0	\$2,692	\$0	\$2,692
Insurance Administration	\$0	\$0	\$0	\$4,554	\$434	\$4,988
Congestion & Environmental	\$0	\$0	\$0	\$3,552	\$1,787	\$5,339
Property Damage & Loss	\$0	\$0	\$0	\$13,942	\$3,568	\$17,510
Subtotal (Monetary Cost)	\$0	\$0	\$0	\$45,170	\$5,937	\$51,107
Quality of Life	\$0	\$0	\$0	\$156,210	\$0	\$156,210
<b>Total (Comprehensive Cost)</b>	<b>\$0</b>	<b>\$0</b>	<b>\$0</b>	<b>\$201,380</b>	<b>\$5,937</b>	<b>\$207,317</b>

Costs of Motorcycle Crashes in Chippewa County (2021 dollars)						
	Fatal	Serious Injury	Moderate Injury	Minor Injury	Property Damage Only	Total
Medical Care	\$0	\$283,374	\$47,445	\$32,142	\$4,662	\$367,623
Work Loss	\$0	\$512,953	\$95,910	\$63,381	\$9,666	\$681,910
Public Services	\$0	\$2,373	\$965	\$795	\$280	\$4,413
Adjudication	\$0	\$106,862	\$19,275	\$12,826	\$1,899	\$140,862
Insurance Administration	\$0	\$90,209	\$24,465	\$17,853	\$4,616	\$137,143
Congestion & Environmental	\$0	\$9,576	\$6,640	\$7,536	\$5,780	\$29,532
Property Damage & Loss	\$0	\$83,636	\$47,640	\$41,746	\$20,641	\$193,663
Subtotal (Monetary Cost)	\$0	\$1,088,983	\$242,340	\$176,279	\$47,544	\$1,555,146
Quality of Life	\$0	\$5,711,314	\$1,089,180	\$725,958	\$109,179	\$7,635,631
<b>Total (Comprehensive Cost)</b>	<b>\$0</b>	<b>\$6,800,297</b>	<b>\$1,331,520</b>	<b>\$902,237</b>	<b>\$156,723</b>	<b>\$9,190,777</b>

Crash Casualties



Crash Costs



# Chippewa County Bicycle Crashes

Injury Severity	Bicyclist Crash Victims	Bicyclist Victim Costs
Fatal	0	\$0
Serious Injury	0	\$0
Moderate Injury	2	\$396,092
Minor Injury	1	\$126,892
Property Damage Only	2	\$27,352
<b>Total</b>	<b>5</b>	<b>\$550,336</b>
Average cost of crash casualty	\$110,067	

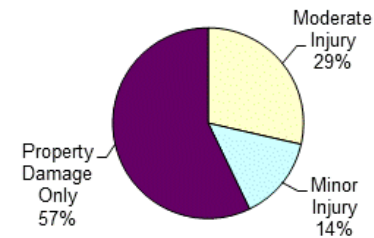
Injury Severity	Non-bicyclist Crash Victims	Non-bicyclist Victim Costs
Fatal	0	\$0
Serious Injury	0	\$0
Moderate Injury	0	\$0
Minor Injury	0	\$0
Property Damage Only	2	\$17,898
<b>Total</b>	<b>2</b>	<b>\$17,898</b>
Average cost of crash casualty	\$8,949	

Bicyclist Victim Costs in Bicycle Crashes in Chippewa County (2021 dollars)						
	Fatal	Serious Injury	Moderate Injury	Minor Injury	Property Damage Only	Total
Medical Care	\$0	\$0	\$13,798	\$4,272	\$928	\$18,998
Work Loss	\$0	\$0	\$28,470	\$8,351	\$1,658	\$38,479
Public Services	\$0	\$0	\$360	\$155	\$42	\$557
Adjudication	\$0	\$0	\$5,664	\$1,692	\$346	\$7,702
Insurance Administration	\$0	\$0	\$7,848	\$2,437	\$496	\$10,781
Congestion & Environmental	\$0	\$0	\$2,632	\$1,258	\$356	\$4,246
Property Damage & Loss	\$0	\$0	\$496	\$238	\$68	\$802
Subtotal (Monetary Cost)	\$0	\$0	\$59,268	\$18,403	\$3,894	\$81,565
Quality of Life	\$0	\$0	\$336,824	\$108,489	\$23,458	\$468,771
<b>Total (Comprehensive Cost)</b>	<b>\$0</b>	<b>\$0</b>	<b>\$396,092</b>	<b>\$126,892</b>	<b>\$27,352</b>	<b>\$550,336</b>

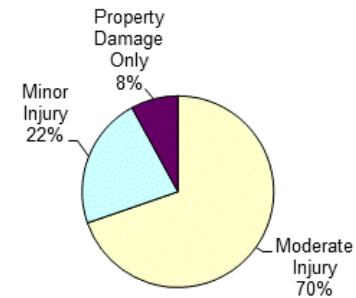
Non-bicyclist Victim Costs in Bicycle Crashes in Chippewa County (2021 dollars)						
	Fatal	Serious Injury	Moderate Injury	Minor Injury	Property Damage Only	Total
Medical Care	\$0	\$0	\$0	\$0	\$368	\$368
Work Loss	\$0	\$0	\$0	\$0	\$810	\$810
Public Services	\$0	\$0	\$0	\$0	\$96	\$96
Adjudication	\$0	\$0	\$0	\$0	\$128	\$128
Insurance Administration	\$0	\$0	\$0	\$0	\$764	\$764
Congestion & Environmental	\$0	\$0	\$0	\$0	\$3,570	\$3,570
Property Damage & Loss	\$0	\$0	\$0	\$0	\$4,934	\$4,934
Subtotal (Monetary Cost)	\$0	\$0	\$0	\$0	\$10,670	\$10,670
Quality of Life	\$0	\$0	\$0	\$0	\$7,228	\$7,228
<b>Total (Comprehensive Cost)</b>	<b>\$0</b>	<b>\$0</b>	<b>\$0</b>	<b>\$0</b>	<b>\$17,898</b>	<b>\$17,898</b>

Costs of Bicycle Crashes in Chippewa County (2021 dollars)						
	Fatal	Serious Injury	Moderate Injury	Minor Injury	Property Damage Only	Total
Medical Care	\$0	\$0	\$13,798	\$4,272	\$1,296	\$19,366
Work Loss	\$0	\$0	\$28,470	\$8,351	\$2,468	\$39,289
Public Services	\$0	\$0	\$360	\$155	\$138	\$653
Adjudication	\$0	\$0	\$5,664	\$1,692	\$474	\$7,830
Insurance Administration	\$0	\$0	\$7,848	\$2,437	\$1,260	\$11,545
Congestion & Environmental	\$0	\$0	\$2,632	\$1,258	\$3,926	\$7,816
Property Damage & Loss	\$0	\$0	\$496	\$238	\$5,002	\$5,736
Subtotal (Monetary Cost)	\$0	\$0	\$59,268	\$18,403	\$14,564	\$92,235
Quality of Life	\$0	\$0	\$336,824	\$108,489	\$30,686	\$475,999
<b>Total (Comprehensive Cost)</b>	<b>\$0</b>	<b>\$0</b>	<b>\$396,092</b>	<b>\$126,892</b>	<b>\$45,250</b>	<b>\$568,234</b>

Crash Casualties



Crash Costs



# Chippewa County Pedestrian Crashes

Injury Severity	Pedestrian Crash Victims	Pedestrian Victim Costs
Fatal	1	\$9,734,351
Serious Injury	0	\$0
Moderate Injury	1	\$246,610
Minor Injury	0	\$0
Property Damage Only	1	\$15,928
<b>Total</b>	<b>3</b>	<b>\$9,996,889</b>
Average cost of crash casualty	\$3,332,296	

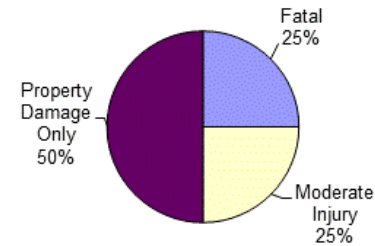
Injury Severity	Non-pedestrian Crash Victims	Non-pedestrian Victim Costs
Fatal	0	\$0
Serious Injury	0	\$0
Moderate Injury	0	\$0
Minor Injury	0	\$0
Property Damage Only	1	\$6,482
<b>Total</b>	<b>1</b>	<b>\$6,482</b>
Average cost of crash casualty	\$6,482	

Pedestrian Victim Costs in Pedestrian Crashes in Chippewa County (2021 dollars)						
	Fatal	Serious Injury	Moderate Injury	Minor Injury	Property Damage Only	Total
Medical Care	\$22,607	\$0	\$9,133	\$0	\$558	\$32,298
Work Loss	\$1,187,181	\$0	\$15,532	\$0	\$836	\$1,203,549
Public Services	\$1,090	\$0	\$180	\$0	\$21	\$1,291
Adjudication	\$129,629	\$0	\$3,312	\$0	\$187	\$133,128
Insurance Administration	\$48,594	\$0	\$4,514	\$0	\$261	\$53,369
Congestion & Environmental	\$7,332	\$0	\$1,316	\$0	\$178	\$8,826
Subtotal (Monetary Cost)	\$1,396,433	\$0	\$33,987	\$0	\$2,041	\$1,432,461
Quality of Life	\$8,337,918	\$0	\$212,623	\$0	\$13,887	\$8,564,428
<b>Total (Comprehensive Cost)</b>	<b>\$9,734,351</b>	<b>\$0</b>	<b>\$246,610</b>	<b>\$0</b>	<b>\$15,928</b>	<b>\$9,996,889</b>

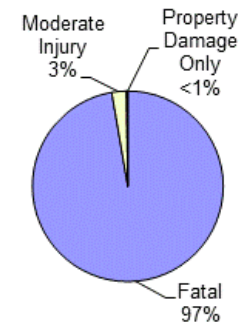
Non-pedestrian Victim in Pedestrian Crashes in Chippewa County (2021 dollars)						
	Fatal	Serious Injury	Moderate Injury	Minor Injury	Property Damage Only	Total
Medical Care	\$0	\$0	\$0	\$0	\$184	\$184
Work Loss	\$0	\$0	\$0	\$0	\$405	\$405
Public Services	\$0	\$0	\$0	\$0	\$48	\$48
Adjudication	\$0	\$0	\$0	\$0	\$64	\$64
Insurance Administration	\$0	\$0	\$0	\$0	\$382	\$382
Congestion & Environmental	\$0	\$0	\$0	\$0	\$1,785	\$1,785
Subtotal (Monetary Cost)	\$0	\$0	\$0	\$0	\$2,868	\$2,868
Quality of Life	\$0	\$0	\$0	\$0	\$3,614	\$3,614
<b>Total (Comprehensive Cost)</b>	<b>\$0</b>	<b>\$0</b>	<b>\$0</b>	<b>\$0</b>	<b>\$6,482</b>	<b>\$6,482</b>

Costs of Pedestrian Crashes in Chippewa County (2021 dollars)						
	Fatal	Serious Injury	Moderate Injury	Minor Injury	Property Damage Only	Total
Medical Care	\$22,607	\$0	\$9,133	\$0	\$742	\$32,482
Work Loss	\$1,187,181	\$0	\$15,532	\$0	\$1,241	\$1,203,954
Public Services	\$1,090	\$0	\$180	\$0	\$69	\$1,339
Adjudication	\$129,629	\$0	\$3,312	\$0	\$251	\$133,192
Insurance Administration	\$48,594	\$0	\$4,514	\$0	\$643	\$53,751
Congestion & Environmental	\$7,332	\$0	\$1,316	\$0	\$1,963	\$10,611
Subtotal (Monetary Cost)	\$1,396,433	\$0	\$33,987	\$0	\$4,909	\$1,435,329
Quality of Life	\$8,337,918	\$0	\$212,623	\$0	\$17,501	\$8,568,042
<b>Total (Comprehensive Cost)</b>	<b>\$9,734,351</b>	<b>\$0</b>	<b>\$246,610</b>	<b>\$0</b>	<b>\$22,410</b>	<b>\$10,003,371</b>

Crash Casualties



Crash Costs



# Clare County Traffic Crashes and Crime

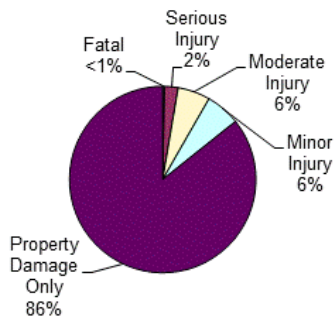
Crash Casualty Severity	Crash Casualties	Crash Costs
Fatal	4	\$41,578,332
Serious Injury	31	\$29,008,064
Moderate Injury	74	\$14,388,042
Minor Injury	79	\$7,954,510
Property Damage Only	1,129	\$10,103,421
<b>Total</b>	<b>1,317</b>	<b>\$103,032,369</b>
Average cost of crash casualty		\$78,233

Index Crime Category	Number of Crimes	Crime Costs
Murder	2	\$19,818,778
Rape	23	\$13,006,569
Aggravated Assault	60	\$2,792,880
Robbery	1	\$46,482
Larceny	217	\$928,977
Burglary	73	\$311,053
Motor Vehicle Theft	40	\$412,040
<b>Total</b>	<b>416</b>	<b>\$37,316,779</b>
Average cost of index crime		\$89,704

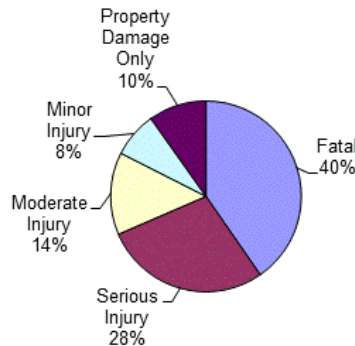
Costs of Crashes in Clare County (2021 dollars)						
	Fatal	Serious Injury	Moderate Injury	Minor Injury	Property Damage Only	Total
Medical Care	\$67,840	\$1,242,449	\$521,034	\$284,874	\$207,736	\$2,323,933
Work Loss	\$5,228,204	\$2,138,380	\$973,840	\$512,631	\$457,245	\$9,310,300
Public Services	\$4,360	\$10,323	\$12,432	\$9,480	\$54,192	\$90,787
Adjudication & Sanctioning	\$518,516	\$452,724	\$200,244	\$106,334	\$72,256	\$1,350,074
Insurance Administration	\$137,148	\$386,539	\$286,158	\$179,883	\$431,278	\$1,421,006
Congestion & Environmental	\$29,328	\$55,955	\$131,276	\$140,304	\$2,015,265	\$2,372,128
Property Damage & Loss	\$62,432	\$385,392	\$688,348	\$550,709	\$2,785,243	\$4,472,124
<b>Subtotal (Monetary Cost)</b>	<b>\$6,047,828</b>	<b>\$4,671,762</b>	<b>\$2,813,332</b>	<b>\$1,784,215</b>	<b>\$6,023,215</b>	<b>\$21,340,352</b>
Quality of Life	\$35,530,504	\$24,336,302	\$11,574,710	\$6,170,295	\$4,080,206	\$81,692,017
<b>Total (Comprehensive Cost)</b>	<b>\$41,578,332</b>	<b>\$29,008,064</b>	<b>\$14,388,042</b>	<b>\$7,954,510</b>	<b>\$10,103,421</b>	<b>\$103,032,369</b>

Costs of Index Crimes in Clare County (2021 dollars)								
	Murder	Rape	Aggravated Assault	Robbery	Larceny	Burglary	Motor Vehicle Theft	Total
Medical Care	\$25,786	\$77,602	\$126,900	\$1,983	\$0	\$0	\$0	\$232,271
Mental Health	\$24,250	\$151,455	\$24,480	\$199	\$0	\$0	\$0	\$200,384
Work Loss	\$2,320,516	\$163,921	\$136,560	\$4,606	\$6,727	\$2,847	\$4,680	\$2,639,857
Public Services	\$209,570	\$17,503	\$146,340	\$792	\$114,359	\$26,426	\$18,200	\$533,190
Adjudication & Sanctioning	\$978,092	\$1,040,474	\$359,700	\$14,497	\$563,115	\$56,283	\$79,600	\$3,091,761
Property Damage & Loss	\$422	\$4,347	\$5,040	\$1,377	\$244,776	\$225,497	\$309,560	\$791,019
<b>Subtotal (Monetary Cost)</b>	<b>\$3,558,636</b>	<b>\$1,455,302</b>	<b>\$799,020</b>	<b>\$23,454</b>	<b>\$928,977</b>	<b>\$311,053</b>	<b>\$412,040</b>	<b>\$7,488,482</b>
Quality of Life	\$16,260,142	\$11,551,267	\$1,993,860	\$23,028	\$0	\$0	\$0	\$29,828,297
<b>Total (Comprehensive Costs)</b>	<b>\$19,818,778</b>	<b>\$13,006,569</b>	<b>\$2,792,880</b>	<b>\$46,482</b>	<b>\$928,977</b>	<b>\$311,053</b>	<b>\$412,040</b>	<b>\$37,316,779</b>

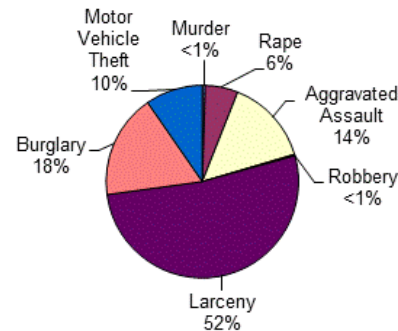
Crash Casualties



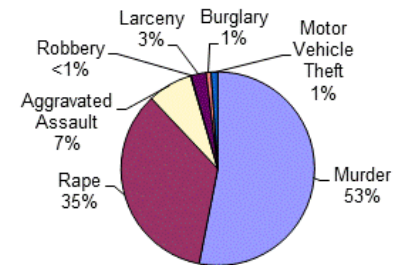
Crash Costs



Index Crimes



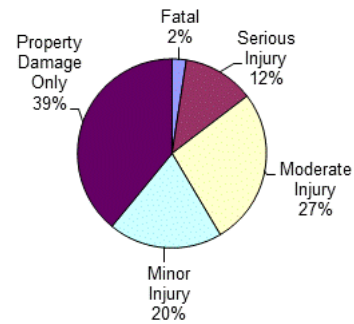
Index Crime Costs



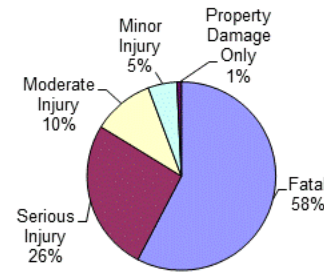
# Clare County Alcohol-Involved Crashes

Crash Casualty Severity	Crash Casualties	Crash Costs
Fatal	1	\$11,509,950
Serious Injury	5	\$5,209,370
Moderate Injury	11	\$2,100,202
Minor Injury	8	\$989,304
Property Damage Only	16	\$151,584
<b>Total</b>	<b>41</b>	<b>\$19,960,410</b>
Average cost of crash casualty		\$486,839

Crash Casualties



Crash Costs



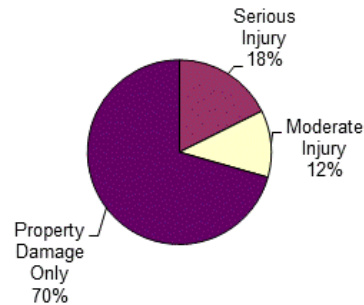
Costs of Alcohol-Involved Crashes in Clare County (2021 dollars)						
	Fatal	Serious Injury	Moderate Injury	Minor Injury	Property Damage Only	Total
Medical Care	\$16,960	\$223,220	\$72,006	\$34,528	\$3,360	\$350,074
Work Loss	\$1,564,761	\$374,995	\$135,729	\$61,176	\$6,992	\$2,143,653
Public Services	\$1,090	\$1,715	\$1,826	\$1,032	\$784	\$6,447
Adjudication & Sanctioning	\$129,629	\$83,000	\$30,239	\$13,640	\$1,312	\$257,820
Insurance Administration	\$34,287	\$68,605	\$47,806	\$23,856	\$6,960	\$181,514
Congestion & Environmental	\$7,332	\$9,035	\$14,184	\$28,368	\$28,560	\$87,479
Property Damage & Loss	\$15,608	\$63,000	\$103,466	\$62,352	\$40,800	\$285,226
<b>Subtotal (Monetary Cost)</b>	<b>\$1,769,667</b>	<b>\$823,570</b>	<b>\$405,256</b>	<b>\$224,952</b>	<b>\$88,768</b>	<b>\$3,312,213</b>
Quality of Life	\$9,740,283	\$4,385,800	\$1,694,946	\$764,352	\$62,816	\$16,648,197
<b>Total (Comprehensive Cost)</b>	<b>\$11,509,950</b>	<b>\$5,209,370</b>	<b>\$2,100,202</b>	<b>\$989,304</b>	<b>\$151,584</b>	<b>\$19,960,410</b>



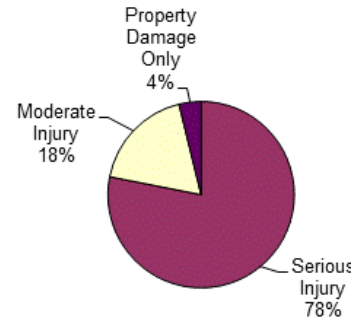
# Clare County Drug-Involved Crashes

Crash Casualty Severity	Crash Casualties	Crash Costs
Fatal	0	\$0
Serious Injury	3	\$3,893,466
Moderate Injury	2	\$901,574
Minor Injury	0	\$0
Property Damage Only	12	\$190,524
<b>Total</b>	<b>17</b>	<b>\$4,985,564</b>
Average cost of crash casualty	\$293,268	

Crash Casualties



Crash Costs

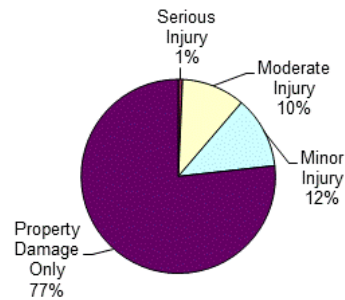


Costs of Drug-Involved Crashes in Clare County (2021 dollars)						
	Fatal	Serious Injury	Moderate Injury	Minor Injury	Property Damage Only	Total
Medical Care	\$0	\$162,798	\$32,952	\$0	\$5,004	\$200,754
Work Loss	\$0	\$277,377	\$63,012	\$0	\$10,344	\$350,733
Public Services	\$0	\$1,164	\$450	\$0	\$636	\$2,250
Adjudication & Sanctioning	\$0	\$60,687	\$13,496	\$0	\$2,112	\$76,295
Insurance Administration	\$0	\$50,826	\$15,548	\$0	\$6,756	\$73,130
Congestion & Environmental	\$0	\$5,448	\$3,568	\$0	\$21,420	\$30,436
Property Damage & Loss	\$0	\$40,824	\$21,250	\$0	\$32,604	\$94,678
<b>Subtotal (Monetary Cost)</b>	<b>\$0</b>	<b>\$599,124</b>	<b>\$150,276</b>	<b>\$0</b>	<b>\$78,876</b>	<b>\$828,276</b>
Quality of Life	\$0	\$3,294,342	\$751,298	\$0	\$111,648	\$4,157,288
<b>Total (Comprehensive Cost)</b>	<b>\$0</b>	<b>\$3,893,466</b>	<b>\$901,574</b>	<b>\$0</b>	<b>\$190,524</b>	<b>\$4,985,564</b>

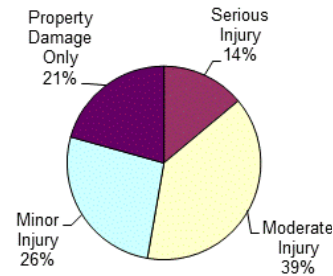
# Clare County Young Driver Crashes (<21)

Crash Casualty Severity	Crash Casualties	Crash Costs
Fatal	0	\$0
Serious Injury	1	\$751,227
Moderate Injury	15	\$2,093,715
Minor Injury	17	\$1,434,358
Property Damage Only	109	\$1,113,871
<b>Total</b>	<b>142</b>	<b>\$5,393,171</b>
Average cost of crash casualty		\$37,980

Crash Casualties



Crash Costs

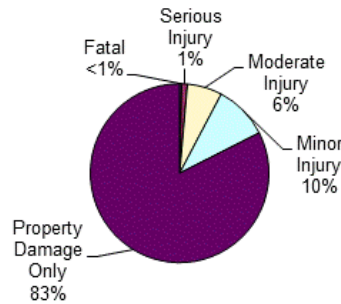


Costs of Young Driver Crashes in Clare County (2021 dollars)						
	Fatal	Serious Injury	Moderate Injury	Minor Injury	Property Damage Only	Total
Medical Care	\$0	\$31,696	\$72,120	\$53,261	\$25,506	\$182,583
Work Loss	\$0	\$54,007	\$138,510	\$94,027	\$51,666	\$338,210
Public Services	\$0	\$296	\$2,385	\$2,057	\$5,559	\$10,297
Adjudication	\$0	\$11,479	\$28,245	\$19,652	\$8,720	\$68,096
Insurance Administration	\$0	\$10,308	\$47,730	\$35,547	\$46,761	\$140,346
Congestion & Environmental	\$0	\$1,799	\$26,595	\$30,141	\$194,565	\$253,100
Property Damage & Loss	\$0	\$11,671	\$136,155	\$123,182	\$290,594	\$561,602
<b>Subtotal (Monetary Cost)</b>	<b>\$0</b>	<b>\$121,256</b>	<b>\$451,740</b>	<b>\$357,867</b>	<b>\$623,371</b>	<b>\$1,554,234</b>
Quality of Life	\$0	\$629,971	\$1,641,975	\$1,076,491	\$490,500	\$3,838,937
<b>Total (Comprehensive Cost)</b>	<b>\$0</b>	<b>\$751,227</b>	<b>\$2,093,715</b>	<b>\$1,434,358</b>	<b>\$1,113,871</b>	<b>\$5,393,171</b>

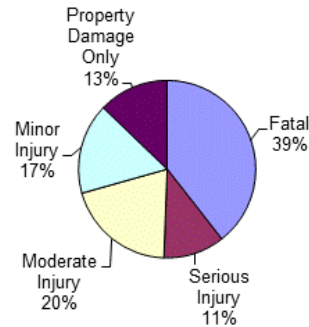
# Clare County Older Driver Crashes (65+)

Crash Casualty Severity	Crash Casualties	Crash Costs
Fatal	1	\$10,394,583
Serious Injury	3	\$2,943,654
Moderate Injury	18	\$5,279,832
Minor Injury	28	\$4,366,796
Property Damage Only	235	\$3,375,775
<b>Total</b>	<b>285</b>	<b>\$26,360,640</b>
Average cost of crash casualty	\$92,493	

Crash Casualties



Crash Costs



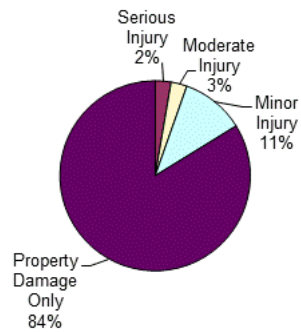
**Costs of Older Driver Crashes in Clare County (2021 dollars)**

	Fatal	Serious Injury	Moderate Injury	Minor Injury	Property Damage Only	Total
Medical Care	\$16,960	\$123,210	\$190,728	\$157,108	\$91,885	\$579,891
Work Loss	\$1,307,051	\$213,327	\$363,168	\$292,824	\$172,725	\$2,349,095
Public Services	\$1,090	\$1,017	\$3,420	\$3,892	\$12,690	\$22,109
Adjudication	\$129,629	\$45,048	\$74,160	\$60,116	\$31,960	\$340,913
Insurance Administration	\$34,287	\$39,840	\$93,690	\$86,912	\$120,790	\$375,519
Congestion & Environmental	\$7,332	\$5,415	\$32,040	\$49,756	\$419,240	\$513,783
Property Damage & Loss	\$15,608	\$39,045	\$173,574	\$214,032	\$674,920	\$1,117,179
<b>Subtotal (Monetary Cost)</b>	<b>\$1,511,957</b>	<b>\$466,902</b>	<b>\$930,780</b>	<b>\$864,640</b>	<b>\$1,524,210</b>	<b>\$5,298,489</b>
Quality of Life	\$8,882,626	\$2,476,752	\$4,349,052	\$3,502,156	\$1,851,565	\$21,062,151
<b>Total (Comprehensive Cost)</b>	<b>\$10,394,583</b>	<b>\$2,943,654</b>	<b>\$5,279,832</b>	<b>\$4,366,796</b>	<b>\$3,375,775</b>	<b>\$26,360,640</b>

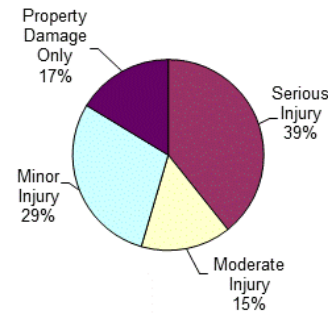
# Clare County Medium/Large Truck Crashes

Crash Casualty Severity	Crash Casualties	Crash Costs
Fatal	0	\$0
Serious Injury	1	\$873,140
Moderate Injury	1	\$339,744
Minor Injury	4	\$647,936
Property Damage Only	31	\$362,545
<b>Total</b>	<b>37</b>	<b>\$2,223,365</b>
Average cost of crash casualty		\$60,091

Crash Casualties



Crash Costs



Costs of Medium/Large Truck Crashes in Clare County (2021 dollars)						
	Fatal	Serious Injury	Moderate Injury	Minor Injury	Property Damage Only	Total
Medical Care	\$0	\$40,481	\$17,265	\$31,668	\$11,253	\$100,667
Work Loss	\$0	\$125,394	\$53,378	\$91,328	\$90,303	\$360,403
Public Services	\$0	\$321	\$175	\$768	\$1,457	\$2,721
Adjudication	\$0	\$14,511	\$2,834	\$6,008	\$4,929	\$28,282
Insurance Administration	\$0	\$11,399	\$3,650	\$8,920	\$16,988	\$40,957
Congestion & Environmental	\$0	\$1,867	\$1,835	\$7,348	\$57,257	\$68,307
Property Damage & Loss	\$0	\$10,723	\$8,213	\$25,020	\$89,280	\$133,236
<b>Subtotal (Monetary Cost)</b>	<b>\$0</b>	<b>\$204,696</b>	<b>\$87,350</b>	<b>\$171,060</b>	<b>\$271,467</b>	<b>\$734,573</b>
Quality of Life	\$0	\$668,444	\$252,394	\$476,876	\$91,078	\$1,488,792
<b>Total (Comprehensive Cost)</b>	<b>\$0</b>	<b>\$873,140</b>	<b>\$339,744</b>	<b>\$647,936</b>	<b>\$362,545</b>	<b>\$2,223,365</b>

# Clare County Motorcycle Crashes

Injury Severity	Motorcyclist Crash Victims	Motorcyclist Victim Costs
Fatal	0	\$0
Serious Injury	6	\$5,828,826
Moderate Injury	8	\$2,130,432
Minor Injury	1	\$233,619
Property Damage Only	1	\$50,262
<b>Total</b>	<b>16</b>	<b>\$8,243,139</b>
Average cost of crash casualty	\$515,196	

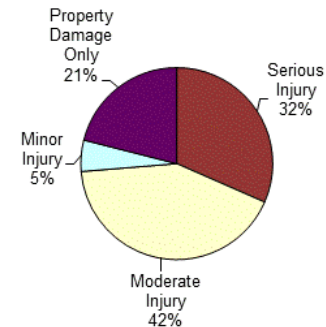
Injury Severity	Non-motorcyclist Crash Victims	Non-motorcyclist Victim Costs
Fatal	0	\$0
Serious Injury	0	\$0
Moderate Injury	0	\$0
Minor Injury	0	\$0
Property Damage Only	3	\$17,811
<b>Total</b>	<b>3</b>	<b>\$17,811</b>
Average cost of crash casualty	\$5,937	

Motorcyclist Victim Costs in Motorcycle Crashes in Clare County (2021 dollars)						
	Fatal	Serious Injury	Moderate Injury	Minor Injury	Property Damage Only	Total
Medical Care	\$0	\$242,892	\$75,912	\$8,310	\$1,554	\$328,668
Work Loss	\$0	\$439,674	\$153,456	\$16,801	\$3,181	\$613,112
Public Services	\$0	\$2,034	\$1,544	\$185	\$85	\$3,848
Adjudication	\$0	\$91,596	\$30,840	\$3,378	\$633	\$126,447
Insurance Administration	\$0	\$77,322	\$39,144	\$4,433	\$1,394	\$122,293
Congestion & Environmental	\$0	\$8,208	\$10,624	\$1,328	\$1,331	\$21,491
Property Damage & Loss	\$0	\$71,688	\$76,224	\$9,268	\$5,691	\$162,871
Subtotal (Monetary Cost)	\$0	\$933,414	\$387,744	\$43,703	\$13,869	\$1,378,730
Quality of Life	\$0	\$4,895,412	\$1,742,688	\$189,916	\$36,393	\$6,864,409
<b>Total (Comprehensive Cost)</b>	<b>\$0</b>	<b>\$5,828,826</b>	<b>\$2,130,432</b>	<b>\$233,619</b>	<b>\$50,262</b>	<b>\$8,243,139</b>

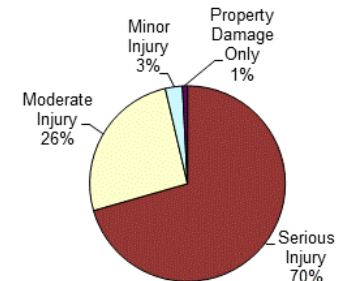
Non-motorcyclist Victim Costs in Motorcycle Crashes in Clare County (2021 dollars)						
	Fatal	Serious Injury	Moderate Injury	Minor Injury	Property Damage Only	Total
Medical Care	\$0	\$0	\$0	\$0	\$0	\$0
Work Loss	\$0	\$0	\$0	\$0	\$369	\$369
Public Services	\$0	\$0	\$0	\$0	\$75	\$75
Adjudication	\$0	\$0	\$0	\$0	\$0	\$0
Insurance Administration	\$0	\$0	\$0	\$0	\$1,302	\$1,302
Congestion & Environmental	\$0	\$0	\$0	\$0	\$5,361	\$5,361
Property Damage & Loss	\$0	\$0	\$0	\$0	\$10,704	\$10,704
Subtotal (Monetary Cost)	\$0	\$0	\$0	\$0	\$17,811	\$17,811
Quality of Life	\$0	\$0	\$0	\$0	\$0	\$0
<b>Total (Comprehensive Cost)</b>	<b>\$0</b>	<b>\$0</b>	<b>\$0</b>	<b>\$0</b>	<b>\$17,811</b>	<b>\$17,811</b>

Costs of Motorcycle Crashes in Clare County (2021 dollars)						
	Fatal	Serious Injury	Moderate Injury	Minor Injury	Property Damage Only	Total
Medical Care	\$0	\$242,892	\$75,912	\$8,310	\$1,554	\$328,668
Work Loss	\$0	\$439,674	\$153,456	\$16,801	\$3,550	\$613,481
Public Services	\$0	\$2,034	\$1,544	\$185	\$160	\$3,923
Adjudication	\$0	\$91,596	\$30,840	\$3,378	\$633	\$126,447
Insurance Administration	\$0	\$77,322	\$39,144	\$4,433	\$2,696	\$123,595
Congestion & Environmental	\$0	\$8,208	\$10,624	\$1,328	\$6,692	\$26,852
Property Damage & Loss	\$0	\$71,688	\$76,224	\$9,268	\$16,395	\$173,575
Subtotal (Monetary Cost)	\$0	\$933,414	\$387,744	\$43,703	\$31,680	\$1,396,541
Quality of Life	\$0	\$4,895,412	\$1,742,688	\$189,916	\$36,393	\$6,864,409
<b>Total (Comprehensive Cost)</b>	<b>\$0</b>	<b>\$5,828,826</b>	<b>\$2,130,432</b>	<b>\$233,619</b>	<b>\$68,073</b>	<b>\$8,260,950</b>

Crash Casualties



Crash Costs



# Clare County Bicycle Crashes

Injury Severity	Bicyclist Crash Victims	Bicyclist Victim Costs
Fatal	0	\$0
Serious Injury	0	\$0
Moderate Injury	1	\$198,046
Minor Injury	0	\$0
Property Damage Only	0	\$0
<b>Total</b>	<b>1</b>	<b>\$198,046</b>
Average cost of crash casualty		\$198,046

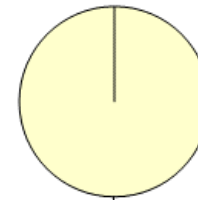
Injury Severity	Non-bicyclist Crash Victims	Non-bicyclist Victim Costs
Fatal	0	\$0
Serious Injury	0	\$0
Moderate Injury	0	\$0
Minor Injury	0	\$0
Property Damage Only	0	\$0
<b>Total</b>	<b>0</b>	<b>\$0</b>
Average cost of crash casualty		\$0

Bicyclist Victim Costs in Bicycle Crashes in Clare County (2021 dollars)						
	Fatal	Serious Injury	Moderate Injury	Minor Injury	Property Damage Only	Total
Medical Care	\$0	\$0	\$6,899	\$0	\$0	\$6,899
Work Loss	\$0	\$0	\$14,235	\$0	\$0	\$14,235
Public Services	\$0	\$0	\$180	\$0	\$0	\$180
Adjudication	\$0	\$0	\$2,832	\$0	\$0	\$2,832
Insurance Administration	\$0	\$0	\$3,924	\$0	\$0	\$3,924
Congestion & Environmental	\$0	\$0	\$1,316	\$0	\$0	\$1,316
Property Damage & Loss	\$0	\$0	\$248	\$0	\$0	\$248
Subtotal (Monetary Cost)	\$0	\$0	\$29,634	\$0	\$0	\$29,634
Quality of Life	\$0	\$0	\$168,412	\$0	\$0	\$168,412
<b>Total (Comprehensive Cost)</b>	<b>\$0</b>	<b>\$0</b>	<b>\$198,046</b>	<b>\$0</b>	<b>\$0</b>	<b>\$198,046</b>

Non-bicyclist Victim Costs in Bicycle Crashes in Clare County (2021 dollars)						
	Fatal	Serious Injury	Moderate Injury	Minor Injury	Property Damage Only	Total
Medical Care	\$0	\$0	\$0	\$0	\$0	\$0
Work Loss	\$0	\$0	\$0	\$0	\$0	\$0
Public Services	\$0	\$0	\$0	\$0	\$0	\$0
Adjudication	\$0	\$0	\$0	\$0	\$0	\$0
Insurance Administration	\$0	\$0	\$0	\$0	\$0	\$0
Congestion & Environmental	\$0	\$0	\$0	\$0	\$0	\$0
Property Damage & Loss	\$0	\$0	\$0	\$0	\$0	\$0
Subtotal (Monetary Cost)	\$0	\$0	\$0	\$0	\$0	\$0
Quality of Life	\$0	\$0	\$0	\$0	\$0	\$0
<b>Total (Comprehensive Cost)</b>	<b>\$0</b>	<b>\$0</b>	<b>\$0</b>	<b>\$0</b>	<b>\$0</b>	<b>\$0</b>

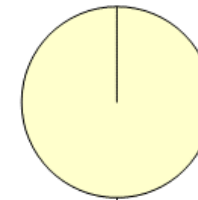
Costs of Bicycle Crashes in Clare County (2021 dollars)						
	Fatal	Serious Injury	Moderate Injury	Minor Injury	Property Damage Only	Total
Medical Care	\$0	\$0	\$6,899	\$0	\$0	\$6,899
Work Loss	\$0	\$0	\$14,235	\$0	\$0	\$14,235
Public Services	\$0	\$0	\$180	\$0	\$0	\$180
Adjudication	\$0	\$0	\$2,832	\$0	\$0	\$2,832
Insurance Administration	\$0	\$0	\$3,924	\$0	\$0	\$3,924
Congestion & Environmental	\$0	\$0	\$1,316	\$0	\$0	\$1,316
Property Damage & Loss	\$0	\$0	\$248	\$0	\$0	\$248
Subtotal (Monetary Cost)	\$0	\$0	\$29,634	\$0	\$0	\$29,634
Quality of Life	\$0	\$0	\$168,412	\$0	\$0	\$168,412
<b>Total (Comprehensive Cost)</b>	<b>\$0</b>	<b>\$0</b>	<b>\$198,046</b>	<b>\$0</b>	<b>\$0</b>	<b>\$198,046</b>

Crash Casualties



Moderate Injury  
100%

Crash Costs



Moderate Injury  
100%

# Clare County Pedestrian Crashes

Injury Severity	Pedestrian Crash Victims	Pedestrian Victim Costs
Fatal	0	\$0
Serious Injury	1	\$1,063,799
Moderate Injury	3	\$739,830
Minor Injury	1	\$155,602
Property Damage Only	1	\$15,928
<b>Total</b>	<b>6</b>	<b>\$1,975,159</b>
Average cost of crash casualty	\$329,193	

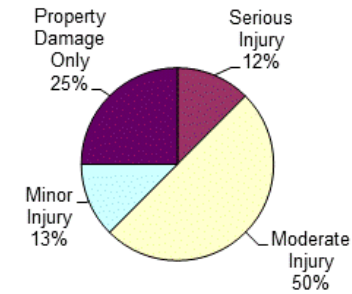
Injury Severity	Non-pedestrian Crash Victims	Non-pedestrian Victim Costs
Fatal	0	\$0
Serious Injury	0	\$0
Moderate Injury	1	\$185,131
Minor Injury	0	\$0
Property Damage Only	1	\$6,482
<b>Total</b>	<b>2</b>	<b>\$191,613</b>
Average cost of crash casualty	\$95,807	

Pedestrian Victim Costs in Pedestrian Crashes in Clare County (2021 dollars)						
	Fatal	Serious Injury	Moderate Injury	Minor Injury	Property Damage Only	Total
Medical Care	\$0	\$48,297	\$27,399	\$5,464	\$558	\$81,718
Work Loss	\$0	\$77,925	\$46,596	\$8,950	\$836	\$134,307
Public Services	\$0	\$338	\$540	\$155	\$21	\$1,054
Adjudication	\$0	\$16,933	\$9,936	\$1,934	\$187	\$28,990
Insurance Administration	\$0	\$19,448	\$13,542	\$2,729	\$261	\$35,980
Congestion & Environmental	\$0	\$1,376	\$3,948	\$1,258	\$178	\$6,760
Subtotal (Monetary Cost)	\$0	\$164,317	\$101,961	\$20,490	\$2,041	\$288,809
Quality of Life	\$0	\$899,482	\$637,869	\$135,112	\$13,887	\$1,686,350
<b>Total (Comprehensive Cost)</b>	<b>\$0</b>	<b>\$1,063,799</b>	<b>\$739,830</b>	<b>\$155,602</b>	<b>\$15,928</b>	<b>\$1,975,159</b>

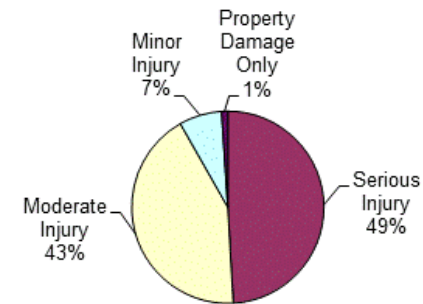
Non-pedestrian Victim in Pedestrian Crashes in Clare County (2021 dollars)						
	Fatal	Serious Injury	Moderate Injury	Minor Injury	Property Damage Only	Total
Medical Care	\$0	\$0	\$7,041	\$0	\$184	\$7,225
Work Loss	\$0	\$0	\$13,160	\$0	\$405	\$13,565
Public Services	\$0	\$0	\$168	\$0	\$48	\$216
Adjudication	\$0	\$0	\$2,706	\$0	\$64	\$2,770
Insurance Administration	\$0	\$0	\$3,867	\$0	\$382	\$4,249
Congestion & Environmental	\$0	\$0	\$1,774	\$0	\$1,785	\$3,559
Subtotal (Monetary Cost)	\$0	\$0	\$28,716	\$0	\$2,868	\$31,584
Quality of Life	\$0	\$0	\$156,415	\$0	\$3,614	\$160,029
<b>Total (Comprehensive Cost)</b>	<b>\$0</b>	<b>\$0</b>	<b>\$185,131</b>	<b>\$0</b>	<b>\$6,482</b>	<b>\$191,613</b>

Costs of Pedestrian Crashes in Clare County (2021 dollars)						
	Fatal	Serious Injury	Moderate Injury	Minor Injury	Property Damage Only	Total
Medical Care	\$0	\$48,297	\$34,440	\$5,464	\$742	\$88,943
Work Loss	\$0	\$77,925	\$59,756	\$8,950	\$1,241	\$147,872
Public Services	\$0	\$338	\$708	\$155	\$69	\$1,270
Adjudication	\$0	\$16,933	\$12,642	\$1,934	\$251	\$31,760
Insurance Administration	\$0	\$19,448	\$17,409	\$2,729	\$643	\$40,229
Congestion & Environmental	\$0	\$1,376	\$5,722	\$1,258	\$1,963	\$10,319
Subtotal (Monetary Cost)	\$0	\$164,317	\$130,677	\$20,490	\$4,909	\$320,393
Quality of Life	\$0	\$899,482	\$794,284	\$135,112	\$17,501	\$1,846,379
<b>Total (Comprehensive Cost)</b>	<b>\$0</b>	<b>\$1,063,799</b>	<b>\$924,961</b>	<b>\$155,602</b>	<b>\$22,410</b>	<b>\$2,166,772</b>

Crash Casualties



Crash Costs



# Clinton County Traffic Crashes and Crime

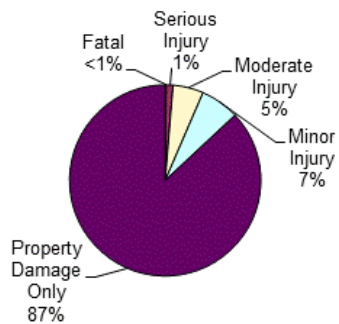
Crash Casualty Severity	Crash Casualties	Crash Costs
Fatal	4	\$41,578,332
Serious Injury	34	\$31,815,296
Moderate Injury	147	\$28,581,651
Minor Injury	188	\$18,929,720
Property Damage Only	2,486	\$22,247,214
<b>Total</b>	<b>2,859</b>	<b>\$143,152,213</b>
Average cost of crash casualty		\$50,071

Index Crime Category	Number of Crimes	Crime Costs
Murder	2	\$19,818,778
Rape	30	\$16,965,090
Aggravated Assault	54	\$2,513,592
Robbery	3	\$139,446
Larceny	382	\$1,635,342
Burglary	69	\$294,009
Motor Vehicle Theft	40	\$412,040
<b>Total</b>	<b>580</b>	<b>\$41,778,297</b>
Average cost of index crime		\$72,032

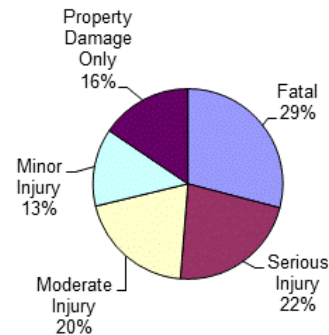
Costs of Crashes in Clinton County (2021 dollars)						
	Fatal	Serious Injury	Moderate Injury	Minor Injury	Property Damage Only	Total
Medical Care	\$67,840	\$1,362,686	\$1,035,027	\$677,928	\$457,424	\$3,600,905
Work Loss	\$5,228,204	\$2,345,320	\$1,934,520	\$1,219,932	\$1,006,830	\$11,734,806
Public Services	\$4,360	\$11,322	\$24,696	\$22,560	\$119,328	\$182,266
Adjudication & Sanctioning	\$518,516	\$496,536	\$397,782	\$253,048	\$159,104	\$1,824,986
Insurance Administration	\$137,148	\$423,946	\$568,449	\$428,076	\$949,652	\$2,507,271
Congestion & Environmental	\$29,328	\$61,370	\$260,778	\$333,888	\$4,437,510	\$5,122,874
Property Damage & Loss	\$62,432	\$422,688	\$1,367,394	\$1,310,548	\$6,132,962	\$9,296,024
<b>Subtotal (Monetary Cost)</b>	<b>\$6,047,828</b>	<b>\$5,123,868</b>	<b>\$5,588,646</b>	<b>\$4,245,980</b>	<b>\$13,262,810</b>	<b>\$34,269,132</b>
Quality of Life	\$35,530,504	\$26,691,428	\$22,993,005	\$14,683,740	\$8,984,404	\$108,883,081
<b>Total (Comprehensive Cost)</b>	<b>\$41,578,332</b>	<b>\$31,815,296</b>	<b>\$28,581,651</b>	<b>\$18,929,720</b>	<b>\$22,247,214</b>	<b>\$143,152,213</b>

Costs of Index Crimes in Clinton County (2021 dollars)								
	Murder	Rape	Aggravated Assault	Robbery	Larceny	Burglary	Motor Vehicle Theft	Total
Medical Care	\$25,786	\$101,220	\$114,210	\$5,949	\$0	\$0	\$0	\$247,165
Mental Health	\$24,250	\$197,550	\$22,032	\$597	\$0	\$0	\$0	\$244,429
Work Loss	\$2,320,516	\$213,810	\$122,904	\$13,818	\$11,842	\$2,691	\$4,680	\$2,690,261
Public Services	\$209,570	\$22,830	\$131,706	\$2,376	\$201,314	\$24,978	\$18,200	\$610,974
Adjudication & Sanctioning	\$978,092	\$1,357,140	\$323,730	\$43,491	\$991,290	\$53,199	\$79,600	\$3,826,542
Property Damage & Loss	\$422	\$5,670	\$4,536	\$4,131	\$430,896	\$213,141	\$309,560	\$968,356
<b>Subtotal (Monetary Cost)</b>	<b>\$3,558,636</b>	<b>\$1,898,220</b>	<b>\$719,118</b>	<b>\$70,362</b>	<b>\$1,635,342</b>	<b>\$294,009</b>	<b>\$412,040</b>	<b>\$8,587,727</b>
Quality of Life	\$16,260,142	\$15,066,870	\$1,794,474	\$69,084	\$0	\$0	\$0	\$33,190,570
<b>Total (Comprehensive Costs)</b>	<b>\$19,818,778</b>	<b>\$16,965,090</b>	<b>\$2,513,592</b>	<b>\$139,446</b>	<b>\$1,635,342</b>	<b>\$294,009</b>	<b>\$412,040</b>	<b>\$41,778,297</b>

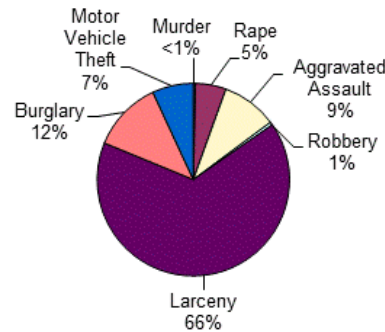
Crash Casualties



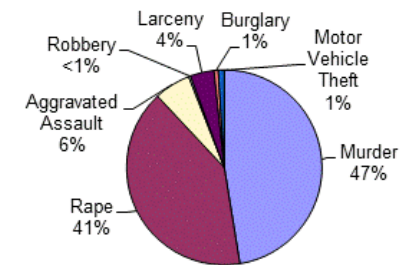
Crash Costs



Index Crimes



Index Crime Costs

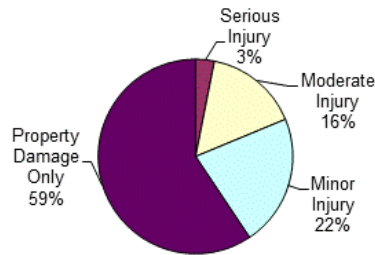




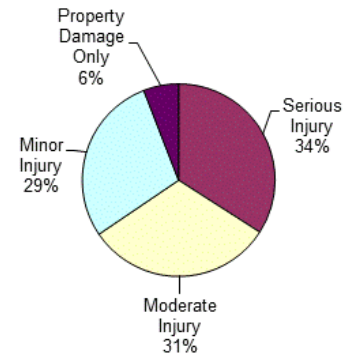
# Clinton County Alcohol-Involved Crashes

Crash Casualty Severity	Crash Casualties	Crash Costs
Fatal	0	\$0
Serious Injury	2	\$2,083,748
Moderate Injury	10	\$1,921,202
Minor Injury	14	\$1,749,012
Property Damage Only	38	\$360,012
<b>Total</b>	<b>64</b>	<b>\$6,113,974</b>
Average cost of crash casualty		\$95,531

Crash Casualties



Crash Costs

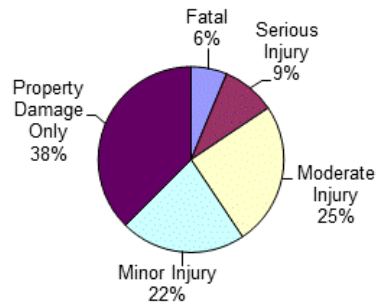


Costs of Alcohol-Involved Crashes in Clinton County (2021 dollars)						
	Fatal	Serious Injury	Moderate Injury	Minor Injury	Property Damage Only	Total
Medical Care	\$0	\$89,288	\$65,460	\$60,424	\$7,980	\$223,152
Work Loss	\$0	\$149,998	\$123,390	\$107,058	\$16,606	\$397,052
Public Services	\$0	\$686	\$1,660	\$1,806	\$1,862	\$6,014
Adjudication & Sanctioning	\$0	\$33,200	\$27,490	\$23,870	\$3,116	\$87,676
Insurance Administration	\$0	\$27,442	\$43,460	\$41,748	\$16,530	\$129,180
Congestion & Environmental	\$0	\$3,614	\$24,822	\$67,374	\$67,830	\$163,640
Property Damage & Loss	\$0	\$25,200	\$94,060	\$109,116	\$96,900	\$325,276
<b>Subtotal (Monetary Cost)</b>	<b>\$0</b>	<b>\$329,428</b>	<b>\$380,342</b>	<b>\$411,396</b>	<b>\$210,824</b>	<b>\$1,331,990</b>
Quality of Life	\$0	\$1,754,320	\$1,540,860	\$1,337,616	\$149,188	\$4,781,984
<b>Total (Comprehensive Cost)</b>	<b>\$0</b>	<b>\$2,083,748</b>	<b>\$1,921,202</b>	<b>\$1,749,012</b>	<b>\$360,012</b>	<b>\$6,113,974</b>

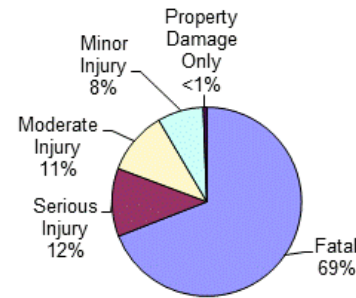
# Clinton County Drug-Involved Crashes

Crash Casualty Severity	Crash Casualties	Crash Costs
Fatal	2	\$23,019,900
Serious Injury	3	\$3,893,466
Moderate Injury	8	\$3,606,296
Minor Injury	7	\$2,626,659
Property Damage Only	12	\$190,524
<b>Total</b>	<b>32</b>	<b>\$33,336,845</b>
Average cost of crash casualty	\$1,041,776	

Crash Casualties



Crash Costs

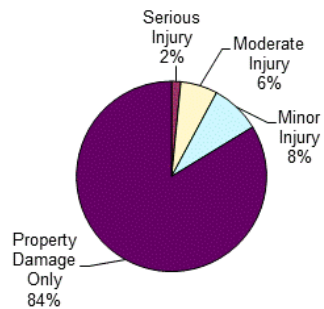


Costs of Drug-Involved Crashes in Clinton County (2021 dollars)						
	Fatal	Serious Injury	Moderate Injury	Minor Injury	Property Damage Only	Total
Medical Care	\$33,920	\$162,798	\$131,808	\$95,613	\$5,004	\$429,143
Work Loss	\$3,129,522	\$277,377	\$252,048	\$179,396	\$10,344	\$3,848,687
Public Services	\$2,180	\$1,164	\$1,800	\$1,358	\$636	\$7,138
Adjudication & Sanctioning	\$259,258	\$60,687	\$53,984	\$38,773	\$2,112	\$414,814
Insurance Administration	\$68,574	\$50,826	\$62,192	\$45,409	\$6,756	\$233,757
Congestion & Environmental	\$14,664	\$5,448	\$14,272	\$12,495	\$21,420	\$68,299
Property Damage & Loss	\$31,216	\$40,824	\$85,000	\$64,414	\$32,604	\$254,058
<b>Subtotal (Monetary Cost)</b>	<b>\$3,539,334</b>	<b>\$599,124</b>	<b>\$601,104</b>	<b>\$437,458</b>	<b>\$78,876</b>	<b>\$5,255,896</b>
Quality of Life	\$19,480,566	\$3,294,342	\$3,005,192	\$2,189,201	\$111,648	\$28,080,949
<b>Total (Comprehensive Cost)</b>	<b>\$23,019,900</b>	<b>\$3,893,466</b>	<b>\$3,606,296</b>	<b>\$2,626,659</b>	<b>\$190,524</b>	<b>\$33,336,845</b>

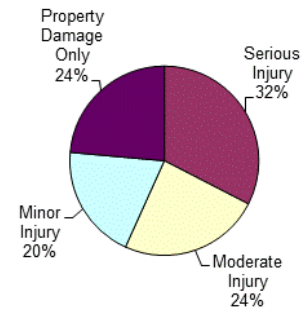
# Clinton County Young Driver Crashes (<21)

Crash Casualty Severity	Crash Casualties	Crash Costs
Fatal	0	\$0
Serious Injury	8	\$6,009,816
Moderate Injury	32	\$4,466,592
Minor Injury	43	\$3,628,082
Property Damage Only	426	\$4,353,294
<b>Total</b>	<b>509</b>	<b>\$18,457,784</b>
Average cost of crash casualty		\$36,263

Crash Casualties



Crash Costs

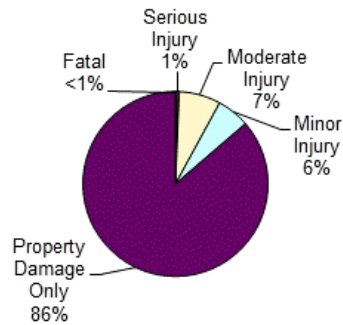


Costs of Young Driver Crashes in Clinton County (2021 dollars)						
	Fatal	Serious Injury	Moderate Injury	Minor Injury	Property Damage Only	Total
Medical Care	\$0	\$253,568	\$153,856	\$134,719	\$99,684	\$641,827
Work Loss	\$0	\$432,056	\$295,488	\$237,833	\$201,924	\$1,167,301
Public Services	\$0	\$2,368	\$5,088	\$5,203	\$21,726	\$34,385
Adjudication	\$0	\$91,832	\$60,256	\$49,708	\$34,080	\$235,876
Insurance Administration	\$0	\$82,464	\$101,824	\$89,913	\$182,754	\$456,955
Congestion & Environmental	\$0	\$14,392	\$56,736	\$76,239	\$760,410	\$907,777
Property Damage & Loss	\$0	\$93,368	\$290,464	\$311,578	\$1,135,716	\$1,831,126
<b>Subtotal (Monetary Cost)</b>	<b>\$0</b>	<b>\$970,048</b>	<b>\$963,712</b>	<b>\$905,193</b>	<b>\$2,436,294</b>	<b>\$5,275,247</b>
Quality of Life	\$0	\$5,039,768	\$3,502,880	\$2,722,889	\$1,917,000	\$13,182,537
<b>Total (Comprehensive Cost)</b>	<b>\$0</b>	<b>\$6,009,816</b>	<b>\$4,466,592</b>	<b>\$3,628,082</b>	<b>\$4,353,294</b>	<b>\$18,457,784</b>

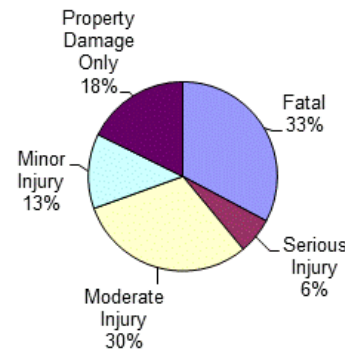
# Clinton County Older Driver Crashes (65+)

Crash Casualty Severity	Crash Casualties	Crash Costs
Fatal	1	\$10,394,583
Serious Injury	2	\$1,962,436
Moderate Injury	33	\$9,679,692
Minor Injury	26	\$4,054,882
Property Damage Only	391	\$5,616,715
<b>Total</b>	<b>453</b>	<b>\$31,708,308</b>
Average cost of crash casualty		\$69,996

Crash Casualties



Crash Costs

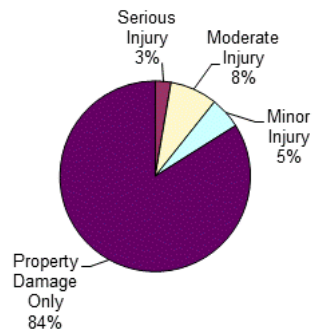


Costs of Older Driver Crashes in Clinton County (2021 dollars)						
	Fatal	Serious Injury	Moderate Injury	Minor Injury	Property Damage Only	Total
Medical Care	\$16,960	\$82,140	\$349,668	\$145,886	\$152,881	\$747,535
Work Loss	\$1,307,051	\$142,218	\$665,808	\$271,908	\$287,385	\$2,674,370
Public Services	\$1,090	\$678	\$6,270	\$3,614	\$21,114	\$32,766
Adjudication	\$129,629	\$30,032	\$135,960	\$55,822	\$53,176	\$404,619
Insurance Administration	\$34,287	\$26,560	\$171,765	\$80,704	\$200,974	\$514,290
Congestion & Environmental	\$7,332	\$3,610	\$58,740	\$46,202	\$697,544	\$813,428
Property Damage & Loss	\$15,608	\$26,030	\$318,219	\$198,744	\$1,122,952	\$1,681,553
<b>Subtotal (Monetary Cost)</b>	<b>\$1,511,957</b>	<b>\$311,268</b>	<b>\$1,706,430</b>	<b>\$802,880</b>	<b>\$2,536,026</b>	<b>\$6,868,561</b>
Quality of Life	\$8,882,626	\$1,651,168	\$7,973,262	\$3,252,002	\$3,080,689	\$24,839,747
<b>Total (Comprehensive Cost)</b>	<b>\$10,394,583</b>	<b>\$1,962,436</b>	<b>\$9,679,692</b>	<b>\$4,054,882</b>	<b>\$5,616,715</b>	<b>\$31,708,308</b>

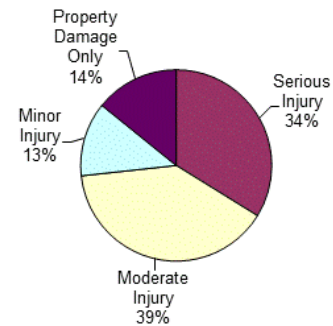
# Clinton County Medium/Large Truck Crashes

Crash Casualty Severity	Crash Casualties	Crash Costs
Fatal	0	\$0
Serious Injury	3	\$2,619,420
Moderate Injury	9	\$3,057,696
Minor Injury	6	\$971,904
Property Damage Only	94	\$1,099,330
<b>Total</b>	<b>112</b>	<b>\$7,748,350</b>
Average cost of crash casualty		\$69,182

Crash Casualties



Crash Costs



Costs of Medium/Large Truck Crashes in Clinton County (2021 dollars)						
	Fatal	Serious Injury	Moderate Injury	Minor Injury	Property Damage Only	Total
Medical Care	\$0	\$121,443	\$155,385	\$47,502	\$34,122	\$358,452
Work Loss	\$0	\$376,182	\$480,402	\$136,992	\$273,822	\$1,267,398
Public Services	\$0	\$963	\$1,575	\$1,152	\$4,418	\$8,108
Adjudication	\$0	\$43,533	\$25,506	\$9,012	\$14,946	\$92,997
Insurance Administration	\$0	\$34,197	\$32,850	\$13,380	\$51,512	\$131,939
Congestion & Environmental	\$0	\$5,601	\$16,515	\$11,022	\$173,618	\$206,756
Property Damage & Loss	\$0	\$32,169	\$73,917	\$37,530	\$270,720	\$414,336
<b>Subtotal (Monetary Cost)</b>	<b>\$0</b>	<b>\$614,088</b>	<b>\$786,150</b>	<b>\$256,590</b>	<b>\$823,158</b>	<b>\$2,479,986</b>
Quality of Life	\$0	\$2,005,332	\$2,271,546	\$715,314	\$276,172	\$5,268,364
<b>Total (Comprehensive Cost)</b>	<b>\$0</b>	<b>\$2,619,420</b>	<b>\$3,057,696</b>	<b>\$971,904</b>	<b>\$1,099,330</b>	<b>\$7,748,350</b>

# Clinton County Motorcycle Crashes

Injury Severity	Motorcyclist Crash Victims	Motorcyclist Victim Costs
Fatal	1	\$10,729,068
Serious Injury	1	\$971,471
Moderate Injury	13	\$3,461,952
Minor Injury	6	\$1,401,714
Property Damage Only	5	\$251,310
<b>Total</b>	<b>26</b>	<b>\$16,815,515</b>
Average cost of crash casualty		\$646,751

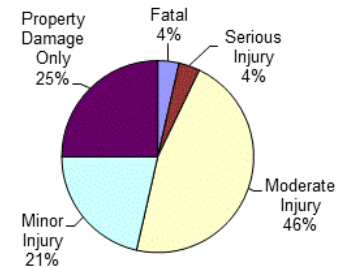
Injury Severity	Non-motorcyclist Crash Victims	Non-motorcyclist Victim Costs
Fatal	0	\$0
Serious Injury	0	\$0
Moderate Injury	0	\$0
Minor Injury	0	\$0
Property Damage Only	2	\$11,874
<b>Total</b>	<b>2</b>	<b>\$11,874</b>
Average cost of crash casualty		\$5,937

Motorcyclist Victim Costs in Motorcycle Crashes in Clinton County (2021 dollars)						
	Fatal	Serious Injury	Moderate Injury	Minor Injury	Property Damage Only	Total
Medical Care	\$19,680	\$40,482	\$123,357	\$49,860	\$7,770	\$241,149
Work Loss	\$1,477,877	\$73,279	\$249,366	\$100,806	\$15,905	\$1,917,233
Public Services	\$1,090	\$339	\$2,509	\$1,110	\$425	\$5,473
Adjudication	\$129,629	\$15,266	\$50,115	\$20,268	\$3,165	\$218,443
Insurance Administration	\$32,488	\$12,887	\$63,609	\$26,598	\$6,970	\$142,552
Congestion & Environmental	\$7,332	\$1,368	\$17,264	\$7,968	\$6,655	\$40,587
Property Damage & Loss	\$22,303	\$11,948	\$123,864	\$55,608	\$28,455	\$242,178
<b>Subtotal (Monetary Cost)</b>	<b>\$1,690,399</b>	<b>\$155,569</b>	<b>\$630,084</b>	<b>\$262,218</b>	<b>\$69,345</b>	<b>\$2,807,615</b>
Quality of Life	\$9,038,669	\$815,902	\$2,831,868	\$1,139,496	\$181,965	\$14,007,900
<b>Total (Comprehensive Cost)</b>	<b>\$10,729,068</b>	<b>\$971,471</b>	<b>\$3,461,952</b>	<b>\$1,401,714</b>	<b>\$251,310</b>	<b>\$16,815,515</b>

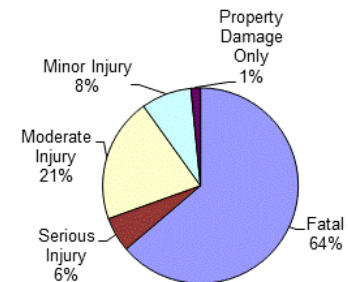
Non-motorcyclist Victim Costs in Motorcycle Crashes in Clinton County (2021 dollars)						
	Fatal	Serious Injury	Moderate Injury	Minor Injury	Property Damage Only	Total
Medical Care	\$0	\$0	\$0	\$0	\$0	\$0
Work Loss	\$0	\$0	\$0	\$0	\$246	\$246
Public Services	\$0	\$0	\$0	\$0	\$50	\$50
Adjudication	\$0	\$0	\$0	\$0	\$0	\$0
Insurance Administration	\$0	\$0	\$0	\$0	\$868	\$868
Congestion & Environmental	\$0	\$0	\$0	\$0	\$3,574	\$3,574
Property Damage & Loss	\$0	\$0	\$0	\$0	\$7,136	\$7,136
<b>Subtotal (Monetary Cost)</b>	<b>\$0</b>	<b>\$0</b>	<b>\$0</b>	<b>\$0</b>	<b>\$11,874</b>	<b>\$11,874</b>
Quality of Life	\$0	\$0	\$0	\$0	\$0	\$0
<b>Total (Comprehensive Cost)</b>	<b>\$0</b>	<b>\$0</b>	<b>\$0</b>	<b>\$0</b>	<b>\$11,874</b>	<b>\$11,874</b>

Costs of Motorcycle Crashes in Clinton County (2021 dollars)						
	Fatal	Serious Injury	Moderate Injury	Minor Injury	Property Damage Only	Total
Medical Care	\$19,680	\$40,482	\$123,357	\$49,860	\$7,770	\$241,149
Work Loss	\$1,477,877	\$73,279	\$249,366	\$100,806	\$16,151	\$1,917,479
Public Services	\$1,090	\$339	\$2,509	\$1,110	\$475	\$5,523
Adjudication	\$129,629	\$15,266	\$50,115	\$20,268	\$3,165	\$218,443
Insurance Administration	\$32,488	\$12,887	\$63,609	\$26,598	\$7,838	\$143,420
Congestion & Environmental	\$7,332	\$1,368	\$17,264	\$7,968	\$10,229	\$44,161
Property Damage & Loss	\$22,303	\$11,948	\$123,864	\$55,608	\$35,591	\$249,314
<b>Subtotal (Monetary Cost)</b>	<b>\$1,690,399</b>	<b>\$155,569</b>	<b>\$630,084</b>	<b>\$262,218</b>	<b>\$81,219</b>	<b>\$2,819,489</b>
Quality of Life	\$9,038,669	\$815,902	\$2,831,868	\$1,139,496	\$181,965	\$14,007,900
<b>Total (Comprehensive Cost)</b>	<b>\$10,729,068</b>	<b>\$971,471</b>	<b>\$3,461,952</b>	<b>\$1,401,714</b>	<b>\$263,184</b>	<b>\$16,827,389</b>

Crash Casualties



Crash Costs



# Clinton County Bicycle Crashes

Injury Severity	Bicyclist Crash Victims	Bicyclist Victim Costs
Fatal	1	\$9,720,902
Serious Injury	0	\$0
Moderate Injury	1	\$198,046
Minor Injury	0	\$0
Property Damage Only	1	\$13,676
<b>Total</b>	<b>3</b>	<b>\$9,932,624</b>
Average cost of crash casualty		\$3,310,875

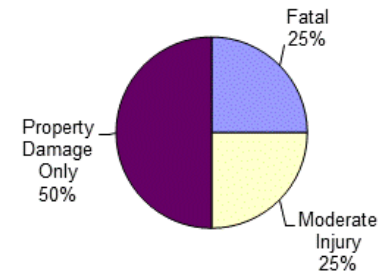
Injury Severity	Non-bicyclist Crash Victims	Non-bicyclist Victim Costs
Fatal	0	\$0
Serious Injury	0	\$0
Moderate Injury	0	\$0
Minor Injury	0	\$0
Property Damage Only	1	\$8,949
<b>Total</b>	<b>1</b>	<b>\$8,949</b>
Average cost of crash casualty		\$8,949

Bicyclist Victim Costs in Bicycle Crashes in Clinton County (2021 dollars)						
	Fatal	Serious Injury	Moderate Injury	Minor Injury	Property Damage Only	Total
Medical Care	\$25,971	\$0	\$6,899	\$0	\$464	\$33,334
Work Loss	\$1,189,275	\$0	\$14,235	\$0	\$829	\$1,204,339
Public Services	\$1,090	\$0	\$180	\$0	\$21	\$1,291
Adjudication	\$235,689	\$0	\$2,832	\$0	\$173	\$238,694
Insurance Administration	\$48,594	\$0	\$3,924	\$0	\$248	\$52,766
Congestion & Environmental	\$7,332	\$0	\$1,316	\$0	\$178	\$8,826
Property Damage & Loss	\$250	\$0	\$248	\$0	\$34	\$532
<b>Subtotal (Monetary Cost)</b>	<b>\$1,508,201</b>	<b>\$0</b>	<b>\$29,634</b>	<b>\$0</b>	<b>\$1,947</b>	<b>\$1,539,782</b>
Quality of Life	\$8,212,701	\$0	\$168,412	\$0	\$11,729	\$8,392,842
<b>Total (Comprehensive Cost)</b>	<b>\$9,720,902</b>	<b>\$0</b>	<b>\$198,046</b>	<b>\$0</b>	<b>\$13,676</b>	<b>\$9,932,624</b>

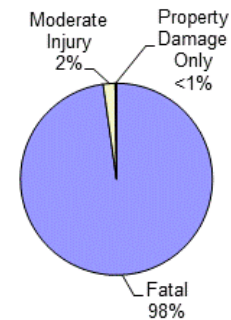
Non-bicyclist Victim Costs in Bicycle Crashes in Clinton County (2021 dollars)						
	Fatal	Serious Injury	Moderate Injury	Minor Injury	Property Damage Only	Total
Medical Care	\$0	\$0	\$0	\$0	\$184	\$184
Work Loss	\$0	\$0	\$0	\$0	\$405	\$405
Public Services	\$0	\$0	\$0	\$0	\$48	\$48
Adjudication	\$0	\$0	\$0	\$0	\$64	\$64
Insurance Administration	\$0	\$0	\$0	\$0	\$382	\$382
Congestion & Environmental	\$0	\$0	\$0	\$0	\$1,785	\$1,785
Property Damage & Loss	\$0	\$0	\$0	\$0	\$2,467	\$2,467
<b>Subtotal (Monetary Cost)</b>	<b>\$0</b>	<b>\$0</b>	<b>\$0</b>	<b>\$0</b>	<b>\$5,335</b>	<b>\$5,335</b>
Quality of Life	\$0	\$0	\$0	\$0	\$3,614	\$3,614
<b>Total (Comprehensive Cost)</b>	<b>\$0</b>	<b>\$0</b>	<b>\$0</b>	<b>\$0</b>	<b>\$8,949</b>	<b>\$8,949</b>

Costs of Bicycle Crashes in Clinton County (2021 dollars)						
	Fatal	Serious Injury	Moderate Injury	Minor Injury	Property Damage Only	Total
Medical Care	\$25,971	\$0	\$6,899	\$0	\$648	\$33,518
Work Loss	\$1,189,275	\$0	\$14,235	\$0	\$1,234	\$1,204,744
Public Services	\$1,090	\$0	\$180	\$0	\$69	\$1,339
Adjudication	\$235,689	\$0	\$2,832	\$0	\$237	\$238,758
Insurance Administration	\$48,594	\$0	\$3,924	\$0	\$630	\$53,148
Congestion & Environmental	\$7,332	\$0	\$1,316	\$0	\$1,963	\$10,611
Property Damage & Loss	\$250	\$0	\$248	\$0	\$2,501	\$2,999
<b>Subtotal (Monetary Cost)</b>	<b>\$1,508,201</b>	<b>\$0</b>	<b>\$29,634</b>	<b>\$0</b>	<b>\$7,282</b>	<b>\$1,545,117</b>
Quality of Life	\$8,212,701	\$0	\$168,412	\$0	\$15,343	\$8,396,456
<b>Total (Comprehensive Cost)</b>	<b>\$9,720,902</b>	<b>\$0</b>	<b>\$198,046</b>	<b>\$0</b>	<b>\$22,625</b>	<b>\$9,941,573</b>

Crash Casualties



Crash Costs



# Clinton County Pedestrian Crashes

Injury Severity	Pedestrian Crash Victims	Pedestrian Victim Costs
Fatal	0	\$0
Serious Injury	1	\$1,063,799
Moderate Injury	3	\$739,830
Minor Injury	1	\$155,602
Property Damage Only	1	\$15,928
<b>Total</b>	<b>6</b>	<b>\$1,975,159</b>
Average cost of crash casualty	\$329,193	

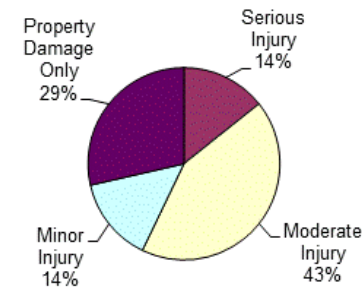
Injury Severity	Non-pedestrian Crash Victims	Non-pedestrian Victim Costs
Fatal	0	\$0
Serious Injury	0	\$0
Moderate Injury	0	\$0
Minor Injury	0	\$0
Property Damage Only	1	\$6,482
<b>Total</b>	<b>1</b>	<b>\$6,482</b>
Average cost of crash casualty	\$6,482	

Pedestrian Victim Costs in Pedestrian Crashes in Clinton County (2021 dollars)						
	Fatal	Serious Injury	Moderate Injury	Minor Injury	Property Damage Only	Total
Medical Care	\$0	\$48,297	\$27,399	\$5,464	\$558	\$81,718
Work Loss	\$0	\$77,925	\$46,596	\$8,950	\$836	\$134,307
Public Services	\$0	\$338	\$540	\$155	\$21	\$1,054
Adjudication	\$0	\$16,933	\$9,936	\$1,934	\$187	\$28,990
Insurance Administration	\$0	\$19,448	\$13,542	\$2,729	\$261	\$35,980
Congestion & Environmental	\$0	\$1,376	\$3,948	\$1,258	\$178	\$6,760
Subtotal (Monetary Cost)	\$0	\$164,317	\$101,961	\$20,490	\$2,041	\$288,809
Quality of Life	\$0	\$899,482	\$637,869	\$135,112	\$13,887	\$1,686,350
<b>Total (Comprehensive Cost)</b>	<b>\$0</b>	<b>\$1,063,799</b>	<b>\$739,830</b>	<b>\$155,602</b>	<b>\$15,928</b>	<b>\$1,975,159</b>

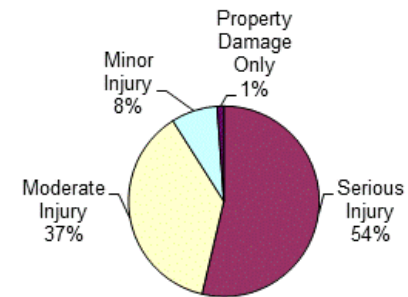
Non-pedestrian Victim in Pedestrian Crashes in Clinton County (2021 dollars)						
	Fatal	Serious Injury	Moderate Injury	Minor Injury	Property Damage Only	Total
Medical Care	\$0	\$0	\$0	\$0	\$184	\$184
Work Loss	\$0	\$0	\$0	\$0	\$405	\$405
Public Services	\$0	\$0	\$0	\$0	\$48	\$48
Adjudication	\$0	\$0	\$0	\$0	\$64	\$64
Insurance Administration	\$0	\$0	\$0	\$0	\$382	\$382
Congestion & Environmental	\$0	\$0	\$0	\$0	\$1,785	\$1,785
Subtotal (Monetary Cost)	\$0	\$0	\$0	\$0	\$2,868	\$2,868
Quality of Life	\$0	\$0	\$0	\$0	\$3,614	\$3,614
<b>Total (Comprehensive Cost)</b>	<b>\$0</b>	<b>\$0</b>	<b>\$0</b>	<b>\$0</b>	<b>\$6,482</b>	<b>\$6,482</b>

Costs of Pedestrian Crashes in Clinton County (2021 dollars)						
	Fatal	Serious Injury	Moderate Injury	Minor Injury	Property Damage Only	Total
Medical Care	\$0	\$48,297	\$27,399	\$5,464	\$742	\$81,902
Work Loss	\$0	\$77,925	\$46,596	\$8,950	\$1,241	\$134,712
Public Services	\$0	\$338	\$540	\$155	\$69	\$1,102
Adjudication	\$0	\$16,933	\$9,936	\$1,934	\$251	\$29,054
Insurance Administration	\$0	\$19,448	\$13,542	\$2,729	\$643	\$36,362
Congestion & Environmental	\$0	\$1,376	\$3,948	\$1,258	\$1,963	\$8,545
Subtotal (Monetary Cost)	\$0	\$164,317	\$101,961	\$20,490	\$4,909	\$291,677
Quality of Life	\$0	\$899,482	\$637,869	\$135,112	\$17,501	\$1,689,964
<b>Total (Comprehensive Cost)</b>	<b>\$0</b>	<b>\$1,063,799</b>	<b>\$739,830</b>	<b>\$155,602</b>	<b>\$22,410</b>	<b>\$1,981,641</b>

Crash Casualties



Crash Costs





# Crawford County Traffic Crashes and Crime

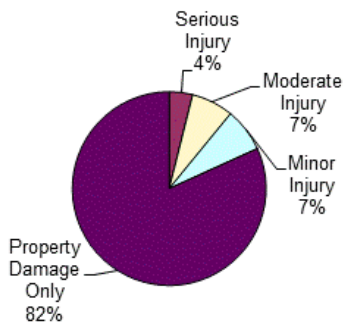
Crash Casualty Severity	Crash Casualties	Crash Costs
Fatal	0	\$0
Serious Injury	29	\$27,136,576
Moderate Injury	52	\$10,110,516
Minor Injury	54	\$5,437,260
Property Damage Only	606	\$5,423,094
<b>Total</b>	<b>741</b>	<b>\$48,107,446</b>
Average cost of crash casualty		\$64,922

Index Crime Category	Number of Crimes	Crime Costs
Murder	0	\$0
Rape	18	\$10,179,054
Aggravated Assault	26	\$1,210,248
Robbery	1	\$46,482
Larceny	129	\$552,249
Burglary	15	\$63,915
Motor Vehicle Theft	14	\$144,214
<b>Total</b>	<b>203</b>	<b>\$12,196,162</b>
Average cost of index crime		\$60,080

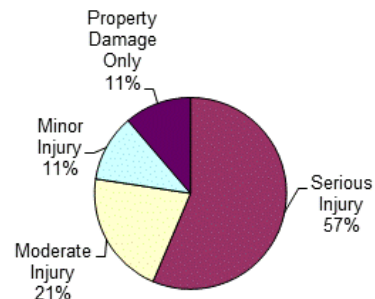
Costs of Crashes in Crawford County (2021 dollars)						
	Fatal	Serious Injury	Moderate Injury	Minor Injury	Property Damage Only	Total
Medical Care	\$0	\$1,162,291	\$366,132	\$194,724	\$111,504	\$1,834,651
Work Loss	\$0	\$2,000,420	\$684,320	\$350,406	\$245,430	\$3,280,576
Public Services	\$0	\$9,657	\$8,736	\$6,480	\$29,088	\$53,961
Adjudication & Sanctioning	\$0	\$423,516	\$140,712	\$72,684	\$38,784	\$675,696
Insurance Administration	\$0	\$361,601	\$201,084	\$122,958	\$231,492	\$917,135
Congestion & Environmental	\$0	\$52,345	\$92,248	\$95,904	\$1,081,710	\$1,322,207
Property Damage & Loss	\$0	\$360,528	\$483,704	\$376,434	\$1,495,002	\$2,715,668
<b>Subtotal (Monetary Cost)</b>	<b>\$0</b>	<b>\$4,370,358</b>	<b>\$1,976,936</b>	<b>\$1,219,590</b>	<b>\$3,233,010</b>	<b>\$10,799,894</b>
Quality of Life	\$0	\$22,766,218	\$8,133,580	\$4,217,670	\$2,190,084	\$37,307,552
<b>Total (Comprehensive Cost)</b>	<b>\$0</b>	<b>\$27,136,576</b>	<b>\$10,110,516</b>	<b>\$5,437,260</b>	<b>\$5,423,094</b>	<b>\$48,107,446</b>

Costs of Index Crimes in Crawford County (2021 dollars)								
	Murder	Rape	Aggravated Assault	Robbery	Larceny	Burglary	Motor Vehicle Theft	Total
Medical Care	\$0	\$60,732	\$54,990	\$1,983	\$0	\$0	\$0	\$117,705
Mental Health	\$0	\$118,530	\$10,608	\$199	\$0	\$0	\$0	\$129,337
Work Loss	\$0	\$128,286	\$59,176	\$4,606	\$3,999	\$585	\$1,638	\$198,290
Public Services	\$0	\$13,698	\$63,414	\$792	\$67,983	\$5,430	\$6,370	\$157,687
Adjudication & Sanctioning	\$0	\$814,284	\$155,870	\$14,497	\$334,755	\$11,565	\$27,860	\$1,358,831
Property Damage & Loss	\$0	\$3,402	\$2,184	\$1,377	\$145,512	\$46,335	\$108,346	\$307,156
<b>Subtotal (Monetary Cost)</b>	<b>\$0</b>	<b>\$1,138,932</b>	<b>\$346,242</b>	<b>\$23,454</b>	<b>\$552,249</b>	<b>\$63,915</b>	<b>\$144,214</b>	<b>\$2,269,006</b>
Quality of Life	\$0	\$9,040,122	\$864,006	\$23,028	\$0	\$0	\$0	\$9,927,156
<b>Total (Comprehensive Costs)</b>	<b>\$0</b>	<b>\$10,179,054</b>	<b>\$1,210,248</b>	<b>\$46,482</b>	<b>\$552,249</b>	<b>\$63,915</b>	<b>\$144,214</b>	<b>\$12,196,162</b>

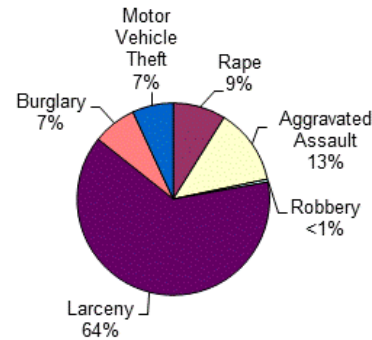
Crash Casualties



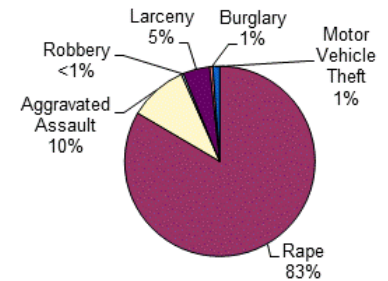
Crash Costs



Index Crimes



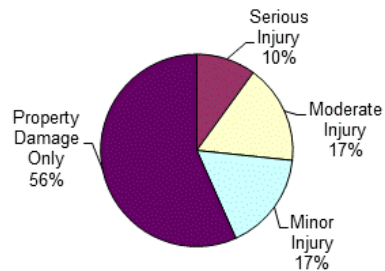
Index Crime Costs



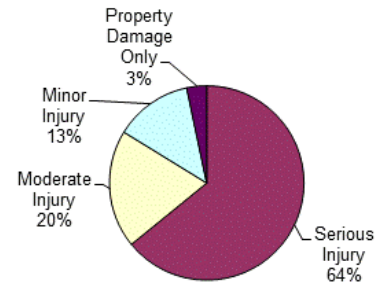
# Crawford County Alcohol-Involved Crashes

Crash Casualty Severity	Crash Casualties	Crash Costs
Fatal	0	\$0
Serious Injury	3	\$3,125,622
Moderate Injury	5	\$957,055
Minor Injury	5	\$630,726
Property Damage Only	17	\$161,058
<b>Total</b>	<b>30</b>	<b>\$4,874,461</b>
Average cost of crash casualty		\$162,482

Crash Casualties



Crash Costs

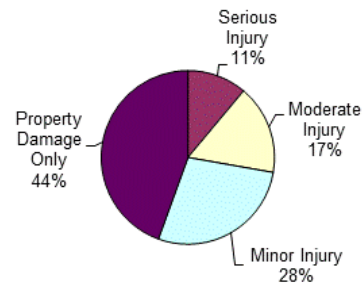


Costs of Alcohol-Involved Crashes in Crawford County (2021 dollars)						
	Fatal	Serious Injury	Moderate Injury	Minor Injury	Property Damage Only	Total
Medical Care	\$0	\$133,932	\$32,730	\$21,580	\$3,570	\$191,812
Work Loss	\$0	\$224,997	\$61,695	\$38,235	\$7,429	\$332,356
Public Services	\$0	\$1,029	\$830	\$645	\$833	\$3,337
Adjudication & Sanctioning	\$0	\$49,800	\$13,745	\$8,525	\$1,394	\$73,464
Insurance Administration	\$0	\$41,163	\$21,730	\$14,910	\$7,395	\$85,198
Congestion & Environmental	\$0	\$5,421	\$8,865	\$30,141	\$30,345	\$74,772
Property Damage & Loss	\$0	\$37,800	\$47,030	\$38,970	\$43,350	\$167,150
<b>Subtotal (Monetary Cost)</b>	<b>\$0</b>	<b>\$494,142</b>	<b>\$186,625</b>	<b>\$153,006</b>	<b>\$94,316</b>	<b>\$928,089</b>
Quality of Life	\$0	\$2,631,480	\$770,430	\$477,720	\$66,742	\$3,946,372
<b>Total (Comprehensive Cost)</b>	<b>\$0</b>	<b>\$3,125,622</b>	<b>\$957,055</b>	<b>\$630,726</b>	<b>\$161,058</b>	<b>\$4,874,461</b>

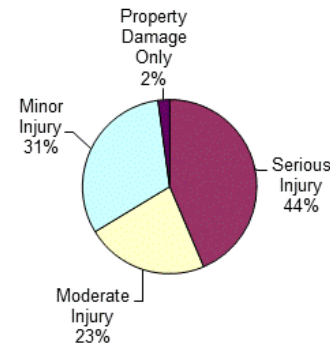
# Crawford County Drug-Involved Crashes

Crash Casualty Severity	Crash Casualties	Crash Costs
Fatal	0	\$0
Serious Injury	2	\$2,595,644
Moderate Injury	3	\$1,352,361
Minor Injury	5	\$1,876,185
Property Damage Only	8	\$127,016
<b>Total</b>	<b>18</b>	<b>\$5,951,206</b>
Average cost of crash casualty	\$330,623	

Crash Casualties



Crash Costs

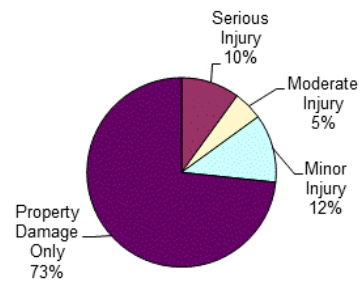


Costs of Drug-Involved Crashes in Crawford County (2021 dollars)						
	Fatal	Serious Injury	Moderate Injury	Minor Injury	Property Damage Only	Total
Medical Care	\$0	\$108,532	\$49,428	\$68,295	\$3,336	\$229,591
Work Loss	\$0	\$184,918	\$94,518	\$128,140	\$6,896	\$414,472
Public Services	\$0	\$776	\$675	\$970	\$424	\$2,845
Adjudication & Sanctioning	\$0	\$40,458	\$20,244	\$27,695	\$1,408	\$89,805
Insurance Administration	\$0	\$33,884	\$23,322	\$32,435	\$4,504	\$94,145
Congestion & Environmental	\$0	\$3,632	\$5,352	\$8,925	\$14,280	\$32,189
Property Damage & Loss	\$0	\$27,216	\$31,875	\$46,010	\$21,736	\$126,837
<b>Subtotal (Monetary Cost)</b>	<b>\$0</b>	<b>\$399,416</b>	<b>\$225,414</b>	<b>\$312,470</b>	<b>\$52,584</b>	<b>\$989,884</b>
Quality of Life	\$0	\$2,196,228	\$1,126,947	\$1,563,715	\$74,432	\$4,961,322
<b>Total (Comprehensive Cost)</b>	<b>\$0</b>	<b>\$2,595,644</b>	<b>\$1,352,361</b>	<b>\$1,876,185</b>	<b>\$127,016</b>	<b>\$5,951,206</b>

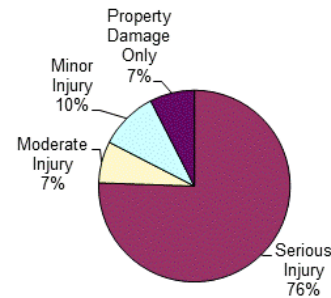
# Crawford County Young Driver Crashes (<21)

Crash Casualty Severity	Crash Casualties	Crash Costs
Fatal	0	\$0
Serious Injury	6	\$4,507,362
Moderate Injury	3	\$418,743
Minor Injury	7	\$590,618
Property Damage Only	44	\$449,636
<b>Total</b>	<b>60</b>	<b>\$5,966,359</b>
Average cost of crash casualty		\$99,439

Crash Casualties



Crash Costs

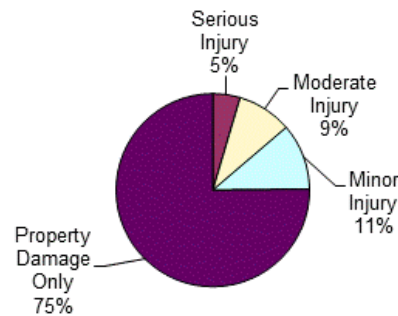


Costs of Young Driver Crashes in Crawford County (2021 dollars)						
	Fatal	Serious Injury	Moderate Injury	Minor Injury	Property Damage Only	Total
Medical Care	\$0	\$190,176	\$14,424	\$21,931	\$10,296	\$236,827
Work Loss	\$0	\$324,042	\$27,702	\$38,717	\$20,856	\$411,317
Public Services	\$0	\$1,776	\$477	\$847	\$2,244	\$5,344
Adjudication	\$0	\$68,874	\$5,649	\$8,092	\$3,520	\$86,135
Insurance Administration	\$0	\$61,848	\$9,546	\$14,637	\$18,876	\$104,907
Congestion & Environmental	\$0	\$10,794	\$5,319	\$12,411	\$78,540	\$107,064
Property Damage & Loss	\$0	\$70,026	\$27,231	\$50,722	\$117,304	\$265,283
<b>Subtotal (Monetary Cost)</b>	<b>\$0</b>	<b>\$727,536</b>	<b>\$90,348</b>	<b>\$147,357</b>	<b>\$251,636</b>	<b>\$1,216,877</b>
Quality of Life	\$0	\$3,779,826	\$328,395	\$443,261	\$198,000	\$4,749,482
<b>Total (Comprehensive Cost)</b>	<b>\$0</b>	<b>\$4,507,362</b>	<b>\$418,743</b>	<b>\$590,618</b>	<b>\$449,636</b>	<b>\$5,966,359</b>

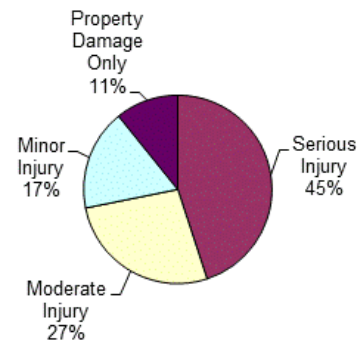
# Crawford County Older Driver Crashes (65+)

Crash Casualty Severity	Crash Casualties	Crash Costs
Fatal	0	\$0
Serious Injury	7	\$6,868,526
Moderate Injury	14	\$4,106,536
Minor Injury	17	\$2,651,269
Property Damage Only	115	\$1,651,975
<b>Total</b>	<b>153</b>	<b>\$15,278,306</b>
Average cost of crash casualty	\$99,858	

Crash Casualties



Crash Costs

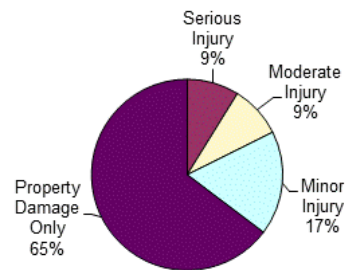


Costs of Older Driver Crashes in Crawford County (2021 dollars)						
	Fatal	Serious Injury	Moderate Injury	Minor Injury	Property Damage Only	Total
Medical Care	\$0	\$287,490	\$148,344	\$95,387	\$44,965	\$576,186
Work Loss	\$0	\$497,763	\$282,464	\$177,786	\$84,525	\$1,042,538
Public Services	\$0	\$2,373	\$2,660	\$2,363	\$6,210	\$13,606
Adjudication	\$0	\$105,112	\$57,680	\$36,499	\$15,640	\$214,931
Insurance Administration	\$0	\$92,960	\$72,870	\$52,768	\$59,110	\$277,708
Congestion & Environmental	\$0	\$12,635	\$24,920	\$30,209	\$205,160	\$272,924
Property Damage & Loss	\$0	\$91,105	\$135,002	\$129,948	\$330,280	\$686,335
<b>Subtotal (Monetary Cost)</b>	<b>\$0</b>	<b>\$1,089,438</b>	<b>\$723,940</b>	<b>\$524,960</b>	<b>\$745,890</b>	<b>\$3,084,228</b>
Quality of Life	\$0	\$5,779,088	\$3,382,596	\$2,126,309	\$906,085	\$12,194,078
<b>Total (Comprehensive Cost)</b>	<b>\$0</b>	<b>\$6,868,526</b>	<b>\$4,106,536</b>	<b>\$2,651,269</b>	<b>\$1,651,975</b>	<b>\$15,278,306</b>

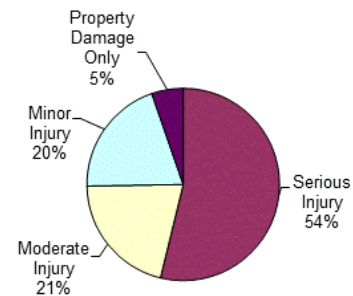
# Crawford County Medium/Large Truck Crashes

Crash Casualty Severity	Crash Casualties	Crash Costs
Fatal	0	\$0
Serious Injury	3	\$2,619,420
Moderate Injury	3	\$1,019,232
Minor Injury	6	\$971,904
Property Damage Only	22	\$257,290
<b>Total</b>	<b>34</b>	<b>\$4,867,846</b>
Average cost of crash casualty		\$143,172

Crash Casualties



Crash Costs



Costs of Medium/Large Truck Crashes in Crawford County (2021 dollars)						
	Fatal	Serious Injury	Moderate Injury	Minor Injury	Property Damage Only	Total
Medical Care	\$0	\$121,443	\$51,795	\$47,502	\$7,986	\$228,726
Work Loss	\$0	\$376,182	\$160,134	\$136,992	\$64,086	\$737,394
Public Services	\$0	\$963	\$525	\$1,152	\$1,034	\$3,674
Adjudication	\$0	\$43,533	\$8,502	\$9,012	\$3,498	\$64,545
Insurance Administration	\$0	\$34,197	\$10,950	\$13,380	\$12,056	\$70,583
Congestion & Environmental	\$0	\$5,601	\$5,505	\$11,022	\$40,634	\$62,762
Property Damage & Loss	\$0	\$32,169	\$24,639	\$37,530	\$63,360	\$157,698
<b>Subtotal (Monetary Cost)</b>	<b>\$0</b>	<b>\$614,088</b>	<b>\$262,050</b>	<b>\$256,590</b>	<b>\$192,654</b>	<b>\$1,325,382</b>
Quality of Life	\$0	\$2,005,332	\$757,182	\$715,314	\$64,636	\$3,542,464
<b>Total (Comprehensive Cost)</b>	<b>\$0</b>	<b>\$2,619,420</b>	<b>\$1,019,232</b>	<b>\$971,904</b>	<b>\$257,290</b>	<b>\$4,867,846</b>

# Crawford County Motorcycle Crashes

Injury Severity	Motorcyclist Crash Victims	Motorcyclist Victim Costs
Fatal	0	\$0
Serious Injury	4	\$3,885,884
Moderate Injury	4	\$1,065,216
Minor Injury	0	\$0
Property Damage Only	0	\$0
<b>Total</b>	<b>8</b>	<b>\$4,951,100</b>
Average cost of crash casualty		\$618,888

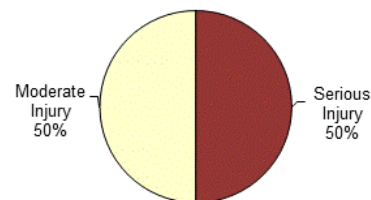
Injury Severity	Non-motorcyclist Crash Victims	Non-motorcyclist Victim Costs
Fatal	0	\$0
Serious Injury	0	\$0
Moderate Injury	0	\$0
Minor Injury	0	\$0
Property Damage Only	0	\$0
<b>Total</b>	<b>0</b>	<b>\$0</b>
Average cost of crash casualty		\$0

Motorcyclist Victim Costs in Motorcycle Crashes in Crawford County (2021 dollars)						
	Fatal	Serious Injury	Moderate Injury	Minor Injury	Property Damage Only	Total
Medical Care	\$0	\$161,928	\$37,956	\$0	\$0	\$199,884
Work Loss	\$0	\$293,116	\$76,728	\$0	\$0	\$369,844
Public Services	\$0	\$1,356	\$772	\$0	\$0	\$2,128
Adjudication	\$0	\$61,064	\$15,420	\$0	\$0	\$76,484
Insurance Administration	\$0	\$51,548	\$19,572	\$0	\$0	\$71,120
Congestion & Environmental	\$0	\$5,472	\$5,312	\$0	\$0	\$10,784
Property Damage & Loss	\$0	\$47,792	\$38,112	\$0	\$0	\$85,904
Subtotal (Monetary Cost)	\$0	\$622,276	\$193,872	\$0	\$0	\$816,148
Quality of Life	\$0	\$3,263,608	\$871,344	\$0	\$0	\$4,134,952
<b>Total (Comprehensive Cost)</b>	<b>\$0</b>	<b>\$3,885,884</b>	<b>\$1,065,216</b>	<b>\$0</b>	<b>\$0</b>	<b>\$4,951,100</b>

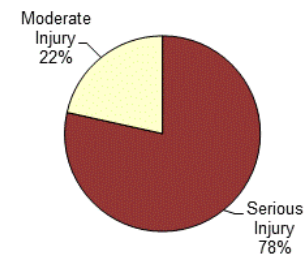
Non-motorcyclist Victim Costs in Motorcycle Crashes in Crawford County (2021 dollars)						
	Fatal	Serious Injury	Moderate Injury	Minor Injury	Property Damage Only	Total
Medical Care	\$0	\$0	\$0	\$0	\$0	\$0
Work Loss	\$0	\$0	\$0	\$0	\$0	\$0
Public Services	\$0	\$0	\$0	\$0	\$0	\$0
Adjudication	\$0	\$0	\$0	\$0	\$0	\$0
Insurance Administration	\$0	\$0	\$0	\$0	\$0	\$0
Congestion & Environmental	\$0	\$0	\$0	\$0	\$0	\$0
Property Damage & Loss	\$0	\$0	\$0	\$0	\$0	\$0
Subtotal (Monetary Cost)	\$0	\$0	\$0	\$0	\$0	\$0
Quality of Life	\$0	\$0	\$0	\$0	\$0	\$0
<b>Total (Comprehensive Cost)</b>	<b>\$0</b>	<b>\$0</b>	<b>\$0</b>	<b>\$0</b>	<b>\$0</b>	<b>\$0</b>

Costs of Motorcycle Crashes in Crawford County (2021 dollars)						
	Fatal	Serious Injury	Moderate Injury	Minor Injury	Property Damage Only	Total
Medical Care	\$0	\$161,928	\$37,956	\$0	\$0	\$199,884
Work Loss	\$0	\$293,116	\$76,728	\$0	\$0	\$369,844
Public Services	\$0	\$1,356	\$772	\$0	\$0	\$2,128
Adjudication	\$0	\$61,064	\$15,420	\$0	\$0	\$76,484
Insurance Administration	\$0	\$51,548	\$19,572	\$0	\$0	\$71,120
Congestion & Environmental	\$0	\$5,472	\$5,312	\$0	\$0	\$10,784
Property Damage & Loss	\$0	\$47,792	\$38,112	\$0	\$0	\$85,904
Subtotal (Monetary Cost)	\$0	\$622,276	\$193,872	\$0	\$0	\$816,148
Quality of Life	\$0	\$3,263,608	\$871,344	\$0	\$0	\$4,134,952
<b>Total (Comprehensive Cost)</b>	<b>\$0</b>	<b>\$3,885,884</b>	<b>\$1,065,216</b>	<b>\$0</b>	<b>\$0</b>	<b>\$4,951,100</b>

Crash Casualties



Crash Costs



# Crawford County Bicycle Crashes

Injury Severity	Bicyclist Crash Victims	Bicyclist Victim Costs
Fatal	0	\$0
Serious Injury	0	\$0
Moderate Injury	0	\$0
Minor Injury	0	\$0
Property Damage Only	0	\$0
<b>Total</b>	<b>0</b>	<b>\$0</b>
Average cost of crash casualty	\$0	

Injury Severity	Non-bicyclist Crash Victims	Non-bicyclist Victim Costs
Fatal	0	\$0
Serious Injury	0	\$0
Moderate Injury	0	\$0
Minor Injury	0	\$0
Property Damage Only	0	\$0
<b>Total</b>	<b>0</b>	<b>\$0</b>
Average cost of crash casualty	\$0	

Bicyclist Victim Costs in Bicycle Crashes in Crawford County (2021 dollars)						
	Fatal	Serious Injury	Moderate Injury	Minor Injury	Property Damage Only	Total
Medical Care	\$0	\$0	\$0	\$0	\$0	\$0
Work Loss	\$0	\$0	\$0	\$0	\$0	\$0
Public Services	\$0	\$0	\$0	\$0	\$0	\$0
Adjudication	\$0	\$0	\$0	\$0	\$0	\$0
Insurance Administration	\$0	\$0	\$0	\$0	\$0	\$0
Congestion & Environmental	\$0	\$0	\$0	\$0	\$0	\$0
Property Damage & Loss	\$0	\$0	\$0	\$0	\$0	\$0
Subtotal (Monetary Cost)	\$0	\$0	\$0	\$0	\$0	\$0
Quality of Life	\$0	\$0	\$0	\$0	\$0	\$0
<b>Total (Comprehensive Cost)</b>	<b>\$0</b>	<b>\$0</b>	<b>\$0</b>	<b>\$0</b>	<b>\$0</b>	<b>\$0</b>

Non-bicyclist Victim Costs in Bicycle Crashes in Crawford County (2021 dollars)						
	Fatal	Serious Injury	Moderate Injury	Minor Injury	Property Damage Only	Total
Medical Care	\$0	\$0	\$0	\$0	\$0	\$0
Work Loss	\$0	\$0	\$0	\$0	\$0	\$0
Public Services	\$0	\$0	\$0	\$0	\$0	\$0
Adjudication	\$0	\$0	\$0	\$0	\$0	\$0
Insurance Administration	\$0	\$0	\$0	\$0	\$0	\$0
Congestion & Environmental	\$0	\$0	\$0	\$0	\$0	\$0
Property Damage & Loss	\$0	\$0	\$0	\$0	\$0	\$0
Subtotal (Monetary Cost)	\$0	\$0	\$0	\$0	\$0	\$0
Quality of Life	\$0	\$0	\$0	\$0	\$0	\$0
<b>Total (Comprehensive Cost)</b>	<b>\$0</b>	<b>\$0</b>	<b>\$0</b>	<b>\$0</b>	<b>\$0</b>	<b>\$0</b>

Costs of Bicycle Crashes in Crawford County (2021 dollars)						
	Fatal	Serious Injury	Moderate Injury	Minor Injury	Property Damage Only	Total
Medical Care	\$0	\$0	\$0	\$0	\$0	\$0
Work Loss	\$0	\$0	\$0	\$0	\$0	\$0
Public Services	\$0	\$0	\$0	\$0	\$0	\$0
Adjudication	\$0	\$0	\$0	\$0	\$0	\$0
Insurance Administration	\$0	\$0	\$0	\$0	\$0	\$0
Congestion & Environmental	\$0	\$0	\$0	\$0	\$0	\$0
Property Damage & Loss	\$0	\$0	\$0	\$0	\$0	\$0
Subtotal (Monetary Cost)	\$0	\$0	\$0	\$0	\$0	\$0
Quality of Life	\$0	\$0	\$0	\$0	\$0	\$0
<b>Total (Comprehensive Cost)</b>	<b>\$0</b>	<b>\$0</b>	<b>\$0</b>	<b>\$0</b>	<b>\$0</b>	<b>\$0</b>

Crash Casualties

**No Bicycle Crashes**

Crash Costs

**Bicycle Crash Costs =  
\$0**



# Crawford County Pedestrian Crashes

Injury Severity	Pedestrian Crash Victims	Pedestrian Victim Costs
Fatal	0	\$0
Serious Injury	0	\$0
Moderate Injury	0	\$0
Minor Injury	0	\$0
Property Damage Only	0	\$0
Total	0	\$0
Average cost of crash casualty	\$0	

Injury Severity	Non-pedestrian Crash Victims	Non-pedestrian Victim Costs
Fatal	0	\$0
Serious Injury	0	\$0
Moderate Injury	0	\$0
Minor Injury	0	\$0
Property Damage Only	0	\$0
Total	0	\$0
Average cost of crash casualty	\$0	

Pedestrian Victim Costs in Pedestrian Crashes in Crawford County (2021 dollars)						
	Fatal	Serious Injury	Moderate Injury	Minor Injury	Property Damage Only	Total
Medical Care	\$0	\$0	\$0	\$0	\$0	\$0
Work Loss	\$0	\$0	\$0	\$0	\$0	\$0
Public Services	\$0	\$0	\$0	\$0	\$0	\$0
Adjudication	\$0	\$0	\$0	\$0	\$0	\$0
Insurance Administration	\$0	\$0	\$0	\$0	\$0	\$0
Congestion & Environmental	\$0	\$0	\$0	\$0	\$0	\$0
Subtotal (Monetary Cost)	\$0	\$0	\$0	\$0	\$0	\$0
Quality of Life	\$0	\$0	\$0	\$0	\$0	\$0
<b>Total (Comprehensive Cost)</b>	<b>\$0</b>	<b>\$0</b>	<b>\$0</b>	<b>\$0</b>	<b>\$0</b>	<b>\$0</b>

Non-pedestrian Victim in Pedestrian Crashes in Crawford County (2021 dollars)						
	Fatal	Serious Injury	Moderate Injury	Minor Injury	Property Damage Only	Total
Medical Care	\$0	\$0	\$0	\$0	\$0	\$0
Work Loss	\$0	\$0	\$0	\$0	\$0	\$0
Public Services	\$0	\$0	\$0	\$0	\$0	\$0
Adjudication	\$0	\$0	\$0	\$0	\$0	\$0
Insurance Administration	\$0	\$0	\$0	\$0	\$0	\$0
Congestion & Environmental	\$0	\$0	\$0	\$0	\$0	\$0
Subtotal (Monetary Cost)	\$0	\$0	\$0	\$0	\$0	\$0
Quality of Life	\$0	\$0	\$0	\$0	\$0	\$0
<b>Total (Comprehensive Cost)</b>	<b>\$0</b>	<b>\$0</b>	<b>\$0</b>	<b>\$0</b>	<b>\$0</b>	<b>\$0</b>

Costs of Pedestrian Crashes in Crawford County (2021 dollars)						
	Fatal	Serious Injury	Moderate Injury	Minor Injury	Property Damage Only	Total
Medical Care	\$0	\$0	\$0	\$0	\$0	\$0
Work Loss	\$0	\$0	\$0	\$0	\$0	\$0
Public Services	\$0	\$0	\$0	\$0	\$0	\$0
Adjudication	\$0	\$0	\$0	\$0	\$0	\$0
Insurance Administration	\$0	\$0	\$0	\$0	\$0	\$0
Congestion & Environmental	\$0	\$0	\$0	\$0	\$0	\$0
Subtotal (Monetary Cost)	\$0	\$0	\$0	\$0	\$0	\$0
Quality of Life	\$0	\$0	\$0	\$0	\$0	\$0
<b>Total (Comprehensive Cost)</b>	<b>\$0</b>	<b>\$0</b>	<b>\$0</b>	<b>\$0</b>	<b>\$0</b>	<b>\$0</b>

Crash Casualties

**No Pedestrian Crashes**

Crash Costs

**Pedestrian Crash Costs  
= \$0**

# Delta County Traffic Crashes and Crime

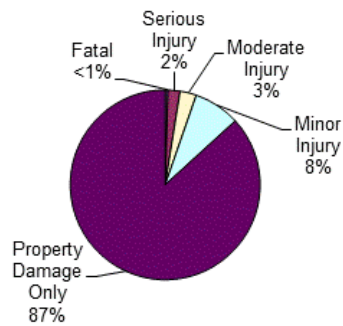
Crash Casualty Severity	Crash Casualties	Crash Costs
Fatal	7	\$72,762,081
Serious Injury	31	\$29,008,064
Moderate Injury	42	\$8,166,186
Minor Injury	119	\$11,982,110
Property Damage Only	1,305	\$11,678,445
<b>Total</b>	<b>1,504</b>	<b>\$133,596,886</b>
Average cost of crash casualty		\$88,828

Index Crime Category	Number of Crimes	Crime Costs
Murder	0	\$0
Rape	23	\$13,006,569
Aggravated Assault	38	\$1,768,824
Robbery	4	\$185,928
Larceny	290	\$1,241,490
Burglary	28	\$119,308
Motor Vehicle Theft	16	\$164,816
<b>Total</b>	<b>399</b>	<b>\$16,486,935</b>
Average cost of index crime		\$41,321

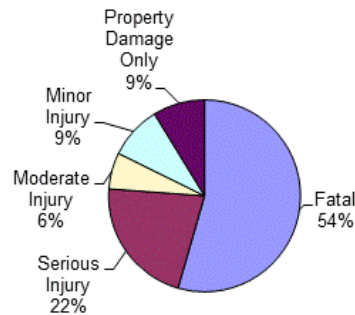
Costs of Crashes in Delta County (2021 dollars)						
	Fatal	Serious Injury	Moderate Injury	Minor Injury	Property Damage Only	Total
Medical Care	\$118,720	\$1,242,449	\$295,722	\$429,114	\$240,120	\$2,326,125
Work Loss	\$9,149,357	\$2,138,380	\$552,720	\$772,191	\$528,525	\$13,141,173
Public Services	\$7,630	\$10,323	\$7,056	\$14,280	\$62,640	\$101,929
Adjudication & Sanctioning	\$907,403	\$452,724	\$113,652	\$160,174	\$83,520	\$1,717,473
Insurance Administration	\$240,009	\$386,539	\$162,414	\$270,963	\$498,510	\$1,558,435
Congestion & Environmental	\$51,324	\$55,955	\$74,508	\$211,344	\$2,329,425	\$2,722,556
Property Damage & Loss	\$109,256	\$385,392	\$390,684	\$829,549	\$3,219,435	\$4,934,316
<b>Subtotal (Monetary Cost)</b>	<b>\$10,583,699</b>	<b>\$4,671,762</b>	<b>\$1,596,756</b>	<b>\$2,687,615</b>	<b>\$6,962,175</b>	<b>\$26,502,007</b>
Quality of Life	\$62,178,382	\$24,336,302	\$6,569,430	\$9,294,495	\$4,716,270	\$107,094,879
<b>Total (Comprehensive Cost)</b>	<b>\$72,762,081</b>	<b>\$29,008,064</b>	<b>\$8,166,186</b>	<b>\$11,982,110</b>	<b>\$11,678,445</b>	<b>\$133,596,886</b>

Costs of Index Crimes in Delta County (2021 dollars)								
	Murder	Rape	Aggravated Assault	Robbery	Larceny	Burglary	Motor Vehicle Theft	Total
Medical Care	\$0	\$77,602	\$80,370	\$7,932	\$0	\$0	\$0	\$165,904
Mental Health	\$0	\$151,455	\$15,504	\$796	\$0	\$0	\$0	\$167,755
Work Loss	\$0	\$163,921	\$86,488	\$18,424	\$8,990	\$1,092	\$1,872	\$280,787
Public Services	\$0	\$17,503	\$92,682	\$3,168	\$152,830	\$10,136	\$7,280	\$283,599
Adjudication & Sanctioning	\$0	\$1,040,474	\$227,810	\$57,988	\$752,550	\$21,588	\$31,840	\$2,132,250
Property Damage & Loss	\$0	\$4,347	\$3,192	\$5,508	\$327,120	\$86,492	\$123,824	\$550,483
<b>Subtotal (Monetary Cost)</b>	<b>\$0</b>	<b>\$1,455,302</b>	<b>\$506,046</b>	<b>\$93,816</b>	<b>\$1,241,490</b>	<b>\$119,308</b>	<b>\$164,816</b>	<b>\$3,580,778</b>
Quality of Life	\$0	\$11,551,267	\$1,262,778	\$92,112	\$0	\$0	\$0	\$12,906,157
<b>Total (Comprehensive Costs)</b>	<b>\$0</b>	<b>\$13,006,569</b>	<b>\$1,768,824</b>	<b>\$185,928</b>	<b>\$1,241,490</b>	<b>\$119,308</b>	<b>\$164,816</b>	<b>\$16,486,935</b>

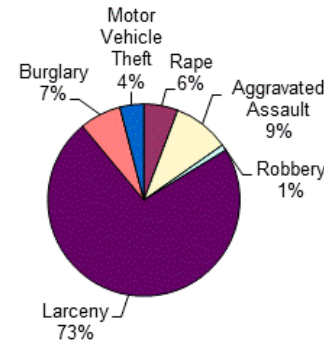
Crash Casualties



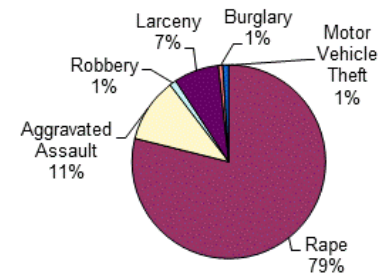
Crash Costs



Index Crimes



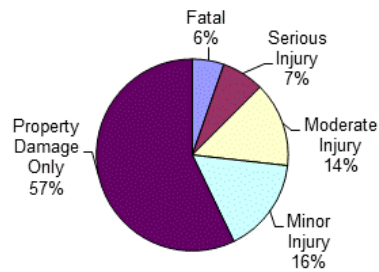
Index Crime Costs



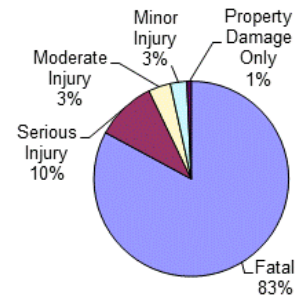
# Delta County Alcohol-Involved Crashes

Crash Casualty Severity	Crash Casualties	Crash Costs
Fatal	3	\$34,529,850
Serious Injury	4	\$4,167,496
Moderate Injury	8	\$1,533,061
Minor Injury	9	\$1,137,789
Property Damage Only	32	\$303,168
<b>Total</b>	<b>56</b>	<b>\$41,671,364</b>
Average cost of crash casualty		\$744,132

Crash Casualties



Crash Costs

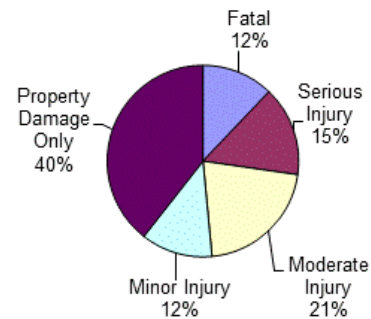


Costs of Alcohol-Involved Crashes in Delta County (2021 dollars)						
	Fatal	Serious Injury	Moderate Injury	Minor Injury	Property Damage Only	Total
Medical Care	\$50,880	\$178,576	\$52,368	\$38,844	\$6,720	\$327,388
Work Loss	\$4,694,283	\$299,996	\$98,712	\$68,823	\$13,984	\$5,175,798
Public Services	\$3,270	\$1,372	\$1,328	\$1,161	\$1,568	\$8,699
Adjudication & Sanctioning	\$388,887	\$66,400	\$21,992	\$15,345	\$2,624	\$495,248
Insurance Administration	\$102,861	\$54,884	\$34,768	\$26,838	\$13,920	\$233,271
Congestion & Environmental	\$21,996	\$7,228	\$15,957	\$56,736	\$57,120	\$159,037
Property Damage & Loss	\$46,824	\$50,400	\$75,248	\$70,146	\$81,600	\$324,218
<b>Subtotal (Monetary Cost)</b>	<b>\$5,309,001</b>	<b>\$658,856</b>	<b>\$300,373</b>	<b>\$277,893</b>	<b>\$177,536</b>	<b>\$6,723,659</b>
Quality of Life	\$29,220,849	\$3,508,640	\$1,232,688	\$859,896	\$125,632	\$34,947,705
<b>Total (Comprehensive Cost)</b>	<b>\$34,529,850</b>	<b>\$4,167,496</b>	<b>\$1,533,061</b>	<b>\$1,137,789</b>	<b>\$303,168</b>	<b>\$41,671,364</b>

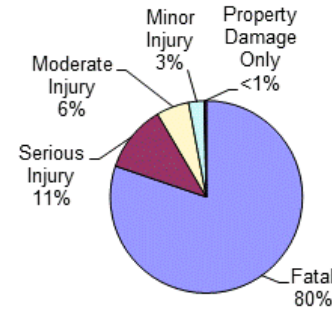
# Delta County Drug-Involved Crashes

Crash Casualty Severity	Crash Casualties	Crash Costs
Fatal	4	\$46,039,800
Serious Injury	5	\$6,489,110
Moderate Injury	7	\$3,155,509
Minor Injury	4	\$1,500,948
Property Damage Only	13	\$206,401
<b>Total</b>	<b>33</b>	<b>\$57,391,768</b>
Average cost of crash casualty	\$1,739,144	

Crash Casualties



Crash Costs

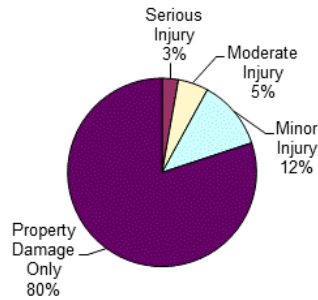


Costs of Drug-Involved Crashes in Delta County (2021 dollars)						
	Fatal	Serious Injury	Moderate Injury	Minor Injury	Property Damage Only	Total
Medical Care	\$67,840	\$271,330	\$115,332	\$54,636	\$5,421	\$514,559
Work Loss	\$6,259,044	\$462,295	\$220,542	\$102,512	\$11,206	\$7,055,599
Public Services	\$4,360	\$1,940	\$1,575	\$776	\$689	\$9,340
Adjudication & Sanctioning	\$518,516	\$101,145	\$47,236	\$22,156	\$2,288	\$691,341
Insurance Administration	\$137,148	\$84,710	\$54,418	\$25,948	\$7,319	\$309,543
Congestion & Environmental	\$29,328	\$9,080	\$12,488	\$7,140	\$23,205	\$81,241
Property Damage & Loss	\$62,432	\$68,040	\$74,375	\$36,808	\$35,321	\$276,976
<b>Subtotal (Monetary Cost)</b>	<b>\$7,078,668</b>	<b>\$998,540</b>	<b>\$525,966</b>	<b>\$249,976</b>	<b>\$85,449</b>	<b>\$8,938,599</b>
Quality of Life	\$38,961,132	\$5,490,570	\$2,629,543	\$1,250,972	\$120,952	\$48,453,169
<b>Total (Comprehensive Cost)</b>	<b>\$46,039,800</b>	<b>\$6,489,110</b>	<b>\$3,155,509</b>	<b>\$1,500,948</b>	<b>\$206,401</b>	<b>\$57,391,768</b>

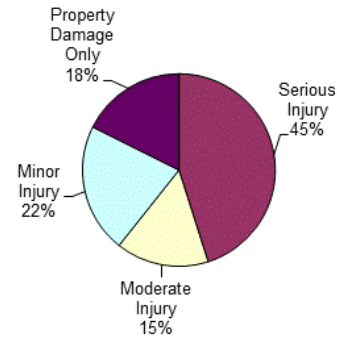
# Delta County Young Driver Crashes (<21)

Crash Casualty Severity	Crash Casualties	Crash Costs
Fatal	0	\$0
Serious Injury	7	\$5,258,589
Moderate Injury	13	\$1,814,553
Minor Injury	30	\$2,531,220
Property Damage Only	201	\$2,054,019
<b>Total</b>	<b>251</b>	<b>\$11,658,381</b>
Average cost of crash casualty		\$46,448

Crash Casualties



Crash Costs

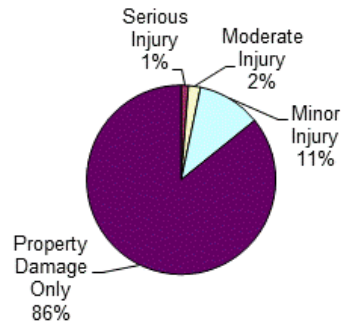


Costs of Young Driver Crashes in Delta County (2021 dollars)						
	Fatal	Serious Injury	Moderate Injury	Minor Injury	Property Damage Only	Total
Medical Care	\$0	\$221,872	\$62,504	\$93,990	\$47,034	\$425,400
Work Loss	\$0	\$378,049	\$120,042	\$165,930	\$95,274	\$759,295
Public Services	\$0	\$2,072	\$2,067	\$3,630	\$10,251	\$18,020
Adjudication	\$0	\$80,353	\$24,479	\$34,680	\$16,080	\$155,592
Insurance Administration	\$0	\$72,156	\$41,366	\$62,730	\$86,229	\$262,481
Congestion & Environmental	\$0	\$12,593	\$23,049	\$53,190	\$358,785	\$447,617
Property Damage & Loss	\$0	\$81,697	\$118,001	\$217,380	\$535,866	\$952,944
<b>Subtotal (Monetary Cost)</b>	<b>\$0</b>	<b>\$848,792</b>	<b>\$391,508</b>	<b>\$631,530</b>	<b>\$1,149,519</b>	<b>\$3,021,349</b>
Quality of Life	\$0	\$4,409,797	\$1,423,045	\$1,899,690	\$904,500	\$8,637,032
<b>Total (Comprehensive Cost)</b>	<b>\$0</b>	<b>\$5,258,589</b>	<b>\$1,814,553</b>	<b>\$2,531,220</b>	<b>\$2,054,019</b>	<b>\$11,658,381</b>

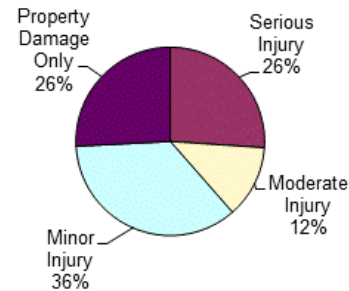
# Delta County Older Driver Crashes (65+)

Crash Casualty Severity	Crash Casualties	Crash Costs
Fatal	0	\$0
Serious Injury	5	\$4,906,090
Moderate Injury	8	\$2,346,592
Minor Injury	43	\$6,706,151
Property Damage Only	338	\$4,855,370
<b>Total</b>	<b>394</b>	<b>\$18,814,203</b>
Average cost of crash casualty	\$47,752	

Crash Casualties



Crash Costs



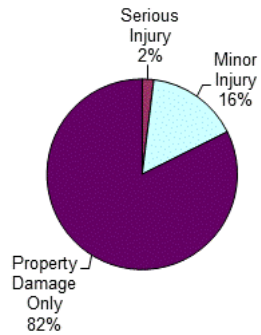
**Costs of Older Driver Crashes in Delta County (2021 dollars)**

	Fatal	Serious Injury	Moderate Injury	Minor Injury	Property Damage Only	Total
Medical Care	\$0	\$205,350	\$84,768	\$241,273	\$132,158	\$663,549
Work Loss	\$0	\$355,545	\$161,408	\$449,694	\$248,430	\$1,215,077
Public Services	\$0	\$1,695	\$1,520	\$5,977	\$18,252	\$27,444
Adjudication	\$0	\$75,080	\$32,960	\$92,321	\$45,968	\$246,329
Insurance Administration	\$0	\$66,400	\$41,640	\$133,472	\$173,732	\$415,244
Congestion & Environmental	\$0	\$9,025	\$14,240	\$76,411	\$602,992	\$702,668
Property Damage & Loss	\$0	\$65,075	\$77,144	\$328,692	\$970,736	\$1,441,647
<b>Subtotal (Monetary Cost)</b>	<b>\$0</b>	<b>\$778,170</b>	<b>\$413,680</b>	<b>\$1,327,840</b>	<b>\$2,192,268</b>	<b>\$4,711,958</b>
Quality of Life	\$0	\$4,127,920	\$1,932,912	\$5,378,311	\$2,663,102	\$14,102,245
<b>Total (Comprehensive Cost)</b>	<b>\$0</b>	<b>\$4,906,090</b>	<b>\$2,346,592</b>	<b>\$6,706,151</b>	<b>\$4,855,370</b>	<b>\$18,814,203</b>

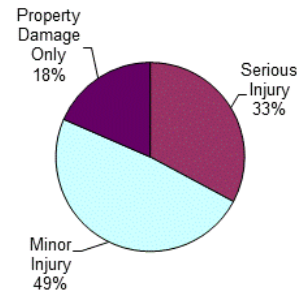
# Delta County Medium/Large Truck Crashes

Crash Casualty Severity	Crash Casualties	Crash Costs
Fatal	0	\$0
Serious Injury	1	\$873,140
Moderate Injury	0	\$0
Minor Injury	8	\$1,295,872
Property Damage Only	42	\$491,190
<b>Total</b>	<b>51</b>	<b>\$2,660,202</b>
Average cost of crash casualty		\$52,161

Crash Casualties



Crash Costs



Costs of Medium/Large Truck Crashes in Delta County (2021 dollars)						
	Fatal	Serious Injury	Moderate Injury	Minor Injury	Property Damage Only	Total
Medical Care	\$0	\$40,481	\$0	\$63,336	\$15,246	\$119,063
Work Loss	\$0	\$125,394	\$0	\$182,656	\$122,346	\$430,396
Public Services	\$0	\$321	\$0	\$1,536	\$1,974	\$3,831
Adjudication	\$0	\$14,511	\$0	\$12,016	\$6,678	\$33,205
Insurance Administration	\$0	\$11,399	\$0	\$17,840	\$23,016	\$52,255
Congestion & Environmental	\$0	\$1,867	\$0	\$14,696	\$77,574	\$94,137
Property Damage & Loss	\$0	\$10,723	\$0	\$50,040	\$120,960	\$181,723
<b>Subtotal (Monetary Cost)</b>	<b>\$0</b>	<b>\$204,696</b>	<b>\$0</b>	<b>\$342,120</b>	<b>\$367,794</b>	<b>\$914,610</b>
Quality of Life	\$0	\$668,444	\$0	\$953,752	\$123,396	\$1,745,592
<b>Total (Comprehensive Cost)</b>	<b>\$0</b>	<b>\$873,140</b>	<b>\$0</b>	<b>\$1,295,872</b>	<b>\$491,190</b>	<b>\$2,660,202</b>

# Delta County Motorcycle Crashes

Injury Severity	Motorcyclist Crash Victims	Motorcyclist Victim Costs
Fatal	1	\$10,729,068
Serious Injury	4	\$3,885,884
Moderate Injury	4	\$1,065,216
Minor Injury	2	\$467,238
Property Damage Only	1	\$50,262
<b>Total</b>	<b>12</b>	<b>\$16,197,668</b>
Average cost of crash casualty	\$1,349,806	

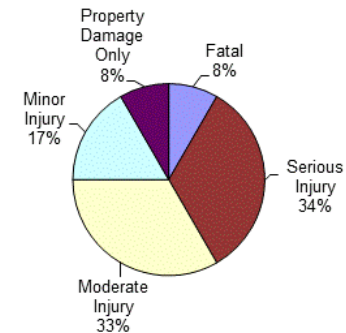
Injury Severity	Non-motorcyclist Crash Victims	Non-motorcyclist Victim Costs
Fatal	0	\$0
Serious Injury	0	\$0
Moderate Injury	0	\$0
Minor Injury	0	\$0
Property Damage Only	0	\$0
<b>Total</b>	<b>0</b>	<b>\$0</b>
Average cost of crash casualty	\$0	

Motorcyclist Victim Costs in Motorcycle Crashes in Delta County (2021 dollars)						
	Fatal	Serious Injury	Moderate Injury	Minor Injury	Property Damage Only	Total
Medical Care	\$19,680	\$161,928	\$37,956	\$16,620	\$1,554	\$237,738
Work Loss	\$1,477,877	\$293,116	\$76,728	\$33,602	\$3,181	\$1,884,504
Public Services	\$1,090	\$1,356	\$772	\$370	\$85	\$3,673
Adjudication	\$129,629	\$61,064	\$15,420	\$6,756	\$633	\$213,502
Insurance Administration	\$32,488	\$51,548	\$19,572	\$8,866	\$1,394	\$113,868
Congestion & Environmental	\$7,332	\$5,472	\$5,312	\$2,656	\$1,331	\$22,103
Property Damage & Loss	\$22,303	\$47,792	\$38,112	\$18,536	\$5,691	\$132,434
<b>Subtotal (Monetary Cost)</b>	<b>\$1,690,399</b>	<b>\$622,276</b>	<b>\$193,872</b>	<b>\$87,406</b>	<b>\$13,869</b>	<b>\$2,607,822</b>
Quality of Life	\$9,038,669	\$3,263,608	\$871,344	\$379,832	\$36,393	\$13,589,846
<b>Total (Comprehensive Cost)</b>	<b>\$10,729,068</b>	<b>\$3,885,884</b>	<b>\$1,065,216</b>	<b>\$467,238</b>	<b>\$50,262</b>	<b>\$16,197,668</b>

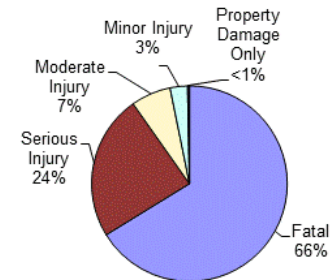
Non-motorcyclist Victim Costs in Motorcycle Crashes in Delta County (2021 dollars)						
	Fatal	Serious Injury	Moderate Injury	Minor Injury	Property Damage Only	Total
Medical Care	\$0	\$0	\$0	\$0	\$0	\$0
Work Loss	\$0	\$0	\$0	\$0	\$0	\$0
Public Services	\$0	\$0	\$0	\$0	\$0	\$0
Adjudication	\$0	\$0	\$0	\$0	\$0	\$0
Insurance Administration	\$0	\$0	\$0	\$0	\$0	\$0
Congestion & Environmental	\$0	\$0	\$0	\$0	\$0	\$0
Property Damage & Loss	\$0	\$0	\$0	\$0	\$0	\$0
<b>Subtotal (Monetary Cost)</b>	<b>\$0</b>	<b>\$0</b>	<b>\$0</b>	<b>\$0</b>	<b>\$0</b>	<b>\$0</b>
Quality of Life	\$0	\$0	\$0	\$0	\$0	\$0
<b>Total (Comprehensive Cost)</b>	<b>\$0</b>	<b>\$0</b>	<b>\$0</b>	<b>\$0</b>	<b>\$0</b>	<b>\$0</b>

Costs of Motorcycle Crashes in Delta County (2021 dollars)						
	Fatal	Serious Injury	Moderate Injury	Minor Injury	Property Damage Only	Total
Medical Care	\$19,680	\$161,928	\$37,956	\$16,620	\$1,554	\$237,738
Work Loss	\$1,477,877	\$293,116	\$76,728	\$33,602	\$3,181	\$1,884,504
Public Services	\$1,090	\$1,356	\$772	\$370	\$85	\$3,673
Adjudication	\$129,629	\$61,064	\$15,420	\$6,756	\$633	\$213,502
Insurance Administration	\$32,488	\$51,548	\$19,572	\$8,866	\$1,394	\$113,868
Congestion & Environmental	\$7,332	\$5,472	\$5,312	\$2,656	\$1,331	\$22,103
Property Damage & Loss	\$22,303	\$47,792	\$38,112	\$18,536	\$5,691	\$132,434
<b>Subtotal (Monetary Cost)</b>	<b>\$1,690,399</b>	<b>\$622,276</b>	<b>\$193,872</b>	<b>\$87,406</b>	<b>\$13,869</b>	<b>\$2,607,822</b>
Quality of Life	\$9,038,669	\$3,263,608	\$871,344	\$379,832	\$36,393	\$13,589,846
<b>Total (Comprehensive Cost)</b>	<b>\$10,729,068</b>	<b>\$3,885,884</b>	<b>\$1,065,216</b>	<b>\$467,238</b>	<b>\$50,262</b>	<b>\$16,197,668</b>

Crash Casualties



Crash Costs





# Delta County Bicycle Crashes

Injury Severity	Bicyclist Crash Victims	Bicyclist Victim Costs
Fatal	0	\$0
Serious Injury	1	\$934,954
Moderate Injury	2	\$396,092
Minor Injury	2	\$253,784
Property Damage Only	0	\$0
<b>Total</b>	<b>5</b>	<b>\$1,584,830</b>
Average cost of crash casualty	\$316,966	

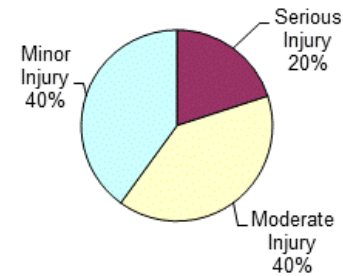
Injury Severity	Non-bicyclist Crash Victims	Non-bicyclist Victim Costs
Fatal	0	\$0
Serious Injury	0	\$0
Moderate Injury	0	\$0
Minor Injury	0	\$0
Property Damage Only	0	\$0
<b>Total</b>	<b>0</b>	<b>\$0</b>
Average cost of crash casualty	\$0	

Bicyclist Victim Costs in Bicycle Crashes in Delta County (2021 dollars)						
	Fatal	Serious Injury	Moderate Injury	Minor Injury	Property Damage Only	Total
Medical Care	\$0	\$40,528	\$13,798	\$8,544	\$0	\$62,870
Work Loss	\$0	\$75,862	\$28,470	\$16,702	\$0	\$121,034
Public Services	\$0	\$338	\$360	\$310	\$0	\$1,008
Adjudication	\$0	\$15,473	\$5,664	\$3,384	\$0	\$24,521
Insurance Administration	\$0	\$17,637	\$7,848	\$4,874	\$0	\$30,359
Congestion & Environmental	\$0	\$1,376	\$2,632	\$2,516	\$0	\$6,524
Property Damage & Loss	\$0	\$250	\$496	\$476	\$0	\$1,222
Subtotal (Monetary Cost)	\$0	\$151,464	\$59,268	\$36,806	\$0	\$247,538
Quality of Life	\$0	\$783,490	\$336,824	\$216,978	\$0	\$1,337,292
<b>Total (Comprehensive Cost)</b>	<b>\$0</b>	<b>\$934,954</b>	<b>\$396,092</b>	<b>\$253,784</b>	<b>\$0</b>	<b>\$1,584,830</b>

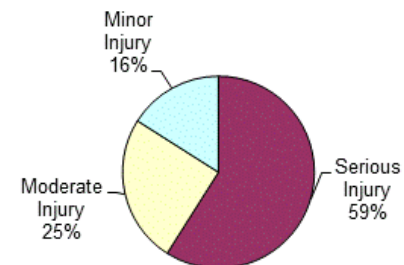
Non-bicyclist Victim Costs in Bicycle Crashes in Delta County (2021 dollars)						
	Fatal	Serious Injury	Moderate Injury	Minor Injury	Property Damage Only	Total
Medical Care	\$0	\$0	\$0	\$0	\$0	\$0
Work Loss	\$0	\$0	\$0	\$0	\$0	\$0
Public Services	\$0	\$0	\$0	\$0	\$0	\$0
Adjudication	\$0	\$0	\$0	\$0	\$0	\$0
Insurance Administration	\$0	\$0	\$0	\$0	\$0	\$0
Congestion & Environmental	\$0	\$0	\$0	\$0	\$0	\$0
Property Damage & Loss	\$0	\$0	\$0	\$0	\$0	\$0
Subtotal (Monetary Cost)	\$0	\$0	\$0	\$0	\$0	\$0
Quality of Life	\$0	\$0	\$0	\$0	\$0	\$0
<b>Total (Comprehensive Cost)</b>	<b>\$0</b>	<b>\$0</b>	<b>\$0</b>	<b>\$0</b>	<b>\$0</b>	<b>\$0</b>

Costs of Bicycle Crashes in Delta County (2021 dollars)						
	Fatal	Serious Injury	Moderate Injury	Minor Injury	Property Damage Only	Total
Medical Care	\$0	\$40,528	\$13,798	\$8,544	\$0	\$62,870
Work Loss	\$0	\$75,862	\$28,470	\$16,702	\$0	\$121,034
Public Services	\$0	\$338	\$360	\$310	\$0	\$1,008
Adjudication	\$0	\$15,473	\$5,664	\$3,384	\$0	\$24,521
Insurance Administration	\$0	\$17,637	\$7,848	\$4,874	\$0	\$30,359
Congestion & Environmental	\$0	\$1,376	\$2,632	\$2,516	\$0	\$6,524
Property Damage & Loss	\$0	\$250	\$496	\$476	\$0	\$1,222
Subtotal (Monetary Cost)	\$0	\$151,464	\$59,268	\$36,806	\$0	\$247,538
Quality of Life	\$0	\$783,490	\$336,824	\$216,978	\$0	\$1,337,292
<b>Total (Comprehensive Cost)</b>	<b>\$0</b>	<b>\$934,954</b>	<b>\$396,092</b>	<b>\$253,784</b>	<b>\$0</b>	<b>\$1,584,830</b>

Crash Casualties



Crash Costs



# Delta County Pedestrian Crashes

Injury Severity	Pedestrian Crash Victims	Pedestrian Victim Costs
Fatal	1	\$9,734,351
Serious Injury	1	\$1,063,799
Moderate Injury	0	\$0
Minor Injury	4	\$622,408
Property Damage Only	0	\$0
<b>Total</b>	<b>6</b>	<b>\$11,420,558</b>
Average cost of crash casualty		\$1,903,426

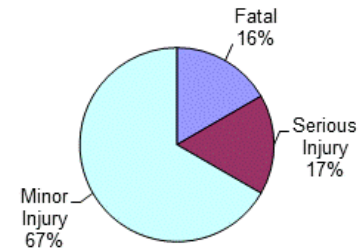
Injury Severity	Non-pedestrian Crash Victims	Non-pedestrian Victim Costs
Fatal	0	\$0
Serious Injury	0	\$0
Moderate Injury	0	\$0
Minor Injury	0	\$0
Property Damage Only	0	\$0
<b>Total</b>	<b>0</b>	<b>\$0</b>
Average cost of crash casualty		\$0

Pedestrian Victim Costs in Pedestrian Crashes in Delta County (2021 dollars)						
	Fatal	Serious Injury	Moderate Injury	Minor Injury	Property Damage Only	Total
Medical Care	\$22,607	\$48,297	\$0	\$21,856	\$0	\$92,760
Work Loss	\$1,187,181	\$77,925	\$0	\$35,800	\$0	\$1,300,906
Public Services	\$1,090	\$338	\$0	\$620	\$0	\$2,048
Adjudication	\$129,629	\$16,933	\$0	\$7,736	\$0	\$154,298
Insurance Administration	\$48,594	\$19,448	\$0	\$10,916	\$0	\$78,958
Congestion & Environmental	\$7,332	\$1,376	\$0	\$5,032	\$0	\$13,740
Subtotal (Monetary Cost)	\$1,396,433	\$164,317	\$0	\$81,960	\$0	\$1,642,710
Quality of Life	\$8,337,918	\$899,482	\$0	\$540,448	\$0	\$9,777,848
<b>Total (Comprehensive Cost)</b>	<b>\$9,734,351</b>	<b>\$1,063,799</b>	<b>\$0</b>	<b>\$622,408</b>	<b>\$0</b>	<b>\$11,420,558</b>

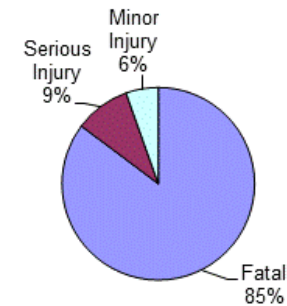
Non-pedestrian Victim in Pedestrian Crashes in Delta County (2021 dollars)						
	Fatal	Serious Injury	Moderate Injury	Minor Injury	Property Damage Only	Total
Medical Care	\$0	\$0	\$0	\$0	\$0	\$0
Work Loss	\$0	\$0	\$0	\$0	\$0	\$0
Public Services	\$0	\$0	\$0	\$0	\$0	\$0
Adjudication	\$0	\$0	\$0	\$0	\$0	\$0
Insurance Administration	\$0	\$0	\$0	\$0	\$0	\$0
Congestion & Environmental	\$0	\$0	\$0	\$0	\$0	\$0
Subtotal (Monetary Cost)	\$0	\$0	\$0	\$0	\$0	\$0
Quality of Life	\$0	\$0	\$0	\$0	\$0	\$0
<b>Total (Comprehensive Cost)</b>	<b>\$0</b>	<b>\$0</b>	<b>\$0</b>	<b>\$0</b>	<b>\$0</b>	<b>\$0</b>

Costs of Pedestrian Crashes in Delta County (2021 dollars)						
	Fatal	Serious Injury	Moderate Injury	Minor Injury	Property Damage Only	Total
Medical Care	\$22,607	\$48,297	\$0	\$21,856	\$0	\$92,760
Work Loss	\$1,187,181	\$77,925	\$0	\$35,800	\$0	\$1,300,906
Public Services	\$1,090	\$338	\$0	\$620	\$0	\$2,048
Adjudication	\$129,629	\$16,933	\$0	\$7,736	\$0	\$154,298
Insurance Administration	\$48,594	\$19,448	\$0	\$10,916	\$0	\$78,958
Congestion & Environmental	\$7,332	\$1,376	\$0	\$5,032	\$0	\$13,740
Subtotal (Monetary Cost)	\$1,396,433	\$164,317	\$0	\$81,960	\$0	\$1,642,710
Quality of Life	\$8,337,918	\$899,482	\$0	\$540,448	\$0	\$9,777,848
<b>Total (Comprehensive Cost)</b>	<b>\$9,734,351</b>	<b>\$1,063,799</b>	<b>\$0</b>	<b>\$622,408</b>	<b>\$0</b>	<b>\$11,420,558</b>

Crash Casualties



Crash Costs



# Dickinson County Traffic Crashes and Crime

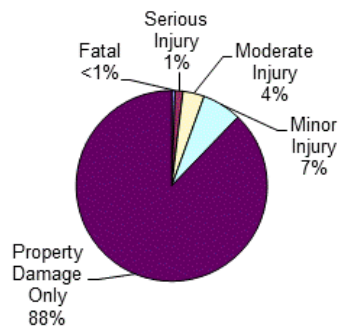
Crash Casualty Severity	Crash Casualties	Crash Costs
Fatal	7	\$72,762,081
Serious Injury	16	\$14,971,904
Moderate Injury	44	\$8,555,052
Minor Injury	81	\$8,155,890
Property Damage Only	1,066	\$9,539,634
<b>Total</b>	<b>1,214</b>	<b>\$113,984,561</b>
Average cost of crash casualty		\$93,892

Index Crime Category	Number of Crimes	Crime Costs
Murder	0	\$0
Rape	7	\$3,958,521
Aggravated Assault	3	\$139,644
Robbery	0	\$0
Larceny	27	\$115,587
Burglary	8	\$34,088
Motor Vehicle Theft	3	\$30,903
<b>Total</b>	<b>48</b>	<b>\$4,278,743</b>
Average cost of index crime		\$89,140

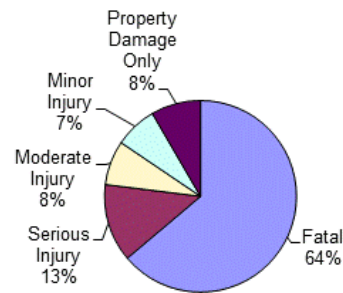
Costs of Crashes in Dickinson County (2021 dollars)						
	Fatal	Serious Injury	Moderate Injury	Minor Injury	Property Damage Only	Total
Medical Care	\$118,720	\$641,264	\$309,804	\$292,086	\$196,144	\$1,558,018
Work Loss	\$9,149,357	\$1,103,680	\$579,040	\$525,609	\$431,730	\$11,789,416
Public Services	\$7,630	\$5,328	\$7,392	\$9,720	\$51,168	\$81,238
Adjudication & Sanctioning	\$907,403	\$233,664	\$119,064	\$109,026	\$68,224	\$1,437,381
Insurance Administration	\$240,009	\$199,504	\$170,148	\$184,437	\$407,212	\$1,201,310
Congestion & Environmental	\$51,324	\$28,880	\$78,056	\$143,856	\$1,902,810	\$2,204,926
Property Damage & Loss	\$109,256	\$198,912	\$409,288	\$564,651	\$2,629,822	\$3,911,929
Subtotal (Monetary Cost)	\$10,583,699	\$2,411,232	\$1,672,792	\$1,829,385	\$5,687,110	\$22,184,218
Quality of Life	\$62,178,382	\$12,560,672	\$6,882,260	\$6,326,505	\$3,852,524	\$91,800,343
<b>Total (Comprehensive Cost)</b>	<b>\$72,762,081</b>	<b>\$14,971,904</b>	<b>\$8,555,052</b>	<b>\$8,155,890</b>	<b>\$9,539,634</b>	<b>\$113,984,561</b>

Costs of Index Crimes in Dickinson County (2021 dollars)								
	Murder	Rape	Aggravated Assault	Robbery	Larceny	Burglary	Motor Vehicle Theft	Total
Medical Care	\$0	\$23,618	\$6,345	\$0	\$0	\$0	\$0	\$29,963
Mental Health	\$0	\$46,095	\$1,224	\$0	\$0	\$0	\$0	\$47,319
Work Loss	\$0	\$49,889	\$6,828	\$0	\$837	\$312	\$351	\$58,217
Public Services	\$0	\$5,327	\$7,317	\$0	\$14,229	\$2,896	\$1,365	\$31,134
Adjudication & Sanctioning	\$0	\$316,666	\$17,985	\$0	\$70,065	\$6,168	\$5,970	\$416,854
Property Damage & Loss	\$0	\$1,323	\$252	\$0	\$30,456	\$24,712	\$23,217	\$79,960
Subtotal (Monetary Cost)	\$0	\$442,918	\$39,951	\$0	\$115,587	\$34,088	\$30,903	\$663,447
Quality of Life	\$0	\$3,515,603	\$99,693	\$0	\$0	\$0	\$0	\$3,615,296
<b>Total (Comprehensive Costs)</b>	<b>\$0</b>	<b>\$3,958,521</b>	<b>\$139,644</b>	<b>\$0</b>	<b>\$115,587</b>	<b>\$34,088</b>	<b>\$30,903</b>	<b>\$4,278,743</b>

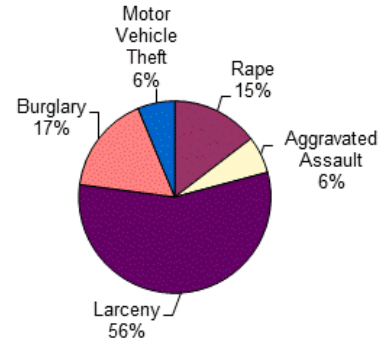
Crash Casualties



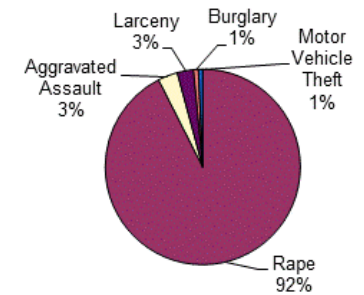
Crash Costs



Index Crimes



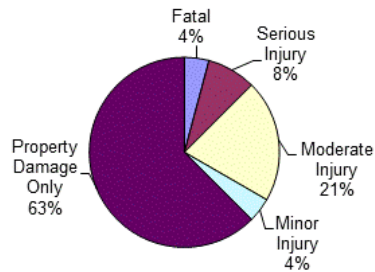
Index Crime Costs



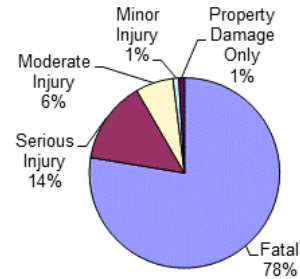
# Dickinson County Alcohol-Involved Crashes

Crash Casualty Severity	Crash Casualties	Crash Costs
Fatal	1	\$11,509,950
Serious Injury	2	\$2,083,748
Moderate Injury	5	\$949,963
Minor Injury	1	\$146,712
Property Damage Only	15	\$142,110
<b>Total</b>	<b>24</b>	<b>\$14,832,483</b>
Average cost of crash casualty		\$618,020

Crash Casualties



Crash Costs

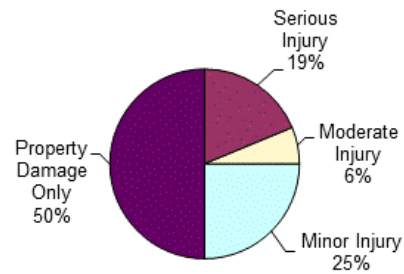


Costs of Alcohol-Involved Crashes in Dickinson County (2021 dollars)						
	Fatal	Serious Injury	Moderate Injury	Minor Injury	Property Damage Only	Total
Medical Care	\$16,960	\$89,288	\$32,730	\$4,316	\$3,150	\$146,444
Work Loss	\$1,564,761	\$149,998	\$61,695	\$7,647	\$6,555	\$1,790,656
Public Services	\$1,090	\$686	\$830	\$129	\$735	\$3,470
Adjudication & Sanctioning	\$129,629	\$33,200	\$13,745	\$1,705	\$1,230	\$179,509
Insurance Administration	\$34,287	\$27,442	\$21,730	\$2,982	\$6,525	\$92,966
Congestion & Environmental	\$7,332	\$3,614	\$1,773	\$26,595	\$26,775	\$66,089
Property Damage & Loss	\$15,608	\$25,200	\$47,030	\$7,794	\$38,250	\$133,882
<b>Subtotal (Monetary Cost)</b>	<b>\$1,769,667</b>	<b>\$329,428</b>	<b>\$179,533</b>	<b>\$51,168</b>	<b>\$83,220</b>	<b>\$2,413,016</b>
Quality of Life	\$9,740,283	\$1,754,320	\$770,430	\$95,544	\$58,890	\$12,419,467
<b>Total (Comprehensive Cost)</b>	<b>\$11,509,950</b>	<b>\$2,083,748</b>	<b>\$949,963</b>	<b>\$146,712</b>	<b>\$142,110</b>	<b>\$14,832,483</b>

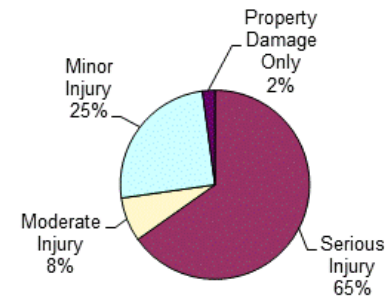
# Dickinson County Drug-Involved Crashes

Crash Casualty Severity	Crash Casualties	Crash Costs
Fatal	0	\$0
Serious Injury	3	\$3,893,466
Moderate Injury	1	\$450,787
Minor Injury	4	\$1,500,948
Property Damage Only	8	\$127,016
<b>Total</b>	<b>16</b>	<b>\$5,972,217</b>
Average cost of crash casualty	\$373,264	

Crash Casualties



Crash Costs

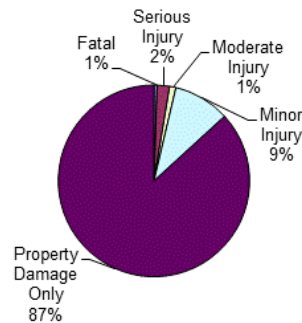


Costs of Drug-Involved Crashes in Dickinson County (2021 dollars)						
	Fatal	Serious Injury	Moderate Injury	Minor Injury	Property Damage Only	Total
Medical Care	\$0	\$162,798	\$16,476	\$54,636	\$3,336	\$237,246
Work Loss	\$0	\$277,377	\$31,506	\$102,512	\$6,896	\$418,291
Public Services	\$0	\$1,164	\$225	\$776	\$424	\$2,589
Adjudication & Sanctioning	\$0	\$60,687	\$6,748	\$22,156	\$1,408	\$90,999
Insurance Administration	\$0	\$50,826	\$7,774	\$25,948	\$4,504	\$89,052
Congestion & Environmental	\$0	\$5,448	\$1,784	\$7,140	\$14,280	\$28,652
Property Damage & Loss	\$0	\$40,824	\$10,625	\$36,808	\$21,736	\$109,993
<b>Subtotal (Monetary Cost)</b>	<b>\$0</b>	<b>\$599,124</b>	<b>\$75,138</b>	<b>\$249,976</b>	<b>\$52,584</b>	<b>\$976,822</b>
Quality of Life	\$0	\$3,294,342	\$375,649	\$1,250,972	\$74,432	\$4,995,395
<b>Total (Comprehensive Cost)</b>	<b>\$0</b>	<b>\$3,893,466</b>	<b>\$450,787</b>	<b>\$1,500,948</b>	<b>\$127,016</b>	<b>\$5,972,217</b>

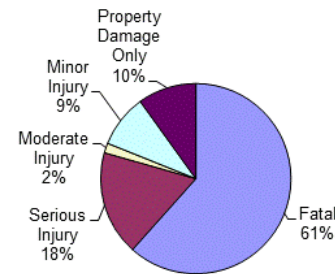
# Dickinson County Young Driver Crashes (<21)

Crash Casualty Severity	Crash Casualties	Crash Costs
Fatal	1	\$10,394,583
Serious Injury	4	\$3,004,908
Moderate Injury	2	\$279,162
Minor Injury	18	\$1,518,732
Property Damage Only	164	\$1,675,916
<b>Total</b>	<b>189</b>	<b>\$16,873,301</b>
Average cost of crash casualty		\$89,277

Crash Casualties



Crash Costs

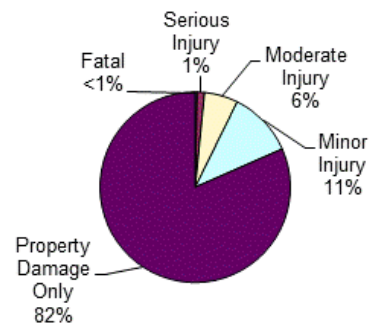


Costs of Young Driver Crashes in Dickinson County (2021 dollars)						
	Fatal	Serious Injury	Moderate Injury	Minor Injury	Property Damage Only	Total
Medical Care	\$16,960	\$126,784	\$9,616	\$56,394	\$38,376	\$248,130
Work Loss	\$1,307,051	\$216,028	\$18,468	\$99,558	\$77,736	\$1,718,841
Public Services	\$1,090	\$1,184	\$318	\$2,178	\$8,364	\$13,134
Adjudication	\$129,629	\$45,916	\$3,766	\$20,808	\$13,120	\$213,239
Insurance Administration	\$34,287	\$41,232	\$6,364	\$37,638	\$70,356	\$189,877
Congestion & Environmental	\$7,332	\$7,196	\$3,546	\$31,914	\$292,740	\$342,728
Property Damage & Loss	\$15,608	\$46,684	\$18,154	\$130,428	\$437,224	\$648,098
<b>Subtotal (Monetary Cost)</b>	<b>\$1,511,957</b>	<b>\$485,024</b>	<b>\$60,232</b>	<b>\$378,918</b>	<b>\$937,916</b>	<b>\$3,374,047</b>
Quality of Life	\$8,882,626	\$2,519,884	\$218,930	\$1,139,814	\$738,000	\$13,499,254
<b>Total (Comprehensive Cost)</b>	<b>\$10,394,583</b>	<b>\$3,004,908</b>	<b>\$279,162</b>	<b>\$1,518,732</b>	<b>\$1,675,916</b>	<b>\$16,873,301</b>

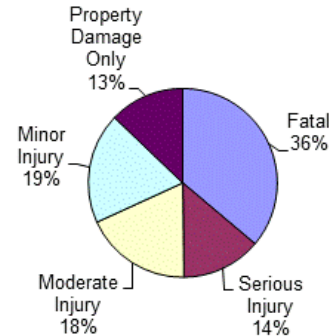
# Dickinson County Older Driver Crashes (65+)

Crash Casualty Severity	Crash Casualties	Crash Costs
Fatal	1	\$10,394,583
Serious Injury	4	\$3,924,872
Moderate Injury	18	\$5,279,832
Minor Injury	35	\$5,458,495
Property Damage Only	257	\$3,691,805
<b>Total</b>	<b>315</b>	<b>\$28,749,587</b>
Average cost of crash casualty	\$91,269	

Crash Casualties



Crash Costs

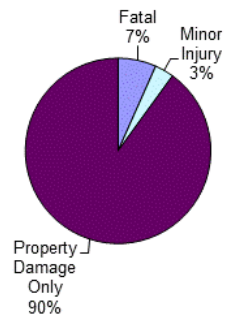


Costs of Older Driver Crashes in Dickinson County (2021 dollars)						
	Fatal	Serious Injury	Moderate Injury	Minor Injury	Property Damage Only	Total
Medical Care	\$16,960	\$164,280	\$190,728	\$196,385	\$100,487	\$668,840
Work Loss	\$1,307,051	\$284,436	\$363,168	\$366,030	\$188,895	\$2,509,580
Public Services	\$1,090	\$1,356	\$3,420	\$4,865	\$13,878	\$24,609
Adjudication	\$129,629	\$60,064	\$74,160	\$75,145	\$34,952	\$373,950
Insurance Administration	\$34,287	\$53,120	\$93,690	\$108,640	\$132,098	\$421,835
Congestion & Environmental	\$7,332	\$7,220	\$32,040	\$62,195	\$458,488	\$567,275
Property Damage & Loss	\$15,608	\$52,060	\$173,574	\$267,540	\$738,104	\$1,246,886
<b>Subtotal (Monetary Cost)</b>	<b>\$1,511,957</b>	<b>\$622,536</b>	<b>\$930,780</b>	<b>\$1,080,800</b>	<b>\$1,666,902</b>	<b>\$5,812,975</b>
Quality of Life	\$8,882,626	\$3,302,336	\$4,349,052	\$4,377,695	\$2,024,903	\$22,936,612
<b>Total (Comprehensive Cost)</b>	<b>\$10,394,583</b>	<b>\$3,924,872</b>	<b>\$5,279,832</b>	<b>\$5,458,495</b>	<b>\$3,691,805</b>	<b>\$28,749,587</b>

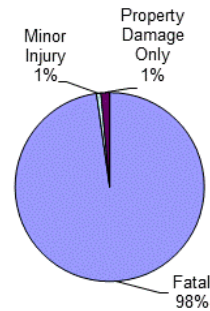
# Dickinson County Medium/Large Truck Crashes

Crash Casualty Severity	Crash Casualties	Crash Costs
Fatal	2	\$20,864,934
Serious Injury	0	\$0
Moderate Injury	0	\$0
Minor Injury	1	\$161,984
Property Damage Only	27	\$315,765
<b>Total</b>	<b>30</b>	<b>\$21,342,683</b>
Average cost of crash casualty		\$711,423

Crash Casualties



Crash Costs



Costs of Medium/Large Truck Crashes in Dickinson County (2021 dollars)						
	Fatal	Serious Injury	Moderate Injury	Minor Injury	Property Damage Only	Total
Medical Care	\$64,676	\$0	\$0	\$7,917	\$9,801	\$82,394
Work Loss	\$2,614,102	\$0	\$0	\$22,832	\$78,651	\$2,715,585
Public Services	\$2,192	\$0	\$0	\$192	\$1,269	\$3,653
Adjudication	\$283,740	\$0	\$0	\$1,502	\$4,293	\$289,535
Insurance Administration	\$68,080	\$0	\$0	\$2,230	\$14,796	\$85,106
Congestion & Environmental	\$15,166	\$0	\$0	\$1,837	\$49,869	\$66,872
Property Damage & Loss	\$51,726	\$0	\$0	\$6,255	\$77,760	\$135,741
<b>Subtotal (Monetary Cost)</b>	<b>\$3,099,682</b>	<b>\$0</b>	<b>\$0</b>	<b>\$42,765</b>	<b>\$236,439</b>	<b>\$3,378,886</b>
Quality of Life	\$17,765,252	\$0	\$0	\$119,219	\$79,326	\$17,963,797
<b>Total (Comprehensive Cost)</b>	<b>\$20,864,934</b>	<b>\$0</b>	<b>\$0</b>	<b>\$161,984</b>	<b>\$315,765</b>	<b>\$21,342,683</b>



# Dickinson County Motorcycle Crashes

Injury Severity	Motorcyclist Crash Victims	Motorcyclist Victim Costs
Fatal	0	\$0
Serious Injury	2	\$1,942,942
Moderate Injury	3	\$798,912
Minor Injury	1	\$233,619
Property Damage Only	1	\$50,262
<b>Total</b>	<b>7</b>	<b>\$3,025,735</b>
Average cost of crash casualty		\$432,248

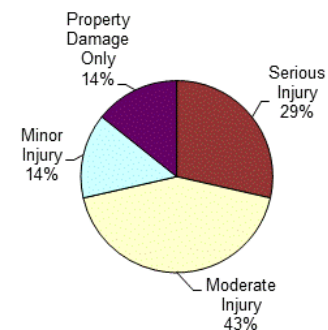
Injury Severity	Non-motorcyclist Crash Victims	Non-motorcyclist Victim Costs
Fatal	0	\$0
Serious Injury	0	\$0
Moderate Injury	0	\$0
Minor Injury	0	\$0
Property Damage Only	0	\$0
<b>Total</b>	<b>0</b>	<b>\$0</b>
Average cost of crash casualty		\$0

Motorcyclist Victim Costs in Motorcycle Crashes in Dickinson County (2021 dollars)						
	Fatal	Serious Injury	Moderate Injury	Minor Injury	Property Damage Only	Total
Medical Care	\$0	\$80,964	\$28,467	\$8,310	\$1,554	\$119,295
Work Loss	\$0	\$146,558	\$57,546	\$16,801	\$3,181	\$224,086
Public Services	\$0	\$678	\$579	\$185	\$85	\$1,527
Adjudication	\$0	\$30,532	\$11,565	\$3,378	\$633	\$46,108
Insurance Administration	\$0	\$25,774	\$14,679	\$4,433	\$1,394	\$46,280
Congestion & Environmental	\$0	\$2,736	\$3,984	\$1,328	\$1,331	\$9,379
Property Damage & Loss	\$0	\$23,896	\$28,584	\$9,268	\$5,691	\$67,439
Subtotal (Monetary Cost)	\$0	\$311,138	\$145,404	\$43,703	\$13,869	\$514,114
Quality of Life	\$0	\$1,631,804	\$653,508	\$189,916	\$36,393	\$2,511,621
<b>Total (Comprehensive Cost)</b>	<b>\$0</b>	<b>\$1,942,942</b>	<b>\$798,912</b>	<b>\$233,619</b>	<b>\$50,262</b>	<b>\$3,025,735</b>

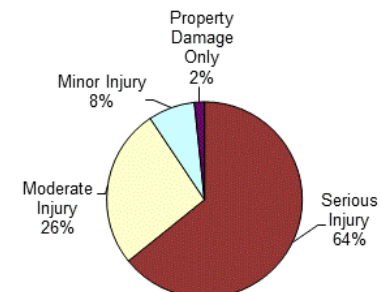
Non-motorcyclist Victim Costs in Motorcycle Crashes in Dickinson County (2021 dollars)						
	Fatal	Serious Injury	Moderate Injury	Minor Injury	Property Damage Only	Total
Medical Care	\$0	\$0	\$0	\$0	\$0	\$0
Work Loss	\$0	\$0	\$0	\$0	\$0	\$0
Public Services	\$0	\$0	\$0	\$0	\$0	\$0
Adjudication	\$0	\$0	\$0	\$0	\$0	\$0
Insurance Administration	\$0	\$0	\$0	\$0	\$0	\$0
Congestion & Environmental	\$0	\$0	\$0	\$0	\$0	\$0
Property Damage & Loss	\$0	\$0	\$0	\$0	\$0	\$0
Subtotal (Monetary Cost)	\$0	\$0	\$0	\$0	\$0	\$0
Quality of Life	\$0	\$0	\$0	\$0	\$0	\$0
<b>Total (Comprehensive Cost)</b>	<b>\$0</b>	<b>\$0</b>	<b>\$0</b>	<b>\$0</b>	<b>\$0</b>	<b>\$0</b>

Costs of Motorcycle Crashes in Dickinson County (2021 dollars)						
	Fatal	Serious Injury	Moderate Injury	Minor Injury	Property Damage Only	Total
Medical Care	\$0	\$80,964	\$28,467	\$8,310	\$1,554	\$119,295
Work Loss	\$0	\$146,558	\$57,546	\$16,801	\$3,181	\$224,086
Public Services	\$0	\$678	\$579	\$185	\$85	\$1,527
Adjudication	\$0	\$30,532	\$11,565	\$3,378	\$633	\$46,108
Insurance Administration	\$0	\$25,774	\$14,679	\$4,433	\$1,394	\$46,280
Congestion & Environmental	\$0	\$2,736	\$3,984	\$1,328	\$1,331	\$9,379
Property Damage & Loss	\$0	\$23,896	\$28,584	\$9,268	\$5,691	\$67,439
Subtotal (Monetary Cost)	\$0	\$311,138	\$145,404	\$43,703	\$13,869	\$514,114
Quality of Life	\$0	\$1,631,804	\$653,508	\$189,916	\$36,393	\$2,511,621
<b>Total (Comprehensive Cost)</b>	<b>\$0</b>	<b>\$1,942,942</b>	<b>\$798,912</b>	<b>\$233,619</b>	<b>\$50,262</b>	<b>\$3,025,735</b>

Crash Casualties



Crash Costs



# Dickinson County Bicycle Crashes

Injury Severity	Bicyclist Crash Victims	Bicyclist Victim Costs
Fatal	0	\$0
Serious Injury	1	\$934,954
Moderate Injury	0	\$0
Minor Injury	4	\$507,568
Property Damage Only	0	\$0
<b>Total</b>	<b>5</b>	<b>\$1,442,522</b>
Average cost of crash casualty	\$288,504	

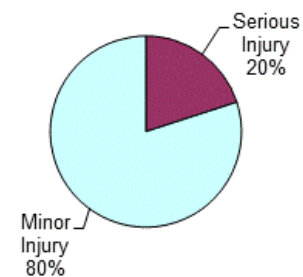
Injury Severity	Non-bicyclist Crash Victims	Non-bicyclist Victim Costs
Fatal	0	\$0
Serious Injury	0	\$0
Moderate Injury	0	\$0
Minor Injury	0	\$0
Property Damage Only	0	\$0
<b>Total</b>	<b>0</b>	<b>\$0</b>
Average cost of crash casualty	\$0	

Bicyclist Victim Costs in Bicycle Crashes in Dickinson County (2021 dollars)						
	Fatal	Serious Injury	Moderate Injury	Minor Injury	Property Damage Only	Total
Medical Care	\$0	\$40,528	\$0	\$17,088	\$0	\$57,616
Work Loss	\$0	\$75,862	\$0	\$33,404	\$0	\$109,266
Public Services	\$0	\$338	\$0	\$620	\$0	\$958
Adjudication	\$0	\$15,473	\$0	\$6,768	\$0	\$22,241
Insurance Administration	\$0	\$17,637	\$0	\$9,748	\$0	\$27,385
Congestion & Environmental	\$0	\$1,376	\$0	\$5,032	\$0	\$6,408
Property Damage & Loss	\$0	\$250	\$0	\$952	\$0	\$1,202
Subtotal (Monetary Cost)	\$0	\$151,464	\$0	\$73,612	\$0	\$225,076
Quality of Life	\$0	\$783,490	\$0	\$433,956	\$0	\$1,217,446
<b>Total (Comprehensive Cost)</b>	<b>\$0</b>	<b>\$934,954</b>	<b>\$0</b>	<b>\$507,568</b>	<b>\$0</b>	<b>\$1,442,522</b>

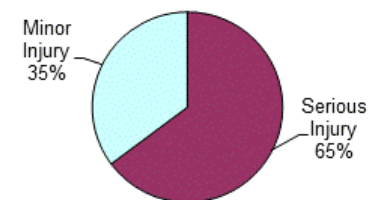
Non-bicyclist Victim Costs in Bicycle Crashes in Dickinson County (2021 dollars)						
	Fatal	Serious Injury	Moderate Injury	Minor Injury	Property Damage Only	Total
Medical Care	\$0	\$0	\$0	\$0	\$0	\$0
Work Loss	\$0	\$0	\$0	\$0	\$0	\$0
Public Services	\$0	\$0	\$0	\$0	\$0	\$0
Adjudication	\$0	\$0	\$0	\$0	\$0	\$0
Insurance Administration	\$0	\$0	\$0	\$0	\$0	\$0
Congestion & Environmental	\$0	\$0	\$0	\$0	\$0	\$0
Property Damage & Loss	\$0	\$0	\$0	\$0	\$0	\$0
Subtotal (Monetary Cost)	\$0	\$0	\$0	\$0	\$0	\$0
Quality of Life	\$0	\$0	\$0	\$0	\$0	\$0
<b>Total (Comprehensive Cost)</b>	<b>\$0</b>	<b>\$0</b>	<b>\$0</b>	<b>\$0</b>	<b>\$0</b>	<b>\$0</b>

Costs of Bicycle Crashes in Dickinson County (2021 dollars)						
	Fatal	Serious Injury	Moderate Injury	Minor Injury	Property Damage Only	Total
Medical Care	\$0	\$40,528	\$0	\$17,088	\$0	\$57,616
Work Loss	\$0	\$75,862	\$0	\$33,404	\$0	\$109,266
Public Services	\$0	\$338	\$0	\$620	\$0	\$958
Adjudication	\$0	\$15,473	\$0	\$6,768	\$0	\$22,241
Insurance Administration	\$0	\$17,637	\$0	\$9,748	\$0	\$27,385
Congestion & Environmental	\$0	\$1,376	\$0	\$5,032	\$0	\$6,408
Property Damage & Loss	\$0	\$250	\$0	\$952	\$0	\$1,202
Subtotal (Monetary Cost)	\$0	\$151,464	\$0	\$73,612	\$0	\$225,076
Quality of Life	\$0	\$783,490	\$0	\$433,956	\$0	\$1,217,446
<b>Total (Comprehensive Cost)</b>	<b>\$0</b>	<b>\$934,954</b>	<b>\$0</b>	<b>\$507,568</b>	<b>\$0</b>	<b>\$1,442,522</b>

Crash Casualties



Crash Costs



# Dickinson County Pedestrian Crashes

Injury Severity	Pedestrian Crash Victims	Pedestrian Victim Costs
Fatal	0	\$0
Serious Injury	1	\$1,063,799
Moderate Injury	0	\$0
Minor Injury	1	\$155,602
Property Damage Only	0	\$0
<b>Total</b>	<b>2</b>	<b>\$1,219,401</b>
Average cost of crash casualty	\$609,701	

Injury Severity	Non-pedestrian Crash Victims	Non-pedestrian Victim Costs
Fatal	0	\$0
Serious Injury	0	\$0
Moderate Injury	0	\$0
Minor Injury	0	\$0
Property Damage Only	0	\$0
<b>Total</b>	<b>0</b>	<b>\$0</b>
Average cost of crash casualty	\$0	

Pedestrian Victim Costs in Pedestrian Crashes in Dickinson County (2021 dollars)						
	Fatal	Serious Injury	Moderate Injury	Minor Injury	Property Damage Only	Total
Medical Care	\$0	\$48,297	\$0	\$5,464	\$0	\$53,761
Work Loss	\$0	\$77,925	\$0	\$8,950	\$0	\$86,875
Public Services	\$0	\$338	\$0	\$155	\$0	\$493
Adjudication	\$0	\$16,933	\$0	\$1,934	\$0	\$18,867
Insurance Administration	\$0	\$19,448	\$0	\$2,729	\$0	\$22,177
Congestion & Environmental	\$0	\$1,376	\$0	\$1,258	\$0	\$2,634
Subtotal (Monetary Cost)	\$0	\$164,317	\$0	\$20,490	\$0	\$184,807
Quality of Life	\$0	\$899,482	\$0	\$135,112	\$0	\$1,034,594
<b>Total (Comprehensive Cost)</b>	<b>\$0</b>	<b>\$1,063,799</b>	<b>\$0</b>	<b>\$155,602</b>	<b>\$0</b>	<b>\$1,219,401</b>

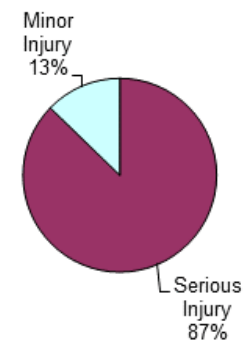
Non-pedestrian Victim in Pedestrian Crashes in Dickinson County (2021 dollars)						
	Fatal	Serious Injury	Moderate Injury	Minor Injury	Property Damage Only	Total
Medical Care	\$0	\$0	\$0	\$0	\$0	\$0
Work Loss	\$0	\$0	\$0	\$0	\$0	\$0
Public Services	\$0	\$0	\$0	\$0	\$0	\$0
Adjudication	\$0	\$0	\$0	\$0	\$0	\$0
Insurance Administration	\$0	\$0	\$0	\$0	\$0	\$0
Congestion & Environmental	\$0	\$0	\$0	\$0	\$0	\$0
Subtotal (Monetary Cost)	\$0	\$0	\$0	\$0	\$0	\$0
Quality of Life	\$0	\$0	\$0	\$0	\$0	\$0
<b>Total (Comprehensive Cost)</b>	<b>\$0</b>	<b>\$0</b>	<b>\$0</b>	<b>\$0</b>	<b>\$0</b>	<b>\$0</b>

Costs of Pedestrian Crashes in Dickinson County (2021 dollars)						
	Fatal	Serious Injury	Moderate Injury	Minor Injury	Property Damage Only	Total
Medical Care	\$0	\$48,297	\$0	\$5,464	\$0	\$53,761
Work Loss	\$0	\$77,925	\$0	\$8,950	\$0	\$86,875
Public Services	\$0	\$338	\$0	\$155	\$0	\$493
Adjudication	\$0	\$16,933	\$0	\$1,934	\$0	\$18,867
Insurance Administration	\$0	\$19,448	\$0	\$2,729	\$0	\$22,177
Congestion & Environmental	\$0	\$1,376	\$0	\$1,258	\$0	\$2,634
Subtotal (Monetary Cost)	\$0	\$164,317	\$0	\$20,490	\$0	\$184,807
Quality of Life	\$0	\$899,482	\$0	\$135,112	\$0	\$1,034,594
<b>Total (Comprehensive Cost)</b>	<b>\$0</b>	<b>\$1,063,799</b>	<b>\$0</b>	<b>\$155,602</b>	<b>\$0</b>	<b>\$1,219,401</b>

Crash Casualties



Crash Costs



# Eaton County Traffic Crashes and Crime

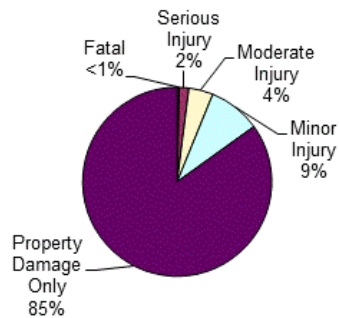
Crash Casualty Severity	Crash Casualties	Crash Costs
Fatal	15	\$155,918,745
Serious Injury	72	\$67,373,568
Moderate Injury	182	\$35,386,806
Minor Injury	390	\$39,269,100
Property Damage Only	3,712	\$33,218,688
<b>Total</b>	<b>4,371</b>	<b>\$331,166,907</b>
Average cost of crash casualty		\$75,765

Index Crime Category	Number of Crimes	Crime Costs
Murder	4	\$39,637,556
Rape	69	\$39,019,707
Aggravated Assault	171	\$7,959,708
Robbery	18	\$836,676
Larceny	902	\$3,861,462
Burglary	155	\$660,455
Motor Vehicle Theft	119	\$1,225,819
<b>Total</b>	<b>1,438</b>	<b>\$93,201,383</b>
Average cost of index crime		\$64,813

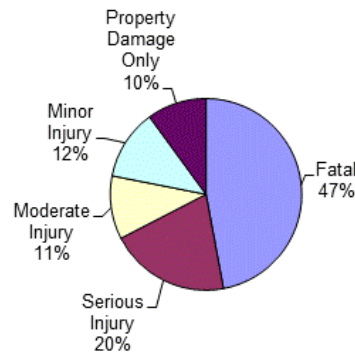
Costs of Crashes in Eaton County (2021 dollars)						
	Fatal	Serious Injury	Moderate Injury	Minor Injury	Property Damage Only	Total
Medical Care	\$254,400	\$2,885,688	\$1,281,462	\$1,406,340	\$683,008	\$6,510,898
Work Loss	\$19,605,765	\$4,966,560	\$2,395,120	\$2,530,710	\$1,503,360	\$31,001,515
Public Services	\$16,350	\$23,976	\$30,576	\$46,800	\$178,176	\$295,878
Adjudication & Sanctioning	\$1,944,435	\$1,051,488	\$492,492	\$524,940	\$237,568	\$4,250,923
Insurance Administration	\$514,305	\$897,768	\$703,794	\$888,030	\$1,417,984	\$4,421,881
Congestion & Environmental	\$109,980	\$129,960	\$322,868	\$692,640	\$6,625,920	\$7,881,368
Property Damage & Loss	\$234,120	\$895,104	\$1,692,964	\$2,718,690	\$9,157,504	\$14,698,382
<b>Subtotal (Monetary Cost)</b>	<b>\$22,679,355</b>	<b>\$10,850,544</b>	<b>\$6,919,276</b>	<b>\$8,808,150</b>	<b>\$19,803,520</b>	<b>\$69,060,845</b>
Quality of Life	\$133,239,390	\$56,523,024	\$28,467,530	\$30,460,950	\$13,415,168	\$262,106,062
<b>Total (Comprehensive Cost)</b>	<b>\$155,918,745</b>	<b>\$67,373,568</b>	<b>\$35,386,806</b>	<b>\$39,269,100</b>	<b>\$33,218,688</b>	<b>\$331,166,907</b>

Costs of Index Crimes in Eaton County (2021 dollars)								
	Murder	Rape	Aggravated Assault	Robbery	Larceny	Burglary	Motor Vehicle Theft	Total
Medical Care	\$51,572	\$232,806	\$361,665	\$35,694	\$0	\$0	\$0	\$681,737
Mental Health	\$48,500	\$454,365	\$69,768	\$3,582	\$0	\$0	\$0	\$576,215
Work Loss	\$4,641,032	\$491,763	\$389,196	\$82,908	\$27,962	\$6,045	\$13,923	\$5,652,829
Public Services	\$419,140	\$52,509	\$417,069	\$14,256	\$475,354	\$56,110	\$54,145	\$1,488,583
Adjudication & Sanctioning	\$1,956,184	\$3,121,422	\$1,025,145	\$260,946	\$2,340,690	\$119,505	\$236,810	\$9,060,702
Property Damage & Loss	\$844	\$13,041	\$14,364	\$24,786	\$1,017,456	\$478,795	\$920,941	\$2,470,227
<b>Subtotal (Monetary Cost)</b>	<b>\$7,117,272</b>	<b>\$4,365,906</b>	<b>\$2,277,207</b>	<b>\$422,172</b>	<b>\$3,861,462</b>	<b>\$660,455</b>	<b>\$1,225,819</b>	<b>\$19,930,293</b>
Quality of Life	\$32,520,284	\$34,653,801	\$5,682,501	\$414,504	\$0	\$0	\$0	\$73,271,090
<b>Total (Comprehensive Costs)</b>	<b>\$39,637,556</b>	<b>\$39,019,707</b>	<b>\$7,959,708</b>	<b>\$836,676</b>	<b>\$3,861,462</b>	<b>\$660,455</b>	<b>\$1,225,819</b>	<b>\$93,201,383</b>

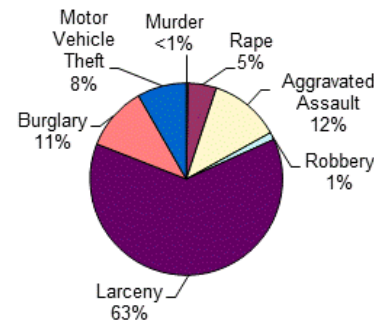
Crash Casualties



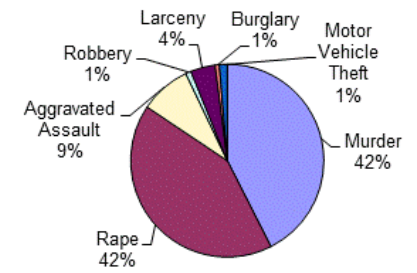
Crash Costs



Index Crimes



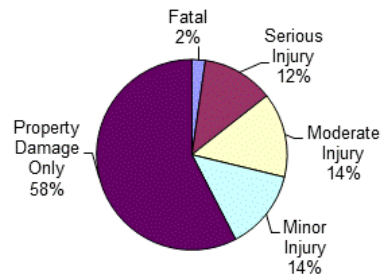
Index Crime Costs



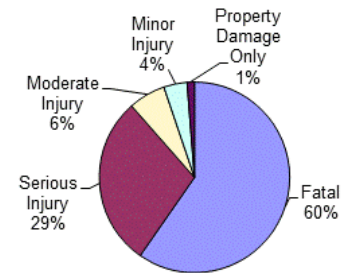
# Eaton County Alcohol-Involved Crashes

Crash Casualty Severity	Crash Casualties	Crash Costs
Fatal	3	\$34,529,850
Serious Injury	16	\$16,669,984
Moderate Injury	19	\$3,635,036
Minor Injury	18	\$2,296,854
Property Damage Only	76	\$720,024
<b>Total</b>	<b>132</b>	<b>\$57,851,748</b>
Average cost of crash casualty		\$438,271

Crash Casualties



Crash Costs

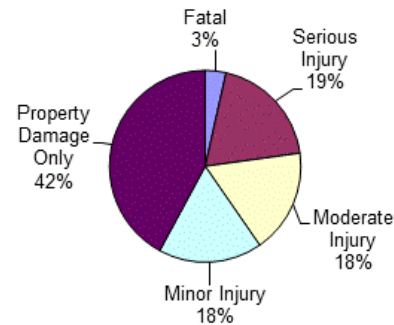


Costs of Alcohol-Involved Crashes in Eaton County (2021 dollars)						
	Fatal	Serious Injury	Moderate Injury	Minor Injury	Property Damage Only	Total
Medical Care	\$50,880	\$714,304	\$124,374	\$77,688	\$15,960	\$983,206
Work Loss	\$4,694,283	\$1,199,984	\$234,441	\$137,646	\$33,212	\$6,299,566
Public Services	\$3,270	\$5,488	\$3,154	\$2,322	\$3,724	\$17,958
Adjudication & Sanctioning	\$388,887	\$265,600	\$52,231	\$30,690	\$6,232	\$743,640
Insurance Administration	\$102,861	\$219,536	\$82,574	\$53,676	\$33,060	\$491,707
Congestion & Environmental	\$21,996	\$28,912	\$31,914	\$134,748	\$135,660	\$353,230
Property Damage & Loss	\$46,824	\$201,600	\$178,714	\$140,292	\$193,800	\$761,230
<b>Subtotal (Monetary Cost)</b>	<b>\$5,309,001</b>	<b>\$2,635,424</b>	<b>\$707,402</b>	<b>\$577,062</b>	<b>\$421,648</b>	<b>\$9,650,537</b>
Quality of Life	\$29,220,849	\$14,034,560	\$2,927,634	\$1,719,792	\$298,376	\$48,201,211
<b>Total (Comprehensive Cost)</b>	<b>\$34,529,850</b>	<b>\$16,669,984</b>	<b>\$3,635,036</b>	<b>\$2,296,854</b>	<b>\$720,024</b>	<b>\$57,851,748</b>

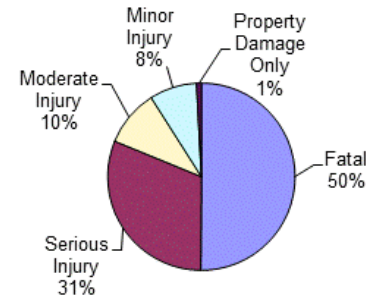
# Eaton County Drug-Involved Crashes

Crash Casualty Severity	Crash Casualties	Crash Costs
Fatal	2	\$23,019,900
Serious Injury	11	\$14,276,042
Moderate Injury	10	\$4,507,870
Minor Injury	10	\$3,752,370
Property Damage Only	24	\$381,048
<b>Total</b>	<b>57</b>	<b>\$45,937,230</b>
Average cost of crash casualty	\$805,916	

Crash Casualties



Crash Costs

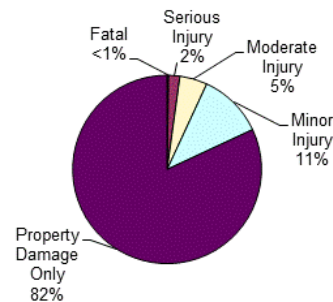


Costs of Drug-Involved Crashes in Eaton County (2021 dollars)						
	Fatal	Serious Injury	Moderate Injury	Minor Injury	Property Damage Only	Total
Medical Care	\$33,920	\$596,926	\$164,760	\$136,590	\$10,008	\$942,204
Work Loss	\$3,129,522	\$1,017,049	\$315,060	\$256,280	\$20,688	\$4,738,599
Public Services	\$2,180	\$4,268	\$2,250	\$1,940	\$1,272	\$11,910
Adjudication & Sanctioning	\$259,258	\$222,519	\$67,480	\$55,390	\$4,224	\$608,871
Insurance Administration	\$68,574	\$186,362	\$77,740	\$64,870	\$13,512	\$411,058
Congestion & Environmental	\$14,664	\$19,976	\$17,840	\$17,850	\$42,840	\$113,170
Property Damage & Loss	\$31,216	\$149,688	\$106,250	\$92,020	\$65,208	\$444,382
<b>Subtotal (Monetary Cost)</b>	<b>\$3,539,334</b>	<b>\$2,196,788</b>	<b>\$751,380</b>	<b>\$624,940</b>	<b>\$157,752</b>	<b>\$7,270,194</b>
Quality of Life	\$19,480,566	\$12,079,254	\$3,756,490	\$3,127,430	\$223,296	\$38,667,036
<b>Total (Comprehensive Cost)</b>	<b>\$23,019,900</b>	<b>\$14,276,042</b>	<b>\$4,507,870</b>	<b>\$3,752,370</b>	<b>\$381,048</b>	<b>\$45,937,230</b>

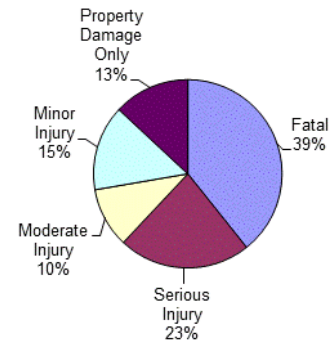
# Eaton County Young Driver Crashes (<21)

Crash Casualty Severity	Crash Casualties	Crash Costs
Fatal	2	\$20,789,166
Serious Injury	16	\$12,019,632
Moderate Injury	39	\$5,443,659
Minor Injury	92	\$7,762,408
Property Damage Only	676	\$6,908,044
<b>Total</b>	<b>825</b>	<b>\$52,922,909</b>
Average cost of crash casualty		\$64,149

Crash Casualties



Crash Costs

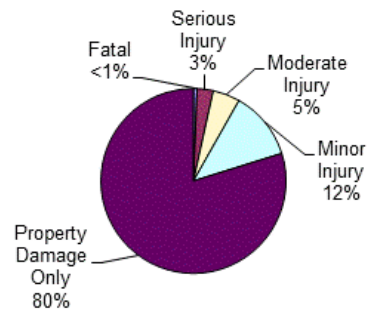


Costs of Young Driver Crashes in Eaton County (2021 dollars)						
	Fatal	Serious Injury	Moderate Injury	Minor Injury	Property Damage Only	Total
Medical Care	\$33,920	\$507,136	\$187,512	\$288,236	\$158,184	\$1,174,988
Work Loss	\$2,614,102	\$864,112	\$360,126	\$508,852	\$320,424	\$4,667,616
Public Services	\$2,180	\$4,736	\$6,201	\$11,132	\$34,476	\$58,725
Adjudication	\$259,258	\$183,664	\$73,437	\$106,352	\$54,080	\$676,791
Insurance Administration	\$68,574	\$164,928	\$124,098	\$192,372	\$290,004	\$839,976
Congestion & Environmental	\$14,664	\$28,784	\$69,147	\$163,116	\$1,206,660	\$1,482,371
Property Damage & Loss	\$31,216	\$186,736	\$354,003	\$666,632	\$1,802,216	\$3,040,803
<b>Subtotal (Monetary Cost)</b>	<b>\$3,023,914</b>	<b>\$1,940,096</b>	<b>\$1,174,524</b>	<b>\$1,936,692</b>	<b>\$3,866,044</b>	<b>\$11,941,270</b>
Quality of Life	\$17,765,252	\$10,079,536	\$4,269,135	\$5,825,716	\$3,042,000	\$40,981,639
<b>Total (Comprehensive Cost)</b>	<b>\$20,789,166</b>	<b>\$12,019,632</b>	<b>\$5,443,659</b>	<b>\$7,762,408</b>	<b>\$6,908,044</b>	<b>\$52,922,909</b>

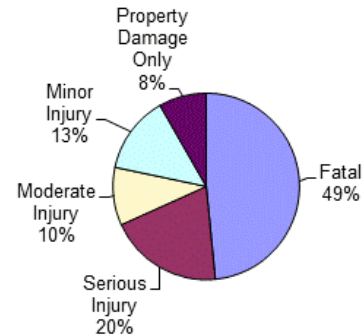
# Eaton County Older Driver Crashes (65+)

Crash Casualty Severity	Crash Casualties	Crash Costs
Fatal	6	\$62,367,498
Serious Injury	26	\$25,511,668
Moderate Injury	44	\$12,906,256
Minor Injury	111	\$17,311,227
Property Damage Only	740	\$10,630,100
<b>Total</b>	<b>927</b>	<b>\$128,726,749</b>
Average cost of crash casualty	\$138,864	

Crash Casualties



Crash Costs



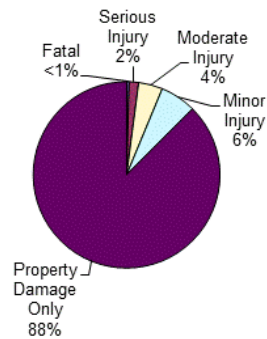
Costs of Older Driver Crashes in Eaton County (2021 dollars)						
	Fatal	Serious Injury	Moderate Injury	Minor Injury	Property Damage Only	Total
Medical Care	\$101,760	\$1,067,820	\$466,224	\$622,821	\$289,340	\$2,547,965
Work Loss	\$7,842,306	\$1,848,834	\$887,744	\$1,160,838	\$543,900	\$12,283,622
Public Services	\$6,540	\$8,814	\$8,360	\$15,429	\$39,960	\$79,103
Adjudication	\$777,774	\$390,416	\$181,280	\$238,317	\$100,640	\$1,688,427
Insurance Administration	\$205,722	\$345,280	\$229,020	\$344,544	\$380,360	\$1,504,926
Congestion & Environmental	\$43,992	\$46,930	\$78,320	\$197,247	\$1,320,160	\$1,686,649
Property Damage & Loss	\$93,648	\$338,390	\$424,292	\$848,484	\$2,125,280	\$3,830,094
<b>Subtotal (Monetary Cost)</b>	<b>\$9,071,742</b>	<b>\$4,046,484</b>	<b>\$2,275,240</b>	<b>\$3,427,680</b>	<b>\$4,799,640</b>	<b>\$23,620,786</b>
Quality of Life	\$53,295,756	\$21,465,184	\$10,631,016	\$13,883,547	\$5,830,460	\$105,105,963
<b>Total (Comprehensive Cost)</b>	<b>\$62,367,498</b>	<b>\$25,511,668</b>	<b>\$12,906,256</b>	<b>\$17,311,227</b>	<b>\$10,630,100</b>	<b>\$128,726,749</b>



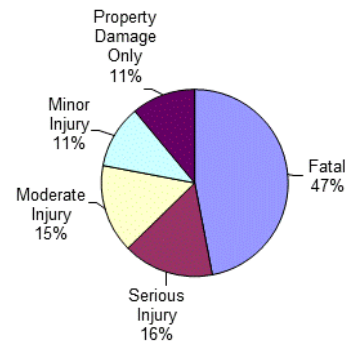
# Eaton County Medium/Large Truck Crashes

Crash Casualty Severity	Crash Casualties	Crash Costs
Fatal	1	\$10,432,467
Serious Injury	4	\$3,492,560
Moderate Injury	10	\$3,397,440
Minor Injury	15	\$2,429,760
Property Damage Only	210	\$2,455,950
<b>Total</b>	<b>240</b>	<b>\$22,208,177</b>
Average cost of crash casualty		\$92,534

Crash Casualties



Crash Costs



Costs of Medium/Large Truck Crashes in Eaton County (2021 dollars)						
	Fatal	Serious Injury	Moderate Injury	Minor Injury	Property Damage Only	Total
Medical Care	\$32,338	\$161,924	\$172,650	\$118,755	\$76,230	\$561,897
Work Loss	\$1,307,051	\$501,576	\$533,780	\$342,480	\$611,730	\$3,296,617
Public Services	\$1,096	\$1,284	\$1,750	\$2,880	\$9,870	\$16,880
Adjudication	\$141,870	\$58,044	\$28,340	\$22,530	\$33,390	\$284,174
Insurance Administration	\$34,040	\$45,596	\$36,500	\$33,450	\$115,080	\$264,666
Congestion & Environmental	\$7,583	\$7,468	\$18,350	\$27,555	\$387,870	\$448,826
Property Damage & Loss	\$25,863	\$42,892	\$82,130	\$93,825	\$604,800	\$849,510
<b>Subtotal (Monetary Cost)</b>	<b>\$1,549,841</b>	<b>\$818,784</b>	<b>\$873,500</b>	<b>\$641,475</b>	<b>\$1,838,970</b>	<b>\$5,722,570</b>
Quality of Life	\$8,882,626	\$2,673,776	\$2,523,940	\$1,788,285	\$616,980	\$16,485,607
<b>Total (Comprehensive Cost)</b>	<b>\$10,432,467</b>	<b>\$3,492,560</b>	<b>\$3,397,440</b>	<b>\$2,429,760</b>	<b>\$2,455,950</b>	<b>\$22,208,177</b>

# Eaton County Motorcycle Crashes

Injury Severity	Motorcyclist Crash Victims	Motorcyclist Victim Costs
Fatal	1	\$10,729,068
Serious Injury	11	\$10,686,181
Moderate Injury	15	\$3,994,560
Minor Injury	0	\$0
Property Damage Only	7	\$351,834
<b>Total</b>	<b>34</b>	<b>\$25,761,643</b>
Average cost of crash casualty		\$757,695

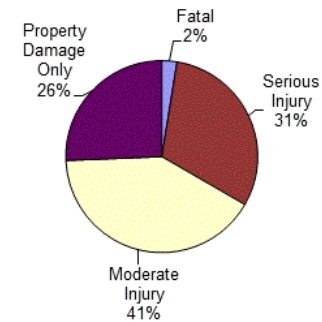
Injury Severity	Non-motorcyclist Crash Victims	Non-motorcyclist Victim Costs
Fatal	0	\$0
Serious Injury	1	\$935,744
Moderate Injury	1	\$194,433
Minor Injury	0	\$0
Property Damage Only	3	\$17,811
<b>Total</b>	<b>5</b>	<b>\$1,147,988</b>
Average cost of crash casualty		\$229,598

Motorcyclist Victim Costs in Motorcycle Crashes in Eaton County (2021 dollars)						
	Fatal	Serious Injury	Moderate Injury	Minor Injury	Property Damage Only	Total
Medical Care	\$19,680	\$445,302	\$142,335	\$0	\$10,878	\$618,195
Work Loss	\$1,477,877	\$806,069	\$287,730	\$0	\$22,267	\$2,593,943
Public Services	\$1,090	\$3,729	\$2,895	\$0	\$595	\$8,309
Adjudication	\$129,629	\$167,926	\$57,825	\$0	\$4,431	\$359,811
Insurance Administration	\$32,488	\$141,757	\$73,395	\$0	\$9,758	\$257,398
Congestion & Environmental	\$7,332	\$15,048	\$19,920	\$0	\$9,317	\$51,617
Property Damage & Loss	\$22,303	\$131,428	\$142,920	\$0	\$39,837	\$336,488
Subtotal (Monetary Cost)	\$1,690,399	\$1,711,259	\$727,020	\$0	\$97,083	\$4,225,761
Quality of Life	\$9,038,669	\$8,974,922	\$3,267,540	\$0	\$254,751	\$21,535,882
<b>Total (Comprehensive Cost)</b>	<b>\$10,729,068</b>	<b>\$10,686,181</b>	<b>\$3,994,560</b>	<b>\$0</b>	<b>\$351,834</b>	<b>\$25,761,643</b>

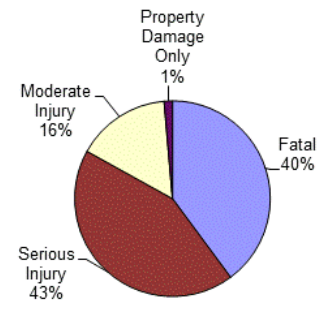
Non-motorcyclist Victim Costs in Motorcycle Crashes in Eaton County (2021 dollars)						
	Fatal	Serious Injury	Moderate Injury	Minor Injury	Property Damage Only	Total
Medical Care	\$0	\$40,079	\$7,041	\$0	\$0	\$47,120
Work Loss	\$0	\$68,980	\$13,160	\$0	\$369	\$82,509
Public Services	\$0	\$333	\$168	\$0	\$75	\$576
Adjudication	\$0	\$14,604	\$2,706	\$0	\$0	\$17,310
Insurance Administration	\$0	\$12,469	\$3,867	\$0	\$1,302	\$17,638
Congestion & Environmental	\$0	\$1,805	\$1,774	\$0	\$5,361	\$8,940
Property Damage & Loss	\$0	\$12,432	\$9,302	\$0	\$10,704	\$32,438
Subtotal (Monetary Cost)	\$0	\$150,702	\$38,018	\$0	\$17,811	\$206,531
Quality of Life	\$0	\$785,042	\$156,415	\$0	\$0	\$941,457
<b>Total (Comprehensive Cost)</b>	<b>\$0</b>	<b>\$935,744</b>	<b>\$194,433</b>	<b>\$0</b>	<b>\$17,811</b>	<b>\$1,147,988</b>

Costs of Motorcycle Crashes in Eaton County (2021 dollars)						
	Fatal	Serious Injury	Moderate Injury	Minor Injury	Property Damage Only	Total
Medical Care	\$19,680	\$485,381	\$149,376	\$0	\$10,878	\$665,315
Work Loss	\$1,477,877	\$875,049	\$300,890	\$0	\$22,636	\$2,676,452
Public Services	\$1,090	\$4,062	\$3,063	\$0	\$670	\$8,885
Adjudication	\$129,629	\$182,530	\$60,531	\$0	\$4,431	\$377,121
Insurance Administration	\$32,488	\$154,226	\$77,262	\$0	\$11,060	\$275,036
Congestion & Environmental	\$7,332	\$16,853	\$21,694	\$0	\$14,678	\$60,557
Property Damage & Loss	\$22,303	\$143,860	\$152,222	\$0	\$50,541	\$368,926
Subtotal (Monetary Cost)	\$1,690,399	\$1,861,961	\$765,038	\$0	\$114,894	\$4,432,292
Quality of Life	\$9,038,669	\$9,759,964	\$3,423,955	\$0	\$254,751	\$22,477,339
<b>Total (Comprehensive Cost)</b>	<b>\$10,729,068</b>	<b>\$11,621,925</b>	<b>\$4,188,993</b>	<b>\$0</b>	<b>\$369,645</b>	<b>\$26,909,631</b>

Crash Casualties



Crash Costs



# Eaton County Bicycle Crashes

Injury Severity	Bicyclist Crash Victims	Bicyclist Victim Costs
Fatal	1	\$9,720,902
Serious Injury	0	\$0
Moderate Injury	4	\$792,184
Minor Injury	3	\$380,676
Property Damage Only	2	\$27,352
<b>Total</b>	<b>10</b>	<b>\$10,921,114</b>
Average cost of crash casualty		\$1,092,111

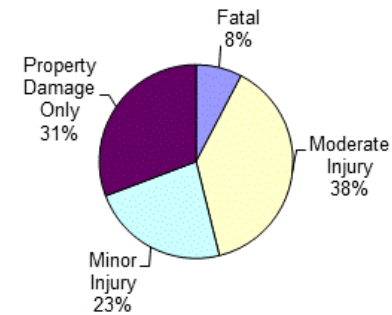
Injury Severity	Non-bicyclist Crash Victims	Non-bicyclist Victim Costs
Fatal	0	\$0
Serious Injury	0	\$0
Moderate Injury	1	\$194,433
Minor Injury	0	\$0
Property Damage Only	2	\$17,898
<b>Total</b>	<b>3</b>	<b>\$212,331</b>
Average cost of crash casualty		\$70,777

Bicyclist Victim Costs in Bicycle Crashes in Eaton County (2021 dollars)						
	Fatal	Serious Injury	Moderate Injury	Minor Injury	Property Damage Only	Total
Medical Care	\$25,971	\$0	\$27,596	\$12,816	\$928	\$67,311
Work Loss	\$1,189,275	\$0	\$56,940	\$25,053	\$1,658	\$1,272,926
Public Services	\$1,090	\$0	\$720	\$465	\$42	\$2,317
Adjudication	\$235,689	\$0	\$11,328	\$5,076	\$346	\$252,439
Insurance Administration	\$48,594	\$0	\$15,696	\$7,311	\$496	\$72,097
Congestion & Environmental	\$7,332	\$0	\$5,264	\$3,774	\$356	\$16,726
Property Damage & Loss	\$250	\$0	\$992	\$714	\$68	\$2,024
Subtotal (Monetary Cost)	\$1,508,201	\$0	\$118,536	\$55,209	\$3,894	\$1,685,840
Quality of Life	\$8,212,701	\$0	\$673,648	\$325,467	\$23,458	\$9,235,274
<b>Total (Comprehensive Cost)</b>	<b>\$9,720,902</b>	<b>\$0</b>	<b>\$792,184</b>	<b>\$380,676</b>	<b>\$27,352</b>	<b>\$10,921,114</b>

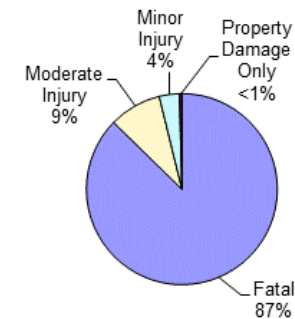
Non-bicyclist Victim Costs in Bicycle Crashes in Eaton County (2021 dollars)						
	Fatal	Serious Injury	Moderate Injury	Minor Injury	Property Damage Only	Total
Medical Care	\$0	\$0	\$7,041	\$0	\$368	\$7,409
Work Loss	\$0	\$0	\$13,160	\$0	\$810	\$13,970
Public Services	\$0	\$0	\$168	\$0	\$96	\$264
Adjudication	\$0	\$0	\$2,706	\$0	\$128	\$2,834
Insurance Administration	\$0	\$0	\$3,867	\$0	\$764	\$4,631
Congestion & Environmental	\$0	\$0	\$1,774	\$0	\$3,570	\$5,344
Property Damage & Loss	\$0	\$0	\$9,302	\$0	\$4,934	\$14,236
Subtotal (Monetary Cost)	\$0	\$0	\$38,018	\$0	\$10,670	\$48,688
Quality of Life	\$0	\$0	\$156,415	\$0	\$7,228	\$163,643
<b>Total (Comprehensive Cost)</b>	<b>\$0</b>	<b>\$0</b>	<b>\$194,433</b>	<b>\$0</b>	<b>\$17,898</b>	<b>\$212,331</b>

Costs of Bicycle Crashes in Eaton County (2021 dollars)						
	Fatal	Serious Injury	Moderate Injury	Minor Injury	Property Damage Only	Total
Medical Care	\$25,971	\$0	\$34,637	\$12,816	\$1,296	\$74,720
Work Loss	\$1,189,275	\$0	\$70,100	\$25,053	\$2,468	\$1,286,896
Public Services	\$1,090	\$0	\$888	\$465	\$138	\$2,581
Adjudication	\$235,689	\$0	\$14,034	\$5,076	\$474	\$255,273
Insurance Administration	\$48,594	\$0	\$19,563	\$7,311	\$1,260	\$76,728
Congestion & Environmental	\$7,332	\$0	\$7,038	\$3,774	\$3,926	\$22,070
Property Damage & Loss	\$250	\$0	\$10,294	\$714	\$5,002	\$16,260
Subtotal (Monetary Cost)	\$1,508,201	\$0	\$156,554	\$55,209	\$14,564	\$1,734,528
Quality of Life	\$8,212,701	\$0	\$830,063	\$325,467	\$30,686	\$9,398,917
<b>Total (Comprehensive Cost)</b>	<b>\$9,720,902</b>	<b>\$0</b>	<b>\$986,617</b>	<b>\$380,676</b>	<b>\$45,250</b>	<b>\$11,133,445</b>

Crash Casualties



Crash Costs



# Eaton County Pedestrian Crashes

Injury Severity	Pedestrian Crash Victims	Pedestrian Victim Costs
Fatal	0	\$0
Serious Injury	5	\$5,318,995
Moderate Injury	4	\$986,440
Minor Injury	11	\$1,711,622
Property Damage Only	1	\$15,928
<b>Total</b>	<b>21</b>	<b>\$8,032,985</b>
Average cost of crash casualty		\$382,523

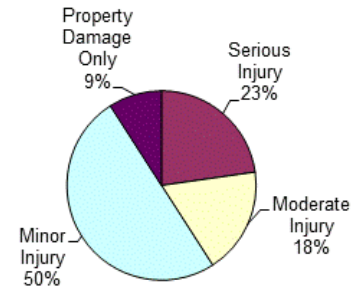
Injury Severity	Non-pedestrian Crash Victims	Non-pedestrian Victim Costs
Fatal	0	\$0
Serious Injury	0	\$0
Moderate Injury	0	\$0
Minor Injury	0	\$0
Property Damage Only	1	\$6,482
<b>Total</b>	<b>1</b>	<b>\$6,482</b>
Average cost of crash casualty		\$6,482

Pedestrian Victim Costs in Pedestrian Crashes in Eaton County (2021 dollars)						
	Fatal	Serious Injury	Moderate Injury	Minor Injury	Property Damage Only	Total
Medical Care	\$0	\$241,485	\$36,532	\$60,104	\$558	\$338,679
Work Loss	\$0	\$389,625	\$62,128	\$98,450	\$836	\$551,039
Public Services	\$0	\$1,690	\$720	\$1,705	\$21	\$4,136
Adjudication	\$0	\$84,665	\$13,248	\$21,274	\$187	\$119,374
Insurance Administration	\$0	\$97,240	\$18,056	\$30,019	\$261	\$145,576
Congestion & Environmental	\$0	\$6,880	\$5,264	\$13,838	\$178	\$26,160
Subtotal (Monetary Cost)	\$0	\$821,585	\$135,948	\$225,390	\$2,041	\$1,184,964
Quality of Life	\$0	\$4,497,410	\$850,492	\$1,486,232	\$13,887	\$6,848,021
<b>Total (Comprehensive Cost)</b>	<b>\$0</b>	<b>\$5,318,995</b>	<b>\$986,440</b>	<b>\$1,711,622</b>	<b>\$15,928</b>	<b>\$8,032,985</b>

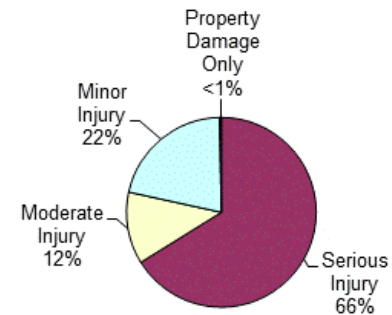
Non-pedestrian Victim in Pedestrian Crashes in Eaton County (2021 dollars)						
	Fatal	Serious Injury	Moderate Injury	Minor Injury	Property Damage Only	Total
Medical Care	\$0	\$0	\$0	\$0	\$184	\$184
Work Loss	\$0	\$0	\$0	\$0	\$405	\$405
Public Services	\$0	\$0	\$0	\$0	\$48	\$48
Adjudication	\$0	\$0	\$0	\$0	\$64	\$64
Insurance Administration	\$0	\$0	\$0	\$0	\$382	\$382
Congestion & Environmental	\$0	\$0	\$0	\$0	\$1,785	\$1,785
Subtotal (Monetary Cost)	\$0	\$0	\$0	\$0	\$2,868	\$2,868
Quality of Life	\$0	\$0	\$0	\$0	\$3,614	\$3,614
<b>Total (Comprehensive Cost)</b>	<b>\$0</b>	<b>\$0</b>	<b>\$0</b>	<b>\$0</b>	<b>\$6,482</b>	<b>\$6,482</b>

Costs of Pedestrian Crashes in Eaton County (2021 dollars)						
	Fatal	Serious Injury	Moderate Injury	Minor Injury	Property Damage Only	Total
Medical Care	\$0	\$241,485	\$36,532	\$60,104	\$742	\$338,863
Work Loss	\$0	\$389,625	\$62,128	\$98,450	\$1,241	\$551,444
Public Services	\$0	\$1,690	\$720	\$1,705	\$69	\$4,184
Adjudication	\$0	\$84,665	\$13,248	\$21,274	\$251	\$119,438
Insurance Administration	\$0	\$97,240	\$18,056	\$30,019	\$643	\$145,958
Congestion & Environmental	\$0	\$6,880	\$5,264	\$13,838	\$1,963	\$27,945
Subtotal (Monetary Cost)	\$0	\$821,585	\$135,948	\$225,390	\$4,909	\$1,187,832
Quality of Life	\$0	\$4,497,410	\$850,492	\$1,486,232	\$17,501	\$6,851,635
<b>Total (Comprehensive Cost)</b>	<b>\$0</b>	<b>\$5,318,995</b>	<b>\$986,440</b>	<b>\$1,711,622</b>	<b>\$22,410</b>	<b>\$8,039,467</b>

Crash Casualties



Crash Costs



# Emmet County Traffic Crashes and Crime

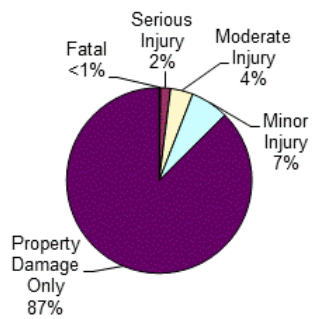
Crash Casualty Severity	Crash Casualties	Crash Costs
Fatal	4	\$41,578,332
Serious Injury	31	\$29,008,064
Moderate Injury	69	\$13,415,877
Minor Injury	117	\$11,780,730
Property Damage Only	1,540	\$13,781,460
<b>Total</b>	<b>1,761</b>	<b>\$109,564,463</b>
Average cost of crash casualty		\$62,217

Index Crime Category	Number of Crimes	Crime Costs
Murder	0	\$0
Rape	15	\$8,482,545
Aggravated Assault	44	\$2,048,112
Robbery	1	\$46,482
Larceny	108	\$462,348
Burglary	26	\$110,786
Motor Vehicle Theft	15	\$154,515
<b>Total</b>	<b>209</b>	<b>\$11,304,788</b>
Average cost of index crime		\$54,090

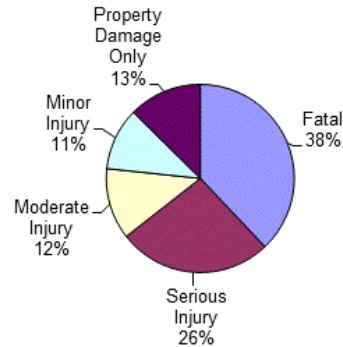
Costs of Crashes in Emmet County (2021 dollars)						
	Fatal	Serious Injury	Moderate Injury	Minor Injury	Property Damage Only	Total
Medical Care	\$67,840	\$1,242,449	\$485,829	\$421,902	\$283,360	\$2,501,380
Work Loss	\$5,228,204	\$2,138,380	\$908,040	\$759,213	\$623,700	\$9,657,537
Public Services	\$4,360	\$10,323	\$11,592	\$14,040	\$73,920	\$114,235
Adjudication & Sanctioning	\$518,516	\$452,724	\$186,714	\$157,482	\$98,560	\$1,413,996
Insurance Administration	\$137,148	\$386,539	\$266,823	\$266,409	\$588,280	\$1,645,199
Congestion & Environmental	\$29,328	\$55,955	\$122,406	\$207,792	\$2,748,900	\$3,164,381
Property Damage & Loss	\$62,432	\$385,392	\$641,838	\$815,607	\$3,799,180	\$5,704,449
<b>Subtotal (Monetary Cost)</b>	<b>\$6,047,828</b>	<b>\$4,671,762</b>	<b>\$2,623,242</b>	<b>\$2,642,445</b>	<b>\$8,215,900</b>	<b>\$24,201,177</b>
Quality of Life	\$35,530,504	\$24,336,302	\$10,792,635	\$9,138,285	\$5,565,560	\$85,363,286
<b>Total (Comprehensive Cost)</b>	<b>\$41,578,332</b>	<b>\$29,008,064</b>	<b>\$13,415,877</b>	<b>\$11,780,730</b>	<b>\$13,781,460</b>	<b>\$109,564,463</b>

Costs of Index Crimes in Emmet County (2021 dollars)								
	Murder	Rape	Aggravated Assault	Robbery	Larceny	Burglary	Motor Vehicle Theft	Total
Medical Care	\$0	\$50,610	\$93,060	\$1,983	\$0	\$0	\$0	\$145,653
Mental Health	\$0	\$98,775	\$17,952	\$199	\$0	\$0	\$0	\$116,926
Work Loss	\$0	\$106,905	\$100,144	\$4,606	\$3,348	\$1,014	\$1,755	\$217,772
Public Services	\$0	\$11,415	\$107,316	\$792	\$56,916	\$9,412	\$6,825	\$192,676
Adjudication & Sanctioning	\$0	\$678,570	\$263,780	\$14,497	\$280,260	\$20,046	\$29,850	\$1,287,003
Property Damage & Loss	\$0	\$2,835	\$3,696	\$1,377	\$121,824	\$80,314	\$116,085	\$326,131
<b>Subtotal (Monetary Cost)</b>	<b>\$0</b>	<b>\$949,110</b>	<b>\$585,948</b>	<b>\$23,454</b>	<b>\$462,348</b>	<b>\$110,786</b>	<b>\$154,515</b>	<b>\$2,286,161</b>
Quality of Life	\$0	\$7,533,435	\$1,462,164	\$23,028	\$0	\$0	\$0	\$9,018,627
<b>Total (Comprehensive Costs)</b>	<b>\$0</b>	<b>\$8,482,545</b>	<b>\$2,048,112</b>	<b>\$46,482</b>	<b>\$462,348</b>	<b>\$110,786</b>	<b>\$154,515</b>	<b>\$11,304,788</b>

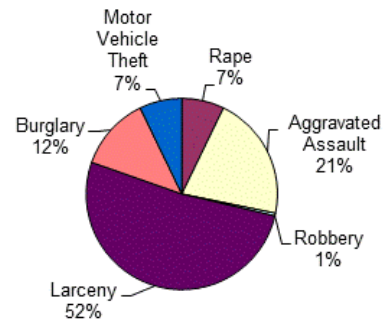
Crash Casualties



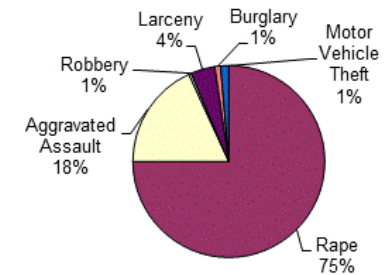
Crash Costs



Index Crimes



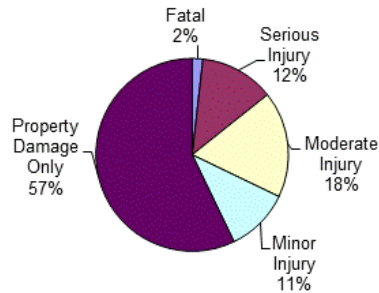
Index Crime Costs



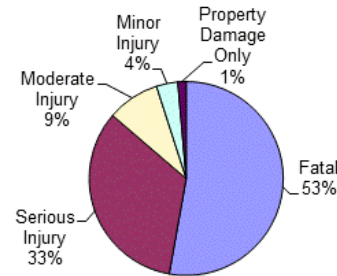
# Emmet County Alcohol-Involved Crashes

Crash Casualty Severity	Crash Casualties	Crash Costs
Fatal	1	\$11,509,950
Serious Injury	7	\$7,293,118
Moderate Injury	10	\$1,907,018
Minor Injury	6	\$777,438
Property Damage Only	32	\$303,168
<b>Total</b>	<b>56</b>	<b>\$21,790,692</b>
Average cost of crash casualty		\$389,120

Crash Casualties



Crash Costs

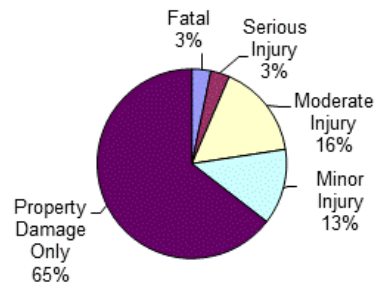


Costs of Alcohol-Involved Crashes in Emmet County (2021 dollars)						
	Fatal	Serious Injury	Moderate Injury	Minor Injury	Property Damage Only	Total
Medical Care	\$16,960	\$312,508	\$65,460	\$25,896	\$6,720	\$427,544
Work Loss	\$1,564,761	\$524,993	\$123,390	\$45,882	\$13,984	\$2,273,010
Public Services	\$1,090	\$2,401	\$1,660	\$774	\$1,568	\$7,493
Adjudication & Sanctioning	\$129,629	\$116,200	\$27,490	\$10,230	\$2,624	\$286,173
Insurance Administration	\$34,287	\$96,047	\$43,460	\$17,892	\$13,920	\$205,606
Congestion & Environmental	\$7,332	\$12,649	\$10,638	\$56,736	\$57,120	\$144,475
Property Damage & Loss	\$15,608	\$88,200	\$94,060	\$46,764	\$81,600	\$326,232
<b>Subtotal (Monetary Cost)</b>	<b>\$1,769,667</b>	<b>\$1,152,998</b>	<b>\$366,158</b>	<b>\$204,174</b>	<b>\$177,536</b>	<b>\$3,670,533</b>
Quality of Life	\$9,740,283	\$6,140,120	\$1,540,860	\$573,264	\$125,632	\$18,120,159
<b>Total (Comprehensive Cost)</b>	<b>\$11,509,950</b>	<b>\$7,293,118</b>	<b>\$1,907,018</b>	<b>\$777,438</b>	<b>\$303,168</b>	<b>\$21,790,692</b>

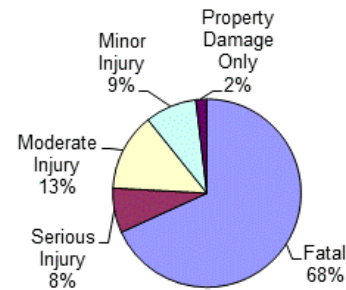
# Emmet County Drug-Involved Crashes

Crash Casualty Severity	Crash Casualties	Crash Costs
Fatal	1	\$11,509,950
Serious Injury	1	\$1,297,822
Moderate Injury	5	\$2,253,935
Minor Injury	4	\$1,500,948
Property Damage Only	20	\$317,540
<b>Total</b>	<b>31</b>	<b>\$16,880,195</b>
Average cost of crash casualty	\$544,522	

Crash Casualties



Crash Costs

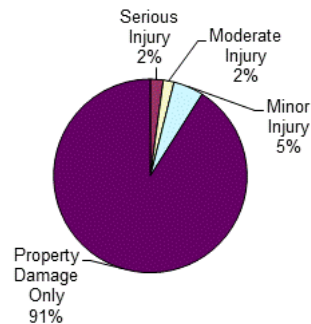


Costs of Drug-Involved Crashes in Emmet County (2021 dollars)						
	Fatal	Serious Injury	Moderate Injury	Minor Injury	Property Damage Only	Total
Medical Care	\$16,960	\$54,266	\$82,380	\$54,636	\$8,340	\$216,582
Work Loss	\$1,564,761	\$92,459	\$157,530	\$102,512	\$17,240	\$1,934,502
Public Services	\$1,090	\$388	\$1,125	\$776	\$1,060	\$4,439
Adjudication & Sanctioning	\$129,629	\$20,229	\$33,740	\$22,156	\$3,520	\$209,274
Insurance Administration	\$34,287	\$16,942	\$38,870	\$25,948	\$11,260	\$127,307
Congestion & Environmental	\$7,332	\$1,816	\$8,920	\$7,140	\$35,700	\$60,908
Property Damage & Loss	\$15,608	\$13,608	\$53,125	\$36,808	\$54,340	\$173,489
<b>Subtotal (Monetary Cost)</b>	<b>\$1,769,667</b>	<b>\$199,708</b>	<b>\$375,690</b>	<b>\$249,976</b>	<b>\$131,460</b>	<b>\$2,726,501</b>
Quality of Life	\$9,740,283	\$1,098,114	\$1,878,245	\$1,250,972	\$186,080	\$14,153,694
<b>Total (Comprehensive Cost)</b>	<b>\$11,509,950</b>	<b>\$1,297,822</b>	<b>\$2,253,935</b>	<b>\$1,500,948</b>	<b>\$317,540</b>	<b>\$16,880,195</b>

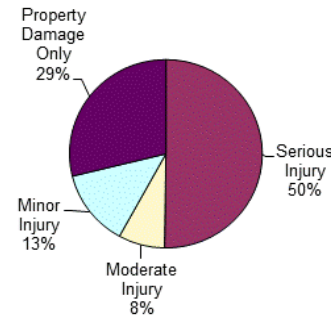
# Emmet County Young Driver Crashes (<21)

Crash Casualty Severity	Crash Casualties	Crash Costs
Fatal	0	\$0
Serious Injury	6	\$4,507,362
Moderate Injury	5	\$697,905
Minor Injury	14	\$1,181,236
Property Damage Only	253	\$2,585,407
<b>Total</b>	<b>278</b>	<b>\$8,971,910</b>
Average cost of crash casualty		\$32,273

Crash Casualties



Crash Costs



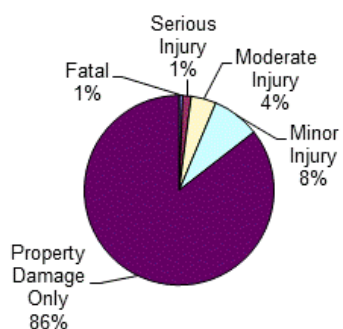
Costs of Young Driver Crashes in Emmet County (2021 dollars)						
	Fatal	Serious Injury	Moderate Injury	Minor Injury	Property Damage Only	Total
Medical Care	\$0	\$190,176	\$24,040	\$43,862	\$59,202	\$317,280
Work Loss	\$0	\$324,042	\$46,170	\$77,434	\$119,922	\$567,568
Public Services	\$0	\$1,776	\$795	\$1,694	\$12,903	\$17,168
Adjudication	\$0	\$68,874	\$9,415	\$16,184	\$20,240	\$114,713
Insurance Administration	\$0	\$61,848	\$15,910	\$29,274	\$108,537	\$215,569
Congestion & Environmental	\$0	\$10,794	\$8,865	\$24,822	\$451,605	\$496,086
Property Damage & Loss	\$0	\$70,026	\$45,385	\$101,444	\$674,498	\$891,353
<b>Subtotal (Monetary Cost)</b>	<b>\$0</b>	<b>\$727,536</b>	<b>\$150,580</b>	<b>\$294,714</b>	<b>\$1,446,907</b>	<b>\$2,619,737</b>
Quality of Life	\$0	\$3,779,826	\$547,325	\$886,522	\$1,138,500	\$6,352,173
<b>Total (Comprehensive Cost)</b>	<b>\$0</b>	<b>\$4,507,362</b>	<b>\$697,905</b>	<b>\$1,181,236</b>	<b>\$2,585,407</b>	<b>\$8,971,910</b>



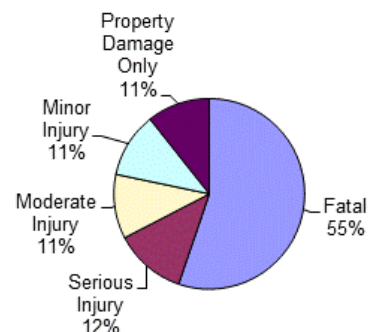
# Emmet County Older Driver Crashes (65+)

Crash Casualty Severity	Crash Casualties	Crash Costs
Fatal	3	\$31,183,749
Serious Injury	7	\$6,868,526
Moderate Injury	21	\$6,159,804
Minor Injury	40	\$6,238,280
Property Damage Only	419	\$6,018,935
<b>Total</b>	<b>490</b>	<b>\$56,469,294</b>
Average cost of crash casualty	\$115,243	

Crash Casualties



Crash Costs

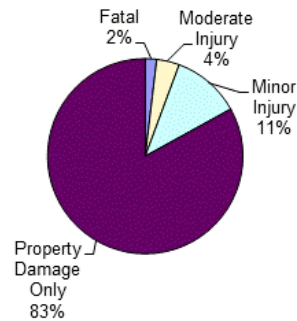


Costs of Older Driver Crashes in Emmet County (2021 dollars)						
	Fatal	Serious Injury	Moderate Injury	Minor Injury	Property Damage Only	Total
Medical Care	\$50,880	\$287,490	\$222,516	\$224,440	\$163,829	\$949,155
Work Loss	\$3,921,153	\$497,763	\$423,696	\$418,320	\$307,965	\$5,568,897
Public Services	\$3,270	\$2,373	\$3,990	\$5,560	\$22,626	\$37,819
Adjudication	\$388,887	\$105,112	\$86,520	\$85,880	\$56,984	\$723,383
Insurance Administration	\$102,861	\$92,960	\$109,305	\$124,160	\$215,366	\$644,652
Congestion & Environmental	\$21,996	\$12,635	\$37,380	\$71,080	\$747,496	\$890,587
Property Damage & Loss	\$46,824	\$91,105	\$202,503	\$305,760	\$1,203,368	\$1,849,560
<b>Subtotal (Monetary Cost)</b>	<b>\$4,535,871</b>	<b>\$1,089,438</b>	<b>\$1,085,910</b>	<b>\$1,235,200</b>	<b>\$2,717,634</b>	<b>\$10,664,053</b>
Quality of Life	\$26,647,878	\$5,779,088	\$5,073,894	\$5,003,080	\$3,301,301	\$45,805,241
<b>Total (Comprehensive Cost)</b>	<b>\$31,183,749</b>	<b>\$6,868,526</b>	<b>\$6,159,804</b>	<b>\$6,238,280</b>	<b>\$6,018,935</b>	<b>\$56,469,294</b>

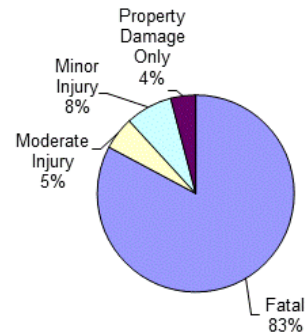
# Emmet County Medium/Large Truck Crashes

Crash Casualty Severity	Crash Casualties	Crash Costs
Fatal	1	\$10,432,467
Serious Injury	0	\$0
Moderate Injury	2	\$679,488
Minor Injury	6	\$971,904
Property Damage Only	44	\$514,580
<b>Total</b>	<b>53</b>	<b>\$12,598,439</b>
Average cost of crash casualty		\$237,706

Crash Casualties



Crash Costs



Costs of Medium/Large Truck Crashes in Emmet County (2021 dollars)						
	Fatal	Serious Injury	Moderate Injury	Minor Injury	Property Damage Only	Total
Medical Care	\$32,338	\$0	\$34,530	\$47,502	\$15,972	\$130,342
Work Loss	\$1,307,051	\$0	\$106,756	\$136,992	\$128,172	\$1,678,971
Public Services	\$1,096	\$0	\$350	\$1,152	\$2,068	\$4,666
Adjudication	\$141,870	\$0	\$5,668	\$9,012	\$6,996	\$163,546
Insurance Administration	\$34,040	\$0	\$7,300	\$13,380	\$24,112	\$78,832
Congestion & Environmental	\$7,583	\$0	\$3,670	\$11,022	\$81,268	\$103,543
Property Damage & Loss	\$25,863	\$0	\$16,426	\$37,530	\$126,720	\$206,539
<b>Subtotal (Monetary Cost)</b>	<b>\$1,549,841</b>	<b>\$0</b>	<b>\$174,700</b>	<b>\$256,590</b>	<b>\$385,308</b>	<b>\$2,366,439</b>
Quality of Life	\$8,882,626	\$0	\$504,788	\$715,314	\$129,272	\$10,232,000
<b>Total (Comprehensive Cost)</b>	<b>\$10,432,467</b>	<b>\$0</b>	<b>\$679,488</b>	<b>\$971,904</b>	<b>\$514,580</b>	<b>\$12,598,439</b>

# Emmet County Motorcycle Crashes

Injury Severity	Motorcyclist Crash Victims	Motorcyclist Victim Costs
Fatal	0	\$0
Serious Injury	5	\$4,857,355
Moderate Injury	10	\$2,663,040
Minor Injury	2	\$467,238
Property Damage Only	3	\$150,786
<b>Total</b>	<b>20</b>	<b>\$8,138,419</b>
Average cost of crash casualty	\$406,921	

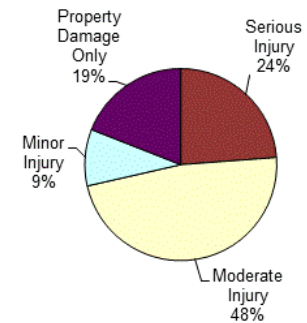
Injury Severity	Non-motorcyclist Crash Victims	Non-motorcyclist Victim Costs
Fatal	0	\$0
Serious Injury	0	\$0
Moderate Injury	0	\$0
Minor Injury	0	\$0
Property Damage Only	1	\$5,937
<b>Total</b>	<b>1</b>	<b>\$5,937</b>
Average cost of crash casualty	\$5,937	

Motorcyclist Victim Costs in Motorcycle Crashes in Emmet County (2021 dollars)						
	Fatal	Serious Injury	Moderate Injury	Minor Injury	Property Damage Only	Total
Medical Care	\$0	\$202,410	\$94,890	\$16,620	\$4,662	\$318,582
Work Loss	\$0	\$366,395	\$191,820	\$33,602	\$9,543	\$601,360
Public Services	\$0	\$1,695	\$1,930	\$370	\$255	\$4,250
Adjudication	\$0	\$76,330	\$38,550	\$6,756	\$1,899	\$123,535
Insurance Administration	\$0	\$64,435	\$48,930	\$8,866	\$4,182	\$126,413
Congestion & Environmental	\$0	\$6,840	\$13,280	\$2,656	\$3,993	\$26,769
Property Damage & Loss	\$0	\$59,740	\$95,280	\$18,536	\$17,073	\$190,629
Subtotal (Monetary Cost)	\$0	\$777,845	\$484,680	\$87,406	\$41,607	\$1,391,538
Quality of Life	\$0	\$4,079,510	\$2,178,360	\$379,832	\$109,179	\$6,746,881
<b>Total (Comprehensive Cost)</b>	<b>\$0</b>	<b>\$4,857,355</b>	<b>\$2,663,040</b>	<b>\$467,238</b>	<b>\$150,786</b>	<b>\$8,138,419</b>

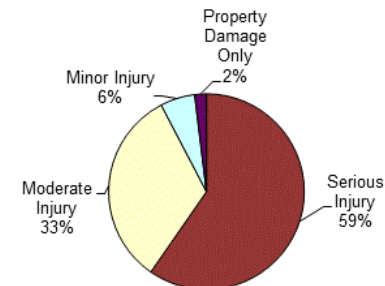
Non-motorcyclist Victim Costs in Motorcycle Crashes in Emmet County (2021 dollars)						
	Fatal	Serious Injury	Moderate Injury	Minor Injury	Property Damage Only	Total
Medical Care	\$0	\$0	\$0	\$0	\$0	\$0
Work Loss	\$0	\$0	\$0	\$0	\$123	\$123
Public Services	\$0	\$0	\$0	\$0	\$25	\$25
Adjudication	\$0	\$0	\$0	\$0	\$0	\$0
Insurance Administration	\$0	\$0	\$0	\$0	\$434	\$434
Congestion & Environmental	\$0	\$0	\$0	\$0	\$1,787	\$1,787
Property Damage & Loss	\$0	\$0	\$0	\$0	\$3,568	\$3,568
Subtotal (Monetary Cost)	\$0	\$0	\$0	\$0	\$5,937	\$5,937
Quality of Life	\$0	\$0	\$0	\$0	\$0	\$0
<b>Total (Comprehensive Cost)</b>	<b>\$0</b>	<b>\$0</b>	<b>\$0</b>	<b>\$0</b>	<b>\$5,937</b>	<b>\$5,937</b>

Costs of Motorcycle Crashes in Emmet County (2021 dollars)						
	Fatal	Serious Injury	Moderate Injury	Minor Injury	Property Damage Only	Total
Medical Care	\$0	\$202,410	\$94,890	\$16,620	\$4,662	\$318,582
Work Loss	\$0	\$366,395	\$191,820	\$33,602	\$9,666	\$601,483
Public Services	\$0	\$1,695	\$1,930	\$370	\$280	\$4,275
Adjudication	\$0	\$76,330	\$38,550	\$6,756	\$1,899	\$123,535
Insurance Administration	\$0	\$64,435	\$48,930	\$8,866	\$4,616	\$126,847
Congestion & Environmental	\$0	\$6,840	\$13,280	\$2,656	\$5,780	\$28,556
Property Damage & Loss	\$0	\$59,740	\$95,280	\$18,536	\$20,641	\$194,197
Subtotal (Monetary Cost)	\$0	\$777,845	\$484,680	\$87,406	\$47,544	\$1,397,475
Quality of Life	\$0	\$4,079,510	\$2,178,360	\$379,832	\$109,179	\$6,746,881
<b>Total (Comprehensive Cost)</b>	<b>\$0</b>	<b>\$4,857,355</b>	<b>\$2,663,040</b>	<b>\$467,238</b>	<b>\$156,723</b>	<b>\$8,144,356</b>

Crash Casualties



Crash Costs



# Emmet County Bicycle Crashes

Injury Severity	Bicyclist Crash Victims	Bicyclist Victim Costs
Fatal	0	\$0
Serious Injury	0	\$0
Moderate Injury	1	\$198,046
Minor Injury	1	\$126,892
Property Damage Only	0	\$0
<b>Total</b>	<b>2</b>	<b>\$324,938</b>
Average cost of crash casualty		\$162,469

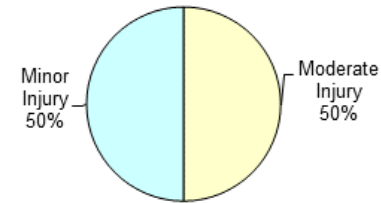
Injury Severity	Non-bicyclist Crash Victims	Non-bicyclist Victim Costs
Fatal	0	\$0
Serious Injury	0	\$0
Moderate Injury	0	\$0
Minor Injury	0	\$0
Property Damage Only	0	\$0
<b>Total</b>	<b>0</b>	<b>\$0</b>
Average cost of crash casualty		\$0

Bicyclist Victim Costs in Bicycle Crashes in Emmet County (2021 dollars)						
	Fatal	Serious Injury	Moderate Injury	Minor Injury	Property Damage Only	Total
Medical Care	\$0	\$0	\$6,899	\$4,272	\$0	\$11,171
Work Loss	\$0	\$0	\$14,235	\$8,351	\$0	\$22,586
Public Services	\$0	\$0	\$180	\$155	\$0	\$335
Adjudication	\$0	\$0	\$2,832	\$1,692	\$0	\$4,524
Insurance Administration	\$0	\$0	\$3,924	\$2,437	\$0	\$6,361
Congestion & Environmental	\$0	\$0	\$1,316	\$1,258	\$0	\$2,574
Property Damage & Loss	\$0	\$0	\$248	\$238	\$0	\$486
Subtotal (Monetary Cost)	\$0	\$0	\$29,634	\$18,403	\$0	\$48,037
Quality of Life	\$0	\$0	\$168,412	\$108,489	\$0	\$276,901
<b>Total (Comprehensive Cost)</b>	<b>\$0</b>	<b>\$0</b>	<b>\$198,046</b>	<b>\$126,892</b>	<b>\$0</b>	<b>\$324,938</b>

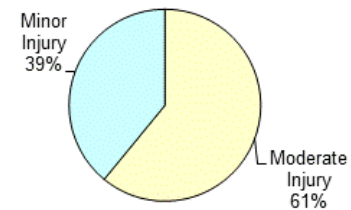
Non-bicyclist Victim Costs in Bicycle Crashes in Emmet County (2021 dollars)						
	Fatal	Serious Injury	Moderate Injury	Minor Injury	Property Damage Only	Total
Medical Care	\$0	\$0	\$0	\$0	\$0	\$0
Work Loss	\$0	\$0	\$0	\$0	\$0	\$0
Public Services	\$0	\$0	\$0	\$0	\$0	\$0
Adjudication	\$0	\$0	\$0	\$0	\$0	\$0
Insurance Administration	\$0	\$0	\$0	\$0	\$0	\$0
Congestion & Environmental	\$0	\$0	\$0	\$0	\$0	\$0
Property Damage & Loss	\$0	\$0	\$0	\$0	\$0	\$0
Subtotal (Monetary Cost)	\$0	\$0	\$0	\$0	\$0	\$0
Quality of Life	\$0	\$0	\$0	\$0	\$0	\$0
<b>Total (Comprehensive Cost)</b>	<b>\$0</b>	<b>\$0</b>	<b>\$0</b>	<b>\$0</b>	<b>\$0</b>	<b>\$0</b>

Costs of Bicycle Crashes in Emmet County (2021 dollars)						
	Fatal	Serious Injury	Moderate Injury	Minor Injury	Property Damage Only	Total
Medical Care	\$0	\$0	\$6,899	\$4,272	\$0	\$11,171
Work Loss	\$0	\$0	\$14,235	\$8,351	\$0	\$22,586
Public Services	\$0	\$0	\$180	\$155	\$0	\$335
Adjudication	\$0	\$0	\$2,832	\$1,692	\$0	\$4,524
Insurance Administration	\$0	\$0	\$3,924	\$2,437	\$0	\$6,361
Congestion & Environmental	\$0	\$0	\$1,316	\$1,258	\$0	\$2,574
Property Damage & Loss	\$0	\$0	\$248	\$238	\$0	\$486
Subtotal (Monetary Cost)	\$0	\$0	\$29,634	\$18,403	\$0	\$48,037
Quality of Life	\$0	\$0	\$168,412	\$108,489	\$0	\$276,901
<b>Total (Comprehensive Cost)</b>	<b>\$0</b>	<b>\$0</b>	<b>\$198,046</b>	<b>\$126,892</b>	<b>\$0</b>	<b>\$324,938</b>

Crash Casualties



Crash Costs



# Emmet County Pedestrian Crashes

Injury Severity	Pedestrian Crash Victims	Pedestrian Victim Costs
Fatal	0	\$0
Serious Injury	0	\$0
Moderate Injury	1	\$246,610
Minor Injury	0	\$0
Property Damage Only	0	\$0
<b>Total</b>	<b>1</b>	<b>\$246,610</b>
Average cost of crash casualty	\$246,610	

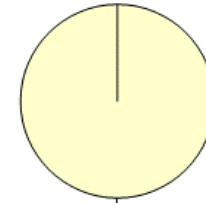
Injury Severity	Non-pedestrian Crash Victims	Non-pedestrian Victim Costs
Fatal	0	\$0
Serious Injury	0	\$0
Moderate Injury	0	\$0
Minor Injury	0	\$0
Property Damage Only	0	\$0
<b>Total</b>	<b>0</b>	<b>\$0</b>
Average cost of crash casualty	\$0	

	Fatal	Serious Injury	Moderate Injury	Minor Injury	Property Damage Only	Total
Medical Care	\$0	\$0	\$9,133	\$0	\$0	\$9,133
Work Loss	\$0	\$0	\$15,532	\$0	\$0	\$15,532
Public Services	\$0	\$0	\$180	\$0	\$0	\$180
Adjudication	\$0	\$0	\$3,312	\$0	\$0	\$3,312
Insurance Administration	\$0	\$0	\$4,514	\$0	\$0	\$4,514
Congestion & Environmental	\$0	\$0	\$1,316	\$0	\$0	\$1,316
Subtotal (Monetary Cost)	\$0	\$0	\$33,987	\$0	\$0	\$33,987
Quality of Life	\$0	\$0	\$212,623	\$0	\$0	\$212,623
<b>Total (Comprehensive Cost)</b>	<b>\$0</b>	<b>\$0</b>	<b>\$246,610</b>	<b>\$0</b>	<b>\$0</b>	<b>\$246,610</b>

	Fatal	Serious Injury	Moderate Injury	Minor Injury	Property Damage Only	Total
Medical Care	\$0	\$0	\$0	\$0	\$0	\$0
Work Loss	\$0	\$0	\$0	\$0	\$0	\$0
Public Services	\$0	\$0	\$0	\$0	\$0	\$0
Adjudication	\$0	\$0	\$0	\$0	\$0	\$0
Insurance Administration	\$0	\$0	\$0	\$0	\$0	\$0
Congestion & Environmental	\$0	\$0	\$0	\$0	\$0	\$0
Subtotal (Monetary Cost)	\$0	\$0	\$0	\$0	\$0	\$0
Quality of Life	\$0	\$0	\$0	\$0	\$0	\$0
<b>Total (Comprehensive Cost)</b>	<b>\$0</b>	<b>\$0</b>	<b>\$0</b>	<b>\$0</b>	<b>\$0</b>	<b>\$0</b>

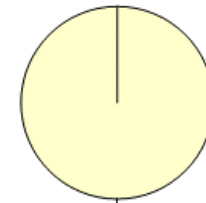
	Fatal	Serious Injury	Moderate Injury	Minor Injury	Property Damage Only	Total
Medical Care	\$0	\$0	\$9,133	\$0	\$0	\$9,133
Work Loss	\$0	\$0	\$15,532	\$0	\$0	\$15,532
Public Services	\$0	\$0	\$180	\$0	\$0	\$180
Adjudication	\$0	\$0	\$3,312	\$0	\$0	\$3,312
Insurance Administration	\$0	\$0	\$4,514	\$0	\$0	\$4,514
Congestion & Environmental	\$0	\$0	\$1,316	\$0	\$0	\$1,316
Subtotal (Monetary Cost)	\$0	\$0	\$33,987	\$0	\$0	\$33,987
Quality of Life	\$0	\$0	\$212,623	\$0	\$0	\$212,623
<b>Total (Comprehensive Cost)</b>	<b>\$0</b>	<b>\$0</b>	<b>\$246,610</b>	<b>\$0</b>	<b>\$0</b>	<b>\$246,610</b>

Crash Casualties



Moderate Injury  
100%

Crash Costs



Moderate Injury  
100%

# Genesee County Traffic Crashes and Crime

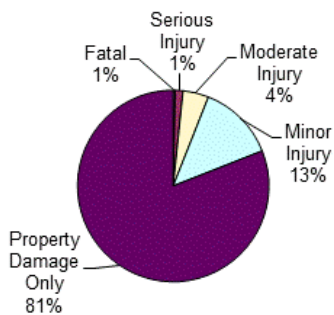
Crash Casualty Severity	Crash Casualties	Crash Costs
Fatal	61	\$634,069,563
Serious Injury	230	\$215,221,120
Moderate Injury	762	\$148,157,946
Minor Injury	2,285	\$230,076,650
Property Damage Only	14,196	\$127,040,004
<b>Total</b>	<b>17,534</b>	<b>\$1,354,565,283</b>
Average cost of crash casualty		\$77,254

Index Crime Category	Number of Crimes	Crime Costs
Murder	62	\$614,382,118
Rape	202	\$114,231,606
Aggravated Assault	1,506	\$70,101,288
Robbery	120	\$5,577,840
Larceny	3,643	\$15,595,683
Burglary	842	\$3,587,762
Motor Vehicle Theft	692	\$7,128,292
<b>Total</b>	<b>7,067</b>	<b>\$830,604,589</b>
Average cost of index crime		\$117,533

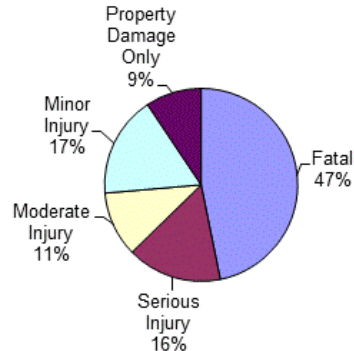
Costs of Crashes in Genesee County (2021 dollars)						
	Fatal	Serious Injury	Moderate Injury	Minor Injury	Property Damage Only	Total
Medical Care	\$1,034,560	\$9,218,170	\$5,365,242	\$8,239,710	\$2,612,064	\$26,469,746
Work Loss	\$79,730,111	\$15,865,400	\$10,027,920	\$14,827,365	\$5,749,380	\$126,200,176
Public Services	\$66,490	\$76,590	\$128,016	\$274,200	\$681,408	\$1,226,704
Adjudication & Sanctioning	\$7,907,369	\$3,358,920	\$2,061,972	\$3,075,610	\$908,544	\$17,312,415
Insurance Administration	\$2,091,507	\$2,867,870	\$2,946,654	\$5,202,945	\$5,422,872	\$18,531,848
Congestion & Environmental	\$447,252	\$415,150	\$1,351,788	\$4,058,160	\$25,339,860	\$31,612,210
Property Damage & Loss	\$952,088	\$2,859,360	\$7,088,124	\$15,928,735	\$35,021,532	\$61,849,839
<b>Subtotal (Monetary Cost)</b>	<b>\$92,229,377</b>	<b>\$34,661,460</b>	<b>\$28,969,716</b>	<b>\$51,606,725</b>	<b>\$75,735,660</b>	<b>\$283,202,938</b>
Quality of Life	\$541,840,186	\$180,559,660	\$119,188,230	\$178,469,925	\$51,304,344	\$1,071,362,345
<b>Total (Comprehensive Cost)</b>	<b>\$634,069,563</b>	<b>\$215,221,120</b>	<b>\$148,157,946</b>	<b>\$230,076,650</b>	<b>\$127,040,004</b>	<b>\$1,354,565,283</b>

Costs of Index Crimes in Genesee County (2021 dollars)								
	Murder	Rape	Aggravated Assault	Robbery	Larceny	Burglary	Motor Vehicle Theft	Total
Medical Care	\$799,366	\$681,548	\$3,185,190	\$237,960	\$0	\$0	\$0	\$4,904,064
Mental Health	\$751,750	\$1,330,170	\$614,448	\$23,880	\$0	\$0	\$0	\$2,720,248
Work Loss	\$71,935,996	\$1,439,654	\$3,427,656	\$552,720	\$112,933	\$32,838	\$80,964	\$77,582,761
Public Services	\$6,496,670	\$153,722	\$3,673,134	\$95,040	\$1,919,861	\$304,804	\$314,860	\$12,958,091
Adjudication & Sanctioning	\$30,320,852	\$9,138,076	\$9,028,470	\$1,739,640	\$9,453,585	\$649,182	\$1,377,080	\$61,706,885
Property Damage & Loss	\$13,082	\$38,178	\$126,504	\$165,240	\$4,109,304	\$2,600,938	\$5,355,388	\$12,408,634
<b>Subtotal (Monetary Cost)</b>	<b>\$110,317,716</b>	<b>\$12,781,348</b>	<b>\$20,055,402</b>	<b>\$2,814,480</b>	<b>\$15,595,683</b>	<b>\$3,587,762</b>	<b>\$7,128,292</b>	<b>\$172,280,683</b>
Quality of Life	\$504,064,402	\$101,450,258	\$50,045,886	\$2,763,360	\$0	\$0	\$0	\$658,323,906
<b>Total (Comprehensive Costs)</b>	<b>\$614,382,118</b>	<b>\$114,231,606</b>	<b>\$70,101,288</b>	<b>\$5,577,840</b>	<b>\$15,595,683</b>	<b>\$3,587,762</b>	<b>\$7,128,292</b>	<b>\$830,604,589</b>

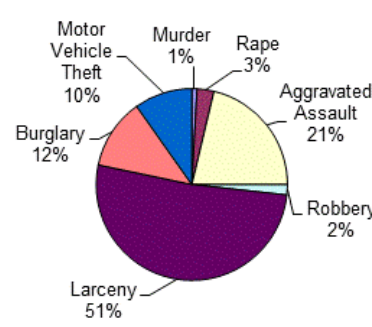
Crash Casualties



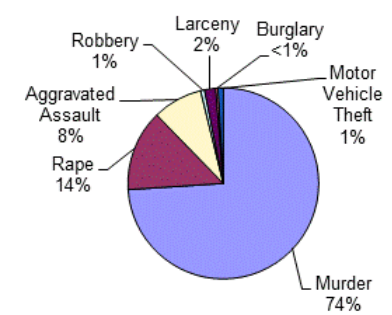
Crash Costs



Index Crimes



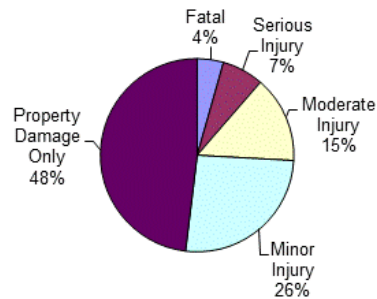
Index Crime Costs



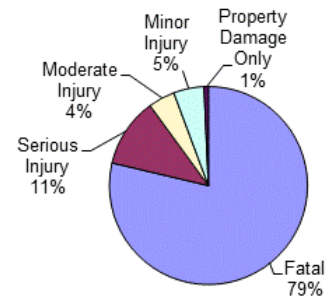
# Genesee County Alcohol-Involved Crashes

Crash Casualty Severity	Crash Casualties	Crash Costs
Fatal	24	\$276,238,800
Serious Injury	38	\$39,591,212
Moderate Injury	79	\$15,233,168
Minor Injury	142	\$17,521,140
Property Damage Only	262	\$2,482,188
<b>Total</b>	<b>545</b>	<b>\$351,066,508</b>
Average cost of crash casualty		\$644,159

Crash Casualties



Crash Costs

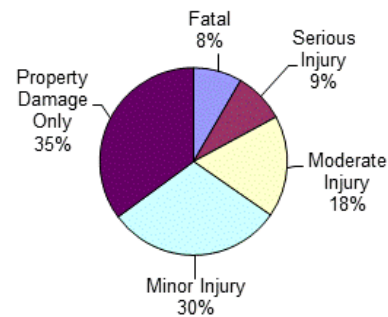


Costs of Alcohol-Involved Crashes in Genesee County (2021 dollars)						
	Fatal	Serious Injury	Moderate Injury	Minor Injury	Property Damage Only	Total
Medical Care	\$407,040	\$1,696,472	\$517,134	\$612,872	\$55,020	\$3,288,538
Work Loss	\$37,554,264	\$2,849,962	\$974,781	\$1,085,874	\$114,494	\$42,579,375
Public Services	\$26,160	\$13,034	\$13,114	\$18,318	\$12,838	\$83,464
Adjudication & Sanctioning	\$3,111,096	\$630,800	\$217,171	\$242,110	\$21,484	\$4,222,661
Insurance Administration	\$822,888	\$521,398	\$343,334	\$423,444	\$113,970	\$2,225,034
Congestion & Environmental	\$175,968	\$68,666	\$251,766	\$464,526	\$467,670	\$1,428,596
Property Damage & Loss	\$374,592	\$478,800	\$743,074	\$1,106,748	\$668,100	\$3,371,314
<b>Subtotal (Monetary Cost)</b>	<b>\$42,472,008</b>	<b>\$6,259,132</b>	<b>\$3,060,374</b>	<b>\$3,953,892</b>	<b>\$1,453,576</b>	<b>\$57,198,982</b>
Quality of Life	\$233,766,792	\$33,332,080	\$12,172,794	\$13,567,248	\$1,028,612	\$293,867,526
<b>Total (Comprehensive Cost)</b>	<b>\$276,238,800</b>	<b>\$39,591,212</b>	<b>\$15,233,168</b>	<b>\$17,521,140</b>	<b>\$2,482,188</b>	<b>\$351,066,508</b>

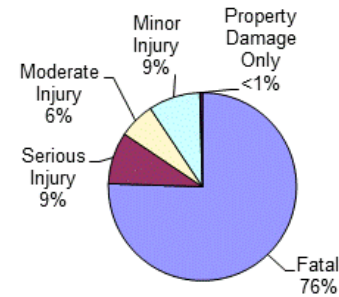
# Genesee County Drug-Involved Crashes

Crash Casualty Severity	Crash Casualties	Crash Costs
Fatal	21	\$241,708,950
Serious Injury	22	\$28,552,084
Moderate Injury	44	\$19,834,628
Minor Injury	76	\$28,518,012
Property Damage Only	88	\$1,397,176
<b>Total</b>	<b>251</b>	<b>\$320,010,850</b>
Average cost of crash casualty	\$1,274,944	

Crash Casualties



Crash Costs



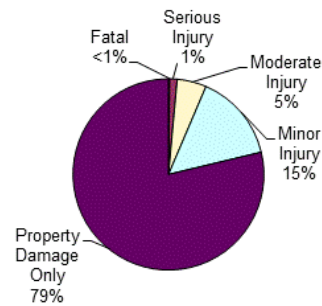
Costs of Drug-Involved Crashes in Genesee County (2021 dollars)						
	Fatal	Serious Injury	Moderate Injury	Minor Injury	Property Damage Only	Total
Medical Care	\$356,160	\$1,193,852	\$724,944	\$1,038,084	\$36,696	\$3,349,736
Work Loss	\$32,859,981	\$2,034,098	\$1,386,264	\$1,947,728	\$75,856	\$38,303,927
Public Services	\$22,890	\$8,536	\$9,900	\$14,744	\$4,664	\$60,734
Adjudication & Sanctioning	\$2,722,209	\$445,038	\$296,912	\$420,964	\$15,488	\$3,900,611
Insurance Administration	\$720,027	\$372,724	\$342,056	\$493,012	\$49,544	\$1,977,363
Congestion & Environmental	\$153,972	\$39,952	\$78,496	\$135,660	\$157,080	\$565,160
Property Damage & Loss	\$327,768	\$299,376	\$467,500	\$699,352	\$239,096	\$2,033,092
<b>Subtotal (Monetary Cost)</b>	<b>\$37,163,007</b>	<b>\$4,393,576</b>	<b>\$3,306,072</b>	<b>\$4,749,544</b>	<b>\$578,424</b>	<b>\$50,190,623</b>
Quality of Life	\$204,545,943	\$24,158,508	\$16,528,556	\$23,768,468	\$818,752	\$269,820,227
<b>Total (Comprehensive Cost)</b>	<b>\$241,708,950</b>	<b>\$28,552,084</b>	<b>\$19,834,628</b>	<b>\$28,518,012</b>	<b>\$1,397,176</b>	<b>\$320,010,850</b>



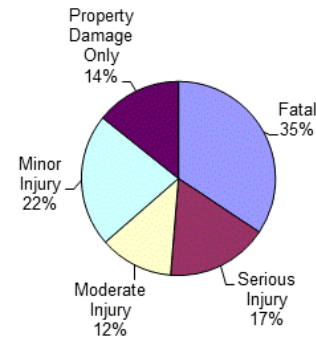
# Genesee County Young Driver Crashes (<21)

Crash Casualty Severity	Crash Casualties	Crash Costs
Fatal	6	\$62,367,498
Serious Injury	41	\$30,800,307
Moderate Injury	160	\$22,332,960
Minor Injury	477	\$40,246,398
Property Damage Only	2,533	\$25,884,727
<b>Total</b>	<b>3,217</b>	<b>\$181,631,890</b>
Average cost of crash casualty		\$56,460

Crash Casualties



Crash Costs

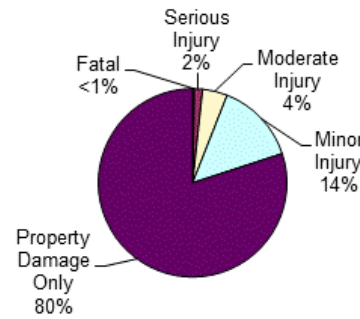


Costs of Young Driver Crashes in Genesee County (2021 dollars)						
	Fatal	Serious Injury	Moderate Injury	Minor Injury	Property Damage Only	Total
Medical Care	\$101,760	\$1,299,536	\$769,280	\$1,494,441	\$592,722	\$4,257,739
Work Loss	\$7,842,306	\$2,214,287	\$1,477,440	\$2,638,287	\$1,200,642	\$15,372,962
Public Services	\$6,540	\$12,136	\$25,440	\$57,717	\$129,183	\$231,016
Adjudication	\$777,774	\$470,639	\$301,280	\$551,412	\$202,640	\$2,303,745
Insurance Administration	\$205,722	\$422,628	\$509,120	\$997,407	\$1,086,657	\$3,221,534
Congestion & Environmental	\$43,992	\$73,759	\$283,680	\$845,721	\$4,521,405	\$5,768,557
Property Damage & Loss	\$93,648	\$478,511	\$1,452,320	\$3,456,342	\$6,752,978	\$12,233,799
<b>Subtotal (Monetary Cost)</b>	<b>\$9,071,742</b>	<b>\$4,971,496</b>	<b>\$4,818,560</b>	<b>\$10,041,327</b>	<b>\$14,486,227</b>	<b>\$43,389,352</b>
Quality of Life	\$53,295,756	\$25,828,811	\$17,514,400	\$30,205,071	\$11,398,500	\$138,242,538
<b>Total (Comprehensive Cost)</b>	<b>\$62,367,498</b>	<b>\$30,800,307</b>	<b>\$22,332,960</b>	<b>\$40,246,398</b>	<b>\$25,884,727</b>	<b>\$181,631,890</b>

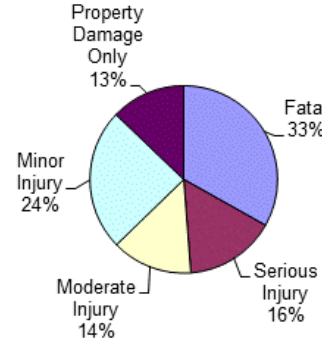
# Genesee County Older Driver Crashes (65+)

Crash Casualty Severity	Crash Casualties	Crash Costs
Fatal	10	\$103,945,830
Serious Injury	50	\$49,060,900
Moderate Injury	149	\$43,705,276
Minor Injury	491	\$76,574,887
Property Damage Only	2,803	\$40,265,095
<b>Total</b>	<b>3,503</b>	<b>\$313,551,988</b>
Average cost of crash casualty		\$89,510

Crash Casualties



Crash Costs

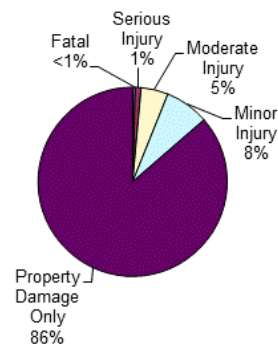


Costs of Older Driver Crashes in Genesee County (2021 dollars)						
	Fatal	Serious Injury	Moderate Injury	Minor Injury	Property Damage Only	Total
Medical Care	\$169,600	\$2,053,500	\$1,578,804	\$2,755,001	\$1,095,973	\$7,652,878
Work Loss	\$13,070,510	\$3,555,450	\$3,006,224	\$5,134,878	\$2,060,205	\$26,827,267
Public Services	\$10,900	\$16,950	\$28,310	\$68,249	\$151,362	\$275,771
Adjudication	\$1,296,290	\$750,800	\$613,880	\$1,054,177	\$381,208	\$4,096,355
Insurance Administration	\$342,870	\$664,000	\$775,545	\$1,524,064	\$1,440,742	\$4,747,221
Congestion & Environmental	\$73,320	\$90,250	\$265,220	\$872,507	\$5,000,552	\$6,301,849
Property Damage & Loss	\$156,080	\$650,750	\$1,436,807	\$3,753,204	\$8,050,216	\$14,047,057
<b>Subtotal (Monetary Cost)</b>	<b>\$15,119,570</b>	<b>\$7,781,700</b>	<b>\$7,704,790</b>	<b>\$15,162,080</b>	<b>\$18,180,258</b>	<b>\$63,948,398</b>
Quality of Life	\$88,826,260	\$41,279,200	\$36,000,486	\$61,412,807	\$22,084,837	\$249,603,590
<b>Total (Comprehensive Cost)</b>	<b>\$103,945,830</b>	<b>\$49,060,900</b>	<b>\$43,705,276</b>	<b>\$76,574,887</b>	<b>\$40,265,095</b>	<b>\$313,551,988</b>

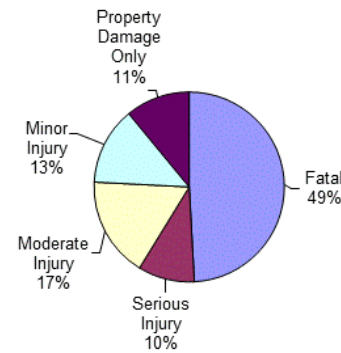
# Genesee County Medium/Large Truck Crashes

Crash Casualty Severity	Crash Casualties	Crash Costs
Fatal	3	\$31,297,401
Serious Injury	7	\$6,111,980
Moderate Injury	32	\$10,871,808
Minor Injury	52	\$8,423,168
Property Damage Only	596	\$6,970,220
<b>Total</b>	<b>690</b>	<b>\$63,674,577</b>
Average cost of crash casualty		\$92,282

Crash Casualties



Crash Costs



Costs of Medium/Large Truck Crashes in Genesee County (2021 dollars)						
	Fatal	Serious Injury	Moderate Injury	Minor Injury	Property Damage Only	Total
Medical Care	\$97,014	\$283,367	\$552,480	\$411,684	\$216,348	\$1,560,893
Work Loss	\$3,921,153	\$877,758	\$1,708,096	\$1,187,264	\$1,736,148	\$9,430,419
Public Services	\$3,288	\$2,247	\$5,600	\$9,984	\$28,012	\$49,131
Adjudication	\$425,610	\$101,577	\$90,688	\$78,104	\$94,764	\$790,743
Insurance Administration	\$102,120	\$79,793	\$116,800	\$115,960	\$326,608	\$741,281
Congestion & Environmental	\$22,749	\$13,069	\$58,720	\$95,524	\$1,100,812	\$1,290,874
Property Damage & Loss	\$77,589	\$75,061	\$262,816	\$325,260	\$1,716,480	\$2,457,206
<b>Subtotal (Monetary Cost)</b>	<b>\$4,649,523</b>	<b>\$1,432,872</b>	<b>\$2,795,200</b>	<b>\$2,223,780</b>	<b>\$5,219,172</b>	<b>\$16,320,547</b>
Quality of Life	\$26,647,878	\$4,679,108	\$8,076,608	\$6,199,388	\$1,751,048	\$47,354,030
<b>Total (Comprehensive Cost)</b>	<b>\$31,297,401</b>	<b>\$6,111,980</b>	<b>\$10,871,808</b>	<b>\$8,423,168</b>	<b>\$6,970,220</b>	<b>\$63,674,577</b>

# Genesee County Motorcycle Crashes

Injury Severity	Motorcyclist Crash Victims	Motorcyclist Victim Costs
Fatal	14	\$150,206,952
Serious Injury	42	\$40,801,782
Moderate Injury	47	\$12,516,288
Minor Injury	22	\$5,139,618
Property Damage Only	28	\$1,407,336
<b>Total</b>	<b>153</b>	<b>\$210,071,976</b>
Average cost of crash casualty		\$1,373,019

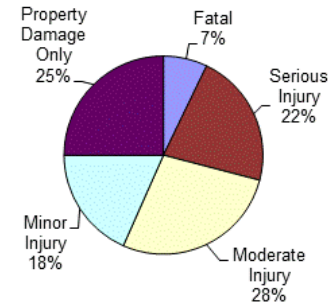
Injury Severity	Non-motorcyclist Crash Victims	Non-motorcyclist Victim Costs
Fatal	0	\$0
Serious Injury	1	\$935,744
Moderate Injury	7	\$1,361,031
Minor Injury	14	\$1,409,660
Property Damage Only	21	\$124,677
<b>Total</b>	<b>43</b>	<b>\$3,831,112</b>
Average cost of crash casualty		\$89,096

Motorcyclist Victim Costs in Motorcycle Crashes in Genesee County (2021 dollars)						
	Fatal	Serious Injury	Moderate Injury	Minor Injury	Property Damage Only	Total
Medical Care	\$275,520	\$1,700,244	\$445,983	\$182,820	\$43,512	\$2,648,079
Work Loss	\$20,690,278	\$3,077,718	\$901,554	\$369,622	\$89,068	\$25,128,240
Public Services	\$15,260	\$14,238	\$9,071	\$4,070	\$2,380	\$45,019
Adjudication	\$1,814,806	\$641,172	\$181,185	\$74,316	\$17,724	\$2,729,203
Insurance Administration	\$454,832	\$541,254	\$229,971	\$97,526	\$39,032	\$1,362,615
Congestion & Environmental	\$102,648	\$57,456	\$62,416	\$29,216	\$37,268	\$289,004
Property Damage & Loss	\$312,242	\$501,816	\$447,816	\$203,896	\$159,348	\$1,625,118
Subtotal (Monetary Cost)	\$23,665,586	\$6,533,898	\$2,277,996	\$961,466	\$388,332	\$33,827,278
Quality of Life	\$126,541,366	\$34,267,884	\$10,238,292	\$4,178,152	\$1,019,004	\$176,244,698
<b>Total (Comprehensive Cost)</b>	<b>\$150,206,952</b>	<b>\$40,801,782</b>	<b>\$12,516,288</b>	<b>\$5,139,618</b>	<b>\$1,407,336</b>	<b>\$210,071,976</b>

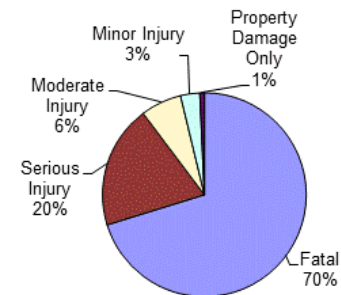
Non-motorcyclist Victim Costs in Motorcycle Crashes in Genesee County (2021 dollars)						
	Fatal	Serious Injury	Moderate Injury	Minor Injury	Property Damage Only	Total
Medical Care	\$0	\$40,079	\$49,287	\$50,484	\$0	\$139,850
Work Loss	\$0	\$68,980	\$92,120	\$90,846	\$2,583	\$254,529
Public Services	\$0	\$333	\$1,176	\$1,680	\$525	\$3,714
Adjudication	\$0	\$14,604	\$18,942	\$18,844	\$0	\$52,390
Insurance Administration	\$0	\$12,469	\$27,069	\$31,878	\$9,114	\$80,530
Congestion & Environmental	\$0	\$1,805	\$12,418	\$24,864	\$37,527	\$76,614
Property Damage & Loss	\$0	\$12,432	\$65,114	\$97,594	\$74,928	\$250,068
Subtotal (Monetary Cost)	\$0	\$150,702	\$266,126	\$316,190	\$124,677	\$857,695
Quality of Life	\$0	\$785,042	\$1,094,905	\$1,093,470	\$0	\$2,973,417
<b>Total (Comprehensive Cost)</b>	<b>\$0</b>	<b>\$935,744</b>	<b>\$1,361,031</b>	<b>\$1,409,660</b>	<b>\$124,677</b>	<b>\$3,831,112</b>

Costs of Motorcycle Crashes in Genesee County (2021 dollars)						
	Fatal	Serious Injury	Moderate Injury	Minor Injury	Property Damage Only	Total
Medical Care	\$275,520	\$1,740,323	\$495,270	\$233,304	\$43,512	\$2,787,929
Work Loss	\$20,690,278	\$3,146,698	\$993,674	\$460,468	\$91,651	\$25,382,769
Public Services	\$15,260	\$14,571	\$10,247	\$5,750	\$2,905	\$48,733
Adjudication	\$1,814,806	\$655,776	\$200,127	\$93,160	\$17,724	\$2,781,593
Insurance Administration	\$454,832	\$553,723	\$257,040	\$129,404	\$48,146	\$1,443,145
Congestion & Environmental	\$102,648	\$59,261	\$74,834	\$54,080	\$74,795	\$365,618
Property Damage & Loss	\$312,242	\$514,248	\$512,930	\$301,490	\$234,276	\$1,875,186
Subtotal (Monetary Cost)	\$23,665,586	\$6,684,600	\$2,544,122	\$1,277,656	\$513,009	\$34,684,973
Quality of Life	\$126,541,366	\$35,052,926	\$11,333,197	\$5,271,622	\$1,019,004	\$179,218,115
<b>Total (Comprehensive Cost)</b>	<b>\$150,206,952</b>	<b>\$41,737,526</b>	<b>\$13,877,319</b>	<b>\$6,549,278</b>	<b>\$1,532,013</b>	<b>\$213,903,088</b>

Crash Casualties



Crash Costs



# Genesee County Bicycle Crashes

Injury Severity	Bicyclist Crash Victims	Bicyclist Victim Costs
Fatal	2	\$19,441,804
Serious Injury	1	\$934,954
Moderate Injury	13	\$2,574,598
Minor Injury	7	\$888,244
Property Damage Only	5	\$68,380
<b>Total</b>	<b>28</b>	<b>\$23,907,980</b>
Average cost of crash casualty		\$853,856

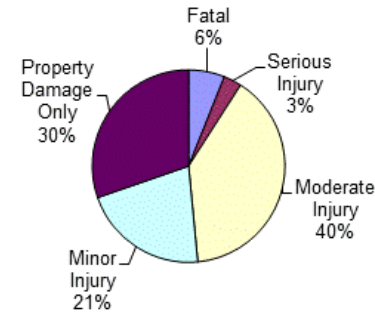
Injury Severity	Non-bicyclist Crash Victims	Non-bicyclist Victim Costs
Fatal	0	\$0
Serious Injury	0	\$0
Moderate Injury	0	\$0
Minor Injury	0	\$0
Property Damage Only	5	\$44,745
<b>Total</b>	<b>5</b>	<b>\$44,745</b>
Average cost of crash casualty		\$8,949

Bicyclist Victim Costs in Bicycle Crashes in Genesee County (2021 dollars)						
	Fatal	Serious Injury	Moderate Injury	Minor Injury	Property Damage Only	Total
Medical Care	\$51,942	\$40,528	\$89,687	\$29,904	\$2,320	\$214,381
Work Loss	\$2,378,550	\$75,862	\$185,055	\$58,457	\$4,145	\$2,702,069
Public Services	\$2,180	\$338	\$2,340	\$1,085	\$105	\$6,048
Adjudication	\$471,378	\$15,473	\$36,816	\$11,844	\$865	\$536,376
Insurance Administration	\$97,188	\$17,637	\$51,012	\$17,059	\$1,240	\$184,136
Congestion & Environmental	\$14,664	\$1,376	\$17,108	\$8,806	\$890	\$42,844
Property Damage & Loss	\$500	\$250	\$3,224	\$1,666	\$170	\$5,810
<b>Subtotal (Monetary Cost)</b>	<b>\$3,016,402</b>	<b>\$151,464</b>	<b>\$385,242</b>	<b>\$128,821</b>	<b>\$9,735</b>	<b>\$3,691,664</b>
Quality of Life	\$16,425,402	\$783,490	\$2,189,356	\$759,423	\$58,645	\$20,216,316
<b>Total (Comprehensive Cost)</b>	<b>\$19,441,804</b>	<b>\$934,954</b>	<b>\$2,574,598</b>	<b>\$888,244</b>	<b>\$68,380</b>	<b>\$23,907,980</b>

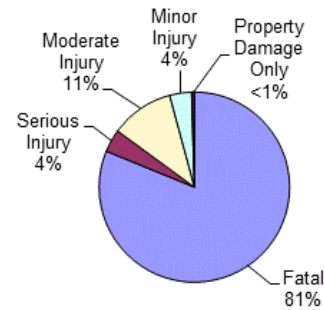
Non-bicyclist Victim Costs in Bicycle Crashes in Genesee County (2021 dollars)						
	Fatal	Serious Injury	Moderate Injury	Minor Injury	Property Damage Only	Total
Medical Care	\$0	\$0	\$0	\$0	\$920	\$920
Work Loss	\$0	\$0	\$0	\$0	\$2,025	\$2,025
Public Services	\$0	\$0	\$0	\$0	\$240	\$240
Adjudication	\$0	\$0	\$0	\$0	\$320	\$320
Insurance Administration	\$0	\$0	\$0	\$0	\$1,910	\$1,910
Congestion & Environmental	\$0	\$0	\$0	\$0	\$8,925	\$8,925
Property Damage & Loss	\$0	\$0	\$0	\$0	\$12,335	\$12,335
<b>Subtotal (Monetary Cost)</b>	<b>\$0</b>	<b>\$0</b>	<b>\$0</b>	<b>\$0</b>	<b>\$26,675</b>	<b>\$26,675</b>
Quality of Life	\$0	\$0	\$0	\$0	\$18,070	\$18,070
<b>Total (Comprehensive Cost)</b>	<b>\$0</b>	<b>\$0</b>	<b>\$0</b>	<b>\$0</b>	<b>\$44,745</b>	<b>\$44,745</b>

Costs of Bicycle Crashes in Genesee County (2021 dollars)						
	Fatal	Serious Injury	Moderate Injury	Minor Injury	Property Damage Only	Total
Medical Care	\$51,942	\$40,528	\$89,687	\$29,904	\$3,240	\$215,301
Work Loss	\$2,378,550	\$75,862	\$185,055	\$58,457	\$6,170	\$2,704,094
Public Services	\$2,180	\$338	\$2,340	\$1,085	\$345	\$6,288
Adjudication	\$471,378	\$15,473	\$36,816	\$11,844	\$1,185	\$536,696
Insurance Administration	\$97,188	\$17,637	\$51,012	\$17,059	\$3,150	\$186,046
Congestion & Environmental	\$14,664	\$1,376	\$17,108	\$8,806	\$9,815	\$51,769
Property Damage & Loss	\$500	\$250	\$3,224	\$1,666	\$12,505	\$18,145
<b>Subtotal (Monetary Cost)</b>	<b>\$3,016,402</b>	<b>\$151,464</b>	<b>\$385,242</b>	<b>\$128,821</b>	<b>\$36,410</b>	<b>\$3,718,339</b>
Quality of Life	\$16,425,402	\$783,490	\$2,189,356	\$759,423	\$76,715	\$20,234,386
<b>Total (Comprehensive Cost)</b>	<b>\$19,441,804</b>	<b>\$934,954</b>	<b>\$2,574,598</b>	<b>\$888,244</b>	<b>\$113,125</b>	<b>\$23,952,725</b>

Crash Casualties



Crash Costs



# Genesee County Pedestrian Crashes

Injury Severity	Pedestrian Crash Victims	Pedestrian Victim Costs
Fatal	9	\$87,609,159
Serious Injury	12	\$12,765,588
Moderate Injury	26	\$6,411,860
Minor Injury	26	\$4,045,652
Property Damage Only	4	\$63,712
<b>Total</b>	<b>77</b>	<b>\$110,895,971</b>
Average cost of crash casualty		\$1,440,207

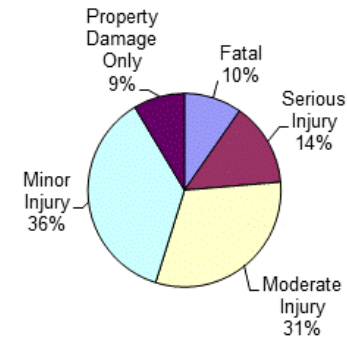
Injury Severity	Non-pedestrian Crash Victims	Non-pedestrian Victim Costs
Fatal	0	\$0
Serious Injury	1	\$923,312
Moderate Injury	3	\$555,393
Minor Injury	8	\$749,752
Property Damage Only	4	\$25,928
<b>Total</b>	<b>16</b>	<b>\$2,254,385</b>
Average cost of crash casualty		\$140,899

Pedestrian Victim Costs in Pedestrian Crashes in Genesee County (2021 dollars)						
	Fatal	Serious Injury	Moderate Injury	Minor Injury	Property Damage Only	Total
Medical Care	\$203,463	\$579,564	\$237,458	\$142,064	\$2,232	\$1,164,781
Work Loss	\$10,684,629	\$935,100	\$403,832	\$232,700	\$3,344	\$12,259,605
Public Services	\$9,810	\$4,056	\$4,680	\$4,030	\$84	\$22,660
Adjudication	\$1,166,661	\$203,196	\$86,112	\$50,284	\$748	\$1,507,001
Insurance Administration	\$437,346	\$233,376	\$117,364	\$70,954	\$1,044	\$860,084
Congestion & Environmental	\$65,988	\$16,512	\$34,216	\$32,708	\$712	\$150,136
Subtotal (Monetary Cost)	\$12,567,897	\$1,971,804	\$883,662	\$532,740	\$8,164	\$15,964,267
Quality of Life	\$75,041,262	\$10,793,784	\$5,528,198	\$3,512,912	\$55,548	\$94,931,704
<b>Total (Comprehensive Cost)</b>	<b>\$87,609,159</b>	<b>\$12,765,588</b>	<b>\$6,411,860</b>	<b>\$4,045,652</b>	<b>\$63,712</b>	<b>\$110,895,971</b>

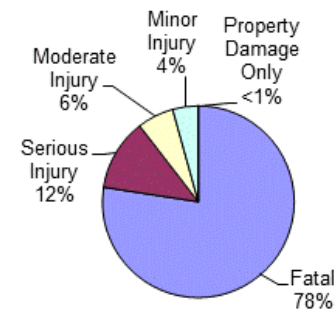
Non-pedestrian Victim in Pedestrian Crashes in Genesee County (2021 dollars)						
	Fatal	Serious Injury	Moderate Injury	Minor Injury	Property Damage Only	Total
Medical Care	\$0	\$40,079	\$21,123	\$28,848	\$736	\$90,786
Work Loss	\$0	\$68,980	\$39,480	\$51,912	\$1,620	\$161,992
Public Services	\$0	\$333	\$504	\$960	\$192	\$1,989
Adjudication	\$0	\$14,604	\$8,118	\$10,768	\$256	\$33,746
Insurance Administration	\$0	\$12,469	\$11,601	\$18,216	\$1,528	\$43,814
Congestion & Environmental	\$0	\$1,805	\$5,322	\$14,208	\$7,140	\$28,475
Subtotal (Monetary Cost)	\$0	\$138,270	\$86,148	\$124,912	\$11,472	\$360,802
Quality of Life	\$0	\$785,042	\$469,245	\$624,840	\$14,456	\$1,893,583
<b>Total (Comprehensive Cost)</b>	<b>\$0</b>	<b>\$923,312</b>	<b>\$555,393</b>	<b>\$749,752</b>	<b>\$25,928</b>	<b>\$2,254,385</b>

Costs of Pedestrian Crashes in Genesee County (2021 dollars)						
	Fatal	Serious Injury	Moderate Injury	Minor Injury	Property Damage Only	Total
Medical Care	\$203,463	\$619,643	\$258,581	\$170,912	\$2,968	\$1,255,567
Work Loss	\$10,684,629	\$1,004,080	\$443,312	\$284,612	\$4,964	\$12,421,597
Public Services	\$9,810	\$4,389	\$5,184	\$4,990	\$276	\$24,649
Adjudication	\$1,166,661	\$217,800	\$94,230	\$61,052	\$1,004	\$1,540,747
Insurance Administration	\$437,346	\$245,845	\$128,965	\$89,170	\$2,572	\$903,898
Congestion & Environmental	\$65,988	\$18,317	\$39,538	\$46,916	\$7,852	\$178,611
Subtotal (Monetary Cost)	\$12,567,897	\$2,110,074	\$969,810	\$657,652	\$19,636	\$16,325,069
Quality of Life	\$75,041,262	\$11,578,826	\$5,997,443	\$4,137,752	\$70,004	\$96,825,287
<b>Total (Comprehensive Cost)</b>	<b>\$87,609,159</b>	<b>\$13,688,900</b>	<b>\$6,967,253</b>	<b>\$4,795,404</b>	<b>\$89,640</b>	<b>\$113,150,356</b>

Crash Casualties



Crash Costs



# Gladwin County Traffic Crashes and Crime

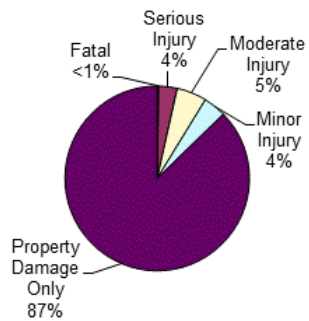
Crash Casualty Severity	Crash Casualties	Crash Costs
Fatal	2	\$20,789,166
Serious Injury	28	\$26,200,832
Moderate Injury	45	\$8,749,485
Minor Injury	34	\$3,423,460
Property Damage Only	747	\$6,684,903
<b>Total</b>	<b>856</b>	<b>\$65,847,846</b>
Average cost of crash casualty		\$76,925

Index Crime Category	Number of Crimes	Crime Costs
Murder	0	\$0
Rape	15	\$8,482,545
Aggravated Assault	38	\$1,768,824
Robbery	1	\$46,482
Larceny	125	\$535,125
Burglary	47	\$200,267
Motor Vehicle Theft	14	\$144,214
<b>Total</b>	<b>240</b>	<b>\$11,177,457</b>
Average cost of index crime		\$46,573

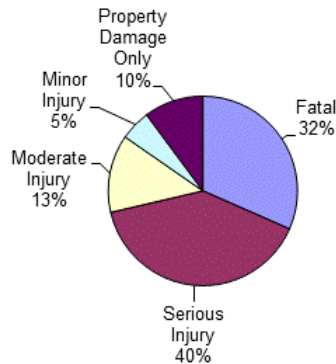
Costs of Crashes in Gladwin County (2021 dollars)						
	Fatal	Serious Injury	Moderate Injury	Minor Injury	Property Damage Only	Total
Medical Care	\$33,920	\$1,122,212	\$316,845	\$122,604	\$137,448	\$1,733,029
Work Loss	\$2,614,102	\$1,931,440	\$592,200	\$220,626	\$302,535	\$5,660,903
Public Services	\$2,180	\$9,324	\$7,560	\$4,080	\$35,856	\$59,000
Adjudication & Sanctioning	\$259,258	\$408,912	\$121,770	\$45,764	\$47,808	\$883,512
Insurance Administration	\$68,574	\$349,132	\$174,015	\$77,418	\$285,354	\$954,493
Congestion & Environmental	\$14,664	\$50,540	\$79,830	\$60,384	\$1,333,395	\$1,538,813
Property Damage & Loss	\$31,216	\$348,096	\$418,590	\$237,014	\$1,842,849	\$2,877,765
<b>Subtotal (Monetary Cost)</b>	<b>\$3,023,914</b>	<b>\$4,219,656</b>	<b>\$1,710,810</b>	<b>\$767,890</b>	<b>\$3,985,245</b>	<b>\$13,707,515</b>
Quality of Life	\$17,765,252	\$21,981,176	\$7,038,675	\$2,655,570	\$2,699,658	\$52,140,331
<b>Total (Comprehensive Cost)</b>	<b>\$20,789,166</b>	<b>\$26,200,832</b>	<b>\$8,749,485</b>	<b>\$3,423,460</b>	<b>\$6,684,903</b>	<b>\$65,847,846</b>

Costs of Index Crimes in Gladwin County (2021 dollars)								
	Murder	Rape	Aggravated Assault	Robbery	Larceny	Burglary	Motor Vehicle Theft	Total
Medical Care	\$0	\$50,610	\$80,370	\$1,983	\$0	\$0	\$0	\$132,963
Mental Health	\$0	\$98,775	\$15,504	\$199	\$0	\$0	\$0	\$114,478
Work Loss	\$0	\$106,905	\$86,488	\$4,606	\$3,875	\$1,833	\$1,638	\$205,345
Public Services	\$0	\$11,415	\$92,682	\$792	\$65,875	\$17,014	\$6,370	\$194,148
Adjudication & Sanctioning	\$0	\$678,570	\$227,810	\$14,497	\$324,375	\$36,237	\$27,860	\$1,309,349
Property Damage & Loss	\$0	\$2,835	\$3,192	\$1,377	\$141,000	\$145,183	\$108,346	\$401,933
<b>Subtotal (Monetary Cost)</b>	<b>\$0</b>	<b>\$949,110</b>	<b>\$506,046</b>	<b>\$23,454</b>	<b>\$535,125</b>	<b>\$200,267</b>	<b>\$144,214</b>	<b>\$2,358,216</b>
Quality of Life	\$0	\$7,533,435	\$1,262,778	\$23,028	\$0	\$0	\$0	\$8,819,241
<b>Total (Comprehensive Costs)</b>	<b>\$0</b>	<b>\$8,482,545</b>	<b>\$1,768,824</b>	<b>\$46,482</b>	<b>\$535,125</b>	<b>\$200,267</b>	<b>\$144,214</b>	<b>\$11,177,457</b>

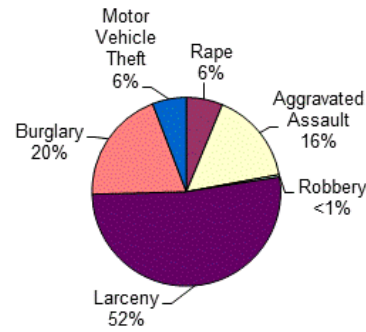
Crash Casualties



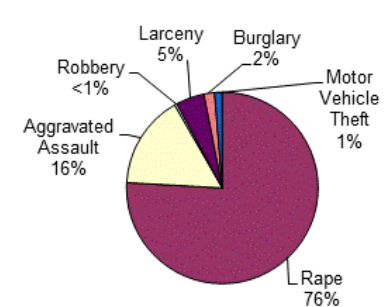
Crash Costs



Index Crimes



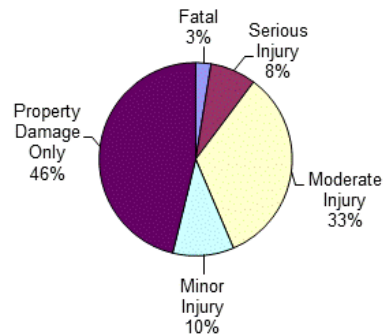
Index Crime Costs



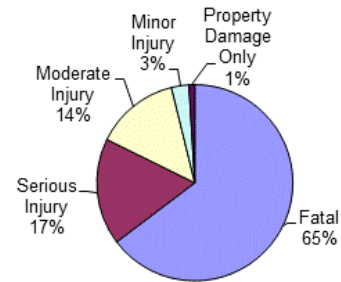
# Gladwin County Alcohol-Involved Crashes

Crash Casualty Severity	Crash Casualties	Crash Costs
Fatal	1	\$11,509,950
Serious Injury	3	\$3,125,622
Moderate Injury	13	\$2,472,386
Minor Injury	4	\$512,382
Property Damage Only	18	\$170,532
<b>Total</b>	<b>39</b>	<b>\$17,790,872</b>
Average cost of crash casualty		\$456,176

Crash Casualties



Crash Costs



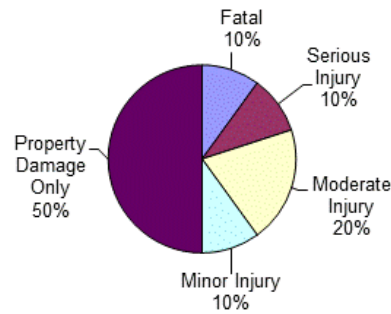
Costs of Alcohol-Involved Crashes in Gladwin County (2021 dollars)						
	Fatal	Serious Injury	Moderate Injury	Minor Injury	Property Damage Only	Total
Medical Care	\$16,960	\$133,932	\$85,098	\$17,264	\$3,780	\$257,034
Work Loss	\$1,564,761	\$224,997	\$160,407	\$30,588	\$7,866	\$1,988,619
Public Services	\$1,090	\$1,029	\$2,158	\$516	\$882	\$5,675
Adjudication & Sanctioning	\$129,629	\$49,800	\$35,737	\$6,820	\$1,476	\$223,462
Insurance Administration	\$34,287	\$41,163	\$56,498	\$11,928	\$7,830	\$151,706
Congestion & Environmental	\$7,332	\$5,421	\$7,092	\$31,914	\$32,130	\$83,889
Property Damage & Loss	\$15,608	\$37,800	\$122,278	\$31,176	\$45,900	\$252,762
<b>Subtotal (Monetary Cost)</b>	<b>\$1,769,667</b>	<b>\$494,142</b>	<b>\$469,268</b>	<b>\$130,206</b>	<b>\$99,864</b>	<b>\$2,963,147</b>
Quality of Life	\$9,740,283	\$2,631,480	\$2,003,118	\$382,176	\$70,668	\$14,827,725
<b>Total (Comprehensive Cost)</b>	<b>\$11,509,950</b>	<b>\$3,125,622</b>	<b>\$2,472,386</b>	<b>\$512,382</b>	<b>\$170,532</b>	<b>\$17,790,872</b>



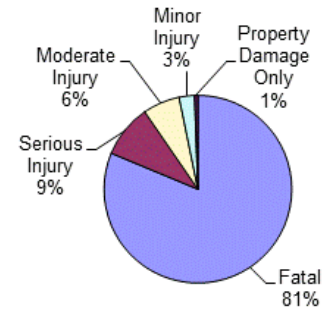
# Gladwin County Drug-Involved Crashes

Crash Casualty Severity	Crash Casualties	Crash Costs
Fatal	1	\$11,509,950
Serious Injury	1	\$1,297,822
Moderate Injury	2	\$901,574
Minor Injury	1	\$375,237
Property Damage Only	5	\$79,385
<b>Total</b>	<b>10</b>	<b>\$14,163,968</b>
Average cost of crash casualty	\$1,416,397	

Crash Casualties



Crash Costs

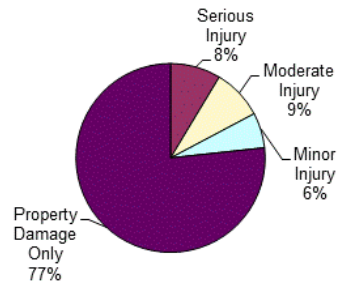


Costs of Drug-Involved Crashes in Gladwin County (2021 dollars)						
	Fatal	Serious Injury	Moderate Injury	Minor Injury	Property Damage Only	Total
Medical Care	\$16,960	\$54,266	\$32,952	\$13,659	\$2,085	\$119,922
Work Loss	\$1,564,761	\$92,459	\$63,012	\$25,628	\$4,310	\$1,750,170
Public Services	\$1,090	\$388	\$450	\$194	\$265	\$2,387
Adjudication & Sanctioning	\$129,629	\$20,229	\$13,496	\$5,539	\$880	\$169,773
Insurance Administration	\$34,287	\$16,942	\$15,548	\$6,487	\$2,815	\$76,079
Congestion & Environmental	\$7,332	\$1,816	\$3,568	\$1,785	\$8,925	\$23,426
Property Damage & Loss	\$15,608	\$13,608	\$21,250	\$9,202	\$13,585	\$73,253
<b>Subtotal (Monetary Cost)</b>	<b>\$1,769,667</b>	<b>\$199,708</b>	<b>\$150,276</b>	<b>\$62,494</b>	<b>\$32,865</b>	<b>\$2,215,010</b>
Quality of Life	\$9,740,283	\$1,098,114	\$751,298	\$312,743	\$46,520	\$11,948,958
<b>Total (Comprehensive Cost)</b>	<b>\$11,509,950</b>	<b>\$1,297,822</b>	<b>\$901,574</b>	<b>\$375,237</b>	<b>\$79,385</b>	<b>\$14,163,968</b>

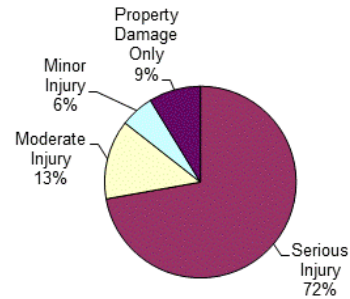
# Gladwin County Young Driver Crashes (<21)

Crash Casualty Severity	Crash Casualties	Crash Costs
Fatal	0	\$0
Serious Injury	10	\$7,512,270
Moderate Injury	10	\$1,395,810
Minor Injury	7	\$590,618
Property Damage Only	89	\$909,491
<b>Total</b>	<b>116</b>	<b>\$10,408,189</b>
Average cost of crash casualty		\$89,726

Crash Casualties



Crash Costs

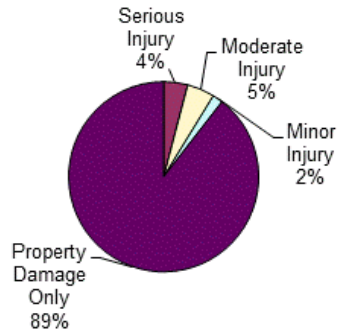


Costs of Young Driver Crashes in Gladwin County (2021 dollars)						
	Fatal	Serious Injury	Moderate Injury	Minor Injury	Property Damage Only	Total
Medical Care	\$0	\$316,960	\$48,080	\$21,931	\$20,826	\$407,797
Work Loss	\$0	\$540,070	\$92,340	\$38,717	\$42,186	\$713,313
Public Services	\$0	\$2,960	\$1,590	\$847	\$4,539	\$9,936
Adjudication	\$0	\$114,790	\$18,830	\$8,092	\$7,120	\$148,832
Insurance Administration	\$0	\$103,080	\$31,820	\$14,637	\$38,181	\$187,718
Congestion & Environmental	\$0	\$17,990	\$17,730	\$12,411	\$158,865	\$206,996
Property Damage & Loss	\$0	\$116,710	\$90,770	\$50,722	\$237,274	\$495,476
<b>Subtotal (Monetary Cost)</b>	<b>\$0</b>	<b>\$1,212,560</b>	<b>\$301,160</b>	<b>\$147,357</b>	<b>\$508,991</b>	<b>\$2,170,068</b>
Quality of Life	\$0	\$6,299,710	\$1,094,650	\$443,261	\$400,500	\$8,238,121
<b>Total (Comprehensive Cost)</b>	<b>\$0</b>	<b>\$7,512,270</b>	<b>\$1,395,810</b>	<b>\$590,618</b>	<b>\$909,491</b>	<b>\$10,408,189</b>

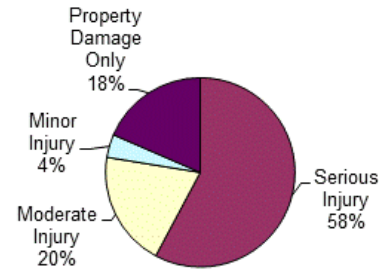
# Gladwin County Older Driver Crashes (65+)

Crash Casualty Severity	Crash Casualties	Crash Costs
Fatal	0	\$0
Serious Injury	7	\$6,868,526
Moderate Injury	8	\$2,346,592
Minor Injury	3	\$467,871
Property Damage Only	153	\$2,197,845
<b>Total</b>	<b>171</b>	<b>\$11,880,834</b>
Average cost of crash casualty	\$69,479	

Crash Casualties



Crash Costs



Costs of Older Driver Crashes in Gladwin County (2021 dollars)						
	Fatal	Serious Injury	Moderate Injury	Minor Injury	Property Damage Only	Total
Medical Care	\$0	\$287,490	\$84,768	\$16,833	\$59,823	\$448,914
Work Loss	\$0	\$497,763	\$161,408	\$31,374	\$112,455	\$803,000
Public Services	\$0	\$2,373	\$1,520	\$417	\$8,262	\$12,572
Adjudication	\$0	\$105,112	\$32,960	\$6,441	\$20,808	\$165,321
Insurance Administration	\$0	\$92,960	\$41,640	\$9,312	\$78,642	\$222,554
Congestion & Environmental	\$0	\$12,635	\$14,240	\$5,331	\$272,952	\$305,158
Property Damage & Loss	\$0	\$91,105	\$77,144	\$22,932	\$439,416	\$630,597
<b>Subtotal (Monetary Cost)</b>	<b>\$0</b>	<b>\$1,089,438</b>	<b>\$413,680</b>	<b>\$92,640</b>	<b>\$992,358</b>	<b>\$2,588,116</b>
Quality of Life	\$0	\$5,779,088	\$1,932,912	\$375,231	\$1,205,487	\$9,292,718
<b>Total (Comprehensive Cost)</b>	<b>\$0</b>	<b>\$6,868,526</b>	<b>\$2,346,592</b>	<b>\$467,871</b>	<b>\$2,197,845</b>	<b>\$11,880,834</b>

# Gladwin County Medium/Large Truck Crashes

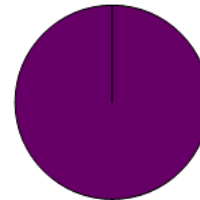
Crash Casualty Severity	Crash Casualties	Crash Costs
Fatal	0	\$0
Serious Injury	0	\$0
Moderate Injury	0	\$0
Minor Injury	0	\$0
Property Damage Only	16	\$187,120
<b>Total</b>	<b>16</b>	<b>\$187,120</b>
Average cost of crash casualty	\$11,695	

Crash Casualties



Property  
Damage  
Only  
100%

Crash Costs



Property  
Damage  
Only  
100%

Costs of Medium/Large Truck Crashes in Gladwin County (2021 dollars)						
	Fatal	Serious Injury	Moderate Injury	Minor Injury	Property Damage Only	Total
Medical Care	\$0	\$0	\$0	\$0	\$5,808	\$5,808
Work Loss	\$0	\$0	\$0	\$0	\$46,608	\$46,608
Public Services	\$0	\$0	\$0	\$0	\$752	\$752
Adjudication	\$0	\$0	\$0	\$0	\$2,544	\$2,544
Insurance Administration	\$0	\$0	\$0	\$0	\$8,768	\$8,768
Congestion & Environmental	\$0	\$0	\$0	\$0	\$29,552	\$29,552
Property Damage & Loss	\$0	\$0	\$0	\$0	\$46,080	\$46,080
<b>Subtotal (Monetary Cost)</b>	<b>\$0</b>	<b>\$0</b>	<b>\$0</b>	<b>\$0</b>	<b>\$140,112</b>	<b>\$140,112</b>
Quality of Life	\$0	\$0	\$0	\$0	\$47,008	\$47,008
<b>Total (Comprehensive Cost)</b>	<b>\$0</b>	<b>\$0</b>	<b>\$0</b>	<b>\$0</b>	<b>\$187,120</b>	<b>\$187,120</b>

# Gladwin County Motorcycle Crashes

Injury Severity	Motorcyclist Crash Victims	Motorcyclist Victim Costs
Fatal	0	\$0
Serious Injury	4	\$3,885,884
Moderate Injury	5	\$1,331,520
Minor Injury	0	\$0
Property Damage Only	3	\$150,786
<b>Total</b>	<b>12</b>	<b>\$5,368,190</b>
Average cost of crash casualty		\$447,349

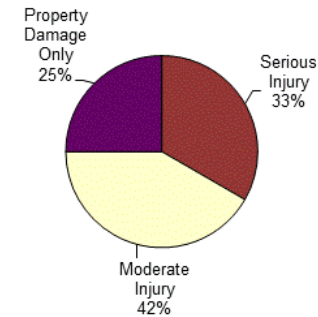
Injury Severity	Non-motorcyclist Crash Victims	Non-motorcyclist Victim Costs
Fatal	0	\$0
Serious Injury	0	\$0
Moderate Injury	0	\$0
Minor Injury	0	\$0
Property Damage Only	0	\$0
<b>Total</b>	<b>0</b>	<b>\$0</b>
Average cost of crash casualty		\$0

Motorcyclist Victim Costs in Motorcycle Crashes in Gladwin County (2021 dollars)						
	Fatal	Serious Injury	Moderate Injury	Minor Injury	Property Damage Only	Total
Medical Care	\$0	\$161,928	\$47,445	\$0	\$4,662	\$214,035
Work Loss	\$0	\$293,116	\$95,910	\$0	\$9,543	\$398,569
Public Services	\$0	\$1,356	\$965	\$0	\$255	\$2,576
Adjudication	\$0	\$61,064	\$19,275	\$0	\$1,899	\$82,238
Insurance Administration	\$0	\$51,548	\$24,465	\$0	\$4,182	\$80,195
Congestion & Environmental	\$0	\$5,472	\$6,640	\$0	\$3,993	\$16,105
Property Damage & Loss	\$0	\$47,792	\$47,640	\$0	\$17,073	\$112,505
Subtotal (Monetary Cost)	\$0	\$622,276	\$242,340	\$0	\$41,607	\$906,223
Quality of Life	\$0	\$3,263,608	\$1,089,180	\$0	\$109,179	\$4,461,967
<b>Total (Comprehensive Cost)</b>	<b>\$0</b>	<b>\$3,885,884</b>	<b>\$1,331,520</b>	<b>\$0</b>	<b>\$150,786</b>	<b>\$5,368,190</b>

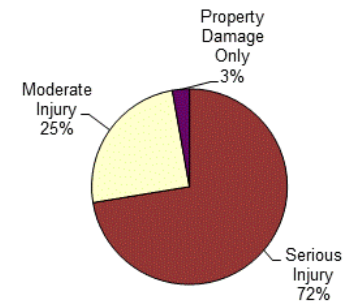
Non-motorcyclist Victim Costs in Motorcycle Crashes in Gladwin County (2021 dollars)						
	Fatal	Serious Injury	Moderate Injury	Minor Injury	Property Damage Only	Total
Medical Care	\$0	\$0	\$0	\$0	\$0	\$0
Work Loss	\$0	\$0	\$0	\$0	\$0	\$0
Public Services	\$0	\$0	\$0	\$0	\$0	\$0
Adjudication	\$0	\$0	\$0	\$0	\$0	\$0
Insurance Administration	\$0	\$0	\$0	\$0	\$0	\$0
Congestion & Environmental	\$0	\$0	\$0	\$0	\$0	\$0
Property Damage & Loss	\$0	\$0	\$0	\$0	\$0	\$0
Subtotal (Monetary Cost)	\$0	\$0	\$0	\$0	\$0	\$0
Quality of Life	\$0	\$0	\$0	\$0	\$0	\$0
<b>Total (Comprehensive Cost)</b>	<b>\$0</b>	<b>\$0</b>	<b>\$0</b>	<b>\$0</b>	<b>\$0</b>	<b>\$0</b>

Costs of Motorcycle Crashes in Gladwin County (2021 dollars)						
	Fatal	Serious Injury	Moderate Injury	Minor Injury	Property Damage Only	Total
Medical Care	\$0	\$161,928	\$47,445	\$0	\$4,662	\$214,035
Work Loss	\$0	\$293,116	\$95,910	\$0	\$9,543	\$398,569
Public Services	\$0	\$1,356	\$965	\$0	\$255	\$2,576
Adjudication	\$0	\$61,064	\$19,275	\$0	\$1,899	\$82,238
Insurance Administration	\$0	\$51,548	\$24,465	\$0	\$4,182	\$80,195
Congestion & Environmental	\$0	\$5,472	\$6,640	\$0	\$3,993	\$16,105
Property Damage & Loss	\$0	\$47,792	\$47,640	\$0	\$17,073	\$112,505
Subtotal (Monetary Cost)	\$0	\$622,276	\$242,340	\$0	\$41,607	\$906,223
Quality of Life	\$0	\$3,263,608	\$1,089,180	\$0	\$109,179	\$4,461,967
<b>Total (Comprehensive Cost)</b>	<b>\$0</b>	<b>\$3,885,884</b>	<b>\$1,331,520</b>	<b>\$0</b>	<b>\$150,786</b>	<b>\$5,368,190</b>

Crash Casualties



Crash Costs



# Gladwin County Bicycle Crashes

Injury Severity	Bicyclist Crash Victims	Bicyclist Victim Costs
Fatal	0	\$0
Serious Injury	1	\$934,954
Moderate Injury	0	\$0
Minor Injury	0	\$0
Property Damage Only	0	\$0
<b>Total</b>	<b>1</b>	<b>\$934,954</b>
Average cost of crash casualty		\$934,954

Injury Severity	Non-bicyclist Crash Victims	Non-bicyclist Victim Costs
Fatal	0	\$0
Serious Injury	0	\$0
Moderate Injury	0	\$0
Minor Injury	0	\$0
Property Damage Only	0	\$0
<b>Total</b>	<b>0</b>	<b>\$0</b>
Average cost of crash casualty		\$0

Bicyclist Victim Costs in Bicycle Crashes in Gladwin County (2021 dollars)						
	Fatal	Serious Injury	Moderate Injury	Minor Injury	Property Damage Only	Total
Medical Care	\$0	\$40,528	\$0	\$0	\$0	\$40,528
Work Loss	\$0	\$75,862	\$0	\$0	\$0	\$75,862
Public Services	\$0	\$338	\$0	\$0	\$0	\$338
Adjudication	\$0	\$15,473	\$0	\$0	\$0	\$15,473
Insurance Administration	\$0	\$17,637	\$0	\$0	\$0	\$17,637
Congestion & Environmental	\$0	\$1,376	\$0	\$0	\$0	\$1,376
Property Damage & Loss	\$0	\$250	\$0	\$0	\$0	\$250
Subtotal (Monetary Cost)	\$0	\$151,464	\$0	\$0	\$0	\$151,464
Quality of Life	\$0	\$783,490	\$0	\$0	\$0	\$783,490
<b>Total (Comprehensive Cost)</b>	<b>\$0</b>	<b>\$934,954</b>	<b>\$0</b>	<b>\$0</b>	<b>\$0</b>	<b>\$934,954</b>

Non-bicyclist Victim Costs in Bicycle Crashes in Gladwin County (2021 dollars)						
	Fatal	Serious Injury	Moderate Injury	Minor Injury	Property Damage Only	Total
Medical Care	\$0	\$0	\$0	\$0	\$0	\$0
Work Loss	\$0	\$0	\$0	\$0	\$0	\$0
Public Services	\$0	\$0	\$0	\$0	\$0	\$0
Adjudication	\$0	\$0	\$0	\$0	\$0	\$0
Insurance Administration	\$0	\$0	\$0	\$0	\$0	\$0
Congestion & Environmental	\$0	\$0	\$0	\$0	\$0	\$0
Property Damage & Loss	\$0	\$0	\$0	\$0	\$0	\$0
Subtotal (Monetary Cost)	\$0	\$0	\$0	\$0	\$0	\$0
Quality of Life	\$0	\$0	\$0	\$0	\$0	\$0
<b>Total (Comprehensive Cost)</b>	<b>\$0</b>	<b>\$0</b>	<b>\$0</b>	<b>\$0</b>	<b>\$0</b>	<b>\$0</b>

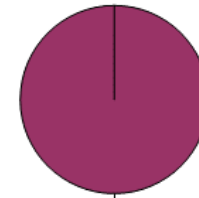
Costs of Bicycle Crashes in Gladwin County (2021 dollars)						
	Fatal	Serious Injury	Moderate Injury	Minor Injury	Property Damage Only	Total
Medical Care	\$0	\$40,528	\$0	\$0	\$0	\$40,528
Work Loss	\$0	\$75,862	\$0	\$0	\$0	\$75,862
Public Services	\$0	\$338	\$0	\$0	\$0	\$338
Adjudication	\$0	\$15,473	\$0	\$0	\$0	\$15,473
Insurance Administration	\$0	\$17,637	\$0	\$0	\$0	\$17,637
Congestion & Environmental	\$0	\$1,376	\$0	\$0	\$0	\$1,376
Property Damage & Loss	\$0	\$250	\$0	\$0	\$0	\$250
Subtotal (Monetary Cost)	\$0	\$151,464	\$0	\$0	\$0	\$151,464
Quality of Life	\$0	\$783,490	\$0	\$0	\$0	\$783,490
<b>Total (Comprehensive Cost)</b>	<b>\$0</b>	<b>\$934,954</b>	<b>\$0</b>	<b>\$0</b>	<b>\$0</b>	<b>\$934,954</b>

Crash Casualties



Serious Injury  
100%

Crash Costs



Serious Injury  
100%

# Gladwin County Pedestrian Crashes

Injury Severity	Pedestrian Crash Victims	Pedestrian Victim Costs
Fatal	0	\$0
Serious Injury	1	\$1,063,799
Moderate Injury	1	\$246,610
Minor Injury	2	\$311,204
Property Damage Only	11	\$175,208
<b>Total</b>	<b>15</b>	<b>\$1,796,821</b>
Average cost of crash casualty		\$119,788

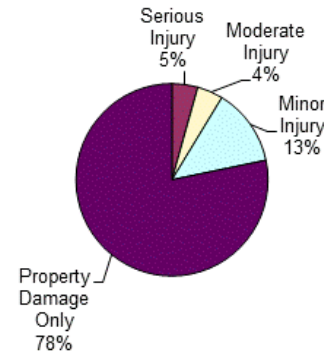
Injury Severity	Non-pedestrian Crash Victims	Non-pedestrian Victim Costs
Fatal	0	\$0
Serious Injury	0	\$0
Moderate Injury	0	\$0
Minor Injury	1	\$93,719
Property Damage Only	7	\$45,374
<b>Total</b>	<b>8</b>	<b>\$139,093</b>
Average cost of crash casualty		\$17,387

	Fatal	Serious Injury	Moderate Injury	Minor Injury	Property Damage Only	Total
Medical Care	\$0	\$48,297	\$9,133	\$10,928	\$6,138	\$74,496
Work Loss	\$0	\$77,925	\$15,532	\$17,900	\$9,196	\$120,553
Public Services	\$0	\$338	\$180	\$310	\$231	\$1,059
Adjudication	\$0	\$16,933	\$3,312	\$3,868	\$2,057	\$26,170
Insurance Administration	\$0	\$19,448	\$4,514	\$5,458	\$2,871	\$32,291
Congestion & Environmental	\$0	\$1,376	\$1,316	\$2,516	\$1,958	\$7,166
Subtotal (Monetary Cost)	\$0	\$164,317	\$33,987	\$40,980	\$22,451	\$261,735
Quality of Life	\$0	\$899,482	\$212,623	\$270,224	\$152,757	\$1,535,086
<b>Total (Comprehensive Cost)</b>	<b>\$0</b>	<b>\$1,063,799</b>	<b>\$246,610</b>	<b>\$311,204</b>	<b>\$175,208</b>	<b>\$1,796,821</b>

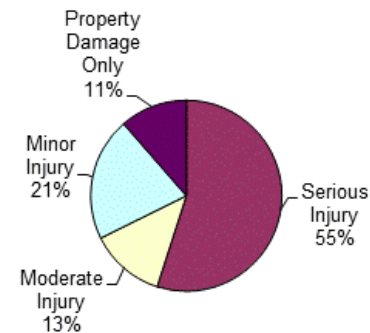
	Fatal	Serious Injury	Moderate Injury	Minor Injury	Property Damage Only	Total
Medical Care	\$0	\$0	\$0	\$3,606	\$1,288	\$4,894
Work Loss	\$0	\$0	\$0	\$6,489	\$2,835	\$9,324
Public Services	\$0	\$0	\$0	\$120	\$336	\$456
Adjudication	\$0	\$0	\$0	\$1,346	\$448	\$1,794
Insurance Administration	\$0	\$0	\$0	\$2,277	\$2,674	\$4,951
Congestion & Environmental	\$0	\$0	\$0	\$1,776	\$12,495	\$14,271
Subtotal (Monetary Cost)	\$0	\$0	\$0	\$15,614	\$20,076	\$35,690
Quality of Life	\$0	\$0	\$0	\$78,105	\$25,298	\$103,403
<b>Total (Comprehensive Cost)</b>	<b>\$0</b>	<b>\$0</b>	<b>\$0</b>	<b>\$93,719</b>	<b>\$45,374</b>	<b>\$139,093</b>

	Fatal	Serious Injury	Moderate Injury	Minor Injury	Property Damage Only	Total
Medical Care	\$0	\$48,297	\$9,133	\$14,534	\$7,426	\$79,390
Work Loss	\$0	\$77,925	\$15,532	\$24,389	\$12,031	\$129,877
Public Services	\$0	\$338	\$180	\$430	\$567	\$1,515
Adjudication	\$0	\$16,933	\$3,312	\$5,214	\$2,505	\$27,964
Insurance Administration	\$0	\$19,448	\$4,514	\$7,735	\$5,545	\$37,242
Congestion & Environmental	\$0	\$1,376	\$1,316	\$4,292	\$14,453	\$21,437
Subtotal (Monetary Cost)	\$0	\$164,317	\$33,987	\$56,594	\$42,527	\$297,425
Quality of Life	\$0	\$899,482	\$212,623	\$348,329	\$178,055	\$1,638,489
<b>Total (Comprehensive Cost)</b>	<b>\$0</b>	<b>\$1,063,799</b>	<b>\$246,610</b>	<b>\$404,923</b>	<b>\$220,582</b>	<b>\$1,935,914</b>

Crash Casualties



Crash Costs



# Gogebic County Traffic Crashes and Crime

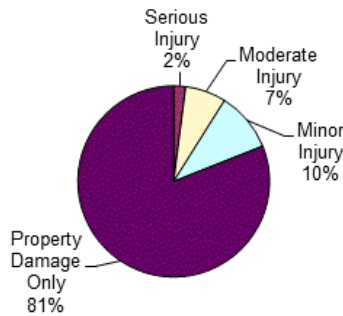
Crash Casualty Severity	Crash Casualties	Crash Costs
Fatal	0	\$0
Serious Injury	7	\$6,550,208
Moderate Injury	24	\$4,666,392
Minor Injury	35	\$3,524,150
Property Damage Only	282	\$2,523,618
<b>Total</b>	<b>348</b>	<b>\$17,264,368</b>
Average cost of crash casualty		\$49,610

Index Crime Category	Number of Crimes	Crime Costs
Murder	1	\$9,909,389
Rape	4	\$2,262,012
Aggravated Assault	17	\$791,316
Robbery	0	\$0
Larceny	72	\$308,232
Burglary	10	\$42,610
Motor Vehicle Theft	9	\$92,709
<b>Total</b>	<b>113</b>	<b>\$13,406,268</b>
Average cost of index crime		\$118,640

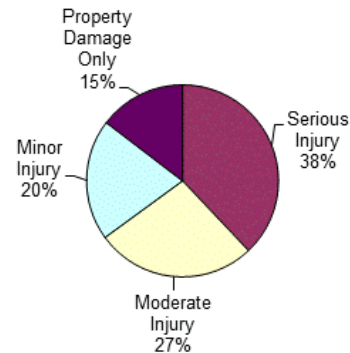
Costs of Crashes in Gogebic County (2021 dollars)						
	Fatal	Serious Injury	Moderate Injury	Minor Injury	Property Damage Only	Total
Medical Care	\$0	\$280,553	\$168,984	\$126,210	\$51,888	\$627,635
Work Loss	\$0	\$482,860	\$315,840	\$227,115	\$114,210	\$1,140,025
Public Services	\$0	\$2,331	\$4,032	\$4,200	\$13,536	\$24,099
Adjudication & Sanctioning	\$0	\$102,228	\$64,944	\$47,110	\$18,048	\$232,330
Insurance Administration	\$0	\$87,283	\$92,808	\$79,695	\$107,724	\$367,510
Congestion & Environmental	\$0	\$12,635	\$42,576	\$62,160	\$503,370	\$620,741
Property Damage & Loss	\$0	\$87,024	\$223,248	\$243,985	\$695,694	\$1,249,951
Subtotal (Monetary Cost)	\$0	\$1,054,914	\$912,432	\$790,475	\$1,504,470	\$4,262,291
Quality of Life	\$0	\$5,495,294	\$3,753,960	\$2,733,675	\$1,019,148	\$13,002,077
<b>Total (Comprehensive Cost)</b>	<b>\$0</b>	<b>\$6,550,208</b>	<b>\$4,666,392</b>	<b>\$3,524,150</b>	<b>\$2,523,618</b>	<b>\$17,264,368</b>

Costs of Index Crimes in Gogebic County (2021 dollars)								
	Murder	Rape	Aggravated Assault	Robbery	Larceny	Burglary	Motor Vehicle Theft	Total
Medical Care	\$12,893	\$13,496	\$35,955	\$0	\$0	\$0	\$0	\$62,344
Mental Health	\$12,125	\$26,340	\$6,936	\$0	\$0	\$0	\$0	\$45,401
Work Loss	\$1,160,258	\$28,508	\$38,692	\$0	\$2,232	\$390	\$1,053	\$1,231,133
Public Services	\$104,785	\$3,044	\$41,463	\$0	\$37,944	\$3,620	\$4,095	\$194,951
Adjudication & Sanctioning	\$489,046	\$180,952	\$101,915	\$0	\$186,840	\$7,710	\$17,910	\$984,373
Property Damage & Loss	\$211	\$756	\$1,428	\$0	\$81,216	\$30,890	\$69,651	\$184,152
Subtotal (Monetary Cost)	\$1,779,318	\$253,096	\$226,389	\$0	\$308,232	\$42,610	\$92,709	\$2,702,354
Quality of Life	\$8,130,071	\$2,008,916	\$564,927	\$0	\$0	\$0	\$0	\$10,703,914
<b>Total (Comprehensive Costs)</b>	<b>\$9,909,389</b>	<b>\$2,262,012</b>	<b>\$791,316</b>	<b>\$0</b>	<b>\$308,232</b>	<b>\$42,610</b>	<b>\$92,709</b>	<b>\$13,406,268</b>

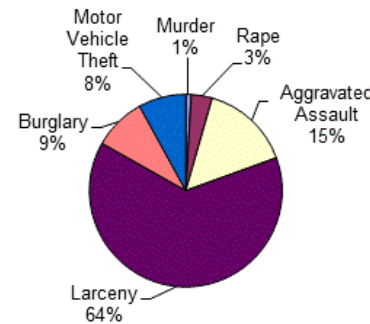
Crash Casualties



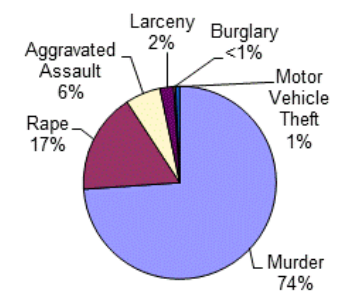
Crash Costs



Index Crimes



Index Crime Costs

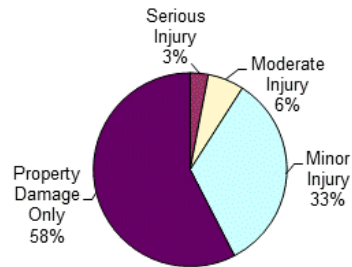




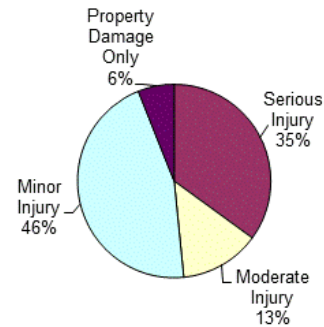
# Gogebic County Alcohol-Involved Crashes

Crash Casualty Severity	Crash Casualties	Crash Costs
Fatal	0	\$0
Serious Injury	1	\$1,041,874
Moderate Injury	2	\$398,779
Minor Injury	11	\$1,354,974
Property Damage Only	19	\$180,006
<b>Total</b>	<b>33</b>	<b>\$2,975,633</b>
Average cost of crash casualty		\$90,171

Crash Casualties



Crash Costs

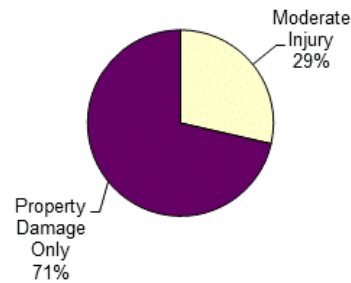


Costs of Alcohol-Involved Crashes in Gogebic County (2021 dollars)						
	Fatal	Serious Injury	Moderate Injury	Minor Injury	Property Damage Only	Total
Medical Care	\$0	\$44,644	\$13,092	\$47,476	\$3,990	\$109,202
Work Loss	\$0	\$74,999	\$24,678	\$84,117	\$8,303	\$192,097
Public Services	\$0	\$343	\$332	\$1,419	\$931	\$3,025
Adjudication & Sanctioning	\$0	\$16,600	\$5,498	\$18,755	\$1,558	\$42,411
Insurance Administration	\$0	\$13,721	\$8,692	\$32,802	\$8,265	\$63,480
Congestion & Environmental	\$0	\$1,807	\$19,503	\$33,687	\$33,915	\$88,912
Property Damage & Loss	\$0	\$12,600	\$18,812	\$85,734	\$48,450	\$165,596
<b>Subtotal (Monetary Cost)</b>	<b>\$0</b>	<b>\$164,714</b>	<b>\$90,607</b>	<b>\$303,990</b>	<b>\$105,412</b>	<b>\$664,723</b>
Quality of Life	\$0	\$877,160	\$308,172	\$1,050,984	\$74,594	\$2,310,910
<b>Total (Comprehensive Cost)</b>	<b>\$0</b>	<b>\$1,041,874</b>	<b>\$398,779</b>	<b>\$1,354,974</b>	<b>\$180,006</b>	<b>\$2,975,633</b>

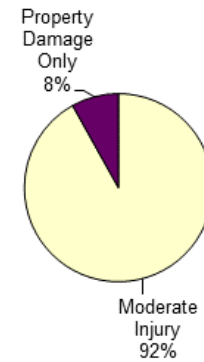
# Gogebic County Drug-Involved Crashes

Crash Casualty Severity	Crash Casualties	Crash Costs
Fatal	0	\$0
Serious Injury	0	\$0
Moderate Injury	2	\$901,574
Minor Injury	0	\$0
Property Damage Only	5	\$79,385
<b>Total</b>	<b>7</b>	<b>\$980,959</b>
Average cost of crash casualty	\$140,137	

Crash Casualties



Crash Costs

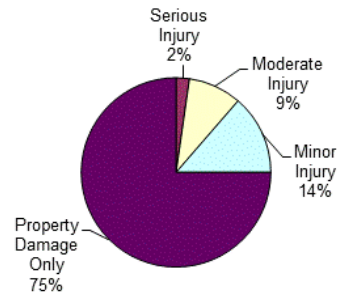


Costs of Drug-Involved Crashes in Gogebic County (2021 dollars)						
	Fatal	Serious Injury	Moderate Injury	Minor Injury	Property Damage Only	Total
Medical Care	\$0	\$0	\$32,952	\$0	\$2,085	\$35,037
Work Loss	\$0	\$0	\$63,012	\$0	\$4,310	\$67,322
Public Services	\$0	\$0	\$450	\$0	\$265	\$715
Adjudication & Sanctioning	\$0	\$0	\$13,496	\$0	\$880	\$14,376
Insurance Administration	\$0	\$0	\$15,548	\$0	\$2,815	\$18,363
Congestion & Environmental	\$0	\$0	\$3,568	\$0	\$8,925	\$12,493
Property Damage & Loss	\$0	\$0	\$21,250	\$0	\$13,585	\$34,835
Subtotal (Monetary Cost)	\$0	\$0	\$150,276	\$0	\$32,865	\$183,141
Quality of Life	\$0	\$0	\$751,298	\$0	\$46,520	\$797,818
<b>Total (Comprehensive Cost)</b>	<b>\$0</b>	<b>\$0</b>	<b>\$901,574</b>	<b>\$0</b>	<b>\$79,385</b>	<b>\$980,959</b>

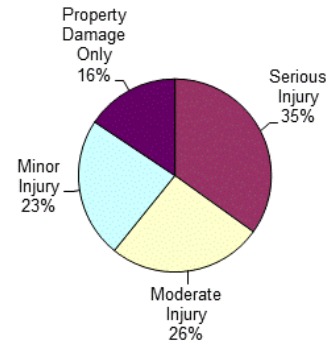
# Gogebic County Young Driver Crashes (<21)

Crash Casualty Severity	Crash Casualties	Crash Costs
Fatal	0	\$0
Serious Injury	1	\$751,227
Moderate Injury	4	\$558,324
Minor Injury	6	\$506,244
Property Damage Only	33	\$337,227
<b>Total</b>	<b>44</b>	<b>\$2,153,022</b>
Average cost of crash casualty		\$48,932

Crash Casualties



Crash Costs

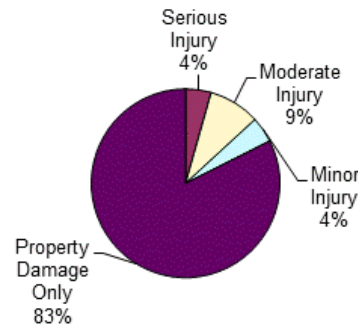


Costs of Young Driver Crashes in Gogebic County (2021 dollars)						
	Fatal	Serious Injury	Moderate Injury	Minor Injury	Property Damage Only	Total
Medical Care	\$0	\$31,696	\$19,232	\$18,798	\$7,722	\$77,448
Work Loss	\$0	\$54,007	\$36,936	\$33,186	\$15,642	\$139,771
Public Services	\$0	\$296	\$636	\$726	\$1,683	\$3,341
Adjudication	\$0	\$11,479	\$7,532	\$6,936	\$2,640	\$28,587
Insurance Administration	\$0	\$10,308	\$12,728	\$12,546	\$14,157	\$49,739
Congestion & Environmental	\$0	\$1,799	\$7,092	\$10,638	\$58,905	\$78,434
Property Damage & Loss	\$0	\$11,671	\$36,308	\$43,476	\$87,978	\$179,433
<b>Subtotal (Monetary Cost)</b>	<b>\$0</b>	<b>\$121,256</b>	<b>\$120,464</b>	<b>\$126,306</b>	<b>\$188,727</b>	<b>\$556,753</b>
Quality of Life	\$0	\$629,971	\$437,860	\$379,938	\$148,500	\$1,596,269
<b>Total (Comprehensive Cost)</b>	<b>\$0</b>	<b>\$751,227</b>	<b>\$558,324</b>	<b>\$506,244</b>	<b>\$337,227</b>	<b>\$2,153,022</b>

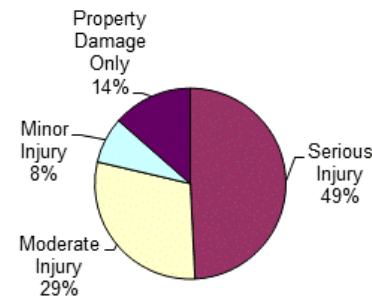
# Gogebic County Older Driver Crashes (65+)

Crash Casualty Severity	Crash Casualties	Crash Costs
Fatal	0	\$0
Serious Injury	4	\$3,924,872
Moderate Injury	8	\$2,346,592
Minor Injury	4	\$623,828
Property Damage Only	75	\$1,077,375
<b>Total</b>	<b>91</b>	<b>\$7,972,667</b>
Average cost of crash casualty		\$87,612

Crash Casualties



Crash Costs

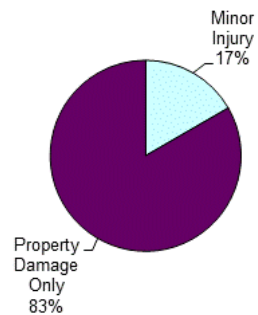


Costs of Older Driver Crashes in Gogebic County (2021 dollars)						
	Fatal	Serious Injury	Moderate Injury	Minor Injury	Property Damage Only	Total
Medical Care	\$0	\$164,280	\$84,768	\$22,444	\$29,325	\$300,817
Work Loss	\$0	\$284,436	\$161,408	\$41,832	\$55,125	\$542,801
Public Services	\$0	\$1,356	\$1,520	\$556	\$4,050	\$7,482
Adjudication	\$0	\$60,064	\$32,960	\$8,588	\$10,200	\$111,812
Insurance Administration	\$0	\$53,120	\$41,640	\$12,416	\$38,550	\$145,726
Congestion & Environmental	\$0	\$7,220	\$14,240	\$7,108	\$133,800	\$162,368
Property Damage & Loss	\$0	\$52,060	\$77,144	\$30,576	\$215,400	\$375,180
<b>Subtotal (Monetary Cost)</b>	<b>\$0</b>	<b>\$622,536</b>	<b>\$413,680</b>	<b>\$123,520</b>	<b>\$486,450</b>	<b>\$1,646,186</b>
Quality of Life	\$0	\$3,302,336	\$1,932,912	\$500,308	\$590,925	\$6,326,481
<b>Total (Comprehensive Cost)</b>	<b>\$0</b>	<b>\$3,924,872</b>	<b>\$2,346,592</b>	<b>\$623,828</b>	<b>\$1,077,375</b>	<b>\$7,972,667</b>

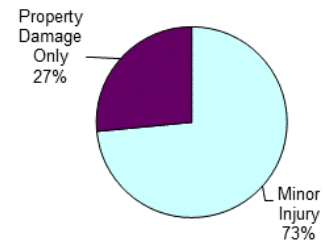
# Gogebic County Medium/Large Truck Crashes

Crash Casualty Severity	Crash Casualties	Crash Costs
Fatal	0	\$0
Serious Injury	0	\$0
Moderate Injury	0	\$0
Minor Injury	2	\$323,968
Property Damage Only	10	\$116,950
<b>Total</b>	<b>12</b>	<b>\$440,918</b>
Average cost of crash casualty		\$36,743

Crash Casualties



Crash Costs



Costs of Medium/Large Truck Crashes in Gogebic County (2021 dollars)						
	Fatal	Serious Injury	Moderate Injury	Minor Injury	Property Damage Only	Total
Medical Care	\$0	\$0	\$0	\$15,834	\$3,630	\$19,464
Work Loss	\$0	\$0	\$0	\$45,664	\$29,130	\$74,794
Public Services	\$0	\$0	\$0	\$384	\$470	\$854
Adjudication	\$0	\$0	\$0	\$3,004	\$1,590	\$4,594
Insurance Administration	\$0	\$0	\$0	\$4,460	\$5,480	\$9,940
Congestion & Environmental	\$0	\$0	\$0	\$3,674	\$18,470	\$22,144
Property Damage & Loss	\$0	\$0	\$0	\$12,510	\$28,800	\$41,310
<b>Subtotal (Monetary Cost)</b>	<b>\$0</b>	<b>\$0</b>	<b>\$0</b>	<b>\$85,530</b>	<b>\$87,570</b>	<b>\$173,100</b>
Quality of Life	\$0	\$0	\$0	\$238,438	\$29,380	\$267,818
<b>Total (Comprehensive Cost)</b>	<b>\$0</b>	<b>\$0</b>	<b>\$0</b>	<b>\$323,968</b>	<b>\$116,950</b>	<b>\$440,918</b>

# Gogebic County Motorcycle Crashes

Injury Severity	Motorcyclist Crash Victims	Motorcyclist Victim Costs
Fatal	0	\$0
Serious Injury	0	\$0
Moderate Injury	0	\$0
Minor Injury	1	\$233,619
Property Damage Only	2	\$100,524
<b>Total</b>	<b>3</b>	<b>\$334,143</b>
Average cost of crash casualty	\$111,381	

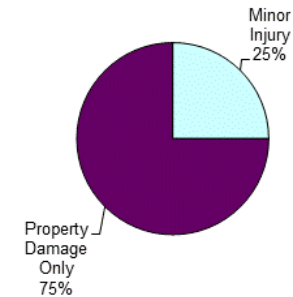
Injury Severity	Non-motorcyclist Crash Victims	Non-motorcyclist Victim Costs
Fatal	0	\$0
Serious Injury	0	\$0
Moderate Injury	0	\$0
Minor Injury	0	\$0
Property Damage Only	1	\$5,937
<b>Total</b>	<b>1</b>	<b>\$5,937</b>
Average cost of crash casualty	\$5,937	

Motorcyclist Victim Costs in Motorcycle Crashes in Gogebic County (2021 dollars)						
	Fatal	Serious Injury	Moderate Injury	Minor Injury	Property Damage Only	Total
Medical Care	\$0	\$0	\$0	\$8,310	\$3,108	\$11,418
Work Loss	\$0	\$0	\$0	\$16,801	\$6,362	\$23,163
Public Services	\$0	\$0	\$0	\$185	\$170	\$355
Adjudication	\$0	\$0	\$0	\$3,378	\$1,266	\$4,644
Insurance Administration	\$0	\$0	\$0	\$4,433	\$2,788	\$7,221
Congestion & Environmental	\$0	\$0	\$0	\$1,328	\$2,662	\$3,990
Property Damage & Loss	\$0	\$0	\$0	\$9,268	\$11,382	\$20,650
<b>Subtotal (Monetary Cost)</b>	<b>\$0</b>	<b>\$0</b>	<b>\$0</b>	<b>\$43,703</b>	<b>\$27,738</b>	<b>\$71,441</b>
Quality of Life	\$0	\$0	\$0	\$189,916	\$72,786	\$262,702
<b>Total (Comprehensive Cost)</b>	<b>\$0</b>	<b>\$0</b>	<b>\$0</b>	<b>\$233,619</b>	<b>\$100,524</b>	<b>\$334,143</b>

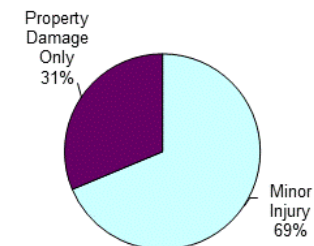
Non-motorcyclist Victim Costs in Motorcycle Crashes in Gogebic County (2021 dollars)						
	Fatal	Serious Injury	Moderate Injury	Minor Injury	Property Damage Only	Total
Medical Care	\$0	\$0	\$0	\$0	\$0	\$0
Work Loss	\$0	\$0	\$0	\$0	\$123	\$123
Public Services	\$0	\$0	\$0	\$0	\$25	\$25
Adjudication	\$0	\$0	\$0	\$0	\$0	\$0
Insurance Administration	\$0	\$0	\$0	\$0	\$434	\$434
Congestion & Environmental	\$0	\$0	\$0	\$0	\$1,787	\$1,787
Property Damage & Loss	\$0	\$0	\$0	\$0	\$3,568	\$3,568
<b>Subtotal (Monetary Cost)</b>	<b>\$0</b>	<b>\$0</b>	<b>\$0</b>	<b>\$0</b>	<b>\$5,937</b>	<b>\$5,937</b>
Quality of Life	\$0	\$0	\$0	\$0	\$0	\$0
<b>Total (Comprehensive Cost)</b>	<b>\$0</b>	<b>\$0</b>	<b>\$0</b>	<b>\$0</b>	<b>\$5,937</b>	<b>\$5,937</b>

Costs of Motorcycle Crashes in Gogebic County (2021 dollars)						
	Fatal	Serious Injury	Moderate Injury	Minor Injury	Property Damage Only	Total
Medical Care	\$0	\$0	\$0	\$8,310	\$3,108	\$11,418
Work Loss	\$0	\$0	\$0	\$16,801	\$6,485	\$23,286
Public Services	\$0	\$0	\$0	\$185	\$195	\$380
Adjudication	\$0	\$0	\$0	\$3,378	\$1,266	\$4,644
Insurance Administration	\$0	\$0	\$0	\$4,433	\$3,222	\$7,655
Congestion & Environmental	\$0	\$0	\$0	\$1,328	\$4,449	\$5,777
Property Damage & Loss	\$0	\$0	\$0	\$9,268	\$14,950	\$24,218
<b>Subtotal (Monetary Cost)</b>	<b>\$0</b>	<b>\$0</b>	<b>\$0</b>	<b>\$43,703</b>	<b>\$33,675</b>	<b>\$77,378</b>
Quality of Life	\$0	\$0	\$0	\$189,916	\$72,786	\$262,702
<b>Total (Comprehensive Cost)</b>	<b>\$0</b>	<b>\$0</b>	<b>\$0</b>	<b>\$233,619</b>	<b>\$106,461</b>	<b>\$340,080</b>

Crash Casualties



Crash Costs



# Gogebic County Bicycle Crashes

Injury Severity	Bicyclist Crash Victims	Bicyclist Victim Costs
Fatal	0	\$0
Serious Injury	0	\$0
Moderate Injury	0	\$0
Minor Injury	0	\$0
Property Damage Only	0	\$0
Total	0	\$0
Average cost of crash casualty	\$0	

Injury Severity	Non-bicyclist Crash Victims	Non-bicyclist Victim Costs
Fatal	0	\$0
Serious Injury	0	\$0
Moderate Injury	0	\$0
Minor Injury	0	\$0
Property Damage Only	0	\$0
Total	0	\$0
Average cost of crash casualty	\$0	

Bicyclist Victim Costs in Bicycle Crashes in Gogebic County (2021 dollars)						
	Fatal	Serious Injury	Moderate Injury	Minor Injury	Property Damage Only	Total
Medical Care	\$0	\$0	\$0	\$0	\$0	\$0
Work Loss	\$0	\$0	\$0	\$0	\$0	\$0
Public Services	\$0	\$0	\$0	\$0	\$0	\$0
Adjudication	\$0	\$0	\$0	\$0	\$0	\$0
Insurance Administration	\$0	\$0	\$0	\$0	\$0	\$0
Congestion & Environmental	\$0	\$0	\$0	\$0	\$0	\$0
Property Damage & Loss	\$0	\$0	\$0	\$0	\$0	\$0
Subtotal (Monetary Cost)	\$0	\$0	\$0	\$0	\$0	\$0
Quality of Life	\$0	\$0	\$0	\$0	\$0	\$0
<b>Total (Comprehensive Cost)</b>	<b>\$0</b>	<b>\$0</b>	<b>\$0</b>	<b>\$0</b>	<b>\$0</b>	<b>\$0</b>

Non-bicyclist Victim Costs in Bicycle Crashes in Gogebic County (2021 dollars)						
	Fatal	Serious Injury	Moderate Injury	Minor Injury	Property Damage Only	Total
Medical Care	\$0	\$0	\$0	\$0	\$0	\$0
Work Loss	\$0	\$0	\$0	\$0	\$0	\$0
Public Services	\$0	\$0	\$0	\$0	\$0	\$0
Adjudication	\$0	\$0	\$0	\$0	\$0	\$0
Insurance Administration	\$0	\$0	\$0	\$0	\$0	\$0
Congestion & Environmental	\$0	\$0	\$0	\$0	\$0	\$0
Property Damage & Loss	\$0	\$0	\$0	\$0	\$0	\$0
Subtotal (Monetary Cost)	\$0	\$0	\$0	\$0	\$0	\$0
Quality of Life	\$0	\$0	\$0	\$0	\$0	\$0
<b>Total (Comprehensive Cost)</b>	<b>\$0</b>	<b>\$0</b>	<b>\$0</b>	<b>\$0</b>	<b>\$0</b>	<b>\$0</b>

Costs of Bicycle Crashes in Gogebic County (2021 dollars)						
	Fatal	Serious Injury	Moderate Injury	Minor Injury	Property Damage Only	Total
Medical Care	\$0	\$0	\$0	\$0	\$0	\$0
Work Loss	\$0	\$0	\$0	\$0	\$0	\$0
Public Services	\$0	\$0	\$0	\$0	\$0	\$0
Adjudication	\$0	\$0	\$0	\$0	\$0	\$0
Insurance Administration	\$0	\$0	\$0	\$0	\$0	\$0
Congestion & Environmental	\$0	\$0	\$0	\$0	\$0	\$0
Property Damage & Loss	\$0	\$0	\$0	\$0	\$0	\$0
Subtotal (Monetary Cost)	\$0	\$0	\$0	\$0	\$0	\$0
Quality of Life	\$0	\$0	\$0	\$0	\$0	\$0
<b>Total (Comprehensive Cost)</b>	<b>\$0</b>	<b>\$0</b>	<b>\$0</b>	<b>\$0</b>	<b>\$0</b>	<b>\$0</b>

Crash Casualties

No Bicycle Crashes

Crash Costs

Bicycle Crash Costs =  
\$0

# Gogebic County Pedestrian Crashes

Injury Severity	Pedestrian Crash Victims	Pedestrian Victim Costs
Fatal	0	\$0
Serious Injury	0	\$0
Moderate Injury	0	\$0
Minor Injury	0	\$0
Property Damage Only	0	\$0
Total	0	\$0
Average cost of crash casualty	\$0	

Injury Severity	Non-pedestrian Crash Victims	Non-pedestrian Victim Costs
Fatal	0	\$0
Serious Injury	0	\$0
Moderate Injury	0	\$0
Minor Injury	0	\$0
Property Damage Only	0	\$0
Total	0	\$0
Average cost of crash casualty	\$0	

Pedestrian Victim Costs in Pedestrian Crashes in Gogebic County (2021 dollars)						
	Fatal	Serious Injury	Moderate Injury	Minor Injury	Property Damage Only	Total
Medical Care	\$0	\$0	\$0	\$0	\$0	\$0
Work Loss	\$0	\$0	\$0	\$0	\$0	\$0
Public Services	\$0	\$0	\$0	\$0	\$0	\$0
Adjudication	\$0	\$0	\$0	\$0	\$0	\$0
Insurance Administration	\$0	\$0	\$0	\$0	\$0	\$0
Congestion & Environmental	\$0	\$0	\$0	\$0	\$0	\$0
Subtotal (Monetary Cost)	\$0	\$0	\$0	\$0	\$0	\$0
Quality of Life	\$0	\$0	\$0	\$0	\$0	\$0
<b>Total (Comprehensive Cost)</b>	<b>\$0</b>	<b>\$0</b>	<b>\$0</b>	<b>\$0</b>	<b>\$0</b>	<b>\$0</b>

Non-pedestrian Victim in Pedestrian Crashes in Gogebic County (2021 dollars)						
	Fatal	Serious Injury	Moderate Injury	Minor Injury	Property Damage Only	Total
Medical Care	\$0	\$0	\$0	\$0	\$0	\$0
Work Loss	\$0	\$0	\$0	\$0	\$0	\$0
Public Services	\$0	\$0	\$0	\$0	\$0	\$0
Adjudication	\$0	\$0	\$0	\$0	\$0	\$0
Insurance Administration	\$0	\$0	\$0	\$0	\$0	\$0
Congestion & Environmental	\$0	\$0	\$0	\$0	\$0	\$0
Subtotal (Monetary Cost)	\$0	\$0	\$0	\$0	\$0	\$0
Quality of Life	\$0	\$0	\$0	\$0	\$0	\$0
<b>Total (Comprehensive Cost)</b>	<b>\$0</b>	<b>\$0</b>	<b>\$0</b>	<b>\$0</b>	<b>\$0</b>	<b>\$0</b>

Costs of Pedestrian Crashes in Gogebic County (2021 dollars)						
	Fatal	Serious Injury	Moderate Injury	Minor Injury	Property Damage Only	Total
Medical Care	\$0	\$0	\$0	\$0	\$0	\$0
Work Loss	\$0	\$0	\$0	\$0	\$0	\$0
Public Services	\$0	\$0	\$0	\$0	\$0	\$0
Adjudication	\$0	\$0	\$0	\$0	\$0	\$0
Insurance Administration	\$0	\$0	\$0	\$0	\$0	\$0
Congestion & Environmental	\$0	\$0	\$0	\$0	\$0	\$0
Subtotal (Monetary Cost)	\$0	\$0	\$0	\$0	\$0	\$0
Quality of Life	\$0	\$0	\$0	\$0	\$0	\$0
<b>Total (Comprehensive Cost)</b>	<b>\$0</b>	<b>\$0</b>	<b>\$0</b>	<b>\$0</b>	<b>\$0</b>	<b>\$0</b>

Crash Casualties

No Pedestrian Crashes

Crash Costs

**Pedestrian Crash Costs  
= \$0**



# Grand Traverse County Traffic Crashes and Crime

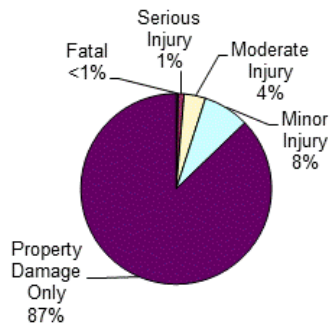
Crash Casualty Severity	Crash Casualties	Crash Costs
Fatal	17	\$176,707,911
Serious Injury	53	\$49,594,432
Moderate Injury	192	\$37,331,136
Minor Injury	411	\$41,383,590
Property Damage Only	4,582	\$41,004,318
Total	5,255	\$346,021,387
Average cost of crash casualty		\$65,846

Index Crime Category	Number of Crimes	Crime Costs
Murder	2	\$19,818,778
Rape	82	\$46,371,246
Aggravated Assault	160	\$7,447,680
Robbery	4	\$185,928
Larceny	538	\$2,303,178
Burglary	57	\$242,877
Motor Vehicle Theft	36	\$370,836
Total	879	\$76,740,523
Average cost of index crime		\$87,304

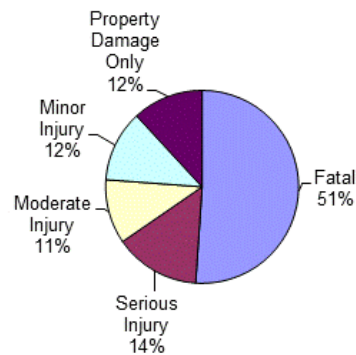
Costs of Crashes in Grand Traverse County (2021 dollars)						
	Fatal	Serious Injury	Moderate Injury	Minor Injury	Property Damage Only	Total
Medical Care	\$288,320	\$2,124,187	\$1,351,872	\$1,482,066	\$843,088	\$6,089,533
Work Loss	\$22,219,867	\$3,655,940	\$2,526,720	\$2,666,979	\$1,855,710	\$32,925,216
Public Services	\$18,530	\$17,649	\$32,256	\$49,320	\$219,936	\$337,691
Adjudication & Sanctioning	\$2,203,693	\$774,012	\$519,552	\$553,206	\$293,248	\$4,343,711
Insurance Administration	\$582,879	\$660,857	\$742,464	\$935,847	\$1,750,324	\$4,672,371
Congestion & Environmental	\$124,644	\$95,665	\$340,608	\$729,936	\$8,178,870	\$9,469,723
Property Damage & Loss	\$265,336	\$658,896	\$1,785,984	\$2,865,081	\$11,303,794	\$16,879,091
Subtotal (Monetary Cost)	\$25,703,269	\$7,987,206	\$7,299,456	\$9,282,435	\$24,444,970	\$74,717,336
Quality of Life	\$151,004,642	\$41,607,226	\$30,031,680	\$32,101,155	\$16,559,348	\$271,304,051
<b>Total (Comprehensive Cost)</b>	<b>\$176,707,911</b>	<b>\$49,594,432</b>	<b>\$37,331,136</b>	<b>\$41,383,590</b>	<b>\$41,004,318</b>	<b>\$346,021,387</b>

Costs of Index Crimes in Grand Traverse County (2021 dollars)								
	Murder	Rape	Aggravated Assault	Robbery	Larceny	Burglary	Motor Vehicle Theft	Total
Medical Care	\$25,786	\$276,668	\$338,400	\$7,932	\$0	\$0	\$0	\$648,786
Mental Health	\$24,250	\$539,970	\$65,280	\$796	\$0	\$0	\$0	\$630,296
Work Loss	\$2,320,516	\$584,414	\$364,160	\$18,424	\$16,678	\$2,223	\$4,212	\$3,310,627
Public Services	\$209,570	\$62,402	\$390,240	\$3,168	\$283,526	\$20,634	\$16,380	\$985,920
Adjudication & Sanctioning	\$978,092	\$3,709,516	\$959,200	\$57,988	\$1,396,110	\$43,947	\$71,640	\$7,216,493
Property Damage & Loss	\$422	\$15,498	\$13,440	\$5,508	\$606,864	\$176,073	\$278,604	\$1,096,409
Subtotal (Monetary Cost)	\$3,558,636	\$5,188,468	\$2,130,720	\$93,816	\$2,303,178	\$242,877	\$370,836	\$13,888,531
Quality of Life	\$16,260,142	\$41,182,778	\$5,316,960	\$92,112	\$0	\$0	\$0	\$62,851,992
<b>Total (Comprehensive Costs)</b>	<b>\$19,818,778</b>	<b>\$46,371,246</b>	<b>\$7,447,680</b>	<b>\$185,928</b>	<b>\$2,303,178</b>	<b>\$242,877</b>	<b>\$370,836</b>	<b>\$76,740,523</b>

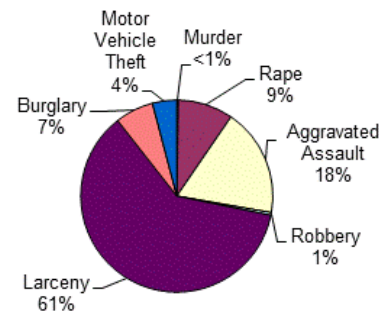
Crash Casualties



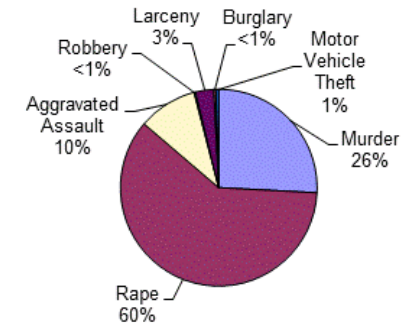
Crash Costs



Index Crimes



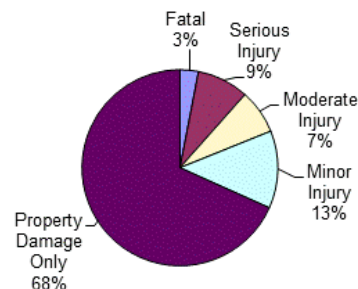
Index Crime Costs



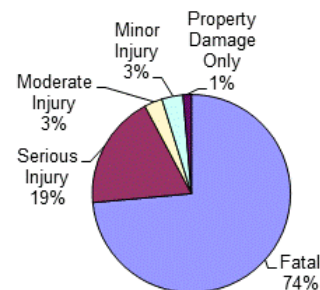
# Grand Traverse County Alcohol-Involved Crashes

Crash Casualty Severity	Crash Casualties	Crash Costs
Fatal	5	\$57,549,750
Serious Injury	14	\$14,586,236
Moderate Injury	12	\$2,312,889
Minor Injury	21	\$2,721,033
Property Damage Only	112	\$1,061,088
<b>Total</b>	<b>164</b>	<b>\$78,230,996</b>
Average cost of crash casualty		\$477,018

Crash Casualties



Crash Costs

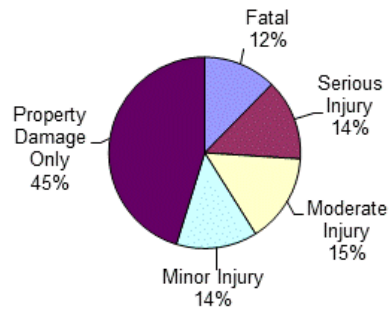


Costs of Alcohol-Involved Crashes in Grand Traverse County (2021 dollars)						
	Fatal	Serious Injury	Moderate Injury	Minor Injury	Property Damage Only	Total
Medical Care	\$84,800	\$625,016	\$78,552	\$90,636	\$23,520	\$902,524
Work Loss	\$7,823,805	\$1,049,986	\$148,068	\$160,587	\$48,944	\$9,231,390
Public Services	\$5,450	\$4,802	\$1,992	\$2,709	\$5,488	\$20,441
Adjudication & Sanctioning	\$648,145	\$232,400	\$32,988	\$35,805	\$9,184	\$958,522
Insurance Administration	\$171,435	\$192,094	\$52,152	\$62,622	\$48,720	\$527,023
Congestion & Environmental	\$36,660	\$25,298	\$37,233	\$198,576	\$199,920	\$497,687
Property Damage & Loss	\$78,040	\$176,400	\$112,872	\$163,674	\$285,600	\$816,586
<b>Subtotal (Monetary Cost)</b>	<b>\$8,848,335</b>	<b>\$2,305,996</b>	<b>\$463,857</b>	<b>\$714,609</b>	<b>\$621,376</b>	<b>\$12,954,173</b>
Quality of Life	\$48,701,415	\$12,280,240	\$1,849,032	\$2,006,424	\$439,712	\$65,276,823
<b>Total (Comprehensive Cost)</b>	<b>\$57,549,750</b>	<b>\$14,586,236</b>	<b>\$2,312,889</b>	<b>\$2,721,033</b>	<b>\$1,061,088</b>	<b>\$78,230,996</b>

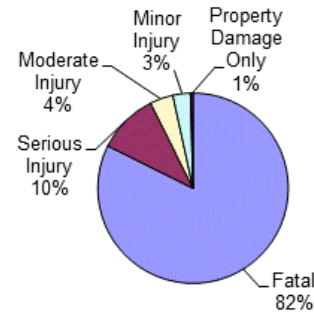
# Grand Traverse County Drug-Involved Crashes

Crash Casualty Severity	Crash Casualties	Crash Costs
Fatal	9	\$103,589,550
Serious Injury	10	\$12,978,220
Moderate Injury	11	\$4,958,657
Minor Injury	10	\$3,752,370
Property Damage Only	33	\$523,941
<b>Total</b>	<b>73</b>	<b>\$125,802,738</b>
Average cost of crash casualty	\$1,723,325	

Crash Casualties



Crash Costs

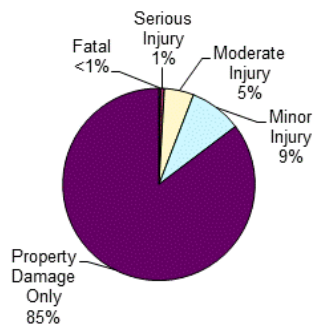


Costs of Drug-Involved Crashes in Grand Traverse County (2021 dollars)						
	Fatal	Serious Injury	Moderate Injury	Minor Injury	Property Damage Only	Total
Medical Care	\$152,640	\$542,660	\$181,236	\$136,590	\$13,761	\$1,026,887
Work Loss	\$14,082,849	\$924,590	\$346,566	\$256,280	\$28,446	\$15,638,731
Public Services	\$9,810	\$3,880	\$2,475	\$1,940	\$1,749	\$19,854
Adjudication & Sanctioning	\$1,166,661	\$202,290	\$74,228	\$55,390	\$5,808	\$1,504,377
Insurance Administration	\$308,583	\$169,420	\$85,514	\$64,870	\$18,579	\$646,966
Congestion & Environmental	\$65,988	\$18,160	\$19,624	\$17,850	\$58,905	\$180,527
Property Damage & Loss	\$140,472	\$136,080	\$116,875	\$92,020	\$89,661	\$575,108
<b>Subtotal (Monetary Cost)</b>	<b>\$15,927,003</b>	<b>\$1,997,080</b>	<b>\$826,518</b>	<b>\$624,940</b>	<b>\$216,909</b>	<b>\$19,592,450</b>
Quality of Life	\$87,662,547	\$10,981,140	\$4,132,139	\$3,127,430	\$307,032	\$106,210,288
<b>Total (Comprehensive Cost)</b>	<b>\$103,589,550</b>	<b>\$12,978,220</b>	<b>\$4,958,657</b>	<b>\$3,752,370</b>	<b>\$523,941</b>	<b>\$125,802,738</b>

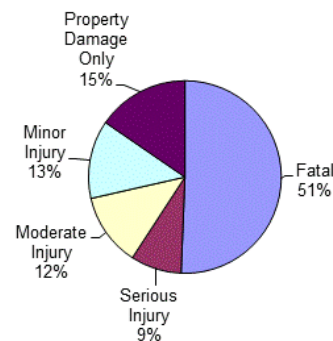
# Grand Traverse County Young Driver Crashes (<21)

Crash Casualty Severity	Crash Casualties	Crash Costs
Fatal	3	\$31,183,749
Serious Injury	7	\$5,258,589
Moderate Injury	54	\$7,537,374
Minor Injury	96	\$8,099,904
Property Damage Only	929	\$9,493,451
<b>Total</b>	<b>1,089</b>	<b>\$61,573,067</b>
Average cost of crash casualty		\$56,541

Crash Casualties



Crash Costs

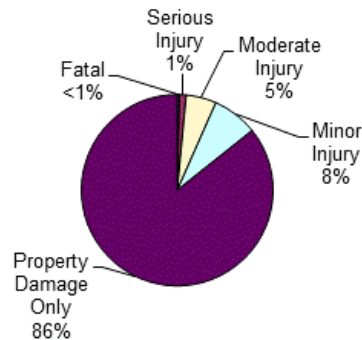


Costs of Young Driver Crashes in Grand Traverse County (2021 dollars)						
	Fatal	Serious Injury	Moderate Injury	Minor Injury	Property Damage Only	Total
Medical Care	\$50,880	\$221,872	\$259,632	\$300,768	\$217,386	\$1,050,538
Work Loss	\$3,921,153	\$378,049	\$498,636	\$530,976	\$440,346	\$5,769,160
Public Services	\$3,270	\$2,072	\$8,586	\$11,616	\$47,379	\$72,923
Adjudication	\$388,887	\$80,353	\$101,682	\$110,976	\$74,320	\$756,218
Insurance Administration	\$102,861	\$72,156	\$171,828	\$200,736	\$398,541	\$946,122
Congestion & Environmental	\$21,996	\$12,593	\$95,742	\$170,208	\$1,658,265	\$1,958,804
Property Damage & Loss	\$46,824	\$81,697	\$490,158	\$695,616	\$2,476,714	\$3,791,009
<b>Subtotal (Monetary Cost)</b>	<b>\$4,535,871</b>	<b>\$848,792</b>	<b>\$1,626,264</b>	<b>\$2,020,896</b>	<b>\$5,312,951</b>	<b>\$14,344,774</b>
Quality of Life	\$26,647,878	\$4,409,797	\$5,911,110	\$6,079,008	\$4,180,500	\$47,228,293
<b>Total (Comprehensive Cost)</b>	<b>\$31,183,749</b>	<b>\$5,258,589</b>	<b>\$7,537,374</b>	<b>\$8,099,904</b>	<b>\$9,493,451</b>	<b>\$61,573,067</b>

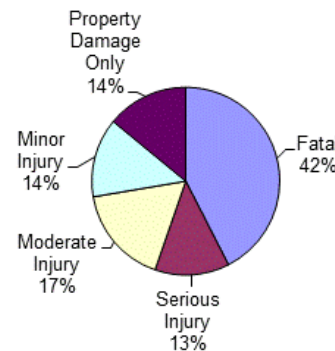
# Grand Traverse County Older Driver Crashes (65+)

Crash Casualty Severity	Crash Casualties	Crash Costs
Fatal	5	\$51,972,915
Serious Injury	16	\$15,699,488
Moderate Injury	71	\$20,826,004
Minor Injury	107	\$16,687,399
Property Damage Only	1,195	\$17,166,175
<b>Total</b>	<b>1,394</b>	<b>\$122,351,981</b>
Average cost of crash casualty		\$87,770

Crash Casualties



Crash Costs

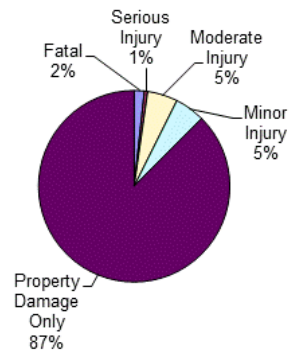


Costs of Older Driver Crashes in Grand Traverse County (2021 dollars)						
	Fatal	Serious Injury	Moderate Injury	Minor Injury	Property Damage Only	Total
Medical Care	\$84,800	\$657,120	\$752,316	\$600,377	\$467,245	\$2,561,858
Work Loss	\$6,535,255	\$1,137,744	\$1,432,496	\$1,119,006	\$878,325	\$11,102,826
Public Services	\$5,450	\$5,424	\$13,490	\$14,873	\$64,530	\$103,767
Adjudication	\$648,145	\$240,256	\$292,520	\$229,729	\$162,520	\$1,573,170
Insurance Administration	\$171,435	\$212,480	\$369,555	\$332,128	\$614,230	\$1,699,828
Congestion & Environmental	\$36,660	\$28,880	\$126,380	\$190,139	\$2,131,880	\$2,513,939
Property Damage & Loss	\$78,040	\$208,240	\$684,653	\$817,908	\$3,432,040	\$5,220,881
<b>Subtotal (Monetary Cost)</b>	<b>\$7,559,785</b>	<b>\$2,490,144</b>	<b>\$3,671,410</b>	<b>\$3,304,160</b>	<b>\$7,750,770</b>	<b>\$24,776,269</b>
Quality of Life	\$44,413,130	\$13,209,344	\$17,154,594	\$13,383,239	\$9,415,405	\$97,575,712
<b>Total (Comprehensive Cost)</b>	<b>\$51,972,915</b>	<b>\$15,699,488</b>	<b>\$20,826,004</b>	<b>\$16,687,399</b>	<b>\$17,166,175</b>	<b>\$122,351,981</b>

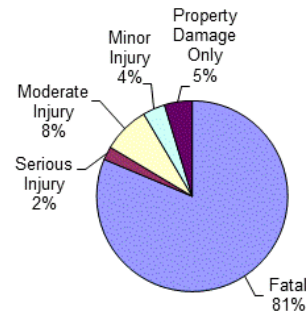
# Grand Traverse County Medium/Large Truck Crashes

Crash Casualty Severity	Crash Casualties	Crash Costs
Fatal	3	\$31,297,401
Serious Injury	1	\$873,140
Moderate Injury	9	\$3,057,696
Minor Injury	9	\$1,457,856
Property Damage Only	154	\$1,801,030
<b>Total</b>	<b>176</b>	<b>\$38,487,123</b>
Average cost of crash casualty		\$218,677

Crash Casualties



Crash Costs



Costs of Medium/Large Truck Crashes in Grand Traverse County (2021 dollars)						
	Fatal	Serious Injury	Moderate Injury	Minor Injury	Property Damage Only	Total
Medical Care	\$97,014	\$40,481	\$155,385	\$71,253	\$55,902	\$420,035
Work Loss	\$3,921,153	\$125,394	\$480,402	\$205,488	\$448,602	\$5,181,039
Public Services	\$3,288	\$321	\$1,575	\$1,728	\$7,238	\$14,150
Adjudication	\$425,610	\$14,511	\$25,506	\$13,518	\$24,486	\$503,631
Insurance Administration	\$102,120	\$11,399	\$32,850	\$20,070	\$84,392	\$250,831
Congestion & Environmental	\$22,749	\$1,867	\$16,515	\$16,533	\$284,438	\$342,102
Property Damage & Loss	\$77,589	\$10,723	\$73,917	\$56,295	\$443,520	\$662,044
<b>Subtotal (Monetary Cost)</b>	<b>\$4,649,523</b>	<b>\$204,696</b>	<b>\$786,150</b>	<b>\$384,885</b>	<b>\$1,348,578</b>	<b>\$7,373,832</b>
Quality of Life	\$26,647,878	\$668,444	\$2,271,546	\$1,072,971	\$452,452	\$31,113,291
<b>Total (Comprehensive Cost)</b>	<b>\$31,297,401</b>	<b>\$873,140</b>	<b>\$3,057,696</b>	<b>\$1,457,856</b>	<b>\$1,801,030</b>	<b>\$38,487,123</b>

# Grand Traverse County Motorcycle Crashes

Injury Severity	Motorcyclist Crash Victims	Motorcyclist Victim Costs
Fatal	5	\$53,645,340
Serious Injury	6	\$5,828,826
Moderate Injury	12	\$3,195,648
Minor Injury	5	\$1,168,095
Property Damage Only	6	\$301,572
<b>Total</b>	<b>34</b>	<b>\$64,139,481</b>
Average cost of crash casualty		\$1,886,455

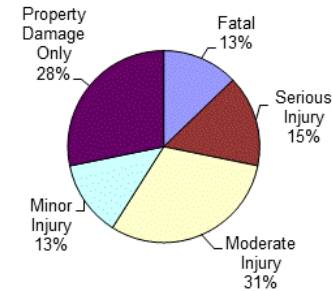
Injury Severity	Non-motorcyclist Crash Victims	Non-motorcyclist Victim Costs
Fatal	0	\$0
Serious Injury	0	\$0
Moderate Injury	0	\$0
Minor Injury	0	\$0
Property Damage Only	5	\$29,685
<b>Total</b>	<b>5</b>	<b>\$29,685</b>
Average cost of crash casualty		\$5,937

Motorcyclist Victim Costs in Motorcycle Crashes in Grand Traverse County (2021 dollars)						
	Fatal	Serious Injury	Moderate Injury	Minor Injury	Property Damage Only	Total
Medical Care	\$98,400	\$242,892	\$113,868	\$41,550	\$9,324	\$506,034
Work Loss	\$7,389,385	\$439,674	\$230,184	\$84,005	\$19,086	\$8,162,334
Public Services	\$5,450	\$2,034	\$2,316	\$925	\$510	\$11,235
Adjudication	\$648,145	\$91,596	\$46,260	\$16,890	\$3,798	\$806,689
Insurance Administration	\$162,440	\$77,322	\$58,716	\$22,165	\$8,364	\$329,007
Congestion & Environmental	\$36,660	\$8,208	\$15,936	\$6,640	\$7,986	\$75,430
Property Damage & Loss	\$111,515	\$71,688	\$114,336	\$46,340	\$34,146	\$378,025
Subtotal (Monetary Cost)	\$8,451,995	\$933,414	\$581,616	\$218,515	\$83,214	\$10,268,754
Quality of Life	\$45,193,345	\$4,895,412	\$2,614,032	\$949,580	\$218,358	\$53,870,727
<b>Total (Comprehensive Cost)</b>	<b>\$53,645,340</b>	<b>\$5,828,826</b>	<b>\$3,195,648</b>	<b>\$1,168,095</b>	<b>\$301,572</b>	<b>\$64,139,481</b>

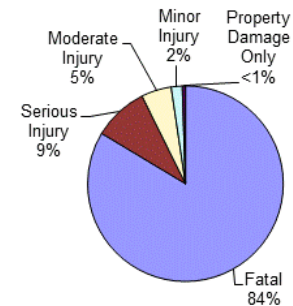
Non-motorcyclist Victim Costs in Motorcycle Crashes in Grand Traverse County (2021 dollars)						
	Fatal	Serious Injury	Moderate Injury	Minor Injury	Property Damage Only	Total
Medical Care	\$0	\$0	\$0	\$0	\$0	\$0
Work Loss	\$0	\$0	\$0	\$0	\$615	\$615
Public Services	\$0	\$0	\$0	\$0	\$125	\$125
Adjudication	\$0	\$0	\$0	\$0	\$0	\$0
Insurance Administration	\$0	\$0	\$0	\$0	\$2,170	\$2,170
Congestion & Environmental	\$0	\$0	\$0	\$0	\$8,935	\$8,935
Property Damage & Loss	\$0	\$0	\$0	\$0	\$17,840	\$17,840
Subtotal (Monetary Cost)	\$0	\$0	\$0	\$0	\$29,685	\$29,685
Quality of Life	\$0	\$0	\$0	\$0	\$0	\$0
<b>Total (Comprehensive Cost)</b>	<b>\$0</b>	<b>\$0</b>	<b>\$0</b>	<b>\$0</b>	<b>\$29,685</b>	<b>\$29,685</b>

Costs of Motorcycle Crashes in Grand Traverse County (2021 dollars)						
	Fatal	Serious Injury	Moderate Injury	Minor Injury	Property Damage Only	Total
Medical Care	\$98,400	\$242,892	\$113,868	\$41,550	\$9,324	\$506,034
Work Loss	\$7,389,385	\$439,674	\$230,184	\$84,005	\$19,701	\$8,162,949
Public Services	\$5,450	\$2,034	\$2,316	\$925	\$635	\$11,360
Adjudication	\$648,145	\$91,596	\$46,260	\$16,890	\$3,798	\$806,689
Insurance Administration	\$162,440	\$77,322	\$58,716	\$22,165	\$10,534	\$331,177
Congestion & Environmental	\$36,660	\$8,208	\$15,936	\$6,640	\$16,921	\$84,365
Property Damage & Loss	\$111,515	\$71,688	\$114,336	\$46,340	\$51,986	\$395,865
Subtotal (Monetary Cost)	\$8,451,995	\$933,414	\$581,616	\$218,515	\$112,899	\$10,298,439
Quality of Life	\$45,193,345	\$4,895,412	\$2,614,032	\$949,580	\$218,358	\$53,870,727
<b>Total (Comprehensive Cost)</b>	<b>\$53,645,340</b>	<b>\$5,828,826</b>	<b>\$3,195,648</b>	<b>\$1,168,095</b>	<b>\$331,257</b>	<b>\$64,169,166</b>

Crash Casualties



Crash Costs



# Grand Traverse County Bicycle Crashes

Injury Severity	Bicyclist Crash Victims	Bicyclist Victim Costs
Fatal	2	\$19,441,804
Serious Injury	1	\$934,954
Moderate Injury	3	\$594,138
Minor Injury	11	\$1,395,812
Property Damage Only	4	\$54,704
<b>Total</b>	<b>21</b>	<b>\$22,421,412</b>
Average cost of crash casualty		\$1,067,686

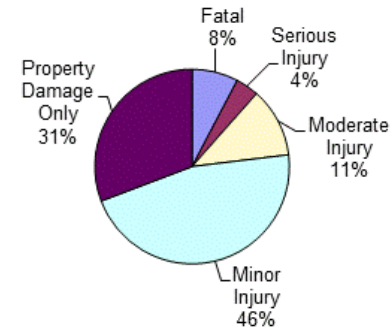
Injury Severity	Non-bicyclist Crash Victims	Non-bicyclist Victim Costs
Fatal	0	\$0
Serious Injury	0	\$0
Moderate Injury	0	\$0
Minor Injury	1	\$100,690
Property Damage Only	4	\$35,796
<b>Total</b>	<b>5</b>	<b>\$136,486</b>
Average cost of crash casualty		\$27,297

Bicyclist Victim Costs in Bicycle Crashes in Grand Traverse County (2021 dollars)						
	Fatal	Serious Injury	Moderate Injury	Minor Injury	Property Damage Only	Total
Medical Care	\$51,942	\$40,528	\$20,697	\$46,992	\$1,856	\$162,015
Work Loss	\$2,378,550	\$75,862	\$42,705	\$91,861	\$3,316	\$2,592,294
Public Services	\$2,180	\$338	\$540	\$1,705	\$84	\$4,847
Adjudication	\$471,378	\$15,473	\$8,496	\$18,612	\$692	\$514,651
Insurance Administration	\$97,188	\$17,637	\$11,772	\$26,807	\$992	\$154,396
Congestion & Environmental	\$14,664	\$1,376	\$3,948	\$13,838	\$712	\$34,538
Property Damage & Loss	\$500	\$250	\$744	\$2,618	\$136	\$4,248
Subtotal (Monetary Cost)	\$3,016,402	\$151,464	\$88,902	\$202,433	\$7,788	\$3,466,989
Quality of Life	\$16,425,402	\$783,490	\$505,236	\$1,193,379	\$46,916	\$18,954,423
<b>Total (Comprehensive Cost)</b>	<b>\$19,441,804</b>	<b>\$934,954</b>	<b>\$594,138</b>	<b>\$1,395,812</b>	<b>\$54,704</b>	<b>\$22,421,412</b>

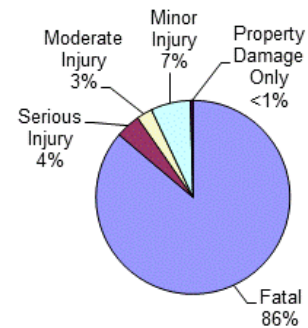
Non-bicyclist Victim Costs in Bicycle Crashes in Grand Traverse County (2021 dollars)						
	Fatal	Serious Injury	Moderate Injury	Minor Injury	Property Damage Only	Total
Medical Care	\$0	\$0	\$0	\$3,606	\$736	\$4,342
Work Loss	\$0	\$0	\$0	\$6,489	\$1,620	\$8,109
Public Services	\$0	\$0	\$0	\$120	\$192	\$312
Adjudication	\$0	\$0	\$0	\$1,346	\$256	\$1,602
Insurance Administration	\$0	\$0	\$0	\$2,277	\$1,528	\$3,805
Congestion & Environmental	\$0	\$0	\$0	\$1,776	\$7,140	\$8,916
Property Damage & Loss	\$0	\$0	\$0	\$6,971	\$9,868	\$16,839
Subtotal (Monetary Cost)	\$0	\$0	\$0	\$22,585	\$21,340	\$43,925
Quality of Life	\$0	\$0	\$0	\$78,105	\$14,456	\$92,561
<b>Total (Comprehensive Cost)</b>	<b>\$0</b>	<b>\$0</b>	<b>\$0</b>	<b>\$100,690</b>	<b>\$35,796</b>	<b>\$136,486</b>

Costs of Bicycle Crashes in Grand Traverse County (2021 dollars)						
	Fatal	Serious Injury	Moderate Injury	Minor Injury	Property Damage Only	Total
Medical Care	\$51,942	\$40,528	\$20,697	\$50,598	\$2,592	\$166,357
Work Loss	\$2,378,550	\$75,862	\$42,705	\$98,350	\$4,936	\$2,600,403
Public Services	\$2,180	\$338	\$540	\$1,825	\$276	\$5,159
Adjudication	\$471,378	\$15,473	\$8,496	\$19,958	\$948	\$516,253
Insurance Administration	\$97,188	\$17,637	\$11,772	\$29,084	\$2,520	\$158,201
Congestion & Environmental	\$14,664	\$1,376	\$3,948	\$15,614	\$7,852	\$43,454
Property Damage & Loss	\$500	\$250	\$744	\$9,589	\$10,004	\$21,087
Subtotal (Monetary Cost)	\$3,016,402	\$151,464	\$88,902	\$225,018	\$29,128	\$3,510,914
Quality of Life	\$16,425,402	\$783,490	\$505,236	\$1,271,484	\$61,372	\$19,046,984
<b>Total (Comprehensive Cost)</b>	<b>\$19,441,804</b>	<b>\$934,954</b>	<b>\$594,138</b>	<b>\$1,496,502</b>	<b>\$90,500</b>	<b>\$22,557,898</b>

Crash Casualties



Crash Costs





# Grand Traverse County Pedestrian Crashes

Injury Severity	Pedestrian Crash Victims	Pedestrian Victim Costs
Fatal	2	\$19,468,702
Serious Injury	3	\$3,191,397
Moderate Injury	5	\$1,233,050
Minor Injury	8	\$1,244,816
Property Damage Only	2	\$31,856
<b>Total</b>	<b>20</b>	<b>\$25,169,821</b>
Average cost of crash casualty		\$1,258,491

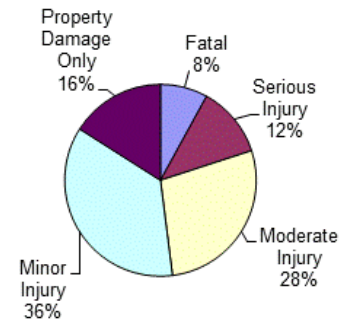
Injury Severity	Non-pedestrian Crash Victims	Non-pedestrian Victim Costs
Fatal	0	\$0
Serious Injury	0	\$0
Moderate Injury	2	\$370,262
Minor Injury	1	\$93,719
Property Damage Only	2	\$12,964
<b>Total</b>	<b>5</b>	<b>\$476,945</b>
Average cost of crash casualty		\$95,389

	Fatal	Serious Injury	Moderate Injury	Minor Injury	Property Damage Only	Total
Medical Care	\$45,214	\$144,891	\$45,665	\$43,712	\$1,116	\$280,598
Work Loss	\$2,374,362	\$233,775	\$77,660	\$71,600	\$1,672	\$2,759,069
Public Services	\$2,180	\$1,014	\$900	\$1,240	\$42	\$5,376
Adjudication	\$259,258	\$50,799	\$16,560	\$15,472	\$374	\$342,463
Insurance Administration	\$97,188	\$58,344	\$22,570	\$21,832	\$522	\$200,456
Congestion & Environmental	\$14,664	\$4,128	\$6,580	\$10,064	\$356	\$35,792
Subtotal (Monetary Cost)	\$2,792,866	\$492,951	\$169,935	\$163,920	\$4,082	\$3,623,754
Quality of Life	\$16,675,836	\$2,698,446	\$1,063,115	\$1,080,896	\$27,774	\$21,546,067
<b>Total (Comprehensive Cost)</b>	<b>\$19,468,702</b>	<b>\$3,191,397</b>	<b>\$1,233,050</b>	<b>\$1,244,816</b>	<b>\$31,856</b>	<b>\$25,169,821</b>

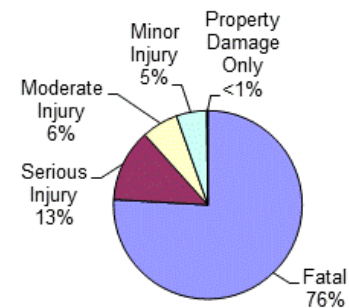
	Fatal	Serious Injury	Moderate Injury	Minor Injury	Property Damage Only	Total
Medical Care	\$0	\$0	\$14,082	\$3,606	\$368	\$18,056
Work Loss	\$0	\$0	\$26,320	\$6,489	\$810	\$33,619
Public Services	\$0	\$0	\$336	\$120	\$96	\$552
Adjudication	\$0	\$0	\$5,412	\$1,346	\$128	\$6,886
Insurance Administration	\$0	\$0	\$7,734	\$2,277	\$764	\$10,775
Congestion & Environmental	\$0	\$0	\$3,548	\$1,776	\$3,570	\$8,894
Subtotal (Monetary Cost)	\$0	\$0	\$57,432	\$15,614	\$5,736	\$78,782
Quality of Life	\$0	\$0	\$312,830	\$78,105	\$7,228	\$398,163
<b>Total (Comprehensive Cost)</b>	<b>\$0</b>	<b>\$0</b>	<b>\$370,262</b>	<b>\$93,719</b>	<b>\$12,964</b>	<b>\$476,945</b>

	Fatal	Serious Injury	Moderate Injury	Minor Injury	Property Damage Only	Total
Medical Care	\$45,214	\$144,891	\$59,747	\$47,318	\$1,484	\$298,654
Work Loss	\$2,374,362	\$233,775	\$103,980	\$78,089	\$2,482	\$2,792,688
Public Services	\$2,180	\$1,014	\$1,236	\$1,360	\$138	\$5,928
Adjudication	\$259,258	\$50,799	\$21,972	\$16,818	\$502	\$349,349
Insurance Administration	\$97,188	\$58,344	\$30,304	\$24,109	\$1,286	\$211,231
Congestion & Environmental	\$14,664	\$4,128	\$10,128	\$11,840	\$3,926	\$44,686
Subtotal (Monetary Cost)	\$2,792,866	\$492,951	\$227,367	\$179,534	\$9,818	\$3,702,536
Quality of Life	\$16,675,836	\$2,698,446	\$1,375,945	\$1,159,001	\$35,002	\$21,944,230
<b>Total (Comprehensive Cost)</b>	<b>\$19,468,702</b>	<b>\$3,191,397</b>	<b>\$1,603,312</b>	<b>\$1,338,535</b>	<b>\$44,820</b>	<b>\$25,646,766</b>

Crash Casualties



Crash Costs



# Gratiot County Traffic Crashes and Crime

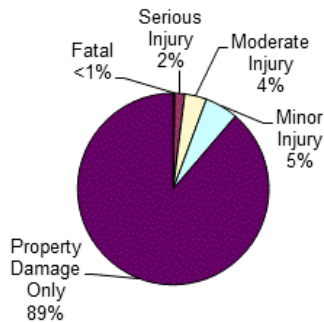
Crash Casualty Severity	Crash Casualties	Crash Costs
Fatal	5	\$51,972,915
Serious Injury	34	\$31,815,296
Moderate Injury	74	\$14,388,042
Minor Injury	113	\$11,377,970
Property Damage Only	1,777	\$15,902,373
<b>Total</b>	<b>2,003</b>	<b>\$125,456,596</b>
Average cost of crash casualty		\$62,634

Index Crime Category	Number of Crimes	Crime Costs
Murder	1	\$9,909,389
Rape	42	\$23,751,126
Aggravated Assault	44	\$2,048,112
Robbery	3	\$139,446
Larceny	314	\$1,344,234
Burglary	32	\$136,352
Motor Vehicle Theft	29	\$298,729
<b>Total</b>	<b>465</b>	<b>\$37,627,388</b>
Average cost of index crime		\$80,919

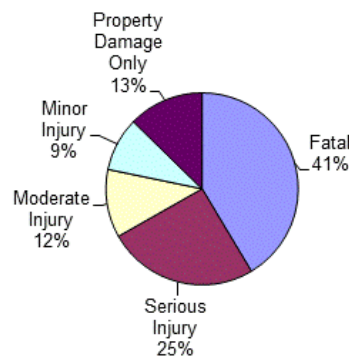
Costs of Crashes in Gratiot County (2021 dollars)						
	Fatal	Serious Injury	Moderate Injury	Minor Injury	Property Damage Only	Total
Medical Care	\$84,800	\$1,362,686	\$521,034	\$407,478	\$326,968	\$2,702,966
Work Loss	\$6,535,255	\$2,345,320	\$973,840	\$733,257	\$719,685	\$11,307,357
Public Services	\$5,450	\$11,322	\$12,432	\$13,560	\$85,296	\$128,060
Adjudication & Sanctioning	\$648,145	\$496,536	\$200,244	\$152,098	\$113,728	\$1,610,751
Insurance Administration	\$171,435	\$423,946	\$286,158	\$257,301	\$678,814	\$1,817,654
Congestion & Environmental	\$36,660	\$61,370	\$131,276	\$200,688	\$3,171,945	\$3,601,939
Property Damage & Loss	\$78,040	\$422,688	\$688,348	\$787,723	\$4,383,859	\$6,360,658
<b>Subtotal (Monetary Cost)</b>	<b>\$7,559,785</b>	<b>\$5,123,868</b>	<b>\$2,813,332</b>	<b>\$2,552,105</b>	<b>\$9,480,295</b>	<b>\$27,529,385</b>
Quality of Life	\$44,413,130	\$26,691,428	\$11,574,710	\$8,825,865	\$6,422,078	\$97,927,211
<b>Total (Comprehensive Cost)</b>	<b>\$51,972,915</b>	<b>\$31,815,296</b>	<b>\$14,388,042</b>	<b>\$11,377,970</b>	<b>\$15,902,373</b>	<b>\$125,456,596</b>

Costs of Index Crimes in Gratiot County (2021 dollars)								
	Murder	Rape	Aggravated Assault	Robbery	Larceny	Burglary	Motor Vehicle Theft	Total
Medical Care	\$12,893	\$141,708	\$93,060	\$5,949	\$0	\$0	\$0	\$253,610
Mental Health	\$12,125	\$276,570	\$17,952	\$597	\$0	\$0	\$0	\$307,244
Work Loss	\$1,160,258	\$299,334	\$100,144	\$13,818	\$9,734	\$1,248	\$3,393	\$1,587,929
Public Services	\$104,785	\$31,962	\$107,316	\$2,376	\$165,478	\$11,584	\$13,195	\$436,696
Adjudication & Sanctioning	\$489,046	\$1,899,996	\$263,780	\$43,491	\$814,830	\$24,672	\$57,710	\$3,593,525
Property Damage & Loss	\$211	\$7,938	\$3,696	\$4,131	\$354,192	\$98,848	\$224,431	\$693,447
<b>Subtotal (Monetary Cost)</b>	<b>\$1,779,318</b>	<b>\$2,657,508</b>	<b>\$585,948</b>	<b>\$70,362</b>	<b>\$1,344,234</b>	<b>\$136,352</b>	<b>\$298,729</b>	<b>\$6,872,451</b>
Quality of Life	\$8,130,071	\$21,093,618	\$1,462,164	\$69,084	\$0	\$0	\$0	\$30,754,937
<b>Total (Comprehensive Costs)</b>	<b>\$9,909,389</b>	<b>\$23,751,126</b>	<b>\$2,048,112</b>	<b>\$139,446</b>	<b>\$1,344,234</b>	<b>\$136,352</b>	<b>\$298,729</b>	<b>\$37,627,388</b>

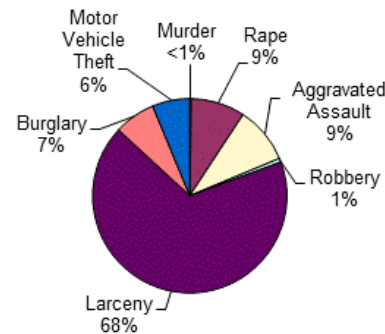
Crash Casualties



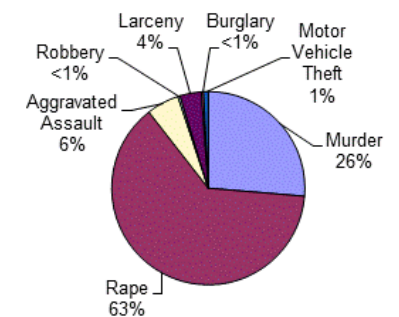
Crash Costs



Index Crimes



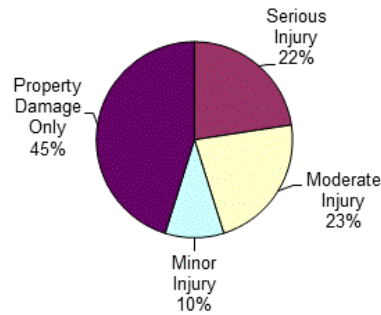
Index Crime Costs



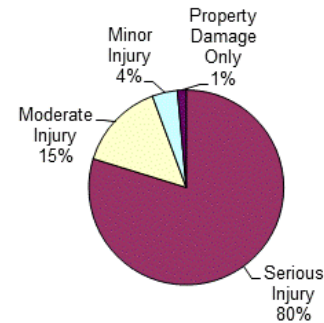
# Gratiot County Alcohol-Involved Crashes

Crash Casualty Severity	Crash Casualties	Crash Costs
Fatal	0	\$0
Serious Injury	7	\$7,293,118
Moderate Injury	7	\$1,332,785
Minor Injury	3	\$385,173
Property Damage Only	14	\$132,636
<b>Total</b>	<b>31</b>	<b>\$9,143,712</b>
Average cost of crash casualty		\$294,958

Crash Casualties



Crash Costs

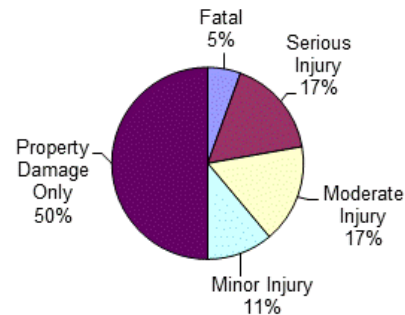


Costs of Alcohol-Involved Crashes in Gratiot County (2021 dollars)						
	Fatal	Serious Injury	Moderate Injury	Minor Injury	Property Damage Only	Total
Medical Care	\$0	\$312,508	\$45,822	\$12,948	\$2,940	\$374,218
Work Loss	\$0	\$524,993	\$86,373	\$22,941	\$6,118	\$640,425
Public Services	\$0	\$2,401	\$1,162	\$387	\$686	\$4,636
Adjudication & Sanctioning	\$0	\$116,200	\$19,243	\$5,115	\$1,148	\$141,706
Insurance Administration	\$0	\$96,047	\$30,422	\$8,946	\$6,090	\$141,505
Congestion & Environmental	\$0	\$12,649	\$5,319	\$24,822	\$24,990	\$67,780
Property Damage & Loss	\$0	\$88,200	\$65,842	\$23,382	\$35,700	\$213,124
<b>Subtotal (Monetary Cost)</b>	<b>\$0</b>	<b>\$1,152,998</b>	<b>\$254,183</b>	<b>\$98,541</b>	<b>\$77,672</b>	<b>\$1,583,394</b>
Quality of Life	\$0	\$6,140,120	\$1,078,602	\$286,632	\$54,964	\$7,560,318
<b>Total (Comprehensive Cost)</b>	<b>\$0</b>	<b>\$7,293,118</b>	<b>\$1,332,785</b>	<b>\$385,173</b>	<b>\$132,636</b>	<b>\$9,143,712</b>

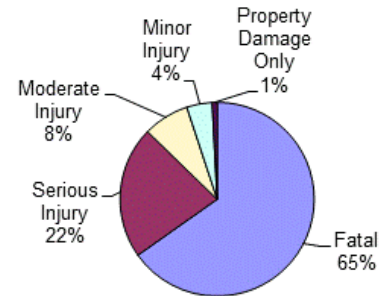
# Gratiot County Drug-Involved Crashes

Crash Casualty Severity	Crash Casualties	Crash Costs
Fatal	1	\$11,509,950
Serious Injury	3	\$3,893,466
Moderate Injury	3	\$1,352,361
Minor Injury	2	\$750,474
Property Damage Only	9	\$142,893
<b>Total</b>	<b>18</b>	<b>\$17,649,144</b>
Average cost of crash casualty	\$980,508	

Crash Casualties



Crash Costs

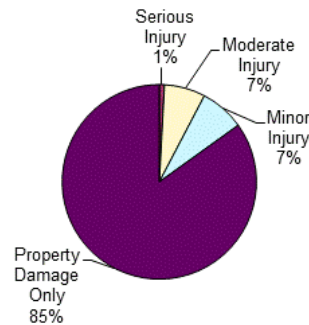


Costs of Drug-Involved Crashes in Gratiot County (2021 dollars)						
	Fatal	Serious Injury	Moderate Injury	Minor Injury	Property Damage Only	Total
Medical Care	\$16,960	\$162,798	\$49,428	\$27,318	\$3,753	\$260,257
Work Loss	\$1,564,761	\$277,377	\$94,518	\$51,256	\$7,758	\$1,995,670
Public Services	\$1,090	\$1,164	\$675	\$388	\$477	\$3,794
Adjudication & Sanctioning	\$129,629	\$60,687	\$20,244	\$11,078	\$1,584	\$223,222
Insurance Administration	\$34,287	\$50,826	\$23,322	\$12,974	\$5,067	\$126,476
Congestion & Environmental	\$7,332	\$5,448	\$5,352	\$3,570	\$16,065	\$37,767
Property Damage & Loss	\$15,608	\$40,824	\$31,875	\$18,404	\$24,453	\$131,164
<b>Subtotal (Monetary Cost)</b>	<b>\$1,769,667</b>	<b>\$599,124</b>	<b>\$225,414</b>	<b>\$124,988</b>	<b>\$59,157</b>	<b>\$2,778,350</b>
Quality of Life	\$9,740,283	\$3,294,342	\$1,126,947	\$625,486	\$83,736	\$14,870,794
<b>Total (Comprehensive Cost)</b>	<b>\$11,509,950</b>	<b>\$3,893,466</b>	<b>\$1,352,361</b>	<b>\$750,474</b>	<b>\$142,893</b>	<b>\$17,649,144</b>

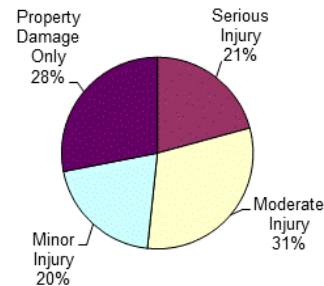
# Gratiot County Young Driver Crashes (<21)

Crash Casualty Severity	Crash Casualties	Crash Costs
Fatal	0	\$0
Serious Injury	3	\$2,253,681
Moderate Injury	24	\$3,349,944
Minor Injury	26	\$2,193,724
Property Damage Only	298	\$3,045,262
<b>Total</b>	<b>351</b>	<b>\$10,842,611</b>
Average cost of crash casualty		\$30,891

Crash Casualties



Crash Costs

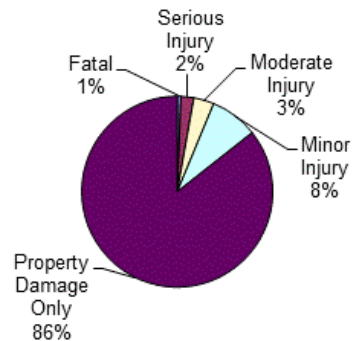


Costs of Young Driver Crashes in Gratiot County (2021 dollars)						
	Fatal	Serious Injury	Moderate Injury	Minor Injury	Property Damage Only	Total
Medical Care	\$0	\$95,088	\$115,392	\$81,458	\$69,732	\$361,670
Work Loss	\$0	\$162,021	\$221,616	\$143,806	\$141,252	\$668,695
Public Services	\$0	\$888	\$3,816	\$3,146	\$15,198	\$23,048
Adjudication	\$0	\$34,437	\$45,192	\$30,056	\$23,840	\$133,525
Insurance Administration	\$0	\$30,924	\$76,368	\$54,366	\$127,842	\$289,500
Congestion & Environmental	\$0	\$5,397	\$42,552	\$46,098	\$531,930	\$625,977
Property Damage & Loss	\$0	\$35,013	\$217,848	\$188,396	\$794,468	\$1,235,725
<b>Subtotal (Monetary Cost)</b>	<b>\$0</b>	<b>\$363,768</b>	<b>\$722,784</b>	<b>\$547,326</b>	<b>\$1,704,262</b>	<b>\$3,338,140</b>
Quality of Life	\$0	\$1,889,913	\$2,627,160	\$1,646,398	\$1,341,000	\$7,504,471
<b>Total (Comprehensive Cost)</b>	<b>\$0</b>	<b>\$2,253,681</b>	<b>\$3,349,944</b>	<b>\$2,193,724</b>	<b>\$3,045,262</b>	<b>\$10,842,611</b>

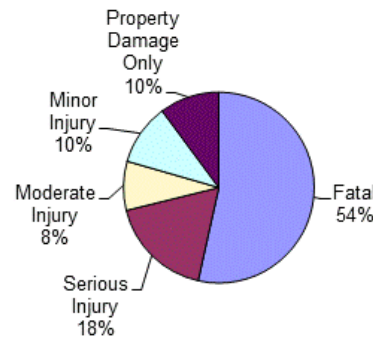
# Gratiot County Older Driver Crashes (65+)

Crash Casualty Severity	Crash Casualties	Crash Costs
Fatal	2	\$20,789,166
Serious Injury	7	\$6,868,526
Moderate Injury	11	\$3,226,564
Minor Injury	26	\$4,054,882
Property Damage Only	274	\$3,936,010
<b>Total</b>	<b>320</b>	<b>\$38,875,148</b>
Average cost of crash casualty	\$121,485	

Crash Casualties



Crash Costs

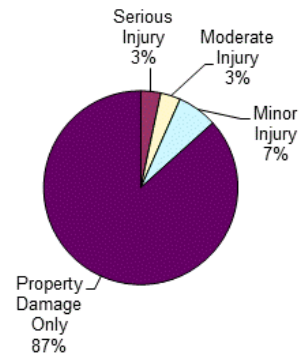


Costs of Older Driver Crashes in Gratiot County (2021 dollars)						
	Fatal	Serious Injury	Moderate Injury	Minor Injury	Property Damage Only	Total
Medical Care	\$33,920	\$287,490	\$116,556	\$145,886	\$107,134	\$690,986
Work Loss	\$2,614,102	\$497,763	\$221,936	\$271,908	\$201,390	\$3,807,099
Public Services	\$2,180	\$2,373	\$2,090	\$3,614	\$14,796	\$25,053
Adjudication	\$259,258	\$105,112	\$45,320	\$55,822	\$37,264	\$502,776
Insurance Administration	\$68,574	\$92,960	\$57,255	\$80,704	\$140,836	\$440,329
Congestion & Environmental	\$14,664	\$12,635	\$19,580	\$46,202	\$488,816	\$581,897
Property Damage & Loss	\$31,216	\$91,105	\$106,073	\$198,744	\$786,928	\$1,214,066
<b>Subtotal (Monetary Cost)</b>	<b>\$3,023,914</b>	<b>\$1,089,438</b>	<b>\$568,810</b>	<b>\$802,880</b>	<b>\$1,777,164</b>	<b>\$7,262,206</b>
Quality of Life	\$17,765,252	\$5,779,088	\$2,657,754	\$3,252,002	\$2,158,846	\$31,612,942
<b>Total (Comprehensive Cost)</b>	<b>\$20,789,166</b>	<b>\$6,868,526</b>	<b>\$3,226,564</b>	<b>\$4,054,882</b>	<b>\$3,936,010</b>	<b>\$38,875,148</b>

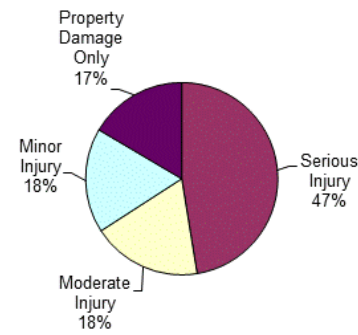
# Gratiot County Medium/Large Truck Crashes

Crash Casualty Severity	Crash Casualties	Crash Costs
Fatal	0	\$0
Serious Injury	2	\$1,746,280
Moderate Injury	2	\$679,488
Minor Injury	4	\$647,936
Property Damage Only	52	\$608,140
<b>Total</b>	<b>60</b>	<b>\$3,681,844</b>
Average cost of crash casualty		\$61,364

Crash Casualties



Crash Costs



Costs of Medium/Large Truck Crashes in Gratiot County (2021 dollars)						
	Fatal	Serious Injury	Moderate Injury	Minor Injury	Property Damage Only	Total
Medical Care	\$0	\$80,962	\$34,530	\$31,668	\$18,876	\$166,036
Work Loss	\$0	\$250,788	\$106,756	\$91,328	\$151,476	\$600,348
Public Services	\$0	\$642	\$350	\$768	\$2,444	\$4,204
Adjudication	\$0	\$29,022	\$5,668	\$6,008	\$8,268	\$48,966
Insurance Administration	\$0	\$22,798	\$7,300	\$8,920	\$28,496	\$67,514
Congestion & Environmental	\$0	\$3,734	\$3,670	\$7,348	\$96,044	\$110,796
Property Damage & Loss	\$0	\$21,446	\$16,426	\$25,020	\$149,760	\$212,652
<b>Subtotal (Monetary Cost)</b>	<b>\$0</b>	<b>\$409,392</b>	<b>\$174,700</b>	<b>\$171,060</b>	<b>\$455,364</b>	<b>\$1,210,516</b>
Quality of Life	\$0	\$1,336,888	\$504,788	\$476,876	\$152,776	\$2,471,328
<b>Total (Comprehensive Cost)</b>	<b>\$0</b>	<b>\$1,746,280</b>	<b>\$679,488</b>	<b>\$647,936</b>	<b>\$608,140</b>	<b>\$3,681,844</b>

# Gratiot County Motorcycle Crashes

Injury Severity	Motorcyclist Crash Victims	Motorcyclist Victim Costs
Fatal	0	\$0
Serious Injury	2	\$1,942,942
Moderate Injury	6	\$1,597,824
Minor Injury	1	\$233,619
Property Damage Only	5	\$251,310
<b>Total</b>	<b>14</b>	<b>\$4,025,695</b>
Average cost of crash casualty		\$287,550

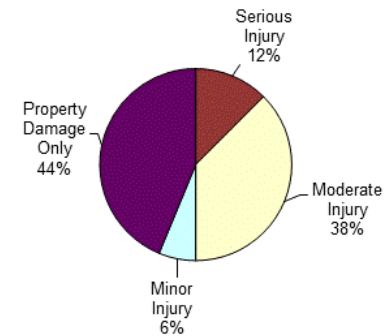
Injury Severity	Non-motorcyclist Crash Victims	Non-motorcyclist Victim Costs
Fatal	0	\$0
Serious Injury	0	\$0
Moderate Injury	0	\$0
Minor Injury	0	\$0
Property Damage Only	2	\$11,874
<b>Total</b>	<b>2</b>	<b>\$11,874</b>
Average cost of crash casualty		\$5,937

Motorcyclist Victim Costs in Motorcycle Crashes in Gratiot County (2021 dollars)						
	Fatal	Serious Injury	Moderate Injury	Minor Injury	Property Damage Only	Total
Medical Care	\$0	\$80,964	\$56,934	\$8,310	\$7,770	\$153,978
Work Loss	\$0	\$146,558	\$115,092	\$16,801	\$15,905	\$294,356
Public Services	\$0	\$678	\$1,158	\$185	\$425	\$2,446
Adjudication	\$0	\$30,532	\$23,130	\$3,378	\$3,165	\$60,205
Insurance Administration	\$0	\$25,774	\$29,358	\$4,433	\$6,970	\$66,535
Congestion & Environmental	\$0	\$2,736	\$7,968	\$1,328	\$6,655	\$18,687
Property Damage & Loss	\$0	\$23,896	\$57,168	\$9,268	\$28,455	\$118,787
Subtotal (Monetary Cost)	\$0	\$311,138	\$290,808	\$43,703	\$69,345	\$714,994
Quality of Life	\$0	\$1,631,804	\$1,307,016	\$189,916	\$181,965	\$3,310,701
<b>Total (Comprehensive Cost)</b>	<b>\$0</b>	<b>\$1,942,942</b>	<b>\$1,597,824</b>	<b>\$233,619</b>	<b>\$251,310</b>	<b>\$4,025,695</b>

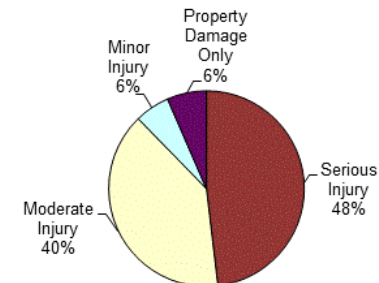
Non-motorcyclist Victim Costs in Motorcycle Crashes in Gratiot County (2021 dollars)						
	Fatal	Serious Injury	Moderate Injury	Minor Injury	Property Damage Only	Total
Medical Care	\$0	\$0	\$0	\$0	\$0	\$0
Work Loss	\$0	\$0	\$0	\$0	\$246	\$246
Public Services	\$0	\$0	\$0	\$0	\$50	\$50
Adjudication	\$0	\$0	\$0	\$0	\$0	\$0
Insurance Administration	\$0	\$0	\$0	\$0	\$868	\$868
Congestion & Environmental	\$0	\$0	\$0	\$0	\$3,574	\$3,574
Property Damage & Loss	\$0	\$0	\$0	\$0	\$7,136	\$7,136
Subtotal (Monetary Cost)	\$0	\$0	\$0	\$0	\$11,874	\$11,874
Quality of Life	\$0	\$0	\$0	\$0	\$0	\$0
<b>Total (Comprehensive Cost)</b>	<b>\$0</b>	<b>\$0</b>	<b>\$0</b>	<b>\$0</b>	<b>\$11,874</b>	<b>\$11,874</b>

Costs of Motorcycle Crashes in Gratiot County (2021 dollars)						
	Fatal	Serious Injury	Moderate Injury	Minor Injury	Property Damage Only	Total
Medical Care	\$0	\$80,964	\$56,934	\$8,310	\$7,770	\$153,978
Work Loss	\$0	\$146,558	\$115,092	\$16,801	\$16,151	\$294,602
Public Services	\$0	\$678	\$1,158	\$185	\$475	\$2,496
Adjudication	\$0	\$30,532	\$23,130	\$3,378	\$3,165	\$60,205
Insurance Administration	\$0	\$25,774	\$29,358	\$4,433	\$7,838	\$67,403
Congestion & Environmental	\$0	\$2,736	\$7,968	\$1,328	\$10,229	\$22,261
Property Damage & Loss	\$0	\$23,896	\$57,168	\$9,268	\$35,591	\$125,923
Subtotal (Monetary Cost)	\$0	\$311,138	\$290,808	\$43,703	\$81,219	\$726,868
Quality of Life	\$0	\$1,631,804	\$1,307,016	\$189,916	\$181,965	\$3,310,701
<b>Total (Comprehensive Cost)</b>	<b>\$0</b>	<b>\$1,942,942</b>	<b>\$1,597,824</b>	<b>\$233,619</b>	<b>\$263,184</b>	<b>\$4,037,569</b>

Crash Casualties



Crash Costs





# Gratiot County Bicycle Crashes

Injury Severity	Bicyclist Crash Victims	Bicyclist Victim Costs
Fatal	0	\$0
Serious Injury	2	\$1,869,908
Moderate Injury	1	\$198,046
Minor Injury	0	\$0
Property Damage Only	0	\$0
<b>Total</b>	<b>3</b>	<b>\$2,067,954</b>
Average cost of crash casualty		\$689,318

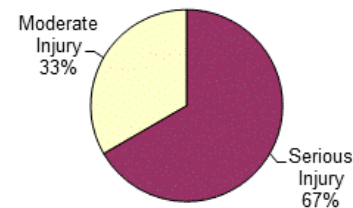
Injury Severity	Non-bicyclist Crash Victims	Non-bicyclist Victim Costs
Fatal	0	\$0
Serious Injury	0	\$0
Moderate Injury	0	\$0
Minor Injury	0	\$0
Property Damage Only	0	\$0
<b>Total</b>	<b>0</b>	<b>\$0</b>
Average cost of crash casualty		\$0

Bicyclist Victim Costs in Bicycle Crashes in Gratiot County (2021 dollars)						
	Fatal	Serious Injury	Moderate Injury	Minor Injury	Property Damage Only	Total
Medical Care	\$0	\$81,056	\$6,899	\$0	\$0	\$87,955
Work Loss	\$0	\$151,724	\$14,235	\$0	\$0	\$165,959
Public Services	\$0	\$676	\$180	\$0	\$0	\$856
Adjudication	\$0	\$30,946	\$2,832	\$0	\$0	\$33,778
Insurance Administration	\$0	\$35,274	\$3,924	\$0	\$0	\$39,198
Congestion & Environmental	\$0	\$2,752	\$1,316	\$0	\$0	\$4,068
Property Damage & Loss	\$0	\$500	\$248	\$0	\$0	\$748
Subtotal (Monetary Cost)	\$0	\$302,928	\$29,634	\$0	\$0	\$332,562
Quality of Life	\$0	\$1,566,980	\$168,412	\$0	\$0	\$1,735,392
<b>Total (Comprehensive Cost)</b>	<b>\$0</b>	<b>\$1,869,908</b>	<b>\$198,046</b>	<b>\$0</b>	<b>\$0</b>	<b>\$2,067,954</b>

Non-bicyclist Victim Costs in Bicycle Crashes in Gratiot County (2021 dollars)						
	Fatal	Serious Injury	Moderate Injury	Minor Injury	Property Damage Only	Total
Medical Care	\$0	\$0	\$0	\$0	\$0	\$0
Work Loss	\$0	\$0	\$0	\$0	\$0	\$0
Public Services	\$0	\$0	\$0	\$0	\$0	\$0
Adjudication	\$0	\$0	\$0	\$0	\$0	\$0
Insurance Administration	\$0	\$0	\$0	\$0	\$0	\$0
Congestion & Environmental	\$0	\$0	\$0	\$0	\$0	\$0
Property Damage & Loss	\$0	\$0	\$0	\$0	\$0	\$0
Subtotal (Monetary Cost)	\$0	\$0	\$0	\$0	\$0	\$0
Quality of Life	\$0	\$0	\$0	\$0	\$0	\$0
<b>Total (Comprehensive Cost)</b>	<b>\$0</b>	<b>\$0</b>	<b>\$0</b>	<b>\$0</b>	<b>\$0</b>	<b>\$0</b>

Costs of Bicycle Crashes in Gratiot County (2021 dollars)						
	Fatal	Serious Injury	Moderate Injury	Minor Injury	Property Damage Only	Total
Medical Care	\$0	\$81,056	\$6,899	\$0	\$0	\$87,955
Work Loss	\$0	\$151,724	\$14,235	\$0	\$0	\$165,959
Public Services	\$0	\$676	\$180	\$0	\$0	\$856
Adjudication	\$0	\$30,946	\$2,832	\$0	\$0	\$33,778
Insurance Administration	\$0	\$35,274	\$3,924	\$0	\$0	\$39,198
Congestion & Environmental	\$0	\$2,752	\$1,316	\$0	\$0	\$4,068
Property Damage & Loss	\$0	\$500	\$248	\$0	\$0	\$748
Subtotal (Monetary Cost)	\$0	\$302,928	\$29,634	\$0	\$0	\$332,562
Quality of Life	\$0	\$1,566,980	\$168,412	\$0	\$0	\$1,735,392
<b>Total (Comprehensive Cost)</b>	<b>\$0</b>	<b>\$1,869,908</b>	<b>\$198,046</b>	<b>\$0</b>	<b>\$0</b>	<b>\$2,067,954</b>

Crash Casualties



Crash Costs



# Gratiot County Pedestrian Crashes

Injury Severity	Pedestrian Crash Victims	Pedestrian Victim Costs
Fatal	2	\$19,468,702
Serious Injury	2	\$2,127,598
Moderate Injury	3	\$739,830
Minor Injury	1	\$155,602
Property Damage Only	0	\$0
<b>Total</b>	<b>8</b>	<b>\$22,491,732</b>
Average cost of crash casualty	\$2,811,467	

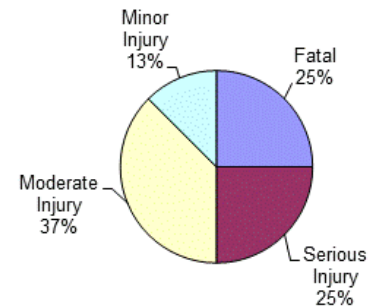
Injury Severity	Non-pedestrian Crash Victims	Non-pedestrian Victim Costs
Fatal	0	\$0
Serious Injury	0	\$0
Moderate Injury	0	\$0
Minor Injury	0	\$0
Property Damage Only	0	\$0
<b>Total</b>	<b>0</b>	<b>\$0</b>
Average cost of crash casualty	\$0	

Pedestrian Victim Costs in Pedestrian Crashes in Gratiot County (2021 dollars)						
	Fatal	Serious Injury	Moderate Injury	Minor Injury	Property Damage Only	Total
Medical Care	\$45,214	\$96,594	\$27,399	\$5,464	\$0	\$174,671
Work Loss	\$2,374,362	\$155,850	\$46,596	\$8,950	\$0	\$2,585,758
Public Services	\$2,180	\$676	\$540	\$155	\$0	\$3,551
Adjudication	\$259,258	\$33,866	\$9,936	\$1,934	\$0	\$304,994
Insurance Administration	\$97,188	\$38,896	\$13,542	\$2,729	\$0	\$152,355
Congestion & Environmental	\$14,664	\$2,752	\$3,948	\$1,258	\$0	\$22,622
Subtotal (Monetary Cost)	\$2,792,866	\$328,634	\$101,961	\$20,490	\$0	\$3,243,951
Quality of Life	\$16,675,836	\$1,798,964	\$637,869	\$135,112	\$0	\$19,247,781
<b>Total (Comprehensive Cost)</b>	<b>\$19,468,702</b>	<b>\$2,127,598</b>	<b>\$739,830</b>	<b>\$155,602</b>	<b>\$0</b>	<b>\$22,491,732</b>

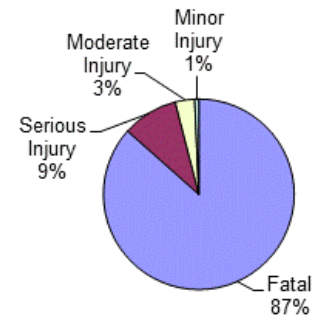
Non-pedestrian Victim in Pedestrian Crashes in Gratiot County (2021 dollars)						
	Fatal	Serious Injury	Moderate Injury	Minor Injury	Property Damage Only	Total
Medical Care	\$0	\$0	\$0	\$0	\$0	\$0
Work Loss	\$0	\$0	\$0	\$0	\$0	\$0
Public Services	\$0	\$0	\$0	\$0	\$0	\$0
Adjudication	\$0	\$0	\$0	\$0	\$0	\$0
Insurance Administration	\$0	\$0	\$0	\$0	\$0	\$0
Congestion & Environmental	\$0	\$0	\$0	\$0	\$0	\$0
Subtotal (Monetary Cost)	\$0	\$0	\$0	\$0	\$0	\$0
Quality of Life	\$0	\$0	\$0	\$0	\$0	\$0
<b>Total (Comprehensive Cost)</b>	<b>\$0</b>	<b>\$0</b>	<b>\$0</b>	<b>\$0</b>	<b>\$0</b>	<b>\$0</b>

Costs of Pedestrian Crashes in Gratiot County (2021 dollars)						
	Fatal	Serious Injury	Moderate Injury	Minor Injury	Property Damage Only	Total
Medical Care	\$45,214	\$96,594	\$27,399	\$5,464	\$0	\$174,671
Work Loss	\$2,374,362	\$155,850	\$46,596	\$8,950	\$0	\$2,585,758
Public Services	\$2,180	\$676	\$540	\$155	\$0	\$3,551
Adjudication	\$259,258	\$33,866	\$9,936	\$1,934	\$0	\$304,994
Insurance Administration	\$97,188	\$38,896	\$13,542	\$2,729	\$0	\$152,355
Congestion & Environmental	\$14,664	\$2,752	\$3,948	\$1,258	\$0	\$22,622
Subtotal (Monetary Cost)	\$2,792,866	\$328,634	\$101,961	\$20,490	\$0	\$3,243,951
Quality of Life	\$16,675,836	\$1,798,964	\$637,869	\$135,112	\$0	\$19,247,781
<b>Total (Comprehensive Cost)</b>	<b>\$19,468,702</b>	<b>\$2,127,598</b>	<b>\$739,830</b>	<b>\$155,602</b>	<b>\$0</b>	<b>\$22,491,732</b>

Crash Casualties



Crash Costs



# Hillsdale County Traffic Crashes and Crime

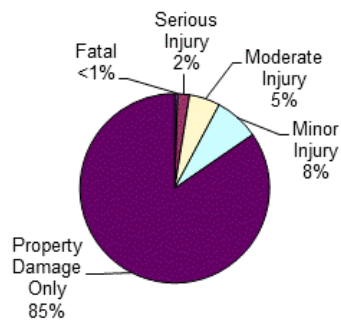
Crash Casualty Severity	Crash Casualties	Crash Costs
Fatal	11	\$114,340,413
Serious Injury	45	\$42,108,480
Moderate Injury	117	\$22,748,661
Minor Injury	169	\$17,016,610
Property Damage Only	1,879	\$16,815,171
<b>Total</b>	<b>2,221</b>	<b>\$213,029,335</b>
Average cost of crash casualty		\$95,916

Index Crime Category	Number of Crimes	Crime Costs
Murder	0	\$0
Rape	49	\$27,709,647
Aggravated Assault	99	\$4,608,252
Robbery	1	\$46,482
Larceny	307	\$1,314,267
Burglary	107	\$455,927
Motor Vehicle Theft	64	\$659,264
<b>Total</b>	<b>627</b>	<b>\$34,793,839</b>
Average cost of index crime		\$55,493

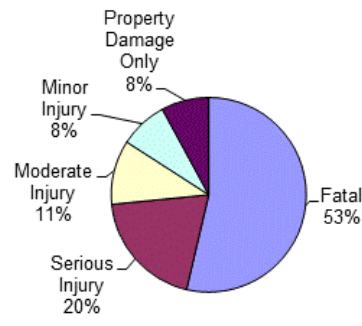
Costs of Crashes in Hillsdale County (2021 dollars)						
	Fatal	Serious Injury	Moderate Injury	Minor Injury	Property Damage Only	Total
Medical Care	\$186,560	\$1,803,555	\$823,797	\$609,414	\$345,736	\$3,769,062
Work Loss	\$14,377,561	\$3,104,100	\$1,539,720	\$1,096,641	\$760,995	\$20,879,017
Public Services	\$11,990	\$14,985	\$19,656	\$20,280	\$90,192	\$157,103
Adjudication & Sanctioning	\$1,425,919	\$657,180	\$316,602	\$227,474	\$120,256	\$2,747,431
Insurance Administration	\$377,157	\$561,105	\$452,439	\$384,813	\$717,778	\$2,493,292
Congestion & Environmental	\$80,652	\$81,225	\$207,558	\$300,144	\$3,354,015	\$4,023,594
Property Damage & Loss	\$171,688	\$559,440	\$1,088,334	\$1,178,099	\$4,635,493	\$7,633,054
<b>Subtotal (Monetary Cost)</b>	<b>\$16,631,527</b>	<b>\$6,781,590</b>	<b>\$4,448,106</b>	<b>\$3,816,865</b>	<b>\$10,024,465</b>	<b>\$41,702,553</b>
Quality of Life	\$97,708,886	\$35,326,890	\$18,300,555	\$13,199,745	\$6,790,706	\$171,326,782
<b>Total (Comprehensive Cost)</b>	<b>\$114,340,413</b>	<b>\$42,108,480</b>	<b>\$22,748,661</b>	<b>\$17,016,610</b>	<b>\$16,815,171</b>	<b>\$213,029,335</b>

Costs of Index Crimes in Hillsdale County (2021 dollars)								
	Murder	Rape	Aggravated Assault	Robbery	Larceny	Burglary	Motor Vehicle Theft	Total
Medical Care	\$0	\$165,326	\$209,385	\$1,983	\$0	\$0	\$0	\$376,694
Mental Health	\$0	\$322,665	\$40,392	\$199	\$0	\$0	\$0	\$363,256
Work Loss	\$0	\$349,223	\$225,324	\$4,606	\$9,517	\$4,173	\$7,488	\$600,331
Public Services	\$0	\$37,289	\$241,461	\$792	\$161,789	\$38,734	\$29,120	\$509,185
Adjudication & Sanctioning	\$0	\$2,216,662	\$593,505	\$14,497	\$796,665	\$82,497	\$127,360	\$3,831,186
Property Damage & Loss	\$0	\$9,261	\$8,316	\$1,377	\$346,296	\$330,523	\$495,296	\$1,191,069
<b>Subtotal (Monetary Cost)</b>	<b>\$0</b>	<b>\$3,100,426</b>	<b>\$1,318,383</b>	<b>\$23,454</b>	<b>\$1,314,267</b>	<b>\$455,927</b>	<b>\$659,264</b>	<b>\$6,871,721</b>
Quality of Life	\$0	\$24,609,221	\$3,289,869	\$23,028	\$0	\$0	\$0	\$27,922,118
<b>Total (Comprehensive Costs)</b>	<b>\$0</b>	<b>\$27,709,647</b>	<b>\$4,608,252</b>	<b>\$46,482</b>	<b>\$1,314,267</b>	<b>\$455,927</b>	<b>\$659,264</b>	<b>\$34,793,839</b>

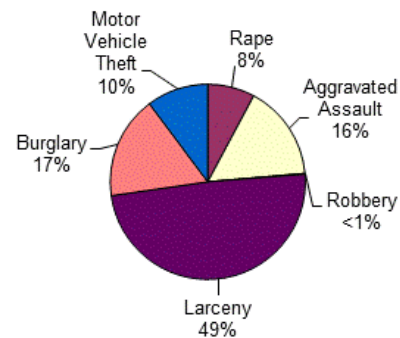
Crash Casualties



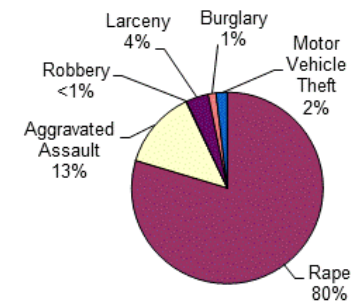
Crash Costs



Index Crimes



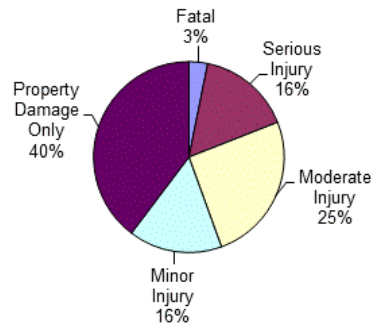
Index Crime Costs



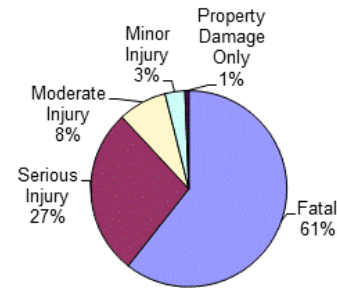
# Hillsdale County Alcohol-Involved Crashes

Crash Casualty Severity	Crash Casualties	Crash Costs
Fatal	2	\$23,019,900
Serious Injury	10	\$10,418,740
Moderate Injury	16	\$3,051,938
Minor Injury	10	\$1,245,495
Property Damage Only	25	\$236,850
<b>Total</b>	<b>63</b>	<b>\$37,972,923</b>
Average cost of crash casualty		\$602,745

Crash Casualties



Crash Costs

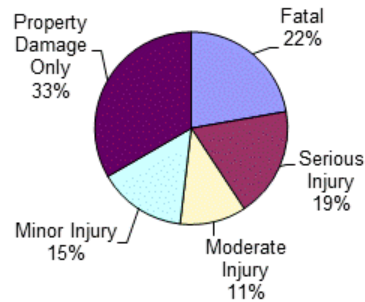


Costs of Alcohol-Involved Crashes in Hillsdale County (2021 dollars)						
	Fatal	Serious Injury	Moderate Injury	Minor Injury	Property Damage Only	Total
Medical Care	\$33,920	\$446,440	\$104,736	\$43,160	\$5,250	\$633,506
Work Loss	\$3,129,522	\$749,990	\$197,424	\$76,470	\$10,925	\$4,164,331
Public Services	\$2,180	\$3,430	\$2,656	\$1,290	\$1,225	\$10,781
Adjudication & Sanctioning	\$259,258	\$166,000	\$43,984	\$17,050	\$2,050	\$488,342
Insurance Administration	\$68,574	\$137,210	\$69,536	\$29,820	\$10,875	\$316,015
Congestion & Environmental	\$14,664	\$18,070	\$17,730	\$44,325	\$44,625	\$139,414
Property Damage & Loss	\$31,216	\$126,000	\$150,496	\$77,940	\$63,750	\$449,402
<b>Subtotal (Monetary Cost)</b>	<b>\$3,539,334</b>	<b>\$1,647,140</b>	<b>\$586,562</b>	<b>\$290,055</b>	<b>\$138,700</b>	<b>\$6,201,791</b>
Quality of Life	\$19,480,566	\$8,771,600	\$2,465,376	\$955,440	\$98,150	\$31,771,132
<b>Total (Comprehensive Cost)</b>	<b>\$23,019,900</b>	<b>\$10,418,740</b>	<b>\$3,051,938</b>	<b>\$1,245,495</b>	<b>\$236,850</b>	<b>\$37,972,923</b>

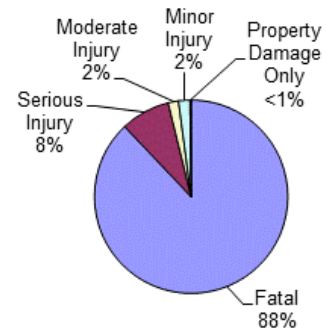
# Hillsdale County Drug-Involved Crashes

Crash Casualty Severity	Crash Casualties	Crash Costs
Fatal	6	\$69,059,700
Serious Injury	5	\$6,489,110
Moderate Injury	3	\$1,352,361
Minor Injury	4	\$1,500,948
Property Damage Only	9	\$142,893
<b>Total</b>	<b>27</b>	<b>\$78,545,012</b>
Average cost of crash casualty	\$2,909,075	

Crash Casualties



Crash Costs

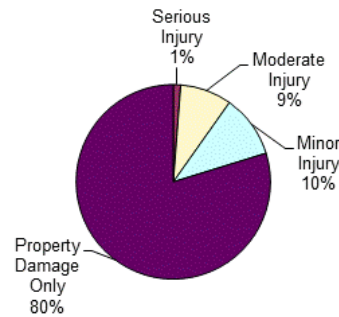


Costs of Drug-Involved Crashes in Hillsdale County (2021 dollars)						
	Fatal	Serious Injury	Moderate Injury	Minor Injury	Property Damage Only	Total
Medical Care	\$101,760	\$271,330	\$49,428	\$54,636	\$3,753	\$480,907
Work Loss	\$9,388,566	\$462,295	\$94,518	\$102,512	\$7,758	\$10,055,649
Public Services	\$6,540	\$1,940	\$675	\$776	\$477	\$10,408
Adjudication & Sanctioning	\$777,774	\$101,145	\$20,244	\$22,156	\$1,584	\$922,903
Insurance Administration	\$205,722	\$84,710	\$23,322	\$25,948	\$5,067	\$344,769
Congestion & Environmental	\$43,992	\$9,080	\$5,352	\$7,140	\$16,065	\$81,629
Property Damage & Loss	\$93,648	\$68,040	\$31,875	\$36,808	\$24,453	\$254,824
<b>Subtotal (Monetary Cost)</b>	<b>\$10,618,002</b>	<b>\$998,540</b>	<b>\$225,414</b>	<b>\$249,976</b>	<b>\$59,157</b>	<b>\$12,151,089</b>
Quality of Life	\$58,441,698	\$5,490,570	\$1,126,947	\$1,250,972	\$83,736	\$66,393,923
<b>Total (Comprehensive Cost)</b>	<b>\$69,059,700</b>	<b>\$6,489,110</b>	<b>\$1,352,361</b>	<b>\$1,500,948</b>	<b>\$142,893</b>	<b>\$78,545,012</b>

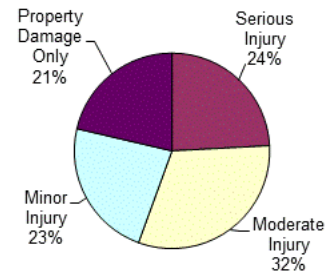
# Hillsdale County Young Driver Crashes (<21)

Crash Casualty Severity	Crash Casualties	Crash Costs
Fatal	0	\$0
Serious Injury	4	\$3,004,908
Moderate Injury	28	\$3,908,268
Minor Injury	34	\$2,868,716
Property Damage Only	260	\$2,656,940
<b>Total</b>	<b>326</b>	<b>\$12,438,832</b>
Average cost of crash casualty		\$38,156

Crash Casualties



Crash Costs

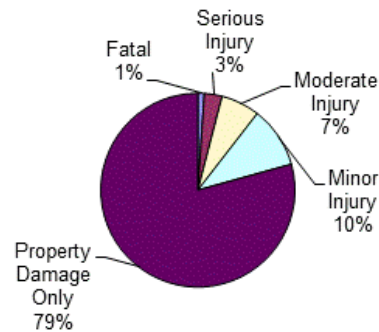


Costs of Young Driver Crashes in Hillsdale County (2021 dollars)						
	Fatal	Serious Injury	Moderate Injury	Minor Injury	Property Damage Only	Total
Medical Care	\$0	\$126,784	\$134,624	\$106,522	\$60,840	\$428,770
Work Loss	\$0	\$216,028	\$258,552	\$188,054	\$123,240	\$785,874
Public Services	\$0	\$1,184	\$4,452	\$4,114	\$13,260	\$23,010
Adjudication	\$0	\$45,916	\$52,724	\$39,304	\$20,800	\$158,744
Insurance Administration	\$0	\$41,232	\$89,096	\$71,094	\$111,540	\$312,962
Congestion & Environmental	\$0	\$7,196	\$49,644	\$60,282	\$464,100	\$581,222
Property Damage & Loss	\$0	\$46,684	\$254,156	\$246,364	\$693,160	\$1,240,364
<b>Subtotal (Monetary Cost)</b>	<b>\$0</b>	<b>\$485,024</b>	<b>\$843,248</b>	<b>\$715,734</b>	<b>\$1,486,940</b>	<b>\$3,530,946</b>
Quality of Life	\$0	\$2,519,884	\$3,065,020	\$2,152,982	\$1,170,000	\$8,907,886
<b>Total (Comprehensive Cost)</b>	<b>\$0</b>	<b>\$3,004,908</b>	<b>\$3,908,268</b>	<b>\$2,868,716</b>	<b>\$2,656,940</b>	<b>\$12,438,832</b>

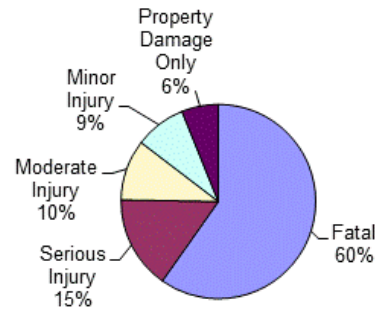
# Hillsdale County Older Driver Crashes (65+)

Crash Casualty Severity	Crash Casualties	Crash Costs
Fatal	4	\$41,578,332
Serious Injury	11	\$10,793,398
Moderate Injury	24	\$7,039,776
Minor Injury	38	\$5,926,366
Property Damage Only	295	\$4,237,675
<b>Total</b>	<b>372</b>	<b>\$69,575,547</b>
Average cost of crash casualty	\$187,031	

Crash Casualties



Crash Costs

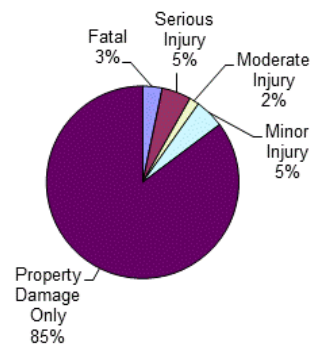


Costs of Older Driver Crashes in Hillsdale County (2021 dollars)						
	Fatal	Serious Injury	Moderate Injury	Minor Injury	Property Damage Only	Total
Medical Care	\$67,840	\$451,770	\$254,304	\$213,218	\$115,345	\$1,102,477
Work Loss	\$5,228,204	\$782,199	\$484,224	\$397,404	\$216,825	\$7,108,856
Public Services	\$4,360	\$3,729	\$4,560	\$5,282	\$15,930	\$33,861
Adjudication	\$518,516	\$165,176	\$98,880	\$81,586	\$40,120	\$904,278
Insurance Administration	\$137,148	\$146,080	\$124,920	\$117,952	\$151,630	\$677,730
Congestion & Environmental	\$29,328	\$19,855	\$42,720	\$67,526	\$526,280	\$685,709
Property Damage & Loss	\$62,432	\$143,165	\$231,432	\$290,472	\$847,240	\$1,574,741
<b>Subtotal (Monetary Cost)</b>	<b>\$6,047,828</b>	<b>\$1,711,974</b>	<b>\$1,241,040</b>	<b>\$1,173,440</b>	<b>\$1,913,370</b>	<b>\$12,087,652</b>
Quality of Life	\$35,530,504	\$9,081,424	\$5,798,736	\$4,752,926	\$2,324,305	\$57,487,895
<b>Total (Comprehensive Cost)</b>	<b>\$41,578,332</b>	<b>\$10,793,398</b>	<b>\$7,039,776</b>	<b>\$5,926,366</b>	<b>\$4,237,675</b>	<b>\$69,575,547</b>

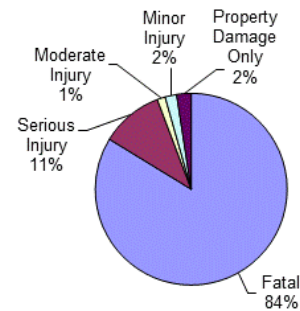
# Hillsdale County Medium/Large Truck Crashes

Crash Casualty Severity	Crash Casualties	Crash Costs
Fatal	2	\$20,864,934
Serious Injury	3	\$2,619,420
Moderate Injury	1	\$339,744
Minor Injury	3	\$485,952
Property Damage Only	52	\$608,140
<b>Total</b>	<b>61</b>	<b>\$24,918,190</b>
Average cost of crash casualty		\$408,495

Crash Casualties



Crash Costs



Costs of Medium/Large Truck Crashes in Hillsdale County (2021 dollars)						
	Fatal	Serious Injury	Moderate Injury	Minor Injury	Property Damage Only	Total
Medical Care	\$64,676	\$121,443	\$17,265	\$23,751	\$18,876	\$246,011
Work Loss	\$2,614,102	\$376,182	\$53,378	\$68,496	\$151,476	\$3,263,634
Public Services	\$2,192	\$963	\$175	\$576	\$2,444	\$6,350
Adjudication	\$283,740	\$43,533	\$2,834	\$4,506	\$8,268	\$342,881
Insurance Administration	\$68,080	\$34,197	\$3,650	\$6,690	\$28,496	\$141,113
Congestion & Environmental	\$15,166	\$5,601	\$1,835	\$5,511	\$96,044	\$124,157
Property Damage & Loss	\$51,726	\$32,169	\$8,213	\$18,765	\$149,760	\$260,633
<b>Subtotal (Monetary Cost)</b>	<b>\$3,099,682</b>	<b>\$614,088</b>	<b>\$87,350</b>	<b>\$128,295</b>	<b>\$455,364</b>	<b>\$4,384,779</b>
Quality of Life	\$17,765,252	\$2,005,332	\$252,394	\$357,657	\$152,776	\$20,533,411
<b>Total (Comprehensive Cost)</b>	<b>\$20,864,934</b>	<b>\$2,619,420</b>	<b>\$339,744</b>	<b>\$485,952</b>	<b>\$608,140</b>	<b>\$24,918,190</b>



# Hillsdale County Motorcycle Crashes

Injury Severity	Motorcyclist Crash Victims	Motorcyclist Victim Costs
Fatal	1	\$10,729,068
Serious Injury	3	\$2,914,413
Moderate Injury	10	\$2,663,040
Minor Injury	4	\$934,476
Property Damage Only	4	\$201,048
<b>Total</b>	<b>22</b>	<b>\$17,442,045</b>
Average cost of crash casualty		\$792,820

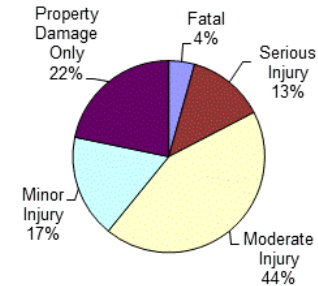
Injury Severity	Non-motorcyclist Crash Victims	Non-motorcyclist Victim Costs
Fatal	0	\$0
Serious Injury	0	\$0
Moderate Injury	0	\$0
Minor Injury	0	\$0
Property Damage Only	1	\$5,937
<b>Total</b>	<b>1</b>	<b>\$5,937</b>
Average cost of crash casualty		\$5,937

Motorcyclist Victim Costs in Motorcycle Crashes in Hillsdale County (2021 dollars)						
	Fatal	Serious Injury	Moderate Injury	Minor Injury	Property Damage Only	Total
Medical Care	\$19,680	\$121,446	\$94,890	\$33,240	\$6,216	\$275,472
Work Loss	\$1,477,877	\$219,837	\$191,820	\$67,204	\$12,724	\$1,969,462
Public Services	\$1,090	\$1,017	\$1,930	\$740	\$340	\$5,117
Adjudication	\$129,629	\$45,798	\$38,550	\$13,512	\$2,532	\$230,021
Insurance Administration	\$32,488	\$38,661	\$48,930	\$17,732	\$5,576	\$143,387
Congestion & Environmental	\$7,332	\$4,104	\$13,280	\$5,312	\$5,324	\$35,352
Property Damage & Loss	\$22,303	\$35,844	\$95,280	\$37,072	\$22,764	\$213,263
Subtotal (Monetary Cost)	\$1,690,399	\$466,707	\$484,680	\$174,812	\$55,476	\$2,872,074
Quality of Life	\$9,038,669	\$2,447,706	\$2,178,360	\$759,664	\$145,572	\$14,569,971
<b>Total (Comprehensive Cost)</b>	<b>\$10,729,068</b>	<b>\$2,914,413</b>	<b>\$2,663,040</b>	<b>\$934,476</b>	<b>\$201,048</b>	<b>\$17,442,045</b>

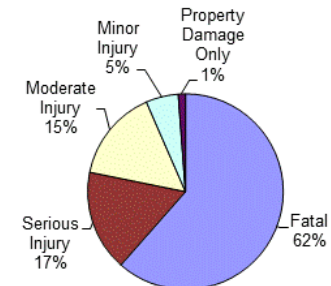
Non-motorcyclist Victim Costs in Motorcycle Crashes in Hillsdale County (2021 dollars)						
	Fatal	Serious Injury	Moderate Injury	Minor Injury	Property Damage Only	Total
Medical Care	\$0	\$0	\$0	\$0	\$0	\$0
Work Loss	\$0	\$0	\$0	\$0	\$123	\$123
Public Services	\$0	\$0	\$0	\$0	\$25	\$25
Adjudication	\$0	\$0	\$0	\$0	\$0	\$0
Insurance Administration	\$0	\$0	\$0	\$0	\$434	\$434
Congestion & Environmental	\$0	\$0	\$0	\$0	\$1,787	\$1,787
Property Damage & Loss	\$0	\$0	\$0	\$0	\$3,568	\$3,568
Subtotal (Monetary Cost)	\$0	\$0	\$0	\$0	\$5,937	\$5,937
Quality of Life	\$0	\$0	\$0	\$0	\$0	\$0
<b>Total (Comprehensive Cost)</b>	<b>\$0</b>	<b>\$0</b>	<b>\$0</b>	<b>\$0</b>	<b>\$5,937</b>	<b>\$5,937</b>

Costs of Motorcycle Crashes in Hillsdale County (2021 dollars)						
	Fatal	Serious Injury	Moderate Injury	Minor Injury	Property Damage Only	Total
Medical Care	\$19,680	\$121,446	\$94,890	\$33,240	\$6,216	\$275,472
Work Loss	\$1,477,877	\$219,837	\$191,820	\$67,204	\$12,847	\$1,969,585
Public Services	\$1,090	\$1,017	\$1,930	\$740	\$365	\$5,142
Adjudication	\$129,629	\$45,798	\$38,550	\$13,512	\$2,532	\$230,021
Insurance Administration	\$32,488	\$38,661	\$48,930	\$17,732	\$6,010	\$143,821
Congestion & Environmental	\$7,332	\$4,104	\$13,280	\$5,312	\$7,111	\$37,139
Property Damage & Loss	\$22,303	\$35,844	\$95,280	\$37,072	\$26,332	\$216,831
Subtotal (Monetary Cost)	\$1,690,399	\$466,707	\$484,680	\$174,812	\$61,413	\$2,878,011
Quality of Life	\$9,038,669	\$2,447,706	\$2,178,360	\$759,664	\$145,572	\$14,569,971
<b>Total (Comprehensive Cost)</b>	<b>\$10,729,068</b>	<b>\$2,914,413</b>	<b>\$2,663,040</b>	<b>\$934,476</b>	<b>\$206,985</b>	<b>\$17,447,982</b>

Crash Casualties



Crash Costs



# Hillsdale County Bicycle Crashes

Injury Severity	Bicyclist Crash Victims	Bicyclist Victim Costs
Fatal	0	\$0
Serious Injury	0	\$0
Moderate Injury	0	\$0
Minor Injury	1	\$126,892
Property Damage Only	0	\$0
<b>Total</b>	<b>1</b>	<b>\$126,892</b>
Average cost of crash casualty		\$126,892

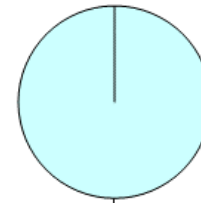
Injury Severity	Non-bicyclist Crash Victims	Non-bicyclist Victim Costs
Fatal	0	\$0
Serious Injury	0	\$0
Moderate Injury	0	\$0
Minor Injury	0	\$0
Property Damage Only	0	\$0
<b>Total</b>	<b>0</b>	<b>\$0</b>
Average cost of crash casualty		\$0

Bicyclist Victim Costs in Bicycle Crashes in Hillsdale County (2021 dollars)						
	Fatal	Serious Injury	Moderate Injury	Minor Injury	Property Damage Only	Total
Medical Care	\$0	\$0	\$0	\$4,272	\$0	\$4,272
Work Loss	\$0	\$0	\$0	\$8,351	\$0	\$8,351
Public Services	\$0	\$0	\$0	\$155	\$0	\$155
Adjudication	\$0	\$0	\$0	\$1,692	\$0	\$1,692
Insurance Administration	\$0	\$0	\$0	\$2,437	\$0	\$2,437
Congestion & Environmental	\$0	\$0	\$0	\$1,258	\$0	\$1,258
Property Damage & Loss	\$0	\$0	\$0	\$238	\$0	\$238
Subtotal (Monetary Cost)	\$0	\$0	\$0	\$18,403	\$0	\$18,403
Quality of Life	\$0	\$0	\$0	\$108,489	\$0	\$108,489
<b>Total (Comprehensive Cost)</b>	<b>\$0</b>	<b>\$0</b>	<b>\$0</b>	<b>\$126,892</b>	<b>\$0</b>	<b>\$126,892</b>

Non-bicyclist Victim Costs in Bicycle Crashes in Hillsdale County (2021 dollars)						
	Fatal	Serious Injury	Moderate Injury	Minor Injury	Property Damage Only	Total
Medical Care	\$0	\$0	\$0	\$0	\$0	\$0
Work Loss	\$0	\$0	\$0	\$0	\$0	\$0
Public Services	\$0	\$0	\$0	\$0	\$0	\$0
Adjudication	\$0	\$0	\$0	\$0	\$0	\$0
Insurance Administration	\$0	\$0	\$0	\$0	\$0	\$0
Congestion & Environmental	\$0	\$0	\$0	\$0	\$0	\$0
Property Damage & Loss	\$0	\$0	\$0	\$0	\$0	\$0
Subtotal (Monetary Cost)	\$0	\$0	\$0	\$0	\$0	\$0
Quality of Life	\$0	\$0	\$0	\$0	\$0	\$0
<b>Total (Comprehensive Cost)</b>	<b>\$0</b>	<b>\$0</b>	<b>\$0</b>	<b>\$0</b>	<b>\$0</b>	<b>\$0</b>

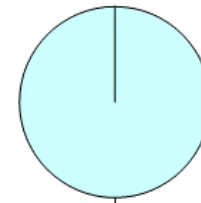
Costs of Bicycle Crashes in Hillsdale County (2021 dollars)						
	Fatal	Serious Injury	Moderate Injury	Minor Injury	Property Damage Only	Total
Medical Care	\$0	\$0	\$0	\$4,272	\$0	\$4,272
Work Loss	\$0	\$0	\$0	\$8,351	\$0	\$8,351
Public Services	\$0	\$0	\$0	\$155	\$0	\$155
Adjudication	\$0	\$0	\$0	\$1,692	\$0	\$1,692
Insurance Administration	\$0	\$0	\$0	\$2,437	\$0	\$2,437
Congestion & Environmental	\$0	\$0	\$0	\$1,258	\$0	\$1,258
Property Damage & Loss	\$0	\$0	\$0	\$238	\$0	\$238
Subtotal (Monetary Cost)	\$0	\$0	\$0	\$18,403	\$0	\$18,403
Quality of Life	\$0	\$0	\$0	\$108,489	\$0	\$108,489
<b>Total (Comprehensive Cost)</b>	<b>\$0</b>	<b>\$0</b>	<b>\$0</b>	<b>\$126,892</b>	<b>\$0</b>	<b>\$126,892</b>

Crash Casualties



Minor Injury  
100%

Crash Costs



Minor Injury  
100%

# Hillsdale County Pedestrian Crashes

Injury Severity	Pedestrian Crash Victims	Pedestrian Victim Costs
Fatal	1	\$9,734,351
Serious Injury	2	\$2,127,598
Moderate Injury	6	\$1,479,660
Minor Injury	0	\$0
Property Damage Only	1	\$15,928
<b>Total</b>	<b>10</b>	<b>\$13,357,537</b>
Average cost of crash casualty		\$1,335,754

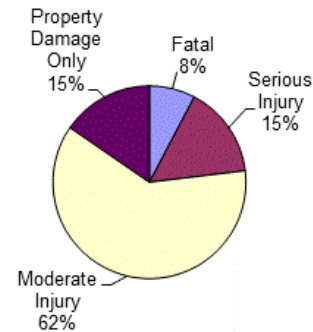
Injury Severity	Non-pedestrian Crash Victims	Non-pedestrian Victim Costs
Fatal	0	\$0
Serious Injury	0	\$0
Moderate Injury	2	\$370,262
Minor Injury	0	\$0
Property Damage Only	1	\$6,482
<b>Total</b>	<b>3</b>	<b>\$376,744</b>
Average cost of crash casualty		\$125,581

Pedestrian Victim Costs in Pedestrian Crashes in Hillsdale County (2021 dollars)						
	Fatal	Serious Injury	Moderate Injury	Minor Injury	Property Damage Only	Total
Medical Care	\$22,607	\$96,594	\$54,798	\$0	\$558	\$174,557
Work Loss	\$1,187,181	\$155,850	\$93,192	\$0	\$836	\$1,437,059
Public Services	\$1,090	\$676	\$1,080	\$0	\$21	\$2,867
Adjudication	\$129,629	\$33,866	\$19,872	\$0	\$187	\$183,554
Insurance Administration	\$48,594	\$38,896	\$27,084	\$0	\$261	\$114,835
Congestion & Environmental	\$7,332	\$2,752	\$7,896	\$0	\$178	\$18,158
Subtotal (Monetary Cost)	\$1,396,433	\$328,634	\$203,922	\$0	\$2,041	\$1,931,030
Quality of Life	\$8,337,918	\$1,798,964	\$1,275,738	\$0	\$13,887	\$11,426,507
<b>Total (Comprehensive Cost)</b>	<b>\$9,734,351</b>	<b>\$2,127,598</b>	<b>\$1,479,660</b>	<b>\$0</b>	<b>\$15,928</b>	<b>\$13,357,537</b>

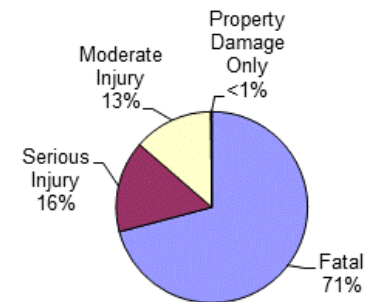
Non-pedestrian Victim in Pedestrian Crashes in Hillsdale County (2021 dollars)						
	Fatal	Serious Injury	Moderate Injury	Minor Injury	Property Damage Only	Total
Medical Care	\$0	\$0	\$14,082	\$0	\$184	\$14,266
Work Loss	\$0	\$0	\$26,320	\$0	\$405	\$26,725
Public Services	\$0	\$0	\$336	\$0	\$48	\$384
Adjudication	\$0	\$0	\$5,412	\$0	\$64	\$5,476
Insurance Administration	\$0	\$0	\$7,734	\$0	\$382	\$8,116
Congestion & Environmental	\$0	\$0	\$3,548	\$0	\$1,785	\$5,333
Subtotal (Monetary Cost)	\$0	\$0	\$57,432	\$0	\$2,868	\$60,300
Quality of Life	\$0	\$0	\$312,830	\$0	\$3,614	\$316,444
<b>Total (Comprehensive Cost)</b>	<b>\$0</b>	<b>\$0</b>	<b>\$370,262</b>	<b>\$0</b>	<b>\$6,482</b>	<b>\$376,744</b>

Costs of Pedestrian Crashes in Hillsdale County (2021 dollars)						
	Fatal	Serious Injury	Moderate Injury	Minor Injury	Property Damage Only	Total
Medical Care	\$22,607	\$96,594	\$68,880	\$0	\$742	\$188,823
Work Loss	\$1,187,181	\$155,850	\$119,512	\$0	\$1,241	\$1,463,784
Public Services	\$1,090	\$676	\$1,416	\$0	\$69	\$3,251
Adjudication	\$129,629	\$33,866	\$25,284	\$0	\$251	\$189,030
Insurance Administration	\$48,594	\$38,896	\$34,818	\$0	\$643	\$122,951
Congestion & Environmental	\$7,332	\$2,752	\$11,444	\$0	\$1,963	\$23,491
Subtotal (Monetary Cost)	\$1,396,433	\$328,634	\$261,354	\$0	\$4,909	\$1,991,330
Quality of Life	\$8,337,918	\$1,798,964	\$1,588,568	\$0	\$17,501	\$11,742,951
<b>Total (Comprehensive Cost)</b>	<b>\$9,734,351</b>	<b>\$2,127,598</b>	<b>\$1,849,922</b>	<b>\$0</b>	<b>\$22,410</b>	<b>\$13,734,281</b>

Crash Casualties



Crash Costs



# Houghton County Traffic Crashes and Crime

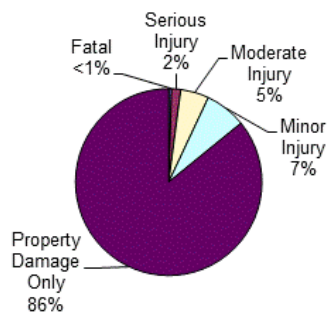
Crash Casualty Severity	Crash Casualties	Crash Costs
Fatal	7	\$72,762,081
Serious Injury	23	\$21,522,112
Moderate Injury	71	\$13,804,743
Minor Injury	103	\$10,371,070
Property Damage Only	1,239	\$11,087,811
<b>Total</b>	<b>1,443</b>	<b>\$129,547,817</b>
Average cost of crash casualty		\$89,777

Index Crime Category	Number of Crimes	Crime Costs
Murder	0	\$0
Rape	11	\$6,220,533
Aggravated Assault	29	\$1,349,892
Robbery	1	\$46,482
Larceny	245	\$1,048,845
Burglary	37	\$157,657
Motor Vehicle Theft	15	\$154,515
<b>Total</b>	<b>338</b>	<b>\$8,977,924</b>
Average cost of index crime		\$26,562

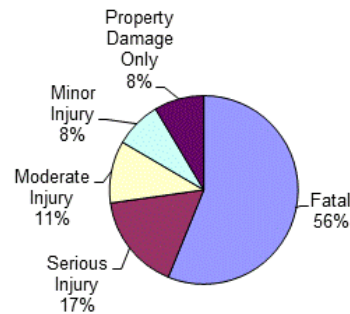
Costs of Crashes in Houghton County (2021 dollars)						
	Fatal	Serious Injury	Moderate Injury	Minor Injury	Property Damage Only	Total
Medical Care	\$118,720	\$921,817	\$499,911	\$371,418	\$227,976	\$2,139,842
Work Loss	\$9,149,357	\$1,586,540	\$934,360	\$668,367	\$501,795	\$12,840,419
Public Services	\$7,630	\$7,659	\$11,928	\$12,360	\$59,472	\$99,049
Adjudication & Sanctioning	\$907,403	\$335,892	\$192,126	\$138,638	\$79,296	\$1,653,355
Insurance Administration	\$240,009	\$286,787	\$274,557	\$234,531	\$473,298	\$1,509,182
Congestion & Environmental	\$51,324	\$41,515	\$125,954	\$182,928	\$2,211,615	\$2,613,336
Property Damage & Loss	\$109,256	\$285,936	\$660,442	\$718,013	\$3,056,613	\$4,830,260
Subtotal (Monetary Cost)	\$10,583,699	\$3,466,146	\$2,699,278	\$2,326,255	\$6,610,065	\$25,685,443
Quality of Life	\$62,178,382	\$18,055,966	\$11,105,465	\$8,044,815	\$4,477,746	\$103,862,374
<b>Total (Comprehensive Cost)</b>	<b>\$72,762,081</b>	<b>\$21,522,112</b>	<b>\$13,804,743</b>	<b>\$10,371,070</b>	<b>\$11,087,811</b>	<b>\$129,547,817</b>

Costs of Index Crimes in Houghton County (2021 dollars)								
	Murder	Rape	Aggravated Assault	Robbery	Larceny	Burglary	Motor Vehicle Theft	Total
Medical Care	\$0	\$37,114	\$61,335	\$1,983	\$0	\$0	\$0	\$100,432
Mental Health	\$0	\$72,435	\$11,832	\$199	\$0	\$0	\$0	\$84,466
Work Loss	\$0	\$78,397	\$66,004	\$4,606	\$7,595	\$1,443	\$1,755	\$159,800
Public Services	\$0	\$8,371	\$70,731	\$792	\$129,115	\$13,394	\$6,825	\$229,228
Adjudication & Sanctioning	\$0	\$497,618	\$173,855	\$14,497	\$635,775	\$28,527	\$29,850	\$1,380,122
Property Damage & Loss	\$0	\$2,079	\$2,436	\$1,377	\$276,360	\$114,293	\$116,085	\$512,630
Subtotal (Monetary Cost)	\$0	\$696,014	\$386,193	\$23,454	\$1,048,845	\$157,657	\$154,515	\$2,466,678
Quality of Life	\$0	\$5,524,519	\$963,699	\$23,028	\$0	\$0	\$0	\$6,511,246
<b>Total (Comprehensive Costs)</b>	<b>\$0</b>	<b>\$6,220,533</b>	<b>\$1,349,892</b>	<b>\$46,482</b>	<b>\$1,048,845</b>	<b>\$157,657</b>	<b>\$154,515</b>	<b>\$8,977,924</b>

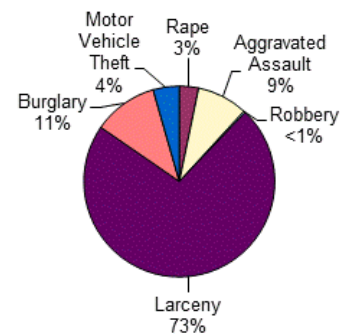
Crash Casualties



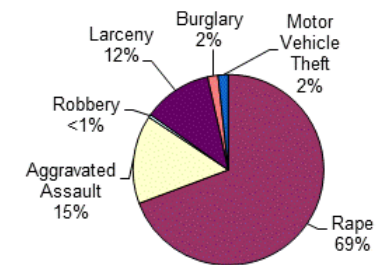
Crash Costs



Index Crimes



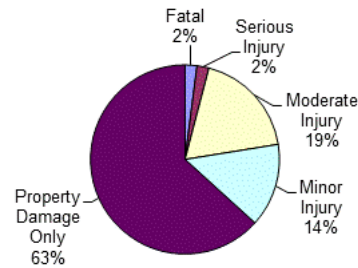
Index Crime Costs



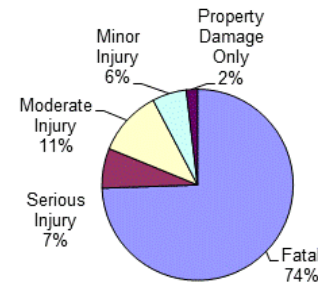
# Houghton County Alcohol-Involved Crashes

Crash Casualty Severity	Crash Casualties	Crash Costs
Fatal	1	\$11,509,950
Serious Injury	1	\$1,041,874
Moderate Injury	9	\$1,719,153
Minor Injury	7	\$895,782
Property Damage Only	31	\$293,694
<b>Total</b>	<b>49</b>	<b>\$15,460,453</b>
Average cost of crash casualty		\$315,519

Crash Casualties



Crash Costs

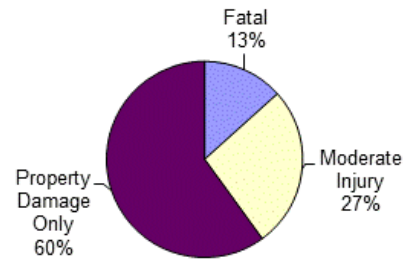


Costs of Alcohol-Involved Crashes in Houghton County (2021 dollars)						
	Fatal	Serious Injury	Moderate Injury	Minor Injury	Property Damage Only	Total
Medical Care	\$16,960	\$44,644	\$58,914	\$30,212	\$6,510	\$157,240
Work Loss	\$1,564,761	\$74,999	\$111,051	\$53,529	\$13,547	\$1,817,887
Public Services	\$1,090	\$343	\$1,494	\$903	\$1,519	\$5,349
Adjudication & Sanctioning	\$129,629	\$16,600	\$24,741	\$11,935	\$2,542	\$185,447
Insurance Administration	\$34,287	\$13,721	\$39,114	\$20,874	\$13,485	\$121,481
Congestion & Environmental	\$7,332	\$1,807	\$12,411	\$54,963	\$55,335	\$131,848
Property Damage & Loss	\$15,608	\$12,600	\$84,654	\$54,558	\$79,050	\$246,470
<b>Subtotal (Monetary Cost)</b>	<b>\$1,769,667</b>	<b>\$164,714</b>	<b>\$332,379</b>	<b>\$226,974</b>	<b>\$171,988</b>	<b>\$2,665,722</b>
Quality of Life	\$9,740,283	\$877,160	\$1,386,774	\$668,808	\$121,706	\$12,794,731
<b>Total (Comprehensive Cost)</b>	<b>\$11,509,950</b>	<b>\$1,041,874</b>	<b>\$1,719,153</b>	<b>\$895,782</b>	<b>\$293,694</b>	<b>\$15,460,453</b>

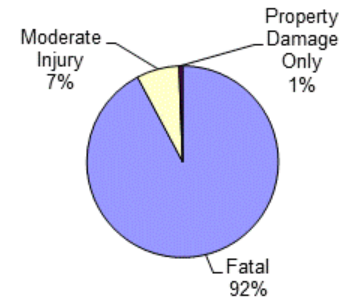
# Houghton County Drug-Involved Crashes

Crash Casualty Severity	Crash Casualties	Crash Costs
Fatal	2	\$23,019,900
Serious Injury	0	\$0
Moderate Injury	4	\$1,803,148
Minor Injury	0	\$0
Property Damage Only	9	\$142,893
<b>Total</b>	<b>15</b>	<b>\$24,965,941</b>
Average cost of crash casualty	\$1,664,396	

Crash Casualties



Crash Costs

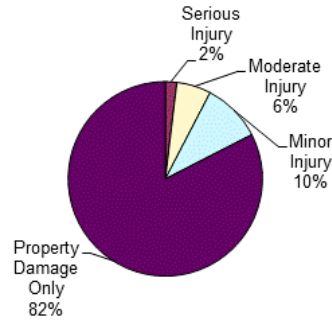


Costs of Drug-Involved Crashes in Houghton County (2021 dollars)						
	Fatal	Serious Injury	Moderate Injury	Minor Injury	Property Damage Only	Total
Medical Care	\$33,920	\$0	\$65,904	\$0	\$3,753	\$103,577
Work Loss	\$3,129,522	\$0	\$126,024	\$0	\$7,758	\$3,263,304
Public Services	\$2,180	\$0	\$900	\$0	\$477	\$3,557
Adjudication & Sanctioning	\$259,258	\$0	\$26,992	\$0	\$1,584	\$287,834
Insurance Administration	\$68,574	\$0	\$31,096	\$0	\$5,067	\$104,737
Congestion & Environmental	\$14,664	\$0	\$7,136	\$0	\$16,065	\$37,865
Property Damage & Loss	\$31,216	\$0	\$42,500	\$0	\$24,453	\$98,169
<b>Subtotal (Monetary Cost)</b>	<b>\$3,539,334</b>	<b>\$0</b>	<b>\$300,552</b>	<b>\$0</b>	<b>\$59,157</b>	<b>\$3,899,043</b>
Quality of Life	\$19,480,566	\$0	\$1,502,596	\$0	\$83,736	\$21,066,898
<b>Total (Comprehensive Cost)</b>	<b>\$23,019,900</b>	<b>\$0</b>	<b>\$1,803,148</b>	<b>\$0</b>	<b>\$142,893</b>	<b>\$24,965,941</b>

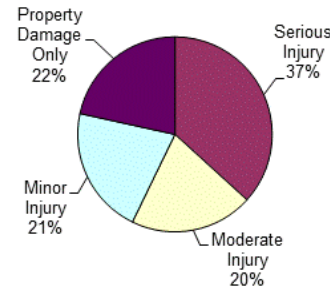
# Houghton County Young Driver Crashes (<21)

Crash Casualty Severity	Crash Casualties	Crash Costs
Fatal	0	\$0
Serious Injury	7	\$5,258,589
Moderate Injury	21	\$2,931,201
Minor Injury	36	\$3,037,464
Property Damage Only	302	\$3,086,138
<b>Total</b>	<b>366</b>	<b>\$14,313,392</b>
Average cost of crash casualty		\$39,108

Crash Casualties



Crash Costs

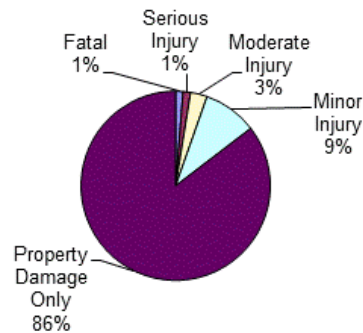


Costs of Young Driver Crashes in Houghton County (2021 dollars)						
	Fatal	Serious Injury	Moderate Injury	Minor Injury	Property Damage Only	Total
Medical Care	\$0	\$221,872	\$100,968	\$112,788	\$70,668	\$506,296
Work Loss	\$0	\$378,049	\$193,914	\$199,116	\$143,148	\$914,227
Public Services	\$0	\$2,072	\$3,339	\$4,356	\$15,402	\$25,169
Adjudication	\$0	\$80,353	\$39,543	\$41,616	\$24,160	\$185,672
Insurance Administration	\$0	\$72,156	\$66,822	\$75,276	\$129,558	\$343,812
Congestion & Environmental	\$0	\$12,593	\$37,233	\$63,828	\$539,070	\$652,724
Property Damage & Loss	\$0	\$81,697	\$190,617	\$260,856	\$805,132	\$1,338,302
<b>Subtotal (Monetary Cost)</b>	<b>\$0</b>	<b>\$848,792</b>	<b>\$632,436</b>	<b>\$757,836</b>	<b>\$1,727,138</b>	<b>\$3,966,202</b>
Quality of Life	\$0	\$4,409,797	\$2,298,765	\$2,279,628	\$1,359,000	\$10,347,190
<b>Total (Comprehensive Cost)</b>	<b>\$0</b>	<b>\$5,258,589</b>	<b>\$2,931,201</b>	<b>\$3,037,464</b>	<b>\$3,086,138</b>	<b>\$14,313,392</b>

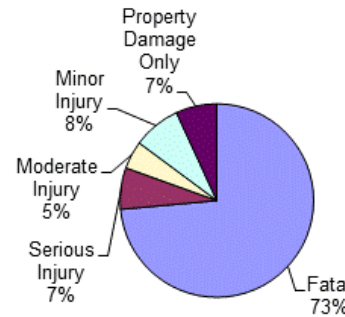
# Houghton County Older Driver Crashes (65+)

Crash Casualty Severity	Crash Casualties	Crash Costs
Fatal	4	\$41,578,332
Serious Injury	4	\$3,924,872
Moderate Injury	9	\$2,639,916
Minor Injury	29	\$4,522,753
Property Damage Only	269	\$3,864,185
<b>Total</b>	<b>315</b>	<b>\$56,530,058</b>
Average cost of crash casualty	\$179,461	

Crash Casualties



Crash Costs



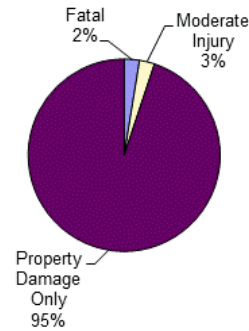
Costs of Older Driver Crashes in Houghton County (2021 dollars)						
	Fatal	Serious Injury	Moderate Injury	Minor Injury	Property Damage Only	Total
Medical Care	\$67,840	\$164,280	\$95,364	\$162,719	\$105,179	\$595,382
Work Loss	\$5,228,204	\$284,436	\$181,584	\$303,282	\$197,715	\$6,195,221
Public Services	\$4,360	\$1,356	\$1,710	\$4,031	\$14,526	\$25,983
Adjudication	\$518,516	\$60,064	\$37,080	\$62,263	\$36,584	\$714,507
Insurance Administration	\$137,148	\$53,120	\$46,845	\$90,016	\$138,266	\$465,395
Congestion & Environmental	\$29,328	\$7,220	\$16,020	\$51,533	\$479,896	\$583,997
Property Damage & Loss	\$62,432	\$52,060	\$86,787	\$221,676	\$772,568	\$1,195,523
<b>Subtotal (Monetary Cost)</b>	<b>\$6,047,828</b>	<b>\$622,536</b>	<b>\$465,390</b>	<b>\$895,520</b>	<b>\$1,744,734</b>	<b>\$9,776,008</b>
Quality of Life	\$35,530,504	\$3,302,336	\$2,174,526	\$3,627,233	\$2,119,451	\$46,754,050
<b>Total (Comprehensive Cost)</b>	<b>\$41,578,332</b>	<b>\$3,924,872</b>	<b>\$2,639,916</b>	<b>\$4,522,753</b>	<b>\$3,864,185</b>	<b>\$56,530,058</b>



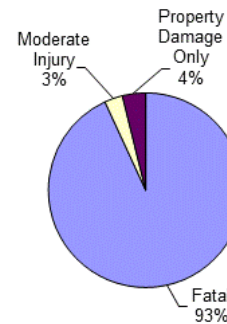
# Houghton County Medium/Large Truck Crashes

Crash Casualty Severity	Crash Casualties	Crash Costs
Fatal	1	\$10,432,467
Serious Injury	0	\$0
Moderate Injury	1	\$339,744
Minor Injury	0	\$0
Property Damage Only	37	\$432,715
<b>Total</b>	<b>39</b>	<b>\$11,204,926</b>
Average cost of crash casualty		\$287,306

Crash Casualties



Crash Costs



Costs of Medium/Large Truck Crashes in Houghton County (2021 dollars)						
	Fatal	Serious Injury	Moderate Injury	Minor Injury	Property Damage Only	Total
Medical Care	\$32,338	\$0	\$17,265	\$0	\$13,431	\$63,034
Work Loss	\$1,307,051	\$0	\$53,378	\$0	\$107,781	\$1,468,210
Public Services	\$1,096	\$0	\$175	\$0	\$1,739	\$3,010
Adjudication	\$141,870	\$0	\$2,834	\$0	\$5,883	\$150,587
Insurance Administration	\$34,040	\$0	\$3,650	\$0	\$20,276	\$57,966
Congestion & Environmental	\$7,583	\$0	\$1,835	\$0	\$68,339	\$77,757
Property Damage & Loss	\$25,863	\$0	\$8,213	\$0	\$106,560	\$140,636
<b>Subtotal (Monetary Cost)</b>	<b>\$1,549,841</b>	<b>\$0</b>	<b>\$87,350</b>	<b>\$0</b>	<b>\$324,009</b>	<b>\$1,961,200</b>
Quality of Life	\$8,882,626	\$0	\$252,394	\$0	\$108,706	\$9,243,726
<b>Total (Comprehensive Cost)</b>	<b>\$10,432,467</b>	<b>\$0</b>	<b>\$339,744</b>	<b>\$0</b>	<b>\$432,715</b>	<b>\$11,204,926</b>

# Houghton County Motorcycle Crashes

Injury Severity	Motorcyclist Crash Victims	Motorcyclist Victim Costs
Fatal	0	\$0
Serious Injury	3	\$2,914,413
Moderate Injury	5	\$1,331,520
Minor Injury	0	\$0
Property Damage Only	0	\$0
<b>Total</b>	<b>8</b>	<b>\$4,245,933</b>
Average cost of crash casualty	\$530,742	

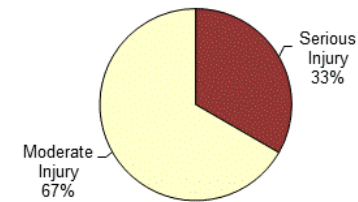
Injury Severity	Non-motorcyclist Crash Victims	Non-motorcyclist Victim Costs
Fatal	0	\$0
Serious Injury	0	\$0
Moderate Injury	1	\$194,433
Minor Injury	0	\$0
Property Damage Only	0	\$0
<b>Total</b>	<b>1</b>	<b>\$194,433</b>
Average cost of crash casualty	\$194,433	

Motorcyclist Victim Costs in Motorcycle Crashes in Houghton County (2021 dollars)						
	Fatal	Serious Injury	Moderate Injury	Minor Injury	Property Damage Only	Total
Medical Care	\$0	\$121,446	\$47,445	\$0	\$0	\$168,891
Work Loss	\$0	\$219,837	\$95,910	\$0	\$0	\$315,747
Public Services	\$0	\$1,017	\$965	\$0	\$0	\$1,982
Adjudication	\$0	\$45,798	\$19,275	\$0	\$0	\$65,073
Insurance Administration	\$0	\$38,661	\$24,465	\$0	\$0	\$63,126
Congestion & Environmental	\$0	\$4,104	\$6,640	\$0	\$0	\$10,744
Property Damage & Loss	\$0	\$35,844	\$47,640	\$0	\$0	\$83,484
Subtotal (Monetary Cost)	\$0	\$466,707	\$242,340	\$0	\$0	\$709,047
Quality of Life	\$0	\$2,447,706	\$1,089,180	\$0	\$0	\$3,536,886
<b>Total (Comprehensive Cost)</b>	<b>\$0</b>	<b>\$2,914,413</b>	<b>\$1,331,520</b>	<b>\$0</b>	<b>\$0</b>	<b>\$4,245,933</b>

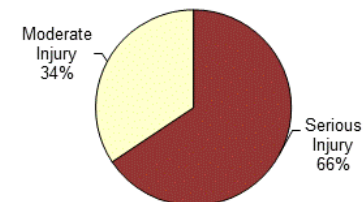
Non-motorcyclist Victim Costs in Motorcycle Crashes in Houghton County (2021 dollars)						
	Fatal	Serious Injury	Moderate Injury	Minor Injury	Property Damage Only	Total
Medical Care	\$0	\$0	\$7,041	\$0	\$0	\$7,041
Work Loss	\$0	\$0	\$13,160	\$0	\$0	\$13,160
Public Services	\$0	\$0	\$168	\$0	\$0	\$168
Adjudication	\$0	\$0	\$2,706	\$0	\$0	\$2,706
Insurance Administration	\$0	\$0	\$3,867	\$0	\$0	\$3,867
Congestion & Environmental	\$0	\$0	\$1,774	\$0	\$0	\$1,774
Property Damage & Loss	\$0	\$0	\$9,302	\$0	\$0	\$9,302
Subtotal (Monetary Cost)	\$0	\$0	\$38,018	\$0	\$0	\$38,018
Quality of Life	\$0	\$0	\$156,415	\$0	\$0	\$156,415
<b>Total (Comprehensive Cost)</b>	<b>\$0</b>	<b>\$0</b>	<b>\$194,433</b>	<b>\$0</b>	<b>\$0</b>	<b>\$194,433</b>

Costs of Motorcycle Crashes in Houghton County (2021 dollars)						
	Fatal	Serious Injury	Moderate Injury	Minor Injury	Property Damage Only	Total
Medical Care	\$0	\$121,446	\$54,486	\$0	\$0	\$175,932
Work Loss	\$0	\$219,837	\$109,070	\$0	\$0	\$328,907
Public Services	\$0	\$1,017	\$1,133	\$0	\$0	\$2,150
Adjudication	\$0	\$45,798	\$21,981	\$0	\$0	\$67,779
Insurance Administration	\$0	\$38,661	\$28,332	\$0	\$0	\$66,993
Congestion & Environmental	\$0	\$4,104	\$8,414	\$0	\$0	\$12,518
Property Damage & Loss	\$0	\$35,844	\$56,942	\$0	\$0	\$92,786
Subtotal (Monetary Cost)	\$0	\$466,707	\$280,358	\$0	\$0	\$747,065
Quality of Life	\$0	\$2,447,706	\$1,245,595	\$0	\$0	\$3,693,301
<b>Total (Comprehensive Cost)</b>	<b>\$0</b>	<b>\$2,914,413</b>	<b>\$1,525,953</b>	<b>\$0</b>	<b>\$0</b>	<b>\$4,440,366</b>

Crash Casualties



Crash Costs



# Houghton County Bicycle Crashes

Injury Severity	Bicyclist Crash Victims	Bicyclist Victim Costs
Fatal	0	\$0
Serious Injury	0	\$0
Moderate Injury	2	\$396,092
Minor Injury	1	\$126,892
Property Damage Only	1	\$13,676
<b>Total</b>	<b>4</b>	<b>\$536,660</b>
Average cost of crash casualty		\$134,165

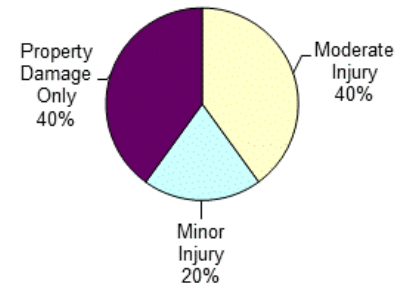
Injury Severity	Non-bicyclist Crash Victims	Non-bicyclist Victim Costs
Fatal	0	\$0
Serious Injury	0	\$0
Moderate Injury	0	\$0
Minor Injury	0	\$0
Property Damage Only	1	\$8,949
<b>Total</b>	<b>1</b>	<b>\$8,949</b>
Average cost of crash casualty		\$8,949

Bicyclist Victim Costs in Bicycle Crashes in Houghton County (2021 dollars)						
	Fatal	Serious Injury	Moderate Injury	Minor Injury	Property Damage Only	Total
Medical Care	\$0	\$0	\$13,798	\$4,272	\$464	\$18,534
Work Loss	\$0	\$0	\$28,470	\$8,351	\$829	\$37,650
Public Services	\$0	\$0	\$360	\$155	\$21	\$536
Adjudication	\$0	\$0	\$5,664	\$1,692	\$173	\$7,529
Insurance Administration	\$0	\$0	\$7,848	\$2,437	\$248	\$10,533
Congestion & Environmental	\$0	\$0	\$2,632	\$1,258	\$178	\$4,068
Property Damage & Loss	\$0	\$0	\$496	\$238	\$34	\$768
Subtotal (Monetary Cost)	\$0	\$0	\$59,268	\$18,403	\$1,947	\$79,618
Quality of Life	\$0	\$0	\$336,824	\$108,489	\$11,729	\$457,042
<b>Total (Comprehensive Cost)</b>	<b>\$0</b>	<b>\$0</b>	<b>\$396,092</b>	<b>\$126,892</b>	<b>\$13,676</b>	<b>\$536,660</b>

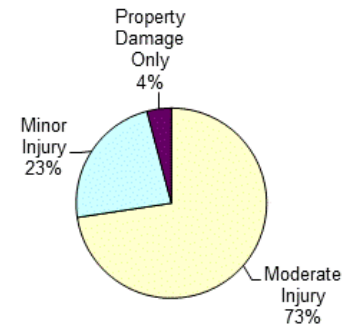
Non-bicyclist Victim Costs in Bicycle Crashes in Houghton County (2021 dollars)						
	Fatal	Serious Injury	Moderate Injury	Minor Injury	Property Damage Only	Total
Medical Care	\$0	\$0	\$0	\$0	\$184	\$184
Work Loss	\$0	\$0	\$0	\$0	\$405	\$405
Public Services	\$0	\$0	\$0	\$0	\$48	\$48
Adjudication	\$0	\$0	\$0	\$0	\$64	\$64
Insurance Administration	\$0	\$0	\$0	\$0	\$382	\$382
Congestion & Environmental	\$0	\$0	\$0	\$0	\$1,785	\$1,785
Property Damage & Loss	\$0	\$0	\$0	\$0	\$2,467	\$2,467
Subtotal (Monetary Cost)	\$0	\$0	\$0	\$0	\$5,335	\$5,335
Quality of Life	\$0	\$0	\$0	\$0	\$3,614	\$3,614
<b>Total (Comprehensive Cost)</b>	<b>\$0</b>	<b>\$0</b>	<b>\$0</b>	<b>\$0</b>	<b>\$8,949</b>	<b>\$8,949</b>

Costs of Bicycle Crashes in Houghton County (2021 dollars)						
	Fatal	Serious Injury	Moderate Injury	Minor Injury	Property Damage Only	Total
Medical Care	\$0	\$0	\$13,798	\$4,272	\$648	\$18,718
Work Loss	\$0	\$0	\$28,470	\$8,351	\$1,234	\$38,055
Public Services	\$0	\$0	\$360	\$155	\$69	\$584
Adjudication	\$0	\$0	\$5,664	\$1,692	\$237	\$7,593
Insurance Administration	\$0	\$0	\$7,848	\$2,437	\$630	\$10,915
Congestion & Environmental	\$0	\$0	\$2,632	\$1,258	\$1,963	\$5,853
Property Damage & Loss	\$0	\$0	\$496	\$238	\$2,501	\$3,235
Subtotal (Monetary Cost)	\$0	\$0	\$59,268	\$18,403	\$7,282	\$84,953
Quality of Life	\$0	\$0	\$336,824	\$108,489	\$15,343	\$460,656
<b>Total (Comprehensive Cost)</b>	<b>\$0</b>	<b>\$0</b>	<b>\$396,092</b>	<b>\$126,892</b>	<b>\$22,625</b>	<b>\$545,609</b>

Crash Casualties



Crash Costs



# Houghton County Pedestrian Crashes

Injury Severity	Pedestrian Crash Victims	Pedestrian Victim Costs
Fatal	0	\$0
Serious Injury	0	\$0
Moderate Injury	2	\$493,220
Minor Injury	1	\$155,602
Property Damage Only	0	\$0
<b>Total</b>	<b>3</b>	<b>\$648,822</b>
Average cost of crash casualty	\$216,274	

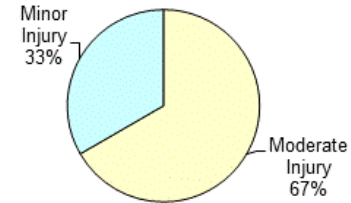
Injury Severity	Non-pedestrian Crash Victims	Non-pedestrian Victim Costs
Fatal	0	\$0
Serious Injury	0	\$0
Moderate Injury	0	\$0
Minor Injury	0	\$0
Property Damage Only	0	\$0
<b>Total</b>	<b>0</b>	<b>\$0</b>
Average cost of crash casualty	\$0	

Pedestrian Victim Costs in Pedestrian Crashes in Houghton County (2021 dollars)						
	Fatal	Serious Injury	Moderate Injury	Minor Injury	Property Damage Only	Total
Medical Care	\$0	\$0	\$18,266	\$5,464	\$0	\$23,730
Work Loss	\$0	\$0	\$31,064	\$8,950	\$0	\$40,014
Public Services	\$0	\$0	\$360	\$155	\$0	\$515
Adjudication	\$0	\$0	\$6,624	\$1,934	\$0	\$8,558
Insurance Administration	\$0	\$0	\$9,028	\$2,729	\$0	\$11,757
Congestion & Environmental	\$0	\$0	\$2,632	\$1,258	\$0	\$3,890
Subtotal (Monetary Cost)	\$0	\$0	\$67,974	\$20,490	\$0	\$88,464
Quality of Life	\$0	\$0	\$425,246	\$135,112	\$0	\$560,358
<b>Total (Comprehensive Cost)</b>	<b>\$0</b>	<b>\$0</b>	<b>\$493,220</b>	<b>\$155,602</b>	<b>\$0</b>	<b>\$648,822</b>

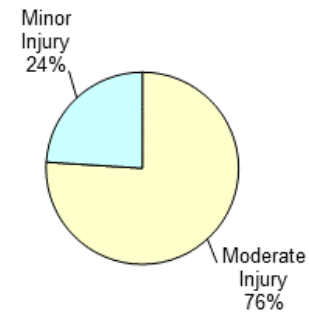
Non-pedestrian Victim in Pedestrian Crashes in Houghton County (2021 dollars)						
	Fatal	Serious Injury	Moderate Injury	Minor Injury	Property Damage Only	Total
Medical Care	\$0	\$0	\$0	\$0	\$0	\$0
Work Loss	\$0	\$0	\$0	\$0	\$0	\$0
Public Services	\$0	\$0	\$0	\$0	\$0	\$0
Adjudication	\$0	\$0	\$0	\$0	\$0	\$0
Insurance Administration	\$0	\$0	\$0	\$0	\$0	\$0
Congestion & Environmental	\$0	\$0	\$0	\$0	\$0	\$0
Subtotal (Monetary Cost)	\$0	\$0	\$0	\$0	\$0	\$0
Quality of Life	\$0	\$0	\$0	\$0	\$0	\$0
<b>Total (Comprehensive Cost)</b>	<b>\$0</b>	<b>\$0</b>	<b>\$0</b>	<b>\$0</b>	<b>\$0</b>	<b>\$0</b>

Costs of Pedestrian Crashes in Houghton County (2021 dollars)						
	Fatal	Serious Injury	Moderate Injury	Minor Injury	Property Damage Only	Total
Medical Care	\$0	\$0	\$18,266	\$5,464	\$0	\$23,730
Work Loss	\$0	\$0	\$31,064	\$8,950	\$0	\$40,014
Public Services	\$0	\$0	\$360	\$155	\$0	\$515
Adjudication	\$0	\$0	\$6,624	\$1,934	\$0	\$8,558
Insurance Administration	\$0	\$0	\$9,028	\$2,729	\$0	\$11,757
Congestion & Environmental	\$0	\$0	\$2,632	\$1,258	\$0	\$3,890
Subtotal (Monetary Cost)	\$0	\$0	\$67,974	\$20,490	\$0	\$88,464
Quality of Life	\$0	\$0	\$425,246	\$135,112	\$0	\$560,358
<b>Total (Comprehensive Cost)</b>	<b>\$0</b>	<b>\$0</b>	<b>\$493,220</b>	<b>\$155,602</b>	<b>\$0</b>	<b>\$648,822</b>

Crash Casualties



Crash Costs



# Huron County Traffic Crashes and Crime

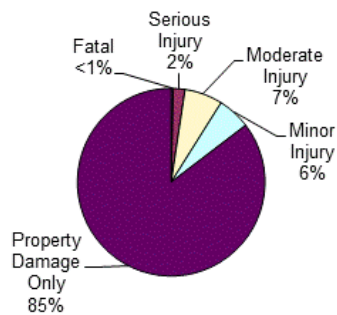
Crash Casualty Severity	Crash Casualties	Crash Costs
Fatal	6	\$62,367,498
Serious Injury	34	\$31,815,296
Moderate Injury	111	\$21,582,063
Minor Injury	96	\$9,666,240
Property Damage Only	1,442	\$12,904,458
<b>Total</b>	<b>1,689</b>	<b>\$138,335,555</b>
Average cost of crash casualty		\$81,904

Index Crime Category	Number of Crimes	Crime Costs
Murder	0	\$0
Rape	17	\$9,613,551
Aggravated Assault	28	\$1,303,344
Robbery	1	\$46,482
Larceny	145	\$620,745
Burglary	21	\$89,481
Motor Vehicle Theft	12	\$123,612
<b>Total</b>	<b>224</b>	<b>\$11,797,215</b>
Average cost of index crime		\$52,666

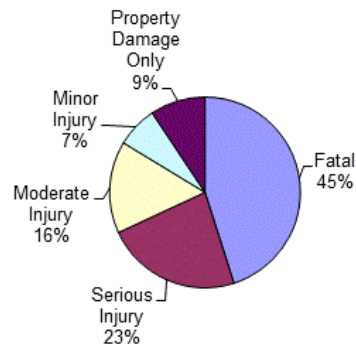
Costs of Crashes in Huron County (2021 dollars)						
	Fatal	Serious Injury	Moderate Injury	Minor Injury	Property Damage Only	Total
Medical Care	\$101,760	\$1,362,686	\$781,551	\$346,176	\$265,328	\$2,857,501
Work Loss	\$7,842,306	\$2,345,320	\$1,460,760	\$622,944	\$584,010	\$12,855,340
Public Services	\$6,540	\$11,322	\$18,648	\$11,520	\$69,216	\$117,246
Adjudication & Sanctioning	\$777,774	\$496,536	\$300,366	\$129,216	\$92,288	\$1,796,180
Insurance Administration	\$205,722	\$423,946	\$429,237	\$218,592	\$550,844	\$1,828,341
Congestion & Environmental	\$43,992	\$61,370	\$196,914	\$170,496	\$2,573,970	\$3,046,742
Property Damage & Loss	\$93,648	\$422,688	\$1,032,522	\$669,216	\$3,557,414	\$5,775,488
Subtotal (Monetary Cost)	\$9,071,742	\$5,123,868	\$4,219,998	\$2,168,160	\$7,693,070	\$28,276,838
Quality of Life	\$53,295,756	\$26,691,428	\$17,362,065	\$7,498,080	\$5,211,388	\$110,058,717
<b>Total (Comprehensive Cost)</b>	<b>\$62,367,498</b>	<b>\$31,815,296</b>	<b>\$21,582,063</b>	<b>\$9,666,240</b>	<b>\$12,904,458</b>	<b>\$138,335,555</b>

Costs of Index Crimes in Huron County (2021 dollars)								
	Murder	Rape	Aggravated Assault	Robbery	Larceny	Burglary	Motor Vehicle Theft	Total
Medical Care	\$0	\$57,358	\$59,220	\$1,983	\$0	\$0	\$0	\$118,561
Mental Health	\$0	\$111,945	\$11,424	\$199	\$0	\$0	\$0	\$123,568
Work Loss	\$0	\$121,159	\$63,728	\$4,606	\$4,495	\$819	\$1,404	\$196,211
Public Services	\$0	\$12,937	\$68,292	\$792	\$76,415	\$7,602	\$5,460	\$171,498
Adjudication & Sanctioning	\$0	\$769,046	\$167,860	\$14,497	\$376,275	\$16,191	\$23,880	\$1,367,749
Property Damage & Loss	\$0	\$3,213	\$2,352	\$1,377	\$163,560	\$64,869	\$92,868	\$328,239
Subtotal (Monetary Cost)	\$0	\$1,075,658	\$372,876	\$23,454	\$620,745	\$89,481	\$123,612	\$2,305,826
Quality of Life	\$0	\$8,537,893	\$930,468	\$23,028	\$0	\$0	\$0	\$9,491,389
<b>Total (Comprehensive Costs)</b>	<b>\$0</b>	<b>\$9,613,551</b>	<b>\$1,303,344</b>	<b>\$46,482</b>	<b>\$620,745</b>	<b>\$89,481</b>	<b>\$123,612</b>	<b>\$11,797,215</b>

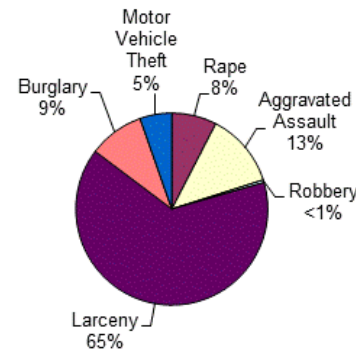
Crash Casualties



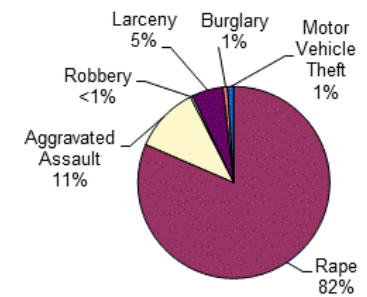
Crash Costs



Index Crimes



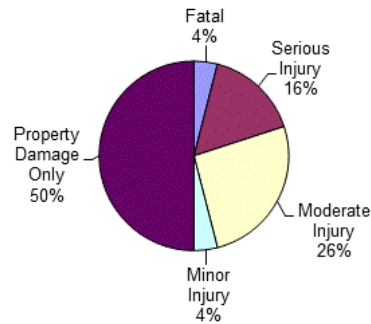
Index Crime Costs



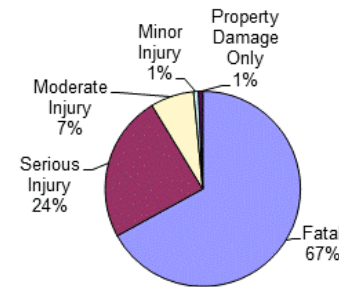
# Huron County Alcohol-Involved Crashes

Crash Casualty Severity	Crash Casualties	Crash Costs
Fatal	2	\$23,019,900
Serious Injury	8	\$8,334,992
Moderate Injury	13	\$2,468,840
Minor Injury	2	\$284,559
Property Damage Only	25	\$236,850
<b>Total</b>	<b>50</b>	<b>\$34,345,141</b>
Average cost of crash casualty		\$686,903

Crash Casualties



Crash Costs

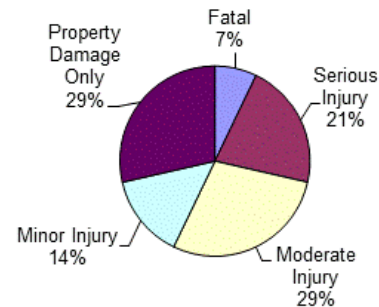


Costs of Alcohol-Involved Crashes in Huron County (2021 dollars)						
	Fatal	Serious Injury	Moderate Injury	Minor Injury	Property Damage Only	Total
Medical Care	\$33,920	\$357,152	\$85,098	\$8,632	\$5,250	\$490,052
Work Loss	\$3,129,522	\$599,992	\$160,407	\$15,294	\$10,925	\$3,916,140
Public Services	\$2,180	\$2,744	\$2,158	\$258	\$1,225	\$8,565
Adjudication & Sanctioning	\$259,258	\$132,800	\$35,737	\$3,410	\$2,050	\$433,255
Insurance Administration	\$68,574	\$109,768	\$56,498	\$5,964	\$10,875	\$251,679
Congestion & Environmental	\$14,664	\$14,456	\$3,546	\$44,325	\$44,625	\$121,616
Property Damage & Loss	\$31,216	\$100,800	\$122,278	\$15,588	\$63,750	\$333,632
<b>Subtotal (Monetary Cost)</b>	<b>\$3,539,334</b>	<b>\$1,317,712</b>	<b>\$465,722</b>	<b>\$93,471</b>	<b>\$138,700</b>	<b>\$5,554,939</b>
Quality of Life	\$19,480,566	\$7,017,280	\$2,003,118	\$191,088	\$98,150	\$28,790,202
<b>Total (Comprehensive Cost)</b>	<b>\$23,019,900</b>	<b>\$8,334,992</b>	<b>\$2,468,840</b>	<b>\$284,559</b>	<b>\$236,850</b>	<b>\$34,345,141</b>

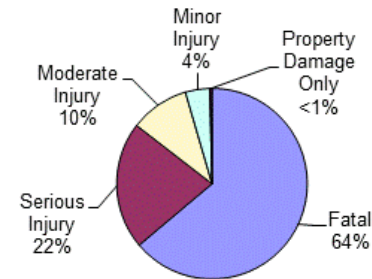
# Huron County Drug-Involved Crashes

Crash Casualty Severity	Crash Casualties	Crash Costs
Fatal	1	\$11,509,950
Serious Injury	3	\$3,893,466
Moderate Injury	4	\$1,803,148
Minor Injury	2	\$750,474
Property Damage Only	4	\$63,508
<b>Total</b>	<b>14</b>	<b>\$18,020,546</b>
Average cost of crash casualty	\$1,287,182	

Crash Casualties



Crash Costs



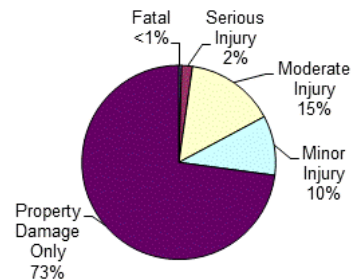
Costs of Drug-Involved Crashes in Huron County (2021 dollars)

	Fatal	Serious Injury	Moderate Injury	Minor Injury	Property Damage Only	Total
Medical Care	\$16,960	\$162,798	\$65,904	\$27,318	\$1,668	\$274,648
Work Loss	\$1,564,761	\$277,377	\$126,024	\$51,256	\$3,448	\$2,022,866
Public Services	\$1,090	\$1,164	\$900	\$388	\$212	\$3,754
Adjudication & Sanctioning	\$129,629	\$60,687	\$26,992	\$11,078	\$704	\$229,090
Insurance Administration	\$34,287	\$50,826	\$31,096	\$12,974	\$2,252	\$131,435
Congestion & Environmental	\$7,332	\$5,448	\$7,136	\$3,570	\$7,140	\$30,626
Property Damage & Loss	\$15,608	\$40,824	\$42,500	\$18,404	\$10,868	\$128,204
<b>Subtotal (Monetary Cost)</b>	<b>\$1,769,667</b>	<b>\$599,124</b>	<b>\$300,552</b>	<b>\$124,988</b>	<b>\$26,292</b>	<b>\$2,820,623</b>
Quality of Life	\$9,740,283	\$3,294,342	\$1,502,596	\$625,486	\$37,216	\$15,199,923
<b>Total (Comprehensive Cost)</b>	<b>\$11,509,950</b>	<b>\$3,893,466</b>	<b>\$1,803,148</b>	<b>\$750,474</b>	<b>\$63,508</b>	<b>\$18,020,546</b>

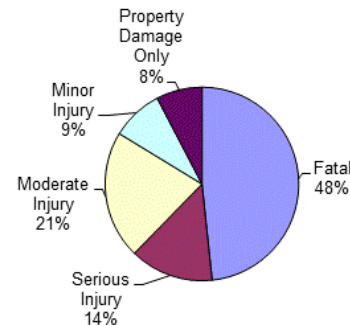
# Huron County Young Driver Crashes (<21)

Crash Casualty Severity	Crash Casualties	Crash Costs
Fatal	1	\$10,394,583
Serious Injury	4	\$3,004,908
Moderate Injury	33	\$4,606,173
Minor Injury	22	\$1,856,228
Property Damage Only	161	\$1,645,259
<b>Total</b>	<b>221</b>	<b>\$21,507,151</b>
Average cost of crash casualty		\$97,317

Crash Casualties



Crash Costs



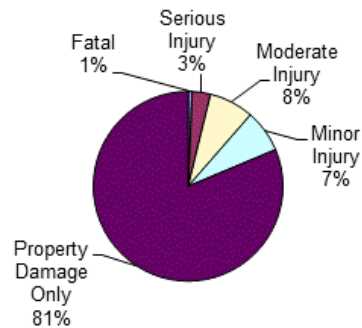
Costs of Young Driver Crashes in Huron County (2021 dollars)						
	Fatal	Serious Injury	Moderate Injury	Minor Injury	Property Damage Only	Total
Medical Care	\$16,960	\$126,784	\$158,664	\$68,926	\$37,674	\$409,008
Work Loss	\$1,307,051	\$216,028	\$304,722	\$121,682	\$76,314	\$2,025,797
Public Services	\$1,090	\$1,184	\$5,247	\$2,662	\$8,211	\$18,394
Adjudication	\$129,629	\$45,916	\$62,139	\$25,432	\$12,880	\$275,996
Insurance Administration	\$34,287	\$41,232	\$105,006	\$46,002	\$69,069	\$295,596
Congestion & Environmental	\$7,332	\$7,196	\$58,509	\$39,006	\$287,385	\$399,428
Property Damage & Loss	\$15,608	\$46,684	\$299,541	\$159,412	\$429,226	\$950,471
<b>Subtotal (Monetary Cost)</b>	<b>\$1,511,957</b>	<b>\$485,024</b>	<b>\$993,828</b>	<b>\$463,122</b>	<b>\$920,759</b>	<b>\$4,374,690</b>
Quality of Life	\$8,882,626	\$2,519,884	\$3,612,345	\$1,393,106	\$724,500	\$17,132,461
<b>Total (Comprehensive Cost)</b>	<b>\$10,394,583</b>	<b>\$3,004,908</b>	<b>\$4,606,173</b>	<b>\$1,856,228</b>	<b>\$1,645,259</b>	<b>\$21,507,151</b>



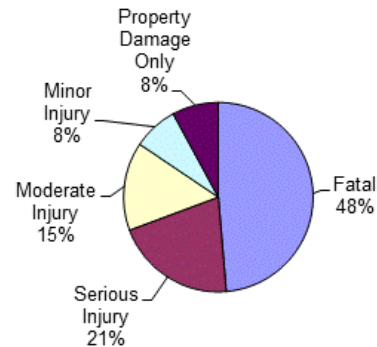
# Huron County Older Driver Crashes (65+)

Crash Casualty Severity	Crash Casualties	Crash Costs
Fatal	2	\$20,789,166
Serious Injury	9	\$8,830,962
Moderate Injury	22	\$6,453,128
Minor Injury	21	\$3,275,097
Property Damage Only	235	\$3,375,775
<b>Total</b>	<b>289</b>	<b>\$42,724,128</b>
Average cost of crash casualty	\$147,834	

Crash Casualties



Crash Costs

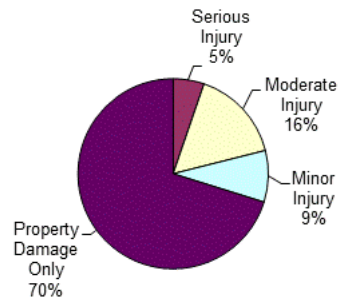


Costs of Older Driver Crashes in Huron County (2021 dollars)						
	Fatal	Serious Injury	Moderate Injury	Minor Injury	Property Damage Only	Total
Medical Care	\$33,920	\$369,630	\$233,112	\$117,831	\$91,885	\$846,378
Work Loss	\$2,614,102	\$639,981	\$443,872	\$219,618	\$172,725	\$4,090,298
Public Services	\$2,180	\$3,051	\$4,180	\$2,919	\$12,690	\$25,020
Adjudication	\$259,258	\$135,144	\$90,640	\$45,087	\$31,960	\$562,089
Insurance Administration	\$68,574	\$119,520	\$114,510	\$65,184	\$120,790	\$488,578
Congestion & Environmental	\$14,664	\$16,245	\$39,160	\$37,317	\$419,240	\$526,626
Property Damage & Loss	\$31,216	\$117,135	\$212,146	\$160,524	\$674,920	\$1,195,941
<b>Subtotal (Monetary Cost)</b>	<b>\$3,023,914</b>	<b>\$1,400,706</b>	<b>\$1,137,620</b>	<b>\$648,480</b>	<b>\$1,524,210</b>	<b>\$7,734,930</b>
Quality of Life	\$17,765,252	\$7,430,256	\$5,315,508	\$2,626,617	\$1,851,565	\$34,989,198
<b>Total (Comprehensive Cost)</b>	<b>\$20,789,166</b>	<b>\$8,830,962</b>	<b>\$6,453,128</b>	<b>\$3,275,097</b>	<b>\$3,375,775</b>	<b>\$42,724,128</b>

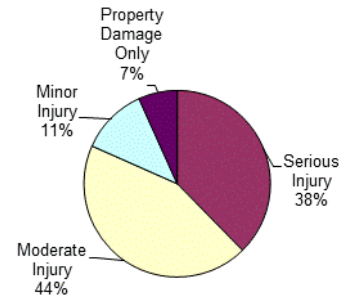
# Huron County Medium/Large Truck Crashes

Crash Casualty Severity	Crash Casualties	Crash Costs
Fatal	0	\$0
Serious Injury	3	\$2,619,420
Moderate Injury	9	\$3,057,696
Minor Injury	5	\$809,920
Property Damage Only	40	\$467,800
<b>Total</b>	<b>57</b>	<b>\$6,954,836</b>
Average cost of crash casualty		\$122,015

Crash Casualties



Crash Costs



Costs of Medium/Large Truck Crashes in Huron County (2021 dollars)						
	Fatal	Serious Injury	Moderate Injury	Minor Injury	Property Damage Only	Total
Medical Care	\$0	\$121,443	\$155,385	\$39,585	\$14,520	\$330,933
Work Loss	\$0	\$376,182	\$480,402	\$114,160	\$116,520	\$1,087,264
Public Services	\$0	\$963	\$1,575	\$960	\$1,880	\$5,378
Adjudication	\$0	\$43,533	\$25,506	\$7,510	\$6,360	\$82,909
Insurance Administration	\$0	\$34,197	\$32,850	\$11,150	\$21,920	\$100,117
Congestion & Environmental	\$0	\$5,601	\$16,515	\$9,185	\$73,880	\$105,181
Property Damage & Loss	\$0	\$32,169	\$73,917	\$31,275	\$115,200	\$252,561
<b>Subtotal (Monetary Cost)</b>	<b>\$0</b>	<b>\$614,088</b>	<b>\$786,150</b>	<b>\$213,825</b>	<b>\$350,280</b>	<b>\$1,964,343</b>
Quality of Life	\$0	\$2,005,332	\$2,271,546	\$596,095	\$117,520	\$4,990,493
<b>Total (Comprehensive Cost)</b>	<b>\$0</b>	<b>\$2,619,420</b>	<b>\$3,057,696</b>	<b>\$809,920</b>	<b>\$467,800</b>	<b>\$6,954,836</b>

# Huron County Motorcycle Crashes

Injury Severity	Motorcyclist Crash Victims	Motorcyclist Victim Costs
Fatal	0	\$0
Serious Injury	1	\$971,471
Moderate Injury	3	\$798,912
Minor Injury	1	\$233,619
Property Damage Only	1	\$50,262
<b>Total</b>	<b>6</b>	<b>\$2,054,264</b>
Average cost of crash casualty		\$342,377

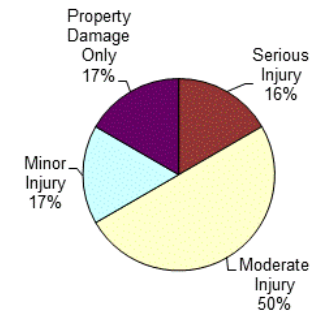
Injury Severity	Non-motorcyclist Crash Victims	Non-motorcyclist Victim Costs
Fatal	0	\$0
Serious Injury	0	\$0
Moderate Injury	0	\$0
Minor Injury	0	\$0
Property Damage Only	0	\$0
<b>Total</b>	<b>0</b>	<b>\$0</b>
Average cost of crash casualty		\$0

Motorcyclist Victim Costs in Motorcycle Crashes in Huron County (2021 dollars)						
	Fatal	Serious Injury	Moderate Injury	Minor Injury	Property Damage Only	Total
Medical Care	\$0	\$40,482	\$28,467	\$8,310	\$1,554	\$78,813
Work Loss	\$0	\$73,279	\$57,546	\$16,801	\$3,181	\$150,807
Public Services	\$0	\$339	\$579	\$185	\$85	\$1,188
Adjudication	\$0	\$15,266	\$11,565	\$3,378	\$633	\$30,842
Insurance Administration	\$0	\$12,887	\$14,679	\$4,433	\$1,394	\$33,393
Congestion & Environmental	\$0	\$1,368	\$3,984	\$1,328	\$1,331	\$8,011
Property Damage & Loss	\$0	\$11,948	\$28,584	\$9,268	\$5,691	\$55,491
Subtotal (Monetary Cost)	\$0	\$155,569	\$145,404	\$43,703	\$13,869	\$358,545
Quality of Life	\$0	\$815,902	\$653,508	\$189,916	\$36,393	\$1,695,719
<b>Total (Comprehensive Cost)</b>	<b>\$0</b>	<b>\$971,471</b>	<b>\$798,912</b>	<b>\$233,619</b>	<b>\$50,262</b>	<b>\$2,054,264</b>

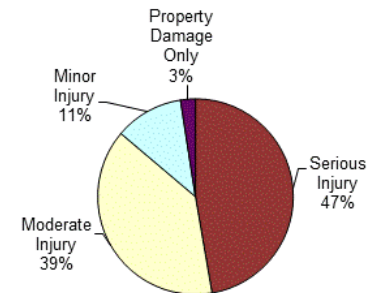
Non-motorcyclist Victim Costs in Motorcycle Crashes in Huron County (2021 dollars)						
	Fatal	Serious Injury	Moderate Injury	Minor Injury	Property Damage Only	Total
Medical Care	\$0	\$0	\$0	\$0	\$0	\$0
Work Loss	\$0	\$0	\$0	\$0	\$0	\$0
Public Services	\$0	\$0	\$0	\$0	\$0	\$0
Adjudication	\$0	\$0	\$0	\$0	\$0	\$0
Insurance Administration	\$0	\$0	\$0	\$0	\$0	\$0
Congestion & Environmental	\$0	\$0	\$0	\$0	\$0	\$0
Property Damage & Loss	\$0	\$0	\$0	\$0	\$0	\$0
Subtotal (Monetary Cost)	\$0	\$0	\$0	\$0	\$0	\$0
Quality of Life	\$0	\$0	\$0	\$0	\$0	\$0
<b>Total (Comprehensive Cost)</b>	<b>\$0</b>	<b>\$0</b>	<b>\$0</b>	<b>\$0</b>	<b>\$0</b>	<b>\$0</b>

Costs of Motorcycle Crashes in Huron County (2021 dollars)						
	Fatal	Serious Injury	Moderate Injury	Minor Injury	Property Damage Only	Total
Medical Care	\$0	\$40,482	\$28,467	\$8,310	\$1,554	\$78,813
Work Loss	\$0	\$73,279	\$57,546	\$16,801	\$3,181	\$150,807
Public Services	\$0	\$339	\$579	\$185	\$85	\$1,188
Adjudication	\$0	\$15,266	\$11,565	\$3,378	\$633	\$30,842
Insurance Administration	\$0	\$12,887	\$14,679	\$4,433	\$1,394	\$33,393
Congestion & Environmental	\$0	\$1,368	\$3,984	\$1,328	\$1,331	\$8,011
Property Damage & Loss	\$0	\$11,948	\$28,584	\$9,268	\$5,691	\$55,491
Subtotal (Monetary Cost)	\$0	\$155,569	\$145,404	\$43,703	\$13,869	\$358,545
Quality of Life	\$0	\$815,902	\$653,508	\$189,916	\$36,393	\$1,695,719
<b>Total (Comprehensive Cost)</b>	<b>\$0</b>	<b>\$971,471</b>	<b>\$798,912</b>	<b>\$233,619</b>	<b>\$50,262</b>	<b>\$2,054,264</b>

Crash Casualties



Crash Costs



# Huron County Bicycle Crashes

Injury Severity	Bicyclist Crash Victims	Bicyclist Victim Costs
Fatal	1	\$9,720,902
Serious Injury	0	\$0
Moderate Injury	0	\$0
Minor Injury	0	\$0
Property Damage Only	0	\$0
<b>Total</b>	<b>1</b>	<b>\$9,720,902</b>
Average cost of crash casualty		\$9,720,902

Injury Severity	Non-bicyclist Crash Victims	Non-bicyclist Victim Costs
Fatal	0	\$0
Serious Injury	0	\$0
Moderate Injury	0	\$0
Minor Injury	0	\$0
Property Damage Only	0	\$0
<b>Total</b>	<b>0</b>	<b>\$0</b>
Average cost of crash casualty		\$0

Bicyclist Victim Costs in Bicycle Crashes in Huron County (2021 dollars)						
	Fatal	Serious Injury	Moderate Injury	Minor Injury	Property Damage Only	Total
Medical Care	\$25,971	\$0	\$0	\$0	\$0	\$25,971
Work Loss	\$1,189,275	\$0	\$0	\$0	\$0	\$1,189,275
Public Services	\$1,090	\$0	\$0	\$0	\$0	\$1,090
Adjudication	\$235,689	\$0	\$0	\$0	\$0	\$235,689
Insurance Administration	\$48,594	\$0	\$0	\$0	\$0	\$48,594
Congestion & Environmental	\$7,332	\$0	\$0	\$0	\$0	\$7,332
Property Damage & Loss	\$250	\$0	\$0	\$0	\$0	\$250
<b>Subtotal (Monetary Cost)</b>	<b>\$1,508,201</b>	<b>\$0</b>	<b>\$0</b>	<b>\$0</b>	<b>\$0</b>	<b>\$1,508,201</b>
Quality of Life	\$8,212,701	\$0	\$0	\$0	\$0	\$8,212,701
<b>Total (Comprehensive Cost)</b>	<b>\$9,720,902</b>	<b>\$0</b>	<b>\$0</b>	<b>\$0</b>	<b>\$0</b>	<b>\$9,720,902</b>

Non-bicyclist Victim Costs in Bicycle Crashes in Huron County (2021 dollars)						
	Fatal	Serious Injury	Moderate Injury	Minor Injury	Property Damage Only	Total
Medical Care	\$0	\$0	\$0	\$0	\$0	\$0
Work Loss	\$0	\$0	\$0	\$0	\$0	\$0
Public Services	\$0	\$0	\$0	\$0	\$0	\$0
Adjudication	\$0	\$0	\$0	\$0	\$0	\$0
Insurance Administration	\$0	\$0	\$0	\$0	\$0	\$0
Congestion & Environmental	\$0	\$0	\$0	\$0	\$0	\$0
Property Damage & Loss	\$0	\$0	\$0	\$0	\$0	\$0
<b>Subtotal (Monetary Cost)</b>	<b>\$0</b>	<b>\$0</b>	<b>\$0</b>	<b>\$0</b>	<b>\$0</b>	<b>\$0</b>
Quality of Life	\$0	\$0	\$0	\$0	\$0	\$0
<b>Total (Comprehensive Cost)</b>	<b>\$0</b>	<b>\$0</b>	<b>\$0</b>	<b>\$0</b>	<b>\$0</b>	<b>\$0</b>

Costs of Bicycle Crashes in Huron County (2021 dollars)						
	Fatal	Serious Injury	Moderate Injury	Minor Injury	Property Damage Only	Total
Medical Care	\$25,971	\$0	\$0	\$0	\$0	\$25,971
Work Loss	\$1,189,275	\$0	\$0	\$0	\$0	\$1,189,275
Public Services	\$1,090	\$0	\$0	\$0	\$0	\$1,090
Adjudication	\$235,689	\$0	\$0	\$0	\$0	\$235,689
Insurance Administration	\$48,594	\$0	\$0	\$0	\$0	\$48,594
Congestion & Environmental	\$7,332	\$0	\$0	\$0	\$0	\$7,332
Property Damage & Loss	\$250	\$0	\$0	\$0	\$0	\$250
<b>Subtotal (Monetary Cost)</b>	<b>\$1,508,201</b>	<b>\$0</b>	<b>\$0</b>	<b>\$0</b>	<b>\$0</b>	<b>\$1,508,201</b>
Quality of Life	\$8,212,701	\$0	\$0	\$0	\$0	\$8,212,701
<b>Total (Comprehensive Cost)</b>	<b>\$9,720,902</b>	<b>\$0</b>	<b>\$0</b>	<b>\$0</b>	<b>\$0</b>	<b>\$9,720,902</b>

Crash Casualties



Crash Costs



# Huron County Pedestrian Crashes

Injury Severity	Pedestrian Crash Victims	Pedestrian Victim Costs
Fatal	2	\$19,468,702
Serious Injury	0	\$0
Moderate Injury	4	\$986,440
Minor Injury	2	\$311,204
Property Damage Only	0	\$0
<b>Total</b>	<b>8</b>	<b>\$20,766,346</b>
Average cost of crash casualty		\$2,595,793

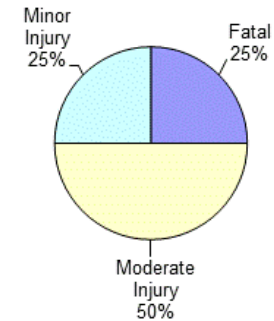
Injury Severity	Non-pedestrian Crash Victims	Non-pedestrian Victim Costs
Fatal	0	\$0
Serious Injury	0	\$0
Moderate Injury	0	\$0
Minor Injury	0	\$0
Property Damage Only	0	\$0
<b>Total</b>	<b>0</b>	<b>\$0</b>
Average cost of crash casualty		\$0

Pedestrian Victim Costs in Pedestrian Crashes in Huron County (2021 dollars)						
	Fatal	Serious Injury	Moderate Injury	Minor Injury	Property Damage Only	Total
Medical Care	\$45,214	\$0	\$36,532	\$10,928	\$0	\$92,674
Work Loss	\$2,374,362	\$0	\$62,128	\$17,900	\$0	\$2,454,390
Public Services	\$2,180	\$0	\$720	\$310	\$0	\$3,210
Adjudication	\$259,258	\$0	\$13,248	\$3,868	\$0	\$276,374
Insurance Administration	\$97,188	\$0	\$18,056	\$5,458	\$0	\$120,702
Congestion & Environmental	\$14,664	\$0	\$5,264	\$2,516	\$0	\$22,444
<b>Subtotal (Monetary Cost)</b>	<b>\$2,792,866</b>	<b>\$0</b>	<b>\$135,948</b>	<b>\$40,980</b>	<b>\$0</b>	<b>\$2,969,794</b>
Quality of Life	\$16,675,836	\$0	\$850,492	\$270,224	\$0	\$17,796,552
<b>Total (Comprehensive Cost)</b>	<b>\$19,468,702</b>	<b>\$0</b>	<b>\$986,440</b>	<b>\$311,204</b>	<b>\$0</b>	<b>\$20,766,346</b>

Non-pedestrian Victim in Pedestrian Crashes in Huron County (2021 dollars)						
	Fatal	Serious Injury	Moderate Injury	Minor Injury	Property Damage Only	Total
Medical Care	\$0	\$0	\$0	\$0	\$0	\$0
Work Loss	\$0	\$0	\$0	\$0	\$0	\$0
Public Services	\$0	\$0	\$0	\$0	\$0	\$0
Adjudication	\$0	\$0	\$0	\$0	\$0	\$0
Insurance Administration	\$0	\$0	\$0	\$0	\$0	\$0
Congestion & Environmental	\$0	\$0	\$0	\$0	\$0	\$0
<b>Subtotal (Monetary Cost)</b>	<b>\$0</b>	<b>\$0</b>	<b>\$0</b>	<b>\$0</b>	<b>\$0</b>	<b>\$0</b>
Quality of Life	\$0	\$0	\$0	\$0	\$0	\$0
<b>Total (Comprehensive Cost)</b>	<b>\$0</b>	<b>\$0</b>	<b>\$0</b>	<b>\$0</b>	<b>\$0</b>	<b>\$0</b>

Costs of Pedestrian Crashes in Huron County (2021 dollars)						
	Fatal	Serious Injury	Moderate Injury	Minor Injury	Property Damage Only	Total
Medical Care	\$45,214	\$0	\$36,532	\$10,928	\$0	\$92,674
Work Loss	\$2,374,362	\$0	\$62,128	\$17,900	\$0	\$2,454,390
Public Services	\$2,180	\$0	\$720	\$310	\$0	\$3,210
Adjudication	\$259,258	\$0	\$13,248	\$3,868	\$0	\$276,374
Insurance Administration	\$97,188	\$0	\$18,056	\$5,458	\$0	\$120,702
Congestion & Environmental	\$14,664	\$0	\$5,264	\$2,516	\$0	\$22,444
<b>Subtotal (Monetary Cost)</b>	<b>\$2,792,866</b>	<b>\$0</b>	<b>\$135,948</b>	<b>\$40,980</b>	<b>\$0</b>	<b>\$2,969,794</b>
Quality of Life	\$16,675,836	\$0	\$850,492	\$270,224	\$0	\$17,796,552
<b>Total (Comprehensive Cost)</b>	<b>\$19,468,702</b>	<b>\$0</b>	<b>\$986,440</b>	<b>\$311,204</b>	<b>\$0</b>	<b>\$20,766,346</b>

Crash Casualties



Crash Costs



# Ingham County Traffic Crashes and Crime

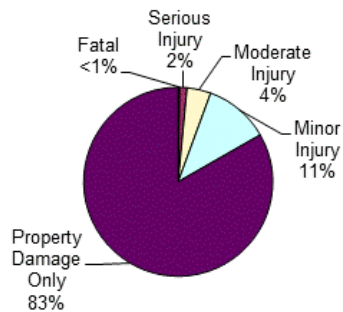
Crash Casualty Severity	Crash Casualties	Crash Costs
Fatal	32	\$332,626,656
Serious Injury	177	\$165,626,688
Moderate Injury	571	\$111,021,243
Minor Injury	1,555	\$156,572,950
Property Damage Only	11,619	\$103,978,431
Total	13,954	\$869,825,968
Average cost of crash casualty		\$62,335

Index Crime Category	Number of Crimes	Crime Costs
Murder	21	\$208,097,169
Rape	254	\$143,637,762
Aggravated Assault	1,448	\$67,401,504
Robbery	218	\$10,133,076
Larceny	3,904	\$16,713,024
Burglary	1,045	\$4,452,745
Motor Vehicle Theft	942	\$9,703,542
Total	7,832	\$460,138,822
Average cost of index crime		\$58,751

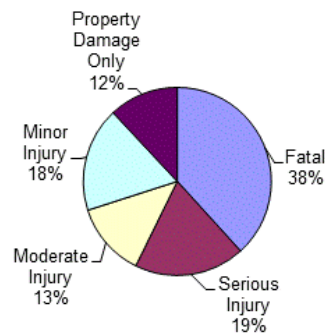
Costs of Crashes in Ingham County (2021 dollars)						
	Fatal	Serious Injury	Moderate Injury	Minor Injury	Property Damage Only	Total
Medical Care	\$542,720	\$7,093,983	\$4,020,411	\$5,607,330	\$2,137,896	\$19,402,340
Work Loss	\$41,825,632	\$12,209,460	\$7,514,360	\$10,090,395	\$4,705,695	\$76,345,542
Public Services	\$34,880	\$58,941	\$95,928	\$186,600	\$557,712	\$934,061
Adjudication & Sanctioning	\$4,148,128	\$2,584,908	\$1,545,126	\$2,093,030	\$743,616	\$11,114,808
Insurance Administration	\$1,097,184	\$2,207,013	\$2,208,057	\$3,540,735	\$4,438,458	\$13,491,447
Congestion & Environmental	\$234,624	\$319,485	\$1,012,954	\$2,761,680	\$20,739,915	\$25,068,658
Property Damage & Loss	\$499,456	\$2,200,464	\$5,311,442	\$10,839,905	\$28,664,073	\$47,515,340
Subtotal (Monetary Cost)	\$48,382,624	\$26,674,254	\$21,708,278	\$35,119,675	\$61,987,365	\$193,872,196
Quality of Life	\$284,244,032	\$138,952,434	\$89,312,965	\$121,453,275	\$41,991,066	\$675,953,772
<b>Total (Comprehensive Cost)</b>	<b>\$332,626,656</b>	<b>\$165,626,688</b>	<b>\$111,021,243</b>	<b>\$156,572,950</b>	<b>\$103,978,431</b>	<b>\$869,825,968</b>

Costs of Index Crimes in Ingham County (2021 dollars)								
	Murder	Rape	Aggravated Assault	Robbery	Larceny	Burglary	Motor Vehicle Theft	Total
Medical Care	\$270,753	\$856,996	\$3,062,520	\$432,294	\$0	\$0	\$0	\$4,622,563
Mental Health	\$254,625	\$1,672,590	\$590,784	\$43,382	\$0	\$0	\$0	\$2,561,381
Work Loss	\$24,365,418	\$1,810,258	\$3,295,648	\$1,004,108	\$121,024	\$40,755	\$110,214	\$30,747,425
Public Services	\$2,200,485	\$193,294	\$3,531,672	\$172,656	\$2,057,408	\$378,290	\$428,610	\$8,962,415
Adjudication & Sanctioning	\$10,269,966	\$11,490,452	\$8,680,760	\$3,160,346	\$10,130,880	\$805,695	\$1,874,580	\$46,412,679
Property Damage & Loss	\$4,431	\$48,006	\$121,632	\$300,186	\$4,403,712	\$3,228,005	\$7,290,138	\$15,396,110
Subtotal (Monetary Cost)	\$37,365,678	\$16,071,596	\$19,283,016	\$5,112,972	\$16,713,024	\$4,452,745	\$9,703,542	\$108,702,573
Quality of Life	\$170,731,491	\$127,566,166	\$48,118,488	\$5,020,104	\$0	\$0	\$0	\$351,436,249
<b>Total (Comprehensive Costs)</b>	<b>\$208,097,169</b>	<b>\$143,637,762</b>	<b>\$67,401,504</b>	<b>\$10,133,076</b>	<b>\$16,713,024</b>	<b>\$4,452,745</b>	<b>\$9,703,542</b>	<b>\$460,138,822</b>

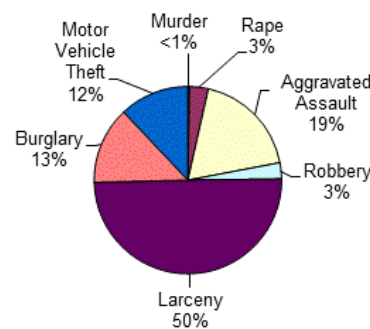
Crash Casualties



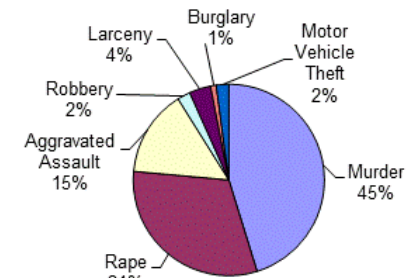
Crash Costs



Index Crimes



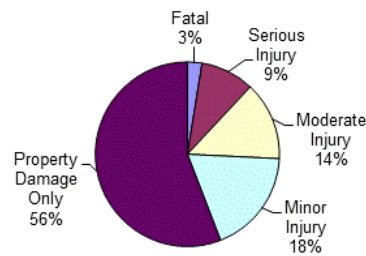
Index Crime Costs



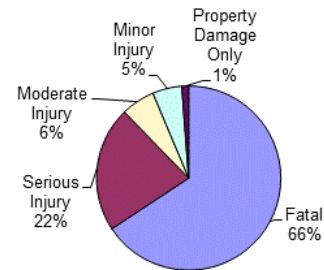
# Ingham County Alcohol-Involved Crashes

Crash Casualty Severity	Crash Casualties	Crash Costs
Fatal	10	\$115,099,500
Serious Injury	37	\$38,549,338
Moderate Injury	54	\$10,368,108
Minor Injury	72	\$9,036,711
Property Damage Only	219	\$2,074,806
<b>Total</b>	<b>392</b>	<b>\$175,128,463</b>
Average cost of crash casualty		\$446,756

Crash Casualties



Crash Costs

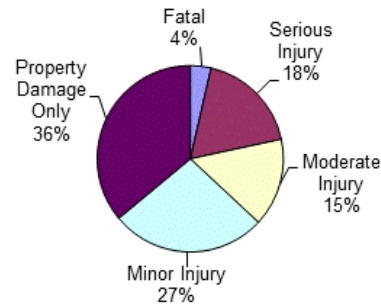


Costs of Alcohol-Involved Crashes in Ingham County (2021 dollars)						
	Fatal	Serious Injury	Moderate Injury	Minor Injury	Property Damage Only	Total
Medical Care	\$169,600	\$1,651,828	\$353,484	\$310,752	\$45,990	\$2,531,654
Work Loss	\$15,647,610	\$2,774,963	\$666,306	\$550,584	\$95,703	\$19,735,166
Public Services	\$10,900	\$12,691	\$8,964	\$9,288	\$10,731	\$52,574
Adjudication & Sanctioning	\$1,296,290	\$614,200	\$148,446	\$122,760	\$17,958	\$2,199,654
Insurance Administration	\$342,870	\$507,677	\$234,684	\$214,704	\$95,265	\$1,395,200
Congestion & Environmental	\$73,320	\$66,859	\$127,656	\$388,287	\$390,915	\$1,047,037
Property Damage & Loss	\$156,080	\$466,200	\$507,924	\$561,168	\$558,450	\$2,249,822
<b>Subtotal (Monetary Cost)</b>	<b>\$17,696,670</b>	<b>\$6,094,418</b>	<b>\$2,047,464</b>	<b>\$2,157,543</b>	<b>\$1,215,012</b>	<b>\$29,211,107</b>
Quality of Life	\$97,402,830	\$32,454,920	\$8,320,644	\$6,879,168	\$859,794	\$145,917,356
<b>Total (Comprehensive Cost)</b>	<b>\$115,099,500</b>	<b>\$38,549,338</b>	<b>\$10,368,108</b>	<b>\$9,036,711</b>	<b>\$2,074,806</b>	<b>\$175,128,463</b>

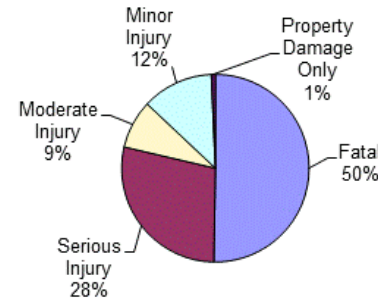
# Ingham County Drug-Involved Crashes

Crash Casualty Severity	Crash Casualties	Crash Costs
Fatal	4	\$46,039,800
Serious Injury	20	\$25,956,440
Moderate Injury	17	\$7,663,379
Minor Injury	30	\$11,257,110
Property Damage Only	40	\$635,080
<b>Total</b>	<b>111</b>	<b>\$91,551,809</b>
Average cost of crash casualty	\$824,791	

Crash Casualties



Crash Costs



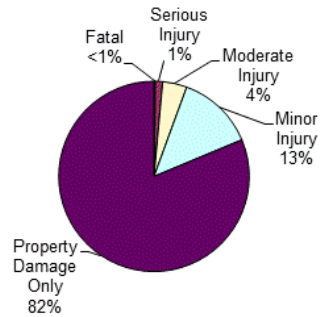
Costs of Drug-Involved Crashes in Ingham County (2021 dollars)						
	Fatal	Serious Injury	Moderate Injury	Minor Injury	Property Damage Only	Total
Medical Care	\$67,840	\$1,085,320	\$280,092	\$409,770	\$16,680	\$1,859,702
Work Loss	\$6,259,044	\$1,849,180	\$535,602	\$768,840	\$34,480	\$9,447,146
Public Services	\$4,360	\$7,760	\$3,825	\$5,820	\$2,120	\$23,885
Adjudication & Sanctioning	\$518,516	\$404,580	\$114,716	\$166,170	\$7,040	\$1,211,022
Insurance Administration	\$137,148	\$338,840	\$132,158	\$194,610	\$22,520	\$825,276
Congestion & Environmental	\$29,328	\$36,320	\$30,328	\$53,550	\$71,400	\$220,926
Property Damage & Loss	\$62,432	\$272,160	\$180,625	\$276,060	\$108,680	\$899,957
<b>Subtotal (Monetary Cost)</b>	<b>\$7,078,668</b>	<b>\$3,994,160</b>	<b>\$1,277,346</b>	<b>\$1,874,820</b>	<b>\$262,920</b>	<b>\$14,487,914</b>
Quality of Life	\$38,961,132	\$21,962,280	\$6,386,033	\$9,382,290	\$372,160	\$77,063,895
<b>Total (Comprehensive Cost)</b>	<b>\$46,039,800</b>	<b>\$25,956,440</b>	<b>\$7,663,379</b>	<b>\$11,257,110</b>	<b>\$635,080</b>	<b>\$91,551,809</b>



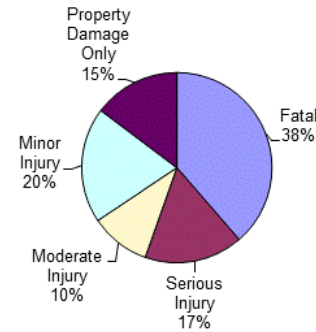
# Ingham County Young Driver Crashes (<21)

Crash Casualty Severity	Crash Casualties	Crash Costs
Fatal	6	\$62,367,498
Serious Injury	36	\$27,044,172
Moderate Injury	118	\$16,470,558
Minor Injury	376	\$31,724,624
Property Damage Only	2,327	\$23,779,613
<b>Total</b>	<b>2,863</b>	<b>\$161,386,465</b>
Average cost of crash casualty		\$56,370

Crash Casualties



Crash Costs

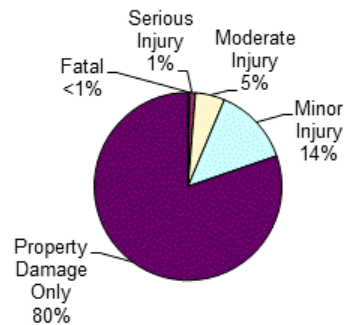


Costs of Young Driver Crashes in Ingham County (2021 dollars)						
	Fatal	Serious Injury	Moderate Injury	Minor Injury	Property Damage Only	Total
Medical Care	\$101,760	\$1,141,056	\$567,344	\$1,178,008	\$544,518	\$3,532,686
Work Loss	\$7,842,306	\$1,944,252	\$1,089,612	\$2,079,656	\$1,102,998	\$14,058,824
Public Services	\$6,540	\$10,656	\$18,762	\$45,496	\$118,677	\$200,131
Adjudication	\$777,774	\$413,244	\$222,194	\$434,656	\$186,160	\$2,034,028
Insurance Administration	\$205,722	\$371,088	\$375,476	\$786,216	\$998,283	\$2,736,785
Congestion & Environmental	\$43,992	\$64,764	\$209,214	\$666,648	\$4,153,695	\$5,138,313
Property Damage & Loss	\$93,648	\$420,156	\$1,071,086	\$2,724,496	\$6,203,782	\$10,513,168
<b>Subtotal (Monetary Cost)</b>	<b>\$9,071,742</b>	<b>\$4,365,216</b>	<b>\$3,553,688</b>	<b>\$7,915,176</b>	<b>\$13,308,113</b>	<b>\$38,213,935</b>
Quality of Life	\$53,295,756	\$22,678,956	\$12,916,870	\$23,809,448	\$10,471,500	\$123,172,530
<b>Total (Comprehensive Cost)</b>	<b>\$62,367,498</b>	<b>\$27,044,172</b>	<b>\$16,470,558</b>	<b>\$31,724,624</b>	<b>\$23,779,613</b>	<b>\$161,386,465</b>

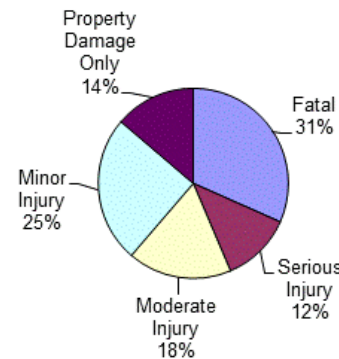
# Ingham County Older Driver Crashes (65+)

Crash Casualty Severity	Crash Casualties	Crash Costs
Fatal	6	\$62,367,498
Serious Injury	24	\$23,549,232
Moderate Injury	119	\$34,905,556
Minor Injury	315	\$49,126,455
Property Damage Only	1,887	\$27,106,755
<b>Total</b>	<b>2,351</b>	<b>\$197,055,496</b>
Average cost of crash casualty	\$83,818	

Crash Casualties



Crash Costs

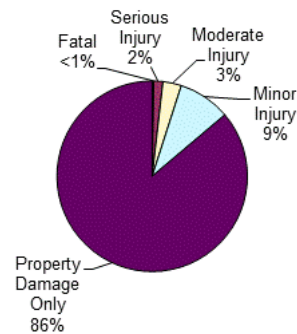


Costs of Older Driver Crashes in Ingham County (2021 dollars)						
	Fatal	Serious Injury	Moderate Injury	Minor Injury	Property Damage Only	Total
Medical Care	\$101,760	\$985,680	\$1,260,924	\$1,767,465	\$737,817	\$4,853,646
Work Loss	\$7,842,306	\$1,706,616	\$2,400,944	\$3,294,270	\$1,386,945	\$16,631,081
Public Services	\$6,540	\$8,136	\$22,610	\$43,785	\$101,898	\$182,969
Adjudication	\$777,774	\$360,384	\$490,280	\$676,305	\$256,632	\$2,561,375
Insurance Administration	\$205,722	\$318,720	\$619,395	\$977,760	\$969,918	\$3,091,515
Congestion & Environmental	\$43,992	\$43,320	\$211,820	\$559,755	\$3,366,408	\$4,225,295
Property Damage & Loss	\$93,648	\$312,360	\$1,147,517	\$2,407,860	\$5,419,464	\$9,380,849
<b>Subtotal (Monetary Cost)</b>	<b>\$9,071,742</b>	<b>\$3,735,216</b>	<b>\$6,153,490</b>	<b>\$9,727,200</b>	<b>\$12,239,082</b>	<b>\$40,926,730</b>
Quality of Life	\$53,295,756	\$19,814,016	\$28,752,066	\$39,399,255	\$14,867,673	\$156,128,766
<b>Total (Comprehensive Cost)</b>	<b>\$62,367,498</b>	<b>\$23,549,232</b>	<b>\$34,905,556</b>	<b>\$49,126,455</b>	<b>\$27,106,755</b>	<b>\$197,055,496</b>

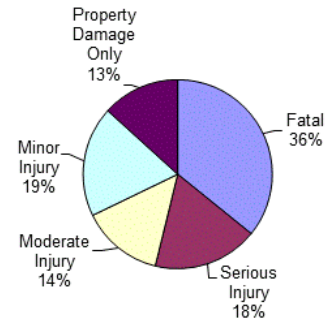
# Ingham County Medium/Large Truck Crashes

Crash Casualty Severity	Crash Casualties	Crash Costs
Fatal	1	\$10,432,467
Serious Injury	6	\$5,238,840
Moderate Injury	12	\$4,076,928
Minor Injury	34	\$5,507,456
Property Damage Only	330	\$3,859,350
<b>Total</b>	<b>383</b>	<b>\$29,115,041</b>
Average cost of crash casualty		\$76,018

Crash Casualties



Crash Costs



Costs of Medium/Large Truck Crashes in Ingham County (2021 dollars)						
	Fatal	Serious Injury	Moderate Injury	Minor Injury	Property Damage Only	Total
Medical Care	\$32,338	\$242,886	\$207,180	\$269,178	\$119,790	\$871,372
Work Loss	\$1,307,051	\$752,364	\$640,536	\$776,288	\$961,290	\$4,437,529
Public Services	\$1,096	\$1,926	\$2,100	\$6,528	\$15,510	\$27,160
Adjudication	\$141,870	\$87,066	\$34,008	\$51,068	\$52,470	\$366,482
Insurance Administration	\$34,040	\$68,394	\$43,800	\$75,820	\$180,840	\$402,894
Congestion & Environmental	\$7,583	\$11,202	\$22,020	\$62,458	\$609,510	\$712,773
Property Damage & Loss	\$25,863	\$64,338	\$98,556	\$212,670	\$950,400	\$1,351,827
<b>Subtotal (Monetary Cost)</b>	<b>\$1,549,841</b>	<b>\$1,228,176</b>	<b>\$1,048,200</b>	<b>\$1,454,010</b>	<b>\$2,889,810</b>	<b>\$8,170,037</b>
Quality of Life	\$8,882,626	\$4,010,664	\$3,028,728	\$4,053,446	\$969,540	\$20,945,004
<b>Total (Comprehensive Cost)</b>	<b>\$10,432,467</b>	<b>\$5,238,840</b>	<b>\$4,076,928</b>	<b>\$5,507,456</b>	<b>\$3,859,350</b>	<b>\$29,115,041</b>

# Ingham County Motorcycle Crashes

Injury Severity	Motorcyclist Crash Victims	Motorcyclist Victim Costs
Fatal	9	\$96,561,612
Serious Injury	24	\$23,315,304
Moderate Injury	23	\$6,124,992
Minor Injury	17	\$3,971,523
Property Damage Only	18	\$904,716
<b>Total</b>	<b>91</b>	<b>\$130,878,147</b>
Average cost of crash casualty		\$1,438,221

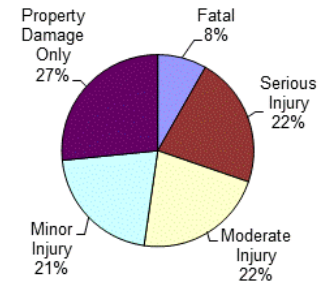
Injury Severity	Non-motorcyclist Crash Victims	Non-motorcyclist Victim Costs
Fatal	0	\$0
Serious Injury	0	\$0
Moderate Injury	1	\$194,433
Minor Injury	6	\$604,140
Property Damage Only	11	\$65,307
<b>Total</b>	<b>18</b>	<b>\$863,880</b>
Average cost of crash casualty		\$47,993

Motorcyclist Victim Costs in Motorcycle Crashes in Ingham County (2021 dollars)						
	Fatal	Serious Injury	Moderate Injury	Minor Injury	Property Damage Only	Total
Medical Care	\$177,120	\$971,568	\$218,247	\$141,270	\$27,972	\$1,536,177
Work Loss	\$13,300,893	\$1,758,696	\$441,186	\$285,617	\$57,258	\$15,843,650
Public Services	\$9,810	\$8,136	\$4,439	\$3,145	\$1,530	\$27,060
Adjudication	\$1,166,661	\$366,384	\$88,665	\$57,426	\$11,394	\$1,690,530
Insurance Administration	\$292,392	\$309,288	\$112,539	\$75,361	\$25,092	\$814,672
Congestion & Environmental	\$65,988	\$32,832	\$30,544	\$22,576	\$23,958	\$175,898
Property Damage & Loss	\$200,727	\$286,752	\$219,144	\$157,556	\$102,438	\$966,617
Subtotal (Monetary Cost)	\$15,213,591	\$3,733,656	\$1,114,764	\$742,951	\$249,642	\$21,054,604
Quality of Life	\$81,348,021	\$19,581,648	\$5,010,228	\$3,228,572	\$655,074	\$109,823,543
<b>Total (Comprehensive Cost)</b>	<b>\$96,561,612</b>	<b>\$23,315,304</b>	<b>\$6,124,992</b>	<b>\$3,971,523</b>	<b>\$904,716</b>	<b>\$130,878,147</b>

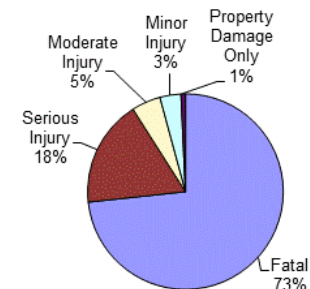
Non-motorcyclist Victim Costs in Motorcycle Crashes in Ingham County (2021 dollars)						
	Fatal	Serious Injury	Moderate Injury	Minor Injury	Property Damage Only	Total
Medical Care	\$0	\$0	\$7,041	\$21,636	\$0	\$28,677
Work Loss	\$0	\$0	\$13,160	\$38,934	\$1,353	\$53,447
Public Services	\$0	\$0	\$168	\$720	\$275	\$1,163
Adjudication	\$0	\$0	\$2,706	\$8,076	\$0	\$10,782
Insurance Administration	\$0	\$0	\$3,867	\$13,662	\$4,774	\$22,303
Congestion & Environmental	\$0	\$0	\$1,774	\$10,656	\$19,657	\$32,087
Property Damage & Loss	\$0	\$0	\$9,302	\$41,826	\$39,248	\$90,376
Subtotal (Monetary Cost)	\$0	\$0	\$38,018	\$135,510	\$65,307	\$238,835
Quality of Life	\$0	\$0	\$156,415	\$468,630	\$0	\$625,045
<b>Total (Comprehensive Cost)</b>	<b>\$0</b>	<b>\$0</b>	<b>\$194,433</b>	<b>\$604,140</b>	<b>\$65,307</b>	<b>\$863,880</b>

Costs of Motorcycle Crashes in Ingham County (2021 dollars)						
	Fatal	Serious Injury	Moderate Injury	Minor Injury	Property Damage Only	Total
Medical Care	\$177,120	\$971,568	\$225,288	\$162,906	\$27,972	\$1,564,854
Work Loss	\$13,300,893	\$1,758,696	\$454,346	\$324,551	\$58,611	\$15,897,097
Public Services	\$9,810	\$8,136	\$4,607	\$3,865	\$1,805	\$28,223
Adjudication	\$1,166,661	\$366,384	\$91,371	\$65,502	\$11,394	\$1,701,312
Insurance Administration	\$292,392	\$309,288	\$116,406	\$89,023	\$29,866	\$836,975
Congestion & Environmental	\$65,988	\$32,832	\$32,318	\$33,232	\$43,615	\$207,985
Property Damage & Loss	\$200,727	\$286,752	\$228,446	\$199,382	\$141,686	\$1,056,993
Subtotal (Monetary Cost)	\$15,213,591	\$3,733,656	\$1,152,782	\$878,461	\$314,949	\$21,293,439
Quality of Life	\$81,348,021	\$19,581,648	\$5,166,643	\$3,697,202	\$655,074	\$110,448,588
<b>Total (Comprehensive Cost)</b>	<b>\$96,561,612</b>	<b>\$23,315,304</b>	<b>\$6,319,425</b>	<b>\$4,575,663</b>	<b>\$970,023</b>	<b>\$131,742,027</b>

Crash Casualties



Crash Costs



# Ingham County Bicycle Crashes

Injury Severity	Bicyclist Crash Victims	Bicyclist Victim Costs
Fatal	1	\$9,720,902
Serious Injury	6	\$5,609,724
Moderate Injury	11	\$2,178,506
Minor Injury	29	\$3,679,868
Property Damage Only	18	\$246,168
<b>Total</b>	<b>65</b>	<b>\$21,435,168</b>
Average cost of crash casualty		\$329,772

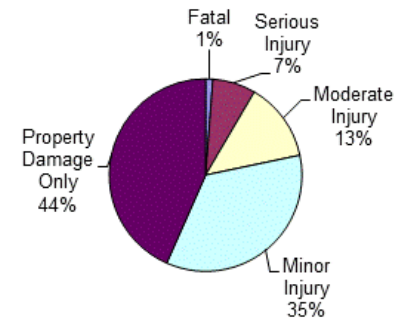
Injury Severity	Non-bicyclist Crash Victims	Non-bicyclist Victim Costs
Fatal	0	\$0
Serious Injury	0	\$0
Moderate Injury	0	\$0
Minor Injury	0	\$0
Property Damage Only	18	\$161,082
<b>Total</b>	<b>18</b>	<b>\$161,082</b>
Average cost of crash casualty		\$8,949

Bicyclist Victim Costs in Bicycle Crashes in Ingham County (2021 dollars)						
	Fatal	Serious Injury	Moderate Injury	Minor Injury	Property Damage Only	Total
Medical Care	\$25,971	\$243,168	\$75,889	\$123,888	\$8,352	\$477,268
Work Loss	\$1,189,275	\$455,172	\$156,585	\$242,179	\$14,922	\$2,058,133
Public Services	\$1,090	\$2,028	\$1,980	\$4,495	\$378	\$9,971
Adjudication	\$235,689	\$92,838	\$31,152	\$49,068	\$3,114	\$411,861
Insurance Administration	\$48,594	\$105,822	\$43,164	\$70,673	\$4,464	\$272,717
Congestion & Environmental	\$7,332	\$8,256	\$14,476	\$36,482	\$3,204	\$69,750
Property Damage & Loss	\$250	\$1,500	\$2,728	\$6,902	\$612	\$11,992
Subtotal (Monetary Cost)	\$1,508,201	\$908,784	\$325,974	\$533,687	\$35,046	\$3,311,692
Quality of Life	\$8,212,701	\$4,700,940	\$1,852,532	\$3,146,181	\$211,122	\$18,123,476
<b>Total (Comprehensive Cost)</b>	<b>\$9,720,902</b>	<b>\$5,609,724</b>	<b>\$2,178,506</b>	<b>\$3,679,868</b>	<b>\$246,168</b>	<b>\$21,435,168</b>

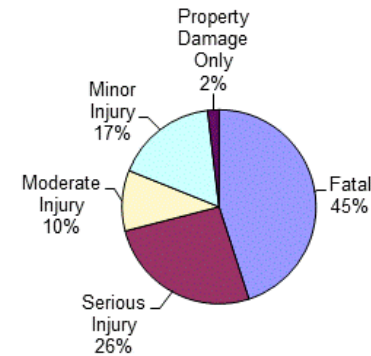
Non-bicyclist Victim Costs in Bicycle Crashes in Ingham County (2021 dollars)						
	Fatal	Serious Injury	Moderate Injury	Minor Injury	Property Damage Only	Total
Medical Care	\$0	\$0	\$0	\$0	\$3,312	\$3,312
Work Loss	\$0	\$0	\$0	\$0	\$7,290	\$7,290
Public Services	\$0	\$0	\$0	\$0	\$864	\$864
Adjudication	\$0	\$0	\$0	\$0	\$1,152	\$1,152
Insurance Administration	\$0	\$0	\$0	\$0	\$6,876	\$6,876
Congestion & Environmental	\$0	\$0	\$0	\$0	\$32,130	\$32,130
Property Damage & Loss	\$0	\$0	\$0	\$0	\$44,406	\$44,406
Subtotal (Monetary Cost)	\$0	\$0	\$0	\$0	\$96,030	\$96,030
Quality of Life	\$0	\$0	\$0	\$0	\$65,052	\$65,052
<b>Total (Comprehensive Cost)</b>	<b>\$0</b>	<b>\$0</b>	<b>\$0</b>	<b>\$0</b>	<b>\$161,082</b>	<b>\$161,082</b>

Costs of Bicycle Crashes in Ingham County (2021 dollars)						
	Fatal	Serious Injury	Moderate Injury	Minor Injury	Property Damage Only	Total
Medical Care	\$25,971	\$243,168	\$75,889	\$123,888	\$11,664	\$480,580
Work Loss	\$1,189,275	\$455,172	\$156,585	\$242,179	\$22,212	\$2,065,423
Public Services	\$1,090	\$2,028	\$1,980	\$4,495	\$1,242	\$10,835
Adjudication	\$235,689	\$92,838	\$31,152	\$49,068	\$4,266	\$413,013
Insurance Administration	\$48,594	\$105,822	\$43,164	\$70,673	\$11,340	\$279,593
Congestion & Environmental	\$7,332	\$8,256	\$14,476	\$36,482	\$35,334	\$101,880
Property Damage & Loss	\$250	\$1,500	\$2,728	\$6,902	\$45,018	\$56,398
Subtotal (Monetary Cost)	\$1,508,201	\$908,784	\$325,974	\$533,687	\$131,076	\$3,407,722
Quality of Life	\$8,212,701	\$4,700,940	\$1,852,532	\$3,146,181	\$276,174	\$18,188,528
<b>Total (Comprehensive Cost)</b>	<b>\$9,720,902</b>	<b>\$5,609,724</b>	<b>\$2,178,506</b>	<b>\$3,679,868</b>	<b>\$407,250</b>	<b>\$21,596,250</b>

Crash Casualties



Crash Costs



# Ingham County Pedestrian Crashes

Injury Severity	Pedestrian Crash Victims	Pedestrian Victim Costs
Fatal	3	\$29,203,053
Serious Injury	11	\$11,701,789
Moderate Injury	19	\$4,685,590
Minor Injury	40	\$6,224,080
Property Damage Only	12	\$191,136
<b>Total</b>	<b>85</b>	<b>\$52,005,648</b>
Average cost of crash casualty		\$611,831

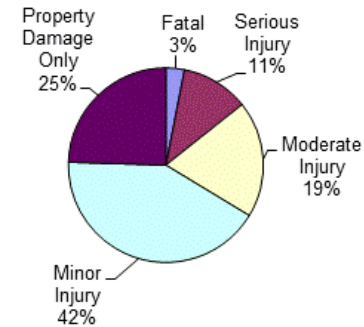
Injury Severity	Non-pedestrian Crash Victims	Non-pedestrian Victim Costs
Fatal	0	\$0
Serious Injury	0	\$0
Moderate Injury	0	\$0
Minor Injury	1	\$93,719
Property Damage Only	12	\$77,784
<b>Total</b>	<b>13</b>	<b>\$171,503</b>
Average cost of crash casualty		\$13,193

	Fatal	Serious Injury	Moderate Injury	Minor Injury	Property Damage Only	Total
Medical Care	\$67,821	\$531,267	\$173,527	\$218,560	\$6,696	\$997,871
Work Loss	\$3,561,543	\$857,175	\$295,108	\$358,000	\$10,032	\$5,081,858
Public Services	\$3,270	\$3,718	\$3,420	\$6,200	\$252	\$16,860
Adjudication	\$388,887	\$186,263	\$62,928	\$77,360	\$2,244	\$717,682
Insurance Administration	\$145,782	\$213,928	\$85,766	\$109,160	\$3,132	\$557,768
Congestion & Environmental	\$21,996	\$15,136	\$25,004	\$50,320	\$2,136	\$114,592
Subtotal (Monetary Cost)	\$4,189,299	\$1,807,487	\$645,753	\$819,600	\$24,492	\$7,486,631
Quality of Life	\$25,013,754	\$9,894,302	\$4,039,837	\$5,404,480	\$166,644	\$44,519,017
<b>Total (Comprehensive Cost)</b>	<b>\$29,203,053</b>	<b>\$11,701,789</b>	<b>\$4,685,590</b>	<b>\$6,224,080</b>	<b>\$191,136</b>	<b>\$52,005,648</b>

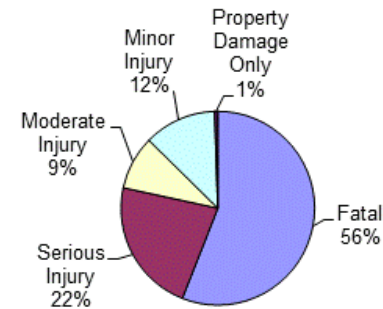
	Fatal	Serious Injury	Moderate Injury	Minor Injury	Property Damage Only	Total
Medical Care	\$0	\$0	\$0	\$3,606	\$2,208	\$5,814
Work Loss	\$0	\$0	\$0	\$6,489	\$4,860	\$11,349
Public Services	\$0	\$0	\$0	\$120	\$576	\$696
Adjudication	\$0	\$0	\$0	\$1,346	\$768	\$2,114
Insurance Administration	\$0	\$0	\$0	\$2,277	\$4,584	\$6,861
Congestion & Environmental	\$0	\$0	\$0	\$1,776	\$21,420	\$23,196
Subtotal (Monetary Cost)	\$0	\$0	\$0	\$15,614	\$34,416	\$50,030
Quality of Life	\$0	\$0	\$0	\$78,105	\$43,368	\$121,473
<b>Total (Comprehensive Cost)</b>	<b>\$0</b>	<b>\$0</b>	<b>\$0</b>	<b>\$93,719</b>	<b>\$77,784</b>	<b>\$171,503</b>

	Fatal	Serious Injury	Moderate Injury	Minor Injury	Property Damage Only	Total
Medical Care	\$67,821	\$531,267	\$173,527	\$222,166	\$8,904	\$1,003,685
Work Loss	\$3,561,543	\$857,175	\$295,108	\$364,489	\$14,892	\$5,093,207
Public Services	\$3,270	\$3,718	\$3,420	\$6,320	\$828	\$17,556
Adjudication	\$388,887	\$186,263	\$62,928	\$78,706	\$3,012	\$719,796
Insurance Administration	\$145,782	\$213,928	\$85,766	\$111,437	\$7,716	\$564,629
Congestion & Environmental	\$21,996	\$15,136	\$25,004	\$52,096	\$23,556	\$137,788
Subtotal (Monetary Cost)	\$4,189,299	\$1,807,487	\$645,753	\$835,214	\$58,908	\$7,536,661
Quality of Life	\$25,013,754	\$9,894,302	\$4,039,837	\$5,482,585	\$210,012	\$44,640,490
<b>Total (Comprehensive Cost)</b>	<b>\$29,203,053</b>	<b>\$11,701,789</b>	<b>\$4,685,590</b>	<b>\$6,317,799</b>	<b>\$268,920</b>	<b>\$52,177,151</b>

Crash Casualties



Crash Costs



# Ionia County Traffic Crashes and Crime

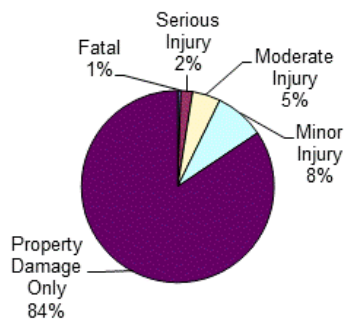
Crash Casualty Severity	Crash Casualties	Crash Costs
Fatal	13	\$135,129,579
Serious Injury	49	\$45,851,456
Moderate Injury	117	\$22,748,661
Minor Injury	208	\$20,943,520
Property Damage Only	2,097	\$18,766,053
<b>Total</b>	<b>2,484</b>	<b>\$243,439,269</b>
Average cost of crash casualty		\$98,003

Index Crime Category	Number of Crimes	Crime Costs
Murder	1	\$9,909,389
Rape	43	\$24,316,629
Aggravated Assault	50	\$2,327,400
Robbery	0	\$0
Larceny	279	\$1,194,399
Burglary	34	\$144,874
Motor Vehicle Theft	34	\$350,234
<b>Total</b>	<b>441</b>	<b>\$38,242,925</b>
Average cost of index crime		\$86,719

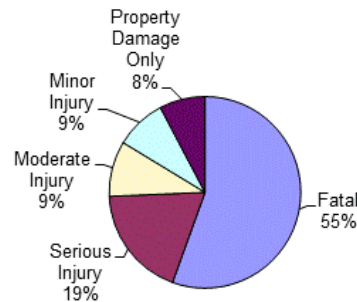
Costs of Crashes in Ionia County (2021 dollars)						
	Fatal	Serious Injury	Moderate Injury	Minor Injury	Property Damage Only	Total
Medical Care	\$220,480	\$1,963,871	\$823,797	\$750,048	\$385,848	\$4,144,044
Work Loss	\$16,991,663	\$3,380,020	\$1,539,720	\$1,349,712	\$849,285	\$24,110,400
Public Services	\$14,170	\$16,317	\$19,656	\$24,960	\$100,656	\$175,759
Adjudication & Sanctioning	\$1,685,177	\$715,596	\$316,602	\$279,968	\$134,208	\$3,131,551
Insurance Administration	\$445,731	\$610,981	\$452,439	\$473,616	\$801,054	\$2,783,821
Congestion & Environmental	\$95,316	\$88,445	\$207,558	\$369,408	\$3,743,145	\$4,503,872
Property Damage & Loss	\$202,904	\$609,168	\$1,088,334	\$1,449,968	\$5,173,299	\$8,523,673
<b>Subtotal (Monetary Cost)</b>	<b>\$19,655,441</b>	<b>\$7,384,398</b>	<b>\$4,448,106</b>	<b>\$4,697,680</b>	<b>\$11,187,495</b>	<b>\$47,373,120</b>
Quality of Life	\$115,474,138	\$38,467,058	\$18,300,555	\$16,245,840	\$7,578,558	\$196,066,149
<b>Total (Comprehensive Cost)</b>	<b>\$135,129,579</b>	<b>\$45,851,456</b>	<b>\$22,748,661</b>	<b>\$20,943,520</b>	<b>\$18,766,053</b>	<b>\$243,439,269</b>

Costs of Index Crimes in Ionia County (2021 dollars)								
	Murder	Rape	Aggravated Assault	Robbery	Larceny	Burglary	Motor Vehicle Theft	Total
Medical Care	\$12,893	\$145,082	\$105,750	\$0	\$0	\$0	\$0	\$263,725
Mental Health	\$12,125	\$283,155	\$20,400	\$0	\$0	\$0	\$0	\$315,680
Work Loss	\$1,160,258	\$306,461	\$113,800	\$0	\$8,649	\$1,326	\$3,978	\$1,594,472
Public Services	\$104,785	\$32,723	\$121,950	\$0	\$147,033	\$12,308	\$15,470	\$434,269
Adjudication & Sanctioning	\$489,046	\$1,945,234	\$299,750	\$0	\$724,005	\$26,214	\$67,660	\$3,551,909
Property Damage & Loss	\$211	\$8,127	\$4,200	\$0	\$314,712	\$105,026	\$263,126	\$695,402
<b>Subtotal (Monetary Cost)</b>	<b>\$1,779,318</b>	<b>\$2,720,782</b>	<b>\$665,850</b>	<b>\$0</b>	<b>\$1,194,399</b>	<b>\$144,874</b>	<b>\$350,234</b>	<b>\$6,855,457</b>
Quality of Life	\$8,130,071	\$21,595,847	\$1,661,550	\$0	\$0	\$0	\$0	\$31,387,468
<b>Total (Comprehensive Costs)</b>	<b>\$9,909,389</b>	<b>\$24,316,629</b>	<b>\$2,327,400</b>	<b>\$0</b>	<b>\$1,194,399</b>	<b>\$144,874</b>	<b>\$350,234</b>	<b>\$38,242,925</b>

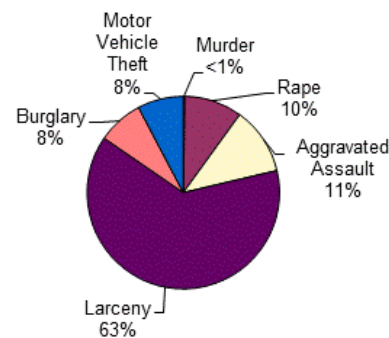
Crash Casualties



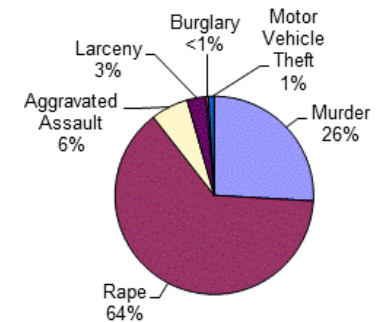
Crash Costs



Index Crimes



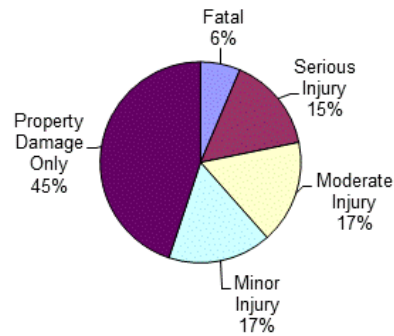
Index Crime Costs



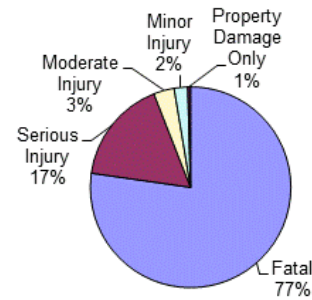
# Ionia County Alcohol-Involved Crashes

Crash Casualty Severity	Crash Casualties	Crash Costs
Fatal	5	\$57,549,750
Serious Injury	12	\$12,502,488
Moderate Injury	13	\$2,488,343
Minor Injury	13	\$1,623,576
Property Damage Only	35	\$331,590
<b>Total</b>	<b>78</b>	<b>\$74,495,747</b>
Average cost of crash casualty		\$955,074

Crash Casualties



Crash Costs



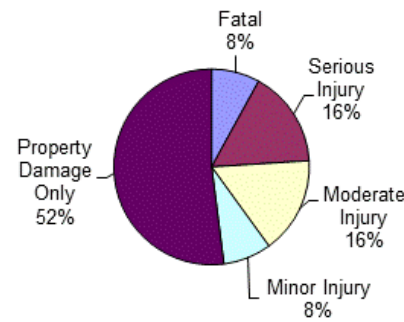
Costs of Alcohol-Involved Crashes in Ionia County (2021 dollars)						
	Fatal	Serious Injury	Moderate Injury	Minor Injury	Property Damage Only	Total
Medical Care	\$84,800	\$535,728	\$85,098	\$56,108	\$7,350	\$769,084
Work Loss	\$7,823,805	\$899,988	\$160,407	\$99,411	\$15,295	\$8,998,906
Public Services	\$5,450	\$4,116	\$2,158	\$1,677	\$1,715	\$15,116
Adjudication & Sanctioning	\$648,145	\$199,200	\$35,737	\$22,165	\$2,870	\$908,117
Insurance Administration	\$171,435	\$164,652	\$56,498	\$38,766	\$15,225	\$446,576
Congestion & Environmental	\$36,660	\$21,684	\$23,049	\$62,055	\$62,475	\$205,923
Property Damage & Loss	\$78,040	\$151,200	\$122,278	\$101,322	\$89,250	\$542,090
<b>Subtotal (Monetary Cost)</b>	<b>\$8,848,335</b>	<b>\$1,976,568</b>	<b>\$485,225</b>	<b>\$381,504</b>	<b>\$194,180</b>	<b>\$11,885,812</b>
Quality of Life	\$48,701,415	\$10,525,920	\$2,003,118	\$1,242,072	\$137,410	\$62,609,935
<b>Total (Comprehensive Cost)</b>	<b>\$57,549,750</b>	<b>\$12,502,488</b>	<b>\$2,488,343</b>	<b>\$1,623,576</b>	<b>\$331,590</b>	<b>\$74,495,747</b>



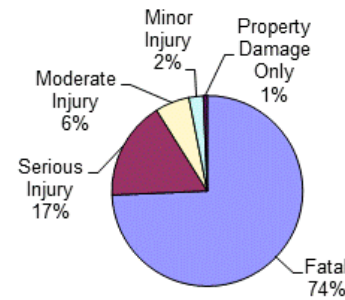
# Ionia County Drug-Involved Crashes

Crash Casualty Severity	Crash Casualties	Crash Costs
Fatal	2	\$23,019,900
Serious Injury	4	\$5,191,288
Moderate Injury	4	\$1,803,148
Minor Injury	2	\$750,474
Property Damage Only	13	\$206,401
<b>Total</b>	<b>25</b>	<b>\$30,971,211</b>
Average cost of crash casualty	\$1,238,848	

Crash Casualties



Crash Costs

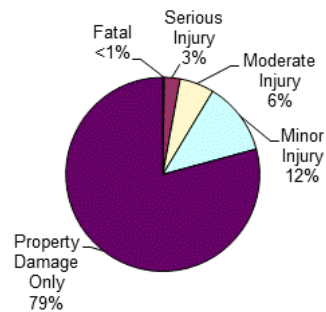


Costs of Drug-Involved Crashes in Ionia County (2021 dollars)						
	Fatal	Serious Injury	Moderate Injury	Minor Injury	Property Damage Only	Total
Medical Care	\$33,920	\$217,064	\$65,904	\$27,318	\$5,421	\$349,627
Work Loss	\$3,129,522	\$369,836	\$126,024	\$51,256	\$11,206	\$3,687,844
Public Services	\$2,180	\$1,552	\$900	\$388	\$689	\$5,709
Adjudication & Sanctioning	\$259,258	\$80,916	\$26,992	\$11,078	\$2,288	\$380,532
Insurance Administration	\$68,574	\$67,768	\$31,096	\$12,974	\$7,319	\$187,731
Congestion & Environmental	\$14,664	\$7,264	\$7,136	\$3,570	\$23,205	\$55,839
Property Damage & Loss	\$31,216	\$54,432	\$42,500	\$18,404	\$35,321	\$181,873
<b>Subtotal (Monetary Cost)</b>	<b>\$3,539,334</b>	<b>\$798,832</b>	<b>\$300,552</b>	<b>\$124,988</b>	<b>\$85,449</b>	<b>\$4,849,155</b>
Quality of Life	\$19,480,566	\$4,392,456	\$1,502,596	\$625,486	\$120,952	\$26,122,056
<b>Total (Comprehensive Cost)</b>	<b>\$23,019,900</b>	<b>\$5,191,288</b>	<b>\$1,803,148</b>	<b>\$750,474</b>	<b>\$206,401</b>	<b>\$30,971,211</b>

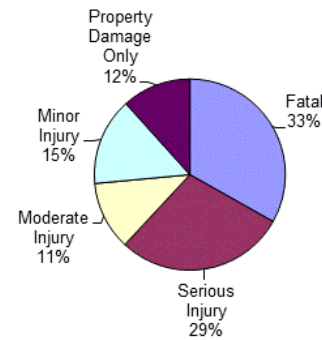
# Ionia County Young Driver Crashes (<21)

Crash Casualty Severity	Crash Casualties	Crash Costs
Fatal	1	\$10,394,583
Serious Injury	12	\$9,014,724
Moderate Injury	26	\$3,629,106
Minor Injury	55	\$4,640,570
Property Damage Only	358	\$3,658,402
<b>Total</b>	<b>452</b>	<b>\$31,337,385</b>
Average cost of crash casualty		\$69,330

Crash Casualties



Crash Costs

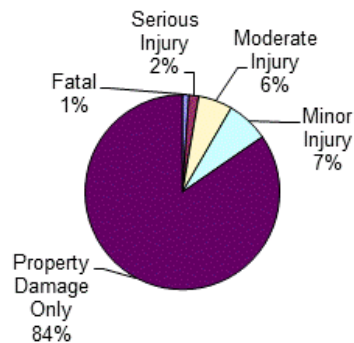


Costs of Young Driver Crashes in Ionia County (2021 dollars)						
	Fatal	Serious Injury	Moderate Injury	Minor Injury	Property Damage Only	Total
Medical Care	\$16,960	\$380,352	\$125,008	\$172,315	\$83,772	\$778,407
Work Loss	\$1,307,051	\$648,084	\$240,084	\$304,205	\$169,692	\$2,669,116
Public Services	\$1,090	\$3,552	\$4,134	\$6,655	\$18,258	\$33,689
Adjudication	\$129,629	\$137,748	\$48,958	\$63,580	\$28,640	\$408,555
Insurance Administration	\$34,287	\$123,696	\$82,732	\$115,005	\$153,582	\$509,302
Congestion & Environmental	\$7,332	\$21,588	\$46,098	\$97,515	\$639,030	\$811,563
Property Damage & Loss	\$15,608	\$140,052	\$236,002	\$398,530	\$954,428	\$1,744,620
<b>Subtotal (Monetary Cost)</b>	<b>\$1,511,957</b>	<b>\$1,455,072</b>	<b>\$783,016</b>	<b>\$1,157,805</b>	<b>\$2,047,402</b>	<b>\$6,955,252</b>
Quality of Life	\$8,882,626	\$7,559,652	\$2,846,090	\$3,482,765	\$1,611,000	\$24,382,133
<b>Total (Comprehensive Cost)</b>	<b>\$10,394,583</b>	<b>\$9,014,724</b>	<b>\$3,629,106</b>	<b>\$4,640,570</b>	<b>\$3,658,402</b>	<b>\$31,337,385</b>

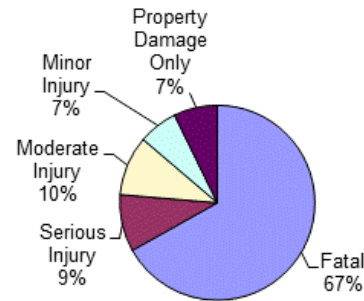
# Ionia County Older Driver Crashes (65+)

Crash Casualty Severity	Crash Casualties	Crash Costs
Fatal	4	\$41,578,332
Serious Injury	6	\$5,887,308
Moderate Injury	21	\$6,159,804
Minor Injury	26	\$4,054,882
Property Damage Only	313	\$4,496,245
<b>Total</b>	<b>370</b>	<b>\$62,176,571</b>
Average cost of crash casualty	\$168,045	

Crash Casualties



Crash Costs

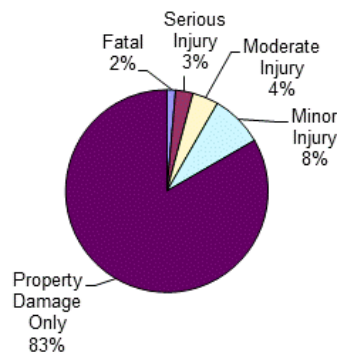


Costs of Older Driver Crashes in Ionia County (2021 dollars)						
	Fatal	Serious Injury	Moderate Injury	Minor Injury	Property Damage Only	Total
Medical Care	\$67,840	\$246,420	\$222,516	\$145,886	\$122,383	\$805,045
Work Loss	\$5,228,204	\$426,654	\$423,696	\$271,908	\$230,055	\$6,580,517
Public Services	\$4,360	\$2,034	\$3,990	\$3,614	\$16,902	\$30,900
Adjudication	\$518,516	\$90,096	\$86,520	\$55,822	\$42,568	\$793,522
Insurance Administration	\$137,148	\$79,680	\$109,305	\$80,704	\$160,882	\$567,719
Congestion & Environmental	\$29,328	\$10,830	\$37,380	\$46,202	\$558,392	\$682,132
Property Damage & Loss	\$62,432	\$78,090	\$202,503	\$198,744	\$898,936	\$1,440,705
<b>Subtotal (Monetary Cost)</b>	<b>\$6,047,828</b>	<b>\$933,804</b>	<b>\$1,085,910</b>	<b>\$802,880</b>	<b>\$2,030,118</b>	<b>\$10,900,540</b>
Quality of Life	\$35,530,504	\$4,953,504	\$5,073,894	\$3,252,002	\$2,466,127	\$51,276,031
<b>Total (Comprehensive Cost)</b>	<b>\$41,578,332</b>	<b>\$5,887,308</b>	<b>\$6,159,804</b>	<b>\$4,054,882</b>	<b>\$4,496,245</b>	<b>\$62,176,571</b>

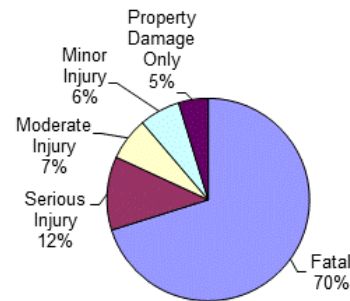
# Ionia County Medium/Large Truck Crashes

Crash Casualty Severity	Crash Casualties	Crash Costs
Fatal	2	\$20,864,934
Serious Injury	4	\$3,492,560
Moderate Injury	6	\$2,038,464
Minor Injury	12	\$1,943,808
Property Damage Only	120	\$1,403,400
<b>Total</b>	<b>144</b>	<b>\$29,743,166</b>
Average cost of crash casualty		\$206,550

Crash Casualties



Crash Costs



Costs of Medium/Large Truck Crashes in Ionia County (2021 dollars)						
	Fatal	Serious Injury	Moderate Injury	Minor Injury	Property Damage Only	Total
Medical Care	\$64,676	\$161,924	\$103,590	\$95,004	\$43,560	\$468,754
Work Loss	\$2,614,102	\$501,576	\$320,268	\$273,984	\$349,560	\$4,059,490
Public Services	\$2,192	\$1,284	\$1,050	\$2,304	\$5,640	\$12,470
Adjudication	\$283,740	\$58,044	\$17,004	\$18,024	\$19,080	\$395,892
Insurance Administration	\$68,080	\$45,596	\$21,900	\$26,760	\$65,760	\$228,096
Congestion & Environmental	\$15,166	\$7,468	\$11,010	\$22,044	\$221,640	\$277,328
Property Damage & Loss	\$51,726	\$42,892	\$49,278	\$75,060	\$345,600	\$564,556
<b>Subtotal (Monetary Cost)</b>	<b>\$3,099,682</b>	<b>\$818,784</b>	<b>\$524,100</b>	<b>\$513,180</b>	<b>\$1,050,840</b>	<b>\$6,006,586</b>
Quality of Life	\$17,765,252	\$2,673,776	\$1,514,364	\$1,430,628	\$352,560	\$23,736,580
<b>Total (Comprehensive Cost)</b>	<b>\$20,864,934</b>	<b>\$3,492,560</b>	<b>\$2,038,464</b>	<b>\$1,943,808</b>	<b>\$1,403,400</b>	<b>\$29,743,166</b>

# Ionia County Motorcycle Crashes

Injury Severity	Motorcyclist Crash Victims	Motorcyclist Victim Costs
Fatal	2	\$21,458,136
Serious Injury	12	\$11,657,652
Moderate Injury	18	\$4,793,472
Minor Injury	5	\$1,168,095
Property Damage Only	5	\$251,310
<b>Total</b>	<b>42</b>	<b>\$39,328,665</b>
Average cost of crash casualty	\$936,397	

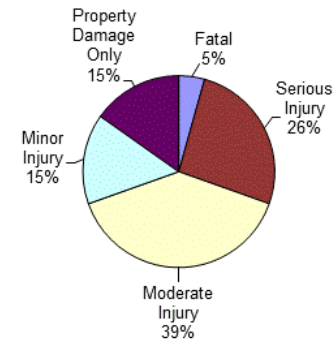
Injury Severity	Non-motorcyclist Crash Victims	Non-motorcyclist Victim Costs
Fatal	0	\$0
Serious Injury	0	\$0
Moderate Injury	0	\$0
Minor Injury	2	\$201,380
Property Damage Only	2	\$11,874
<b>Total</b>	<b>4</b>	<b>\$213,254</b>
Average cost of crash casualty	\$53,314	

Motorcyclist Victim Costs in Motorcycle Crashes in Ionia County (2021 dollars)						
	Fatal	Serious Injury	Moderate Injury	Minor Injury	Property Damage Only	Total
Medical Care	\$39,360	\$485,784	\$170,802	\$41,550	\$7,770	\$745,266
Work Loss	\$2,955,754	\$879,348	\$345,276	\$84,005	\$15,905	\$4,280,288
Public Services	\$2,180	\$4,068	\$3,474	\$925	\$425	\$11,072
Adjudication	\$259,258	\$183,192	\$69,390	\$16,890	\$3,165	\$531,895
Insurance Administration	\$64,976	\$154,644	\$88,074	\$22,165	\$6,970	\$336,829
Congestion & Environmental	\$14,664	\$16,416	\$23,904	\$6,640	\$6,655	\$68,279
Property Damage & Loss	\$44,606	\$143,376	\$171,504	\$46,340	\$28,455	\$434,281
<b>Subtotal (Monetary Cost)</b>	<b>\$3,380,798</b>	<b>\$1,866,828</b>	<b>\$872,424</b>	<b>\$218,515</b>	<b>\$69,345</b>	<b>\$6,407,910</b>
Quality of Life	\$18,077,338	\$9,790,824	\$3,921,048	\$949,580	\$181,965	\$32,920,755
<b>Total (Comprehensive Cost)</b>	<b>\$21,458,136</b>	<b>\$11,657,652</b>	<b>\$4,793,472</b>	<b>\$1,168,095</b>	<b>\$251,310</b>	<b>\$39,328,665</b>

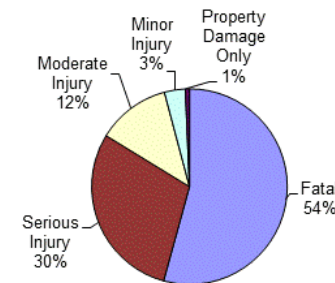
Non-motorcyclist Victim Costs in Motorcycle Crashes in Ionia County (2021 dollars)						
	Fatal	Serious Injury	Moderate Injury	Minor Injury	Property Damage Only	Total
Medical Care	\$0	\$0	\$0	\$7,212	\$0	\$7,212
Work Loss	\$0	\$0	\$0	\$12,978	\$246	\$13,224
Public Services	\$0	\$0	\$0	\$240	\$50	\$290
Adjudication	\$0	\$0	\$0	\$2,692	\$0	\$2,692
Insurance Administration	\$0	\$0	\$0	\$4,554	\$868	\$5,422
Congestion & Environmental	\$0	\$0	\$0	\$3,552	\$3,574	\$7,126
Property Damage & Loss	\$0	\$0	\$0	\$13,942	\$7,136	\$21,078
<b>Subtotal (Monetary Cost)</b>	<b>\$0</b>	<b>\$0</b>	<b>\$0</b>	<b>\$45,170</b>	<b>\$11,874</b>	<b>\$57,044</b>
Quality of Life	\$0	\$0	\$0	\$156,210	\$0	\$156,210
<b>Total (Comprehensive Cost)</b>	<b>\$0</b>	<b>\$0</b>	<b>\$0</b>	<b>\$201,380</b>	<b>\$11,874</b>	<b>\$213,254</b>

Costs of Motorcycle Crashes in Ionia County (2021 dollars)						
	Fatal	Serious Injury	Moderate Injury	Minor Injury	Property Damage Only	Total
Medical Care	\$39,360	\$485,784	\$170,802	\$48,762	\$7,770	\$752,478
Work Loss	\$2,955,754	\$879,348	\$345,276	\$96,983	\$16,151	\$4,293,512
Public Services	\$2,180	\$4,068	\$3,474	\$1,165	\$475	\$11,362
Adjudication	\$259,258	\$183,192	\$69,390	\$19,582	\$3,165	\$534,587
Insurance Administration	\$64,976	\$154,644	\$88,074	\$26,719	\$7,838	\$342,251
Congestion & Environmental	\$14,664	\$16,416	\$23,904	\$10,192	\$10,229	\$75,405
Property Damage & Loss	\$44,606	\$143,376	\$171,504	\$60,282	\$35,591	\$455,359
<b>Subtotal (Monetary Cost)</b>	<b>\$3,380,798</b>	<b>\$1,866,828</b>	<b>\$872,424</b>	<b>\$263,685</b>	<b>\$81,219</b>	<b>\$6,464,954</b>
Quality of Life	\$18,077,338	\$9,790,824	\$3,921,048	\$1,105,790	\$181,965	\$33,076,965
<b>Total (Comprehensive Cost)</b>	<b>\$21,458,136</b>	<b>\$11,657,652</b>	<b>\$4,793,472</b>	<b>\$1,369,475</b>	<b>\$263,184</b>	<b>\$39,541,919</b>

**Crash Casualties**



**Crash Costs**



# Ionia County Bicycle Crashes

Injury Severity	Bicyclist Crash Victims	Bicyclist Victim Costs
Fatal	0	\$0
Serious Injury	0	\$0
Moderate Injury	0	\$0
Minor Injury	0	\$0
Property Damage Only	0	\$0
<b>Total</b>	<b>0</b>	<b>\$0</b>
Average cost of crash casualty	\$0	

Injury Severity	Non-bicyclist Crash Victims	Non-bicyclist Victim Costs
Fatal	0	\$0
Serious Injury	0	\$0
Moderate Injury	0	\$0
Minor Injury	0	\$0
Property Damage Only	0	\$0
<b>Total</b>	<b>0</b>	<b>\$0</b>
Average cost of crash casualty	\$0	

Bicyclist Victim Costs in Bicycle Crashes in Ionia County (2021 dollars)						
	Fatal	Serious Injury	Moderate Injury	Minor Injury	Property Damage Only	Total
Medical Care	\$0	\$0	\$0	\$0	\$0	\$0
Work Loss	\$0	\$0	\$0	\$0	\$0	\$0
Public Services	\$0	\$0	\$0	\$0	\$0	\$0
Adjudication	\$0	\$0	\$0	\$0	\$0	\$0
Insurance Administration	\$0	\$0	\$0	\$0	\$0	\$0
Congestion & Environmental	\$0	\$0	\$0	\$0	\$0	\$0
Property Damage & Loss	\$0	\$0	\$0	\$0	\$0	\$0
Subtotal (Monetary Cost)	\$0	\$0	\$0	\$0	\$0	\$0
Quality of Life	\$0	\$0	\$0	\$0	\$0	\$0
<b>Total (Comprehensive Cost)</b>	<b>\$0</b>	<b>\$0</b>	<b>\$0</b>	<b>\$0</b>	<b>\$0</b>	<b>\$0</b>

Non-bicyclist Victim Costs in Bicycle Crashes in Ionia County (2021 dollars)						
	Fatal	Serious Injury	Moderate Injury	Minor Injury	Property Damage Only	Total
Medical Care	\$0	\$0	\$0	\$0	\$0	\$0
Work Loss	\$0	\$0	\$0	\$0	\$0	\$0
Public Services	\$0	\$0	\$0	\$0	\$0	\$0
Adjudication	\$0	\$0	\$0	\$0	\$0	\$0
Insurance Administration	\$0	\$0	\$0	\$0	\$0	\$0
Congestion & Environmental	\$0	\$0	\$0	\$0	\$0	\$0
Property Damage & Loss	\$0	\$0	\$0	\$0	\$0	\$0
Subtotal (Monetary Cost)	\$0	\$0	\$0	\$0	\$0	\$0
Quality of Life	\$0	\$0	\$0	\$0	\$0	\$0
<b>Total (Comprehensive Cost)</b>	<b>\$0</b>	<b>\$0</b>	<b>\$0</b>	<b>\$0</b>	<b>\$0</b>	<b>\$0</b>

Costs of Bicycle Crashes in Ionia County (2021 dollars)						
	Fatal	Serious Injury	Moderate Injury	Minor Injury	Property Damage Only	Total
Medical Care	\$0	\$0	\$0	\$0	\$0	\$0
Work Loss	\$0	\$0	\$0	\$0	\$0	\$0
Public Services	\$0	\$0	\$0	\$0	\$0	\$0
Adjudication	\$0	\$0	\$0	\$0	\$0	\$0
Insurance Administration	\$0	\$0	\$0	\$0	\$0	\$0
Congestion & Environmental	\$0	\$0	\$0	\$0	\$0	\$0
Property Damage & Loss	\$0	\$0	\$0	\$0	\$0	\$0
Subtotal (Monetary Cost)	\$0	\$0	\$0	\$0	\$0	\$0
Quality of Life	\$0	\$0	\$0	\$0	\$0	\$0
<b>Total (Comprehensive Cost)</b>	<b>\$0</b>	<b>\$0</b>	<b>\$0</b>	<b>\$0</b>	<b>\$0</b>	<b>\$0</b>

Crash Casualties

No Bicycle Crashes

Crash Costs

Bicycle Crash Costs =  
\$0

# Ionia County Pedestrian Crashes

Injury Severity	Pedestrian Crash Victims	Pedestrian Victim Costs
Fatal	2	\$19,468,702
Serious Injury	1	\$1,063,799
Moderate Injury	2	\$493,220
Minor Injury	4	\$622,408
Property Damage Only	0	\$0
<b>Total</b>	<b>9</b>	<b>\$21,648,129</b>
Average cost of crash casualty	\$2,405,348	

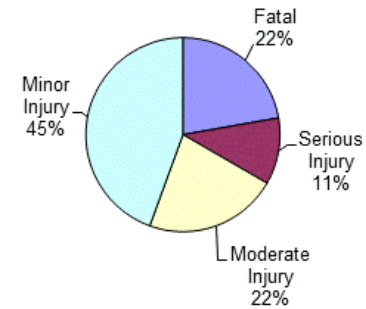
Injury Severity	Non-pedestrian Crash Victims	Non-pedestrian Victim Costs
Fatal	0	\$0
Serious Injury	0	\$0
Moderate Injury	0	\$0
Minor Injury	0	\$0
Property Damage Only	0	\$0
<b>Total</b>	<b>0</b>	<b>\$0</b>
Average cost of crash casualty	\$0	

Pedestrian Victim Costs in Pedestrian Crashes in Ionia County (2021 dollars)						
	Fatal	Serious Injury	Moderate Injury	Minor Injury	Property Damage Only	Total
Medical Care	\$45,214	\$48,297	\$18,266	\$21,856	\$0	\$133,633
Work Loss	\$2,374,362	\$77,925	\$31,064	\$35,800	\$0	\$2,519,151
Public Services	\$2,180	\$338	\$360	\$620	\$0	\$3,498
Adjudication	\$259,258	\$16,933	\$6,624	\$7,736	\$0	\$290,551
Insurance Administration	\$97,188	\$19,448	\$9,028	\$10,916	\$0	\$136,580
Congestion & Environmental	\$14,664	\$1,376	\$2,632	\$5,032	\$0	\$23,704
Subtotal (Monetary Cost)	\$2,792,866	\$164,317	\$67,974	\$81,960	\$0	\$3,107,117
Quality of Life	\$16,675,836	\$899,482	\$425,246	\$540,448	\$0	\$18,541,012
<b>Total (Comprehensive Cost)</b>	<b>\$19,468,702</b>	<b>\$1,063,799</b>	<b>\$493,220</b>	<b>\$622,408</b>	<b>\$0</b>	<b>\$21,648,129</b>

Non-pedestrian Victim in Pedestrian Crashes in Ionia County (2021 dollars)						
	Fatal	Serious Injury	Moderate Injury	Minor Injury	Property Damage Only	Total
Medical Care	\$0	\$0	\$0	\$0	\$0	\$0
Work Loss	\$0	\$0	\$0	\$0	\$0	\$0
Public Services	\$0	\$0	\$0	\$0	\$0	\$0
Adjudication	\$0	\$0	\$0	\$0	\$0	\$0
Insurance Administration	\$0	\$0	\$0	\$0	\$0	\$0
Congestion & Environmental	\$0	\$0	\$0	\$0	\$0	\$0
Subtotal (Monetary Cost)	\$0	\$0	\$0	\$0	\$0	\$0
Quality of Life	\$0	\$0	\$0	\$0	\$0	\$0
<b>Total (Comprehensive Cost)</b>	<b>\$0</b>	<b>\$0</b>	<b>\$0</b>	<b>\$0</b>	<b>\$0</b>	<b>\$0</b>

Costs of Pedestrian Crashes in Ionia County (2021 dollars)						
	Fatal	Serious Injury	Moderate Injury	Minor Injury	Property Damage Only	Total
Medical Care	\$45,214	\$48,297	\$18,266	\$21,856	\$0	\$133,633
Work Loss	\$2,374,362	\$77,925	\$31,064	\$35,800	\$0	\$2,519,151
Public Services	\$2,180	\$338	\$360	\$620	\$0	\$3,498
Adjudication	\$259,258	\$16,933	\$6,624	\$7,736	\$0	\$290,551
Insurance Administration	\$97,188	\$19,448	\$9,028	\$10,916	\$0	\$136,580
Congestion & Environmental	\$14,664	\$1,376	\$2,632	\$5,032	\$0	\$23,704
Subtotal (Monetary Cost)	\$2,792,866	\$164,317	\$67,974	\$81,960	\$0	\$3,107,117
Quality of Life	\$16,675,836	\$899,482	\$425,246	\$540,448	\$0	\$18,541,012
<b>Total (Comprehensive Cost)</b>	<b>\$19,468,702</b>	<b>\$1,063,799</b>	<b>\$493,220</b>	<b>\$622,408</b>	<b>\$0</b>	<b>\$21,648,129</b>

Crash Casualties



Crash Costs



# Iosco County Traffic Crashes and Crime

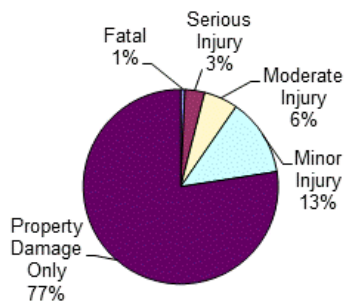
Crash Casualty Severity	Crash Casualties	Crash Costs
Fatal	6	\$62,367,498
Serious Injury	28	\$26,200,832
Moderate Injury	48	\$9,332,784
Minor Injury	110	\$11,075,900
Property Damage Only	660	\$5,906,340
<b>Total</b>	<b>852</b>	<b>\$114,883,354</b>
Average cost of crash casualty		\$134,840

Index Crime Category	Number of Crimes	Crime Costs
Murder	2	\$19,818,778
Rape	23	\$13,006,569
Aggravated Assault	39	\$1,815,372
Robbery	0	\$0
Larceny	104	\$445,224
Burglary	23	\$98,003
Motor Vehicle Theft	14	\$144,214
<b>Total</b>	<b>205</b>	<b>\$35,328,160</b>
Average cost of index crime		\$172,332

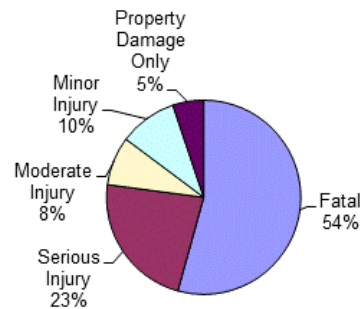
Costs of Crashes in Iosco County (2021 dollars)						
	Fatal	Serious Injury	Moderate Injury	Minor Injury	Property Damage Only	Total
Medical Care	\$101,760	\$1,122,212	\$337,968	\$396,660	\$121,440	\$2,080,040
Work Loss	\$7,842,306	\$1,931,440	\$631,680	\$713,790	\$267,300	\$11,386,516
Public Services	\$6,540	\$9,324	\$8,064	\$13,200	\$31,680	\$68,808
Adjudication & Sanctioning	\$777,774	\$408,912	\$129,888	\$148,060	\$42,240	\$1,506,874
Insurance Administration	\$205,722	\$349,132	\$185,616	\$250,470	\$252,120	\$1,243,060
Congestion & Environmental	\$43,992	\$50,540	\$85,152	\$195,360	\$1,178,100	\$1,553,144
Property Damage & Loss	\$93,648	\$348,096	\$446,496	\$766,810	\$1,628,220	\$3,283,270
<b>Subtotal (Monetary Cost)</b>	<b>\$9,071,742</b>	<b>\$4,219,656</b>	<b>\$1,824,864</b>	<b>\$2,484,350</b>	<b>\$3,521,100</b>	<b>\$21,121,712</b>
Quality of Life	\$53,295,756	\$21,981,176	\$7,507,920	\$8,591,550	\$2,385,240	\$93,761,642
<b>Total (Comprehensive Cost)</b>	<b>\$62,367,498</b>	<b>\$26,200,832</b>	<b>\$9,332,784</b>	<b>\$11,075,900</b>	<b>\$5,906,340</b>	<b>\$114,883,354</b>

Costs of Index Crimes in Iosco County (2021 dollars)								
	Murder	Rape	Aggravated Assault	Robbery	Larceny	Burglary	Motor Vehicle Theft	Total
Medical Care	\$25,786	\$77,602	\$82,485	\$0	\$0	\$0	\$0	\$185,873
Mental Health	\$24,250	\$151,455	\$15,912	\$0	\$0	\$0	\$0	\$191,617
Work Loss	\$2,320,516	\$163,921	\$88,764	\$0	\$3,224	\$897	\$1,638	\$2,578,960
Public Services	\$209,570	\$17,503	\$95,121	\$0	\$54,808	\$8,326	\$6,370	\$391,698
Adjudication & Sanctioning	\$978,092	\$1,040,474	\$233,805	\$0	\$269,880	\$17,733	\$27,860	\$2,567,844
Property Damage & Loss	\$422	\$4,347	\$3,276	\$0	\$117,312	\$71,047	\$108,346	\$304,750
<b>Subtotal (Monetary Cost)</b>	<b>\$3,558,636</b>	<b>\$1,455,302</b>	<b>\$519,363</b>	<b>\$0</b>	<b>\$445,224</b>	<b>\$98,003</b>	<b>\$144,214</b>	<b>\$6,220,742</b>
Quality of Life	\$16,260,142	\$11,551,267	\$1,296,009	\$0	\$0	\$0	\$0	\$29,107,418
<b>Total (Comprehensive Costs)</b>	<b>\$19,818,778</b>	<b>\$13,006,569</b>	<b>\$1,815,372</b>	<b>\$0</b>	<b>\$445,224</b>	<b>\$98,003</b>	<b>\$144,214</b>	<b>\$35,328,160</b>

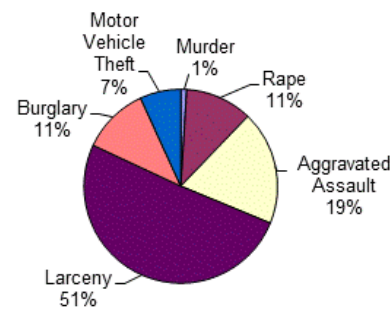
Crash Casualties



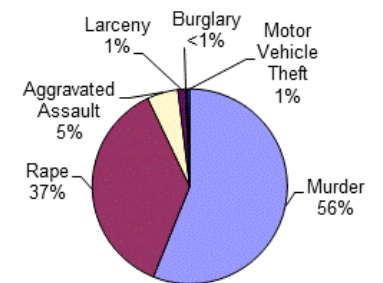
Crash Costs



Index Crimes



Index Crime Costs

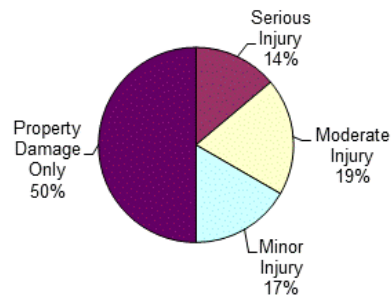




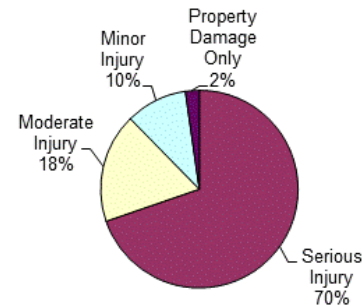
# Iosco County Alcohol-Involved Crashes

Crash Casualty Severity	Crash Casualties	Crash Costs
Fatal	0	\$0
Serious Injury	5	\$5,209,370
Moderate Injury	7	\$1,338,104
Minor Injury	6	\$752,616
Property Damage Only	18	\$170,532
<b>Total</b>	<b>36</b>	<b>\$7,470,622</b>
Average cost of crash casualty		\$207,517

Crash Casualties



Crash Costs

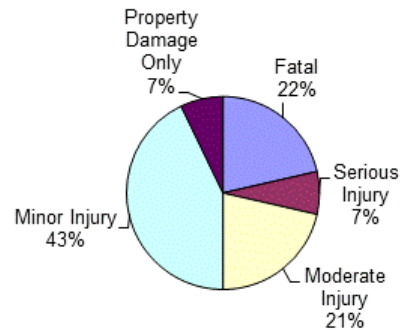


Costs of Alcohol-Involved Crashes in Iosco County (2021 dollars)						
	Fatal	Serious Injury	Moderate Injury	Minor Injury	Property Damage Only	Total
Medical Care	\$0	\$223,220	\$45,822	\$25,896	\$3,780	\$298,718
Work Loss	\$0	\$374,995	\$86,373	\$45,882	\$7,866	\$515,116
Public Services	\$0	\$1,715	\$1,162	\$774	\$882	\$4,533
Adjudication & Sanctioning	\$0	\$83,000	\$19,243	\$10,230	\$1,476	\$113,949
Insurance Administration	\$0	\$68,605	\$30,422	\$17,892	\$7,830	\$124,749
Congestion & Environmental	\$0	\$9,035	\$10,638	\$31,914	\$32,130	\$83,717
Property Damage & Loss	\$0	\$63,000	\$65,842	\$46,764	\$45,900	\$221,506
<b>Subtotal (Monetary Cost)</b>	<b>\$0</b>	<b>\$823,570</b>	<b>\$259,502</b>	<b>\$179,352</b>	<b>\$99,864</b>	<b>\$1,362,288</b>
Quality of Life	\$0	\$4,385,800	\$1,078,602	\$573,264	\$70,668	\$6,108,334
<b>Total (Comprehensive Cost)</b>	<b>\$0</b>	<b>\$5,209,370</b>	<b>\$1,338,104</b>	<b>\$752,616</b>	<b>\$170,532</b>	<b>\$7,470,622</b>

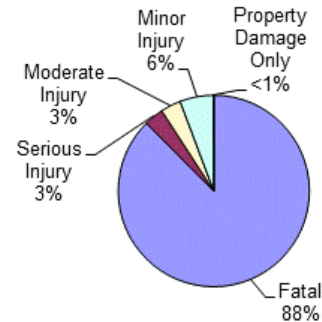
# Iosco County Drug-Involved Crashes

Crash Casualty Severity	Crash Casualties	Crash Costs
Fatal	3	\$34,529,850
Serious Injury	1	\$1,297,822
Moderate Injury	3	\$1,352,361
Minor Injury	6	\$2,251,422
Property Damage Only	1	\$15,877
<b>Total</b>	<b>14</b>	<b>\$39,447,332</b>
Average cost of crash casualty	\$2,817,667	

Crash Casualties



Crash Costs

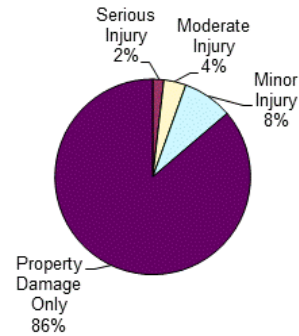


Costs of Drug-Involved Crashes in Iosco County (2021 dollars)						
	Fatal	Serious Injury	Moderate Injury	Minor Injury	Property Damage Only	Total
Medical Care	\$50,880	\$54,266	\$49,428	\$81,954	\$417	\$236,945
Work Loss	\$4,694,283	\$92,459	\$94,518	\$153,768	\$862	\$5,035,890
Public Services	\$3,270	\$388	\$675	\$1,164	\$53	\$5,550
Adjudication & Sanctioning	\$388,887	\$20,229	\$20,244	\$33,234	\$176	\$462,770
Insurance Administration	\$102,861	\$16,942	\$23,322	\$38,922	\$563	\$182,610
Congestion & Environmental	\$21,996	\$1,816	\$5,352	\$10,710	\$1,785	\$41,659
Property Damage & Loss	\$46,824	\$13,608	\$31,875	\$55,212	\$2,717	\$150,236
<b>Subtotal (Monetary Cost)</b>	<b>\$5,309,001</b>	<b>\$199,708</b>	<b>\$225,414</b>	<b>\$374,964</b>	<b>\$6,573</b>	<b>\$6,115,660</b>
Quality of Life	\$29,220,849	\$1,098,114	\$1,126,947	\$1,876,458	\$9,304	\$33,331,672
<b>Total (Comprehensive Cost)</b>	<b>\$34,529,850</b>	<b>\$1,297,822</b>	<b>\$1,352,361</b>	<b>\$2,251,422</b>	<b>\$15,877</b>	<b>\$39,447,332</b>

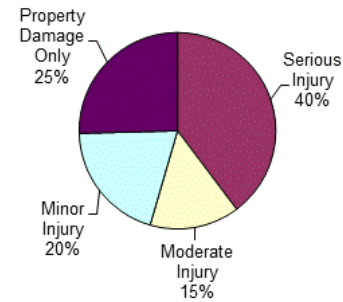
# Iosco County Young Driver Crashes (<21)

Crash Casualty Severity	Crash Casualties	Crash Costs
Fatal	0	\$0
Serious Injury	2	\$1,502,454
Moderate Injury	4	\$558,324
Minor Injury	9	\$759,366
Property Damage Only	94	\$960,586
<b>Total</b>	<b>109</b>	<b>\$3,780,730</b>
Average cost of crash casualty		\$34,686

Crash Casualties



Crash Costs

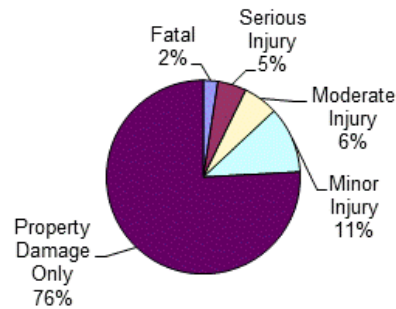


Costs of Young Driver Crashes in Iosco County (2021 dollars)						
	Fatal	Serious Injury	Moderate Injury	Minor Injury	Property Damage Only	Total
Medical Care	\$0	\$63,392	\$19,232	\$28,197	\$21,996	\$132,817
Work Loss	\$0	\$108,014	\$36,936	\$49,779	\$44,556	\$239,285
Public Services	\$0	\$592	\$636	\$1,089	\$4,794	\$7,111
Adjudication	\$0	\$22,958	\$7,532	\$10,404	\$7,520	\$48,414
Insurance Administration	\$0	\$20,616	\$12,728	\$18,819	\$40,326	\$92,489
Congestion & Environmental	\$0	\$3,598	\$7,092	\$15,957	\$167,790	\$194,437
Property Damage & Loss	\$0	\$23,342	\$36,308	\$65,214	\$250,604	\$375,468
<b>Subtotal (Monetary Cost)</b>	<b>\$0</b>	<b>\$242,512</b>	<b>\$120,464</b>	<b>\$189,459</b>	<b>\$537,586</b>	<b>\$1,090,021</b>
Quality of Life	\$0	\$1,259,942	\$437,860	\$569,907	\$423,000	\$2,690,709
<b>Total (Comprehensive Cost)</b>	<b>\$0</b>	<b>\$1,502,454</b>	<b>\$558,324</b>	<b>\$759,366</b>	<b>\$960,586</b>	<b>\$3,780,730</b>

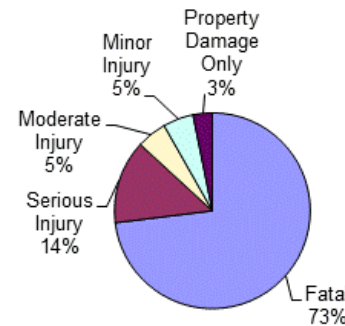
# Iosco County Older Driver Crashes (65+)

Crash Casualty Severity	Crash Casualties	Crash Costs
Fatal	5	\$51,972,915
Serious Injury	10	\$9,812,180
Moderate Injury	12	\$3,519,888
Minor Injury	23	\$3,587,011
Property Damage Only	157	\$2,255,305
<b>Total</b>	<b>207</b>	<b>\$71,147,299</b>
Average cost of crash casualty	\$343,707	

Crash Casualties



Crash Costs

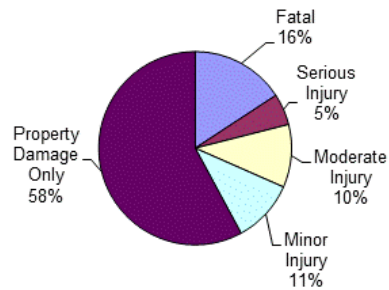


Costs of Older Driver Crashes in Iosco County (2021 dollars)						
	Fatal	Serious Injury	Moderate Injury	Minor Injury	Property Damage Only	Total
Medical Care	\$84,800	\$410,700	\$127,152	\$129,053	\$61,387	\$813,092
Work Loss	\$6,535,255	\$711,090	\$242,112	\$240,534	\$115,395	\$7,844,386
Public Services	\$5,450	\$3,390	\$2,280	\$3,197	\$8,478	\$22,795
Adjudication	\$648,145	\$150,160	\$49,440	\$49,381	\$21,352	\$918,478
Insurance Administration	\$171,435	\$132,800	\$62,460	\$71,392	\$80,698	\$518,785
Congestion & Environmental	\$36,660	\$18,050	\$21,360	\$40,871	\$280,088	\$397,029
Property Damage & Loss	\$78,040	\$130,150	\$115,716	\$175,812	\$450,904	\$950,622
<b>Subtotal (Monetary Cost)</b>	<b>\$7,559,785</b>	<b>\$1,556,340</b>	<b>\$620,520</b>	<b>\$710,240</b>	<b>\$1,018,302</b>	<b>\$11,465,187</b>
Quality of Life	\$44,413,130	\$8,255,840	\$2,899,368	\$2,876,771	\$1,237,003	\$59,682,112
<b>Total (Comprehensive Cost)</b>	<b>\$51,972,915</b>	<b>\$9,812,180</b>	<b>\$3,519,888</b>	<b>\$3,587,011</b>	<b>\$2,255,305</b>	<b>\$71,147,299</b>

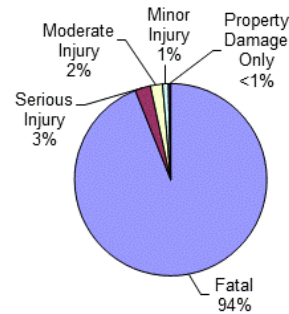
# Iosco County Medium/Large Truck Crashes

Crash Casualty Severity	Crash Casualties	Crash Costs
Fatal	3	\$31,297,401
Serious Injury	1	\$873,140
Moderate Injury	2	\$679,488
Minor Injury	2	\$323,968
Property Damage Only	11	\$128,645
<b>Total</b>	<b>19</b>	<b>\$33,302,642</b>
Average cost of crash casualty		\$1,752,771

Crash Casualties



Crash Costs



Costs of Medium/Large Truck Crashes in Iosco County (2021 dollars)						
	Fatal	Serious Injury	Moderate Injury	Minor Injury	Property Damage Only	Total
Medical Care	\$97,014	\$40,481	\$34,530	\$15,834	\$3,993	\$191,852
Work Loss	\$3,921,153	\$125,394	\$106,756	\$45,664	\$32,043	\$4,231,010
Public Services	\$3,288	\$321	\$350	\$384	\$517	\$4,860
Adjudication	\$425,610	\$14,511	\$5,668	\$3,004	\$1,749	\$450,542
Insurance Administration	\$102,120	\$11,399	\$7,300	\$4,460	\$6,028	\$131,307
Congestion & Environmental	\$22,749	\$1,867	\$3,670	\$3,674	\$20,317	\$52,277
Property Damage & Loss	\$77,589	\$10,723	\$16,426	\$12,510	\$31,680	\$148,928
<b>Subtotal (Monetary Cost)</b>	<b>\$4,649,523</b>	<b>\$204,696</b>	<b>\$174,700</b>	<b>\$85,530</b>	<b>\$96,327</b>	<b>\$5,210,776</b>
Quality of Life	\$26,647,878	\$668,444	\$504,788	\$238,438	\$32,318	\$28,091,866
<b>Total (Comprehensive Cost)</b>	<b>\$31,297,401</b>	<b>\$873,140</b>	<b>\$679,488</b>	<b>\$323,968</b>	<b>\$128,645</b>	<b>\$33,302,642</b>

# Iosco County Motorcycle Crashes

Injury Severity	Motorcyclist Crash Victims	Motorcyclist Victim Costs
Fatal	0	\$0
Serious Injury	4	\$3,885,884
Moderate Injury	4	\$1,065,216
Minor Injury	3	\$700,857
Property Damage Only	1	\$50,262
<b>Total</b>	<b>12</b>	<b>\$5,702,219</b>
Average cost of crash casualty		\$475,185

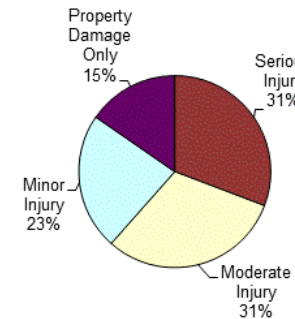
Injury Severity	Non-motorcyclist Crash Victims	Non-motorcyclist Victim Costs
Fatal	0	\$0
Serious Injury	0	\$0
Moderate Injury	0	\$0
Minor Injury	0	\$0
Property Damage Only	1	\$5,937
<b>Total</b>	<b>1</b>	<b>\$5,937</b>
Average cost of crash casualty		\$5,937

Motorcyclist Victim Costs in Motorcycle Crashes in Iosco County (2021 dollars)						
	Fatal	Serious Injury	Moderate Injury	Minor Injury	Property Damage Only	Total
Medical Care	\$0	\$161,928	\$37,956	\$24,930	\$1,554	\$226,368
Work Loss	\$0	\$293,116	\$76,728	\$50,403	\$3,181	\$423,428
Public Services	\$0	\$1,356	\$772	\$555	\$85	\$2,768
Adjudication	\$0	\$61,064	\$15,420	\$10,134	\$633	\$87,251
Insurance Administration	\$0	\$51,548	\$19,572	\$13,299	\$1,394	\$85,813
Congestion & Environmental	\$0	\$5,472	\$5,312	\$3,984	\$1,331	\$16,099
Property Damage & Loss	\$0	\$47,792	\$38,112	\$27,804	\$5,691	\$119,399
Subtotal (Monetary Cost)	\$0	\$622,276	\$193,872	\$131,109	\$13,869	\$961,126
Quality of Life	\$0	\$3,263,608	\$871,344	\$569,748	\$36,393	\$4,741,093
<b>Total (Comprehensive Cost)</b>	<b>\$0</b>	<b>\$3,885,884</b>	<b>\$1,065,216</b>	<b>\$700,857</b>	<b>\$50,262</b>	<b>\$5,702,219</b>

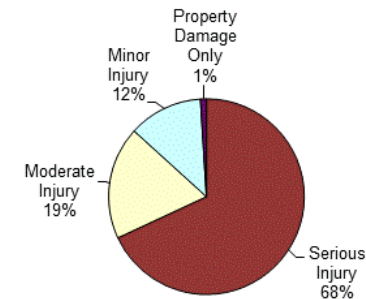
Non-motorcyclist Victim Costs in Motorcycle Crashes in Iosco County (2021 dollars)						
	Fatal	Serious Injury	Moderate Injury	Minor Injury	Property Damage Only	Total
Medical Care	\$0	\$0	\$0	\$0	\$0	\$0
Work Loss	\$0	\$0	\$0	\$0	\$123	\$123
Public Services	\$0	\$0	\$0	\$0	\$25	\$25
Adjudication	\$0	\$0	\$0	\$0	\$0	\$0
Insurance Administration	\$0	\$0	\$0	\$0	\$434	\$434
Congestion & Environmental	\$0	\$0	\$0	\$0	\$1,787	\$1,787
Property Damage & Loss	\$0	\$0	\$0	\$0	\$3,568	\$3,568
Subtotal (Monetary Cost)	\$0	\$0	\$0	\$0	\$5,937	\$5,937
Quality of Life	\$0	\$0	\$0	\$0	\$0	\$0
<b>Total (Comprehensive Cost)</b>	<b>\$0</b>	<b>\$0</b>	<b>\$0</b>	<b>\$0</b>	<b>\$5,937</b>	<b>\$5,937</b>

Costs of Motorcycle Crashes in Iosco County (2021 dollars)						
	Fatal	Serious Injury	Moderate Injury	Minor Injury	Property Damage Only	Total
Medical Care	\$0	\$161,928	\$37,956	\$24,930	\$1,554	\$226,368
Work Loss	\$0	\$293,116	\$76,728	\$50,403	\$3,304	\$423,551
Public Services	\$0	\$1,356	\$772	\$555	\$110	\$2,793
Adjudication	\$0	\$61,064	\$15,420	\$10,134	\$633	\$87,251
Insurance Administration	\$0	\$51,548	\$19,572	\$13,299	\$1,828	\$86,247
Congestion & Environmental	\$0	\$5,472	\$5,312	\$3,984	\$3,118	\$17,886
Property Damage & Loss	\$0	\$47,792	\$38,112	\$27,804	\$9,259	\$122,967
Subtotal (Monetary Cost)	\$0	\$622,276	\$193,872	\$131,109	\$19,806	\$967,063
Quality of Life	\$0	\$3,263,608	\$871,344	\$569,748	\$36,393	\$4,741,093
<b>Total (Comprehensive Cost)</b>	<b>\$0</b>	<b>\$3,885,884</b>	<b>\$1,065,216</b>	<b>\$700,857</b>	<b>\$56,199</b>	<b>\$5,708,156</b>

Crash Casualties



Crash Costs



# Iosco County Bicycle Crashes

Injury Severity	Bicyclist Crash Victims	Bicyclist Victim Costs
Fatal	0	\$0
Serious Injury	0	\$0
Moderate Injury	2	\$396,092
Minor Injury	0	\$0
Property Damage Only	1	\$13,676
<b>Total</b>	<b>3</b>	<b>\$409,768</b>
Average cost of crash casualty		\$136,589

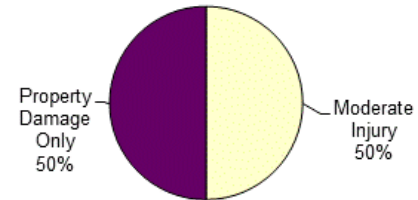
Injury Severity	Non-bicyclist Crash Victims	Non-bicyclist Victim Costs
Fatal	0	\$0
Serious Injury	0	\$0
Moderate Injury	0	\$0
Minor Injury	0	\$0
Property Damage Only	1	\$8,949
<b>Total</b>	<b>1</b>	<b>\$8,949</b>
Average cost of crash casualty		\$8,949

Bicyclist Victim Costs in Bicycle Crashes in Iosco County (2021 dollars)						
	Fatal	Serious Injury	Moderate Injury	Minor Injury	Property Damage Only	Total
Medical Care	\$0	\$0	\$13,798	\$0	\$464	\$14,262
Work Loss	\$0	\$0	\$28,470	\$0	\$829	\$29,299
Public Services	\$0	\$0	\$360	\$0	\$21	\$381
Adjudication	\$0	\$0	\$5,664	\$0	\$173	\$5,837
Insurance Administration	\$0	\$0	\$7,848	\$0	\$248	\$8,096
Congestion & Environmental	\$0	\$0	\$2,632	\$0	\$178	\$2,810
Property Damage & Loss	\$0	\$0	\$496	\$0	\$34	\$530
Subtotal (Monetary Cost)	\$0	\$0	\$59,268	\$0	\$1,947	\$61,215
Quality of Life	\$0	\$0	\$336,824	\$0	\$11,729	\$348,553
<b>Total (Comprehensive Cost)</b>	<b>\$0</b>	<b>\$0</b>	<b>\$396,092</b>	<b>\$0</b>	<b>\$13,676</b>	<b>\$409,768</b>

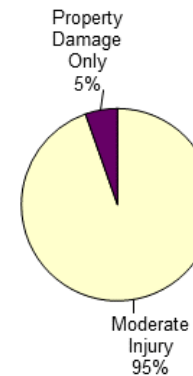
Non-bicyclist Victim Costs in Bicycle Crashes in Iosco County (2021 dollars)						
	Fatal	Serious Injury	Moderate Injury	Minor Injury	Property Damage Only	Total
Medical Care	\$0	\$0	\$0	\$0	\$184	\$184
Work Loss	\$0	\$0	\$0	\$0	\$405	\$405
Public Services	\$0	\$0	\$0	\$0	\$48	\$48
Adjudication	\$0	\$0	\$0	\$0	\$64	\$64
Insurance Administration	\$0	\$0	\$0	\$0	\$382	\$382
Congestion & Environmental	\$0	\$0	\$0	\$0	\$1,785	\$1,785
Property Damage & Loss	\$0	\$0	\$0	\$0	\$2,467	\$2,467
Subtotal (Monetary Cost)	\$0	\$0	\$0	\$0	\$5,335	\$5,335
Quality of Life	\$0	\$0	\$0	\$0	\$3,614	\$3,614
<b>Total (Comprehensive Cost)</b>	<b>\$0</b>	<b>\$0</b>	<b>\$0</b>	<b>\$0</b>	<b>\$8,949</b>	<b>\$8,949</b>

Costs of Bicycle Crashes in Iosco County (2021 dollars)						
	Fatal	Serious Injury	Moderate Injury	Minor Injury	Property Damage Only	Total
Medical Care	\$0	\$0	\$13,798	\$0	\$648	\$14,446
Work Loss	\$0	\$0	\$28,470	\$0	\$1,234	\$29,704
Public Services	\$0	\$0	\$360	\$0	\$69	\$429
Adjudication	\$0	\$0	\$5,664	\$0	\$237	\$5,901
Insurance Administration	\$0	\$0	\$7,848	\$0	\$630	\$8,478
Congestion & Environmental	\$0	\$0	\$2,632	\$0	\$1,963	\$4,595
Property Damage & Loss	\$0	\$0	\$496	\$0	\$2,501	\$2,997
Subtotal (Monetary Cost)	\$0	\$0	\$59,268	\$0	\$7,282	\$66,550
Quality of Life	\$0	\$0	\$336,824	\$0	\$15,343	\$352,167
<b>Total (Comprehensive Cost)</b>	<b>\$0</b>	<b>\$0</b>	<b>\$396,092</b>	<b>\$0</b>	<b>\$22,625</b>	<b>\$418,717</b>

Crash Casualties



Crash Costs



# Iosco County Pedestrian Crashes

Injury Severity	Pedestrian Crash Victims	Pedestrian Victim Costs
Fatal	1	\$9,734,351
Serious Injury	1	\$1,063,799
Moderate Injury	1	\$246,610
Minor Injury	0	\$0
Property Damage Only	0	\$0
<b>Total</b>	<b>3</b>	<b>\$11,044,760</b>
Average cost of crash casualty	\$3,681,587	

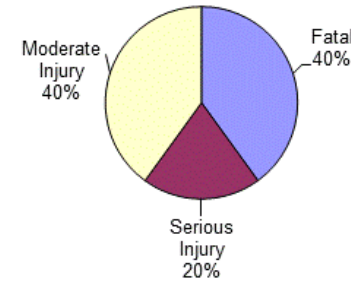
Injury Severity	Non-pedestrian Crash Victims	Non-pedestrian Victim Costs
Fatal	1	\$10,378,975
Serious Injury	0	\$0
Moderate Injury	1	\$185,131
Minor Injury	0	\$0
Property Damage Only	0	\$0
<b>Total</b>	<b>2</b>	<b>\$10,564,106</b>
Average cost of crash casualty	\$5,282,053	

Pedestrian Victim Costs in Pedestrian Crashes in Iosco County (2021 dollars)						
	Fatal	Serious Injury	Moderate Injury	Minor Injury	Property Damage Only	Total
Medical Care	\$22,607	\$48,297	\$9,133	\$0	\$0	\$80,037
Work Loss	\$1,187,181	\$77,925	\$15,532	\$0	\$0	\$1,280,638
Public Services	\$1,090	\$338	\$180	\$0	\$0	\$1,608
Adjudication	\$129,629	\$16,933	\$3,312	\$0	\$0	\$149,874
Insurance Administration	\$48,594	\$19,448	\$4,514	\$0	\$0	\$72,556
Congestion & Environmental	\$7,332	\$1,376	\$1,316	\$0	\$0	\$10,024
Subtotal (Monetary Cost)	\$1,396,433	\$164,317	\$33,987	\$0	\$0	\$1,594,737
Quality of Life	\$8,337,918	\$899,482	\$212,623	\$0	\$0	\$9,450,023
<b>Total (Comprehensive Cost)</b>	<b>\$9,734,351</b>	<b>\$1,063,799</b>	<b>\$246,610</b>	<b>\$0</b>	<b>\$0</b>	<b>\$11,044,760</b>

Non-pedestrian Victim in Pedestrian Crashes in Iosco County (2021 dollars)						
	Fatal	Serious Injury	Moderate Injury	Minor Injury	Property Damage Only	Total
Medical Care	\$16,960	\$0	\$7,041	\$0	\$0	\$24,001
Work Loss	\$1,307,051	\$0	\$13,160	\$0	\$0	\$1,320,211
Public Services	\$1,090	\$0	\$168	\$0	\$0	\$1,258
Adjudication	\$129,629	\$0	\$2,706	\$0	\$0	\$132,335
Insurance Administration	\$34,287	\$0	\$3,867	\$0	\$0	\$38,154
Congestion & Environmental	\$7,332	\$0	\$1,774	\$0	\$0	\$9,106
Subtotal (Monetary Cost)	\$1,496,349	\$0	\$28,716	\$0	\$0	\$1,525,065
Quality of Life	\$8,882,626	\$0	\$156,415	\$0	\$0	\$9,039,041
<b>Total (Comprehensive Cost)</b>	<b>\$10,378,975</b>	<b>\$0</b>	<b>\$185,131</b>	<b>\$0</b>	<b>\$0</b>	<b>\$10,564,106</b>

Costs of Pedestrian Crashes in Iosco County (2021 dollars)						
	Fatal	Serious Injury	Moderate Injury	Minor Injury	Property Damage Only	Total
Medical Care	\$39,567	\$48,297	\$16,174	\$0	\$0	\$104,038
Work Loss	\$2,494,232	\$77,925	\$28,692	\$0	\$0	\$2,600,849
Public Services	\$2,180	\$338	\$348	\$0	\$0	\$2,866
Adjudication	\$259,258	\$16,933	\$6,018	\$0	\$0	\$282,209
Insurance Administration	\$82,881	\$19,448	\$8,381	\$0	\$0	\$110,710
Congestion & Environmental	\$14,664	\$1,376	\$3,090	\$0	\$0	\$19,130
Subtotal (Monetary Cost)	\$2,892,782	\$164,317	\$62,703	\$0	\$0	\$3,119,802
Quality of Life	\$17,220,544	\$899,482	\$369,038	\$0	\$0	\$18,489,064
<b>Total (Comprehensive Cost)</b>	<b>\$20,113,326</b>	<b>\$1,063,799</b>	<b>\$431,741</b>	<b>\$0</b>	<b>\$0</b>	<b>\$21,608,866</b>

Crash Casualties



Crash Costs





# Iron County Traffic Crashes and Crime

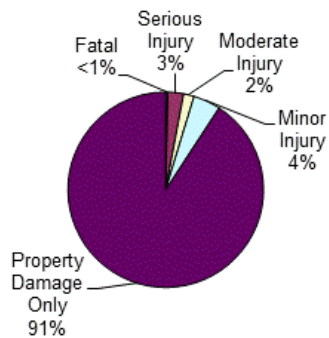
Crash Casualty Severity	Crash Casualties	Crash Costs
Fatal	2	\$20,789,166
Serious Injury	15	\$14,036,160
Moderate Injury	10	\$1,944,330
Minor Injury	26	\$2,617,940
Property Damage Only	523	\$4,680,327
<b>Total</b>	<b>576</b>	<b>\$44,067,923</b>
Average cost of crash casualty		\$76,507

Index Crime Category	Number of Crimes	Crime Costs
Murder	0	\$0
Rape	2	\$1,131,006
Aggravated Assault	16	\$744,768
Robbery	0	\$0
Larceny	24	\$102,744
Burglary	18	\$76,698
Motor Vehicle Theft	9	\$92,709
<b>Total</b>	<b>69</b>	<b>\$2,147,925</b>
Average cost of index crime		\$31,129

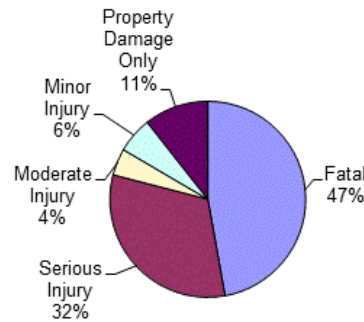
Costs of Crashes in Iron County (2021 dollars)						
	Fatal	Serious Injury	Moderate Injury	Minor Injury	Property Damage Only	Total
Medical Care	\$33,920	\$601,185	\$70,410	\$93,756	\$96,232	\$895,503
Work Loss	\$2,614,102	\$1,034,700	\$131,600	\$168,714	\$211,815	\$4,160,931
Public Services	\$2,180	\$4,995	\$1,680	\$3,120	\$25,104	\$37,079
Adjudication & Sanctioning	\$259,258	\$219,060	\$27,060	\$34,996	\$33,472	\$573,846
Insurance Administration	\$68,574	\$187,035	\$38,670	\$59,202	\$199,786	\$553,267
Congestion & Environmental	\$14,664	\$27,075	\$17,740	\$46,176	\$933,555	\$1,039,210
Property Damage & Loss	\$31,216	\$186,480	\$93,020	\$181,246	\$1,290,241	\$1,782,203
<b>Subtotal (Monetary Cost)</b>	<b>\$3,023,914</b>	<b>\$2,260,530</b>	<b>\$380,180</b>	<b>\$587,210</b>	<b>\$2,790,205</b>	<b>\$9,042,039</b>
Quality of Life	\$17,765,252	\$11,775,630	\$1,564,150	\$2,030,730	\$1,890,122	\$35,025,884
<b>Total (Comprehensive Cost)</b>	<b>\$20,789,166</b>	<b>\$14,036,160</b>	<b>\$1,944,330</b>	<b>\$2,617,940</b>	<b>\$4,680,327</b>	<b>\$44,067,923</b>

Costs of Index Crimes in Iron County (2021 dollars)								
	Murder	Rape	Aggravated Assault	Robbery	Larceny	Burglary	Motor Vehicle Theft	Total
Medical Care	\$0	\$6,748	\$33,840	\$0	\$0	\$0	\$0	\$40,588
Mental Health	\$0	\$13,170	\$6,528	\$0	\$0	\$0	\$0	\$19,698
Work Loss	\$0	\$14,254	\$36,416	\$0	\$744	\$702	\$1,053	\$53,169
Public Services	\$0	\$1,522	\$39,024	\$0	\$12,648	\$6,516	\$4,095	\$63,805
Adjudication & Sanctioning	\$0	\$90,476	\$95,920	\$0	\$62,280	\$13,878	\$17,910	\$280,464
Property Damage & Loss	\$0	\$378	\$1,344	\$0	\$27,072	\$55,602	\$69,651	\$154,047
<b>Subtotal (Monetary Cost)</b>	<b>\$0</b>	<b>\$126,548</b>	<b>\$213,072</b>	<b>\$0</b>	<b>\$102,744</b>	<b>\$76,698</b>	<b>\$92,709</b>	<b>\$611,771</b>
Quality of Life	\$0	\$1,004,458	\$531,696	\$0	\$0	\$0	\$0	\$1,536,154
<b>Total (Comprehensive Costs)</b>	<b>\$0</b>	<b>\$1,131,006</b>	<b>\$744,768</b>	<b>\$0</b>	<b>\$102,744</b>	<b>\$76,698</b>	<b>\$92,709</b>	<b>\$2,147,925</b>

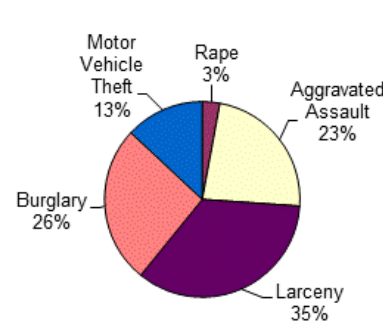
Crash Casualties



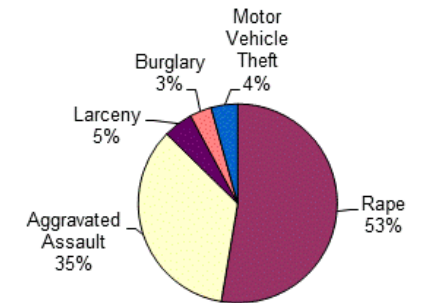
Crash Costs



Index Crimes



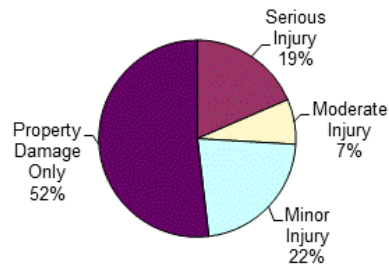
Index Crime Costs



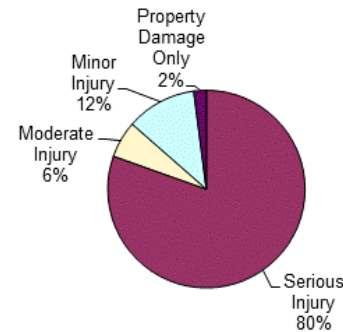
# Iron County Alcohol-Involved Crashes

Crash Casualty Severity	Crash Casualties	Crash Costs
Fatal	0	\$0
Serious Injury	5	\$5,209,370
Moderate Injury	2	\$389,914
Minor Injury	6	\$745,524
Property Damage Only	14	\$132,636
<b>Total</b>	<b>27</b>	<b>\$6,477,444</b>
Average cost of crash casualty		\$239,905

Crash Casualties



Crash Costs

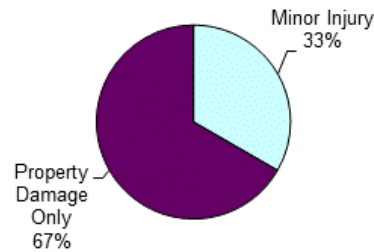


Costs of Alcohol-Involved Crashes in Iron County (2021 dollars)						
	Fatal	Serious Injury	Moderate Injury	Minor Injury	Property Damage Only	Total
Medical Care	\$0	\$223,220	\$13,092	\$25,896	\$2,940	\$265,148
Work Loss	\$0	\$374,995	\$24,678	\$45,882	\$6,118	\$451,673
Public Services	\$0	\$1,715	\$332	\$774	\$686	\$3,507
Adjudication & Sanctioning	\$0	\$83,000	\$5,498	\$10,230	\$1,148	\$99,876
Insurance Administration	\$0	\$68,605	\$8,692	\$17,892	\$6,090	\$101,279
Congestion & Environmental	\$0	\$9,035	\$10,638	\$24,822	\$24,990	\$69,485
Property Damage & Loss	\$0	\$63,000	\$18,812	\$46,764	\$35,700	\$164,276
<b>Subtotal (Monetary Cost)</b>	<b>\$0</b>	<b>\$823,570</b>	<b>\$81,742</b>	<b>\$172,260</b>	<b>\$77,672</b>	<b>\$1,155,244</b>
Quality of Life	\$0	\$4,385,800	\$308,172	\$573,264	\$54,964	\$5,322,200
<b>Total (Comprehensive Cost)</b>	<b>\$0</b>	<b>\$5,209,370</b>	<b>\$389,914</b>	<b>\$745,524</b>	<b>\$132,636</b>	<b>\$6,477,444</b>

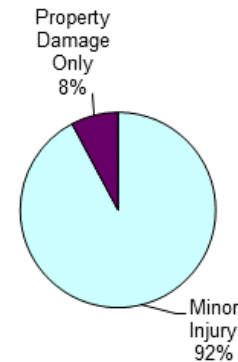
# Iron County Drug-Involved Crashes

Crash Casualty Severity	Crash Casualties	Crash Costs
Fatal	0	\$0
Serious Injury	0	\$0
Moderate Injury	0	\$0
Minor Injury	1	\$375,237
Property Damage Only	2	\$31,754
<b>Total</b>	<b>3</b>	<b>\$406,991</b>
Average cost of crash casualty	\$135,664	

Crash Casualties



Crash Costs

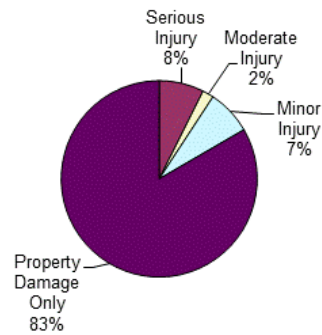


Costs of Drug-Involved Crashes in Iron County (2021 dollars)						
	Fatal	Serious Injury	Moderate Injury	Minor Injury	Property Damage Only	Total
Medical Care	\$0	\$0	\$0	\$13,659	\$834	\$14,493
Work Loss	\$0	\$0	\$0	\$25,628	\$1,724	\$27,352
Public Services	\$0	\$0	\$0	\$194	\$106	\$300
Adjudication & Sanctioning	\$0	\$0	\$0	\$5,539	\$352	\$5,891
Insurance Administration	\$0	\$0	\$0	\$6,487	\$1,126	\$7,613
Congestion & Environmental	\$0	\$0	\$0	\$1,785	\$3,570	\$5,355
Property Damage & Loss	\$0	\$0	\$0	\$9,202	\$5,434	\$14,636
Subtotal (Monetary Cost)	\$0	\$0	\$0	\$62,494	\$13,146	\$75,640
Quality of Life	\$0	\$0	\$0	\$312,743	\$18,608	\$331,351
<b>Total (Comprehensive Cost)</b>	<b>\$0</b>	<b>\$0</b>	<b>\$0</b>	<b>\$375,237</b>	<b>\$31,754</b>	<b>\$406,991</b>

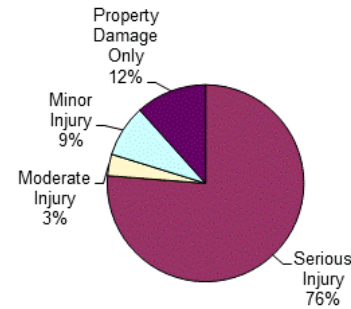
# Iron County Young Driver Crashes (<21)

Crash Casualty Severity	Crash Casualties	Crash Costs
Fatal	0	\$0
Serious Injury	4	\$3,004,908
Moderate Injury	1	\$139,581
Minor Injury	4	\$337,496
Property Damage Only	45	\$459,855
<b>Total</b>	<b>54</b>	<b>\$3,941,840</b>
Average cost of crash casualty		\$72,997

Crash Casualties



Crash Costs

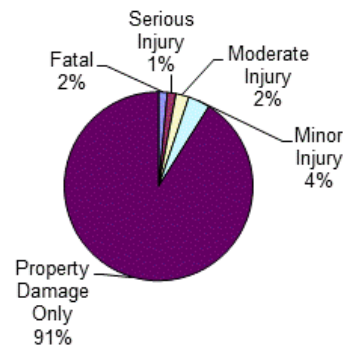


Costs of Young Driver Crashes in Iron County (2021 dollars)						
	Fatal	Serious Injury	Moderate Injury	Minor Injury	Property Damage Only	Total
Medical Care	\$0	\$126,784	\$4,808	\$12,532	\$10,530	\$154,654
Work Loss	\$0	\$216,028	\$9,234	\$22,124	\$21,330	\$268,716
Public Services	\$0	\$1,184	\$159	\$484	\$2,295	\$4,122
Adjudication	\$0	\$45,916	\$1,883	\$4,624	\$3,600	\$56,023
Insurance Administration	\$0	\$41,232	\$3,182	\$8,364	\$19,305	\$72,083
Congestion & Environmental	\$0	\$7,196	\$1,773	\$7,092	\$80,325	\$96,386
Property Damage & Loss	\$0	\$46,684	\$9,077	\$28,984	\$119,970	\$204,715
<b>Subtotal (Monetary Cost)</b>	<b>\$0</b>	<b>\$485,024</b>	<b>\$30,116</b>	<b>\$84,204</b>	<b>\$257,355</b>	<b>\$856,699</b>
Quality of Life	\$0	\$2,519,884	\$109,465	\$253,292	\$202,500	\$3,085,141
<b>Total (Comprehensive Cost)</b>	<b>\$0</b>	<b>\$3,004,908</b>	<b>\$139,581</b>	<b>\$337,496</b>	<b>\$459,855</b>	<b>\$3,941,840</b>

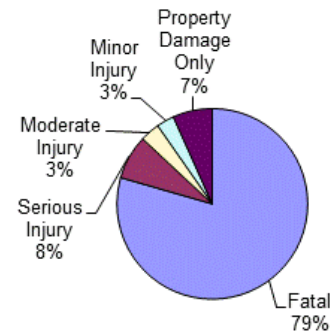
# Iron County Older Driver Crashes (65+)

Crash Casualty Severity	Crash Casualties	Crash Costs
Fatal	2	\$20,789,166
Serious Injury	2	\$1,962,436
Moderate Injury	3	\$879,972
Minor Injury	5	\$779,785
Property Damage Only	122	\$1,752,530
<b>Total</b>	<b>134</b>	<b>\$26,163,889</b>
Average cost of crash casualty	\$195,253	

Crash Casualties



Crash Costs

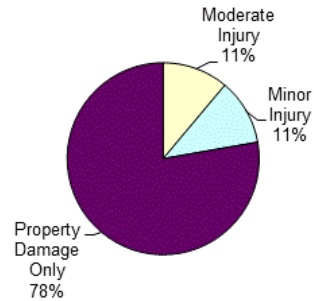


Costs of Older Driver Crashes in Iron County (2021 dollars)						
	Fatal	Serious Injury	Moderate Injury	Minor Injury	Property Damage Only	Total
Medical Care	\$33,920	\$82,140	\$31,788	\$28,055	\$47,702	\$223,605
Work Loss	\$2,614,102	\$142,218	\$60,528	\$52,290	\$89,670	\$2,958,808
Public Services	\$2,180	\$678	\$570	\$695	\$6,588	\$10,711
Adjudication	\$259,258	\$30,032	\$12,360	\$10,735	\$16,592	\$328,977
Insurance Administration	\$68,574	\$26,560	\$15,615	\$15,520	\$62,708	\$188,977
Congestion & Environmental	\$14,664	\$3,610	\$5,340	\$8,885	\$217,648	\$250,147
Property Damage & Loss	\$31,216	\$26,030	\$28,929	\$38,220	\$350,384	\$474,779
<b>Subtotal (Monetary Cost)</b>	<b>\$3,023,914</b>	<b>\$311,268</b>	<b>\$155,130</b>	<b>\$154,400</b>	<b>\$791,292</b>	<b>\$4,436,004</b>
Quality of Life	\$17,765,252	\$1,651,168	\$724,842	\$625,385	\$961,238	\$21,727,885
<b>Total (Comprehensive Cost)</b>	<b>\$20,789,166</b>	<b>\$1,962,436</b>	<b>\$879,972</b>	<b>\$779,785</b>	<b>\$1,752,530</b>	<b>\$26,163,889</b>

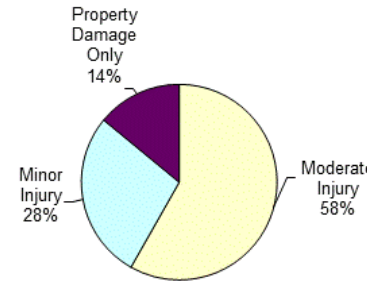
# Iron County Medium/Large Truck Crashes

Crash Casualty Severity	Crash Casualties	Crash Costs
Fatal	0	\$0
Serious Injury	0	\$0
Moderate Injury	1	\$339,744
Minor Injury	1	\$161,984
Property Damage Only	7	\$81,865
<b>Total</b>	<b>9</b>	<b>\$583,593</b>
Average cost of crash casualty		\$64,844

Crash Casualties



Crash Costs



Costs of Medium/Large Truck Crashes in Iron County (2021 dollars)						
	Fatal	Serious Injury	Moderate Injury	Minor Injury	Property Damage Only	Total
Medical Care	\$0	\$0	\$17,265	\$7,917	\$2,541	\$27,723
Work Loss	\$0	\$0	\$53,378	\$22,832	\$20,391	\$96,601
Public Services	\$0	\$0	\$175	\$192	\$329	\$696
Adjudication	\$0	\$0	\$2,834	\$1,502	\$1,113	\$5,449
Insurance Administration	\$0	\$0	\$3,650	\$2,230	\$3,836	\$9,716
Congestion & Environmental	\$0	\$0	\$1,835	\$1,837	\$12,929	\$16,601
Property Damage & Loss	\$0	\$0	\$8,213	\$6,255	\$20,160	\$34,628
<b>Subtotal (Monetary Cost)</b>	<b>\$0</b>	<b>\$0</b>	<b>\$87,350</b>	<b>\$42,765</b>	<b>\$61,299</b>	<b>\$191,414</b>
Quality of Life	\$0	\$0	\$252,394	\$119,219	\$20,566	\$392,179
<b>Total (Comprehensive Cost)</b>	<b>\$0</b>	<b>\$0</b>	<b>\$339,744</b>	<b>\$161,984</b>	<b>\$81,865</b>	<b>\$583,593</b>

# Iron County Motorcycle Crashes

Injury Severity	Motorcyclist Crash Victims	Motorcyclist Victim Costs
Fatal	0	\$0
Serious Injury	4	\$3,885,884
Moderate Injury	0	\$0
Minor Injury	0	\$0
Property Damage Only	0	\$0
<b>Total</b>	<b>4</b>	<b>\$3,885,884</b>
Average cost of crash casualty	\$971,471	

Injury Severity	Non-motorcyclist Crash Victims	Non-motorcyclist Victim Costs
Fatal	0	\$0
Serious Injury	0	\$0
Moderate Injury	0	\$0
Minor Injury	0	\$0
Property Damage Only	0	\$0
<b>Total</b>	<b>0</b>	<b>\$0</b>
Average cost of crash casualty	\$0	

Motorcyclist Victim Costs in Motorcycle Crashes in Iron County (2021 dollars)						
	Fatal	Serious Injury	Moderate Injury	Minor Injury	Property Damage Only	Total
Medical Care	\$0	\$161,928	\$0	\$0	\$0	\$161,928
Work Loss	\$0	\$293,116	\$0	\$0	\$0	\$293,116
Public Services	\$0	\$1,356	\$0	\$0	\$0	\$1,356
Adjudication	\$0	\$61,064	\$0	\$0	\$0	\$61,064
Insurance Administration	\$0	\$51,548	\$0	\$0	\$0	\$51,548
Congestion & Environmental	\$0	\$5,472	\$0	\$0	\$0	\$5,472
Property Damage & Loss	\$0	\$47,792	\$0	\$0	\$0	\$47,792
Subtotal (Monetary Cost)	\$0	\$622,276	\$0	\$0	\$0	\$622,276
Quality of Life	\$0	\$3,263,608	\$0	\$0	\$0	\$3,263,608
<b>Total (Comprehensive Cost)</b>	<b>\$0</b>	<b>\$3,885,884</b>	<b>\$0</b>	<b>\$0</b>	<b>\$0</b>	<b>\$3,885,884</b>

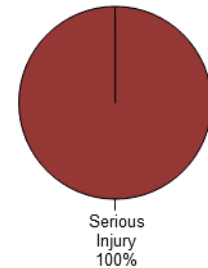
Non-motorcyclist Victim Costs in Motorcycle Crashes in Iron County (2021 dollars)						
	Fatal	Serious Injury	Moderate Injury	Minor Injury	Property Damage Only	Total
Medical Care	\$0	\$0	\$0	\$0	\$0	\$0
Work Loss	\$0	\$0	\$0	\$0	\$0	\$0
Public Services	\$0	\$0	\$0	\$0	\$0	\$0
Adjudication	\$0	\$0	\$0	\$0	\$0	\$0
Insurance Administration	\$0	\$0	\$0	\$0	\$0	\$0
Congestion & Environmental	\$0	\$0	\$0	\$0	\$0	\$0
Property Damage & Loss	\$0	\$0	\$0	\$0	\$0	\$0
Subtotal (Monetary Cost)	\$0	\$0	\$0	\$0	\$0	\$0
Quality of Life	\$0	\$0	\$0	\$0	\$0	\$0
<b>Total (Comprehensive Cost)</b>	<b>\$0</b>	<b>\$0</b>	<b>\$0</b>	<b>\$0</b>	<b>\$0</b>	<b>\$0</b>

Costs of Motorcycle Crashes in Iron County (2021 dollars)						
	Fatal	Serious Injury	Moderate Injury	Minor Injury	Property Damage Only	Total
Medical Care	\$0	\$161,928	\$0	\$0	\$0	\$161,928
Work Loss	\$0	\$293,116	\$0	\$0	\$0	\$293,116
Public Services	\$0	\$1,356	\$0	\$0	\$0	\$1,356
Adjudication	\$0	\$61,064	\$0	\$0	\$0	\$61,064
Insurance Administration	\$0	\$51,548	\$0	\$0	\$0	\$51,548
Congestion & Environmental	\$0	\$5,472	\$0	\$0	\$0	\$5,472
Property Damage & Loss	\$0	\$47,792	\$0	\$0	\$0	\$47,792
Subtotal (Monetary Cost)	\$0	\$622,276	\$0	\$0	\$0	\$622,276
Quality of Life	\$0	\$3,263,608	\$0	\$0	\$0	\$3,263,608
<b>Total (Comprehensive Cost)</b>	<b>\$0</b>	<b>\$3,885,884</b>	<b>\$0</b>	<b>\$0</b>	<b>\$0</b>	<b>\$3,885,884</b>

Crash Casualties



Crash Costs



# Iron County Bicycle Crashes

Injury Severity	Bicyclist Crash Victims	Bicyclist Victim Costs
Fatal	0	\$0
Serious Injury	0	\$0
Moderate Injury	0	\$0
Minor Injury	0	\$0
Property Damage Only	0	\$0
<b>Total</b>	<b>0</b>	<b>\$0</b>
Average cost of crash casualty	\$0	

Injury Severity	Non-bicyclist Crash Victims	Non-bicyclist Victim Costs
Fatal	0	\$0
Serious Injury	0	\$0
Moderate Injury	0	\$0
Minor Injury	0	\$0
Property Damage Only	0	\$0
<b>Total</b>	<b>0</b>	<b>\$0</b>
Average cost of crash casualty	\$0	

Bicyclist Victim Costs in Bicycle Crashes in Iron County (2021 dollars)						
	Fatal	Serious Injury	Moderate Injury	Minor Injury	Property Damage Only	Total
Medical Care	\$0	\$0	\$0	\$0	\$0	\$0
Work Loss	\$0	\$0	\$0	\$0	\$0	\$0
Public Services	\$0	\$0	\$0	\$0	\$0	\$0
Adjudication	\$0	\$0	\$0	\$0	\$0	\$0
Insurance Administration	\$0	\$0	\$0	\$0	\$0	\$0
Congestion & Environmental	\$0	\$0	\$0	\$0	\$0	\$0
Property Damage & Loss	\$0	\$0	\$0	\$0	\$0	\$0
Subtotal (Monetary Cost)	\$0	\$0	\$0	\$0	\$0	\$0
Quality of Life	\$0	\$0	\$0	\$0	\$0	\$0
<b>Total (Comprehensive Cost)</b>	<b>\$0</b>	<b>\$0</b>	<b>\$0</b>	<b>\$0</b>	<b>\$0</b>	<b>\$0</b>

Crash Casualties

No Bicycle Crashes

Non-bicyclist Victim Costs in Bicycle Crashes in Iron County (2021 dollars)						
	Fatal	Serious Injury	Moderate Injury	Minor Injury	Property Damage Only	Total
Medical Care	\$0	\$0	\$0	\$0	\$0	\$0
Work Loss	\$0	\$0	\$0	\$0	\$0	\$0
Public Services	\$0	\$0	\$0	\$0	\$0	\$0
Adjudication	\$0	\$0	\$0	\$0	\$0	\$0
Insurance Administration	\$0	\$0	\$0	\$0	\$0	\$0
Congestion & Environmental	\$0	\$0	\$0	\$0	\$0	\$0
Property Damage & Loss	\$0	\$0	\$0	\$0	\$0	\$0
Subtotal (Monetary Cost)	\$0	\$0	\$0	\$0	\$0	\$0
Quality of Life	\$0	\$0	\$0	\$0	\$0	\$0
<b>Total (Comprehensive Cost)</b>	<b>\$0</b>	<b>\$0</b>	<b>\$0</b>	<b>\$0</b>	<b>\$0</b>	<b>\$0</b>

Crash Costs

Costs of Bicycle Crashes in Iron County (2021 dollars)						
	Fatal	Serious Injury	Moderate Injury	Minor Injury	Property Damage Only	Total
Medical Care	\$0	\$0	\$0	\$0	\$0	\$0
Work Loss	\$0	\$0	\$0	\$0	\$0	\$0
Public Services	\$0	\$0	\$0	\$0	\$0	\$0
Adjudication	\$0	\$0	\$0	\$0	\$0	\$0
Insurance Administration	\$0	\$0	\$0	\$0	\$0	\$0
Congestion & Environmental	\$0	\$0	\$0	\$0	\$0	\$0
Property Damage & Loss	\$0	\$0	\$0	\$0	\$0	\$0
Subtotal (Monetary Cost)	\$0	\$0	\$0	\$0	\$0	\$0
Quality of Life	\$0	\$0	\$0	\$0	\$0	\$0
<b>Total (Comprehensive Cost)</b>	<b>\$0</b>	<b>\$0</b>	<b>\$0</b>	<b>\$0</b>	<b>\$0</b>	<b>\$0</b>

Bicycle Crash Costs =  
\$0



# Iron County Pedestrian Crashes

Injury Severity	Pedestrian Crash Victims	Pedestrian Victim Costs
Fatal	1	\$9,734,351
Serious Injury	1	\$1,063,799
Moderate Injury	1	\$246,610
Minor Injury	1	\$155,602
Property Damage Only	0	\$0
<b>Total</b>	<b>4</b>	<b>\$11,200,362</b>
Average cost of crash casualty	\$2,800,091	

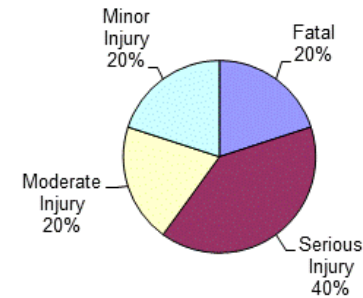
Injury Severity	Non-pedestrian Crash Victims	Non-pedestrian Victim Costs
Fatal	0	\$0
Serious Injury	1	\$923,312
Moderate Injury	0	\$0
Minor Injury	0	\$0
Property Damage Only	0	\$0
<b>Total</b>	<b>1</b>	<b>\$923,312</b>
Average cost of crash casualty	\$923,312	

Pedestrian Victim Costs in Pedestrian Crashes in Iron County (2021 dollars)						
	Fatal	Serious Injury	Moderate Injury	Minor Injury	Property Damage Only	Total
Medical Care	\$22,607	\$48,297	\$9,133	\$5,464	\$0	\$85,501
Work Loss	\$1,187,181	\$77,925	\$15,532	\$8,950	\$0	\$1,289,588
Public Services	\$1,090	\$338	\$180	\$155	\$0	\$1,763
Adjudication	\$129,629	\$16,933	\$3,312	\$1,934	\$0	\$151,808
Insurance Administration	\$48,594	\$19,448	\$4,514	\$2,729	\$0	\$75,285
Congestion & Environmental	\$7,332	\$1,376	\$1,316	\$1,258	\$0	\$11,282
Subtotal (Monetary Cost)	\$1,396,433	\$164,317	\$33,987	\$20,490	\$0	\$1,615,227
Quality of Life	\$8,337,918	\$899,482	\$212,623	\$135,112	\$0	\$9,585,135
<b>Total (Comprehensive Cost)</b>	<b>\$9,734,351</b>	<b>\$1,063,799</b>	<b>\$246,610</b>	<b>\$155,602</b>	<b>\$0</b>	<b>\$11,200,362</b>

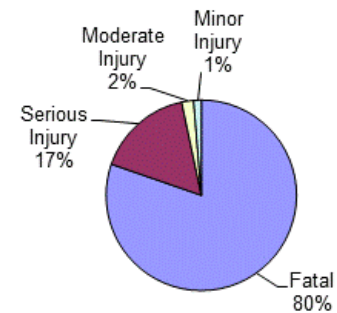
Non-pedestrian Victim in Pedestrian Crashes in Iron County (2021 dollars)						
	Fatal	Serious Injury	Moderate Injury	Minor Injury	Property Damage Only	Total
Medical Care	\$0	\$40,079	\$0	\$0	\$0	\$40,079
Work Loss	\$0	\$68,980	\$0	\$0	\$0	\$68,980
Public Services	\$0	\$333	\$0	\$0	\$0	\$333
Adjudication	\$0	\$14,604	\$0	\$0	\$0	\$14,604
Insurance Administration	\$0	\$12,469	\$0	\$0	\$0	\$12,469
Congestion & Environmental	\$0	\$1,805	\$0	\$0	\$0	\$1,805
Subtotal (Monetary Cost)	\$0	\$138,270	\$0	\$0	\$0	\$138,270
Quality of Life	\$0	\$785,042	\$0	\$0	\$0	\$785,042
<b>Total (Comprehensive Cost)</b>	<b>\$0</b>	<b>\$923,312</b>	<b>\$0</b>	<b>\$0</b>	<b>\$0</b>	<b>\$923,312</b>

Costs of Pedestrian Crashes in Iron County (2021 dollars)						
	Fatal	Serious Injury	Moderate Injury	Minor Injury	Property Damage Only	Total
Medical Care	\$22,607	\$88,376	\$9,133	\$5,464	\$0	\$125,580
Work Loss	\$1,187,181	\$146,905	\$15,532	\$8,950	\$0	\$1,358,568
Public Services	\$1,090	\$671	\$180	\$155	\$0	\$2,096
Adjudication	\$129,629	\$31,537	\$3,312	\$1,934	\$0	\$166,412
Insurance Administration	\$48,594	\$31,917	\$4,514	\$2,729	\$0	\$87,754
Congestion & Environmental	\$7,332	\$3,181	\$1,316	\$1,258	\$0	\$13,087
Subtotal (Monetary Cost)	\$1,396,433	\$302,587	\$33,987	\$20,490	\$0	\$1,753,497
Quality of Life	\$8,337,918	\$1,684,524	\$212,623	\$135,112	\$0	\$10,370,177
<b>Total (Comprehensive Cost)</b>	<b>\$9,734,351</b>	<b>\$1,987,111</b>	<b>\$246,610</b>	<b>\$155,602</b>	<b>\$0</b>	<b>\$12,123,674</b>

Crash Casualties



Crash Costs



# Isabella County Traffic Crashes and Crime

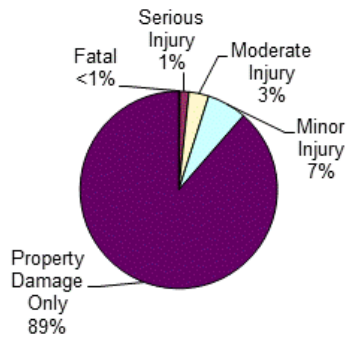
Crash Casualty Severity	Crash Casualties	Crash Costs
Fatal	8	\$83,156,664
Serious Injury	56	\$52,401,664
Moderate Injury	125	\$24,304,125
Minor Injury	249	\$25,071,810
Property Damage Only	3,395	\$30,381,855
<b>Total</b>	<b>3,833</b>	<b>\$215,316,118</b>
Average cost of crash casualty		\$56,174

Index Crime Category	Number of Crimes	Crime Costs
Murder	3	\$29,728,167
Rape	54	\$30,537,162
Aggravated Assault	71	\$3,304,908
Robbery	5	\$232,410
Larceny	565	\$2,418,765
Burglary	79	\$336,619
Motor Vehicle Theft	50	\$515,050
<b>Total</b>	<b>827</b>	<b>\$67,073,081</b>
Average cost of index crime		\$81,104

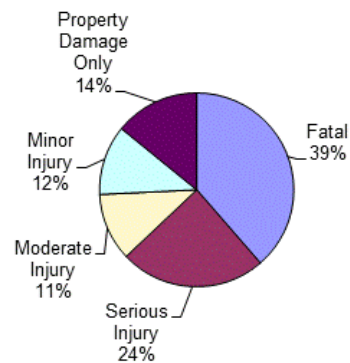
Costs of Crashes in Isabella County (2021 dollars)						
	Fatal	Serious Injury	Moderate Injury	Minor Injury	Property Damage Only	Total
Medical Care	\$135,680	\$2,244,424	\$880,125	\$897,894	\$624,680	\$4,782,803
Work Loss	\$10,456,408	\$3,862,880	\$1,645,000	\$1,615,761	\$1,374,975	\$18,955,024
Public Services	\$8,720	\$18,648	\$21,000	\$29,880	\$162,960	\$241,208
Adjudication & Sanctioning	\$1,037,032	\$817,824	\$338,250	\$335,154	\$217,280	\$2,745,540
Insurance Administration	\$274,296	\$698,264	\$483,375	\$566,973	\$1,296,890	\$3,319,798
Congestion & Environmental	\$58,656	\$101,080	\$221,750	\$442,224	\$6,060,075	\$6,883,785
Property Damage & Loss	\$124,864	\$696,192	\$1,162,750	\$1,735,779	\$8,375,465	\$12,095,050
<b>Subtotal (Monetary Cost)</b>	<b>\$12,095,656</b>	<b>\$8,439,312</b>	<b>\$4,752,250</b>	<b>\$5,623,665</b>	<b>\$18,112,325</b>	<b>\$49,023,208</b>
Quality of Life	\$71,061,008	\$43,962,352	\$19,551,875	\$19,448,145	\$12,269,530	\$166,292,910
<b>Total (Comprehensive Cost)</b>	<b>\$83,156,664</b>	<b>\$52,401,664</b>	<b>\$24,304,125</b>	<b>\$25,071,810</b>	<b>\$30,381,855</b>	<b>\$215,316,118</b>

Costs of Index Crimes in Isabella County (2021 dollars)								
	Murder	Rape	Aggravated Assault	Robbery	Larceny	Burglary	Motor Vehicle Theft	Total
Medical Care	\$38,679	\$182,196	\$150,165	\$9,915	\$0	\$0	\$0	\$380,955
Mental Health	\$36,375	\$355,590	\$28,968	\$995	\$0	\$0	\$0	\$421,928
Work Loss	\$3,480,774	\$384,858	\$161,596	\$23,030	\$17,515	\$3,081	\$5,850	\$4,076,704
Public Services	\$314,355	\$41,094	\$173,169	\$3,960	\$297,755	\$28,598	\$22,750	\$881,681
Adjudication & Sanctioning	\$1,467,138	\$2,442,852	\$425,645	\$72,485	\$1,466,175	\$60,909	\$99,500	\$6,034,704
Property Damage & Loss	\$633	\$10,206	\$5,964	\$6,885	\$637,320	\$244,031	\$386,950	\$1,291,989
<b>Subtotal (Monetary Cost)</b>	<b>\$5,337,954</b>	<b>\$3,416,796</b>	<b>\$945,507</b>	<b>\$117,270</b>	<b>\$2,418,765</b>	<b>\$336,619</b>	<b>\$515,050</b>	<b>\$13,087,961</b>
Quality of Life	\$24,390,213	\$27,120,366	\$2,359,401	\$115,140	\$0	\$0	\$0	\$53,985,120
<b>Total (Comprehensive Costs)</b>	<b>\$29,728,167</b>	<b>\$30,537,162</b>	<b>\$3,304,908</b>	<b>\$232,410</b>	<b>\$2,418,765</b>	<b>\$336,619</b>	<b>\$515,050</b>	<b>\$67,073,081</b>

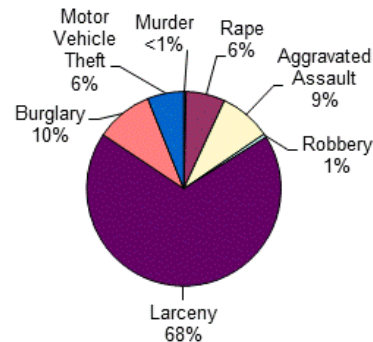
Crash Casualties



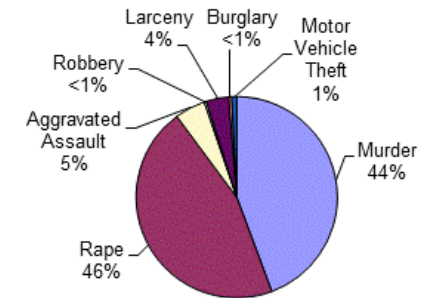
Crash Costs



Index Crimes



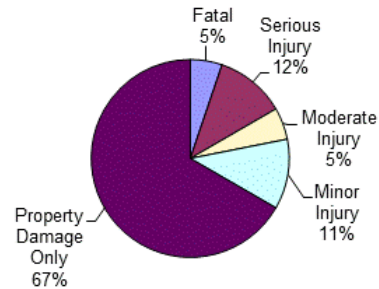
Index Crime Costs



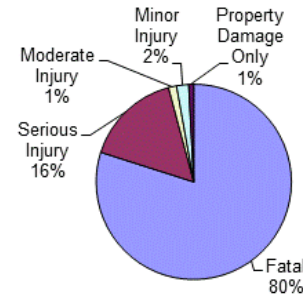
# Isabella County Alcohol-Involved Crashes

Crash Casualty Severity	Crash Casualties	Crash Costs
Fatal	5	\$57,549,750
Serious Injury	11	\$11,460,614
Moderate Injury	5	\$967,693
Minor Injury	11	\$1,434,759
Property Damage Only	64	\$606,336
<b>Total</b>	<b>96</b>	<b>\$72,019,152</b>
Average cost of crash casualty		\$750,200

Crash Casualties



Crash Costs

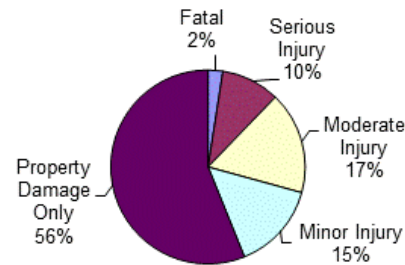


Costs of Alcohol-Involved Crashes in Isabella County (2021 dollars)						
	Fatal	Serious Injury	Moderate Injury	Minor Injury	Property Damage Only	Total
Medical Care	\$84,800	\$491,084	\$32,730	\$47,476	\$13,440	\$669,530
Work Loss	\$7,823,805	\$824,989	\$61,695	\$84,117	\$27,968	\$8,822,574
Public Services	\$5,450	\$3,773	\$830	\$1,419	\$3,136	\$14,608
Adjudication & Sanctioning	\$648,145	\$182,600	\$13,745	\$18,755	\$5,248	\$868,493
Insurance Administration	\$171,435	\$150,931	\$21,730	\$32,802	\$27,840	\$404,738
Congestion & Environmental	\$36,660	\$19,877	\$19,503	\$113,472	\$114,240	\$303,752
Property Damage & Loss	\$78,040	\$138,600	\$47,030	\$85,734	\$163,200	\$512,604
<b>Subtotal (Monetary Cost)</b>	<b>\$8,848,335</b>	<b>\$1,811,854</b>	<b>\$197,263</b>	<b>\$383,775</b>	<b>\$355,072</b>	<b>\$11,596,299</b>
Quality of Life	\$48,701,415	\$9,648,760	\$770,430	\$1,050,984	\$251,264	\$60,422,853
<b>Total (Comprehensive Cost)</b>	<b>\$57,549,750</b>	<b>\$11,460,614</b>	<b>\$967,693</b>	<b>\$1,434,759</b>	<b>\$606,336</b>	<b>\$72,019,152</b>

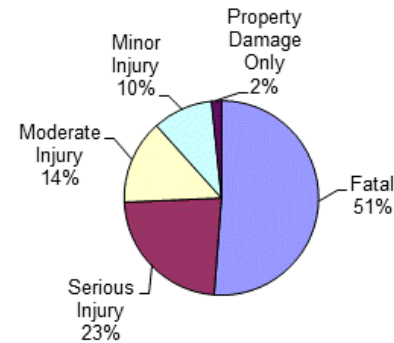
# Isabella County Drug-Involved Crashes

Crash Casualty Severity	Crash Casualties	Crash Costs
Fatal	1	\$11,509,950
Serious Injury	4	\$5,191,288
Moderate Injury	7	\$3,155,509
Minor Injury	6	\$2,251,422
Property Damage Only	23	\$365,171
<b>Total</b>	<b>41</b>	<b>\$22,473,340</b>
Average cost of crash casualty	\$548,130	

Crash Casualties



Crash Costs

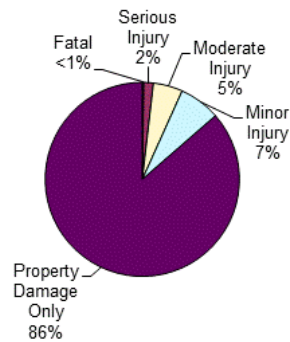


Costs of Drug-Involved Crashes in Isabella County (2021 dollars)						
	Fatal	Serious Injury	Moderate Injury	Minor Injury	Property Damage Only	Total
Medical Care	\$16,960	\$217,064	\$115,332	\$81,954	\$9,591	\$440,901
Work Loss	\$1,564,761	\$369,836	\$220,542	\$153,768	\$19,826	\$2,328,733
Public Services	\$1,090	\$1,552	\$1,575	\$1,164	\$1,219	\$6,600
Adjudication & Sanctioning	\$129,629	\$80,916	\$47,236	\$33,234	\$4,048	\$295,063
Insurance Administration	\$34,287	\$67,768	\$54,418	\$38,922	\$12,949	\$208,344
Congestion & Environmental	\$7,332	\$7,264	\$12,488	\$10,710	\$41,055	\$78,849
Property Damage & Loss	\$15,608	\$54,432	\$74,375	\$55,212	\$62,491	\$262,118
<b>Subtotal (Monetary Cost)</b>	<b>\$1,769,667</b>	<b>\$798,832</b>	<b>\$525,966</b>	<b>\$374,964</b>	<b>\$151,179</b>	<b>\$3,620,608</b>
Quality of Life	\$9,740,283	\$4,392,456	\$2,629,543	\$1,876,458	\$213,992	\$18,852,732
<b>Total (Comprehensive Cost)</b>	<b>\$11,509,950</b>	<b>\$5,191,288</b>	<b>\$3,155,509</b>	<b>\$2,251,422</b>	<b>\$365,171</b>	<b>\$22,473,340</b>

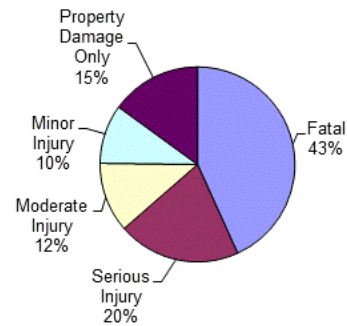
# Isabella County Young Driver Crashes (<21)

Crash Casualty Severity	Crash Casualties	Crash Costs
Fatal	2	\$20,789,166
Serious Injury	13	\$9,765,951
Moderate Injury	40	\$5,583,240
Minor Injury	56	\$4,724,944
Property Damage Only	705	\$7,204,395
<b>Total</b>	<b>816</b>	<b>\$48,067,696</b>
Average cost of crash casualty		\$58,906

Crash Casualties



Crash Costs

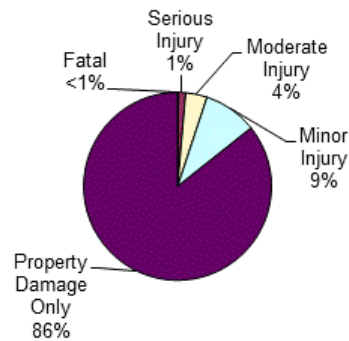


Costs of Young Driver Crashes in Isabella County (2021 dollars)						
	Fatal	Serious Injury	Moderate Injury	Minor Injury	Property Damage Only	Total
Medical Care	\$33,920	\$412,048	\$192,320	\$175,448	\$164,970	\$978,706
Work Loss	\$2,614,102	\$702,091	\$369,360	\$309,736	\$334,170	\$4,329,459
Public Services	\$2,180	\$3,848	\$6,360	\$6,776	\$35,955	\$55,119
Adjudication	\$259,258	\$149,227	\$75,320	\$64,736	\$56,400	\$604,941
Insurance Administration	\$68,574	\$134,004	\$127,280	\$117,096	\$302,445	\$749,399
Congestion & Environmental	\$14,664	\$23,387	\$70,920	\$99,288	\$1,258,425	\$1,466,684
Property Damage & Loss	\$31,216	\$151,723	\$363,080	\$405,776	\$1,879,530	\$2,831,325
<b>Subtotal (Monetary Cost)</b>	<b>\$3,023,914</b>	<b>\$1,576,328</b>	<b>\$1,204,640</b>	<b>\$1,178,856</b>	<b>\$4,031,895</b>	<b>\$11,015,633</b>
Quality of Life	\$17,765,252	\$8,189,623	\$4,378,600	\$3,546,088	\$3,172,500	\$37,052,063
<b>Total (Comprehensive Cost)</b>	<b>\$20,789,166</b>	<b>\$9,765,951</b>	<b>\$5,583,240</b>	<b>\$4,724,944</b>	<b>\$7,204,395</b>	<b>\$48,067,696</b>

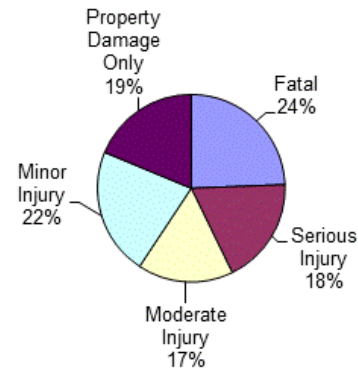
# Isabella County Older Driver Crashes (65+)

Crash Casualty Severity	Crash Casualties	Crash Costs
Fatal	1	\$10,394,583
Serious Injury	8	\$7,849,744
Moderate Injury	24	\$7,039,776
Minor Injury	60	\$9,357,420
Property Damage Only	556	\$7,986,940
<b>Total</b>	<b>649</b>	<b>\$42,628,463</b>
Average cost of crash casualty	\$65,683	

Crash Casualties



Crash Costs



Costs of Older Driver Crashes in Isabella County (2021 dollars)						
	Fatal	Serious Injury	Moderate Injury	Minor Injury	Property Damage Only	Total
Medical Care	\$16,960	\$328,560	\$254,304	\$336,660	\$217,396	\$1,153,880
Work Loss	\$1,307,051	\$568,872	\$484,224	\$627,480	\$408,660	\$3,396,287
Public Services	\$1,090	\$2,712	\$4,560	\$8,340	\$30,024	\$46,726
Adjudication	\$129,629	\$120,128	\$98,880	\$128,820	\$75,616	\$553,073
Insurance Administration	\$34,287	\$106,240	\$124,920	\$186,240	\$285,784	\$737,471
Congestion & Environmental	\$7,332	\$14,440	\$42,720	\$106,620	\$991,904	\$1,163,016
Property Damage & Loss	\$15,608	\$104,120	\$231,432	\$458,640	\$1,596,832	\$2,406,632
<b>Subtotal (Monetary Cost)</b>	<b>\$1,511,957</b>	<b>\$1,245,072</b>	<b>\$1,241,040</b>	<b>\$1,852,800</b>	<b>\$3,606,216</b>	<b>\$9,457,085</b>
Quality of Life	\$8,882,626	\$6,604,672	\$5,798,736	\$7,504,620	\$4,380,724	\$33,171,378
<b>Total (Comprehensive Cost)</b>	<b>\$10,394,583</b>	<b>\$7,849,744</b>	<b>\$7,039,776</b>	<b>\$9,357,420</b>	<b>\$7,986,940</b>	<b>\$42,628,463</b>

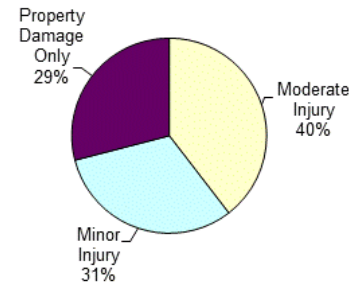
# Isabella County Medium/Large Truck Crashes

Crash Casualty Severity	Crash Casualties	Crash Costs
Fatal	0	\$0
Serious Injury	0	\$0
Moderate Injury	3	\$1,019,232
Minor Injury	5	\$809,920
Property Damage Only	64	\$748,480
<b>Total</b>	<b>72</b>	<b>\$2,577,632</b>
Average cost of crash casualty		\$35,800

Crash Casualties



Crash Costs



Costs of Medium/Large Truck Crashes in Isabella County (2021 dollars)						
	Fatal	Serious Injury	Moderate Injury	Minor Injury	Property Damage Only	Total
Medical Care	\$0	\$0	\$51,795	\$39,585	\$23,232	\$114,612
Work Loss	\$0	\$0	\$160,134	\$114,160	\$186,432	\$460,726
Public Services	\$0	\$0	\$525	\$960	\$3,008	\$4,493
Adjudication	\$0	\$0	\$8,502	\$7,510	\$10,176	\$26,188
Insurance Administration	\$0	\$0	\$10,950	\$11,150	\$35,072	\$57,172
Congestion & Environmental	\$0	\$0	\$5,505	\$9,185	\$118,208	\$132,898
Property Damage & Loss	\$0	\$0	\$24,639	\$31,275	\$184,320	\$240,234
<b>Subtotal (Monetary Cost)</b>	<b>\$0</b>	<b>\$0</b>	<b>\$262,050</b>	<b>\$213,825</b>	<b>\$560,448</b>	<b>\$1,036,323</b>
Quality of Life	\$0	\$0	\$757,182	\$596,095	\$188,032	\$1,541,309
<b>Total (Comprehensive Cost)</b>	<b>\$0</b>	<b>\$0</b>	<b>\$1,019,232</b>	<b>\$809,920</b>	<b>\$748,480</b>	<b>\$2,577,632</b>

# Isabella County Motorcycle Crashes

Injury Severity	Motorcyclist Crash Victims	Motorcyclist Victim Costs
Fatal	0	\$0
Serious Injury	7	\$6,800,297
Moderate Injury	6	\$1,597,824
Minor Injury	4	\$934,476
Property Damage Only	4	\$201,048
<b>Total</b>	<b>21</b>	<b>\$9,533,645</b>
Average cost of crash casualty		\$453,983

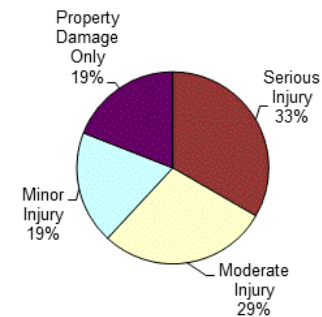
Injury Severity	Non-motorcyclist Crash Victims	Non-motorcyclist Victim Costs
Fatal	0	\$0
Serious Injury	0	\$0
Moderate Injury	0	\$0
Minor Injury	0	\$0
Property Damage Only	0	\$0
<b>Total</b>	<b>0</b>	<b>\$0</b>
Average cost of crash casualty		\$0

Motorcyclist Victim Costs in Motorcycle Crashes in Isabella County (2021 dollars)						
	Fatal	Serious Injury	Moderate Injury	Minor Injury	Property Damage Only	Total
Medical Care	\$0	\$283,374	\$56,934	\$33,240	\$6,216	\$379,764
Work Loss	\$0	\$512,953	\$115,092	\$67,204	\$12,724	\$707,973
Public Services	\$0	\$2,373	\$1,158	\$740	\$340	\$4,611
Adjudication	\$0	\$106,862	\$23,130	\$13,512	\$2,532	\$146,036
Insurance Administration	\$0	\$90,209	\$29,358	\$17,732	\$5,576	\$142,875
Congestion & Environmental	\$0	\$9,576	\$7,968	\$5,312	\$5,324	\$28,180
Property Damage & Loss	\$0	\$83,636	\$57,168	\$37,072	\$22,764	\$200,640
Subtotal (Monetary Cost)	\$0	\$1,088,983	\$290,808	\$174,812	\$55,476	\$1,610,079
Quality of Life	\$0	\$5,711,314	\$1,307,016	\$759,664	\$145,572	\$7,923,566
<b>Total (Comprehensive Cost)</b>	<b>\$0</b>	<b>\$6,800,297</b>	<b>\$1,597,824</b>	<b>\$934,476</b>	<b>\$201,048</b>	<b>\$9,533,645</b>

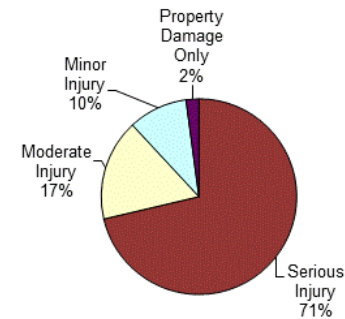
Non-motorcyclist Victim Costs in Motorcycle Crashes in Isabella County (2021 dollars)						
	Fatal	Serious Injury	Moderate Injury	Minor Injury	Property Damage Only	Total
Medical Care	\$0	\$0	\$0	\$0	\$0	\$0
Work Loss	\$0	\$0	\$0	\$0	\$0	\$0
Public Services	\$0	\$0	\$0	\$0	\$0	\$0
Adjudication	\$0	\$0	\$0	\$0	\$0	\$0
Insurance Administration	\$0	\$0	\$0	\$0	\$0	\$0
Congestion & Environmental	\$0	\$0	\$0	\$0	\$0	\$0
Property Damage & Loss	\$0	\$0	\$0	\$0	\$0	\$0
Subtotal (Monetary Cost)	\$0	\$0	\$0	\$0	\$0	\$0
Quality of Life	\$0	\$0	\$0	\$0	\$0	\$0
<b>Total (Comprehensive Cost)</b>	<b>\$0</b>	<b>\$0</b>	<b>\$0</b>	<b>\$0</b>	<b>\$0</b>	<b>\$0</b>

Costs of Motorcycle Crashes in Isabella County (2021 dollars)						
	Fatal	Serious Injury	Moderate Injury	Minor Injury	Property Damage Only	Total
Medical Care	\$0	\$283,374	\$56,934	\$33,240	\$6,216	\$379,764
Work Loss	\$0	\$512,953	\$115,092	\$67,204	\$12,724	\$707,973
Public Services	\$0	\$2,373	\$1,158	\$740	\$340	\$4,611
Adjudication	\$0	\$106,862	\$23,130	\$13,512	\$2,532	\$146,036
Insurance Administration	\$0	\$90,209	\$29,358	\$17,732	\$5,576	\$142,875
Congestion & Environmental	\$0	\$9,576	\$7,968	\$5,312	\$5,324	\$28,180
Property Damage & Loss	\$0	\$83,636	\$57,168	\$37,072	\$22,764	\$200,640
Subtotal (Monetary Cost)	\$0	\$1,088,983	\$290,808	\$174,812	\$55,476	\$1,610,079
Quality of Life	\$0	\$5,711,314	\$1,307,016	\$759,664	\$145,572	\$7,923,566
<b>Total (Comprehensive Cost)</b>	<b>\$0</b>	<b>\$6,800,297</b>	<b>\$1,597,824</b>	<b>\$934,476</b>	<b>\$201,048</b>	<b>\$9,533,645</b>

Crash Casualties



Crash Costs





# Isabella County Bicycle Crashes

Injury Severity	Bicyclist Crash Victims	Bicyclist Victim Costs
Fatal	0	\$0
Serious Injury	0	\$0
Moderate Injury	1	\$198,046
Minor Injury	3	\$380,676
Property Damage Only	3	\$41,028
<b>Total</b>	<b>7</b>	<b>\$619,750</b>
Average cost of crash casualty		\$88,536

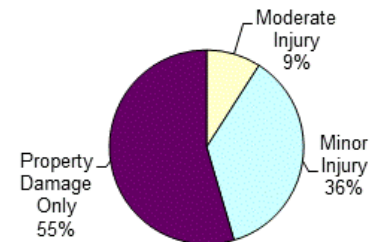
Injury Severity	Non-bicyclist Crash Victims	Non-bicyclist Victim Costs
Fatal	0	\$0
Serious Injury	0	\$0
Moderate Injury	0	\$0
Minor Injury	1	\$100,690
Property Damage Only	3	\$26,847
<b>Total</b>	<b>4</b>	<b>\$127,537</b>
Average cost of crash casualty		\$31,884

Bicyclist Victim Costs in Bicycle Crashes in Isabella County (2021 dollars)						
	Fatal	Serious Injury	Moderate Injury	Minor Injury	Property Damage Only	Total
Medical Care	\$0	\$0	\$6,899	\$12,816	\$1,392	\$21,107
Work Loss	\$0	\$0	\$14,235	\$25,053	\$2,487	\$41,775
Public Services	\$0	\$0	\$180	\$465	\$63	\$708
Adjudication	\$0	\$0	\$2,832	\$5,076	\$519	\$8,427
Insurance Administration	\$0	\$0	\$3,924	\$7,311	\$744	\$11,979
Congestion & Environmental	\$0	\$0	\$1,316	\$3,774	\$534	\$5,624
Property Damage & Loss	\$0	\$0	\$248	\$714	\$102	\$1,064
Subtotal (Monetary Cost)	\$0	\$0	\$29,634	\$55,209	\$5,841	\$90,684
Quality of Life	\$0	\$0	\$168,412	\$325,467	\$35,187	\$529,066
<b>Total (Comprehensive Cost)</b>	<b>\$0</b>	<b>\$0</b>	<b>\$198,046</b>	<b>\$380,676</b>	<b>\$41,028</b>	<b>\$619,750</b>

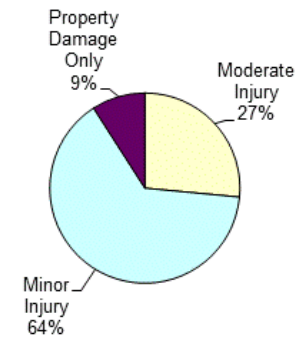
Non-bicyclist Victim Costs in Bicycle Crashes in Isabella County (2021 dollars)						
	Fatal	Serious Injury	Moderate Injury	Minor Injury	Property Damage Only	Total
Medical Care	\$0	\$0	\$0	\$3,606	\$552	\$4,158
Work Loss	\$0	\$0	\$0	\$6,489	\$1,215	\$7,704
Public Services	\$0	\$0	\$0	\$120	\$144	\$264
Adjudication	\$0	\$0	\$0	\$1,346	\$192	\$1,538
Insurance Administration	\$0	\$0	\$0	\$2,277	\$1,146	\$3,423
Congestion & Environmental	\$0	\$0	\$0	\$1,776	\$5,355	\$7,131
Property Damage & Loss	\$0	\$0	\$0	\$6,971	\$7,401	\$14,372
Subtotal (Monetary Cost)	\$0	\$0	\$0	\$22,585	\$16,005	\$38,590
Quality of Life	\$0	\$0	\$0	\$78,105	\$10,842	\$88,947
<b>Total (Comprehensive Cost)</b>	<b>\$0</b>	<b>\$0</b>	<b>\$0</b>	<b>\$100,690</b>	<b>\$26,847</b>	<b>\$127,537</b>

Costs of Bicycle Crashes in Isabella County (2021 dollars)						
	Fatal	Serious Injury	Moderate Injury	Minor Injury	Property Damage Only	Total
Medical Care	\$0	\$0	\$6,899	\$16,422	\$1,944	\$25,265
Work Loss	\$0	\$0	\$14,235	\$31,542	\$3,702	\$49,479
Public Services	\$0	\$0	\$180	\$585	\$207	\$972
Adjudication	\$0	\$0	\$2,832	\$6,422	\$711	\$9,965
Insurance Administration	\$0	\$0	\$3,924	\$9,588	\$1,890	\$15,402
Congestion & Environmental	\$0	\$0	\$1,316	\$5,550	\$5,889	\$12,755
Property Damage & Loss	\$0	\$0	\$248	\$7,685	\$7,503	\$15,436
Subtotal (Monetary Cost)	\$0	\$0	\$29,634	\$77,794	\$21,846	\$129,274
Quality of Life	\$0	\$0	\$168,412	\$403,572	\$46,029	\$618,013
<b>Total (Comprehensive Cost)</b>	<b>\$0</b>	<b>\$0</b>	<b>\$198,046</b>	<b>\$481,366</b>	<b>\$67,875</b>	<b>\$747,287</b>

Crash Casualties



Crash Costs



# Isabella County Pedestrian Crashes

Injury Severity	Pedestrian Crash Victims	Pedestrian Victim Costs
Fatal	1	\$9,734,351
Serious Injury	2	\$2,127,598
Moderate Injury	1	\$246,610
Minor Injury	8	\$1,244,816
Property Damage Only	1	\$15,928
<b>Total</b>	<b>13</b>	<b>\$13,369,303</b>
Average cost of crash casualty	\$1,028,408	

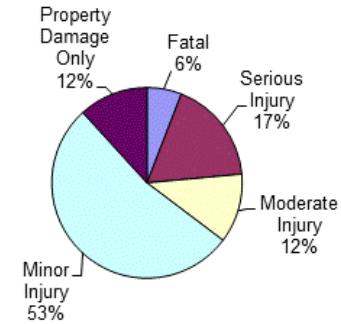
Injury Severity	Non-pedestrian Crash Victims	Non-pedestrian Victim Costs
Fatal	0	\$0
Serious Injury	1	\$923,312
Moderate Injury	1	\$185,131
Minor Injury	1	\$93,719
Property Damage Only	1	\$6,482
<b>Total</b>	<b>4</b>	<b>\$1,208,644</b>
Average cost of crash casualty	\$302,161	

Pedestrian Victim Costs in Pedestrian Crashes in Isabella County (2021 dollars)						
	Fatal	Serious Injury	Moderate Injury	Minor Injury	Property Damage Only	Total
Medical Care	\$22,607	\$96,594	\$9,133	\$43,712	\$558	\$172,604
Work Loss	\$1,187,181	\$155,850	\$15,532	\$71,600	\$836	\$1,430,999
Public Services	\$1,090	\$676	\$180	\$1,240	\$21	\$3,207
Adjudication	\$129,629	\$33,866	\$3,312	\$15,472	\$187	\$182,466
Insurance Administration	\$48,594	\$38,896	\$4,514	\$21,832	\$261	\$114,097
Congestion & Environmental	\$7,332	\$2,752	\$1,316	\$10,064	\$178	\$21,642
Subtotal (Monetary Cost)	\$1,396,433	\$328,634	\$33,987	\$163,920	\$2,041	\$1,925,015
Quality of Life	\$8,337,918	\$1,798,964	\$212,623	\$1,080,896	\$13,887	\$11,444,288
<b>Total (Comprehensive Cost)</b>	<b>\$9,734,351</b>	<b>\$2,127,598</b>	<b>\$246,610</b>	<b>\$1,244,816</b>	<b>\$15,928</b>	<b>\$13,369,303</b>

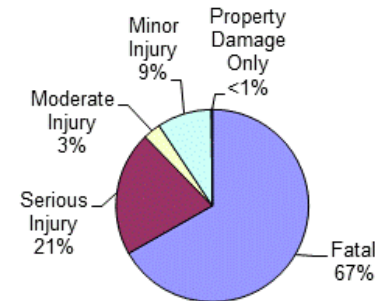
Non-pedestrian Victim in Pedestrian Crashes in Isabella County (2021 dollars)						
	Fatal	Serious Injury	Moderate Injury	Minor Injury	Property Damage Only	Total
Medical Care	\$0	\$40,079	\$7,041	\$3,606	\$184	\$50,910
Work Loss	\$0	\$68,980	\$13,160	\$6,489	\$405	\$89,034
Public Services	\$0	\$333	\$168	\$120	\$48	\$669
Adjudication	\$0	\$14,604	\$2,706	\$1,346	\$64	\$18,720
Insurance Administration	\$0	\$12,469	\$3,867	\$2,277	\$382	\$18,995
Congestion & Environmental	\$0	\$1,805	\$1,774	\$1,776	\$1,785	\$7,140
Subtotal (Monetary Cost)	\$0	\$138,270	\$28,716	\$15,614	\$2,868	\$185,468
Quality of Life	\$0	\$785,042	\$156,415	\$78,105	\$3,614	\$1,023,176
<b>Total (Comprehensive Cost)</b>	<b>\$0</b>	<b>\$923,312</b>	<b>\$185,131</b>	<b>\$93,719</b>	<b>\$6,482</b>	<b>\$1,208,644</b>

Costs of Pedestrian Crashes in Isabella County (2021 dollars)						
	Fatal	Serious Injury	Moderate Injury	Minor Injury	Property Damage Only	Total
Medical Care	\$22,607	\$136,673	\$16,174	\$47,318	\$742	\$223,514
Work Loss	\$1,187,181	\$224,830	\$28,692	\$78,089	\$1,241	\$1,520,033
Public Services	\$1,090	\$1,009	\$348	\$1,360	\$69	\$3,876
Adjudication	\$129,629	\$48,470	\$6,018	\$16,818	\$251	\$201,186
Insurance Administration	\$48,594	\$51,365	\$8,381	\$24,109	\$643	\$133,092
Congestion & Environmental	\$7,332	\$4,557	\$3,090	\$11,840	\$1,963	\$28,782
Subtotal (Monetary Cost)	\$1,396,433	\$466,904	\$62,703	\$179,534	\$4,909	\$2,110,483
Quality of Life	\$8,337,918	\$2,584,006	\$369,038	\$1,159,001	\$17,501	\$12,467,464
<b>Total (Comprehensive Cost)</b>	<b>\$9,734,351</b>	<b>\$3,050,910</b>	<b>\$431,741</b>	<b>\$1,338,535</b>	<b>\$22,410</b>	<b>\$14,577,947</b>

Crash Casualties



Crash Costs



# Jackson County Traffic Crashes and Crime

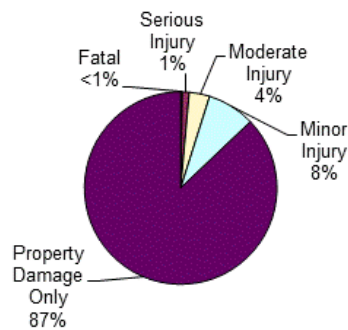
Crash Casualty Severity	Crash Casualties	Crash Costs
Fatal	21	\$218,286,243
Serious Injury	92	\$86,088,448
Moderate Injury	271	\$52,691,343
Minor Injury	633	\$63,736,770
Property Damage Only	6,864	\$61,425,936
<b>Total</b>	<b>7,881</b>	<b>\$482,228,740</b>
Average cost of crash casualty		\$61,189

Index Crime Category	Number of Crimes	Crime Costs
Murder	16	\$158,550,224
Rape	135	\$76,342,905
Aggravated Assault	637	\$29,651,076
Robbery	35	\$1,626,870
Larceny	1,989	\$8,514,909
Burglary	334	\$1,423,174
Motor Vehicle Theft	296	\$3,049,096
<b>Total</b>	<b>3,442</b>	<b>\$279,158,254</b>
Average cost of index crime		\$81,104

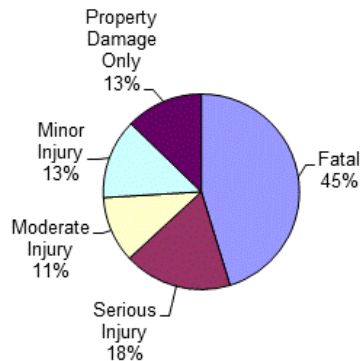
Costs of Crashes in Jackson County (2021 dollars)						
	Fatal	Serious Injury	Moderate Injury	Minor Injury	Property Damage Only	Total
Medical Care	\$356,160	\$3,687,268	\$1,908,111	\$2,282,598	\$1,262,976	\$9,497,113
Work Loss	\$27,448,071	\$6,346,160	\$3,566,360	\$4,107,537	\$2,779,920	\$44,248,048
Public Services	\$22,890	\$30,636	\$45,528	\$75,960	\$329,472	\$504,486
Adjudication & Sanctioning	\$2,722,209	\$1,343,568	\$733,326	\$852,018	\$439,296	\$6,090,417
Insurance Administration	\$720,027	\$1,147,148	\$1,047,957	\$1,441,341	\$2,622,048	\$6,978,521
Congestion & Environmental	\$153,972	\$166,060	\$480,754	\$1,124,208	\$12,252,240	\$14,177,234
Property Damage & Loss	\$327,768	\$1,143,744	\$2,520,842	\$4,412,643	\$16,933,488	\$25,338,485
<b>Subtotal (Monetary Cost)</b>	<b>\$31,751,097</b>	<b>\$13,864,584</b>	<b>\$10,302,878</b>	<b>\$14,296,305</b>	<b>\$36,619,440</b>	<b>\$106,834,304</b>
Quality of Life	\$186,535,146	\$72,223,864	\$42,388,465	\$49,440,465	\$24,806,496	\$375,394,436
<b>Total (Comprehensive Cost)</b>	<b>\$218,286,243</b>	<b>\$86,088,448</b>	<b>\$52,691,343</b>	<b>\$63,736,770</b>	<b>\$61,425,936</b>	<b>\$482,228,740</b>

Costs of Index Crimes in Jackson County (2021 dollars)								
	Murder	Rape	Aggravated Assault	Robbery	Larceny	Burglary	Motor Vehicle Theft	Total
Medical Care	\$206,288	\$455,490	\$1,347,255	\$69,405	\$0	\$0	\$0	\$2,078,438
Mental Health	\$194,000	\$888,975	\$259,896	\$6,965	\$0	\$0	\$0	\$1,349,836
Work Loss	\$18,564,128	\$962,145	\$1,449,812	\$161,210	\$61,659	\$13,026	\$34,632	\$21,246,612
Public Services	\$1,676,560	\$102,735	\$1,553,643	\$27,720	\$1,048,203	\$120,908	\$134,680	\$4,664,449
Adjudication & Sanctioning	\$7,824,736	\$6,107,130	\$3,818,815	\$507,395	\$5,161,455	\$257,514	\$589,040	\$24,266,085
Property Damage & Loss	\$3,376	\$25,515	\$53,508	\$48,195	\$2,243,592	\$1,031,726	\$2,290,744	\$5,696,656
<b>Subtotal (Monetary Cost)</b>	<b>\$28,469,088</b>	<b>\$8,541,990</b>	<b>\$8,482,929</b>	<b>\$820,890</b>	<b>\$8,514,909</b>	<b>\$1,423,174</b>	<b>\$3,049,096</b>	<b>\$59,302,076</b>
Quality of Life	\$130,081,136	\$67,800,915	\$21,168,147	\$805,980	\$0	\$0	\$0	\$219,856,178
<b>Total (Comprehensive Costs)</b>	<b>\$158,550,224</b>	<b>\$76,342,905</b>	<b>\$29,651,076</b>	<b>\$1,626,870</b>	<b>\$8,514,909</b>	<b>\$1,423,174</b>	<b>\$3,049,096</b>	<b>\$279,158,254</b>

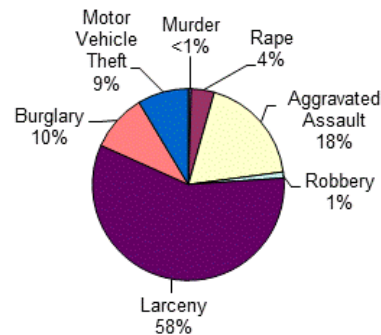
Crash Casualties



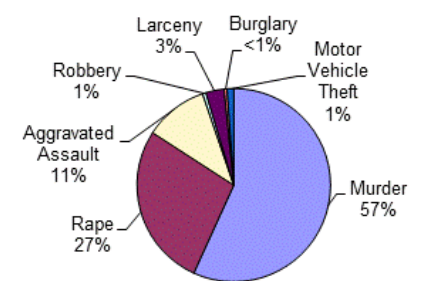
Crash Costs



Index Crimes



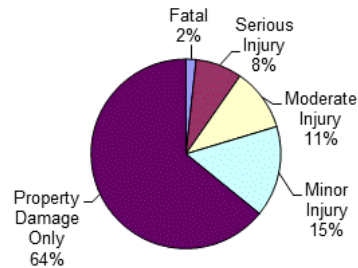
Index Crime Costs



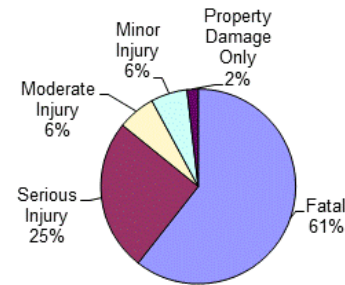
# Jackson County Alcohol-Involved Crashes

Crash Casualty Severity	Crash Casualties	Crash Costs
Fatal	5	\$57,549,750
Serious Injury	23	\$23,963,102
Moderate Injury	31	\$5,958,563
Minor Injury	45	\$5,735,043
Property Damage Only	186	\$1,762,164
<b>Total</b>	<b>290</b>	<b>\$94,968,622</b>
Average cost of crash casualty		\$327,478

Crash Casualties



Crash Costs

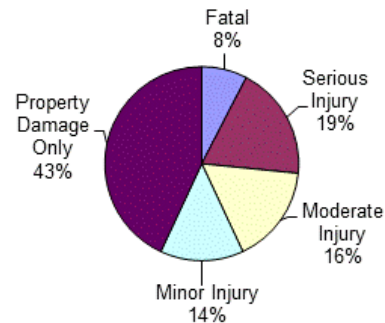


Costs of Alcohol-Involved Crashes in Jackson County (2021 dollars)						
	Fatal	Serious Injury	Moderate Injury	Minor Injury	Property Damage Only	Total
Medical Care	\$84,800	\$1,026,812	\$202,926	\$194,220	\$39,060	\$1,547,818
Work Loss	\$7,823,805	\$1,724,977	\$382,509	\$344,115	\$81,282	\$10,356,688
Public Services	\$5,450	\$7,889	\$5,146	\$5,805	\$9,114	\$33,404
Adjudication & Sanctioning	\$648,145	\$381,800	\$85,219	\$76,725	\$15,252	\$1,207,141
Insurance Administration	\$171,435	\$315,583	\$134,726	\$134,190	\$80,910	\$836,844
Congestion & Environmental	\$36,660	\$41,561	\$79,785	\$329,778	\$332,010	\$819,794
Property Damage & Loss	\$78,040	\$289,800	\$291,586	\$350,730	\$474,300	\$1,484,456
<b>Subtotal (Monetary Cost)</b>	<b>\$8,848,335</b>	<b>\$3,788,422</b>	<b>\$1,181,897</b>	<b>\$1,435,563</b>	<b>\$1,031,928</b>	<b>\$16,286,145</b>
Quality of Life	\$48,701,415	\$20,174,680	\$4,776,666	\$4,299,480	\$730,236	\$78,682,477
<b>Total (Comprehensive Cost)</b>	<b>\$57,549,750</b>	<b>\$23,963,102</b>	<b>\$5,958,563</b>	<b>\$5,735,043</b>	<b>\$1,762,164</b>	<b>\$94,968,622</b>

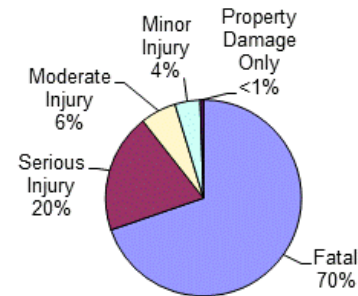
# Jackson County Drug-Involved Crashes

Crash Casualty Severity	Crash Casualties	Crash Costs
Fatal	6	\$69,059,700
Serious Injury	15	\$19,467,330
Moderate Injury	13	\$5,860,231
Minor Injury	11	\$4,127,607
Property Damage Only	34	\$539,818
<b>Total</b>	<b>79</b>	<b>\$99,054,686</b>
Average cost of crash casualty	\$1,253,857	

Crash Casualties



Crash Costs

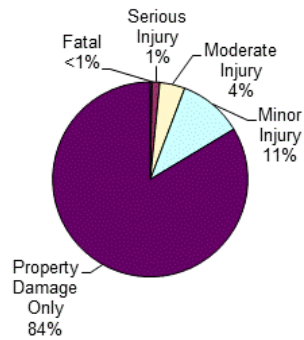


Costs of Drug-Involved Crashes in Jackson County (2021 dollars)						
	Fatal	Serious Injury	Moderate Injury	Minor Injury	Property Damage Only	Total
Medical Care	\$101,760	\$813,990	\$214,188	\$150,249	\$14,178	\$1,294,365
Work Loss	\$9,388,566	\$1,386,885	\$409,578	\$281,908	\$29,308	\$11,496,245
Public Services	\$6,540	\$5,820	\$2,925	\$2,134	\$1,802	\$19,221
Adjudication & Sanctioning	\$777,774	\$303,435	\$87,724	\$60,929	\$5,984	\$1,235,846
Insurance Administration	\$205,722	\$254,130	\$101,062	\$71,357	\$19,142	\$651,413
Congestion & Environmental	\$43,992	\$27,240	\$23,192	\$19,635	\$60,690	\$174,749
Property Damage & Loss	\$93,648	\$204,120	\$138,125	\$101,222	\$92,378	\$629,493
<b>Subtotal (Monetary Cost)</b>	<b>\$10,618,002</b>	<b>\$2,995,620</b>	<b>\$976,794</b>	<b>\$687,434</b>	<b>\$223,482</b>	<b>\$15,501,332</b>
Quality of Life	\$58,441,698	\$16,471,710	\$4,883,437	\$3,440,173	\$316,336	\$83,553,354
<b>Total (Comprehensive Cost)</b>	<b>\$69,059,700</b>	<b>\$19,467,330</b>	<b>\$5,860,231</b>	<b>\$4,127,607</b>	<b>\$539,818</b>	<b>\$99,054,686</b>

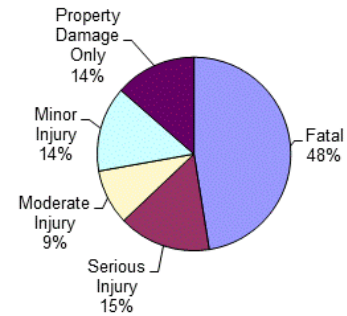
# Jackson County Young Driver Crashes (<21)

Crash Casualty Severity	Crash Casualties	Crash Costs
Fatal	4	\$41,578,332
Serious Injury	18	\$13,522,086
Moderate Injury	58	\$8,095,698
Minor Injury	148	\$12,487,352
Property Damage Only	1,163	\$11,884,697
<b>Total</b>	<b>1,391</b>	<b>\$87,568,165</b>
Average cost of crash casualty		\$62,953

Crash Casualties



Crash Costs

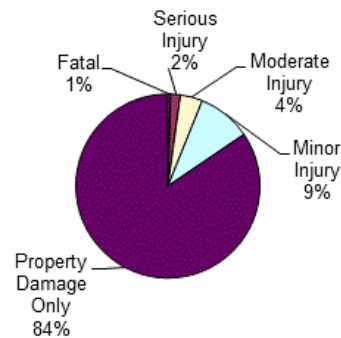


Costs of Young Driver Crashes in Jackson County (2021 dollars)						
	Fatal	Serious Injury	Moderate Injury	Minor Injury	Property Damage Only	Total
Medical Care	\$67,840	\$570,528	\$278,864	\$463,684	\$272,142	\$1,653,058
Work Loss	\$5,228,204	\$972,126	\$535,572	\$818,588	\$551,262	\$8,105,752
Public Services	\$4,360	\$5,328	\$9,222	\$17,908	\$59,313	\$96,131
Adjudication	\$518,516	\$206,622	\$109,214	\$171,088	\$93,040	\$1,098,480
Insurance Administration	\$137,148	\$185,544	\$184,556	\$309,468	\$498,927	\$1,315,643
Congestion & Environmental	\$29,328	\$32,382	\$102,834	\$262,404	\$2,075,955	\$2,502,903
Property Damage & Loss	\$62,432	\$210,078	\$526,466	\$1,072,408	\$3,100,558	\$4,971,942
<b>Subtotal (Monetary Cost)</b>	<b>\$6,047,828</b>	<b>\$2,182,608</b>	<b>\$1,746,728</b>	<b>\$3,115,548</b>	<b>\$6,651,197</b>	<b>\$19,743,909</b>
Quality of Life	\$35,530,504	\$11,339,478	\$6,348,970	\$9,371,804	\$5,233,500	\$67,824,256
<b>Total (Comprehensive Cost)</b>	<b>\$41,578,332</b>	<b>\$13,522,086</b>	<b>\$8,095,698</b>	<b>\$12,487,352</b>	<b>\$11,884,697</b>	<b>\$87,568,165</b>

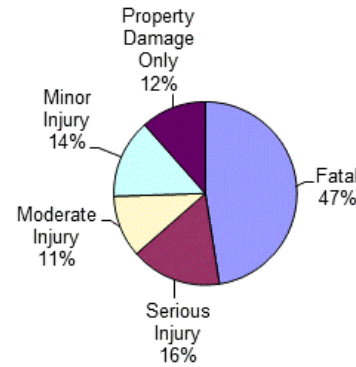
# Jackson County Older Driver Crashes (65+)

Crash Casualty Severity	Crash Casualties	Crash Costs
Fatal	7	\$72,762,081
Serious Injury	25	\$24,530,450
Moderate Injury	57	\$16,719,468
Minor Injury	137	\$21,366,109
Property Damage Only	1,230	\$17,668,950
<b>Total</b>	<b>1,456</b>	<b>\$153,047,058</b>
Average cost of crash casualty	\$105,115	

Crash Casualties



Crash Costs

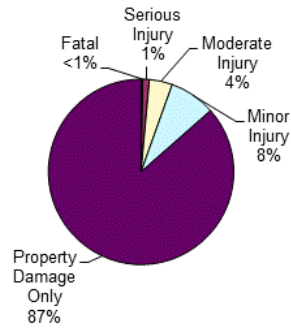


Costs of Older Driver Crashes in Jackson County (2021 dollars)						
	Fatal	Serious Injury	Moderate Injury	Minor Injury	Property Damage Only	Total
Medical Care	\$118,720	\$1,026,750	\$603,972	\$768,707	\$480,930	\$2,999,079
Work Loss	\$9,149,357	\$1,777,725	\$1,150,032	\$1,432,746	\$904,050	\$14,413,910
Public Services	\$7,630	\$8,475	\$10,830	\$19,043	\$66,420	\$112,398
Adjudication	\$907,403	\$375,400	\$234,840	\$294,139	\$167,280	\$1,979,062
Insurance Administration	\$240,009	\$332,000	\$296,685	\$425,248	\$632,220	\$1,926,162
Congestion & Environmental	\$51,324	\$45,125	\$101,460	\$243,449	\$2,194,320	\$2,635,678
Property Damage & Loss	\$109,256	\$325,375	\$549,651	\$1,047,228	\$3,532,560	\$5,564,070
<b>Subtotal (Monetary Cost)</b>	<b>\$10,583,699</b>	<b>\$3,890,850</b>	<b>\$2,947,470</b>	<b>\$4,230,560</b>	<b>\$7,977,780</b>	<b>\$29,630,359</b>
Quality of Life	\$62,178,382	\$20,639,600	\$13,771,998	\$17,135,549	\$9,691,170	\$123,416,699
<b>Total (Comprehensive Cost)</b>	<b>\$72,762,081</b>	<b>\$24,530,450</b>	<b>\$16,719,468</b>	<b>\$21,366,109</b>	<b>\$17,668,950</b>	<b>\$153,047,058</b>

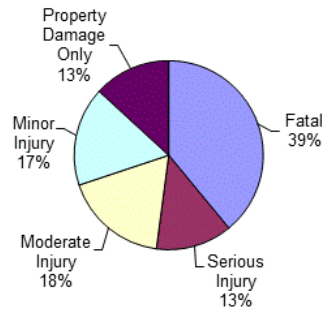
# Jackson County Medium/Large Truck Crashes

Crash Casualty Severity	Crash Casualties	Crash Costs
Fatal	1	\$10,432,467
Serious Injury	4	\$3,492,560
Moderate Injury	14	\$4,756,416
Minor Injury	28	\$4,535,552
Property Damage Only	301	\$3,520,195
<b>Total</b>	<b>348</b>	<b>\$26,737,190</b>
Average cost of crash casualty		\$76,831

Crash Casualties



Crash Costs



Costs of Medium/Large Truck Crashes in Jackson County (2021 dollars)						
	Fatal	Serious Injury	Moderate Injury	Minor Injury	Property Damage Only	Total
Medical Care	\$32,338	\$161,924	\$241,710	\$221,676	\$109,263	\$766,911
Work Loss	\$1,307,051	\$501,576	\$747,292	\$639,296	\$876,813	\$4,072,028
Public Services	\$1,096	\$1,284	\$2,450	\$5,376	\$14,147	\$24,353
Adjudication	\$141,870	\$58,044	\$39,676	\$42,056	\$47,859	\$329,505
Insurance Administration	\$34,040	\$45,596	\$51,100	\$62,440	\$164,948	\$358,124
Congestion & Environmental	\$7,583	\$7,468	\$25,690	\$51,436	\$555,947	\$648,124
Property Damage & Loss	\$25,863	\$42,892	\$114,982	\$175,140	\$866,880	\$1,225,757
<b>Subtotal (Monetary Cost)</b>	<b>\$1,549,841</b>	<b>\$818,784</b>	<b>\$1,222,900</b>	<b>\$1,197,420</b>	<b>\$2,635,857</b>	<b>\$7,424,802</b>
Quality of Life	\$8,882,626	\$2,673,776	\$3,533,516	\$3,338,132	\$884,338	\$19,312,388
<b>Total (Comprehensive Cost)</b>	<b>\$10,432,467</b>	<b>\$3,492,560</b>	<b>\$4,756,416</b>	<b>\$4,535,552</b>	<b>\$3,520,195</b>	<b>\$26,737,190</b>



# Jackson County Motorcycle Crashes

Injury Severity	Motorcyclist Crash Victims	Motorcyclist Victim Costs
Fatal	2	\$21,458,136
Serious Injury	18	\$17,486,478
Moderate Injury	20	\$5,326,080
Minor Injury	13	\$3,037,047
Property Damage Only	19	\$954,978
<b>Total</b>	<b>72</b>	<b>\$48,262,719</b>
Average cost of crash casualty		\$670,316

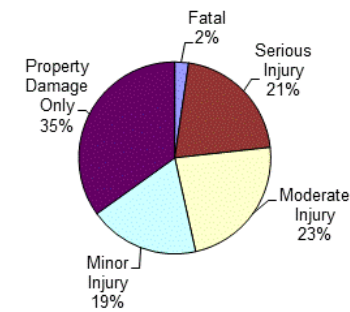
Injury Severity	Non-motorcyclist Crash Victims	Non-motorcyclist Victim Costs
Fatal	0	\$0
Serious Injury	0	\$0
Moderate Injury	0	\$0
Minor Injury	3	\$302,070
Property Damage Only	11	\$65,307
<b>Total</b>	<b>14</b>	<b>\$367,377</b>
Average cost of crash casualty		\$26,241

Motorcyclist Victim Costs in Motorcycle Crashes in Jackson County (2021 dollars)						
	Fatal	Serious Injury	Moderate Injury	Minor Injury	Property Damage Only	Total
Medical Care	\$39,360	\$728,676	\$189,780	\$108,030	\$29,526	\$1,095,372
Work Loss	\$2,955,754	\$1,319,022	\$383,640	\$218,413	\$60,439	\$4,937,268
Public Services	\$2,180	\$6,102	\$3,860	\$2,405	\$1,615	\$16,162
Adjudication	\$259,258	\$274,788	\$77,100	\$43,914	\$12,027	\$667,087
Insurance Administration	\$64,976	\$231,966	\$97,860	\$57,629	\$26,486	\$478,917
Congestion & Environmental	\$14,664	\$24,624	\$26,560	\$17,264	\$25,289	\$108,401
Property Damage & Loss	\$44,606	\$215,064	\$190,560	\$120,484	\$108,129	\$678,843
Subtotal (Monetary Cost)	\$3,380,798	\$2,800,242	\$969,360	\$568,139	\$263,511	\$7,982,050
Quality of Life	\$18,077,338	\$14,686,236	\$4,356,720	\$2,468,908	\$691,467	\$40,280,669
<b>Total (Comprehensive Cost)</b>	<b>\$21,458,136</b>	<b>\$17,486,478</b>	<b>\$5,326,080</b>	<b>\$3,037,047</b>	<b>\$954,978</b>	<b>\$48,262,719</b>

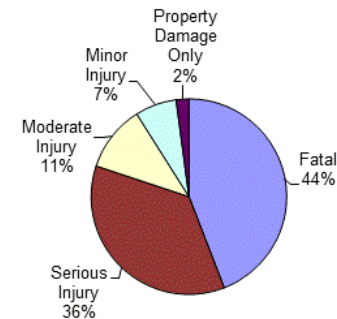
Non-motorcyclist Victim Costs in Motorcycle Crashes in Jackson County (2021 dollars)						
	Fatal	Serious Injury	Moderate Injury	Minor Injury	Property Damage Only	Total
Medical Care	\$0	\$0	\$0	\$10,818	\$0	\$10,818
Work Loss	\$0	\$0	\$0	\$19,467	\$1,353	\$20,820
Public Services	\$0	\$0	\$0	\$360	\$275	\$635
Adjudication	\$0	\$0	\$0	\$4,038	\$0	\$4,038
Insurance Administration	\$0	\$0	\$0	\$6,831	\$4,774	\$11,605
Congestion & Environmental	\$0	\$0	\$0	\$5,328	\$19,657	\$24,985
Property Damage & Loss	\$0	\$0	\$0	\$20,913	\$39,248	\$60,161
Subtotal (Monetary Cost)	\$0	\$0	\$0	\$67,755	\$65,307	\$133,062
Quality of Life	\$0	\$0	\$0	\$234,315	\$0	\$234,315
<b>Total (Comprehensive Cost)</b>	<b>\$0</b>	<b>\$0</b>	<b>\$0</b>	<b>\$302,070</b>	<b>\$65,307</b>	<b>\$367,377</b>

Costs of Motorcycle Crashes in Jackson County (2021 dollars)						
	Fatal	Serious Injury	Moderate Injury	Minor Injury	Property Damage Only	Total
Medical Care	\$39,360	\$728,676	\$189,780	\$118,848	\$29,526	\$1,106,190
Work Loss	\$2,955,754	\$1,319,022	\$383,640	\$237,880	\$61,792	\$4,958,088
Public Services	\$2,180	\$6,102	\$3,860	\$2,765	\$1,890	\$16,797
Adjudication	\$259,258	\$274,788	\$77,100	\$47,952	\$12,027	\$671,125
Insurance Administration	\$64,976	\$231,966	\$97,860	\$64,460	\$31,260	\$490,522
Congestion & Environmental	\$14,664	\$24,624	\$26,560	\$22,592	\$44,946	\$133,386
Property Damage & Loss	\$44,606	\$215,064	\$190,560	\$141,397	\$147,377	\$739,004
Subtotal (Monetary Cost)	\$3,380,798	\$2,800,242	\$969,360	\$635,894	\$328,818	\$8,115,112
Quality of Life	\$18,077,338	\$14,686,236	\$4,356,720	\$2,703,223	\$691,467	\$40,514,984
<b>Total (Comprehensive Cost)</b>	<b>\$21,458,136</b>	<b>\$17,486,478</b>	<b>\$5,326,080</b>	<b>\$3,339,117</b>	<b>\$1,020,285</b>	<b>\$48,630,096</b>

Crash Casualties



Crash Costs



# Jackson County Bicycle Crashes

Injury Severity	Bicyclist Crash Victims	Bicyclist Victim Costs
Fatal	1	\$9,720,902
Serious Injury	1	\$934,954
Moderate Injury	8	\$1,584,368
Minor Injury	7	\$888,244
Property Damage Only	3	\$41,028
<b>Total</b>	<b>20</b>	<b>\$13,169,496</b>
Average cost of crash casualty	\$658,475	

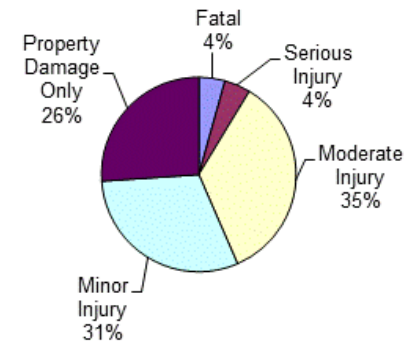
Injury Severity	Non-bicyclist Crash Victims	Non-bicyclist Victim Costs
Fatal	0	\$0
Serious Injury	0	\$0
Moderate Injury	0	\$0
Minor Injury	0	\$0
Property Damage Only	3	\$26,847
<b>Total</b>	<b>3</b>	<b>\$26,847</b>
Average cost of crash casualty	\$8,949	

	Fatal	Serious Injury	Moderate Injury	Minor Injury	Property Damage Only	Total
Medical Care	\$25,971	\$40,528	\$55,192	\$29,904	\$1,392	\$152,987
Work Loss	\$1,189,275	\$75,862	\$113,880	\$58,457	\$2,487	\$1,439,961
Public Services	\$1,090	\$338	\$1,440	\$1,085	\$63	\$4,016
Adjudication	\$235,689	\$15,473	\$22,656	\$11,844	\$519	\$286,181
Insurance Administration	\$48,594	\$17,637	\$31,392	\$17,059	\$744	\$115,426
Congestion & Environmental	\$7,332	\$1,376	\$10,528	\$8,806	\$534	\$28,576
Property Damage & Loss	\$250	\$250	\$1,984	\$1,666	\$102	\$4,252
Subtotal (Monetary Cost)	\$1,508,201	\$151,464	\$237,072	\$128,821	\$5,841	\$2,031,399
Quality of Life	\$8,212,701	\$783,490	\$1,347,296	\$759,423	\$35,187	\$11,138,097
<b>Total (Comprehensive Cost)</b>	<b>\$9,720,902</b>	<b>\$934,954</b>	<b>\$1,584,368</b>	<b>\$888,244</b>	<b>\$41,028</b>	<b>\$13,169,496</b>

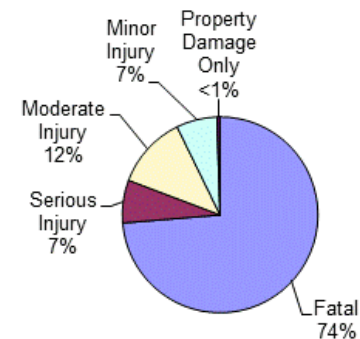
	Fatal	Serious Injury	Moderate Injury	Minor Injury	Property Damage Only	Total
Medical Care	\$0	\$0	\$0	\$0	\$552	\$552
Work Loss	\$0	\$0	\$0	\$0	\$1,215	\$1,215
Public Services	\$0	\$0	\$0	\$0	\$144	\$144
Adjudication	\$0	\$0	\$0	\$0	\$192	\$192
Insurance Administration	\$0	\$0	\$0	\$0	\$1,146	\$1,146
Congestion & Environmental	\$0	\$0	\$0	\$0	\$5,355	\$5,355
Property Damage & Loss	\$0	\$0	\$0	\$0	\$7,401	\$7,401
Subtotal (Monetary Cost)	\$0	\$0	\$0	\$0	\$16,005	\$16,005
Quality of Life	\$0	\$0	\$0	\$0	\$10,842	\$10,842
<b>Total (Comprehensive Cost)</b>	<b>\$0</b>	<b>\$0</b>	<b>\$0</b>	<b>\$0</b>	<b>\$26,847</b>	<b>\$26,847</b>

	Fatal	Serious Injury	Moderate Injury	Minor Injury	Property Damage Only	Total
Medical Care	\$25,971	\$40,528	\$55,192	\$29,904	\$1,944	\$153,539
Work Loss	\$1,189,275	\$75,862	\$113,880	\$58,457	\$3,702	\$1,441,176
Public Services	\$1,090	\$338	\$1,440	\$1,085	\$207	\$4,160
Adjudication	\$235,689	\$15,473	\$22,656	\$11,844	\$711	\$286,373
Insurance Administration	\$48,594	\$17,637	\$31,392	\$17,059	\$1,890	\$116,572
Congestion & Environmental	\$7,332	\$1,376	\$10,528	\$8,806	\$5,889	\$33,931
Property Damage & Loss	\$250	\$250	\$1,984	\$1,666	\$7,503	\$11,653
Subtotal (Monetary Cost)	\$1,508,201	\$151,464	\$237,072	\$128,821	\$21,846	\$2,047,404
Quality of Life	\$8,212,701	\$783,490	\$1,347,296	\$759,423	\$46,029	\$11,148,939
<b>Total (Comprehensive Cost)</b>	<b>\$9,720,902</b>	<b>\$934,954</b>	<b>\$1,584,368</b>	<b>\$888,244</b>	<b>\$67,875</b>	<b>\$13,196,343</b>

Crash Casualties



Crash Costs



# Jackson County Pedestrian Crashes

Injury Severity	Pedestrian Crash Victims	Pedestrian Victim Costs
Fatal	2	\$19,468,702
Serious Injury	2	\$2,127,598
Moderate Injury	10	\$2,466,100
Minor Injury	12	\$1,867,224
Property Damage Only	2	\$31,856
<b>Total</b>	<b>28</b>	<b>\$25,961,480</b>
Average cost of crash casualty		\$927,196

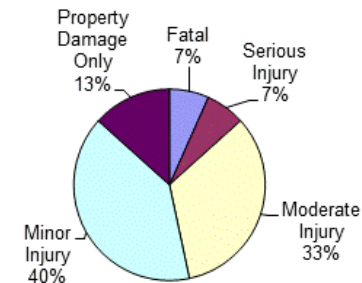
Injury Severity	Non-pedestrian Crash Victims	Non-pedestrian Victim Costs
Fatal	0	\$0
Serious Injury	0	\$0
Moderate Injury	0	\$0
Minor Injury	0	\$0
Property Damage Only	2	\$12,964
<b>Total</b>	<b>2</b>	<b>\$12,964</b>
Average cost of crash casualty		\$6,482

Pedestrian Victim Costs in Pedestrian Crashes in Jackson County (2021 dollars)						
	Fatal	Serious Injury	Moderate Injury	Minor Injury	Property Damage Only	Total
Medical Care	\$45,214	\$96,594	\$91,330	\$65,568	\$1,116	\$299,822
Work Loss	\$2,374,362	\$155,850	\$155,320	\$107,400	\$1,672	\$2,794,604
Public Services	\$2,180	\$676	\$1,800	\$1,860	\$42	\$6,558
Adjudication	\$259,258	\$33,866	\$33,120	\$23,208	\$374	\$349,826
Insurance Administration	\$97,188	\$38,896	\$45,140	\$32,748	\$522	\$214,494
Congestion & Environmental	\$14,664	\$2,752	\$13,160	\$15,096	\$356	\$46,028
Subtotal (Monetary Cost)	\$2,792,866	\$328,634	\$339,870	\$245,880	\$4,082	\$3,711,332
Quality of Life	\$16,675,836	\$1,798,964	\$2,126,230	\$1,621,344	\$27,774	\$22,250,148
<b>Total (Comprehensive Cost)</b>	<b>\$19,468,702</b>	<b>\$2,127,598</b>	<b>\$2,466,100</b>	<b>\$1,867,224</b>	<b>\$31,856</b>	<b>\$25,961,480</b>

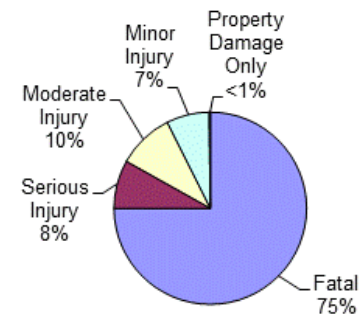
Non-pedestrian Victim in Pedestrian Crashes in Jackson County (2021 dollars)						
	Fatal	Serious Injury	Moderate Injury	Minor Injury	Property Damage Only	Total
Medical Care	\$0	\$0	\$0	\$0	\$368	\$368
Work Loss	\$0	\$0	\$0	\$0	\$810	\$810
Public Services	\$0	\$0	\$0	\$0	\$96	\$96
Adjudication	\$0	\$0	\$0	\$0	\$128	\$128
Insurance Administration	\$0	\$0	\$0	\$0	\$764	\$764
Congestion & Environmental	\$0	\$0	\$0	\$0	\$3,570	\$3,570
Subtotal (Monetary Cost)	\$0	\$0	\$0	\$0	\$5,736	\$5,736
Quality of Life	\$0	\$0	\$0	\$0	\$7,228	\$7,228
<b>Total (Comprehensive Cost)</b>	<b>\$0</b>	<b>\$0</b>	<b>\$0</b>	<b>\$0</b>	<b>\$12,964</b>	<b>\$12,964</b>

Costs of Pedestrian Crashes in Jackson County (2021 dollars)						
	Fatal	Serious Injury	Moderate Injury	Minor Injury	Property Damage Only	Total
Medical Care	\$45,214	\$96,594	\$91,330	\$65,568	\$1,484	\$300,190
Work Loss	\$2,374,362	\$155,850	\$155,320	\$107,400	\$2,482	\$2,795,414
Public Services	\$2,180	\$676	\$1,800	\$1,860	\$138	\$6,654
Adjudication	\$259,258	\$33,866	\$33,120	\$23,208	\$502	\$349,954
Insurance Administration	\$97,188	\$38,896	\$45,140	\$32,748	\$1,286	\$215,258
Congestion & Environmental	\$14,664	\$2,752	\$13,160	\$15,096	\$3,926	\$49,598
Subtotal (Monetary Cost)	\$2,792,866	\$328,634	\$339,870	\$245,880	\$9,818	\$3,717,068
Quality of Life	\$16,675,836	\$1,798,964	\$2,126,230	\$1,621,344	\$35,002	\$22,257,376
<b>Total (Comprehensive Cost)</b>	<b>\$19,468,702</b>	<b>\$2,127,598</b>	<b>\$2,466,100</b>	<b>\$1,867,224</b>	<b>\$44,820</b>	<b>\$25,974,444</b>

Crash Casualties



Crash Costs



# Kalamazoo County Traffic Crashes and Crime

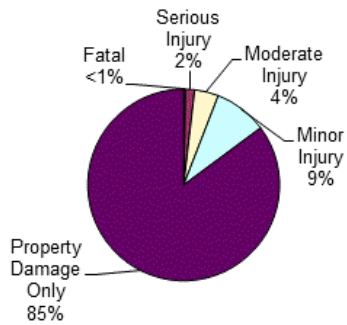
Crash Casualty Severity	Crash Casualties	Crash Costs
Fatal	40	\$415,783,320
Serious Injury	223	\$208,670,912
Moderate Injury	578	\$112,382,274
Minor Injury	1,280	\$128,883,200
Property Damage Only	12,190	\$109,088,310
<b>Total</b>	<b>14,311</b>	<b>\$974,808,016</b>
Average cost of crash casualty		\$68,116

Index Crime Category	Number of Crimes	Crime Costs
Murder	26	\$257,644,114
Rape	225	\$127,238,175
Aggravated Assault	1,301	\$60,558,948
Robbery	175	\$8,134,350
Larceny	6,055	\$25,921,455
Burglary	1,189	\$5,066,329
Motor Vehicle Theft	1,369	\$14,102,069
<b>Total</b>	<b>10,340</b>	<b>\$498,665,440</b>
Average cost of index crime		\$48,227

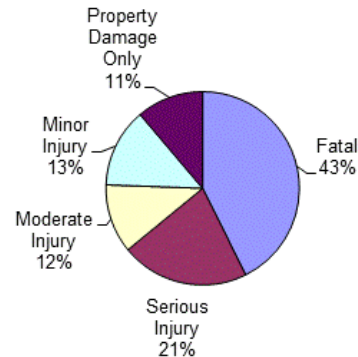
Costs of Crashes in Kalamazoo County (2021 dollars)						
	Fatal	Serious Injury	Moderate Injury	Minor Injury	Property Damage Only	Total
Medical Care	\$678,400	\$8,937,617	\$4,069,698	\$4,615,680	\$2,242,960	\$20,544,355
Work Loss	\$52,282,040	\$15,382,540	\$7,606,480	\$8,305,920	\$4,936,950	\$88,513,930
Public Services	\$43,600	\$74,259	\$97,104	\$153,600	\$585,120	\$953,683
Adjudication & Sanctioning	\$5,185,160	\$3,256,692	\$1,564,068	\$1,722,880	\$780,160	\$12,508,960
Insurance Administration	\$1,371,480	\$2,780,587	\$2,235,126	\$2,914,560	\$4,656,580	\$13,958,333
Congestion & Environmental	\$293,280	\$402,515	\$1,025,372	\$2,273,280	\$21,759,150	\$25,753,597
Property Damage & Loss	\$624,320	\$2,772,336	\$5,376,556	\$8,922,880	\$30,072,730	\$47,768,822
<b>Subtotal (Monetary Cost)</b>	<b>\$60,478,280</b>	<b>\$33,606,546</b>	<b>\$21,974,404</b>	<b>\$28,908,800</b>	<b>\$65,033,650</b>	<b>\$210,001,680</b>
Quality of Life	\$355,305,040	\$175,064,366	\$90,407,870	\$99,974,400	\$44,054,660	\$764,806,336
<b>Total (Comprehensive Cost)</b>	<b>\$415,783,320</b>	<b>\$208,670,912</b>	<b>\$112,382,274</b>	<b>\$128,883,200</b>	<b>\$109,088,310</b>	<b>\$974,808,016</b>

Costs of Index Crimes in Kalamazoo County (2021 dollars)								
	Murder	Rape	Aggravated Assault	Robbery	Larceny	Burglary	Motor Vehicle Theft	Total
Medical Care	\$335,218	\$759,150	\$2,751,615	\$347,025	\$0	\$0	\$0	\$4,193,008
Mental Health	\$315,250	\$1,481,625	\$530,808	\$34,825	\$0	\$0	\$0	\$2,362,508
Work Loss	\$30,166,708	\$1,603,575	\$2,961,076	\$806,050	\$187,705	\$46,371	\$160,173	\$35,931,658
Public Services	\$2,724,410	\$171,225	\$3,173,139	\$138,600	\$3,190,985	\$430,418	\$622,895	\$10,451,672
Adjudication & Sanctioning	\$12,715,196	\$10,178,550	\$7,799,495	\$2,536,975	\$15,712,725	\$916,719	\$2,724,310	\$52,583,970
Property Damage & Loss	\$5,486	\$42,525	\$109,284	\$240,975	\$6,830,040	\$3,672,821	\$10,594,691	\$21,495,822
<b>Subtotal (Monetary Cost)</b>	<b>\$46,262,268</b>	<b>\$14,236,650</b>	<b>\$17,325,417</b>	<b>\$4,104,450</b>	<b>\$25,921,455</b>	<b>\$5,066,329</b>	<b>\$14,102,069</b>	<b>\$127,018,638</b>
Quality of Life	\$211,381,846	\$113,001,525	\$43,233,531	\$4,029,900	\$0	\$0	\$0	\$371,646,802
<b>Total (Comprehensive Costs)</b>	<b>\$257,644,114</b>	<b>\$127,238,175</b>	<b>\$60,558,948</b>	<b>\$8,134,350</b>	<b>\$25,921,455</b>	<b>\$5,066,329</b>	<b>\$14,102,069</b>	<b>\$498,665,440</b>

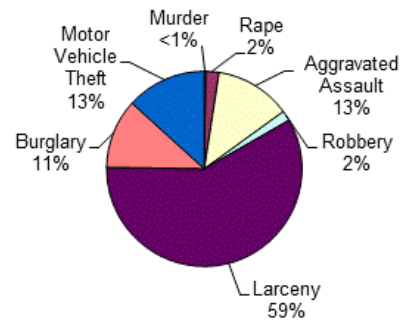
Crash Casualties



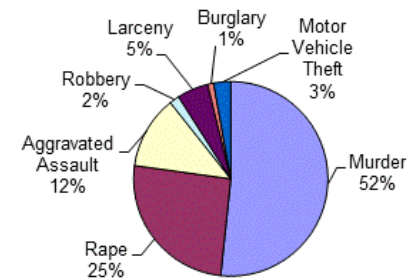
Crash Costs



Index Crimes



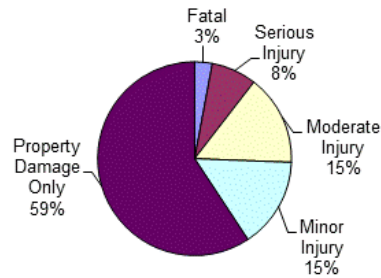
Index Crime Costs



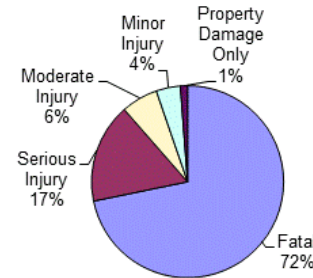
# Kalamazoo County Alcohol-Involved Crashes

Crash Casualty Severity	Crash Casualties	Crash Costs
Fatal	12	\$138,119,400
Serious Injury	31	\$32,298,094
Moderate Injury	62	\$11,867,482
Minor Injury	62	\$7,878,093
Property Damage Only	243	\$2,302,182
<b>Total</b>	<b>410</b>	<b>\$192,465,251</b>
Average cost of crash casualty		\$469,427

Crash Casualties



Crash Costs

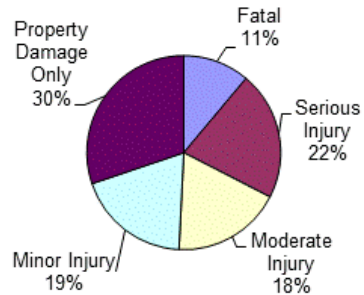


Costs of Alcohol-Involved Crashes in Kalamazoo County (2021 dollars)						
	Fatal	Serious Injury	Moderate Injury	Minor Injury	Property Damage Only	Total
Medical Care	\$203,520	\$1,383,964	\$405,852	\$267,592	\$51,030	\$2,311,958
Work Loss	\$18,777,132	\$2,324,969	\$765,018	\$474,114	\$106,191	\$22,447,424
Public Services	\$13,080	\$10,633	\$10,292	\$7,998	\$11,907	\$53,910
Adjudication & Sanctioning	\$1,555,548	\$514,600	\$170,438	\$105,710	\$19,926	\$2,366,222
Insurance Administration	\$411,444	\$425,351	\$269,452	\$184,884	\$105,705	\$1,396,836
Congestion & Environmental	\$87,984	\$56,017	\$109,926	\$430,839	\$433,755	\$1,118,521
Property Damage & Loss	\$187,296	\$390,600	\$583,172	\$483,228	\$619,650	\$2,263,946
<b>Subtotal (Monetary Cost)</b>	<b>\$21,236,004</b>	<b>\$5,106,134</b>	<b>\$2,314,150</b>	<b>\$1,954,365</b>	<b>\$1,348,164</b>	<b>\$31,958,817</b>
Quality of Life	\$116,883,396	\$27,191,960	\$9,553,332	\$5,923,728	\$954,018	\$160,506,434
<b>Total (Comprehensive Cost)</b>	<b>\$138,119,400</b>	<b>\$32,298,094</b>	<b>\$11,867,482</b>	<b>\$7,878,093</b>	<b>\$2,302,182</b>	<b>\$192,465,251</b>

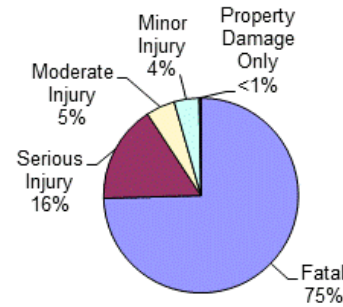
# Kalamazoo County Drug-Involved Crashes

Crash Casualty Severity	Crash Casualties	Crash Costs
Fatal	14	\$161,139,300
Serious Injury	27	\$35,041,194
Moderate Injury	23	\$10,368,101
Minor Injury	24	\$9,005,688
Property Damage Only	38	\$603,326
<b>Total</b>	<b>126</b>	<b>\$216,157,609</b>
Average cost of crash casualty	\$1,715,537	

Crash Casualties



Crash Costs

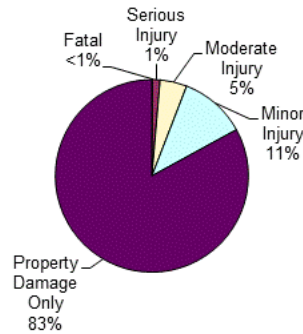


Costs of Drug-Involved Crashes in Kalamazoo County (2021 dollars)						
	Fatal	Serious Injury	Moderate Injury	Minor Injury	Property Damage Only	Total
Medical Care	\$237,440	\$1,465,182	\$378,948	\$327,816	\$15,846	\$2,425,232
Work Loss	\$21,906,654	\$2,496,393	\$724,638	\$615,072	\$32,756	\$25,775,513
Public Services	\$15,260	\$10,476	\$5,175	\$4,656	\$2,014	\$37,581
Adjudication & Sanctioning	\$1,814,806	\$546,183	\$155,204	\$132,936	\$6,688	\$2,655,817
Insurance Administration	\$480,018	\$457,434	\$178,802	\$155,688	\$21,394	\$1,293,336
Congestion & Environmental	\$102,648	\$49,032	\$41,032	\$42,840	\$67,830	\$303,382
Property Damage & Loss	\$218,512	\$367,416	\$244,375	\$220,848	\$103,246	\$1,154,397
<b>Subtotal (Monetary Cost)</b>	<b>\$24,775,338</b>	<b>\$5,392,116</b>	<b>\$1,728,174</b>	<b>\$1,499,856</b>	<b>\$249,774</b>	<b>\$33,645,258</b>
Quality of Life	\$136,363,962	\$29,649,078	\$8,639,927	\$7,505,832	\$353,552	\$182,512,351
<b>Total (Comprehensive Cost)</b>	<b>\$161,139,300</b>	<b>\$35,041,194</b>	<b>\$10,368,101</b>	<b>\$9,005,688</b>	<b>\$603,326</b>	<b>\$216,157,609</b>

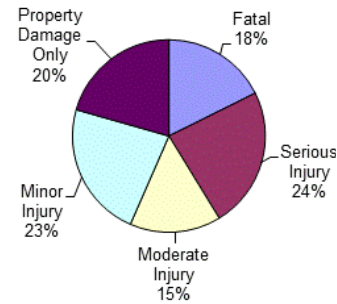
# Kalamazoo County Young Driver Crashes (<21)

Crash Casualty Severity	Crash Casualties	Crash Costs
Fatal	2	\$20,789,166
Serious Injury	37	\$27,795,399
Moderate Injury	129	\$18,005,949
Minor Injury	319	\$26,915,306
Property Damage Only	2,372	\$24,239,468
<b>Total</b>	<b>2,859</b>	<b>\$117,745,288</b>
Average cost of crash casualty		\$41,184

Crash Casualties



Crash Costs

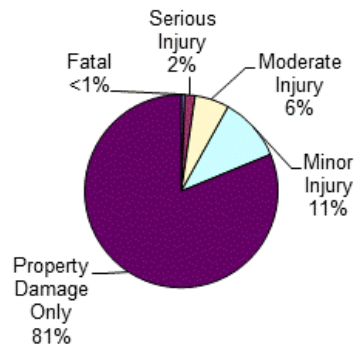


Costs of Young Driver Crashes in Kalamazoo County (2021 dollars)						
	Fatal	Serious Injury	Moderate Injury	Minor Injury	Property Damage Only	Total
Medical Care	\$33,920	\$1,172,752	\$620,232	\$999,427	\$555,048	\$3,381,379
Work Loss	\$2,614,102	\$1,998,259	\$1,191,186	\$1,764,389	\$1,124,328	\$8,692,264
Public Services	\$2,180	\$10,952	\$20,511	\$38,599	\$120,972	\$193,214
Adjudication	\$259,258	\$424,723	\$242,907	\$368,764	\$189,760	\$1,485,412
Insurance Administration	\$68,574	\$381,396	\$410,478	\$667,029	\$1,017,588	\$2,545,065
Congestion & Environmental	\$14,664	\$66,563	\$228,717	\$565,587	\$4,234,020	\$5,109,551
Property Damage & Loss	\$31,216	\$431,827	\$1,170,933	\$2,311,474	\$6,323,752	\$10,269,202
<b>Subtotal (Monetary Cost)</b>	<b>\$3,023,914</b>	<b>\$4,486,472</b>	<b>\$3,884,964</b>	<b>\$6,715,269</b>	<b>\$13,565,468</b>	<b>\$31,676,087</b>
Quality of Life	\$17,765,252	\$23,308,927	\$14,120,985	\$20,200,037	\$10,674,000	\$86,069,201
<b>Total (Comprehensive Cost)</b>	<b>\$20,789,166</b>	<b>\$27,795,399</b>	<b>\$18,005,949</b>	<b>\$26,915,306</b>	<b>\$24,239,468</b>	<b>\$117,745,288</b>

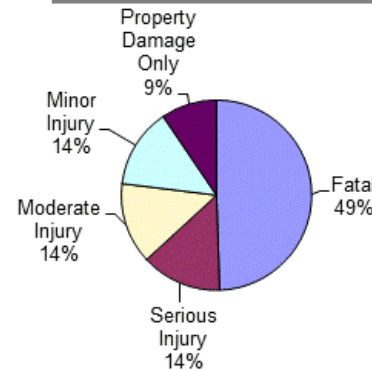
# Kalamazoo County Older Driver Crashes (65+)

Crash Casualty Severity	Crash Casualties	Crash Costs
Fatal	14	\$145,524,162
Serious Injury	41	\$40,229,938
Moderate Injury	138	\$40,478,712
Minor Injury	256	\$39,924,992
Property Damage Only	1,942	\$27,896,830
<b>Total</b>	<b>2,391</b>	<b>\$294,054,634</b>
Average cost of crash casualty	\$122,984	

Crash Casualties



Crash Costs



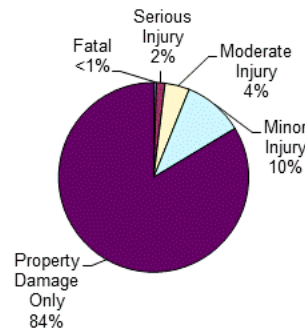
Costs of Older Driver Crashes in Kalamazoo County (2021 dollars)						
	Fatal	Serious Injury	Moderate Injury	Minor Injury	Property Damage Only	Total
Medical Care	\$237,440	\$1,683,870	\$1,462,248	\$1,436,416	\$759,322	\$5,579,296
Work Loss	\$18,298,714	\$2,915,469	\$2,784,288	\$2,677,248	\$1,427,370	\$28,103,089
Public Services	\$15,260	\$13,899	\$26,220	\$35,584	\$104,868	\$195,831
Adjudication	\$1,814,806	\$615,656	\$568,560	\$549,632	\$264,112	\$3,812,766
Insurance Administration	\$480,018	\$544,480	\$718,290	\$794,624	\$998,188	\$3,535,600
Congestion & Environmental	\$102,648	\$74,005	\$245,640	\$454,912	\$3,464,528	\$4,341,733
Property Damage & Loss	\$218,512	\$533,615	\$1,330,734	\$1,956,864	\$5,577,424	\$9,617,149
<b>Subtotal (Monetary Cost)</b>	<b>\$21,167,398</b>	<b>\$6,380,994</b>	<b>\$7,135,980</b>	<b>\$7,905,280</b>	<b>\$12,595,812</b>	<b>\$55,185,464</b>
Quality of Life	\$124,356,764	\$33,848,944	\$33,342,732	\$32,019,712	\$15,301,018	\$238,869,170
<b>Total (Comprehensive Cost)</b>	<b>\$145,524,162</b>	<b>\$40,229,938</b>	<b>\$40,478,712</b>	<b>\$39,924,992</b>	<b>\$27,896,830</b>	<b>\$294,054,634</b>



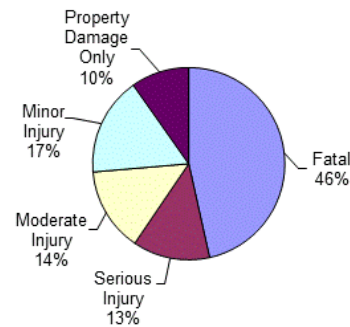
# Kalamazoo County Medium/Large Truck Crashes

Crash Casualty Severity	Crash Casualties	Crash Costs
Fatal	3	\$31,297,401
Serious Injury	10	\$8,731,400
Moderate Injury	28	\$9,512,832
Minor Injury	69	\$11,176,896
Property Damage Only	562	\$6,572,590
<b>Total</b>	<b>672</b>	<b>\$67,291,119</b>
Average cost of crash casualty		\$100,136

Crash Casualties



Crash Costs



**Costs of Medium/Large Truck Crashes in Kalamazoo County (2021 dollars)**

	Fatal	Serious Injury	Moderate Injury	Minor Injury	Property Damage Only	Total
Medical Care	\$97,014	\$404,810	\$483,420	\$546,273	\$204,006	\$1,735,523
Work Loss	\$3,921,153	\$1,253,940	\$1,494,584	\$1,575,408	\$1,637,106	\$9,882,191
Public Services	\$3,288	\$3,210	\$4,900	\$13,248	\$26,414	\$51,060
Adjudication	\$425,610	\$145,110	\$79,352	\$103,638	\$89,358	\$843,068
Insurance Administration	\$102,120	\$113,990	\$102,200	\$153,870	\$307,976	\$780,156
Congestion & Environmental	\$22,749	\$18,670	\$51,380	\$126,753	\$1,038,014	\$1,257,566
Property Damage & Loss	\$77,589	\$107,230	\$229,964	\$431,595	\$1,618,560	\$2,464,938
<b>Subtotal (Monetary Cost)</b>	<b>\$4,649,523</b>	<b>\$2,046,960</b>	<b>\$2,445,800</b>	<b>\$2,950,785</b>	<b>\$4,921,434</b>	<b>\$17,014,502</b>
Quality of Life	\$26,647,878	\$6,684,440	\$7,067,032	\$8,226,111	\$1,651,156	\$50,276,617
<b>Total (Comprehensive Cost)</b>	<b>\$31,297,401</b>	<b>\$8,731,400</b>	<b>\$9,512,832</b>	<b>\$11,176,896</b>	<b>\$6,572,590</b>	<b>\$67,291,119</b>

# Kalamazoo County Motorcycle Crashes

Injury Severity	Motorcyclist Crash Victims	Motorcyclist Victim Costs
Fatal	7	\$75,103,476
Serious Injury	34	\$33,030,014
Moderate Injury	33	\$8,788,032
Minor Injury	16	\$3,737,904
Property Damage Only	25	\$1,256,550
<b>Total</b>	<b>115</b>	<b>\$121,915,976</b>
Average cost of crash casualty		\$1,060,139

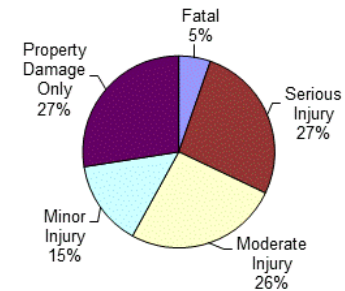
Injury Severity	Non-motorcyclist Crash Victims	Non-motorcyclist Victim Costs
Fatal	0	\$0
Serious Injury	1	\$935,744
Moderate Injury	1	\$194,433
Minor Injury	3	\$302,070
Property Damage Only	11	\$65,307
<b>Total</b>	<b>16</b>	<b>\$1,497,554</b>
Average cost of crash casualty		\$93,597

Motorcyclist Victim Costs in Motorcycle Crashes in Kalamazoo County (2021 dollars)						
	Fatal	Serious Injury	Moderate Injury	Minor Injury	Property Damage Only	Total
Medical Care	\$137,760	\$1,376,388	\$313,137	\$132,960	\$38,850	\$1,999,095
Work Loss	\$10,345,139	\$2,491,486	\$633,006	\$268,816	\$79,525	\$13,817,972
Public Services	\$7,630	\$11,526	\$6,369	\$2,960	\$2,125	\$30,610
Adjudication	\$907,403	\$519,044	\$127,215	\$54,048	\$15,825	\$1,623,535
Insurance Administration	\$227,416	\$438,158	\$161,469	\$70,928	\$34,850	\$932,821
Congestion & Environmental	\$51,324	\$46,512	\$43,824	\$21,248	\$33,275	\$196,183
Property Damage & Loss	\$156,121	\$406,232	\$314,424	\$148,288	\$142,275	\$1,167,340
Subtotal (Monetary Cost)	\$11,832,793	\$5,289,346	\$1,599,444	\$699,248	\$346,725	\$19,767,556
Quality of Life	\$63,270,683	\$27,740,668	\$7,188,588	\$3,038,656	\$909,825	\$102,148,420
<b>Total (Comprehensive Cost)</b>	<b>\$75,103,476</b>	<b>\$33,030,014</b>	<b>\$8,788,032</b>	<b>\$3,737,904</b>	<b>\$1,256,550</b>	<b>\$121,915,976</b>

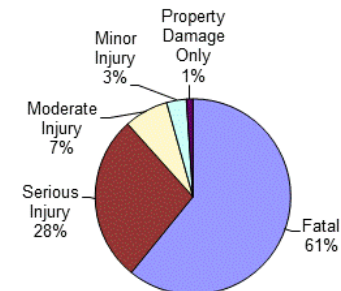
Non-motorcyclist Victim Costs in Motorcycle Crashes in Kalamazoo County (2021 dollars)						
	Fatal	Serious Injury	Moderate Injury	Minor Injury	Property Damage Only	Total
Medical Care	\$0	\$40,079	\$7,041	\$10,818	\$0	\$57,938
Work Loss	\$0	\$68,980	\$13,160	\$19,467	\$1,353	\$102,960
Public Services	\$0	\$333	\$168	\$360	\$275	\$1,136
Adjudication	\$0	\$14,604	\$2,706	\$4,038	\$0	\$21,348
Insurance Administration	\$0	\$12,469	\$3,867	\$6,831	\$4,774	\$27,941
Congestion & Environmental	\$0	\$1,805	\$1,774	\$5,328	\$19,657	\$28,564
Property Damage & Loss	\$0	\$12,432	\$9,302	\$20,913	\$39,248	\$81,895
Subtotal (Monetary Cost)	\$0	\$150,702	\$38,018	\$67,755	\$65,307	\$321,782
Quality of Life	\$0	\$785,042	\$156,415	\$234,315	\$0	\$1,175,772
<b>Total (Comprehensive Cost)</b>	<b>\$0</b>	<b>\$935,744</b>	<b>\$194,433</b>	<b>\$302,070</b>	<b>\$65,307</b>	<b>\$1,497,554</b>

Costs of Motorcycle Crashes in Kalamazoo County (2021 dollars)						
	Fatal	Serious Injury	Moderate Injury	Minor Injury	Property Damage Only	Total
Medical Care	\$137,760	\$1,416,467	\$320,178	\$143,778	\$38,850	\$2,057,033
Work Loss	\$10,345,139	\$2,560,466	\$646,166	\$288,283	\$80,878	\$13,920,932
Public Services	\$7,630	\$11,859	\$6,537	\$3,320	\$2,400	\$31,746
Adjudication	\$907,403	\$533,648	\$129,921	\$58,086	\$15,825	\$1,644,883
Insurance Administration	\$227,416	\$450,627	\$165,336	\$77,759	\$39,624	\$960,762
Congestion & Environmental	\$51,324	\$48,317	\$45,598	\$26,576	\$52,932	\$224,747
Property Damage & Loss	\$156,121	\$418,664	\$323,726	\$169,201	\$181,523	\$1,249,235
Subtotal (Monetary Cost)	\$11,832,793	\$5,440,048	\$1,637,462	\$767,003	\$412,032	\$20,089,338
Quality of Life	\$63,270,683	\$28,525,710	\$7,345,003	\$3,272,971	\$909,825	\$103,324,192
<b>Total (Comprehensive Cost)</b>	<b>\$75,103,476</b>	<b>\$33,965,758</b>	<b>\$8,982,465</b>	<b>\$4,039,974</b>	<b>\$1,321,857</b>	<b>\$123,413,530</b>

Crash Casualties



Crash Costs



# Kalamazoo County Bicycle Crashes

Injury Severity	Bicyclist Crash Victims	Bicyclist Victim Costs
Fatal	3	\$29,162,706
Serious Injury	5	\$4,674,770
Moderate Injury	18	\$3,564,828
Minor Injury	15	\$1,903,380
Property Damage Only	8	\$109,408
<b>Total</b>	<b>49</b>	<b>\$39,415,092</b>
Average cost of crash casualty		\$804,390

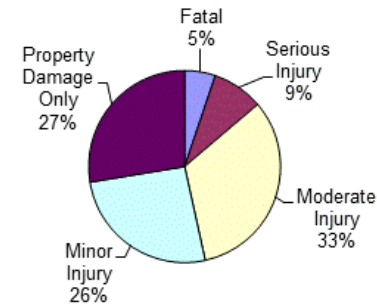
Injury Severity	Non-bicyclist Crash Victims	Non-bicyclist Victim Costs
Fatal	0	\$0
Serious Injury	0	\$0
Moderate Injury	1	\$194,433
Minor Injury	0	\$0
Property Damage Only	8	\$71,592
<b>Total</b>	<b>9</b>	<b>\$266,025</b>
Average cost of crash casualty		\$29,558

	Fatal	Serious Injury	Moderate Injury	Minor Injury	Property Damage Only	Total
Medical Care	\$77,913	\$202,640	\$124,182	\$64,080	\$3,712	\$472,527
Work Loss	\$3,567,825	\$379,310	\$256,230	\$125,265	\$6,632	\$4,335,262
Public Services	\$3,270	\$1,690	\$3,240	\$2,325	\$168	\$10,693
Adjudication	\$707,067	\$77,365	\$50,976	\$25,380	\$1,384	\$862,172
Insurance Administration	\$145,782	\$88,185	\$70,632	\$36,555	\$1,984	\$343,138
Congestion & Environmental	\$21,996	\$6,880	\$23,688	\$18,870	\$1,424	\$72,858
Property Damage & Loss	\$750	\$1,250	\$4,464	\$3,570	\$272	\$10,306
<b>Subtotal (Monetary Cost)</b>	<b>\$4,524,603</b>	<b>\$757,320</b>	<b>\$533,412</b>	<b>\$276,045</b>	<b>\$15,576</b>	<b>\$6,106,956</b>
Quality of Life	\$24,638,103	\$3,917,450	\$3,031,416	\$1,627,335	\$93,832	\$33,308,136
<b>Total (Comprehensive Cost)</b>	<b>\$29,162,706</b>	<b>\$4,674,770</b>	<b>\$3,564,828</b>	<b>\$1,903,380</b>	<b>\$109,408</b>	<b>\$39,415,092</b>

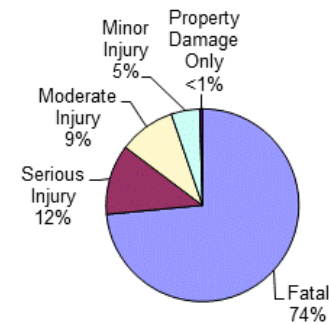
	Fatal	Serious Injury	Moderate Injury	Minor Injury	Property Damage Only	Total
Medical Care	\$0	\$0	\$7,041	\$0	\$1,472	\$8,513
Work Loss	\$0	\$0	\$13,160	\$0	\$3,240	\$16,400
Public Services	\$0	\$0	\$168	\$0	\$384	\$552
Adjudication	\$0	\$0	\$2,706	\$0	\$512	\$3,218
Insurance Administration	\$0	\$0	\$3,867	\$0	\$3,056	\$6,923
Congestion & Environmental	\$0	\$0	\$1,774	\$0	\$14,280	\$16,054
Property Damage & Loss	\$0	\$0	\$9,302	\$0	\$19,736	\$29,038
<b>Subtotal (Monetary Cost)</b>	<b>\$0</b>	<b>\$0</b>	<b>\$38,018</b>	<b>\$0</b>	<b>\$42,680</b>	<b>\$80,698</b>
Quality of Life	\$0	\$0	\$156,415	\$0	\$28,912	\$185,327
<b>Total (Comprehensive Cost)</b>	<b>\$0</b>	<b>\$0</b>	<b>\$194,433</b>	<b>\$0</b>	<b>\$71,592</b>	<b>\$266,025</b>

	Fatal	Serious Injury	Moderate Injury	Minor Injury	Property Damage Only	Total
Medical Care	\$77,913	\$202,640	\$131,223	\$64,080	\$5,184	\$481,040
Work Loss	\$3,567,825	\$379,310	\$269,390	\$125,265	\$9,872	\$4,351,662
Public Services	\$3,270	\$1,690	\$3,408	\$2,325	\$552	\$11,245
Adjudication	\$707,067	\$77,365	\$53,682	\$25,380	\$1,896	\$865,390
Insurance Administration	\$145,782	\$88,185	\$74,499	\$36,555	\$5,040	\$350,061
Congestion & Environmental	\$21,996	\$6,880	\$25,462	\$18,870	\$15,704	\$88,912
Property Damage & Loss	\$750	\$1,250	\$13,766	\$3,570	\$20,008	\$39,344
<b>Subtotal (Monetary Cost)</b>	<b>\$4,524,603</b>	<b>\$757,320</b>	<b>\$571,430</b>	<b>\$276,045</b>	<b>\$58,256</b>	<b>\$6,187,654</b>
Quality of Life	\$24,638,103	\$3,917,450	\$3,187,831	\$1,627,335	\$122,744	\$33,493,463
<b>Total (Comprehensive Cost)</b>	<b>\$29,162,706</b>	<b>\$4,674,770</b>	<b>\$3,759,261</b>	<b>\$1,903,380</b>	<b>\$181,000</b>	<b>\$39,681,117</b>

Crash Casualties



Crash Costs



# Kalamazoo County Pedestrian Crashes

Injury Severity	Pedestrian Crash Victims	Pedestrian Victim Costs
Fatal	3	\$29,203,053
Serious Injury	19	\$20,212,181
Moderate Injury	18	\$4,438,980
Minor Injury	17	\$2,645,234
Property Damage Only	8	\$127,424
<b>Total</b>	<b>65</b>	<b>\$56,626,872</b>
Average cost of crash casualty		\$871,183

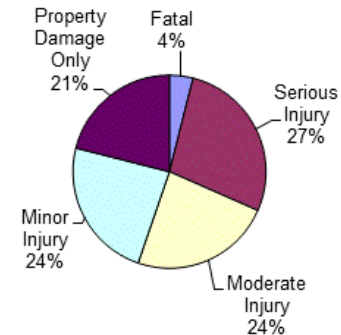
Injury Severity	Non-pedestrian Crash Victims	Non-pedestrian Victim Costs
Fatal	0	\$0
Serious Injury	2	\$1,846,624
Moderate Injury	0	\$0
Minor Injury	1	\$93,719
Property Damage Only	8	\$51,856
<b>Total</b>	<b>11</b>	<b>\$1,992,199</b>
Average cost of crash casualty		\$181,109

Pedestrian Victim Costs in Pedestrian Crashes in Kalamazoo County (2021 dollars)						
	Fatal	Serious Injury	Moderate Injury	Minor Injury	Property Damage Only	Total
Medical Care	\$67,821	\$917,643	\$164,394	\$92,888	\$4,464	\$1,247,210
Work Loss	\$3,561,543	\$1,480,575	\$279,576	\$152,150	\$6,688	\$5,480,532
Public Services	\$3,270	\$6,422	\$3,240	\$2,635	\$168	\$15,735
Adjudication	\$388,887	\$321,727	\$59,616	\$32,878	\$1,496	\$804,604
Insurance Administration	\$145,782	\$369,512	\$81,252	\$46,393	\$2,088	\$645,027
Congestion & Environmental	\$21,996	\$26,144	\$23,688	\$21,386	\$1,424	\$94,638
Subtotal (Monetary Cost)	\$4,189,299	\$3,122,023	\$611,766	\$348,330	\$16,328	\$8,287,746
Quality of Life	\$25,013,754	\$17,090,158	\$3,827,214	\$2,296,904	\$111,096	\$48,339,126
<b>Total (Comprehensive Cost)</b>	<b>\$29,203,053</b>	<b>\$20,212,181</b>	<b>\$4,438,980</b>	<b>\$2,645,234</b>	<b>\$127,424</b>	<b>\$56,626,872</b>

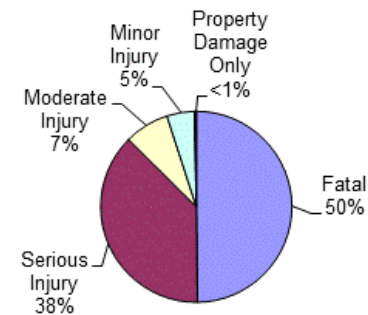
Non-pedestrian Victim in Pedestrian Crashes in Kalamazoo County (2021 dollars)						
	Fatal	Serious Injury	Moderate Injury	Minor Injury	Property Damage Only	Total
Medical Care	\$0	\$80,158	\$0	\$3,606	\$1,472	\$85,236
Work Loss	\$0	\$137,960	\$0	\$6,489	\$3,240	\$147,689
Public Services	\$0	\$666	\$0	\$120	\$384	\$1,170
Adjudication	\$0	\$29,208	\$0	\$1,346	\$512	\$31,066
Insurance Administration	\$0	\$24,938	\$0	\$2,277	\$3,056	\$30,271
Congestion & Environmental	\$0	\$3,610	\$0	\$1,776	\$14,280	\$19,666
Subtotal (Monetary Cost)	\$0	\$276,540	\$0	\$15,614	\$22,944	\$315,098
Quality of Life	\$0	\$1,570,084	\$0	\$78,105	\$28,912	\$1,677,101
<b>Total (Comprehensive Cost)</b>	<b>\$0</b>	<b>\$1,846,624</b>	<b>\$0</b>	<b>\$93,719</b>	<b>\$51,856</b>	<b>\$1,992,199</b>

Costs of Pedestrian Crashes in Kalamazoo County (2021 dollars)						
	Fatal	Serious Injury	Moderate Injury	Minor Injury	Property Damage Only	Total
Medical Care	\$67,821	\$997,801	\$164,394	\$96,494	\$5,936	\$1,332,446
Work Loss	\$3,561,543	\$1,618,535	\$279,576	\$158,639	\$9,928	\$5,628,221
Public Services	\$3,270	\$7,088	\$3,240	\$2,755	\$552	\$16,905
Adjudication	\$388,887	\$350,935	\$59,616	\$34,224	\$2,008	\$835,670
Insurance Administration	\$145,782	\$394,450	\$81,252	\$48,670	\$5,144	\$675,298
Congestion & Environmental	\$21,996	\$29,754	\$23,688	\$23,162	\$15,704	\$114,304
Subtotal (Monetary Cost)	\$4,189,299	\$3,398,563	\$611,766	\$363,944	\$39,272	\$8,602,844
Quality of Life	\$25,013,754	\$18,660,242	\$3,827,214	\$2,375,009	\$140,008	\$50,016,227
<b>Total (Comprehensive Cost)</b>	<b>\$29,203,053</b>	<b>\$22,058,805</b>	<b>\$4,438,980</b>	<b>\$2,738,953</b>	<b>\$179,280</b>	<b>\$58,619,071</b>

Crash Casualties



Crash Costs



# Kalkaska County Traffic Crashes and Crime

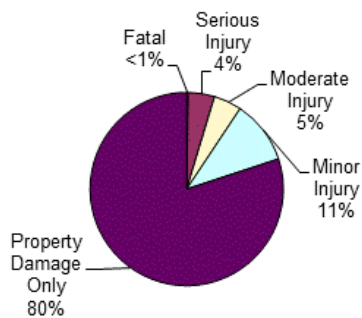
Crash Casualty Severity	Crash Casualties	Crash Costs
Fatal	2	\$20,789,166
Serious Injury	41	\$38,365,504
Moderate Injury	43	\$8,360,619
Minor Injury	98	\$9,867,620
Property Damage Only	738	\$6,604,362
<b>Total</b>	<b>922</b>	<b>\$83,987,271</b>
Average cost of crash casualty		\$91,092

Index Crime Category	Number of Crimes	Crime Costs
Murder	0	\$0
Rape	10	\$5,655,030
Aggravated Assault	29	\$1,349,892
Robbery	1	\$46,482
Larceny	103	\$440,943
Burglary	17	\$72,437
Motor Vehicle Theft	12	\$123,612
<b>Total</b>	<b>172</b>	<b>\$7,688,396</b>
Average cost of index crime		\$44,700

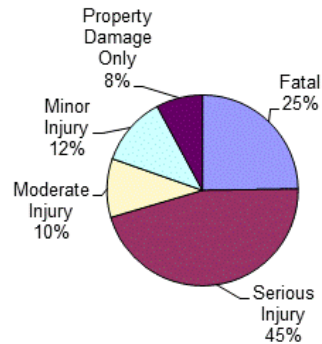
Costs of Crashes in Kalkaska County (2021 dollars)						
	Fatal	Serious Injury	Moderate Injury	Minor Injury	Property Damage Only	Total
Medical Care	\$33,920	\$1,643,239	\$302,763	\$353,388	\$135,792	\$2,469,102
Work Loss	\$2,614,102	\$2,828,180	\$565,880	\$635,922	\$298,890	\$6,942,974
Public Services	\$2,180	\$13,653	\$7,224	\$11,760	\$35,424	\$70,241
Adjudication & Sanctioning	\$259,258	\$598,764	\$116,358	\$131,908	\$47,232	\$1,153,520
Insurance Administration	\$68,574	\$511,229	\$166,281	\$223,146	\$281,916	\$1,251,146
Congestion & Environmental	\$14,664	\$74,005	\$76,282	\$174,048	\$1,317,330	\$1,656,329
Property Damage & Loss	\$31,216	\$509,712	\$399,986	\$683,158	\$1,820,646	\$3,444,718
<b>Subtotal (Monetary Cost)</b>	<b>\$3,023,914</b>	<b>\$6,178,782</b>	<b>\$1,634,774</b>	<b>\$2,213,330</b>	<b>\$3,937,230</b>	<b>\$16,988,030</b>
Quality of Life	\$17,765,252	\$32,186,722	\$6,725,845	\$7,654,290	\$2,667,132	\$66,999,241
<b>Total (Comprehensive Cost)</b>	<b>\$20,789,166</b>	<b>\$38,365,504</b>	<b>\$8,360,619</b>	<b>\$9,867,620</b>	<b>\$6,604,362</b>	<b>\$83,987,271</b>

Costs of Index Crimes in Kalkaska County (2021 dollars)								
	Murder	Rape	Aggravated Assault	Robbery	Larceny	Burglary	Motor Vehicle Theft	Total
Medical Care	\$0	\$33,740	\$61,335	\$1,983	\$0	\$0	\$0	\$97,058
Mental Health	\$0	\$65,850	\$11,832	\$199	\$0	\$0	\$0	\$77,881
Work Loss	\$0	\$71,270	\$66,004	\$4,606	\$3,193	\$663	\$1,404	\$147,140
Public Services	\$0	\$7,610	\$70,731	\$792	\$54,281	\$6,154	\$5,460	\$145,028
Adjudication & Sanctioning	\$0	\$452,380	\$173,855	\$14,497	\$267,285	\$13,107	\$23,880	\$945,004
Property Damage & Loss	\$0	\$1,890	\$2,436	\$1,377	\$116,184	\$52,513	\$92,868	\$267,268
<b>Subtotal (Monetary Cost)</b>	<b>\$0</b>	<b>\$632,740</b>	<b>\$386,193</b>	<b>\$23,454</b>	<b>\$440,943</b>	<b>\$72,437</b>	<b>\$123,612</b>	<b>\$1,679,379</b>
Quality of Life	\$0	\$5,022,290	\$963,699	\$23,028	\$0	\$0	\$0	\$6,009,017
<b>Total (Comprehensive Costs)</b>	<b>\$0</b>	<b>\$5,655,030</b>	<b>\$1,349,892</b>	<b>\$46,482</b>	<b>\$440,943</b>	<b>\$72,437</b>	<b>\$123,612</b>	<b>\$7,688,396</b>

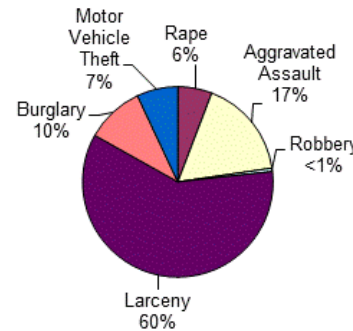
Crash Casualties



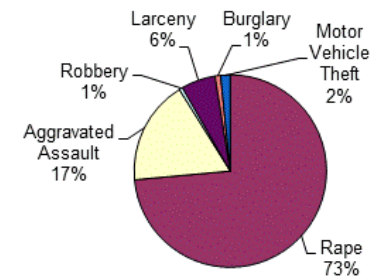
Crash Costs



Index Crimes



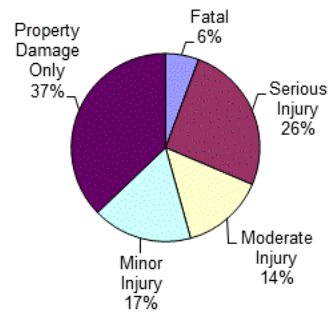
Index Crime Costs



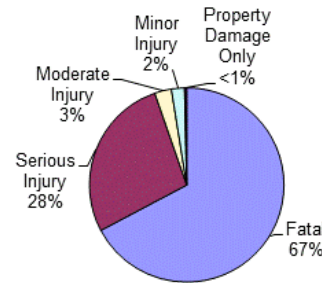
# Kalkaska County Alcohol-Involved Crashes

Crash Casualty Severity	Crash Casualties	Crash Costs
Fatal	2	\$23,019,900
Serious Injury	9	\$9,376,866
Moderate Injury	5	\$958,828
Minor Injury	6	\$743,751
Property Damage Only	13	\$123,162
<b>Total</b>	<b>35</b>	<b>\$34,222,507</b>
Average cost of crash casualty		\$977,786

Crash Casualties



Crash Costs

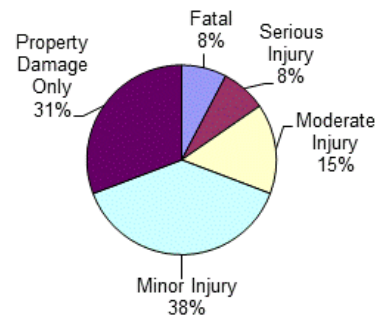


Costs of Alcohol-Involved Crashes in Kalkaska County (2021 dollars)						
	Fatal	Serious Injury	Moderate Injury	Minor Injury	Property Damage Only	Total
Medical Care	\$33,920	\$401,796	\$32,730	\$25,896	\$2,730	\$497,072
Work Loss	\$3,129,522	\$674,991	\$61,695	\$45,882	\$5,681	\$3,917,771
Public Services	\$2,180	\$3,087	\$830	\$774	\$637	\$7,508
Adjudication & Sanctioning	\$259,258	\$149,400	\$13,745	\$10,230	\$1,066	\$433,699
Insurance Administration	\$68,574	\$123,489	\$21,730	\$17,892	\$5,655	\$237,340
Congestion & Environmental	\$14,664	\$16,263	\$10,638	\$23,049	\$23,205	\$87,819
Property Damage & Loss	\$31,216	\$113,400	\$47,030	\$46,764	\$33,150	\$271,560
<b>Subtotal (Monetary Cost)</b>	<b>\$3,539,334</b>	<b>\$1,482,426</b>	<b>\$188,398</b>	<b>\$170,487</b>	<b>\$72,124</b>	<b>\$5,452,769</b>
Quality of Life	\$19,480,566	\$7,894,440	\$770,430	\$573,264	\$51,038	\$28,769,738
<b>Total (Comprehensive Cost)</b>	<b>\$23,019,900</b>	<b>\$9,376,866</b>	<b>\$958,828</b>	<b>\$743,751</b>	<b>\$123,162</b>	<b>\$34,222,507</b>

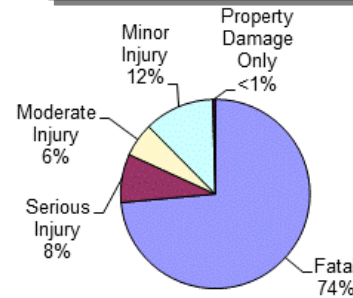
# Kalkaska County Drug-Involved Crashes

Crash Casualty Severity	Crash Casualties	Crash Costs
Fatal	1	\$11,509,950
Serious Injury	1	\$1,297,822
Moderate Injury	2	\$901,574
Minor Injury	5	\$1,876,185
Property Damage Only	4	\$63,508
<b>Total</b>	<b>13</b>	<b>\$15,649,039</b>
Average cost of crash casualty	\$1,203,772	

Crash Casualties



Crash Costs

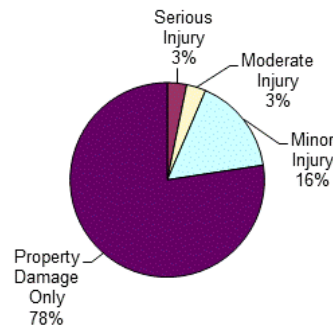


Costs of Drug-Involved Crashes in Kalkaska County (2021 dollars)						
	Fatal	Serious Injury	Moderate Injury	Minor Injury	Property Damage Only	Total
Medical Care	\$16,960	\$54,266	\$32,952	\$68,295	\$1,668	\$174,141
Work Loss	\$1,564,761	\$92,459	\$63,012	\$128,140	\$3,448	\$1,851,820
Public Services	\$1,090	\$388	\$450	\$970	\$212	\$3,110
Adjudication & Sanctioning	\$129,629	\$20,229	\$13,496	\$27,695	\$704	\$191,753
Insurance Administration	\$34,287	\$16,942	\$15,548	\$32,435	\$2,252	\$101,464
Congestion & Environmental	\$7,332	\$1,816	\$3,568	\$8,925	\$7,140	\$28,781
Property Damage & Loss	\$15,608	\$13,608	\$21,250	\$46,010	\$10,868	\$107,344
<b>Subtotal (Monetary Cost)</b>	<b>\$1,769,667</b>	<b>\$199,708</b>	<b>\$150,276</b>	<b>\$312,470</b>	<b>\$26,292</b>	<b>\$2,458,413</b>
Quality of Life	\$9,740,283	\$1,098,114	\$751,298	\$1,563,715	\$37,216	\$13,190,626
<b>Total (Comprehensive Cost)</b>	<b>\$11,509,950</b>	<b>\$1,297,822</b>	<b>\$901,574</b>	<b>\$1,876,185</b>	<b>\$63,508</b>	<b>\$15,649,039</b>

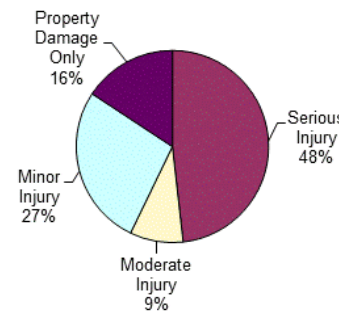
# Kalkaska County Young Driver Crashes (<21)

Crash Casualty Severity	Crash Casualties	Crash Costs
Fatal	0	\$0
Serious Injury	4	\$3,004,908
Moderate Injury	4	\$558,324
Minor Injury	20	\$1,687,480
Property Damage Only	96	\$981,024
<b>Total</b>	<b>124</b>	<b>\$6,231,736</b>
Average cost of crash casualty		\$50,256

Crash Casualties



Crash Costs



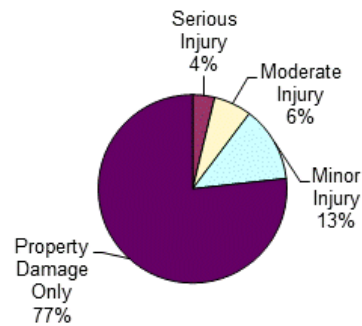
Costs of Young Driver Crashes in Kalkaska County (2021 dollars)						
	Fatal	Serious Injury	Moderate Injury	Minor Injury	Property Damage Only	Total
Medical Care	\$0	\$126,784	\$19,232	\$62,660	\$22,464	\$231,140
Work Loss	\$0	\$216,028	\$36,936	\$110,620	\$45,504	\$409,088
Public Services	\$0	\$1,184	\$636	\$2,420	\$4,896	\$9,136
Adjudication	\$0	\$45,916	\$7,532	\$23,120	\$7,680	\$84,248
Insurance Administration	\$0	\$41,232	\$12,728	\$41,820	\$41,184	\$136,964
Congestion & Environmental	\$0	\$7,196	\$7,092	\$35,460	\$171,360	\$221,108
Property Damage & Loss	\$0	\$46,684	\$36,308	\$144,920	\$255,936	\$483,848
<b>Subtotal (Monetary Cost)</b>	<b>\$0</b>	<b>\$485,024</b>	<b>\$120,464</b>	<b>\$421,020</b>	<b>\$549,024</b>	<b>\$1,575,532</b>
Quality of Life	\$0	\$2,519,884	\$437,860	\$1,266,460	\$432,000	\$4,656,204
<b>Total (Comprehensive Cost)</b>	<b>\$0</b>	<b>\$3,004,908</b>	<b>\$558,324</b>	<b>\$1,687,480</b>	<b>\$981,024</b>	<b>\$6,231,736</b>



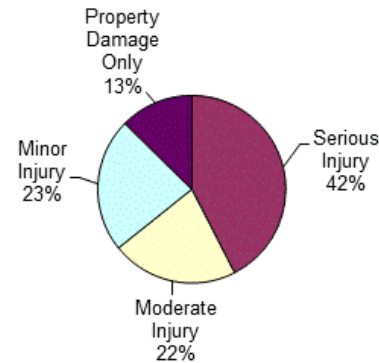
# Kalkaska County Older Driver Crashes (65+)

Crash Casualty Severity	Crash Casualties	Crash Costs
Fatal	0	\$0
Serious Injury	7	\$6,868,526
Moderate Injury	12	\$3,519,888
Minor Injury	24	\$3,742,968
Property Damage Only	142	\$2,039,830
<b>Total</b>	<b>185</b>	<b>\$16,171,212</b>
Average cost of crash casualty	\$87,412	

Crash Casualties



Crash Costs

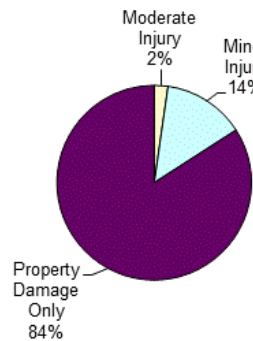


Costs of Older Driver Crashes in Kalkaska County (2021 dollars)						
	Fatal	Serious Injury	Moderate Injury	Minor Injury	Property Damage Only	Total
Medical Care	\$0	\$287,490	\$127,152	\$134,664	\$55,522	\$604,828
Work Loss	\$0	\$497,763	\$242,112	\$250,992	\$104,370	\$1,095,237
Public Services	\$0	\$2,373	\$2,280	\$3,336	\$7,668	\$15,657
Adjudication	\$0	\$105,112	\$49,440	\$51,528	\$19,312	\$225,392
Insurance Administration	\$0	\$92,960	\$62,460	\$74,496	\$72,988	\$302,904
Congestion & Environmental	\$0	\$12,635	\$21,360	\$42,648	\$253,328	\$329,971
Property Damage & Loss	\$0	\$91,105	\$115,716	\$183,456	\$407,824	\$798,101
<b>Subtotal (Monetary Cost)</b>	<b>\$0</b>	<b>\$1,089,438</b>	<b>\$620,520</b>	<b>\$741,120</b>	<b>\$921,012</b>	<b>\$3,372,090</b>
Quality of Life	\$0	\$5,779,088	\$2,899,368	\$3,001,848	\$1,118,818	\$12,799,122
<b>Total (Comprehensive Cost)</b>	<b>\$0</b>	<b>\$6,868,526</b>	<b>\$3,519,888</b>	<b>\$3,742,968</b>	<b>\$2,039,830</b>	<b>\$16,171,212</b>

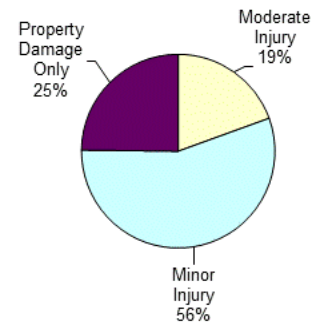
# Kalkaska County Medium/Large Truck Crashes

Crash Casualty Severity	Crash Casualties	Crash Costs
Fatal	0	\$0
Serious Injury	0	\$0
Moderate Injury	1	\$339,744
Minor Injury	6	\$971,904
Property Damage Only	37	\$432,715
<b>Total</b>	<b>44</b>	<b>\$1,744,363</b>
Average cost of crash casualty		\$39,645

Crash Casualties



Crash Costs



Costs of Medium/Large Truck Crashes in Kalkaska County (2021 dollars)						
	Fatal	Serious Injury	Moderate Injury	Minor Injury	Property Damage Only	Total
Medical Care	\$0	\$0	\$17,265	\$47,502	\$13,431	\$78,198
Work Loss	\$0	\$0	\$53,378	\$136,992	\$107,781	\$298,151
Public Services	\$0	\$0	\$175	\$1,152	\$1,739	\$3,066
Adjudication	\$0	\$0	\$2,834	\$9,012	\$5,883	\$17,729
Insurance Administration	\$0	\$0	\$3,650	\$13,380	\$20,276	\$37,306
Congestion & Environmental	\$0	\$0	\$1,835	\$11,022	\$68,339	\$81,196
Property Damage & Loss	\$0	\$0	\$8,213	\$37,530	\$106,560	\$152,303
<b>Subtotal (Monetary Cost)</b>	<b>\$0</b>	<b>\$0</b>	<b>\$87,350</b>	<b>\$256,590</b>	<b>\$324,009</b>	<b>\$667,949</b>
Quality of Life	\$0	\$0	\$252,394	\$715,314	\$108,706	\$1,076,414
<b>Total (Comprehensive Cost)</b>	<b>\$0</b>	<b>\$0</b>	<b>\$339,744</b>	<b>\$971,904</b>	<b>\$432,715</b>	<b>\$1,744,363</b>

# Kalkaska County Motorcycle Crashes

Injury Severity	Motorcyclist Crash Victims	Motorcyclist Victim Costs
Fatal	0	\$0
Serious Injury	3	\$2,914,413
Moderate Injury	2	\$532,608
Minor Injury	0	\$0
Property Damage Only	1	\$50,262
<b>Total</b>	<b>6</b>	<b>\$3,497,283</b>
Average cost of crash casualty		\$582,881

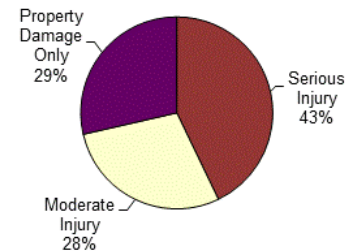
Injury Severity	Non-motorcyclist Crash Victims	Non-motorcyclist Victim Costs
Fatal	0	\$0
Serious Injury	0	\$0
Moderate Injury	0	\$0
Minor Injury	0	\$0
Property Damage Only	1	\$5,937
<b>Total</b>	<b>1</b>	<b>\$5,937</b>
Average cost of crash casualty		\$5,937

Motorcyclist Victim Costs in Motorcycle Crashes in Kalkaska County (2021 dollars)						
	Fatal	Serious Injury	Moderate Injury	Minor Injury	Property Damage Only	Total
Medical Care	\$0	\$121,446	\$18,978	\$0	\$1,554	\$141,978
Work Loss	\$0	\$219,837	\$38,364	\$0	\$3,181	\$261,382
Public Services	\$0	\$1,017	\$386	\$0	\$85	\$1,488
Adjudication	\$0	\$45,798	\$7,710	\$0	\$633	\$54,141
Insurance Administration	\$0	\$38,661	\$9,786	\$0	\$1,394	\$49,841
Congestion & Environmental	\$0	\$4,104	\$2,656	\$0	\$1,331	\$8,091
Property Damage & Loss	\$0	\$35,844	\$19,056	\$0	\$5,691	\$60,591
Subtotal (Monetary Cost)	\$0	\$466,707	\$96,936	\$0	\$13,869	\$577,512
Quality of Life	\$0	\$2,447,706	\$435,672	\$0	\$36,393	\$2,919,771
<b>Total (Comprehensive Cost)</b>	<b>\$0</b>	<b>\$2,914,413</b>	<b>\$532,608</b>	<b>\$0</b>	<b>\$50,262</b>	<b>\$3,497,283</b>

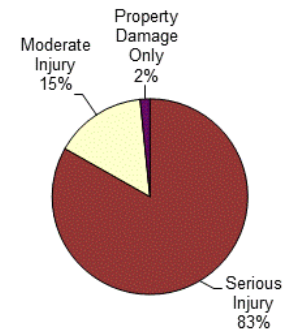
Non-motorcyclist Victim Costs in Motorcycle Crashes in Kalkaska County (2021 dollars)						
	Fatal	Serious Injury	Moderate Injury	Minor Injury	Property Damage Only	Total
Medical Care	\$0	\$0	\$0	\$0	\$0	\$0
Work Loss	\$0	\$0	\$0	\$0	\$123	\$123
Public Services	\$0	\$0	\$0	\$0	\$25	\$25
Adjudication	\$0	\$0	\$0	\$0	\$0	\$0
Insurance Administration	\$0	\$0	\$0	\$0	\$434	\$434
Congestion & Environmental	\$0	\$0	\$0	\$0	\$1,787	\$1,787
Property Damage & Loss	\$0	\$0	\$0	\$0	\$3,568	\$3,568
Subtotal (Monetary Cost)	\$0	\$0	\$0	\$0	\$5,937	\$5,937
Quality of Life	\$0	\$0	\$0	\$0	\$0	\$0
<b>Total (Comprehensive Cost)</b>	<b>\$0</b>	<b>\$0</b>	<b>\$0</b>	<b>\$0</b>	<b>\$5,937</b>	<b>\$5,937</b>

Costs of Motorcycle Crashes in Kalkaska County (2021 dollars)						
	Fatal	Serious Injury	Moderate Injury	Minor Injury	Property Damage Only	Total
Medical Care	\$0	\$121,446	\$18,978	\$0	\$1,554	\$141,978
Work Loss	\$0	\$219,837	\$38,364	\$0	\$3,304	\$261,505
Public Services	\$0	\$1,017	\$386	\$0	\$110	\$1,513
Adjudication	\$0	\$45,798	\$7,710	\$0	\$633	\$54,141
Insurance Administration	\$0	\$38,661	\$9,786	\$0	\$1,828	\$50,275
Congestion & Environmental	\$0	\$4,104	\$2,656	\$0	\$3,118	\$9,878
Property Damage & Loss	\$0	\$35,844	\$19,056	\$0	\$9,259	\$64,159
Subtotal (Monetary Cost)	\$0	\$466,707	\$96,936	\$0	\$19,806	\$583,449
Quality of Life	\$0	\$2,447,706	\$435,672	\$0	\$36,393	\$2,919,771
<b>Total (Comprehensive Cost)</b>	<b>\$0</b>	<b>\$2,914,413</b>	<b>\$532,608</b>	<b>\$0</b>	<b>\$56,199</b>	<b>\$3,503,220</b>

Crash Casualties



Crash Costs



# Kalkaska County Bicycle Crashes

Injury Severity	Bicyclist Crash Victims	Bicyclist Victim Costs
Fatal	0	\$0
Serious Injury	0	\$0
Moderate Injury	0	\$0
Minor Injury	1	\$126,892
Property Damage Only	2	\$27,352
<b>Total</b>	<b>3</b>	<b>\$154,244</b>
Average cost of crash casualty	\$51,415	

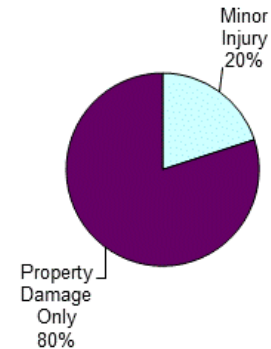
Injury Severity	Non-bicyclist Crash Victims	Non-bicyclist Victim Costs
Fatal	0	\$0
Serious Injury	0	\$0
Moderate Injury	0	\$0
Minor Injury	0	\$0
Property Damage Only	2	\$17,898
<b>Total</b>	<b>2</b>	<b>\$17,898</b>
Average cost of crash casualty	\$8,949	

Bicyclist Victim Costs in Bicycle Crashes in Kalkaska County (2021 dollars)						
	Fatal	Serious Injury	Moderate Injury	Minor Injury	Property Damage Only	Total
Medical Care	\$0	\$0	\$0	\$4,272	\$928	\$5,200
Work Loss	\$0	\$0	\$0	\$8,351	\$1,658	\$10,009
Public Services	\$0	\$0	\$0	\$155	\$42	\$197
Adjudication	\$0	\$0	\$0	\$1,692	\$346	\$2,038
Insurance Administration	\$0	\$0	\$0	\$2,437	\$496	\$2,933
Congestion & Environmental	\$0	\$0	\$0	\$1,258	\$356	\$1,614
Property Damage & Loss	\$0	\$0	\$0	\$238	\$68	\$306
Subtotal (Monetary Cost)	\$0	\$0	\$0	\$18,403	\$3,894	\$22,297
Quality of Life	\$0	\$0	\$0	\$108,489	\$23,458	\$131,947
<b>Total (Comprehensive Cost)</b>	<b>\$0</b>	<b>\$0</b>	<b>\$0</b>	<b>\$126,892</b>	<b>\$27,352</b>	<b>\$154,244</b>

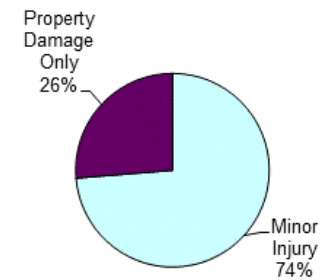
Non-bicyclist Victim Costs in Bicycle Crashes in Kalkaska County (2021 dollars)						
	Fatal	Serious Injury	Moderate Injury	Minor Injury	Property Damage Only	Total
Medical Care	\$0	\$0	\$0	\$0	\$368	\$368
Work Loss	\$0	\$0	\$0	\$0	\$810	\$810
Public Services	\$0	\$0	\$0	\$0	\$96	\$96
Adjudication	\$0	\$0	\$0	\$0	\$128	\$128
Insurance Administration	\$0	\$0	\$0	\$0	\$764	\$764
Congestion & Environmental	\$0	\$0	\$0	\$0	\$3,570	\$3,570
Property Damage & Loss	\$0	\$0	\$0	\$0	\$4,934	\$4,934
Subtotal (Monetary Cost)	\$0	\$0	\$0	\$0	\$10,670	\$10,670
Quality of Life	\$0	\$0	\$0	\$0	\$7,228	\$7,228
<b>Total (Comprehensive Cost)</b>	<b>\$0</b>	<b>\$0</b>	<b>\$0</b>	<b>\$0</b>	<b>\$17,898</b>	<b>\$17,898</b>

Costs of Bicycle Crashes in Kalkaska County (2021 dollars)						
	Fatal	Serious Injury	Moderate Injury	Minor Injury	Property Damage Only	Total
Medical Care	\$0	\$0	\$0	\$4,272	\$1,296	\$5,568
Work Loss	\$0	\$0	\$0	\$8,351	\$2,468	\$10,819
Public Services	\$0	\$0	\$0	\$155	\$138	\$293
Adjudication	\$0	\$0	\$0	\$1,692	\$474	\$2,166
Insurance Administration	\$0	\$0	\$0	\$2,437	\$1,260	\$3,697
Congestion & Environmental	\$0	\$0	\$0	\$1,258	\$3,926	\$5,184
Property Damage & Loss	\$0	\$0	\$0	\$238	\$5,002	\$5,240
Subtotal (Monetary Cost)	\$0	\$0	\$0	\$18,403	\$14,564	\$32,967
Quality of Life	\$0	\$0	\$0	\$108,489	\$30,686	\$139,175
<b>Total (Comprehensive Cost)</b>	<b>\$0</b>	<b>\$0</b>	<b>\$0</b>	<b>\$126,892</b>	<b>\$45,250</b>	<b>\$172,142</b>

Crash Casualties



Crash Costs



# Kalkaska County Pedestrian Crashes

Injury Severity	Pedestrian Crash Victims	Pedestrian Victim Costs
Fatal	0	\$0
Serious Injury	1	\$1,063,799
Moderate Injury	0	\$0
Minor Injury	2	\$311,204
Property Damage Only	0	\$0
<b>Total</b>	<b>3</b>	<b>\$1,375,003</b>
Average cost of crash casualty	\$458,334	

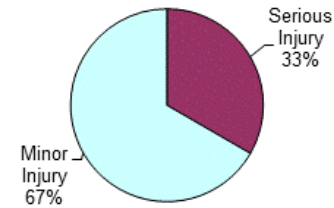
Injury Severity	Non-pedestrian Crash Victims	Non-pedestrian Victim Costs
Fatal	0	\$0
Serious Injury	0	\$0
Moderate Injury	0	\$0
Minor Injury	0	\$0
Property Damage Only	0	\$0
<b>Total</b>	<b>0</b>	<b>\$0</b>
Average cost of crash casualty	\$0	

Pedestrian Victim Costs in Pedestrian Crashes in Kalkaska County (2021 dollars)						
	Fatal	Serious Injury	Moderate Injury	Minor Injury	Property Damage Only	Total
Medical Care	\$0	\$48,297	\$0	\$10,928	\$0	\$59,225
Work Loss	\$0	\$77,925	\$0	\$17,900	\$0	\$95,825
Public Services	\$0	\$338	\$0	\$310	\$0	\$648
Adjudication	\$0	\$16,933	\$0	\$3,868	\$0	\$20,801
Insurance Administration	\$0	\$19,448	\$0	\$5,458	\$0	\$24,906
Congestion & Environmental	\$0	\$1,376	\$0	\$2,516	\$0	\$3,892
Subtotal (Monetary Cost)	\$0	\$164,317	\$0	\$40,980	\$0	\$205,297
Quality of Life	\$0	\$899,482	\$0	\$270,224	\$0	\$1,169,706
<b>Total (Comprehensive Cost)</b>	<b>\$0</b>	<b>\$1,063,799</b>	<b>\$0</b>	<b>\$311,204</b>	<b>\$0</b>	<b>\$1,375,003</b>

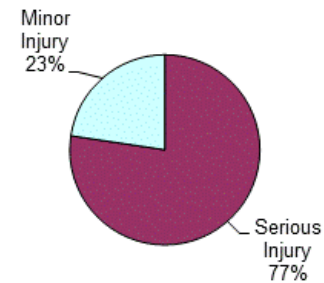
Non-pedestrian Victim in Pedestrian Crashes in Kalkaska County (2021 dollars)						
	Fatal	Serious Injury	Moderate Injury	Minor Injury	Property Damage Only	Total
Medical Care	\$0	\$0	\$0	\$0	\$0	\$0
Work Loss	\$0	\$0	\$0	\$0	\$0	\$0
Public Services	\$0	\$0	\$0	\$0	\$0	\$0
Adjudication	\$0	\$0	\$0	\$0	\$0	\$0
Insurance Administration	\$0	\$0	\$0	\$0	\$0	\$0
Congestion & Environmental	\$0	\$0	\$0	\$0	\$0	\$0
Subtotal (Monetary Cost)	\$0	\$0	\$0	\$0	\$0	\$0
Quality of Life	\$0	\$0	\$0	\$0	\$0	\$0
<b>Total (Comprehensive Cost)</b>	<b>\$0</b>	<b>\$0</b>	<b>\$0</b>	<b>\$0</b>	<b>\$0</b>	<b>\$0</b>

Costs of Pedestrian Crashes in Kalkaska County (2021 dollars)						
	Fatal	Serious Injury	Moderate Injury	Minor Injury	Property Damage Only	Total
Medical Care	\$0	\$48,297	\$0	\$10,928	\$0	\$59,225
Work Loss	\$0	\$77,925	\$0	\$17,900	\$0	\$95,825
Public Services	\$0	\$338	\$0	\$310	\$0	\$648
Adjudication	\$0	\$16,933	\$0	\$3,868	\$0	\$20,801
Insurance Administration	\$0	\$19,448	\$0	\$5,458	\$0	\$24,906
Congestion & Environmental	\$0	\$1,376	\$0	\$2,516	\$0	\$3,892
Subtotal (Monetary Cost)	\$0	\$164,317	\$0	\$40,980	\$0	\$205,297
Quality of Life	\$0	\$899,482	\$0	\$270,224	\$0	\$1,169,706
<b>Total (Comprehensive Cost)</b>	<b>\$0</b>	<b>\$1,063,799</b>	<b>\$0</b>	<b>\$311,204</b>	<b>\$0</b>	<b>\$1,375,003</b>

Crash Casualties



Crash Costs



# Kent County Traffic Crashes and Crime

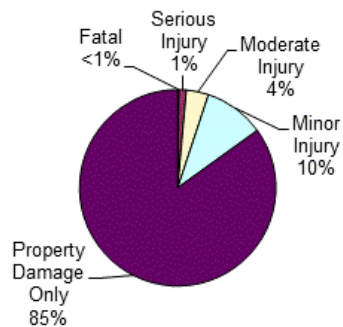
Crash Casualty Severity	Crash Casualties	Crash Costs
Fatal	67	\$696,437,061
Serious Injury	451	\$422,020,544
Moderate Injury	1,352	\$262,873,416
Minor Injury	3,673	\$369,834,370
Property Damage Only	31,292	\$280,032,108
<b>Total</b>	<b>36,835</b>	<b>\$2,031,197,499</b>
Average cost of crash casualty		\$55,143

Index Crime Category	Number of Crimes	Crime Costs
Murder	24	\$237,825,336
Rape	432	\$244,297,296
Aggravated Assault	1,935	\$90,070,380
Robbery	438	\$20,359,116
Larceny	8,533	\$36,529,773
Burglary	1,301	\$5,543,561
Motor Vehicle Theft	1,906	\$19,633,706
<b>Total</b>	<b>14,569</b>	<b>\$654,259,168</b>
Average cost of index crime		\$44,908

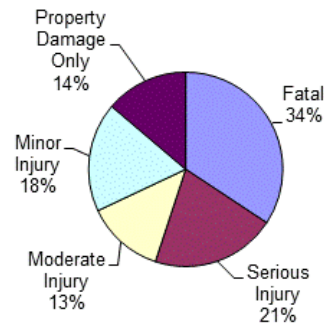
Costs of Crashes in Kent County (2021 dollars)						
	Fatal	Serious Injury	Moderate Injury	Minor Injury	Property Damage Only	Total
Medical Care	\$1,136,320	\$18,075,629	\$9,519,432	\$13,244,838	\$5,757,728	\$47,733,947
Work Loss	\$87,572,417	\$31,109,980	\$17,792,320	\$23,834,097	\$12,673,260	\$172,982,074
Public Services	\$73,030	\$150,183	\$227,136	\$440,760	\$1,502,016	\$2,393,125
Adjudication & Sanctioning	\$8,685,143	\$6,586,404	\$3,658,512	\$4,943,858	\$2,002,688	\$25,876,605
Insurance Administration	\$2,297,229	\$5,623,519	\$5,228,184	\$8,363,421	\$11,953,544	\$33,465,897
Congestion & Environmental	\$491,244	\$814,055	\$2,398,448	\$6,523,248	\$55,856,220	\$66,083,215
Property Damage & Loss	\$1,045,736	\$5,606,832	\$12,576,304	\$25,604,483	\$77,197,364	\$122,030,719
<b>Subtotal (Monetary Cost)</b>	<b>\$101,301,119</b>	<b>\$67,966,602</b>	<b>\$51,400,336</b>	<b>\$82,954,705</b>	<b>\$166,942,820</b>	<b>\$470,565,582</b>
Quality of Life	\$595,135,942	\$354,053,942	\$211,473,080	\$286,879,665	\$113,089,288	\$1,560,631,917
<b>Total (Comprehensive Cost)</b>	<b>\$696,437,061</b>	<b>\$422,020,544</b>	<b>\$262,873,416</b>	<b>\$369,834,370</b>	<b>\$280,032,108</b>	<b>\$2,031,197,499</b>

Costs of Index Crimes in Kent County (2021 dollars)								
	Murder	Rape	Aggravated Assault	Robbery	Larceny	Burglary	Motor Vehicle Theft	Total
Medical Care	\$309,432	\$1,457,568	\$4,092,525	\$868,554	\$0	\$0	\$0	\$6,728,079
Mental Health	\$291,000	\$2,844,720	\$789,480	\$87,162	\$0	\$0	\$0	\$4,012,362
Work Loss	\$27,846,192	\$3,078,864	\$4,404,060	\$2,017,428	\$264,523	\$50,739	\$223,002	\$37,884,808
Public Services	\$2,514,840	\$328,752	\$4,719,465	\$346,896	\$4,496,891	\$470,962	\$867,230	\$13,745,036
Adjudication & Sanctioning	\$11,737,104	\$19,542,816	\$11,600,325	\$6,349,686	\$22,143,135	\$1,003,071	\$3,792,940	\$76,169,077
Property Damage & Loss	\$5,064	\$81,648	\$162,540	\$603,126	\$9,625,224	\$4,018,789	\$14,750,534	\$29,246,925
<b>Subtotal (Monetary Cost)</b>	<b>\$42,703,632</b>	<b>\$27,334,368</b>	<b>\$25,768,395</b>	<b>\$10,272,852</b>	<b>\$36,529,773</b>	<b>\$5,543,561</b>	<b>\$19,633,706</b>	<b>\$167,786,287</b>
Quality of Life	\$195,121,704	\$216,962,928	\$64,301,985	\$10,086,264	\$0	\$0	\$0	\$486,472,881
<b>Total (Comprehensive Costs)</b>	<b>\$237,825,336</b>	<b>\$244,297,296</b>	<b>\$90,070,380</b>	<b>\$20,359,116</b>	<b>\$36,529,773</b>	<b>\$5,543,561</b>	<b>\$19,633,706</b>	<b>\$654,259,168</b>

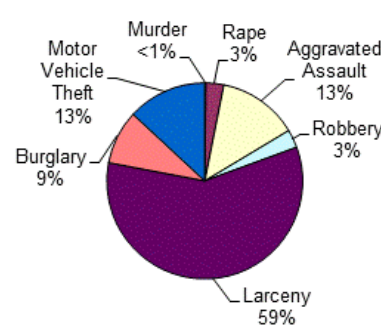
Crash Casualties



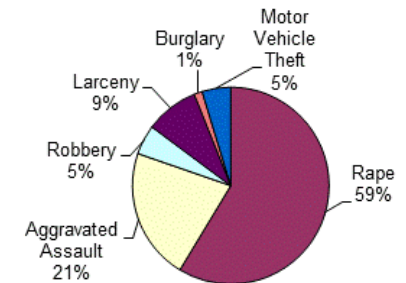
Crash Costs



Index Crimes



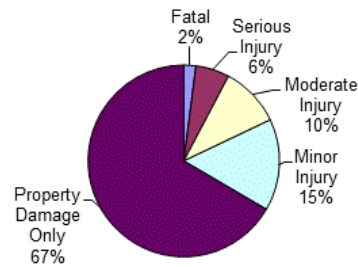
Index Crime Costs



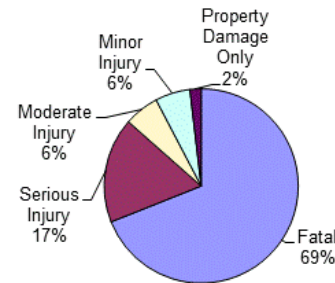
# Kent County Alcohol-Involved Crashes

Crash Casualty Severity	Crash Casualties	Crash Costs
Fatal	26	\$299,258,700
Serious Injury	73	\$76,056,802
Moderate Injury	131	\$25,193,632
Minor Injury	198	\$25,295,535
Property Damage Only	853	\$8,081,322
<b>Total</b>	<b>1,281</b>	<b>\$433,885,991</b>
Average cost of crash casualty		\$338,709

Crash Casualties



Crash Costs

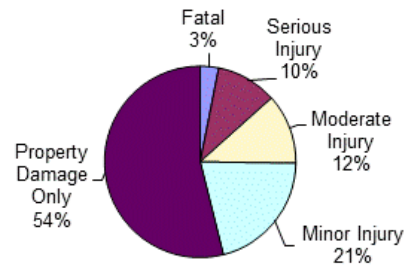


Costs of Alcohol-Involved Crashes in Kent County (2021 dollars)						
	Fatal	Serious Injury	Moderate Injury	Minor Injury	Property Damage Only	Total
Medical Care	\$440,960	\$3,259,012	\$857,526	\$854,568	\$179,130	\$5,591,196
Work Loss	\$40,683,786	\$5,474,927	\$1,616,409	\$1,514,106	\$372,761	\$49,661,989
Public Services	\$28,340	\$25,039	\$21,746	\$25,542	\$41,797	\$142,464
Adjudication & Sanctioning	\$3,370,354	\$1,211,800	\$360,119	\$337,590	\$69,946	\$5,349,809
Insurance Administration	\$891,462	\$1,001,633	\$569,326	\$590,436	\$371,055	\$3,423,912
Congestion & Environmental	\$190,632	\$131,911	\$351,054	\$1,512,369	\$1,522,605	\$3,708,571
Property Damage & Loss	\$405,808	\$919,800	\$1,232,186	\$1,543,212	\$2,175,150	\$6,276,156
<b>Subtotal (Monetary Cost)</b>	<b>\$46,011,342</b>	<b>\$12,024,122</b>	<b>\$5,008,366</b>	<b>\$6,377,823</b>	<b>\$4,732,444</b>	<b>\$74,154,097</b>
Quality of Life	\$253,247,358	\$64,032,680	\$20,185,266	\$18,917,712	\$3,348,878	\$359,731,894
<b>Total (Comprehensive Cost)</b>	<b>\$299,258,700</b>	<b>\$76,056,802</b>	<b>\$25,193,632</b>	<b>\$25,295,535</b>	<b>\$8,081,322</b>	<b>\$433,885,991</b>

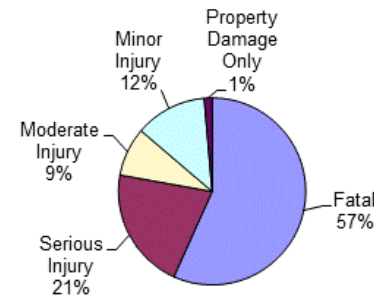
# Kent County Drug-Involved Crashes

Crash Casualty Severity	Crash Casualties	Crash Costs
Fatal	10	\$115,099,500
Serious Injury	33	\$42,828,126
Moderate Injury	38	\$17,129,906
Minor Injury	67	\$25,140,879
Property Damage Only	173	\$2,746,721
<b>Total</b>	<b>321</b>	<b>\$202,945,132</b>
Average cost of crash casualty	\$632,228	

Crash Casualties



Crash Costs



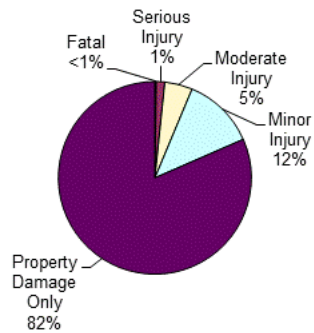
Costs of Drug-Involved Crashes in Kent County (2021 dollars)						
	Fatal	Serious Injury	Moderate Injury	Minor Injury	Property Damage Only	Total
Medical Care	\$169,600	\$1,790,778	\$626,088	\$915,153	\$72,141	\$3,573,760
Work Loss	\$15,647,610	\$3,051,147	\$1,197,228	\$1,717,076	\$149,126	\$21,762,187
Public Services	\$10,900	\$12,804	\$8,550	\$12,998	\$9,169	\$54,421
Adjudication & Sanctioning	\$1,296,290	\$667,557	\$256,424	\$371,113	\$30,448	\$2,621,832
Insurance Administration	\$342,870	\$559,086	\$295,412	\$434,629	\$97,399	\$1,729,396
Congestion & Environmental	\$73,320	\$59,928	\$67,792	\$119,595	\$308,805	\$629,440
Property Damage & Loss	\$156,080	\$449,064	\$403,750	\$616,534	\$470,041	\$2,095,469
<b>Subtotal (Monetary Cost)</b>	<b>\$17,696,670</b>	<b>\$6,590,364</b>	<b>\$2,855,244</b>	<b>\$4,187,098</b>	<b>\$1,137,129</b>	<b>\$32,466,505</b>
Quality of Life	\$97,402,830	\$36,237,762	\$14,274,662	\$20,953,781	\$1,609,592	\$170,478,627
<b>Total (Comprehensive Cost)</b>	<b>\$115,099,500</b>	<b>\$42,828,126</b>	<b>\$17,129,906</b>	<b>\$25,140,879</b>	<b>\$2,746,721</b>	<b>\$202,945,132</b>



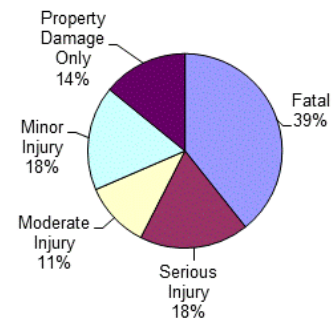
# Kent County Young Driver Crashes (<21)

Crash Casualty Severity	Crash Casualties	Crash Costs
Fatal	17	\$176,707,911
Serious Injury	109	\$81,883,743
Moderate Injury	354	\$49,411,674
Minor Injury	926	\$78,130,324
Property Damage Only	6,215	\$63,511,085
<b>Total</b>	<b>7,621</b>	<b>\$449,644,737</b>
Average cost of crash casualty		\$59,001

Crash Casualties



Crash Costs

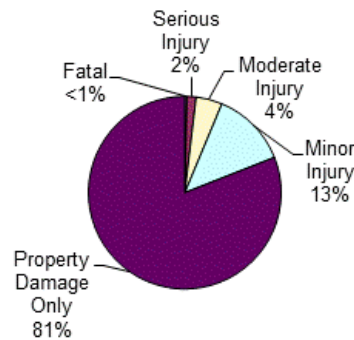


Costs of Young Driver Crashes in Kent County (2021 dollars)						
	Fatal	Serious Injury	Moderate Injury	Minor Injury	Property Damage Only	Total
Medical Care	\$288,320	\$3,454,864	\$1,702,032	\$2,901,158	\$1,454,310	\$9,800,684
Work Loss	\$22,219,867	\$5,886,763	\$3,268,836	\$5,121,706	\$2,945,910	\$39,443,082
Public Services	\$18,530	\$32,264	\$56,286	\$112,046	\$316,965	\$536,091
Adjudication	\$2,203,693	\$1,251,211	\$666,582	\$1,070,456	\$497,200	\$5,689,142
Insurance Administration	\$582,879	\$1,123,572	\$1,126,428	\$1,936,266	\$2,666,235	\$7,435,380
Congestion & Environmental	\$124,644	\$196,091	\$627,642	\$1,641,798	\$11,093,775	\$13,683,950
Property Damage & Loss	\$265,336	\$1,272,139	\$3,213,258	\$6,709,796	\$16,569,190	\$28,029,719
<b>Subtotal (Monetary Cost)</b>	<b>\$25,703,269</b>	<b>\$13,216,904</b>	<b>\$10,661,064</b>	<b>\$19,493,226</b>	<b>\$35,543,585</b>	<b>\$104,618,048</b>
Quality of Life	\$151,004,642	\$68,666,839	\$38,750,610	\$58,637,098	\$27,967,500	\$345,026,689
<b>Total (Comprehensive Cost)</b>	<b>\$176,707,911</b>	<b>\$81,883,743</b>	<b>\$49,411,674</b>	<b>\$78,130,324</b>	<b>\$63,511,085</b>	<b>\$449,644,737</b>

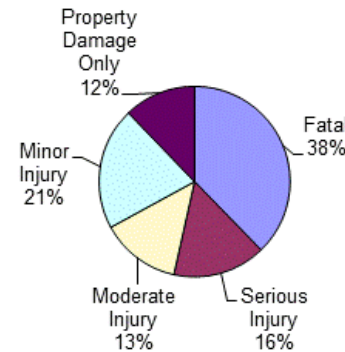
# Kent County Older Driver Crashes (65+)

Crash Casualty Severity	Crash Casualties	Crash Costs
Fatal	19	\$197,497,077
Serious Injury	84	\$82,422,312
Moderate Injury	242	\$70,984,408
Minor Injury	697	\$108,702,029
Property Damage Only	4,435	\$63,708,775
<b>Total</b>	<b>5,477</b>	<b>\$523,314,601</b>
Average cost of crash casualty	\$95,548	

Crash Casualties



Crash Costs

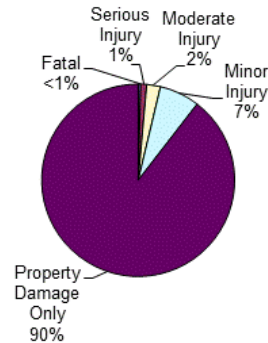


Costs of Older Driver Crashes in Kent County (2021 dollars)						
	Fatal	Serious Injury	Moderate Injury	Minor Injury	Property Damage Only	Total
Medical Care	\$322,240	\$3,449,880	\$2,564,232	\$3,910,867	\$1,734,085	\$11,981,304
Work Loss	\$24,833,969	\$5,973,156	\$4,882,592	\$7,289,226	\$3,259,725	\$46,238,668
Public Services	\$20,710	\$28,476	\$45,980	\$96,883	\$239,490	\$431,539
Adjudication	\$2,462,951	\$1,261,344	\$997,040	\$1,496,459	\$603,160	\$6,820,954
Insurance Administration	\$651,453	\$1,115,520	\$1,259,610	\$2,163,488	\$2,279,590	\$7,469,661
Congestion & Environmental	\$139,308	\$151,620	\$430,760	\$1,238,569	\$7,912,040	\$9,872,297
Property Damage & Loss	\$296,552	\$1,093,260	\$2,333,606	\$5,327,868	\$12,737,320	\$21,788,606
<b>Subtotal (Monetary Cost)</b>	<b>\$28,727,183</b>	<b>\$13,073,256</b>	<b>\$12,513,820</b>	<b>\$21,523,360</b>	<b>\$28,765,410</b>	<b>\$104,603,029</b>
Quality of Life	\$168,769,894	\$69,349,056	\$58,470,588	\$87,178,669	\$34,943,365	\$418,711,572
<b>Total (Comprehensive Cost)</b>	<b>\$197,497,077</b>	<b>\$82,422,312</b>	<b>\$70,984,408</b>	<b>\$108,702,029</b>	<b>\$63,708,775</b>	<b>\$523,314,601</b>

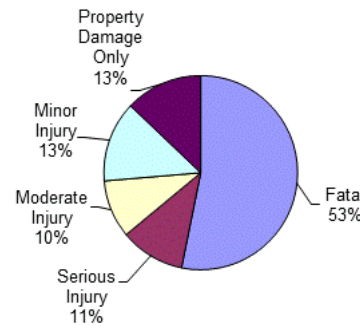
# Kent County Medium/Large Truck Crashes

Crash Casualty Severity	Crash Casualties	Crash Costs
Fatal	7	\$73,027,269
Serious Injury	17	\$14,843,380
Moderate Injury	39	\$13,250,016
Minor Injury	114	\$18,466,176
Property Damage Only	1,515	\$17,717,925
<b>Total</b>	<b>1,692</b>	<b>\$137,304,766</b>
Average cost of crash casualty		\$81,149

Crash Casualties



Crash Costs



Costs of Medium/Large Truck Crashes in Kent County (2021 dollars)						
	Fatal	Serious Injury	Moderate Injury	Minor Injury	Property Damage Only	Total
Medical Care	\$226,366	\$688,177	\$673,335	\$902,538	\$549,945	\$3,040,361
Work Loss	\$9,149,357	\$2,131,698	\$2,081,742	\$2,602,848	\$4,413,195	\$20,378,840
Public Services	\$7,672	\$5,457	\$6,825	\$21,888	\$71,205	\$113,047
Adjudication	\$993,090	\$246,687	\$110,526	\$171,228	\$240,885	\$1,762,416
Insurance Administration	\$238,280	\$193,783	\$142,350	\$254,220	\$830,220	\$1,658,853
Congestion & Environmental	\$53,081	\$31,739	\$71,565	\$209,418	\$2,798,205	\$3,164,008
Property Damage & Loss	\$181,041	\$182,291	\$320,307	\$713,070	\$4,363,200	\$5,759,909
<b>Subtotal (Monetary Cost)</b>	<b>\$10,848,887</b>	<b>\$3,479,832</b>	<b>\$3,406,650</b>	<b>\$4,875,210</b>	<b>\$13,266,855</b>	<b>\$35,877,434</b>
Quality of Life	\$62,178,382	\$11,363,548	\$9,843,366	\$13,590,966	\$4,451,070	\$101,427,332
<b>Total (Comprehensive Cost)</b>	<b>\$73,027,269</b>	<b>\$14,843,380</b>	<b>\$13,250,016</b>	<b>\$18,466,176</b>	<b>\$17,717,925</b>	<b>\$137,304,766</b>

# Kent County Motorcycle Crashes

Injury Severity	Motorcyclist Crash Victims	Motorcyclist Victim Costs
Fatal	8	\$85,832,544
Serious Injury	42	\$40,801,782
Moderate Injury	79	\$21,038,016
Minor Injury	34	\$7,943,046
Property Damage Only	60	\$3,015,720
<b>Total</b>	<b>223</b>	<b>\$158,631,108</b>
Average cost of crash casualty	\$711,350	

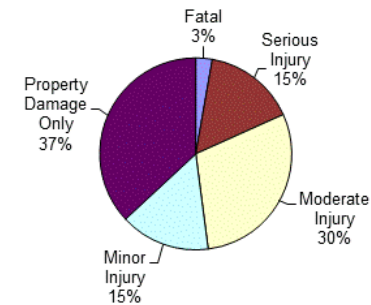
Injury Severity	Non-motorcyclist Crash Victims	Non-motorcyclist Victim Costs
Fatal	0	\$0
Serious Injury	3	\$2,807,232
Moderate Injury	7	\$1,361,031
Minor Injury	10	\$1,006,900
Property Damage Only	47	\$279,039
<b>Total</b>	<b>67</b>	<b>\$5,454,202</b>
Average cost of crash casualty	\$81,406	

Motorcyclist Victim Costs in Motorcycle Crashes in Kent County (2021 dollars)						
	Fatal	Serious Injury	Moderate Injury	Minor Injury	Property Damage Only	Total
Medical Care	\$157,440	\$1,700,244	\$749,631	\$282,540	\$93,240	\$2,983,095
Work Loss	\$11,823,016	\$3,077,718	\$1,515,378	\$571,234	\$190,860	\$17,178,206
Public Services	\$8,720	\$14,238	\$15,247	\$6,290	\$5,100	\$49,595
Adjudication	\$1,037,032	\$641,172	\$304,545	\$114,852	\$37,980	\$2,135,581
Insurance Administration	\$259,904	\$541,254	\$386,547	\$150,722	\$83,640	\$1,422,067
Congestion & Environmental	\$58,656	\$57,456	\$104,912	\$45,152	\$79,860	\$346,036
Property Damage & Loss	\$178,424	\$501,816	\$752,712	\$315,112	\$341,460	\$2,089,524
<b>Subtotal (Monetary Cost)</b>	<b>\$13,523,192</b>	<b>\$6,533,898</b>	<b>\$3,828,972</b>	<b>\$1,485,902</b>	<b>\$832,140</b>	<b>\$26,204,104</b>
Quality of Life	\$72,309,352	\$34,267,884	\$17,209,044	\$6,457,144	\$2,183,580	\$132,427,004
<b>Total (Comprehensive Cost)</b>	<b>\$85,832,544</b>	<b>\$40,801,782</b>	<b>\$21,038,016</b>	<b>\$7,943,046</b>	<b>\$3,015,720</b>	<b>\$158,631,108</b>

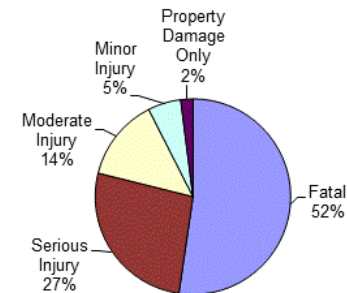
Non-motorcyclist Victim Costs in Motorcycle Crashes in Kent County (2021 dollars)						
	Fatal	Serious Injury	Moderate Injury	Minor Injury	Property Damage Only	Total
Medical Care	\$0	\$120,237	\$49,287	\$36,060	\$0	\$205,584
Work Loss	\$0	\$206,940	\$92,120	\$64,890	\$5,781	\$369,731
Public Services	\$0	\$999	\$1,176	\$1,200	\$1,175	\$4,550
Adjudication	\$0	\$43,812	\$18,942	\$13,460	\$0	\$76,214
Insurance Administration	\$0	\$37,407	\$27,069	\$22,770	\$20,398	\$107,644
Congestion & Environmental	\$0	\$5,415	\$12,418	\$17,760	\$83,989	\$119,582
Property Damage & Loss	\$0	\$37,296	\$65,114	\$69,710	\$167,696	\$339,816
<b>Subtotal (Monetary Cost)</b>	<b>\$0</b>	<b>\$452,106</b>	<b>\$266,126</b>	<b>\$225,850</b>	<b>\$279,039</b>	<b>\$1,223,121</b>
Quality of Life	\$0	\$2,355,126	\$1,094,905	\$781,050	\$0	\$4,231,081
<b>Total (Comprehensive Cost)</b>	<b>\$0</b>	<b>\$2,807,232</b>	<b>\$1,361,031</b>	<b>\$1,006,900</b>	<b>\$279,039</b>	<b>\$5,454,202</b>

Costs of Motorcycle Crashes in Kent County (2021 dollars)						
	Fatal	Serious Injury	Moderate Injury	Minor Injury	Property Damage Only	Total
Medical Care	\$157,440	\$1,820,481	\$798,918	\$318,600	\$93,240	\$3,188,679
Work Loss	\$11,823,016	\$3,284,658	\$1,607,498	\$636,124	\$196,641	\$17,547,937
Public Services	\$8,720	\$15,237	\$16,423	\$7,490	\$6,275	\$54,145
Adjudication	\$1,037,032	\$684,984	\$323,487	\$128,312	\$37,980	\$2,211,795
Insurance Administration	\$259,904	\$578,661	\$413,616	\$173,492	\$104,038	\$1,529,711
Congestion & Environmental	\$58,656	\$62,871	\$117,330	\$62,912	\$163,849	\$465,618
Property Damage & Loss	\$178,424	\$539,112	\$817,826	\$384,822	\$509,156	\$2,429,340
<b>Subtotal (Monetary Cost)</b>	<b>\$13,523,192</b>	<b>\$6,986,004</b>	<b>\$4,095,098</b>	<b>\$1,711,752</b>	<b>\$1,111,179</b>	<b>\$27,427,225</b>
Quality of Life	\$72,309,352	\$36,623,010	\$18,303,949	\$7,238,194	\$2,183,580	\$136,658,085
<b>Total (Comprehensive Cost)</b>	<b>\$85,832,544</b>	<b>\$43,609,014</b>	<b>\$22,399,047</b>	<b>\$8,949,946</b>	<b>\$3,294,759</b>	<b>\$164,085,310</b>

Crash Casualties



Crash Costs



# Kent County Bicycle Crashes

Injury Severity	Bicyclist Crash Victims	Bicyclist Victim Costs
Fatal	1	\$9,720,902
Serious Injury	15	\$14,024,310
Moderate Injury	40	\$7,921,840
Minor Injury	47	\$5,963,924
Property Damage Only	22	\$300,872
<b>Total</b>	<b>125</b>	<b>\$37,931,848</b>
Average cost of crash casualty	\$303,455	

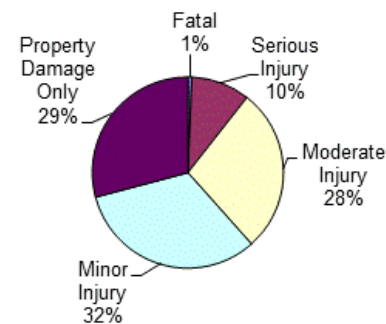
Injury Severity	Non-bicyclist Crash Victims	Non-bicyclist Victim Costs
Fatal	0	\$0
Serious Injury	0	\$0
Moderate Injury	2	\$388,866
Minor Injury	2	\$201,380
Property Damage Only	22	\$196,878
<b>Total</b>	<b>26</b>	<b>\$787,124</b>
Average cost of crash casualty	\$30,274	

Bicyclist Victim Costs in Bicycle Crashes in Kent County (2021 dollars)						
	Fatal	Serious Injury	Moderate Injury	Minor Injury	Property Damage Only	Total
Medical Care	\$25,971	\$607,920	\$275,960	\$200,784	\$10,208	\$1,120,843
Work Loss	\$1,189,275	\$1,137,930	\$569,400	\$392,497	\$18,238	\$3,307,340
Public Services	\$1,090	\$5,070	\$7,200	\$7,285	\$462	\$21,107
Adjudication	\$235,689	\$232,095	\$113,280	\$79,524	\$3,806	\$664,394
Insurance Administration	\$48,594	\$264,555	\$156,960	\$114,539	\$5,456	\$590,104
Congestion & Environmental	\$7,332	\$20,640	\$52,640	\$59,126	\$3,916	\$143,654
Property Damage & Loss	\$250	\$3,750	\$9,920	\$11,186	\$748	\$25,854
Subtotal (Monetary Cost)	\$1,508,201	\$2,271,960	\$1,185,360	\$864,941	\$42,834	\$5,873,296
Quality of Life	\$8,212,701	\$11,752,350	\$6,736,480	\$5,098,983	\$258,038	\$32,058,552
<b>Total (Comprehensive Cost)</b>	<b>\$9,720,902</b>	<b>\$14,024,310</b>	<b>\$7,921,840</b>	<b>\$5,963,924</b>	<b>\$300,872</b>	<b>\$37,931,848</b>

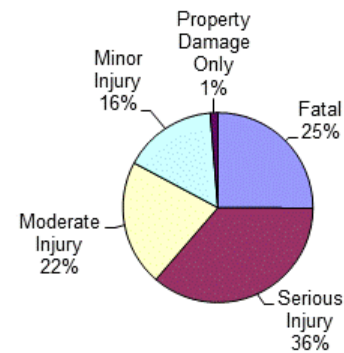
Non-bicyclist Victim Costs in Bicycle Crashes in Kent County (2021 dollars)						
	Fatal	Serious Injury	Moderate Injury	Minor Injury	Property Damage Only	Total
Medical Care	\$0	\$0	\$14,082	\$7,212	\$4,048	\$25,342
Work Loss	\$0	\$0	\$26,320	\$12,978	\$8,910	\$48,208
Public Services	\$0	\$0	\$336	\$240	\$1,056	\$1,632
Adjudication	\$0	\$0	\$5,412	\$2,692	\$1,408	\$9,512
Insurance Administration	\$0	\$0	\$7,734	\$4,554	\$8,404	\$20,692
Congestion & Environmental	\$0	\$0	\$3,548	\$3,552	\$39,270	\$46,370
Property Damage & Loss	\$0	\$0	\$18,604	\$13,942	\$54,274	\$86,820
Subtotal (Monetary Cost)	\$0	\$0	\$76,036	\$45,170	\$117,370	\$238,576
Quality of Life	\$0	\$0	\$312,830	\$156,210	\$79,508	\$548,548
<b>Total (Comprehensive Cost)</b>	<b>\$0</b>	<b>\$0</b>	<b>\$388,866</b>	<b>\$201,380</b>	<b>\$196,878</b>	<b>\$787,124</b>

Costs of Bicycle Crashes in Kent County (2021 dollars)						
	Fatal	Serious Injury	Moderate Injury	Minor Injury	Property Damage Only	Total
Medical Care	\$25,971	\$607,920	\$290,042	\$207,996	\$14,256	\$1,146,185
Work Loss	\$1,189,275	\$1,137,930	\$595,720	\$405,475	\$27,148	\$3,355,548
Public Services	\$1,090	\$5,070	\$7,536	\$7,525	\$1,518	\$22,739
Adjudication	\$235,689	\$232,095	\$118,692	\$82,216	\$5,214	\$673,906
Insurance Administration	\$48,594	\$264,555	\$164,694	\$119,093	\$13,860	\$610,796
Congestion & Environmental	\$7,332	\$20,640	\$56,188	\$62,678	\$43,186	\$190,024
Property Damage & Loss	\$250	\$3,750	\$28,524	\$25,128	\$55,022	\$112,674
Subtotal (Monetary Cost)	\$1,508,201	\$2,271,960	\$1,261,396	\$910,111	\$160,204	\$6,111,872
Quality of Life	\$8,212,701	\$11,752,350	\$7,049,310	\$5,255,193	\$337,546	\$32,607,100
<b>Total (Comprehensive Cost)</b>	<b>\$9,720,902</b>	<b>\$14,024,310</b>	<b>\$8,310,706</b>	<b>\$6,165,304</b>	<b>\$497,750</b>	<b>\$38,718,972</b>

Crash Casualties



Crash Costs



# Kent County Pedestrian Crashes

Injury Severity	Pedestrian Crash Victims	Pedestrian Victim Costs
Fatal	15	\$146,015,265
Serious Injury	39	\$41,488,161
Moderate Injury	54	\$13,316,940
Minor Injury	67	\$10,425,334
Property Damage Only	25	\$398,200
<b>Total</b>	<b>200</b>	<b>\$211,643,900</b>
Average cost of crash casualty	\$1,058,220	

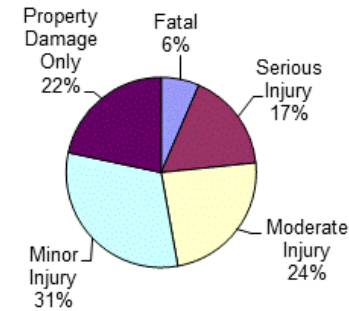
Injury Severity	Non-pedestrian Crash Victims	Non-pedestrian Victim Costs
Fatal	0	\$0
Serious Injury	0	\$0
Moderate Injury	1	\$185,131
Minor Injury	5	\$468,595
Property Damage Only	25	\$162,050
<b>Total</b>	<b>31</b>	<b>\$815,776</b>
Average cost of crash casualty	\$26,315	

Pedestrian Victim Costs in Pedestrian Crashes in Kent County (2021 dollars)						
	Fatal	Serious Injury	Moderate Injury	Minor Injury	Property Damage Only	Total
Medical Care	\$339,105	\$1,883,583	\$493,182	\$366,088	\$13,950	\$3,095,908
Work Loss	\$17,807,715	\$3,039,075	\$838,728	\$599,650	\$20,900	\$22,306,068
Public Services	\$16,350	\$13,182	\$9,720	\$10,385	\$525	\$50,162
Adjudication	\$1,944,435	\$660,387	\$178,848	\$129,578	\$4,675	\$2,917,923
Insurance Administration	\$728,910	\$758,472	\$243,756	\$182,843	\$6,525	\$1,920,506
Congestion & Environmental	\$109,980	\$53,664	\$71,064	\$84,286	\$4,450	\$323,444
Subtotal (Monetary Cost)	\$20,946,495	\$6,408,363	\$1,835,298	\$1,372,830	\$51,025	\$30,614,011
Quality of Life	\$125,068,770	\$35,079,798	\$11,481,642	\$9,052,504	\$347,175	\$181,029,889
<b>Total (Comprehensive Cost)</b>	<b>\$146,015,265</b>	<b>\$41,488,161</b>	<b>\$13,316,940</b>	<b>\$10,425,334</b>	<b>\$398,200</b>	<b>\$211,643,900</b>

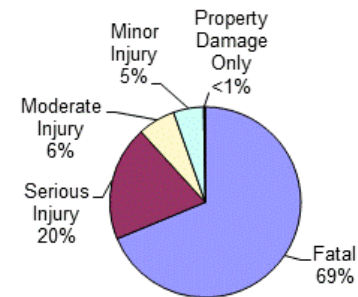
Non-pedestrian Victim in Pedestrian Crashes in Kent County (2021 dollars)						
	Fatal	Serious Injury	Moderate Injury	Minor Injury	Property Damage Only	Total
Medical Care	\$0	\$0	\$7,041	\$18,030	\$4,600	\$29,671
Work Loss	\$0	\$0	\$13,160	\$32,445	\$10,125	\$55,730
Public Services	\$0	\$0	\$168	\$600	\$1,200	\$1,968
Adjudication	\$0	\$0	\$2,706	\$6,730	\$1,600	\$11,036
Insurance Administration	\$0	\$0	\$3,867	\$11,385	\$9,550	\$24,802
Congestion & Environmental	\$0	\$0	\$1,774	\$8,880	\$44,625	\$55,279
Subtotal (Monetary Cost)	\$0	\$0	\$28,716	\$78,070	\$71,700	\$178,486
Quality of Life	\$0	\$0	\$156,415	\$390,525	\$90,350	\$637,290
<b>Total (Comprehensive Cost)</b>	<b>\$0</b>	<b>\$0</b>	<b>\$185,131</b>	<b>\$468,595</b>	<b>\$162,050</b>	<b>\$815,776</b>

Costs of Pedestrian Crashes in Kent County (2021 dollars)						
	Fatal	Serious Injury	Moderate Injury	Minor Injury	Property Damage Only	Total
Medical Care	\$339,105	\$1,883,583	\$500,223	\$384,118	\$18,550	\$3,125,579
Work Loss	\$17,807,715	\$3,039,075	\$851,888	\$632,095	\$31,025	\$22,361,798
Public Services	\$16,350	\$13,182	\$9,888	\$10,985	\$1,725	\$52,130
Adjudication	\$1,944,435	\$660,387	\$181,554	\$136,308	\$6,275	\$2,928,959
Insurance Administration	\$728,910	\$758,472	\$247,623	\$194,228	\$16,075	\$1,945,308
Congestion & Environmental	\$109,980	\$53,664	\$72,838	\$93,166	\$49,075	\$378,723
Subtotal (Monetary Cost)	\$20,946,495	\$6,408,363	\$1,864,014	\$1,450,900	\$122,725	\$30,792,497
Quality of Life	\$125,068,770	\$35,079,798	\$11,638,057	\$9,443,029	\$437,525	\$181,667,179
<b>Total (Comprehensive Cost)</b>	<b>\$146,015,265</b>	<b>\$41,488,161</b>	<b>\$13,502,071</b>	<b>\$10,893,929</b>	<b>\$560,250</b>	<b>\$212,459,676</b>

Crash Casualties



Crash Costs



# Keweenaw County Traffic Crashes and Crime

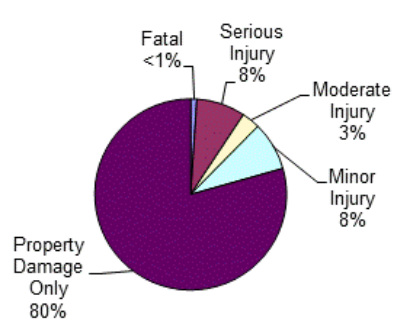
Crash Casualty Severity	Crash Casualties	Crash Costs
Fatal	1	\$10,394,583
Serious Injury	8	\$7,485,952
Moderate Injury	3	\$583,299
Minor Injury	8	\$805,520
Property Damage Only	77	\$689,073
<b>Total</b>	<b>97</b>	<b>\$19,958,427</b>
Average cost of crash casualty		\$205,757

Index Crime Category	Number of Crimes	Crime Costs
Murder	0	\$0
Rape	0	\$0
Aggravated Assault	0	\$0
Robbery	0	\$0
Larceny	13	\$55,653
Burglary	3	\$12,783
Motor Vehicle Theft	0	\$0
<b>Total</b>	<b>16</b>	<b>\$68,436</b>
Average cost of index crime		\$4,277

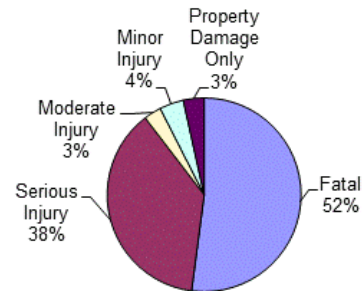
Costs of Crashes in Keweenaw County (2021 dollars)						
	Fatal	Serious Injury	Moderate Injury	Minor Injury	Property Damage Only	Total
Medical Care	\$16,960	\$320,632	\$21,123	\$28,848	\$14,168	\$401,731
Work Loss	\$1,307,051	\$551,840	\$39,480	\$51,912	\$31,185	\$1,981,468
Public Services	\$1,090	\$2,664	\$504	\$960	\$3,696	\$8,914
Adjudication & Sanctioning	\$129,629	\$116,832	\$8,118	\$10,768	\$4,928	\$270,275
Insurance Administration	\$34,287	\$99,752	\$11,601	\$18,216	\$29,414	\$193,270
Congestion & Environmental	\$7,332	\$14,440	\$5,322	\$14,208	\$137,445	\$178,747
Property Damage & Loss	\$15,608	\$99,456	\$27,906	\$55,768	\$189,959	\$388,697
<b>Subtotal (Monetary Cost)</b>	<b>\$1,511,957</b>	<b>\$1,205,616</b>	<b>\$114,054</b>	<b>\$180,680</b>	<b>\$410,795</b>	<b>\$3,423,102</b>
Quality of Life	\$8,882,626	\$6,280,336	\$469,245	\$624,840	\$278,278	\$16,535,325
<b>Total (Comprehensive Cost)</b>	<b>\$10,394,583</b>	<b>\$7,485,952</b>	<b>\$583,299</b>	<b>\$805,520</b>	<b>\$689,073</b>	<b>\$19,958,427</b>

Costs of Index Crimes in Keweenaw County (2021 dollars)								
	Murder	Rape	Aggravated Assault	Robbery	Larceny	Burglary	Motor Vehicle Theft	Total
Medical Care	\$0	\$0	\$0	\$0	\$0	\$0	\$0	\$0
Mental Health	\$0	\$0	\$0	\$0	\$0	\$0	\$0	\$0
Work Loss	\$0	\$0	\$0	\$0	\$403	\$117	\$0	\$520
Public Services	\$0	\$0	\$0	\$0	\$6,851	\$1,086	\$0	\$7,937
Adjudication & Sanctioning	\$0	\$0	\$0	\$0	\$33,735	\$2,313	\$0	\$36,048
Property Damage & Loss	\$0	\$0	\$0	\$0	\$14,664	\$9,267	\$0	\$23,931
<b>Subtotal (Monetary Cost)</b>	<b>\$0</b>	<b>\$0</b>	<b>\$0</b>	<b>\$0</b>	<b>\$55,653</b>	<b>\$12,783</b>	<b>\$0</b>	<b>\$68,436</b>
Quality of Life	\$0	\$0	\$0	\$0	\$0	\$0	\$0	\$0
<b>Total (Comprehensive Costs)</b>	<b>\$0</b>	<b>\$0</b>	<b>\$0</b>	<b>\$0</b>	<b>\$55,653</b>	<b>\$12,783</b>	<b>\$0</b>	<b>\$68,436</b>

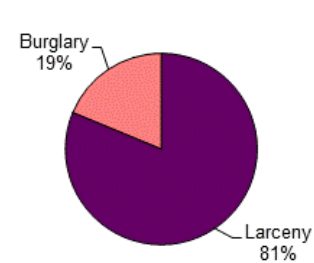
Crash Casualties



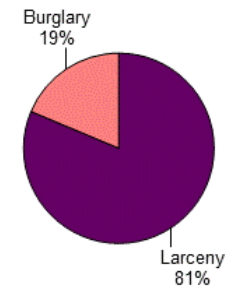
Crash Costs



Index Crimes



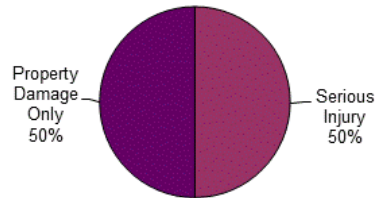
Index Crime Costs



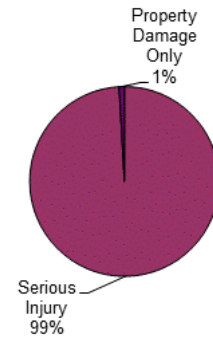
# Keweenaw County Alcohol-Involved Crashes

Crash Casualty Severity	Crash Casualties	Crash Costs
Fatal	0	\$0
Serious Injury	2	\$2,083,748
Moderate Injury	0	\$0
Minor Injury	0	\$3,546
Property Damage Only	2	\$18,948
<b>Total</b>	<b>4</b>	<b>\$2,106,242</b>
Average cost of crash casualty	\$526,561	

Crash Casualties



Crash Costs



Costs of Alcohol-Involved Crashes in Keweenaw County (2021 dollars)						
	Fatal	Serious Injury	Moderate Injury	Minor Injury	Property Damage Only	Total
Medical Care	\$0	\$89,288	\$0	\$0	\$420	\$89,708
Work Loss	\$0	\$149,998	\$0	\$0	\$874	\$150,872
Public Services	\$0	\$686	\$0	\$0	\$98	\$784
Adjudication & Sanctioning	\$0	\$33,200	\$0	\$0	\$164	\$33,364
Insurance Administration	\$0	\$27,442	\$0	\$0	\$870	\$28,312
Congestion & Environmental	\$0	\$3,614	\$0	\$3,546	\$3,570	\$10,730
Property Damage & Loss	\$0	\$25,200	\$0	\$0	\$5,100	\$30,300
<b>Subtotal (Monetary Cost)</b>	<b>\$0</b>	<b>\$329,428</b>	<b>\$0</b>	<b>\$3,546</b>	<b>\$11,096</b>	<b>\$344,070</b>
Quality of Life	\$0	\$1,754,320	\$0	\$0	\$7,852	\$1,762,172
<b>Total (Comprehensive Cost)</b>	<b>\$0</b>	<b>\$2,083,748</b>	<b>\$0</b>	<b>\$3,546</b>	<b>\$18,948</b>	<b>\$2,106,242</b>



# Keweenaw County Drug-Involved Crashes

Crash Casualty Severity	Crash Casualties	Crash Costs
Fatal	0	\$0
Serious Injury	0	\$0
Moderate Injury	0	\$0
Minor Injury	0	\$0
Property Damage Only	0	\$0
<b>Total</b>	<b>0</b>	<b>\$0</b>
Average cost of crash casualty	\$0	

Crash Casualties

Crash Costs

**No Drug-Involved  
Crashes**

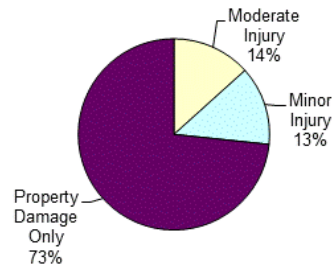
**Drug Crash Costs = \$0**

Costs of Drug-Involved Crashes in Keweenaw County (2021 dollars)						
	Fatal	Serious Injury	Moderate Injury	Minor Injury	Property Damage Only	Total
Medical Care	\$0	\$0	\$0	\$0	\$0	\$0
Work Loss	\$0	\$0	\$0	\$0	\$0	\$0
Public Services	\$0	\$0	\$0	\$0	\$0	\$0
Adjudication & Sanctioning	\$0	\$0	\$0	\$0	\$0	\$0
Insurance Administration	\$0	\$0	\$0	\$0	\$0	\$0
Congestion & Environmental	\$0	\$0	\$0	\$0	\$0	\$0
Property Damage & Loss	\$0	\$0	\$0	\$0	\$0	\$0
Subtotal (Monetary Cost)	\$0	\$0	\$0	\$0	\$0	\$0
Quality of Life	\$0	\$0	\$0	\$0	\$0	\$0
<b>Total (Comprehensive Cost)</b>	<b>\$0</b>	<b>\$0</b>	<b>\$0</b>	<b>\$0</b>	<b>\$0</b>	<b>\$0</b>

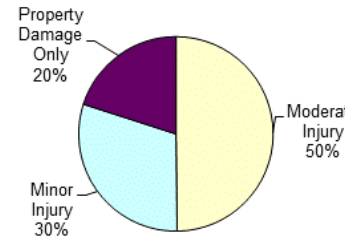
# Keweenaw County Young Driver Crashes (<21)

Crash Casualty Severity	Crash Casualties	Crash Costs
Fatal	0	\$0
Serious Injury	0	\$0
Moderate Injury	2	\$279,162
Minor Injury	2	\$168,748
Property Damage Only	11	\$112,409
<b>Total</b>	<b>15</b>	<b>\$560,319</b>
Average cost of crash casualty		\$37,355

Crash Casualties



Crash Costs

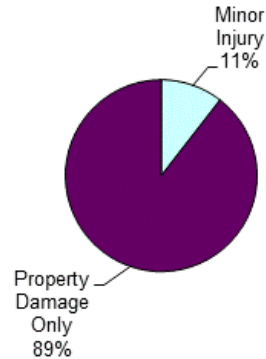


Costs of Young Driver Crashes in Keweenaw County (2021 dollars)						
	Fatal	Serious Injury	Moderate Injury	Minor Injury	Property Damage Only	Total
Medical Care	\$0	\$0	\$9,616	\$6,266	\$2,574	\$18,456
Work Loss	\$0	\$0	\$18,468	\$11,062	\$5,214	\$34,744
Public Services	\$0	\$0	\$318	\$242	\$561	\$1,121
Adjudication	\$0	\$0	\$3,766	\$2,312	\$880	\$6,958
Insurance Administration	\$0	\$0	\$6,364	\$4,182	\$4,719	\$15,265
Congestion & Environmental	\$0	\$0	\$3,546	\$3,546	\$19,635	\$26,727
Property Damage & Loss	\$0	\$0	\$18,154	\$14,492	\$29,326	\$61,972
<b>Subtotal (Monetary Cost)</b>	<b>\$0</b>	<b>\$0</b>	<b>\$60,232</b>	<b>\$42,102</b>	<b>\$62,909</b>	<b>\$165,243</b>
Quality of Life	\$0	\$0	\$218,930	\$126,646	\$49,500	\$395,076
<b>Total (Comprehensive Cost)</b>	<b>\$0</b>	<b>\$0</b>	<b>\$279,162</b>	<b>\$168,748</b>	<b>\$112,409</b>	<b>\$560,319</b>

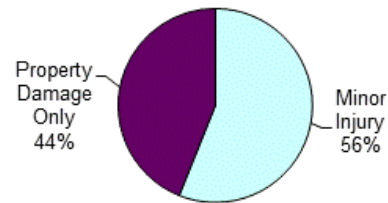
# Keweenaw County Older Driver Crashes (65+)

Crash Casualty Severity	Crash Casualties	Crash Costs
Fatal	0	\$0
Serious Injury	0	\$0
Moderate Injury	0	\$0
Minor Injury	2	\$311,914
Property Damage Only	17	\$244,205
<b>Total</b>	<b>19</b>	<b>\$556,119</b>
Average cost of crash casualty	\$29,269	

Crash Casualties



Crash Costs



Costs of Older Driver Crashes in Keweenaw County (2021 dollars)						
	Fatal	Serious Injury	Moderate Injury	Minor Injury	Property Damage Only	Total
Medical Care	\$0	\$0	\$0	\$11,222	\$6,647	\$17,869
Work Loss	\$0	\$0	\$0	\$20,916	\$12,495	\$33,411
Public Services	\$0	\$0	\$0	\$278	\$918	\$1,196
Adjudication	\$0	\$0	\$0	\$4,294	\$2,312	\$6,606
Insurance Administration	\$0	\$0	\$0	\$6,208	\$8,738	\$14,946
Congestion & Environmental	\$0	\$0	\$0	\$3,554	\$30,328	\$33,882
Property Damage & Loss	\$0	\$0	\$0	\$15,288	\$48,824	\$64,112
<b>Subtotal (Monetary Cost)</b>	<b>\$0</b>	<b>\$0</b>	<b>\$0</b>	<b>\$61,760</b>	<b>\$110,262</b>	<b>\$172,022</b>
Quality of Life	\$0	\$0	\$0	\$250,154	\$133,943	\$384,097
<b>Total (Comprehensive Cost)</b>	<b>\$0</b>	<b>\$0</b>	<b>\$0</b>	<b>\$311,914</b>	<b>\$244,205</b>	<b>\$556,119</b>

# Keweenaw County Medium/Large Truck Crashes

Crash Casualty Severity	Crash Casualties	Crash Costs
Fatal	0	\$0
Serious Injury	0	\$0
Moderate Injury	0	\$0
Minor Injury	0	\$0
Property Damage Only	0	\$0
Total	0	\$0
Average cost of crash casualty		\$0

Crash Casualties

Crash Costs

**No Medium/Large Truck  
Crashes**

**Medium/Large Truck  
Crash Costs = \$0**

Costs of Medium/Large Truck Crashes in Keweenaw County (2021 dollars)						
	Fatal	Serious Injury	Moderate Injury	Minor Injury	Property Damage Only	Total
Medical Care	\$0	\$0	\$0	\$0	\$0	\$0
Work Loss	\$0	\$0	\$0	\$0	\$0	\$0
Public Services	\$0	\$0	\$0	\$0	\$0	\$0
Adjudication	\$0	\$0	\$0	\$0	\$0	\$0
Insurance Administration	\$0	\$0	\$0	\$0	\$0	\$0
Congestion & Environmental	\$0	\$0	\$0	\$0	\$0	\$0
Property Damage & Loss	\$0	\$0	\$0	\$0	\$0	\$0
Subtotal (Monetary Cost)	\$0	\$0	\$0	\$0	\$0	\$0
Quality of Life	\$0	\$0	\$0	\$0	\$0	\$0
<b>Total (Comprehensive Cost)</b>	<b>\$0</b>	<b>\$0</b>	<b>\$0</b>	<b>\$0</b>	<b>\$0</b>	<b>\$0</b>

# Keweenaw County Motorcycle Crashes

Injury Severity	Motorcyclist Crash Victims	Motorcyclist Victim Costs
Fatal	0	\$0
Serious Injury	2	\$1,942,942
Moderate Injury	0	\$0
Minor Injury	0	\$0
Property Damage Only	2	\$100,524
<b>Total</b>	<b>4</b>	<b>\$2,043,466</b>
Average cost of crash casualty	\$510,867	

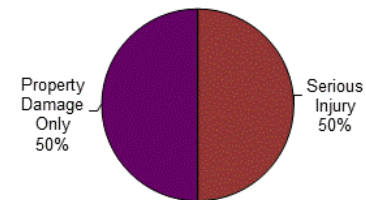
Injury Severity	Non-motorcyclist Crash Victims	Non-motorcyclist Victim Costs
Fatal	0	\$0
Serious Injury	0	\$0
Moderate Injury	0	\$0
Minor Injury	0	\$0
Property Damage Only	0	\$0
<b>Total</b>	<b>0</b>	<b>\$0</b>
Average cost of crash casualty	\$0	

Motorcyclist Victim Costs in Motorcycle Crashes in Keweenaw County (2021 dollars)						
	Fatal	Serious Injury	Moderate Injury	Minor Injury	Property Damage Only	Total
Medical Care	\$0	\$80,964	\$0	\$0	\$3,108	\$84,072
Work Loss	\$0	\$146,558	\$0	\$0	\$6,362	\$152,920
Public Services	\$0	\$678	\$0	\$0	\$170	\$848
Adjudication	\$0	\$30,532	\$0	\$0	\$1,266	\$31,798
Insurance Administration	\$0	\$25,774	\$0	\$0	\$2,788	\$28,562
Congestion & Environmental	\$0	\$2,736	\$0	\$0	\$2,662	\$5,398
Property Damage & Loss	\$0	\$23,896	\$0	\$0	\$11,382	\$35,278
<b>Subtotal (Monetary Cost)</b>	<b>\$0</b>	<b>\$311,138</b>	<b>\$0</b>	<b>\$0</b>	<b>\$27,738</b>	<b>\$338,876</b>
Quality of Life	\$0	\$1,631,804	\$0	\$0	\$72,786	\$1,704,590
<b>Total (Comprehensive Cost)</b>	<b>\$0</b>	<b>\$1,942,942</b>	<b>\$0</b>	<b>\$0</b>	<b>\$100,524</b>	<b>\$2,043,466</b>

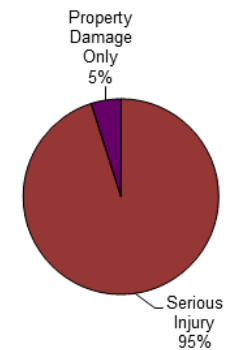
Non-motorcyclist Victim Costs in Motorcycle Crashes in Keweenaw County (2021 dollars)						
	Fatal	Serious Injury	Moderate Injury	Minor Injury	Property Damage Only	Total
Medical Care	\$0	\$0	\$0	\$0	\$0	\$0
Work Loss	\$0	\$0	\$0	\$0	\$0	\$0
Public Services	\$0	\$0	\$0	\$0	\$0	\$0
Adjudication	\$0	\$0	\$0	\$0	\$0	\$0
Insurance Administration	\$0	\$0	\$0	\$0	\$0	\$0
Congestion & Environmental	\$0	\$0	\$0	\$0	\$0	\$0
Property Damage & Loss	\$0	\$0	\$0	\$0	\$0	\$0
<b>Subtotal (Monetary Cost)</b>	<b>\$0</b>	<b>\$0</b>	<b>\$0</b>	<b>\$0</b>	<b>\$0</b>	<b>\$0</b>
Quality of Life	\$0	\$0	\$0	\$0	\$0	\$0
<b>Total (Comprehensive Cost)</b>	<b>\$0</b>	<b>\$0</b>	<b>\$0</b>	<b>\$0</b>	<b>\$0</b>	<b>\$0</b>

Costs of Motorcycle Crashes in Keweenaw County (2021 dollars)						
	Fatal	Serious Injury	Moderate Injury	Minor Injury	Property Damage Only	Total
Medical Care	\$0	\$80,964	\$0	\$0	\$3,108	\$84,072
Work Loss	\$0	\$146,558	\$0	\$0	\$6,362	\$152,920
Public Services	\$0	\$678	\$0	\$0	\$170	\$848
Adjudication	\$0	\$30,532	\$0	\$0	\$1,266	\$31,798
Insurance Administration	\$0	\$25,774	\$0	\$0	\$2,788	\$28,562
Congestion & Environmental	\$0	\$2,736	\$0	\$0	\$2,662	\$5,398
Property Damage & Loss	\$0	\$23,896	\$0	\$0	\$11,382	\$35,278
<b>Subtotal (Monetary Cost)</b>	<b>\$0</b>	<b>\$311,138</b>	<b>\$0</b>	<b>\$0</b>	<b>\$27,738</b>	<b>\$338,876</b>
Quality of Life	\$0	\$1,631,804	\$0	\$0	\$72,786	\$1,704,590
<b>Total (Comprehensive Cost)</b>	<b>\$0</b>	<b>\$1,942,942</b>	<b>\$0</b>	<b>\$0</b>	<b>\$100,524</b>	<b>\$2,043,466</b>

Crash Casualties



Crash Costs



# Keweenaw County Bicycle Crashes

Injury Severity	Bicyclist Crash Victims	Bicyclist Victim Costs
Fatal	0	\$0
Serious Injury	0	\$0
Moderate Injury	0	\$0
Minor Injury	0	\$0
Property Damage Only	0	\$0
<b>Total</b>	<b>0</b>	<b>\$0</b>
Average cost of crash casualty	\$0	

Injury Severity	Non-bicyclist Crash Victims	Non-bicyclist Victim Costs
Fatal	0	\$0
Serious Injury	0	\$0
Moderate Injury	0	\$0
Minor Injury	0	\$0
Property Damage Only	0	\$0
<b>Total</b>	<b>0</b>	<b>\$0</b>
Average cost of crash casualty	\$0	

Bicyclist Victim Costs in Bicycle Crashes in Keweenaw County (2021 dollars)						
	Fatal	Serious Injury	Moderate Injury	Minor Injury	Property Damage Only	Total
Medical Care	\$0	\$0	\$0	\$0	\$0	\$0
Work Loss	\$0	\$0	\$0	\$0	\$0	\$0
Public Services	\$0	\$0	\$0	\$0	\$0	\$0
Adjudication	\$0	\$0	\$0	\$0	\$0	\$0
Insurance Administration	\$0	\$0	\$0	\$0	\$0	\$0
Congestion & Environmental	\$0	\$0	\$0	\$0	\$0	\$0
Property Damage & Loss	\$0	\$0	\$0	\$0	\$0	\$0
Subtotal (Monetary Cost)	\$0	\$0	\$0	\$0	\$0	\$0
Quality of Life	\$0	\$0	\$0	\$0	\$0	\$0
<b>Total (Comprehensive Cost)</b>	<b>\$0</b>	<b>\$0</b>	<b>\$0</b>	<b>\$0</b>	<b>\$0</b>	<b>\$0</b>

Crash Casualties

No Bicycle Crashes

Non-bicyclist Victim Costs in Bicycle Crashes in Keweenaw County (2021 dollars)						
	Fatal	Serious Injury	Moderate Injury	Minor Injury	Property Damage Only	Total
Medical Care	\$0	\$0	\$0	\$0	\$0	\$0
Work Loss	\$0	\$0	\$0	\$0	\$0	\$0
Public Services	\$0	\$0	\$0	\$0	\$0	\$0
Adjudication	\$0	\$0	\$0	\$0	\$0	\$0
Insurance Administration	\$0	\$0	\$0	\$0	\$0	\$0
Congestion & Environmental	\$0	\$0	\$0	\$0	\$0	\$0
Property Damage & Loss	\$0	\$0	\$0	\$0	\$0	\$0
Subtotal (Monetary Cost)	\$0	\$0	\$0	\$0	\$0	\$0
Quality of Life	\$0	\$0	\$0	\$0	\$0	\$0
<b>Total (Comprehensive Cost)</b>	<b>\$0</b>	<b>\$0</b>	<b>\$0</b>	<b>\$0</b>	<b>\$0</b>	<b>\$0</b>

Crash Costs

Costs of Bicycle Crashes in Keweenaw County (2021 dollars)						
	Fatal	Serious Injury	Moderate Injury	Minor Injury	Property Damage Only	Total
Medical Care	\$0	\$0	\$0	\$0	\$0	\$0
Work Loss	\$0	\$0	\$0	\$0	\$0	\$0
Public Services	\$0	\$0	\$0	\$0	\$0	\$0
Adjudication	\$0	\$0	\$0	\$0	\$0	\$0
Insurance Administration	\$0	\$0	\$0	\$0	\$0	\$0
Congestion & Environmental	\$0	\$0	\$0	\$0	\$0	\$0
Property Damage & Loss	\$0	\$0	\$0	\$0	\$0	\$0
Subtotal (Monetary Cost)	\$0	\$0	\$0	\$0	\$0	\$0
Quality of Life	\$0	\$0	\$0	\$0	\$0	\$0
<b>Total (Comprehensive Cost)</b>	<b>\$0</b>	<b>\$0</b>	<b>\$0</b>	<b>\$0</b>	<b>\$0</b>	<b>\$0</b>

Bicycle Crash Costs =  
\$0

# Keweenaw County Pedestrian Crashes

Injury Severity	Pedestrian Crash Victims	Pedestrian Victim Costs
Fatal	0	\$0
Serious Injury	0	\$0
Moderate Injury	0	\$0
Minor Injury	0	\$0
Property Damage Only	0	\$0
<b>Total</b>	<b>0</b>	<b>\$0</b>
Average cost of crash casualty	\$0	

Injury Severity	Non-pedestrian Crash Victims	Non-pedestrian Victim Costs
Fatal	0	\$0
Serious Injury	0	\$0
Moderate Injury	0	\$0
Minor Injury	0	\$0
Property Damage Only	0	\$0
<b>Total</b>	<b>0</b>	<b>\$0</b>
Average cost of crash casualty	\$0	

Crash Casualties

Pedestrian Victim Costs in Pedestrian Crashes in Keweenaw County (2021 dollars)						
	Fatal	Serious Injury	Moderate Injury	Minor Injury	Property Damage Only	Total
Medical Care	\$0	\$0	\$0	\$0	\$0	\$0
Work Loss	\$0	\$0	\$0	\$0	\$0	\$0
Public Services	\$0	\$0	\$0	\$0	\$0	\$0
Adjudication	\$0	\$0	\$0	\$0	\$0	\$0
Insurance Administration	\$0	\$0	\$0	\$0	\$0	\$0
Congestion & Environmental	\$0	\$0	\$0	\$0	\$0	\$0
Subtotal (Monetary Cost)	\$0	\$0	\$0	\$0	\$0	\$0
Quality of Life	\$0	\$0	\$0	\$0	\$0	\$0
<b>Total (Comprehensive Cost)</b>	<b>\$0</b>	<b>\$0</b>	<b>\$0</b>	<b>\$0</b>	<b>\$0</b>	<b>\$0</b>

No Pedestrian Crashes

Non-pedestrian Victim in Pedestrian Crashes in Keweenaw County (2021 dollars)						
	Fatal	Serious Injury	Moderate Injury	Minor Injury	Property Damage Only	Total
Medical Care	\$0	\$0	\$0	\$0	\$0	\$0
Work Loss	\$0	\$0	\$0	\$0	\$0	\$0
Public Services	\$0	\$0	\$0	\$0	\$0	\$0
Adjudication	\$0	\$0	\$0	\$0	\$0	\$0
Insurance Administration	\$0	\$0	\$0	\$0	\$0	\$0
Congestion & Environmental	\$0	\$0	\$0	\$0	\$0	\$0
Subtotal (Monetary Cost)	\$0	\$0	\$0	\$0	\$0	\$0
Quality of Life	\$0	\$0	\$0	\$0	\$0	\$0
<b>Total (Comprehensive Cost)</b>	<b>\$0</b>	<b>\$0</b>	<b>\$0</b>	<b>\$0</b>	<b>\$0</b>	<b>\$0</b>

Crash Costs

Costs of Pedestrian Crashes in Keweenaw County (2021 dollars)						
	Fatal	Serious Injury	Moderate Injury	Minor Injury	Property Damage Only	Total
Medical Care	\$0	\$0	\$0	\$0	\$0	\$0
Work Loss	\$0	\$0	\$0	\$0	\$0	\$0
Public Services	\$0	\$0	\$0	\$0	\$0	\$0
Adjudication	\$0	\$0	\$0	\$0	\$0	\$0
Insurance Administration	\$0	\$0	\$0	\$0	\$0	\$0
Congestion & Environmental	\$0	\$0	\$0	\$0	\$0	\$0
Subtotal (Monetary Cost)	\$0	\$0	\$0	\$0	\$0	\$0
Quality of Life	\$0	\$0	\$0	\$0	\$0	\$0
<b>Total (Comprehensive Cost)</b>	<b>\$0</b>	<b>\$0</b>	<b>\$0</b>	<b>\$0</b>	<b>\$0</b>	<b>\$0</b>

**Pedestrian Crash Costs  
= \$0**

# Lake County Traffic Crashes and Crime

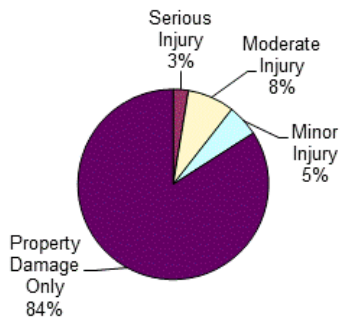
Crash Casualty Severity	Crash Casualties	Crash Costs
Fatal	0	\$0
Serious Injury	10	\$9,357,440
Moderate Injury	31	\$6,027,423
Minor Injury	21	\$2,114,490
Property Damage Only	327	\$2,926,323
<b>Total</b>	<b>389</b>	<b>\$20,425,676</b>
Average cost of crash casualty		\$52,508

Index Crime Category	Number of Crimes	Crime Costs
Murder	0	\$0
Rape	4	\$2,262,012
Aggravated Assault	3	\$139,644
Robbery	0	\$0
Larceny	8	\$34,248
Burglary	1	\$4,261
Motor Vehicle Theft	2	\$20,602
<b>Total</b>	<b>18</b>	<b>\$2,460,767</b>
Average cost of index crime		\$136,709

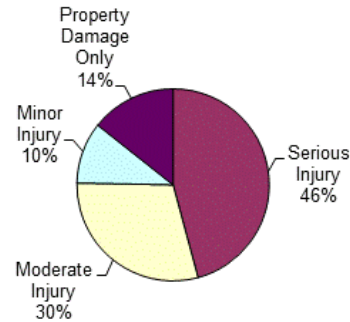
Costs of Crashes in Lake County (2021 dollars)						
	Fatal	Serious Injury	Moderate Injury	Minor Injury	Property Damage Only	Total
Medical Care	\$0	\$400,790	\$218,271	\$75,726	\$60,168	\$754,955
Work Loss	\$0	\$689,800	\$407,960	\$136,269	\$132,435	\$1,366,464
Public Services	\$0	\$3,330	\$5,208	\$2,520	\$15,696	\$26,754
Adjudication & Sanctioning	\$0	\$146,040	\$83,886	\$28,266	\$20,928	\$279,120
Insurance Administration	\$0	\$124,690	\$119,877	\$47,817	\$124,914	\$417,298
Congestion & Environmental	\$0	\$18,050	\$54,994	\$37,296	\$583,695	\$694,035
Property Damage & Loss	\$0	\$124,320	\$288,362	\$146,391	\$806,709	\$1,365,782
<b>Subtotal (Monetary Cost)</b>	<b>\$0</b>	<b>\$1,507,020</b>	<b>\$1,178,558</b>	<b>\$474,285</b>	<b>\$1,744,545</b>	<b>\$4,904,408</b>
Quality of Life	\$0	\$7,850,420	\$4,848,865	\$1,640,205	\$1,181,778	\$15,521,268
<b>Total (Comprehensive Cost)</b>	<b>\$0</b>	<b>\$9,357,440</b>	<b>\$6,027,423</b>	<b>\$2,114,490</b>	<b>\$2,926,323</b>	<b>\$20,425,676</b>

Costs of Index Crimes in Lake County (2021 dollars)								
	Murder	Rape	Aggravated Assault	Robbery	Larceny	Burglary	Motor Vehicle Theft	Total
Medical Care	\$0	\$13,496	\$6,345	\$0	\$0	\$0	\$0	\$19,841
Mental Health	\$0	\$26,340	\$1,224	\$0	\$0	\$0	\$0	\$27,564
Work Loss	\$0	\$28,508	\$6,828	\$0	\$248	\$39	\$234	\$35,857
Public Services	\$0	\$3,044	\$7,317	\$0	\$4,216	\$362	\$910	\$15,849
Adjudication & Sanctioning	\$0	\$180,952	\$17,985	\$0	\$20,760	\$771	\$3,980	\$224,448
Property Damage & Loss	\$0	\$756	\$252	\$0	\$9,024	\$3,089	\$15,478	\$28,599
<b>Subtotal (Monetary Cost)</b>	<b>\$0</b>	<b>\$253,096</b>	<b>\$39,951</b>	<b>\$0</b>	<b>\$34,248</b>	<b>\$4,261</b>	<b>\$20,602</b>	<b>\$352,158</b>
Quality of Life	\$0	\$2,008,916	\$99,693	\$0	\$0	\$0	\$0	\$2,108,609
<b>Total (Comprehensive Costs)</b>	<b>\$0</b>	<b>\$2,262,012</b>	<b>\$139,644</b>	<b>\$0</b>	<b>\$34,248</b>	<b>\$4,261</b>	<b>\$20,602</b>	<b>\$2,460,767</b>

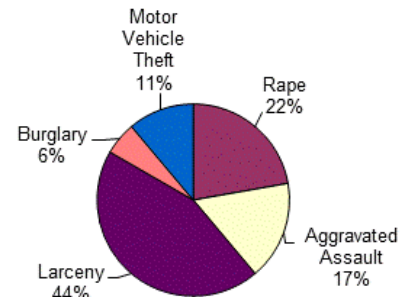
Crash Casualties



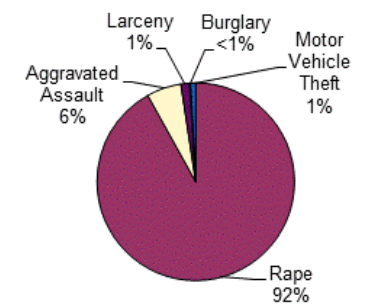
Crash Costs



Index Crimes



Index Crime Costs

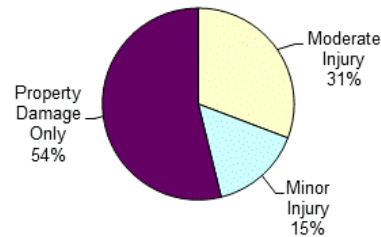




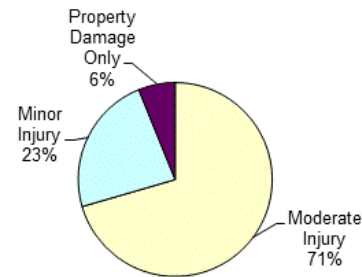
# Lake County Alcohol-Involved Crashes

Crash Casualty Severity	Crash Casualties	Crash Costs
Fatal	0	\$0
Serious Injury	0	\$0
Moderate Injury	4	\$762,098
Minor Injury	2	\$252,645
Property Damage Only	7	\$66,318
<b>Total</b>	<b>13</b>	<b>\$1,081,061</b>
Average cost of crash casualty	\$83,159	

Crash Casualties



Crash Costs



Costs of Alcohol-Involved Crashes in Lake County (2021 dollars)						
	Fatal	Serious Injury	Moderate Injury	Minor Injury	Property Damage Only	Total
Medical Care	\$0	\$0	\$26,184	\$8,632	\$1,470	\$36,286
Work Loss	\$0	\$0	\$49,356	\$15,294	\$3,059	\$67,709
Public Services	\$0	\$0	\$664	\$258	\$343	\$1,265
Adjudication & Sanctioning	\$0	\$0	\$10,996	\$3,410	\$574	\$14,980
Insurance Administration	\$0	\$0	\$17,384	\$5,964	\$3,045	\$26,393
Congestion & Environmental	\$0	\$0	\$3,546	\$12,411	\$12,495	\$28,452
Property Damage & Loss	\$0	\$0	\$37,624	\$15,588	\$17,850	\$71,062
<b>Subtotal (Monetary Cost)</b>	<b>\$0</b>	<b>\$0</b>	<b>\$145,754</b>	<b>\$61,557</b>	<b>\$38,836</b>	<b>\$246,147</b>
Quality of Life	\$0	\$0	\$616,344	\$191,088	\$27,482	\$834,914
<b>Total (Comprehensive Cost)</b>	<b>\$0</b>	<b>\$0</b>	<b>\$762,098</b>	<b>\$252,645</b>	<b>\$66,318</b>	<b>\$1,081,061</b>

# Lake County Drug-Involved Crashes

Crash Casualty Severity	Crash Casualties	Crash Costs
Fatal	0	\$0
Serious Injury	0	\$0
Moderate Injury	0	\$0
Minor Injury	0	\$0
Property Damage Only	1	\$15,877
<b>Total</b>	<b>1</b>	<b>\$15,877</b>
Average cost of crash casualty	\$15,877	

Crash Casualties



Property  
Damage  
Only  
100%

Crash Costs



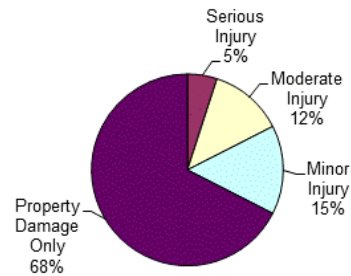
Property  
Damage  
Only  
100%

Costs of Drug-Involved Crashes in Lake County (2021 dollars)						
	Fatal	Serious Injury	Moderate Injury	Minor Injury	Property Damage Only	Total
Medical Care	\$0	\$0	\$0	\$0	\$417	\$417
Work Loss	\$0	\$0	\$0	\$0	\$862	\$862
Public Services	\$0	\$0	\$0	\$0	\$53	\$53
Adjudication & Sanctioning	\$0	\$0	\$0	\$0	\$176	\$176
Insurance Administration	\$0	\$0	\$0	\$0	\$563	\$563
Congestion & Environmental	\$0	\$0	\$0	\$0	\$1,785	\$1,785
Property Damage & Loss	\$0	\$0	\$0	\$0	\$2,717	\$2,717
Subtotal (Monetary Cost)	\$0	\$0	\$0	\$0	\$6,573	\$6,573
Quality of Life	\$0	\$0	\$0	\$0	\$9,304	\$9,304
<b>Total (Comprehensive Cost)</b>	<b>\$0</b>	<b>\$0</b>	<b>\$0</b>	<b>\$0</b>	<b>\$15,877</b>	<b>\$15,877</b>

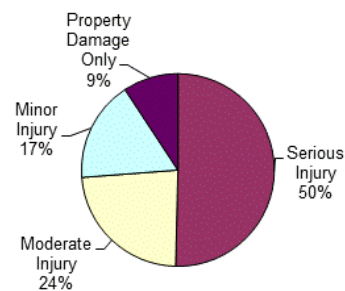
# Lake County Young Driver Crashes (<21)

Crash Casualty Severity	Crash Casualties	Crash Costs
Fatal	0	\$0
Serious Injury	2	\$1,502,454
Moderate Injury	5	\$697,905
Minor Injury	6	\$506,244
Property Damage Only	27	\$275,913
<b>Total</b>	<b>40</b>	<b>\$2,982,516</b>
Average cost of crash casualty		\$74,563

Crash Casualties



Crash Costs

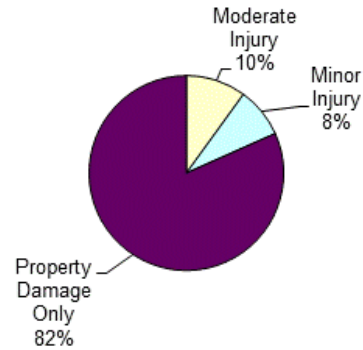


Costs of Young Driver Crashes in Lake County (2021 dollars)						
	Fatal	Serious Injury	Moderate Injury	Minor Injury	Property Damage Only	Total
Medical Care	\$0	\$63,392	\$24,040	\$18,798	\$6,318	\$112,548
Work Loss	\$0	\$108,014	\$46,170	\$33,186	\$12,798	\$200,168
Public Services	\$0	\$592	\$795	\$726	\$1,377	\$3,490
Adjudication	\$0	\$22,958	\$9,415	\$6,936	\$2,160	\$41,469
Insurance Administration	\$0	\$20,616	\$15,910	\$12,546	\$11,583	\$60,655
Congestion & Environmental	\$0	\$3,598	\$8,865	\$10,638	\$48,195	\$71,296
Property Damage & Loss	\$0	\$23,342	\$45,385	\$43,476	\$71,982	\$184,185
<b>Subtotal (Monetary Cost)</b>	<b>\$0</b>	<b>\$242,512</b>	<b>\$150,580</b>	<b>\$126,306</b>	<b>\$154,413</b>	<b>\$673,811</b>
Quality of Life	\$0	\$1,259,942	\$547,325	\$379,938	\$121,500	\$2,308,705
<b>Total (Comprehensive Cost)</b>	<b>\$0</b>	<b>\$1,502,454</b>	<b>\$697,905</b>	<b>\$506,244</b>	<b>\$275,913</b>	<b>\$2,982,516</b>

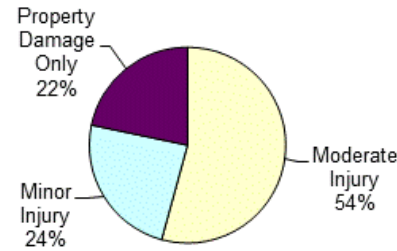
# Lake County Older Driver Crashes (65+)

Crash Casualty Severity	Crash Casualties	Crash Costs
Fatal	0	\$0
Serious Injury	0	\$0
Moderate Injury	6	\$1,759,944
Minor Injury	5	\$779,785
Property Damage Only	49	\$703,885
<b>Total</b>	<b>60</b>	<b>\$3,243,614</b>
Average cost of crash casualty	\$54,060	

Crash Casualties



Crash Costs

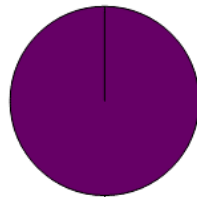


Costs of Older Driver Crashes in Lake County (2021 dollars)						
	Fatal	Serious Injury	Moderate Injury	Minor Injury	Property Damage Only	Total
Medical Care	\$0	\$0	\$63,576	\$28,055	\$19,159	\$110,790
Work Loss	\$0	\$0	\$121,056	\$52,290	\$36,015	\$209,361
Public Services	\$0	\$0	\$1,140	\$695	\$2,646	\$4,481
Adjudication	\$0	\$0	\$24,720	\$10,735	\$6,664	\$42,119
Insurance Administration	\$0	\$0	\$31,230	\$15,520	\$25,186	\$71,936
Congestion & Environmental	\$0	\$0	\$10,680	\$8,885	\$87,416	\$106,981
Property Damage & Loss	\$0	\$0	\$57,858	\$38,220	\$140,728	\$236,806
<b>Subtotal (Monetary Cost)</b>	<b>\$0</b>	<b>\$0</b>	<b>\$310,260</b>	<b>\$154,400</b>	<b>\$317,814</b>	<b>\$782,474</b>
Quality of Life	\$0	\$0	\$1,449,684	\$625,385	\$386,071	\$2,461,140
<b>Total (Comprehensive Cost)</b>	<b>\$0</b>	<b>\$0</b>	<b>\$1,759,944</b>	<b>\$779,785</b>	<b>\$703,885</b>	<b>\$3,243,614</b>

# Lake County Medium/Large Truck Crashes

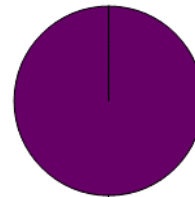
Crash Casualty Severity	Crash Casualties	Crash Costs
Fatal	0	\$0
Serious Injury	0	\$0
Moderate Injury	0	\$0
Minor Injury	0	\$0
Property Damage Only	11	\$128,645
<b>Total</b>	<b>11</b>	<b>\$128,645</b>
Average cost of crash casualty		\$11,695

Crash Casualties



Property  
Damage  
Only  
100%

Crash Costs



Property  
Damage  
Only  
100%

Costs of Medium/Large Truck Crashes in Lake County (2021 dollars)						
	Fatal	Serious Injury	Moderate Injury	Minor Injury	Property Damage Only	Total
Medical Care	\$0	\$0	\$0	\$0	\$3,993	\$3,993
Work Loss	\$0	\$0	\$0	\$0	\$32,043	\$32,043
Public Services	\$0	\$0	\$0	\$0	\$517	\$517
Adjudication	\$0	\$0	\$0	\$0	\$1,749	\$1,749
Insurance Administration	\$0	\$0	\$0	\$0	\$6,028	\$6,028
Congestion & Environmental	\$0	\$0	\$0	\$0	\$20,317	\$20,317
Property Damage & Loss	\$0	\$0	\$0	\$0	\$31,680	\$31,680
<b>Subtotal (Monetary Cost)</b>	<b>\$0</b>	<b>\$0</b>	<b>\$0</b>	<b>\$0</b>	<b>\$96,327</b>	<b>\$96,327</b>
Quality of Life	\$0	\$0	\$0	\$0	\$32,318	\$32,318
<b>Total (Comprehensive Cost)</b>	<b>\$0</b>	<b>\$0</b>	<b>\$0</b>	<b>\$0</b>	<b>\$128,645</b>	<b>\$128,645</b>

# Lake County Motorcycle Crashes

Injury Severity	Motorcyclist Crash Victims	Motorcyclist Victim Costs
Fatal	0	\$0
Serious Injury	0	\$0
Moderate Injury	5	\$1,331,520
Minor Injury	1	\$233,619
Property Damage Only	0	\$0
<b>Total</b>	<b>6</b>	<b>\$1,565,139</b>
Average cost of crash casualty		\$260,857

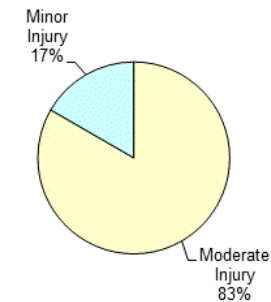
Injury Severity	Non-motorcyclist Crash Victims	Non-motorcyclist Victim Costs
Fatal	0	\$0
Serious Injury	0	\$0
Moderate Injury	0	\$0
Minor Injury	0	\$0
Property Damage Only	0	\$0
<b>Total</b>	<b>0</b>	<b>\$0</b>
Average cost of crash casualty		\$0

Motorcyclist Victim Costs in Motorcycle Crashes in Lake County (2021 dollars)						
	Fatal	Serious Injury	Moderate Injury	Minor Injury	Property Damage Only	Total
Medical Care	\$0	\$0	\$47,445	\$8,310	\$0	\$55,755
Work Loss	\$0	\$0	\$95,910	\$16,801	\$0	\$112,711
Public Services	\$0	\$0	\$965	\$185	\$0	\$1,150
Adjudication	\$0	\$0	\$19,275	\$3,378	\$0	\$22,653
Insurance Administration	\$0	\$0	\$24,465	\$4,433	\$0	\$28,898
Congestion & Environmental	\$0	\$0	\$6,640	\$1,328	\$0	\$7,968
Property Damage & Loss	\$0	\$0	\$47,640	\$9,268	\$0	\$56,908
Subtotal (Monetary Cost)	\$0	\$0	\$242,340	\$43,703	\$0	\$286,043
Quality of Life	\$0	\$0	\$1,089,180	\$189,916	\$0	\$1,279,096
<b>Total (Comprehensive Cost)</b>	<b>\$0</b>	<b>\$0</b>	<b>\$1,331,520</b>	<b>\$233,619</b>	<b>\$0</b>	<b>\$1,565,139</b>

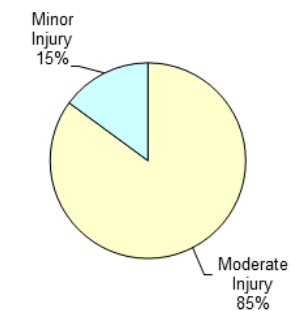
Non-motorcyclist Victim Costs in Motorcycle Crashes in Lake County (2021 dollars)						
	Fatal	Serious Injury	Moderate Injury	Minor Injury	Property Damage Only	Total
Medical Care	\$0	\$0	\$0	\$0	\$0	\$0
Work Loss	\$0	\$0	\$0	\$0	\$0	\$0
Public Services	\$0	\$0	\$0	\$0	\$0	\$0
Adjudication	\$0	\$0	\$0	\$0	\$0	\$0
Insurance Administration	\$0	\$0	\$0	\$0	\$0	\$0
Congestion & Environmental	\$0	\$0	\$0	\$0	\$0	\$0
Property Damage & Loss	\$0	\$0	\$0	\$0	\$0	\$0
Subtotal (Monetary Cost)	\$0	\$0	\$0	\$0	\$0	\$0
Quality of Life	\$0	\$0	\$0	\$0	\$0	\$0
<b>Total (Comprehensive Cost)</b>	<b>\$0</b>	<b>\$0</b>	<b>\$0</b>	<b>\$0</b>	<b>\$0</b>	<b>\$0</b>

Costs of Motorcycle Crashes in Lake County (2021 dollars)						
	Fatal	Serious Injury	Moderate Injury	Minor Injury	Property Damage Only	Total
Medical Care	\$0	\$0	\$47,445	\$8,310	\$0	\$55,755
Work Loss	\$0	\$0	\$95,910	\$16,801	\$0	\$112,711
Public Services	\$0	\$0	\$965	\$185	\$0	\$1,150
Adjudication	\$0	\$0	\$19,275	\$3,378	\$0	\$22,653
Insurance Administration	\$0	\$0	\$24,465	\$4,433	\$0	\$28,898
Congestion & Environmental	\$0	\$0	\$6,640	\$1,328	\$0	\$7,968
Property Damage & Loss	\$0	\$0	\$47,640	\$9,268	\$0	\$56,908
Subtotal (Monetary Cost)	\$0	\$0	\$242,340	\$43,703	\$0	\$286,043
Quality of Life	\$0	\$0	\$1,089,180	\$189,916	\$0	\$1,279,096
<b>Total (Comprehensive Cost)</b>	<b>\$0</b>	<b>\$0</b>	<b>\$1,331,520</b>	<b>\$233,619</b>	<b>\$0</b>	<b>\$1,565,139</b>

Crash Casualties



Crash Costs



# Lake County Bicycle Crashes

Injury Severity	Bicyclist Crash Victims	Bicyclist Victim Costs
Fatal	0	\$0
Serious Injury	0	\$0
Moderate Injury	0	\$0
Minor Injury	1	\$126,892
Property Damage Only	0	\$0
<b>Total</b>	<b>1</b>	<b>\$126,892</b>
Average cost of crash casualty	\$126,892	

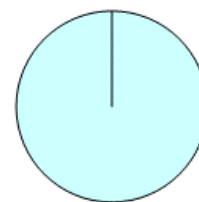
Injury Severity	Non-bicyclist Crash Victims	Non-bicyclist Victim Costs
Fatal	0	\$0
Serious Injury	0	\$0
Moderate Injury	0	\$0
Minor Injury	0	\$0
Property Damage Only	0	\$0
<b>Total</b>	<b>0</b>	<b>\$0</b>
Average cost of crash casualty	\$0	

Bicyclist Victim Costs in Bicycle Crashes in Lake County (2021 dollars)						
	Fatal	Serious Injury	Moderate Injury	Minor Injury	Property Damage Only	Total
Medical Care	\$0	\$0	\$0	\$4,272	\$0	\$4,272
Work Loss	\$0	\$0	\$0	\$8,351	\$0	\$8,351
Public Services	\$0	\$0	\$0	\$155	\$0	\$155
Adjudication	\$0	\$0	\$0	\$1,692	\$0	\$1,692
Insurance Administration	\$0	\$0	\$0	\$2,437	\$0	\$2,437
Congestion & Environmental	\$0	\$0	\$0	\$1,258	\$0	\$1,258
Property Damage & Loss	\$0	\$0	\$0	\$238	\$0	\$238
Subtotal (Monetary Cost)	\$0	\$0	\$0	\$18,403	\$0	\$18,403
Quality of Life	\$0	\$0	\$0	\$108,489	\$0	\$108,489
<b>Total (Comprehensive Cost)</b>	<b>\$0</b>	<b>\$0</b>	<b>\$0</b>	<b>\$126,892</b>	<b>\$0</b>	<b>\$126,892</b>

Non-bicyclist Victim Costs in Bicycle Crashes in Lake County (2021 dollars)						
	Fatal	Serious Injury	Moderate Injury	Minor Injury	Property Damage Only	Total
Medical Care	\$0	\$0	\$0	\$0	\$0	\$0
Work Loss	\$0	\$0	\$0	\$0	\$0	\$0
Public Services	\$0	\$0	\$0	\$0	\$0	\$0
Adjudication	\$0	\$0	\$0	\$0	\$0	\$0
Insurance Administration	\$0	\$0	\$0	\$0	\$0	\$0
Congestion & Environmental	\$0	\$0	\$0	\$0	\$0	\$0
Property Damage & Loss	\$0	\$0	\$0	\$0	\$0	\$0
Subtotal (Monetary Cost)	\$0	\$0	\$0	\$0	\$0	\$0
Quality of Life	\$0	\$0	\$0	\$0	\$0	\$0
<b>Total (Comprehensive Cost)</b>	<b>\$0</b>	<b>\$0</b>	<b>\$0</b>	<b>\$0</b>	<b>\$0</b>	<b>\$0</b>

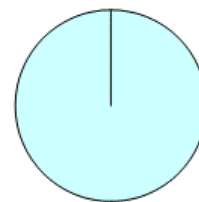
Costs of Bicycle Crashes in Lake County (2021 dollars)						
	Fatal	Serious Injury	Moderate Injury	Minor Injury	Property Damage Only	Total
Medical Care	\$0	\$0	\$0	\$4,272	\$0	\$4,272
Work Loss	\$0	\$0	\$0	\$8,351	\$0	\$8,351
Public Services	\$0	\$0	\$0	\$155	\$0	\$155
Adjudication	\$0	\$0	\$0	\$1,692	\$0	\$1,692
Insurance Administration	\$0	\$0	\$0	\$2,437	\$0	\$2,437
Congestion & Environmental	\$0	\$0	\$0	\$1,258	\$0	\$1,258
Property Damage & Loss	\$0	\$0	\$0	\$238	\$0	\$238
Subtotal (Monetary Cost)	\$0	\$0	\$0	\$18,403	\$0	\$18,403
Quality of Life	\$0	\$0	\$0	\$108,489	\$0	\$108,489
<b>Total (Comprehensive Cost)</b>	<b>\$0</b>	<b>\$0</b>	<b>\$0</b>	<b>\$126,892</b>	<b>\$0</b>	<b>\$126,892</b>

Crash Casualties



Minor Injury  
100%

Crash Costs



Minor Injury  
100%

# Lake County Pedestrian Crashes

Injury Severity	Pedestrian Crash Victims	Pedestrian Victim Costs
Fatal	0	\$0
Serious Injury	0	\$0
Moderate Injury	0	\$0
Minor Injury	0	\$0
Property Damage Only	0	\$0
<b>Total</b>	<b>0</b>	<b>\$0</b>
Average cost of crash casualty	\$0	

Injury Severity	Non-pedestrian Crash Victims	Non-pedestrian Victim Costs
Fatal	0	\$0
Serious Injury	0	\$0
Moderate Injury	0	\$0
Minor Injury	0	\$0
Property Damage Only	0	\$0
<b>Total</b>	<b>0</b>	<b>\$0</b>
Average cost of crash casualty	\$0	

Crash Casualties

No Pedestrian Crashes

Crash Costs

Pedestrian Crash Costs  
= \$0

Pedestrian Victim Costs in Pedestrian Crashes in Lake County (2021 dollars)						
	Fatal	Serious Injury	Moderate Injury	Minor Injury	Property Damage Only	Total
Medical Care	\$0	\$0	\$0	\$0	\$0	\$0
Work Loss	\$0	\$0	\$0	\$0	\$0	\$0
Public Services	\$0	\$0	\$0	\$0	\$0	\$0
Adjudication	\$0	\$0	\$0	\$0	\$0	\$0
Insurance Administration	\$0	\$0	\$0	\$0	\$0	\$0
Congestion & Environmental	\$0	\$0	\$0	\$0	\$0	\$0
Subtotal (Monetary Cost)	\$0	\$0	\$0	\$0	\$0	\$0
Quality of Life	\$0	\$0	\$0	\$0	\$0	\$0
<b>Total (Comprehensive Cost)</b>	<b>\$0</b>	<b>\$0</b>	<b>\$0</b>	<b>\$0</b>	<b>\$0</b>	<b>\$0</b>

Non-pedestrian Victim in Pedestrian Crashes in Lake County (2021 dollars)						
	Fatal	Serious Injury	Moderate Injury	Minor Injury	Property Damage Only	Total
Medical Care	\$0	\$0	\$0	\$0	\$0	\$0
Work Loss	\$0	\$0	\$0	\$0	\$0	\$0
Public Services	\$0	\$0	\$0	\$0	\$0	\$0
Adjudication	\$0	\$0	\$0	\$0	\$0	\$0
Insurance Administration	\$0	\$0	\$0	\$0	\$0	\$0
Congestion & Environmental	\$0	\$0	\$0	\$0	\$0	\$0
Subtotal (Monetary Cost)	\$0	\$0	\$0	\$0	\$0	\$0
Quality of Life	\$0	\$0	\$0	\$0	\$0	\$0
<b>Total (Comprehensive Cost)</b>	<b>\$0</b>	<b>\$0</b>	<b>\$0</b>	<b>\$0</b>	<b>\$0</b>	<b>\$0</b>

Costs of Pedestrian Crashes in Lake County (2021 dollars)						
	Fatal	Serious Injury	Moderate Injury	Minor Injury	Property Damage Only	Total
Medical Care	\$0	\$0	\$0	\$0	\$0	\$0
Work Loss	\$0	\$0	\$0	\$0	\$0	\$0
Public Services	\$0	\$0	\$0	\$0	\$0	\$0
Adjudication	\$0	\$0	\$0	\$0	\$0	\$0
Insurance Administration	\$0	\$0	\$0	\$0	\$0	\$0
Congestion & Environmental	\$0	\$0	\$0	\$0	\$0	\$0
Subtotal (Monetary Cost)	\$0	\$0	\$0	\$0	\$0	\$0
Quality of Life	\$0	\$0	\$0	\$0	\$0	\$0
<b>Total (Comprehensive Cost)</b>	<b>\$0</b>	<b>\$0</b>	<b>\$0</b>	<b>\$0</b>	<b>\$0</b>	<b>\$0</b>



# Lapeer County Traffic Crashes and Crime

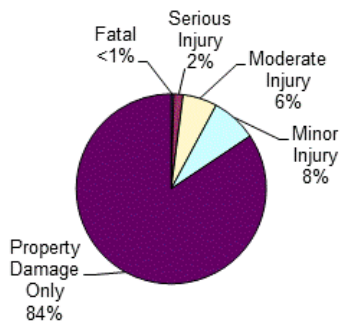
Crash Casualty Severity	Crash Casualties	Crash Costs
Fatal	16	\$166,313,328
Serious Injury	60	\$56,144,640
Moderate Injury	219	\$42,580,827
Minor Injury	292	\$29,401,480
Property Damage Only	3,171	\$28,377,279
<b>Total</b>	<b>3,758</b>	<b>\$322,817,554</b>
Average cost of crash casualty		\$85,901

Index Crime Category	Number of Crimes	Crime Costs
Murder	1	\$9,909,389
Rape	52	\$29,406,156
Aggravated Assault	76	\$3,537,648
Robbery	2	\$92,964
Larceny	317	\$1,357,077
Burglary	79	\$336,619
Motor Vehicle Theft	42	\$432,642
<b>Total</b>	<b>569</b>	<b>\$45,072,495</b>
Average cost of index crime		\$79,214

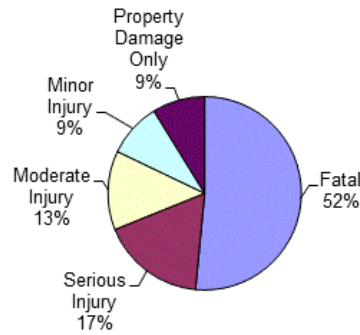
Costs of Crashes in Lapeer County (2021 dollars)						
	Fatal	Serious Injury	Moderate Injury	Minor Injury	Property Damage Only	Total
Medical Care	\$271,360	\$2,404,740	\$1,541,979	\$1,052,952	\$583,464	\$5,854,495
Work Loss	\$20,912,816	\$4,138,800	\$2,882,040	\$1,894,788	\$1,284,255	\$31,112,699
Public Services	\$17,440	\$19,980	\$36,792	\$35,040	\$152,208	\$261,460
Adjudication & Sanctioning	\$2,074,064	\$876,240	\$592,614	\$393,032	\$202,944	\$4,138,894
Insurance Administration	\$548,592	\$748,140	\$846,873	\$664,884	\$1,211,322	\$4,019,811
Congestion & Environmental	\$117,312	\$108,300	\$388,506	\$518,592	\$5,660,235	\$6,792,945
Property Damage & Loss	\$249,728	\$745,920	\$2,037,138	\$2,035,532	\$7,822,857	\$12,891,175
<b>Subtotal (Monetary Cost)</b>	<b>\$24,191,312</b>	<b>\$9,042,120</b>	<b>\$8,325,942</b>	<b>\$6,594,820</b>	<b>\$16,917,285</b>	<b>\$65,071,479</b>
Quality of Life	\$142,122,016	\$47,102,520	\$34,254,885	\$22,806,660	\$11,459,994	\$257,746,075
<b>Total (Comprehensive Cost)</b>	<b>\$166,313,328</b>	<b>\$56,144,640</b>	<b>\$42,580,827</b>	<b>\$29,401,480</b>	<b>\$28,377,279</b>	<b>\$322,817,554</b>

Costs of Index Crimes in Lapeer County (2021 dollars)								
	Murder	Rape	Aggravated Assault	Robbery	Larceny	Burglary	Motor Vehicle Theft	Total
Medical Care	\$12,893	\$175,448	\$160,740	\$3,966	\$0	\$0	\$0	\$353,047
Mental Health	\$12,125	\$342,420	\$31,008	\$398	\$0	\$0	\$0	\$385,951
Work Loss	\$1,160,258	\$370,604	\$172,976	\$9,212	\$9,827	\$3,081	\$4,914	\$1,730,872
Public Services	\$104,785	\$39,572	\$185,364	\$1,584	\$167,059	\$28,598	\$19,110	\$546,072
Adjudication & Sanctioning	\$489,046	\$2,352,376	\$455,620	\$28,994	\$822,615	\$60,909	\$83,580	\$4,293,140
Property Damage & Loss	\$211	\$9,828	\$6,384	\$2,754	\$357,576	\$244,031	\$325,038	\$945,822
<b>Subtotal (Monetary Cost)</b>	<b>\$1,779,318</b>	<b>\$3,290,248</b>	<b>\$1,012,092</b>	<b>\$46,908</b>	<b>\$1,357,077</b>	<b>\$336,619</b>	<b>\$432,642</b>	<b>\$8,254,904</b>
Quality of Life	\$8,130,071	\$26,115,908	\$2,525,556	\$46,056	\$0	\$0	\$0	\$36,817,591
<b>Total (Comprehensive Costs)</b>	<b>\$9,909,389</b>	<b>\$29,406,156</b>	<b>\$3,537,648</b>	<b>\$92,964</b>	<b>\$1,357,077</b>	<b>\$336,619</b>	<b>\$432,642</b>	<b>\$45,072,495</b>

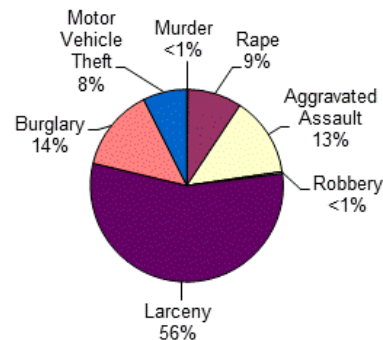
Crash Casualties



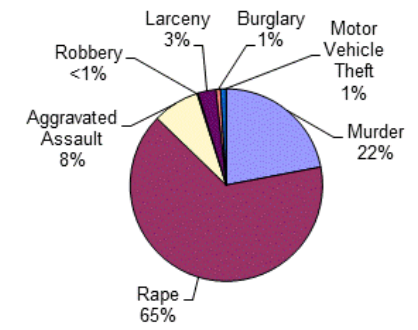
Crash Costs



Index Crimes



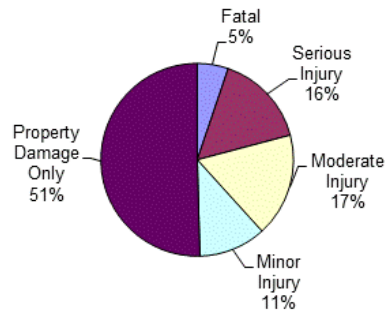
Index Crime Costs



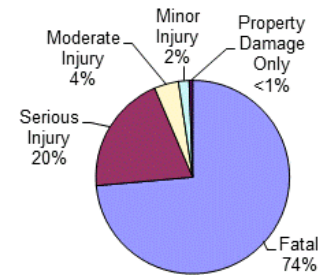
# Lapeer County Alcohol-Involved Crashes

Crash Casualty Severity	Crash Casualties	Crash Costs
Fatal	6	\$69,059,700
Serious Injury	18	\$18,753,732
Moderate Injury	20	\$3,815,809
Minor Injury	13	\$1,664,355
Property Damage Only	58	\$549,492
<b>Total</b>	<b>115</b>	<b>\$93,843,088</b>
Average cost of crash casualty		\$816,027

Crash Casualties



Crash Costs

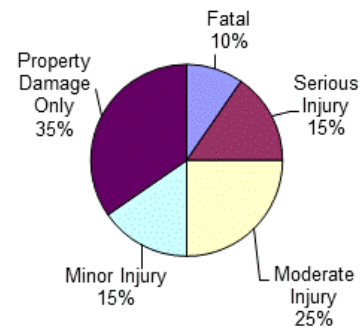


Costs of Alcohol-Involved Crashes in Lapeer County (2021 dollars)						
	Fatal	Serious Injury	Moderate Injury	Minor Injury	Property Damage Only	Total
Medical Care	\$101,760	\$803,592	\$130,920	\$56,108	\$12,180	\$1,104,560
Work Loss	\$9,388,566	\$1,349,982	\$246,780	\$99,411	\$25,346	\$11,110,085
Public Services	\$6,540	\$6,174	\$3,320	\$1,677	\$2,842	\$20,553
Adjudication & Sanctioning	\$777,774	\$298,800	\$54,980	\$22,165	\$4,756	\$1,158,475
Insurance Administration	\$205,722	\$246,978	\$86,920	\$38,766	\$25,230	\$603,616
Congestion & Environmental	\$43,992	\$32,526	\$23,049	\$102,834	\$103,530	\$305,931
Property Damage & Loss	\$93,648	\$226,800	\$188,120	\$101,322	\$147,900	\$757,790
<b>Subtotal (Monetary Cost)</b>	<b>\$10,618,002</b>	<b>\$2,964,852</b>	<b>\$734,089</b>	<b>\$422,283</b>	<b>\$321,784</b>	<b>\$15,061,010</b>
Quality of Life	\$58,441,698	\$15,788,880	\$3,081,720	\$1,242,072	\$227,708	\$78,782,078
<b>Total (Comprehensive Cost)</b>	<b>\$69,059,700</b>	<b>\$18,753,732</b>	<b>\$3,815,809</b>	<b>\$1,664,355</b>	<b>\$549,492</b>	<b>\$93,843,088</b>

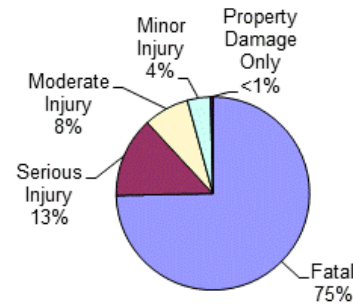
# Lapeer County Drug-Involved Crashes

Crash Casualty Severity	Crash Casualties	Crash Costs
Fatal	5	\$57,549,750
Serious Injury	8	\$10,382,576
Moderate Injury	13	\$5,860,231
Minor Injury	8	\$3,001,896
Property Damage Only	18	\$285,786
<b>Total</b>	<b>52</b>	<b>\$77,080,239</b>
Average cost of crash casualty	\$1,482,312	

Crash Casualties



Crash Costs

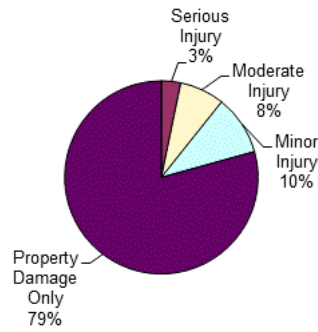


Costs of Drug-Involved Crashes in Lapeer County (2021 dollars)						
	Fatal	Serious Injury	Moderate Injury	Minor Injury	Property Damage Only	Total
Medical Care	\$84,800	\$434,128	\$214,188	\$109,272	\$7,506	\$849,894
Work Loss	\$7,823,805	\$739,672	\$409,578	\$205,024	\$15,516	\$9,193,595
Public Services	\$5,450	\$3,104	\$2,925	\$1,552	\$954	\$13,985
Adjudication & Sanctioning	\$648,145	\$161,832	\$87,724	\$44,312	\$3,168	\$945,181
Insurance Administration	\$171,435	\$135,536	\$101,062	\$51,896	\$10,134	\$470,063
Congestion & Environmental	\$36,660	\$14,528	\$23,192	\$14,280	\$32,130	\$120,790
Property Damage & Loss	\$78,040	\$108,864	\$138,125	\$73,616	\$48,906	\$447,551
<b>Subtotal (Monetary Cost)</b>	<b>\$8,848,335</b>	<b>\$1,597,664</b>	<b>\$976,794</b>	<b>\$499,952</b>	<b>\$118,314</b>	<b>\$12,041,059</b>
Quality of Life	\$48,701,415	\$8,784,912	\$4,883,437	\$2,501,944	\$167,472	\$65,039,180
<b>Total (Comprehensive Cost)</b>	<b>\$57,549,750</b>	<b>\$10,382,576</b>	<b>\$5,860,231</b>	<b>\$3,001,896</b>	<b>\$285,786</b>	<b>\$77,080,239</b>

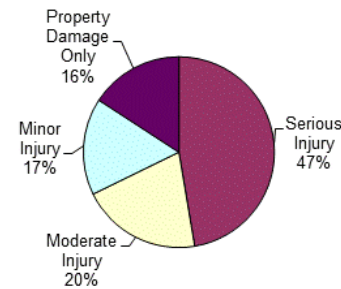
# Lapeer County Young Driver Crashes (<21)

Crash Casualty Severity	Crash Casualties	Crash Costs
Fatal	0	\$0
Serious Injury	22	\$16,526,994
Moderate Injury	51	\$7,118,631
Minor Injury	68	\$5,737,432
Property Damage Only	540	\$5,518,260
<b>Total</b>	<b>681</b>	<b>\$34,901,317</b>
Average cost of crash casualty		\$51,250

Crash Casualties



Crash Costs

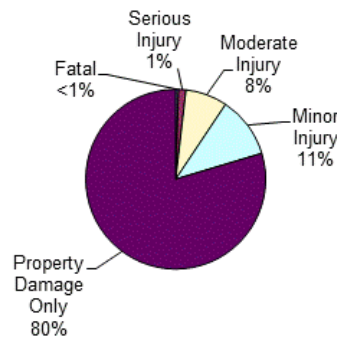


Costs of Young Driver Crashes in Lapeer County (2021 dollars)						
	Fatal	Serious Injury	Moderate Injury	Minor Injury	Property Damage Only	Total
Medical Care	\$0	\$697,312	\$245,208	\$213,044	\$126,360	\$1,281,924
Work Loss	\$0	\$1,188,154	\$470,934	\$376,108	\$255,960	\$2,291,156
Public Services	\$0	\$6,512	\$8,109	\$8,228	\$27,540	\$50,389
Adjudication	\$0	\$252,538	\$96,033	\$78,608	\$43,200	\$470,379
Insurance Administration	\$0	\$226,776	\$162,282	\$142,188	\$231,660	\$762,906
Congestion & Environmental	\$0	\$39,578	\$90,423	\$120,564	\$963,900	\$1,214,465
Property Damage & Loss	\$0	\$256,762	\$462,927	\$492,728	\$1,439,640	\$2,652,057
<b>Subtotal (Monetary Cost)</b>	<b>\$0</b>	<b>\$2,667,632</b>	<b>\$1,535,916</b>	<b>\$1,431,468</b>	<b>\$3,088,260</b>	<b>\$8,723,276</b>
Quality of Life	\$0	\$13,859,362	\$5,582,715	\$4,305,964	\$2,430,000	\$26,178,041
<b>Total (Comprehensive Cost)</b>	<b>\$0</b>	<b>\$16,526,994</b>	<b>\$7,118,631</b>	<b>\$5,737,432</b>	<b>\$5,518,260</b>	<b>\$34,901,317</b>

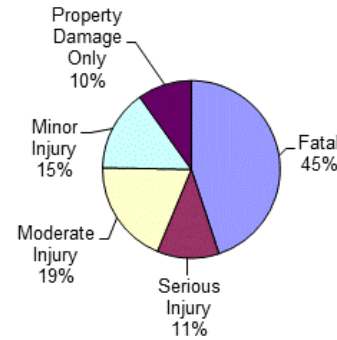
# Lapeer County Older Driver Crashes (65+)

Crash Casualty Severity	Crash Casualties	Crash Costs
Fatal	3	\$31,183,749
Serious Injury	8	\$7,849,744
Moderate Injury	45	\$13,199,580
Minor Injury	66	\$10,293,162
Property Damage Only	477	\$6,852,105
<b>Total</b>	<b>599</b>	<b>\$69,378,340</b>
Average cost of crash casualty	\$115,824	

Crash Casualties



Crash Costs



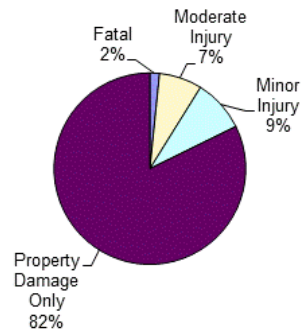
**Costs of Older Driver Crashes in Lapeer County (2021 dollars)**

	Fatal	Serious Injury	Moderate Injury	Minor Injury	Property Damage Only	Total
Medical Care	\$50,880	\$328,560	\$476,820	\$370,326	\$186,507	\$1,413,093
Work Loss	\$3,921,153	\$568,872	\$907,920	\$690,228	\$350,595	\$6,438,768
Public Services	\$3,270	\$2,712	\$8,550	\$9,174	\$25,758	\$49,464
Adjudication	\$388,887	\$120,128	\$185,400	\$141,702	\$64,872	\$900,989
Insurance Administration	\$102,861	\$106,240	\$234,225	\$204,864	\$245,178	\$893,368
Congestion & Environmental	\$21,996	\$14,440	\$80,100	\$117,282	\$850,968	\$1,084,786
Property Damage & Loss	\$46,824	\$104,120	\$433,935	\$504,504	\$1,369,944	\$2,459,327
<b>Subtotal (Monetary Cost)</b>	<b>\$4,535,871</b>	<b>\$1,245,072</b>	<b>\$2,326,950</b>	<b>\$2,038,080</b>	<b>\$3,093,822</b>	<b>\$13,239,795</b>
Quality of Life	\$26,647,878	\$6,604,672	\$10,872,630	\$8,255,082	\$3,758,283	\$56,138,545
<b>Total (Comprehensive Cost)</b>	<b>\$31,183,749</b>	<b>\$7,849,744</b>	<b>\$13,199,580</b>	<b>\$10,293,162</b>	<b>\$6,852,105</b>	<b>\$69,378,340</b>

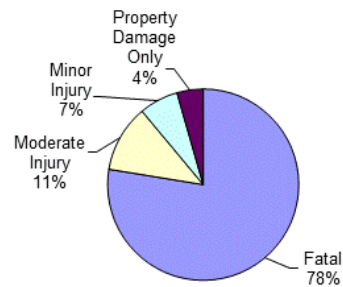
# Lapeer County Medium/Large Truck Crashes

Crash Casualty Severity	Crash Casualties	Crash Costs
Fatal	2	\$20,864,934
Serious Injury	0	\$0
Moderate Injury	9	\$3,057,696
Minor Injury	11	\$1,781,824
Property Damage Only	102	\$1,192,890
<b>Total</b>	<b>124</b>	<b>\$26,897,344</b>
Average cost of crash casualty		\$216,914

Crash Casualties



Crash Costs



Costs of Medium/Large Truck Crashes in Lapeer County (2021 dollars)						
	Fatal	Serious Injury	Moderate Injury	Minor Injury	Property Damage Only	Total
Medical Care	\$64,676	\$0	\$155,385	\$87,087	\$37,026	\$344,174
Work Loss	\$2,614,102	\$0	\$480,402	\$251,152	\$297,126	\$3,642,782
Public Services	\$2,192	\$0	\$1,575	\$2,112	\$4,794	\$10,673
Adjudication	\$283,740	\$0	\$25,506	\$16,522	\$16,218	\$341,986
Insurance Administration	\$68,080	\$0	\$32,850	\$24,530	\$55,896	\$181,356
Congestion & Environmental	\$15,166	\$0	\$16,515	\$20,207	\$188,394	\$240,282
Property Damage & Loss	\$51,726	\$0	\$73,917	\$68,805	\$293,760	\$488,208
<b>Subtotal (Monetary Cost)</b>	<b>\$3,099,682</b>	<b>\$0</b>	<b>\$786,150</b>	<b>\$470,415</b>	<b>\$893,214</b>	<b>\$5,249,461</b>
Quality of Life	\$17,765,252	\$0	\$2,271,546	\$1,311,409	\$299,676	\$21,647,883
<b>Total (Comprehensive Cost)</b>	<b>\$20,864,934</b>	<b>\$0</b>	<b>\$3,057,696</b>	<b>\$1,781,824</b>	<b>\$1,192,890</b>	<b>\$26,897,344</b>

# Lapeer County Motorcycle Crashes

Injury Severity	Motorcyclist Crash Victims	Motorcyclist Victim Costs
Fatal	5	\$53,645,340
Serious Injury	11	\$10,686,181
Moderate Injury	8	\$2,130,432
Minor Injury	7	\$1,635,333
Property Damage Only	3	\$150,786
<b>Total</b>	<b>34</b>	<b>\$68,248,072</b>
Average cost of crash casualty		\$2,007,296

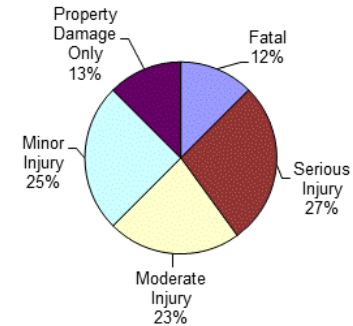
Injury Severity	Non-motorcyclist Crash Victims	Non-motorcyclist Victim Costs
Fatal	0	\$0
Serious Injury	0	\$0
Moderate Injury	1	\$194,433
Minor Injury	3	\$302,070
Property Damage Only	2	\$11,874
<b>Total</b>	<b>6</b>	<b>\$508,377</b>
Average cost of crash casualty		\$84,730

Motorcyclist Victim Costs in Motorcycle Crashes in Lapeer County (2021 dollars)						
	Fatal	Serious Injury	Moderate Injury	Minor Injury	Property Damage Only	Total
Medical Care	\$98,400	\$445,302	\$75,912	\$58,170	\$4,662	\$682,446
Work Loss	\$7,389,385	\$806,069	\$153,456	\$117,607	\$9,543	\$8,476,060
Public Services	\$5,450	\$3,729	\$1,544	\$1,295	\$255	\$12,273
Adjudication	\$648,145	\$167,926	\$30,840	\$23,646	\$1,899	\$872,456
Insurance Administration	\$162,440	\$141,757	\$39,144	\$31,031	\$4,182	\$378,554
Congestion & Environmental	\$36,660	\$15,048	\$10,624	\$9,296	\$3,993	\$75,621
Property Damage & Loss	\$111,515	\$131,428	\$76,224	\$64,876	\$17,073	\$401,116
<b>Subtotal (Monetary Cost)</b>	<b>\$8,451,995</b>	<b>\$1,711,259</b>	<b>\$387,744</b>	<b>\$305,921</b>	<b>\$41,607</b>	<b>\$10,898,526</b>
Quality of Life	\$45,193,345	\$8,974,922	\$1,742,688	\$1,329,412	\$109,179	\$57,349,546
<b>Total (Comprehensive Cost)</b>	<b>\$53,645,340</b>	<b>\$10,686,181</b>	<b>\$2,130,432</b>	<b>\$1,635,333</b>	<b>\$150,786</b>	<b>\$68,248,072</b>

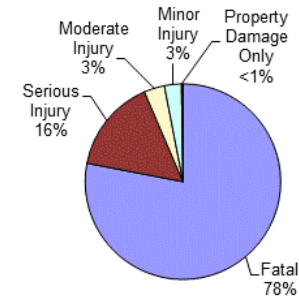
Non-motorcyclist Victim Costs in Motorcycle Crashes in Lapeer County (2021 dollars)						
	Fatal	Serious Injury	Moderate Injury	Minor Injury	Property Damage Only	Total
Medical Care	\$0	\$0	\$7,041	\$10,818	\$0	\$17,859
Work Loss	\$0	\$0	\$13,160	\$19,467	\$246	\$32,873
Public Services	\$0	\$0	\$168	\$360	\$50	\$578
Adjudication	\$0	\$0	\$2,706	\$4,038	\$0	\$6,744
Insurance Administration	\$0	\$0	\$3,867	\$6,831	\$868	\$11,566
Congestion & Environmental	\$0	\$0	\$1,774	\$5,328	\$3,574	\$10,676
Property Damage & Loss	\$0	\$0	\$9,302	\$20,913	\$7,136	\$37,351
<b>Subtotal (Monetary Cost)</b>	<b>\$0</b>	<b>\$0</b>	<b>\$38,018</b>	<b>\$67,755</b>	<b>\$11,874</b>	<b>\$117,647</b>
Quality of Life	\$0	\$0	\$156,415	\$234,315	\$0	\$390,730
<b>Total (Comprehensive Cost)</b>	<b>\$0</b>	<b>\$0</b>	<b>\$194,433</b>	<b>\$302,070</b>	<b>\$11,874</b>	<b>\$508,377</b>

Costs of Motorcycle Crashes in Lapeer County (2021 dollars)						
	Fatal	Serious Injury	Moderate Injury	Minor Injury	Property Damage Only	Total
Medical Care	\$98,400	\$445,302	\$82,953	\$68,988	\$4,662	\$700,305
Work Loss	\$7,389,385	\$806,069	\$166,616	\$137,074	\$9,789	\$8,508,933
Public Services	\$5,450	\$3,729	\$1,712	\$1,655	\$305	\$12,851
Adjudication	\$648,145	\$167,926	\$33,546	\$27,684	\$1,899	\$879,200
Insurance Administration	\$162,440	\$141,757	\$43,011	\$37,862	\$5,050	\$390,120
Congestion & Environmental	\$36,660	\$15,048	\$12,398	\$14,624	\$7,567	\$86,297
Property Damage & Loss	\$111,515	\$131,428	\$85,526	\$85,789	\$24,209	\$438,467
<b>Subtotal (Monetary Cost)</b>	<b>\$8,451,995</b>	<b>\$1,711,259</b>	<b>\$425,762</b>	<b>\$373,676</b>	<b>\$53,481</b>	<b>\$11,016,173</b>
Quality of Life	\$45,193,345	\$8,974,922	\$1,899,103	\$1,563,727	\$109,179	\$57,740,276
<b>Total (Comprehensive Cost)</b>	<b>\$53,645,340</b>	<b>\$10,686,181</b>	<b>\$2,324,865</b>	<b>\$1,937,403</b>	<b>\$162,660</b>	<b>\$68,756,449</b>

Crash Casualties



Crash Costs



# Lapeer County Bicycle Crashes

Injury Severity	Bicyclist Crash Victims	Bicyclist Victim Costs
Fatal	1	\$9,720,902
Serious Injury	0	\$0
Moderate Injury	4	\$792,184
Minor Injury	0	\$0
Property Damage Only	0	\$0
<b>Total</b>	<b>5</b>	<b>\$10,513,086</b>
Average cost of crash casualty	\$2,102,617	

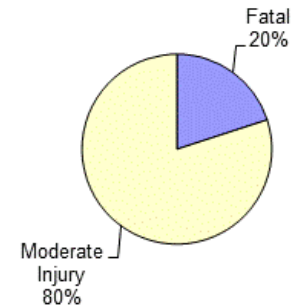
Injury Severity	Non-bicyclist Crash Victims	Non-bicyclist Victim Costs
Fatal	0	\$0
Serious Injury	0	\$0
Moderate Injury	0	\$0
Minor Injury	0	\$0
Property Damage Only	0	\$0
<b>Total</b>	<b>0</b>	<b>\$0</b>
Average cost of crash casualty	\$0	

Bicyclist Victim Costs in Bicycle Crashes in Lapeer County (2021 dollars)						
	Fatal	Serious Injury	Moderate Injury	Minor Injury	Property Damage Only	Total
Medical Care	\$25,971	\$0	\$27,596	\$0	\$0	\$53,567
Work Loss	\$1,189,275	\$0	\$56,940	\$0	\$0	\$1,246,215
Public Services	\$1,090	\$0	\$720	\$0	\$0	\$1,810
Adjudication	\$235,689	\$0	\$11,328	\$0	\$0	\$247,017
Insurance Administration	\$48,594	\$0	\$15,696	\$0	\$0	\$64,290
Congestion & Environmental	\$7,332	\$0	\$5,264	\$0	\$0	\$12,596
Property Damage & Loss	\$250	\$0	\$992	\$0	\$0	\$1,242
Subtotal (Monetary Cost)	\$1,508,201	\$0	\$118,536	\$0	\$0	\$1,626,737
Quality of Life	\$8,212,701	\$0	\$673,648	\$0	\$0	\$8,886,349
<b>Total (Comprehensive Cost)</b>	<b>\$9,720,902</b>	<b>\$0</b>	<b>\$792,184</b>	<b>\$0</b>	<b>\$0</b>	<b>\$10,513,086</b>

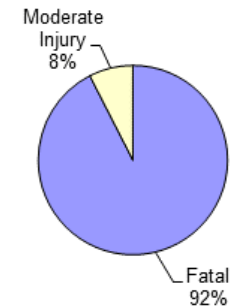
Non-bicyclist Victim Costs in Bicycle Crashes in Lapeer County (2021 dollars)						
	Fatal	Serious Injury	Moderate Injury	Minor Injury	Property Damage Only	Total
Medical Care	\$0	\$0	\$0	\$0	\$0	\$0
Work Loss	\$0	\$0	\$0	\$0	\$0	\$0
Public Services	\$0	\$0	\$0	\$0	\$0	\$0
Adjudication	\$0	\$0	\$0	\$0	\$0	\$0
Insurance Administration	\$0	\$0	\$0	\$0	\$0	\$0
Congestion & Environmental	\$0	\$0	\$0	\$0	\$0	\$0
Property Damage & Loss	\$0	\$0	\$0	\$0	\$0	\$0
Subtotal (Monetary Cost)	\$0	\$0	\$0	\$0	\$0	\$0
Quality of Life	\$0	\$0	\$0	\$0	\$0	\$0
<b>Total (Comprehensive Cost)</b>	<b>\$0</b>	<b>\$0</b>	<b>\$0</b>	<b>\$0</b>	<b>\$0</b>	<b>\$0</b>

Costs of Bicycle Crashes in Lapeer County (2021 dollars)						
	Fatal	Serious Injury	Moderate Injury	Minor Injury	Property Damage Only	Total
Medical Care	\$25,971	\$0	\$27,596	\$0	\$0	\$53,567
Work Loss	\$1,189,275	\$0	\$56,940	\$0	\$0	\$1,246,215
Public Services	\$1,090	\$0	\$720	\$0	\$0	\$1,810
Adjudication	\$235,689	\$0	\$11,328	\$0	\$0	\$247,017
Insurance Administration	\$48,594	\$0	\$15,696	\$0	\$0	\$64,290
Congestion & Environmental	\$7,332	\$0	\$5,264	\$0	\$0	\$12,596
Property Damage & Loss	\$250	\$0	\$992	\$0	\$0	\$1,242
Subtotal (Monetary Cost)	\$1,508,201	\$0	\$118,536	\$0	\$0	\$1,626,737
Quality of Life	\$8,212,701	\$0	\$673,648	\$0	\$0	\$8,886,349
<b>Total (Comprehensive Cost)</b>	<b>\$9,720,902</b>	<b>\$0</b>	<b>\$792,184</b>	<b>\$0</b>	<b>\$0</b>	<b>\$10,513,086</b>

Crash Casualties



Crash Costs





# Lapeer County Pedestrian Crashes

Injury Severity	Pedestrian Crash Victims	Pedestrian Victim Costs
Fatal	2	\$19,468,702
Serious Injury	2	\$2,127,598
Moderate Injury	2	\$493,220
Minor Injury	1	\$155,602
Property Damage Only	0	\$0
<b>Total</b>	<b>7</b>	<b>\$22,245,122</b>
Average cost of crash casualty	\$3,177,875	

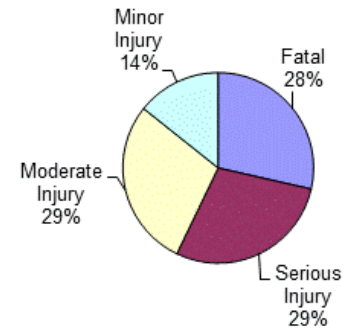
Injury Severity	Non-pedestrian Crash Victims	Non-pedestrian Victim Costs
Fatal	0	\$0
Serious Injury	0	\$0
Moderate Injury	0	\$0
Minor Injury	0	\$0
Property Damage Only	0	\$0
<b>Total</b>	<b>0</b>	<b>\$0</b>
Average cost of crash casualty	\$0	

Pedestrian Victim Costs in Pedestrian Crashes in Lapeer County (2021 dollars)						
	Fatal	Serious Injury	Moderate Injury	Minor Injury	Property Damage Only	Total
Medical Care	\$45,214	\$96,594	\$18,266	\$5,464	\$0	\$165,538
Work Loss	\$2,374,362	\$155,850	\$31,064	\$8,950	\$0	\$2,570,226
Public Services	\$2,180	\$676	\$360	\$155	\$0	\$3,371
Adjudication	\$259,258	\$33,866	\$6,624	\$1,934	\$0	\$301,682
Insurance Administration	\$97,188	\$38,896	\$9,028	\$2,729	\$0	\$147,841
Congestion & Environmental	\$14,664	\$2,752	\$2,632	\$1,258	\$0	\$21,306
Subtotal (Monetary Cost)	\$2,792,866	\$328,634	\$67,974	\$20,490	\$0	\$3,209,964
Quality of Life	\$16,675,836	\$1,798,964	\$425,246	\$135,112	\$0	\$19,035,158
<b>Total (Comprehensive Cost)</b>	<b>\$19,468,702</b>	<b>\$2,127,598</b>	<b>\$493,220</b>	<b>\$155,602</b>	<b>\$0</b>	<b>\$22,245,122</b>

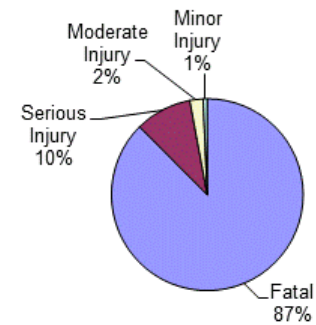
Non-pedestrian Victim in Pedestrian Crashes in Lapeer County (2021 dollars)						
	Fatal	Serious Injury	Moderate Injury	Minor Injury	Property Damage Only	Total
Medical Care	\$0	\$0	\$0	\$0	\$0	\$0
Work Loss	\$0	\$0	\$0	\$0	\$0	\$0
Public Services	\$0	\$0	\$0	\$0	\$0	\$0
Adjudication	\$0	\$0	\$0	\$0	\$0	\$0
Insurance Administration	\$0	\$0	\$0	\$0	\$0	\$0
Congestion & Environmental	\$0	\$0	\$0	\$0	\$0	\$0
Subtotal (Monetary Cost)	\$0	\$0	\$0	\$0	\$0	\$0
Quality of Life	\$0	\$0	\$0	\$0	\$0	\$0
<b>Total (Comprehensive Cost)</b>	<b>\$0</b>	<b>\$0</b>	<b>\$0</b>	<b>\$0</b>	<b>\$0</b>	<b>\$0</b>

Costs of Pedestrian Crashes in Lapeer County (2021 dollars)						
	Fatal	Serious Injury	Moderate Injury	Minor Injury	Property Damage Only	Total
Medical Care	\$45,214	\$96,594	\$18,266	\$5,464	\$0	\$165,538
Work Loss	\$2,374,362	\$155,850	\$31,064	\$8,950	\$0	\$2,570,226
Public Services	\$2,180	\$676	\$360	\$155	\$0	\$3,371
Adjudication	\$259,258	\$33,866	\$6,624	\$1,934	\$0	\$301,682
Insurance Administration	\$97,188	\$38,896	\$9,028	\$2,729	\$0	\$147,841
Congestion & Environmental	\$14,664	\$2,752	\$2,632	\$1,258	\$0	\$21,306
Subtotal (Monetary Cost)	\$2,792,866	\$328,634	\$67,974	\$20,490	\$0	\$3,209,964
Quality of Life	\$16,675,836	\$1,798,964	\$425,246	\$135,112	\$0	\$19,035,158
<b>Total (Comprehensive Cost)</b>	<b>\$19,468,702</b>	<b>\$2,127,598</b>	<b>\$493,220</b>	<b>\$155,602</b>	<b>\$0</b>	<b>\$22,245,122</b>

Crash Casualties



Crash Costs



# Leelanau County Traffic Crashes and Crime

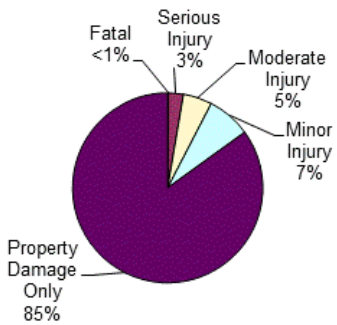
Crash Casualty Severity	Crash Casualties	Crash Costs
Fatal	1	\$10,394,583
Serious Injury	19	\$17,779,136
Moderate Injury	37	\$7,194,021
Minor Injury	56	\$5,638,640
Property Damage Only	639	\$5,718,411
<b>Total</b>	<b>752</b>	<b>\$46,724,791</b>
Average cost of crash casualty		\$62,134

Index Crime Category	Number of Crimes	Crime Costs
Murder	0	\$0
Rape	6	\$3,393,018
Aggravated Assault	17	\$791,316
Robbery	0	\$0
Larceny	41	\$175,521
Burglary	12	\$51,132
Motor Vehicle Theft	5	\$51,505
<b>Total</b>	<b>81</b>	<b>\$4,462,492</b>
Average cost of index crime		\$55,092

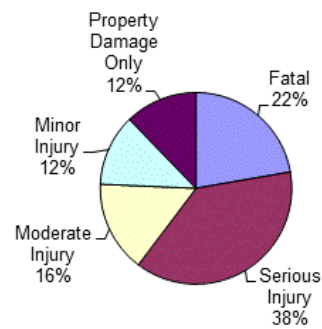
Costs of Crashes in Leelanau County (2021 dollars)						
	Fatal	Serious Injury	Moderate Injury	Minor Injury	Property Damage Only	Total
Medical Care	\$16,960	\$761,501	\$260,517	\$201,936	\$117,576	\$1,358,490
Work Loss	\$1,307,051	\$1,310,620	\$486,920	\$363,384	\$258,795	\$3,726,770
Public Services	\$1,090	\$6,327	\$6,216	\$6,720	\$30,672	\$51,025
Adjudication & Sanctioning	\$129,629	\$277,476	\$100,122	\$75,376	\$40,896	\$623,499
Insurance Administration	\$34,287	\$236,911	\$143,079	\$127,512	\$244,098	\$785,887
Congestion & Environmental	\$7,332	\$34,295	\$65,638	\$99,456	\$1,140,615	\$1,347,336
Property Damage & Loss	\$15,608	\$236,208	\$344,174	\$390,376	\$1,576,413	\$2,562,779
<b>Subtotal (Monetary Cost)</b>	<b>\$1,511,957</b>	<b>\$2,863,338</b>	<b>\$1,406,666</b>	<b>\$1,264,760</b>	<b>\$3,409,065</b>	<b>\$10,455,786</b>
Quality of Life	\$8,882,626	\$14,915,798	\$5,787,355	\$4,373,880	\$2,309,346	\$36,269,005
<b>Total (Comprehensive Cost)</b>	<b>\$10,394,583</b>	<b>\$17,779,136</b>	<b>\$7,194,021</b>	<b>\$5,638,640</b>	<b>\$5,718,411</b>	<b>\$46,724,791</b>

Costs of Index Crimes in Leelanau County (2021 dollars)								
	Murder	Rape	Aggravated Assault	Robbery	Larceny	Burglary	Motor Vehicle Theft	Total
Medical Care	\$0	\$20,244	\$35,955	\$0	\$0	\$0	\$0	\$56,199
Mental Health	\$0	\$39,510	\$6,936	\$0	\$0	\$0	\$0	\$46,446
Work Loss	\$0	\$42,762	\$38,692	\$0	\$1,271	\$468	\$585	\$83,778
Public Services	\$0	\$4,566	\$41,463	\$0	\$21,607	\$4,344	\$2,275	\$74,255
Adjudication & Sanctioning	\$0	\$271,428	\$101,915	\$0	\$106,395	\$9,252	\$9,950	\$498,940
Property Damage & Loss	\$0	\$1,134	\$1,428	\$0	\$46,248	\$37,068	\$38,695	\$124,573
<b>Subtotal (Monetary Cost)</b>	<b>\$0</b>	<b>\$379,644</b>	<b>\$226,389</b>	<b>\$0</b>	<b>\$175,521</b>	<b>\$51,132</b>	<b>\$51,505</b>	<b>\$884,191</b>
Quality of Life	\$0	\$3,013,374	\$564,927	\$0	\$0	\$0	\$0	\$3,578,301
<b>Total (Comprehensive Costs)</b>	<b>\$0</b>	<b>\$3,393,018</b>	<b>\$791,316</b>	<b>\$0</b>	<b>\$175,521</b>	<b>\$51,132</b>	<b>\$51,505</b>	<b>\$4,462,492</b>

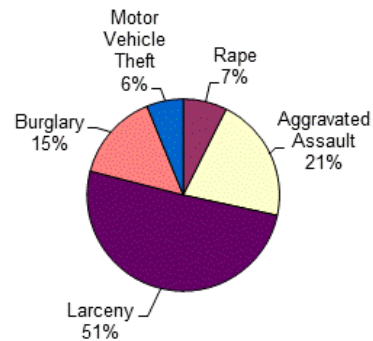
Crash Casualties



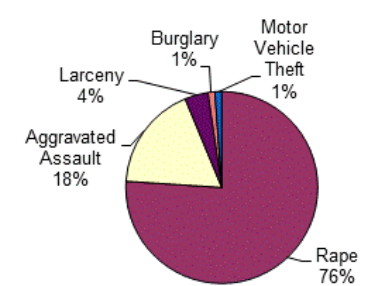
Crash Costs



Index Crimes



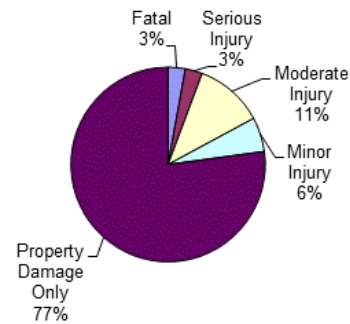
Index Crime Costs



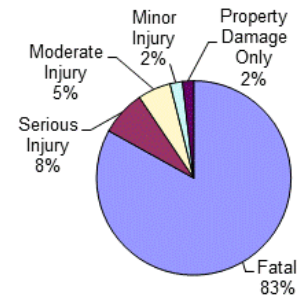
# Leelanau County Alcohol-Involved Crashes

Crash Casualty Severity	Crash Casualties	Crash Costs
Fatal	1	\$11,509,950
Serious Injury	1	\$1,041,874
Moderate Injury	4	\$762,098
Minor Injury	2	\$288,105
Property Damage Only	27	\$255,798
<b>Total</b>	<b>35</b>	<b>\$13,857,825</b>
Average cost of crash casualty		\$395,938

Crash Casualties



Crash Costs

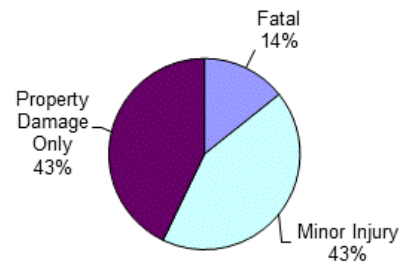


Costs of Alcohol-Involved Crashes in Leelanau County (2021 dollars)						
	Fatal	Serious Injury	Moderate Injury	Minor Injury	Property Damage Only	Total
Medical Care	\$16,960	\$44,644	\$26,184	\$8,632	\$5,670	\$102,090
Work Loss	\$1,564,761	\$74,999	\$49,356	\$15,294	\$11,799	\$1,716,209
Public Services	\$1,090	\$343	\$664	\$258	\$1,323	\$3,678
Adjudication & Sanctioning	\$129,629	\$16,600	\$10,996	\$3,410	\$2,214	\$162,849
Insurance Administration	\$34,287	\$13,721	\$17,384	\$5,964	\$11,745	\$83,101
Congestion & Environmental	\$7,332	\$1,807	\$3,546	\$47,871	\$48,195	\$108,751
Property Damage & Loss	\$15,608	\$12,600	\$37,624	\$15,588	\$68,850	\$150,270
<b>Subtotal (Monetary Cost)</b>	<b>\$1,769,667</b>	<b>\$164,714</b>	<b>\$145,754</b>	<b>\$97,017</b>	<b>\$149,796</b>	<b>\$2,326,948</b>
Quality of Life	\$9,740,283	\$877,160	\$616,344	\$191,088	\$106,002	\$11,530,877
<b>Total (Comprehensive Cost)</b>	<b>\$11,509,950</b>	<b>\$1,041,874</b>	<b>\$762,098</b>	<b>\$288,105</b>	<b>\$255,798</b>	<b>\$13,857,825</b>

# Leelanau County Drug-Involved Crashes

Crash Casualty Severity	Crash Casualties	Crash Costs
Fatal	1	\$11,509,950
Serious Injury	0	\$0
Moderate Injury	0	\$0
Minor Injury	3	\$1,125,711
Property Damage Only	3	\$47,631
<b>Total</b>	<b>7</b>	<b>\$12,683,292</b>
Average cost of crash casualty	\$1,811,899	

Crash Casualties



Crash Costs

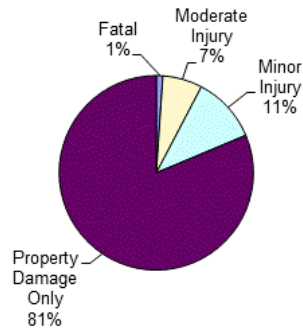


Costs of Drug-Involved Crashes in Leelanau County (2021 dollars)						
	Fatal	Serious Injury	Moderate Injury	Minor Injury	Property Damage Only	Total
Medical Care	\$16,960	\$0	\$0	\$40,977	\$1,251	\$59,188
Work Loss	\$1,564,761	\$0	\$0	\$76,884	\$2,586	\$1,644,231
Public Services	\$1,090	\$0	\$0	\$582	\$159	\$1,831
Adjudication & Sanctioning	\$129,629	\$0	\$0	\$16,617	\$528	\$146,774
Insurance Administration	\$34,287	\$0	\$0	\$19,461	\$1,689	\$55,437
Congestion & Environmental	\$7,332	\$0	\$0	\$5,355	\$5,355	\$18,042
Property Damage & Loss	\$15,608	\$0	\$0	\$27,606	\$8,151	\$51,365
<b>Subtotal (Monetary Cost)</b>	<b>\$1,769,667</b>	<b>\$0</b>	<b>\$0</b>	<b>\$187,482</b>	<b>\$19,719</b>	<b>\$1,976,868</b>
Quality of Life	\$9,740,283	\$0	\$0	\$938,229	\$27,912	\$10,706,424
<b>Total (Comprehensive Cost)</b>	<b>\$11,509,950</b>	<b>\$0</b>	<b>\$0</b>	<b>\$1,125,711</b>	<b>\$47,631</b>	<b>\$12,683,292</b>

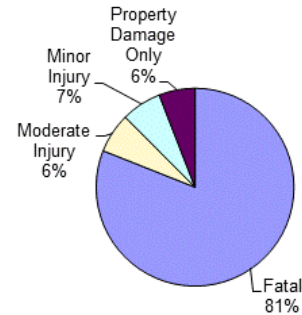
# Leelanau County Young Driver Crashes (<21)

Crash Casualty Severity	Crash Casualties	Crash Costs
Fatal	1	\$10,394,583
Serious Injury	0	\$0
Moderate Injury	6	\$837,486
Minor Injury	10	\$843,740
Property Damage Only	74	\$756,206
<b>Total</b>	<b>91</b>	<b>\$12,832,015</b>
Average cost of crash casualty		\$141,011

Crash Casualties



Crash Costs

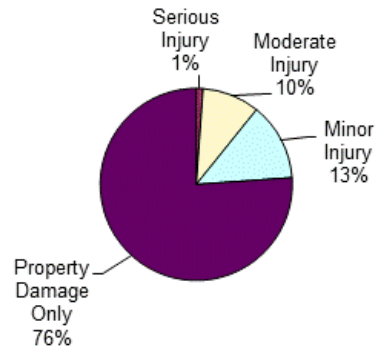


Costs of Young Driver Crashes in Leelanau County (2021 dollars)						
	Fatal	Serious Injury	Moderate Injury	Minor Injury	Property Damage Only	Total
Medical Care	\$16,960	\$0	\$28,848	\$31,330	\$17,316	\$94,454
Work Loss	\$1,307,051	\$0	\$55,404	\$55,310	\$35,076	\$1,452,841
Public Services	\$1,090	\$0	\$954	\$1,210	\$3,774	\$7,028
Adjudication	\$129,629	\$0	\$11,298	\$11,560	\$5,920	\$158,407
Insurance Administration	\$34,287	\$0	\$19,092	\$20,910	\$31,746	\$106,035
Congestion & Environmental	\$7,332	\$0	\$10,638	\$17,730	\$132,090	\$167,790
Property Damage & Loss	\$15,608	\$0	\$54,462	\$72,460	\$197,284	\$339,814
<b>Subtotal (Monetary Cost)</b>	<b>\$1,511,957</b>	<b>\$0</b>	<b>\$180,696</b>	<b>\$210,510</b>	<b>\$423,206</b>	<b>\$2,326,369</b>
Quality of Life	\$8,882,626	\$0	\$656,790	\$633,230	\$333,000	\$10,505,646
<b>Total (Comprehensive Cost)</b>	<b>\$10,394,583</b>	<b>\$0</b>	<b>\$837,486</b>	<b>\$843,740</b>	<b>\$756,206</b>	<b>\$12,832,015</b>

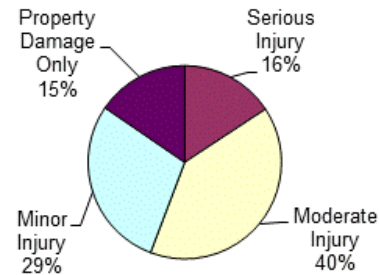
# Leelanau County Older Driver Crashes (65+)

Crash Casualty Severity	Crash Casualties	Crash Costs
Fatal	0	\$0
Serious Injury	2	\$1,962,436
Moderate Injury	17	\$4,986,508
Minor Injury	23	\$3,587,011
Property Damage Only	134	\$1,924,910
<b>Total</b>	<b>176</b>	<b>\$12,460,865</b>
Average cost of crash casualty	\$70,800	

Crash Casualties



Crash Costs



Costs of Older Driver Crashes in Leelanau County (2021 dollars)						
	Fatal	Serious Injury	Moderate Injury	Minor Injury	Property Damage Only	Total
Medical Care	\$0	\$82,140	\$180,132	\$129,053	\$52,394	\$443,719
Work Loss	\$0	\$142,218	\$342,992	\$240,534	\$98,490	\$824,234
Public Services	\$0	\$678	\$3,230	\$3,197	\$7,236	\$14,341
Adjudication	\$0	\$30,032	\$70,040	\$49,381	\$18,224	\$167,677
Insurance Administration	\$0	\$26,560	\$88,485	\$71,392	\$68,876	\$255,313
Congestion & Environmental	\$0	\$3,610	\$30,260	\$40,871	\$239,056	\$313,797
Property Damage & Loss	\$0	\$26,030	\$163,931	\$175,812	\$384,848	\$750,621
<b>Subtotal (Monetary Cost)</b>	<b>\$0</b>	<b>\$311,268</b>	<b>\$879,070</b>	<b>\$710,240</b>	<b>\$869,124</b>	<b>\$2,769,702</b>
Quality of Life	\$0	\$1,651,168	\$4,107,438	\$2,876,771	\$1,055,786	\$9,691,163
<b>Total (Comprehensive Cost)</b>	<b>\$0</b>	<b>\$1,962,436</b>	<b>\$4,986,508</b>	<b>\$3,587,011</b>	<b>\$1,924,910</b>	<b>\$12,460,865</b>

# Leelanau County Medium/Large Truck Crashes

Crash Casualty Severity	Crash Casualties	Crash Costs
Fatal	0	\$0
Serious Injury	0	\$0
Moderate Injury	0	\$0
Minor Injury	0	\$0
Property Damage Only	24	\$280,680
<b>Total</b>	<b>24</b>	<b>\$280,680</b>
Average cost of crash casualty	\$11,695	

Crash Casualties



Property  
Damage  
Only  
100%

Crash Costs



Property  
Damage  
Only  
100%

Costs of Medium/Large Truck Crashes in Leelanau County (2021 dollars)						
	Fatal	Serious Injury	Moderate Injury	Minor Injury	Property Damage Only	Total
Medical Care	\$0	\$0	\$0	\$0	\$8,712	\$8,712
Work Loss	\$0	\$0	\$0	\$0	\$69,912	\$69,912
Public Services	\$0	\$0	\$0	\$0	\$1,128	\$1,128
Adjudication	\$0	\$0	\$0	\$0	\$3,816	\$3,816
Insurance Administration	\$0	\$0	\$0	\$0	\$13,152	\$13,152
Congestion & Environmental	\$0	\$0	\$0	\$0	\$44,328	\$44,328
Property Damage & Loss	\$0	\$0	\$0	\$0	\$69,120	\$69,120
<b>Subtotal (Monetary Cost)</b>	<b>\$0</b>	<b>\$0</b>	<b>\$0</b>	<b>\$0</b>	<b>\$210,168</b>	<b>\$210,168</b>
Quality of Life	\$0	\$0	\$0	\$0	\$70,512	\$70,512
<b>Total (Comprehensive Cost)</b>	<b>\$0</b>	<b>\$0</b>	<b>\$0</b>	<b>\$0</b>	<b>\$280,680</b>	<b>\$280,680</b>

# Leelanau County Motorcycle Crashes

Injury Severity	Motorcyclist Crash Victims	Motorcyclist Victim Costs
Fatal	0	\$0
Serious Injury	1	\$971,471
Moderate Injury	1	\$266,304
Minor Injury	1	\$233,619
Property Damage Only	0	\$0
<b>Total</b>	<b>3</b>	<b>\$1,471,394</b>
Average cost of crash casualty		\$490,465

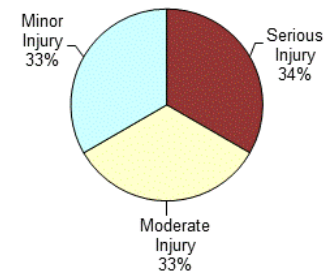
Injury Severity	Non-motorcyclist Crash Victims	Non-motorcyclist Victim Costs
Fatal	0	\$0
Serious Injury	0	\$0
Moderate Injury	0	\$0
Minor Injury	0	\$0
Property Damage Only	0	\$0
<b>Total</b>	<b>0</b>	<b>\$0</b>
Average cost of crash casualty		\$0

Motorcyclist Victim Costs in Motorcycle Crashes in Leelanau County (2021 dollars)						
	Fatal	Serious Injury	Moderate Injury	Minor Injury	Property Damage Only	Total
Medical Care	\$0	\$40,482	\$9,489	\$8,310	\$0	\$58,281
Work Loss	\$0	\$73,279	\$19,182	\$16,801	\$0	\$109,262
Public Services	\$0	\$339	\$193	\$185	\$0	\$717
Adjudication	\$0	\$15,266	\$3,855	\$3,378	\$0	\$22,499
Insurance Administration	\$0	\$12,887	\$4,893	\$4,433	\$0	\$22,213
Congestion & Environmental	\$0	\$1,368	\$1,328	\$1,328	\$0	\$4,024
Property Damage & Loss	\$0	\$11,948	\$9,528	\$9,268	\$0	\$30,744
Subtotal (Monetary Cost)	\$0	\$155,569	\$48,468	\$43,703	\$0	\$247,740
Quality of Life	\$0	\$815,902	\$217,836	\$189,916	\$0	\$1,223,654
<b>Total (Comprehensive Cost)</b>	<b>\$0</b>	<b>\$971,471</b>	<b>\$266,304</b>	<b>\$233,619</b>	<b>\$0</b>	<b>\$1,471,394</b>

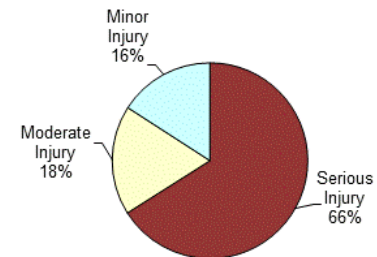
Non-motorcyclist Victim Costs in Motorcycle Crashes in Leelanau County (2021 dollars)						
	Fatal	Serious Injury	Moderate Injury	Minor Injury	Property Damage Only	Total
Medical Care	\$0	\$0	\$0	\$0	\$0	\$0
Work Loss	\$0	\$0	\$0	\$0	\$0	\$0
Public Services	\$0	\$0	\$0	\$0	\$0	\$0
Adjudication	\$0	\$0	\$0	\$0	\$0	\$0
Insurance Administration	\$0	\$0	\$0	\$0	\$0	\$0
Congestion & Environmental	\$0	\$0	\$0	\$0	\$0	\$0
Property Damage & Loss	\$0	\$0	\$0	\$0	\$0	\$0
Subtotal (Monetary Cost)	\$0	\$0	\$0	\$0	\$0	\$0
Quality of Life	\$0	\$0	\$0	\$0	\$0	\$0
<b>Total (Comprehensive Cost)</b>	<b>\$0</b>	<b>\$0</b>	<b>\$0</b>	<b>\$0</b>	<b>\$0</b>	<b>\$0</b>

Costs of Motorcycle Crashes in Leelanau County (2021 dollars)						
	Fatal	Serious Injury	Moderate Injury	Minor Injury	Property Damage Only	Total
Medical Care	\$0	\$40,482	\$9,489	\$8,310	\$0	\$58,281
Work Loss	\$0	\$73,279	\$19,182	\$16,801	\$0	\$109,262
Public Services	\$0	\$339	\$193	\$185	\$0	\$717
Adjudication	\$0	\$15,266	\$3,855	\$3,378	\$0	\$22,499
Insurance Administration	\$0	\$12,887	\$4,893	\$4,433	\$0	\$22,213
Congestion & Environmental	\$0	\$1,368	\$1,328	\$1,328	\$0	\$4,024
Property Damage & Loss	\$0	\$11,948	\$9,528	\$9,268	\$0	\$30,744
Subtotal (Monetary Cost)	\$0	\$155,569	\$48,468	\$43,703	\$0	\$247,740
Quality of Life	\$0	\$815,902	\$217,836	\$189,916	\$0	\$1,223,654
<b>Total (Comprehensive Cost)</b>	<b>\$0</b>	<b>\$971,471</b>	<b>\$266,304</b>	<b>\$233,619</b>	<b>\$0</b>	<b>\$1,471,394</b>

Crash Casualties



Crash Costs





# Leelanau County Bicycle Crashes

Injury Severity	Bicyclist Crash Victims	Bicyclist Victim Costs
Fatal	0	\$0
Serious Injury	0	\$0
Moderate Injury	1	\$198,046
Minor Injury	0	\$0
Property Damage Only	0	\$0
Total	1	\$198,046
Average cost of crash casualty		\$198,046

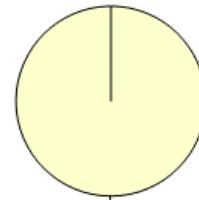
Injury Severity	Non-bicyclist Crash Victims	Non-bicyclist Victim Costs
Fatal	0	\$0
Serious Injury	0	\$0
Moderate Injury	0	\$0
Minor Injury	0	\$0
Property Damage Only	0	\$0
Total	0	\$0
Average cost of crash casualty		\$0

Bicyclist Victim Costs in Bicycle Crashes in Leelanau County (2021 dollars)						
	Fatal	Serious Injury	Moderate Injury	Minor Injury	Property Damage Only	Total
Medical Care	\$0	\$0	\$6,899	\$0	\$0	\$6,899
Work Loss	\$0	\$0	\$14,235	\$0	\$0	\$14,235
Public Services	\$0	\$0	\$180	\$0	\$0	\$180
Adjudication	\$0	\$0	\$2,832	\$0	\$0	\$2,832
Insurance Administration	\$0	\$0	\$3,924	\$0	\$0	\$3,924
Congestion & Environmental	\$0	\$0	\$1,316	\$0	\$0	\$1,316
Property Damage & Loss	\$0	\$0	\$248	\$0	\$0	\$248
Subtotal (Monetary Cost)	\$0	\$0	\$29,634	\$0	\$0	\$29,634
Quality of Life	\$0	\$0	\$168,412	\$0	\$0	\$168,412
<b>Total (Comprehensive Cost)</b>	<b>\$0</b>	<b>\$0</b>	<b>\$198,046</b>	<b>\$0</b>	<b>\$0</b>	<b>\$198,046</b>

Non-bicyclist Victim Costs in Bicycle Crashes in Leelanau County (2021 dollars)						
	Fatal	Serious Injury	Moderate Injury	Minor Injury	Property Damage Only	Total
Medical Care	\$0	\$0	\$0	\$0	\$0	\$0
Work Loss	\$0	\$0	\$0	\$0	\$0	\$0
Public Services	\$0	\$0	\$0	\$0	\$0	\$0
Adjudication	\$0	\$0	\$0	\$0	\$0	\$0
Insurance Administration	\$0	\$0	\$0	\$0	\$0	\$0
Congestion & Environmental	\$0	\$0	\$0	\$0	\$0	\$0
Property Damage & Loss	\$0	\$0	\$0	\$0	\$0	\$0
Subtotal (Monetary Cost)	\$0	\$0	\$0	\$0	\$0	\$0
Quality of Life	\$0	\$0	\$0	\$0	\$0	\$0
<b>Total (Comprehensive Cost)</b>	<b>\$0</b>	<b>\$0</b>	<b>\$0</b>	<b>\$0</b>	<b>\$0</b>	<b>\$0</b>

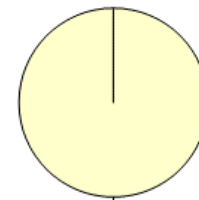
Costs of Bicycle Crashes in Leelanau County (2021 dollars)						
	Fatal	Serious Injury	Moderate Injury	Minor Injury	Property Damage Only	Total
Medical Care	\$0	\$0	\$6,899	\$0	\$0	\$6,899
Work Loss	\$0	\$0	\$14,235	\$0	\$0	\$14,235
Public Services	\$0	\$0	\$180	\$0	\$0	\$180
Adjudication	\$0	\$0	\$2,832	\$0	\$0	\$2,832
Insurance Administration	\$0	\$0	\$3,924	\$0	\$0	\$3,924
Congestion & Environmental	\$0	\$0	\$1,316	\$0	\$0	\$1,316
Property Damage & Loss	\$0	\$0	\$248	\$0	\$0	\$248
Subtotal (Monetary Cost)	\$0	\$0	\$29,634	\$0	\$0	\$29,634
Quality of Life	\$0	\$0	\$168,412	\$0	\$0	\$168,412
<b>Total (Comprehensive Cost)</b>	<b>\$0</b>	<b>\$0</b>	<b>\$198,046</b>	<b>\$0</b>	<b>\$0</b>	<b>\$198,046</b>

Crash Casualties



Moderate Injury  
100%

Crash Costs



Moderate Injury  
100%

# Leelanau County Pedestrian Crashes

Injury Severity	Pedestrian Crash Victims	Pedestrian Victim Costs
Fatal	0	\$0
Serious Injury	0	\$0
Moderate Injury	0	\$0
Minor Injury	2	\$311,204
Property Damage Only	1	\$15,928
<b>Total</b>	<b>3</b>	<b>\$327,132</b>
Average cost of crash casualty	\$109,044	

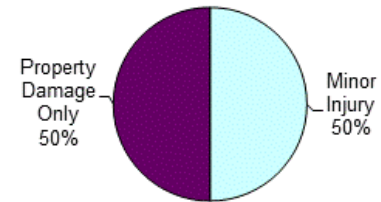
Injury Severity	Non-pedestrian Crash Victims	Non-pedestrian Victim Costs
Fatal	0	\$0
Serious Injury	0	\$0
Moderate Injury	0	\$0
Minor Injury	0	\$0
Property Damage Only	1	\$6,482
<b>Total</b>	<b>1</b>	<b>\$6,482</b>
Average cost of crash casualty	\$6,482	

	Fatal	Serious Injury	Moderate Injury	Minor Injury	Property Damage Only	Total
Medical Care	\$0	\$0	\$0	\$10,928	\$558	\$11,486
Work Loss	\$0	\$0	\$0	\$17,900	\$836	\$18,736
Public Services	\$0	\$0	\$0	\$310	\$21	\$331
Adjudication	\$0	\$0	\$0	\$3,868	\$187	\$4,055
Insurance Administration	\$0	\$0	\$0	\$5,458	\$261	\$5,719
Congestion & Environmental	\$0	\$0	\$0	\$2,516	\$178	\$2,694
Subtotal (Monetary Cost)	\$0	\$0	\$0	\$40,980	\$2,041	\$43,021
Quality of Life	\$0	\$0	\$0	\$270,224	\$13,887	\$284,111
<b>Total (Comprehensive Cost)</b>	<b>\$0</b>	<b>\$0</b>	<b>\$0</b>	<b>\$311,204</b>	<b>\$15,928</b>	<b>\$327,132</b>

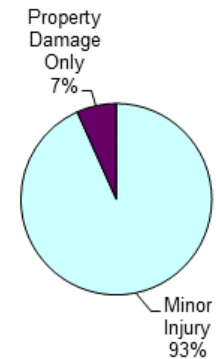
	Fatal	Serious Injury	Moderate Injury	Minor Injury	Property Damage Only	Total
Medical Care	\$0	\$0	\$0	\$0	\$184	\$184
Work Loss	\$0	\$0	\$0	\$0	\$405	\$405
Public Services	\$0	\$0	\$0	\$0	\$48	\$48
Adjudication	\$0	\$0	\$0	\$0	\$64	\$64
Insurance Administration	\$0	\$0	\$0	\$0	\$382	\$382
Congestion & Environmental	\$0	\$0	\$0	\$0	\$1,785	\$1,785
Subtotal (Monetary Cost)	\$0	\$0	\$0	\$0	\$2,868	\$2,868
Quality of Life	\$0	\$0	\$0	\$0	\$3,614	\$3,614
<b>Total (Comprehensive Cost)</b>	<b>\$0</b>	<b>\$0</b>	<b>\$0</b>	<b>\$0</b>	<b>\$6,482</b>	<b>\$6,482</b>

	Fatal	Serious Injury	Moderate Injury	Minor Injury	Property Damage Only	Total
Medical Care	\$0	\$0	\$0	\$10,928	\$742	\$11,670
Work Loss	\$0	\$0	\$0	\$17,900	\$1,241	\$19,141
Public Services	\$0	\$0	\$0	\$310	\$69	\$379
Adjudication	\$0	\$0	\$0	\$3,868	\$251	\$4,119
Insurance Administration	\$0	\$0	\$0	\$5,458	\$643	\$6,101
Congestion & Environmental	\$0	\$0	\$0	\$2,516	\$1,963	\$4,479
Subtotal (Monetary Cost)	\$0	\$0	\$0	\$40,980	\$4,909	\$45,889
Quality of Life	\$0	\$0	\$0	\$270,224	\$17,501	\$287,725
<b>Total (Comprehensive Cost)</b>	<b>\$0</b>	<b>\$0</b>	<b>\$0</b>	<b>\$311,204</b>	<b>\$22,410</b>	<b>\$333,614</b>

Crash Casualties



Crash Costs



# Lenawee County Traffic Crashes and Crime

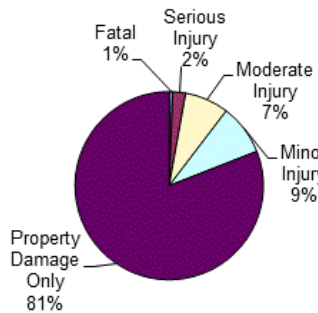
Crash Casualty Severity	Crash Casualties	Crash Costs
Fatal	21	\$218,286,243
Serious Injury	78	\$72,988,032
Moderate Injury	266	\$51,719,178
Minor Injury	306	\$30,811,140
Property Damage Only	2,850	\$25,504,650
<b>Total</b>	<b>3,521</b>	<b>\$399,309,243</b>
Average cost of crash casualty		\$113,408

Index Crime Category	Number of Crimes	Crime Costs
Murder	4	\$39,637,556
Rape	84	\$47,502,252
Aggravated Assault	157	\$7,308,036
Robbery	14	\$650,748
Larceny	804	\$3,441,924
Burglary	174	\$741,414
Motor Vehicle Theft	83	\$854,983
<b>Total</b>	<b>1,320</b>	<b>\$100,136,913</b>
Average cost of index crime		\$75,861

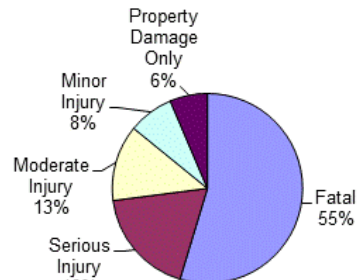
Costs of Crashes in Lenawee County (2021 dollars)						
	Fatal	Serious Injury	Moderate Injury	Minor Injury	Property Damage Only	Total
Medical Care	\$356,160	\$3,126,162	\$1,872,906	\$1,103,436	\$524,400	\$6,983,064
Work Loss	\$27,448,071	\$5,380,440	\$3,500,560	\$1,985,634	\$1,154,250	\$39,468,955
Public Services	\$22,890	\$25,974	\$44,688	\$36,720	\$136,800	\$267,072
Adjudication & Sanctioning	\$2,722,209	\$1,139,112	\$719,796	\$411,876	\$182,400	\$5,175,393
Insurance Administration	\$720,027	\$972,582	\$1,028,622	\$696,762	\$1,088,700	\$4,506,693
Congestion & Environmental	\$153,972	\$140,790	\$471,884	\$543,456	\$5,087,250	\$6,397,352
Property Damage & Loss	\$327,768	\$969,696	\$2,474,332	\$2,133,126	\$7,030,950	\$12,935,872
<b>Subtotal (Monetary Cost)</b>	<b>\$31,751,097</b>	<b>\$11,754,756</b>	<b>\$10,112,788</b>	<b>\$6,911,010</b>	<b>\$15,204,750</b>	<b>\$75,734,401</b>
Quality of Life	\$186,535,146	\$61,233,276	\$41,606,390	\$23,900,130	\$10,299,900	\$323,574,842
<b>Total (Comprehensive Cost)</b>	<b>\$218,286,243</b>	<b>\$72,988,032</b>	<b>\$51,719,178</b>	<b>\$30,811,140</b>	<b>\$25,504,650</b>	<b>\$399,309,243</b>

Costs of Index Crimes in Lenawee County (2021 dollars)								
	Murder	Rape	Aggravated Assault	Robbery	Larceny	Burglary	Motor Vehicle Theft	Total
Medical Care	\$51,572	\$283,416	\$332,055	\$27,762	\$0	\$0	\$0	\$694,805
Mental Health	\$48,500	\$553,140	\$64,056	\$2,786	\$0	\$0	\$0	\$668,482
Work Loss	\$4,641,032	\$598,668	\$357,332	\$64,484	\$24,924	\$6,786	\$9,711	\$5,702,937
Public Services	\$419,140	\$63,924	\$382,923	\$11,088	\$423,708	\$62,988	\$37,765	\$1,401,536
Adjudication & Sanctioning	\$1,956,184	\$3,799,992	\$941,215	\$202,958	\$2,086,380	\$134,154	\$165,170	\$9,286,053
Property Damage & Loss	\$844	\$15,876	\$13,188	\$19,278	\$906,912	\$537,486	\$642,337	\$2,135,921
<b>Subtotal (Monetary Cost)</b>	<b>\$7,117,272</b>	<b>\$5,315,016</b>	<b>\$2,090,769</b>	<b>\$328,356</b>	<b>\$3,441,924</b>	<b>\$741,414</b>	<b>\$854,983</b>	<b>\$19,889,734</b>
Quality of Life	\$32,520,284	\$42,187,236	\$5,217,267	\$322,392	\$0	\$0	\$0	\$80,247,179
<b>Total (Comprehensive Costs)</b>	<b>\$39,637,556</b>	<b>\$47,502,252</b>	<b>\$7,308,036</b>	<b>\$650,748</b>	<b>\$3,441,924</b>	<b>\$741,414</b>	<b>\$854,983</b>	<b>\$100,136,913</b>

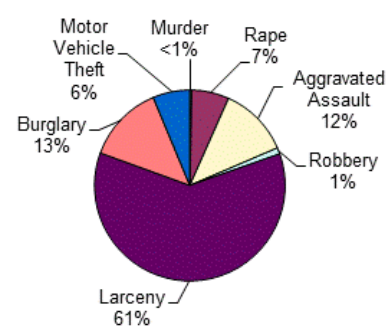
Crash Casualties



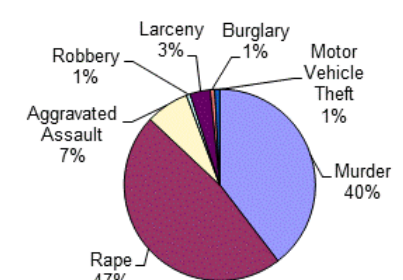
Crash Costs



Index Crimes



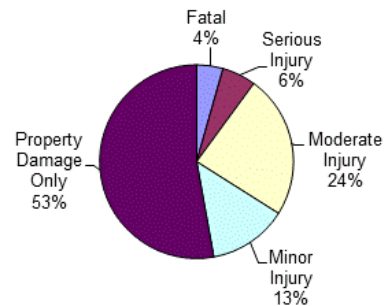
Index Crime Costs



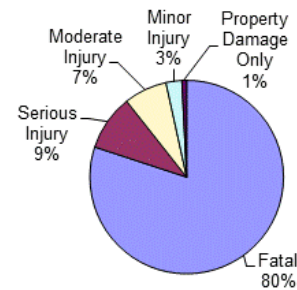
# Lenawee County Alcohol-Involved Crashes

Crash Casualty Severity	Crash Casualties	Crash Costs
Fatal	7	\$80,569,650
Serious Injury	9	\$9,376,866
Moderate Injury	38	\$7,243,477
Minor Injury	21	\$2,671,389
Property Damage Only	84	\$795,816
<b>Total</b>	<b>159</b>	<b>\$100,657,198</b>
Average cost of crash casualty		\$633,064

Crash Casualties



Crash Costs

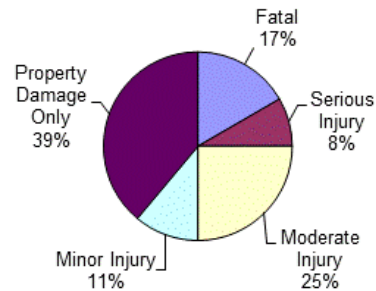


Costs of Alcohol-Involved Crashes in Lenawee County (2021 dollars)						
	Fatal	Serious Injury	Moderate Injury	Minor Injury	Property Damage Only	Total
Medical Care	\$118,720	\$401,796	\$248,748	\$90,636	\$17,640	\$877,540
Work Loss	\$10,953,327	\$674,991	\$468,882	\$160,587	\$36,708	\$12,294,495
Public Services	\$7,630	\$3,087	\$6,308	\$2,709	\$4,116	\$23,850
Adjudication & Sanctioning	\$907,403	\$149,400	\$104,462	\$35,805	\$6,888	\$1,203,958
Insurance Administration	\$240,009	\$123,489	\$165,148	\$62,622	\$36,540	\$627,808
Congestion & Environmental	\$51,324	\$16,263	\$37,233	\$148,932	\$149,940	\$403,692
Property Damage & Loss	\$109,256	\$113,400	\$357,428	\$163,674	\$214,200	\$957,958
<b>Subtotal (Monetary Cost)</b>	<b>\$12,387,669</b>	<b>\$1,482,426</b>	<b>\$1,388,209</b>	<b>\$664,965</b>	<b>\$466,032</b>	<b>\$16,389,301</b>
Quality of Life	\$68,181,981	\$7,894,440	\$5,855,268	\$2,006,424	\$329,784	\$84,267,897
<b>Total (Comprehensive Cost)</b>	<b>\$80,569,650</b>	<b>\$9,376,866</b>	<b>\$7,243,477</b>	<b>\$2,671,389</b>	<b>\$795,816</b>	<b>\$100,657,198</b>

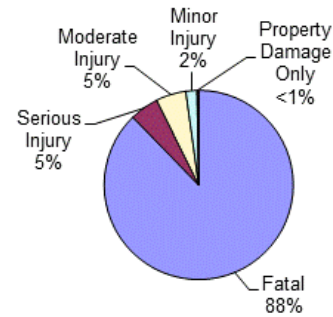
# Lenawee County Drug-Involved Crashes

Crash Casualty Severity	Crash Casualties	Crash Costs
Fatal	6	\$69,059,700
Serious Injury	3	\$3,893,466
Moderate Injury	9	\$4,057,083
Minor Injury	4	\$1,500,948
Property Damage Only	14	\$222,278
<b>Total</b>	<b>36</b>	<b>\$78,733,475</b>
Average cost of crash casualty	\$2,187,041	

Crash Casualties



Crash Costs

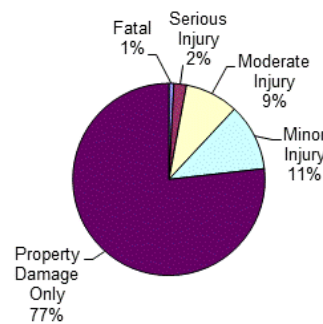


Costs of Drug-Involved Crashes in Lenawee County (2021 dollars)						
	Fatal	Serious Injury	Moderate Injury	Minor Injury	Property Damage Only	Total
Medical Care	\$101,760	\$162,798	\$148,284	\$54,636	\$5,838	\$473,316
Work Loss	\$9,388,566	\$277,377	\$283,554	\$102,512	\$12,068	\$10,064,077
Public Services	\$6,540	\$1,164	\$2,025	\$776	\$742	\$11,247
Adjudication & Sanctioning	\$777,774	\$60,687	\$60,732	\$22,156	\$2,464	\$923,813
Insurance Administration	\$205,722	\$50,826	\$69,966	\$25,948	\$7,882	\$360,344
Congestion & Environmental	\$43,992	\$5,448	\$16,056	\$7,140	\$24,990	\$97,626
Property Damage & Loss	\$93,648	\$40,824	\$95,625	\$36,808	\$38,038	\$304,943
<b>Subtotal (Monetary Cost)</b>	<b>\$10,618,002</b>	<b>\$599,124</b>	<b>\$676,242</b>	<b>\$249,976</b>	<b>\$92,022</b>	<b>\$12,235,366</b>
Quality of Life	\$58,441,698	\$3,294,342	\$3,380,841	\$1,250,972	\$130,256	\$66,498,109
<b>Total (Comprehensive Cost)</b>	<b>\$69,059,700</b>	<b>\$3,893,466</b>	<b>\$4,057,083</b>	<b>\$1,500,948</b>	<b>\$222,278</b>	<b>\$78,733,475</b>

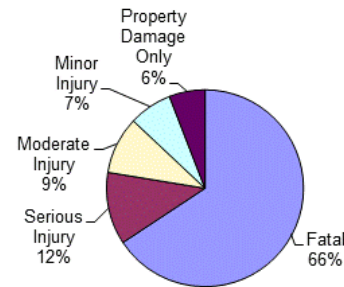
# Lenawee County Young Driver Crashes (<21)

Crash Casualty Severity	Crash Casualties	Crash Costs
Fatal	6	\$62,367,498
Serious Injury	15	\$11,268,405
Moderate Injury	64	\$8,933,184
Minor Injury	80	\$6,749,920
Property Damage Only	546	\$5,579,574
<b>Total</b>	<b>711</b>	<b>\$94,898,581</b>
Average cost of crash casualty		\$133,472

Crash Casualties



Crash Costs

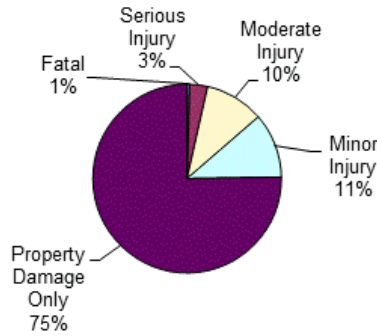


Costs of Young Driver Crashes in Lenawee County (2021 dollars)						
	Fatal	Serious Injury	Moderate Injury	Minor Injury	Property Damage Only	Total
Medical Care	\$101,760	\$475,440	\$307,712	\$250,640	\$127,764	\$1,263,316
Work Loss	\$7,842,306	\$810,105	\$590,976	\$442,480	\$258,804	\$9,944,671
Public Services	\$6,540	\$4,440	\$10,176	\$9,680	\$27,846	\$58,682
Adjudication	\$777,774	\$172,185	\$120,512	\$92,480	\$43,680	\$1,206,631
Insurance Administration	\$205,722	\$154,620	\$203,648	\$167,280	\$234,234	\$965,504
Congestion & Environmental	\$43,992	\$26,985	\$113,472	\$141,840	\$974,610	\$1,300,899
Property Damage & Loss	\$93,648	\$175,065	\$580,928	\$579,680	\$1,455,636	\$2,884,957
<b>Subtotal (Monetary Cost)</b>	<b>\$9,071,742</b>	<b>\$1,818,840</b>	<b>\$1,927,424</b>	<b>\$1,684,080</b>	<b>\$3,122,574</b>	<b>\$17,624,660</b>
Quality of Life	\$53,295,756	\$9,449,565	\$7,005,760	\$5,065,840	\$2,457,000	\$77,273,921
<b>Total (Comprehensive Cost)</b>	<b>\$62,367,498</b>	<b>\$11,268,405</b>	<b>\$8,933,184</b>	<b>\$6,749,920</b>	<b>\$5,579,574</b>	<b>\$94,898,581</b>

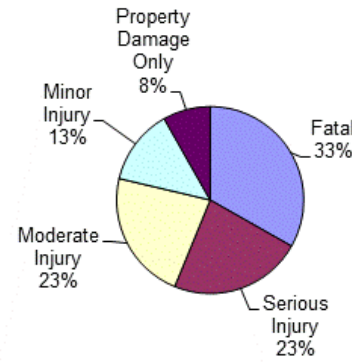
# Lenawee County Older Driver Crashes (65+)

Crash Casualty Severity	Crash Casualties	Crash Costs
Fatal	3	\$31,183,749
Serious Injury	22	\$21,586,796
Moderate Injury	72	\$21,119,328
Minor Injury	79	\$12,320,603
Property Damage Only	535	\$7,685,275
<b>Total</b>	<b>711</b>	<b>\$93,895,751</b>
Average cost of crash casualty	\$132,062	

Crash Casualties



Crash Costs

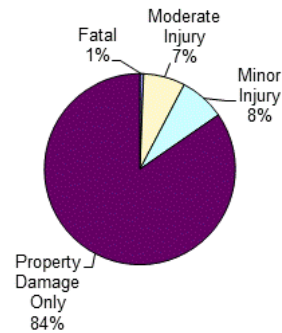


Costs of Older Driver Crashes in Lenawee County (2021 dollars)						
	Fatal	Serious Injury	Moderate Injury	Minor Injury	Property Damage Only	Total
Medical Care	\$50,880	\$903,540	\$762,912	\$443,269	\$209,185	\$2,369,786
Work Loss	\$3,921,153	\$1,564,398	\$1,452,672	\$826,182	\$393,225	\$8,157,630
Public Services	\$3,270	\$7,458	\$13,680	\$10,981	\$28,890	\$64,279
Adjudication	\$388,887	\$330,352	\$296,640	\$169,613	\$72,760	\$1,258,252
Insurance Administration	\$102,861	\$292,160	\$374,760	\$245,216	\$274,990	\$1,289,987
Congestion & Environmental	\$21,996	\$39,710	\$128,160	\$140,383	\$954,440	\$1,284,689
Property Damage & Loss	\$46,824	\$286,330	\$694,296	\$603,876	\$1,536,520	\$3,167,846
<b>Subtotal (Monetary Cost)</b>	<b>\$4,535,871</b>	<b>\$3,423,948</b>	<b>\$3,723,120</b>	<b>\$2,439,520</b>	<b>\$3,470,010</b>	<b>\$17,592,469</b>
Quality of Life	\$26,647,878	\$18,162,848	\$17,396,208	\$9,881,083	\$4,215,265	\$76,303,282
<b>Total (Comprehensive Cost)</b>	<b>\$31,183,749</b>	<b>\$21,586,796</b>	<b>\$21,119,328</b>	<b>\$12,320,603</b>	<b>\$7,685,275</b>	<b>\$93,895,751</b>

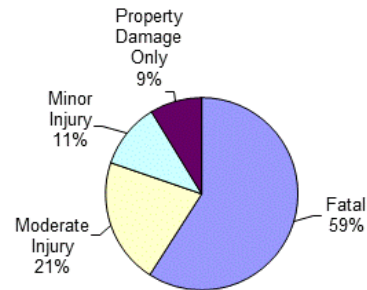
# Lenawee County Medium/Large Truck Crashes

Crash Casualty Severity	Crash Casualties	Crash Costs
Fatal	1	\$10,432,467
Serious Injury	0	\$0
Moderate Injury	11	\$3,737,184
Minor Injury	12	\$1,943,808
Property Damage Only	132	\$1,543,740
<b>Total</b>	<b>156</b>	<b>\$17,657,199</b>
Average cost of crash casualty		\$113,187

Crash Casualties



Crash Costs



Costs of Medium/Large Truck Crashes in Lenawee County (2021 dollars)						
	Fatal	Serious Injury	Moderate Injury	Minor Injury	Property Damage Only	Total
Medical Care	\$32,338	\$0	\$189,915	\$95,004	\$47,916	\$365,173
Work Loss	\$1,307,051	\$0	\$587,158	\$273,984	\$384,516	\$2,552,709
Public Services	\$1,096	\$0	\$1,925	\$2,304	\$6,204	\$11,529
Adjudication	\$141,870	\$0	\$31,174	\$18,024	\$20,988	\$212,056
Insurance Administration	\$34,040	\$0	\$40,150	\$26,760	\$72,336	\$173,286
Congestion & Environmental	\$7,583	\$0	\$20,185	\$22,044	\$243,804	\$293,616
Property Damage & Loss	\$25,863	\$0	\$90,343	\$75,060	\$380,160	\$571,426
<b>Subtotal (Monetary Cost)</b>	<b>\$1,549,841</b>	<b>\$0</b>	<b>\$960,850</b>	<b>\$513,180</b>	<b>\$1,155,924</b>	<b>\$4,179,795</b>
Quality of Life	\$8,882,626	\$0	\$2,776,334	\$1,430,628	\$387,816	\$13,477,404
<b>Total (Comprehensive Cost)</b>	<b>\$10,432,467</b>	<b>\$0</b>	<b>\$3,737,184</b>	<b>\$1,943,808</b>	<b>\$1,543,740</b>	<b>\$17,657,199</b>



# Lenawee County Motorcycle Crashes

Injury Severity	Motorcyclist Crash Victims	Motorcyclist Victim Costs
Fatal	1	\$10,729,068
Serious Injury	13	\$12,629,123
Moderate Injury	13	\$3,461,952
Minor Injury	3	\$700,857
Property Damage Only	7	\$351,834
<b>Total</b>	<b>37</b>	<b>\$27,872,834</b>
Average cost of crash casualty		\$753,320

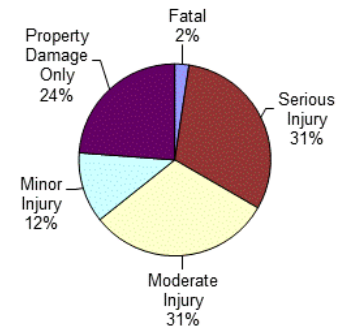
Injury Severity	Non-motorcyclist Crash Victims	Non-motorcyclist Victim Costs
Fatal	0	\$0
Serious Injury	0	\$0
Moderate Injury	0	\$0
Minor Injury	2	\$201,380
Property Damage Only	3	\$17,811
<b>Total</b>	<b>5</b>	<b>\$219,191</b>
Average cost of crash casualty		\$43,838

Motorcyclist Victim Costs in Motorcycle Crashes in Lenawee County (2021 dollars)						
	Fatal	Serious Injury	Moderate Injury	Minor Injury	Property Damage Only	Total
Medical Care	\$19,680	\$526,266	\$123,357	\$24,930	\$10,878	\$705,111
Work Loss	\$1,477,877	\$952,627	\$249,366	\$50,403	\$22,267	\$2,752,540
Public Services	\$1,090	\$4,407	\$2,509	\$555	\$595	\$9,156
Adjudication	\$129,629	\$198,458	\$50,115	\$10,134	\$4,431	\$392,767
Insurance Administration	\$32,488	\$167,531	\$63,609	\$13,299	\$9,758	\$286,685
Congestion & Environmental	\$7,332	\$17,784	\$17,264	\$3,984	\$9,317	\$55,681
Property Damage & Loss	\$22,303	\$155,324	\$123,864	\$27,804	\$39,837	\$369,132
<b>Subtotal (Monetary Cost)</b>	<b>\$1,690,399</b>	<b>\$2,022,397</b>	<b>\$630,084</b>	<b>\$131,109</b>	<b>\$97,083</b>	<b>\$4,571,072</b>
Quality of Life	\$9,038,669	\$10,606,726	\$2,831,868	\$569,748	\$254,751	\$23,301,762
<b>Total (Comprehensive Cost)</b>	<b>\$10,729,068</b>	<b>\$12,629,123</b>	<b>\$3,461,952</b>	<b>\$700,857</b>	<b>\$351,834</b>	<b>\$27,872,834</b>

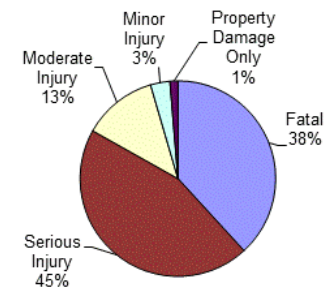
Non-motorcyclist Victim Costs in Motorcycle Crashes in Lenawee County (2021 dollars)						
	Fatal	Serious Injury	Moderate Injury	Minor Injury	Property Damage Only	Total
Medical Care	\$0	\$0	\$0	\$7,212	\$0	\$7,212
Work Loss	\$0	\$0	\$0	\$12,978	\$369	\$13,347
Public Services	\$0	\$0	\$0	\$240	\$75	\$315
Adjudication	\$0	\$0	\$0	\$2,692	\$0	\$2,692
Insurance Administration	\$0	\$0	\$0	\$4,554	\$1,302	\$5,856
Congestion & Environmental	\$0	\$0	\$0	\$3,552	\$5,361	\$8,913
Property Damage & Loss	\$0	\$0	\$0	\$13,942	\$10,704	\$24,646
<b>Subtotal (Monetary Cost)</b>	<b>\$0</b>	<b>\$0</b>	<b>\$0</b>	<b>\$45,170</b>	<b>\$17,811</b>	<b>\$62,981</b>
Quality of Life	\$0	\$0	\$0	\$156,210	\$0	\$156,210
<b>Total (Comprehensive Cost)</b>	<b>\$0</b>	<b>\$0</b>	<b>\$0</b>	<b>\$201,380</b>	<b>\$17,811</b>	<b>\$219,191</b>

Costs of Motorcycle Crashes in Lenawee County (2021 dollars)						
	Fatal	Serious Injury	Moderate Injury	Minor Injury	Property Damage Only	Total
Medical Care	\$19,680	\$526,266	\$123,357	\$32,142	\$10,878	\$712,323
Work Loss	\$1,477,877	\$952,627	\$249,366	\$63,381	\$22,636	\$2,765,887
Public Services	\$1,090	\$4,407	\$2,509	\$795	\$670	\$9,471
Adjudication	\$129,629	\$198,458	\$50,115	\$12,826	\$4,431	\$395,459
Insurance Administration	\$32,488	\$167,531	\$63,609	\$17,853	\$11,060	\$292,541
Congestion & Environmental	\$7,332	\$17,784	\$17,264	\$7,536	\$14,678	\$64,594
Property Damage & Loss	\$22,303	\$155,324	\$123,864	\$41,746	\$50,541	\$393,778
<b>Subtotal (Monetary Cost)</b>	<b>\$1,690,399</b>	<b>\$2,022,397</b>	<b>\$630,084</b>	<b>\$176,279</b>	<b>\$114,894</b>	<b>\$4,634,053</b>
Quality of Life	\$9,038,669	\$10,606,726	\$2,831,868	\$725,958	\$254,751	\$23,457,972
<b>Total (Comprehensive Cost)</b>	<b>\$10,729,068</b>	<b>\$12,629,123</b>	<b>\$3,461,952</b>	<b>\$902,237</b>	<b>\$369,645</b>	<b>\$28,092,025</b>

Crash Casualties



Crash Costs



# Lenawee County Bicycle Crashes

Injury Severity	Bicyclist Crash Victims	Bicyclist Victim Costs
Fatal	0	\$0
Serious Injury	0	\$0
Moderate Injury	3	\$594,138
Minor Injury	1	\$126,892
Property Damage Only	2	\$27,352
<b>Total</b>	<b>6</b>	<b>\$748,382</b>
Average cost of crash casualty	\$124,730	

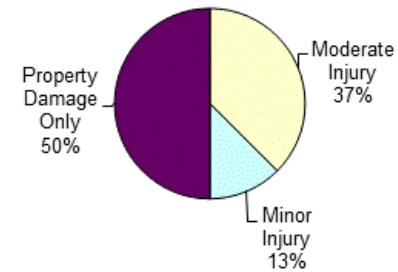
Injury Severity	Non-bicyclist Crash Victims	Non-bicyclist Victim Costs
Fatal	0	\$0
Serious Injury	0	\$0
Moderate Injury	0	\$0
Minor Injury	0	\$0
Property Damage Only	2	\$17,898
<b>Total</b>	<b>2</b>	<b>\$17,898</b>
Average cost of crash casualty	\$8,949	

Bicyclist Victim Costs in Bicycle Crashes in Lenawee County (2021 dollars)						
	Fatal	Serious Injury	Moderate Injury	Minor Injury	Property Damage Only	Total
Medical Care	\$0	\$0	\$20,697	\$4,272	\$928	\$25,897
Work Loss	\$0	\$0	\$42,705	\$8,351	\$1,658	\$52,714
Public Services	\$0	\$0	\$540	\$155	\$42	\$737
Adjudication	\$0	\$0	\$8,496	\$1,692	\$346	\$10,534
Insurance Administration	\$0	\$0	\$11,772	\$2,437	\$496	\$14,705
Congestion & Environmental	\$0	\$0	\$3,948	\$1,258	\$356	\$5,562
Property Damage & Loss	\$0	\$0	\$744	\$238	\$68	\$1,050
Subtotal (Monetary Cost)	\$0	\$0	\$88,902	\$18,403	\$3,894	\$111,199
Quality of Life	\$0	\$0	\$505,236	\$108,489	\$23,458	\$637,183
<b>Total (Comprehensive Cost)</b>	<b>\$0</b>	<b>\$0</b>	<b>\$594,138</b>	<b>\$126,892</b>	<b>\$27,352</b>	<b>\$748,382</b>

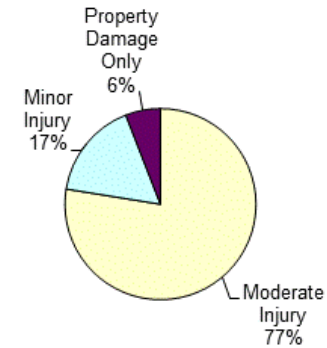
Non-bicyclist Victim Costs in Bicycle Crashes in Lenawee County (2021 dollars)						
	Fatal	Serious Injury	Moderate Injury	Minor Injury	Property Damage Only	Total
Medical Care	\$0	\$0	\$0	\$0	\$368	\$368
Work Loss	\$0	\$0	\$0	\$0	\$810	\$810
Public Services	\$0	\$0	\$0	\$0	\$96	\$96
Adjudication	\$0	\$0	\$0	\$0	\$128	\$128
Insurance Administration	\$0	\$0	\$0	\$0	\$764	\$764
Congestion & Environmental	\$0	\$0	\$0	\$0	\$3,570	\$3,570
Property Damage & Loss	\$0	\$0	\$0	\$0	\$4,934	\$4,934
Subtotal (Monetary Cost)	\$0	\$0	\$0	\$0	\$10,670	\$10,670
Quality of Life	\$0	\$0	\$0	\$0	\$7,228	\$7,228
<b>Total (Comprehensive Cost)</b>	<b>\$0</b>	<b>\$0</b>	<b>\$0</b>	<b>\$0</b>	<b>\$17,898</b>	<b>\$17,898</b>

Costs of Bicycle Crashes in Lenawee County (2021 dollars)						
	Fatal	Serious Injury	Moderate Injury	Minor Injury	Property Damage Only	Total
Medical Care	\$0	\$0	\$20,697	\$4,272	\$1,296	\$26,265
Work Loss	\$0	\$0	\$42,705	\$8,351	\$2,468	\$53,524
Public Services	\$0	\$0	\$540	\$155	\$138	\$833
Adjudication	\$0	\$0	\$8,496	\$1,692	\$474	\$10,662
Insurance Administration	\$0	\$0	\$11,772	\$2,437	\$1,260	\$15,469
Congestion & Environmental	\$0	\$0	\$3,948	\$1,258	\$3,926	\$9,132
Property Damage & Loss	\$0	\$0	\$744	\$238	\$5,002	\$5,984
Subtotal (Monetary Cost)	\$0	\$0	\$88,902	\$18,403	\$14,564	\$121,869
Quality of Life	\$0	\$0	\$505,236	\$108,489	\$30,686	\$644,411
<b>Total (Comprehensive Cost)</b>	<b>\$0</b>	<b>\$0</b>	<b>\$594,138</b>	<b>\$126,892</b>	<b>\$45,250</b>	<b>\$766,280</b>

Crash Casualties



Crash Costs



# Lenawee County Pedestrian Crashes

Injury Severity	Pedestrian Crash Victims	Pedestrian Victim Costs
Fatal	3	\$29,203,053
Serious Injury	6	\$6,382,794
Moderate Injury	2	\$493,220
Minor Injury	11	\$1,711,622
Property Damage Only	1	\$15,928
<b>Total</b>	<b>23</b>	<b>\$37,806,617</b>
Average cost of crash casualty	\$1,643,766	

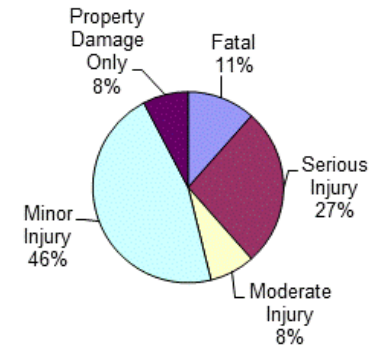
Injury Severity	Non-pedestrian Crash Victims	Non-pedestrian Victim Costs
Fatal	0	\$0
Serious Injury	1	\$923,312
Moderate Injury	0	\$0
Minor Injury	1	\$93,719
Property Damage Only	1	\$6,482
<b>Total</b>	<b>3</b>	<b>\$1,023,513</b>
Average cost of crash casualty	\$341,171	

Pedestrian Victim Costs in Pedestrian Crashes in Lenawee County (2021 dollars)						
	Fatal	Serious Injury	Moderate Injury	Minor Injury	Property Damage Only	Total
Medical Care	\$67,821	\$289,782	\$18,266	\$60,104	\$558	\$436,531
Work Loss	\$3,561,543	\$467,550	\$31,064	\$98,450	\$836	\$4,159,443
Public Services	\$3,270	\$2,028	\$360	\$1,705	\$21	\$7,384
Adjudication	\$388,887	\$101,598	\$6,624	\$21,274	\$187	\$518,570
Insurance Administration	\$145,782	\$116,688	\$9,028	\$30,019	\$261	\$301,778
Congestion & Environmental	\$21,996	\$8,256	\$2,632	\$13,838	\$178	\$46,900
Subtotal (Monetary Cost)	\$4,189,299	\$985,902	\$67,974	\$225,390	\$2,041	\$5,470,606
Quality of Life	\$25,013,754	\$5,396,892	\$425,246	\$1,486,232	\$13,887	\$32,336,011
<b>Total (Comprehensive Cost)</b>	<b>\$29,203,053</b>	<b>\$6,382,794</b>	<b>\$493,220</b>	<b>\$1,711,622</b>	<b>\$15,928</b>	<b>\$37,806,617</b>

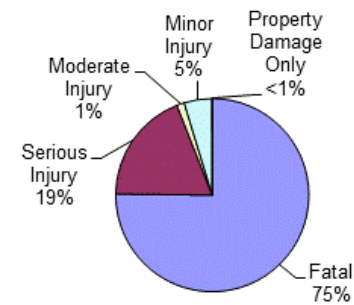
Non-pedestrian Victim in Pedestrian Crashes in Lenawee County (2021 dollars)						
	Fatal	Serious Injury	Moderate Injury	Minor Injury	Property Damage Only	Total
Medical Care	\$0	\$40,079	\$0	\$3,606	\$184	\$43,869
Work Loss	\$0	\$68,980	\$0	\$6,489	\$405	\$75,874
Public Services	\$0	\$333	\$0	\$120	\$48	\$501
Adjudication	\$0	\$14,604	\$0	\$1,346	\$64	\$16,014
Insurance Administration	\$0	\$12,469	\$0	\$2,277	\$382	\$15,128
Congestion & Environmental	\$0	\$1,805	\$0	\$1,776	\$1,785	\$5,366
Subtotal (Monetary Cost)	\$0	\$138,270	\$0	\$15,614	\$2,868	\$156,752
Quality of Life	\$0	\$785,042	\$0	\$78,105	\$3,614	\$866,761
<b>Total (Comprehensive Cost)</b>	<b>\$0</b>	<b>\$923,312</b>	<b>\$0</b>	<b>\$93,719</b>	<b>\$6,482</b>	<b>\$1,023,513</b>

Costs of Pedestrian Crashes in Lenawee County (2021 dollars)						
	Fatal	Serious Injury	Moderate Injury	Minor Injury	Property Damage Only	Total
Medical Care	\$67,821	\$329,861	\$18,266	\$63,710	\$742	\$480,400
Work Loss	\$3,561,543	\$536,530	\$31,064	\$104,939	\$1,241	\$4,235,317
Public Services	\$3,270	\$2,361	\$360	\$1,825	\$69	\$7,885
Adjudication	\$388,887	\$116,202	\$6,624	\$22,620	\$251	\$534,584
Insurance Administration	\$145,782	\$129,157	\$9,028	\$32,296	\$643	\$316,906
Congestion & Environmental	\$21,996	\$10,061	\$2,632	\$15,614	\$1,963	\$52,266
Subtotal (Monetary Cost)	\$4,189,299	\$1,124,172	\$67,974	\$241,004	\$4,909	\$5,627,358
Quality of Life	\$25,013,754	\$6,181,934	\$425,246	\$1,564,337	\$17,501	\$33,202,772
<b>Total (Comprehensive Cost)</b>	<b>\$29,203,053</b>	<b>\$7,306,106</b>	<b>\$493,220</b>	<b>\$1,805,341</b>	<b>\$22,410</b>	<b>\$38,830,130</b>

Crash Casualties



Crash Costs



# Livingston County Traffic Crashes and Crime

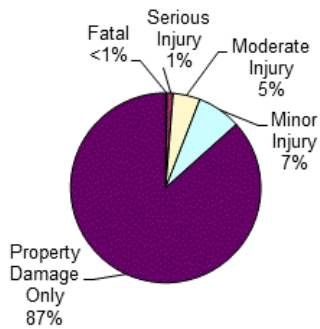
Crash Casualty Severity	Crash Casualties	Crash Costs
Fatal	13	\$135,129,579
Serious Injury	74	\$69,245,056
Moderate Injury	315	\$61,246,395
Minor Injury	513	\$51,653,970
Property Damage Only	5,941	\$53,166,009
<b>Total</b>	<b>6,856</b>	<b>\$370,441,009</b>
Average cost of crash casualty		\$54,032

Index Crime Category	Number of Crimes	Crime Costs
Murder	3	\$29,728,167
Rape	52	\$29,406,156
Aggravated Assault	88	\$4,096,224
Robbery	4	\$185,928
Larceny	718	\$3,073,758
Burglary	129	\$549,669
Motor Vehicle Theft	53	\$545,953
<b>Total</b>	<b>1,047</b>	<b>\$67,585,855</b>
Average cost of index crime		\$64,552

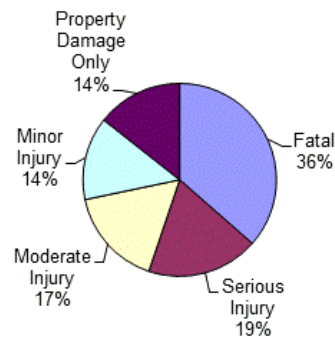
Costs of Crashes in Livingston County (2021 dollars)						
	Fatal	Serious Injury	Moderate Injury	Minor Injury	Property Damage Only	Total
Medical Care	\$220,480	\$2,965,846	\$2,217,915	\$1,849,878	\$1,093,144	\$8,347,263
Work Loss	\$16,991,663	\$5,104,520	\$4,145,400	\$3,328,857	\$2,406,105	\$31,976,545
Public Services	\$14,170	\$24,642	\$52,920	\$61,560	\$285,168	\$438,460
Adjudication & Sanctioning	\$1,685,177	\$1,080,696	\$852,390	\$690,498	\$380,224	\$4,688,985
Insurance Administration	\$445,731	\$922,706	\$1,218,105	\$1,168,101	\$2,269,462	\$6,024,105
Congestion & Environmental	\$95,316	\$133,570	\$558,810	\$911,088	\$10,604,685	\$12,303,469
Property Damage & Loss	\$202,904	\$919,968	\$2,930,130	\$3,576,123	\$14,656,447	\$22,285,572
<b>Subtotal (Monetary Cost)</b>	<b>\$19,655,441</b>	<b>\$11,151,948</b>	<b>\$11,975,670</b>	<b>\$11,586,105</b>	<b>\$31,695,235</b>	<b>\$86,064,399</b>
Quality of Life	\$115,474,138	\$58,093,108	\$49,270,725	\$40,067,865	\$21,470,774	\$284,376,610
<b>Total (Comprehensive Cost)</b>	<b>\$135,129,579</b>	<b>\$69,245,056</b>	<b>\$61,246,395</b>	<b>\$51,653,970</b>	<b>\$53,166,009</b>	<b>\$370,441,009</b>

Costs of Index Crimes in Livingston County (2021 dollars)								
	Murder	Rape	Aggravated Assault	Robbery	Larceny	Burglary	Motor Vehicle Theft	Total
Medical Care	\$38,679	\$175,448	\$186,120	\$7,932	\$0	\$0	\$0	\$408,179
Mental Health	\$36,375	\$342,420	\$35,904	\$796	\$0	\$0	\$0	\$415,495
Work Loss	\$3,480,774	\$370,604	\$200,288	\$18,424	\$22,258	\$5,031	\$6,201	\$4,103,580
Public Services	\$314,355	\$39,572	\$214,632	\$3,168	\$378,386	\$46,698	\$24,115	\$1,020,926
Adjudication & Sanctioning	\$1,467,138	\$2,352,376	\$527,560	\$57,988	\$1,863,210	\$99,459	\$105,470	\$6,473,201
Property Damage & Loss	\$633	\$9,828	\$7,392	\$5,508	\$809,904	\$398,481	\$410,167	\$1,641,913
<b>Subtotal (Monetary Cost)</b>	<b>\$5,337,954</b>	<b>\$3,290,248</b>	<b>\$1,171,896</b>	<b>\$93,816</b>	<b>\$3,073,758</b>	<b>\$549,669</b>	<b>\$545,953</b>	<b>\$14,063,294</b>
Quality of Life	\$24,390,213	\$26,115,908	\$2,924,328	\$92,112	\$0	\$0	\$0	\$53,522,561
<b>Total (Comprehensive Costs)</b>	<b>\$29,728,167</b>	<b>\$29,406,156</b>	<b>\$4,096,224</b>	<b>\$185,928</b>	<b>\$3,073,758</b>	<b>\$549,669</b>	<b>\$545,953</b>	<b>\$67,585,855</b>

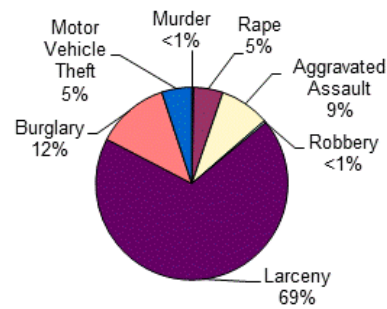
Crash Casualties



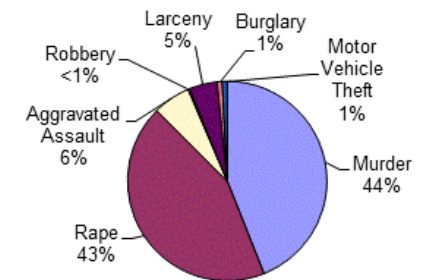
Crash Costs



Index Crimes



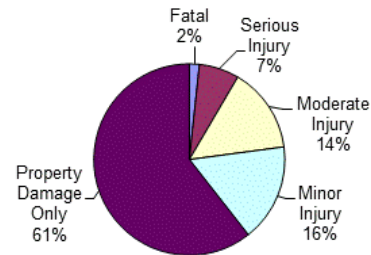
Index Crime Costs



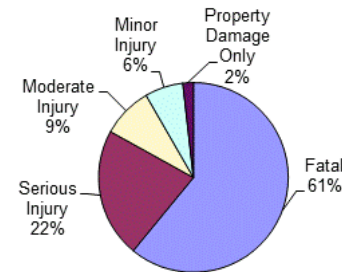
# Livingston County Alcohol-Involved Crashes

Crash Casualty Severity	Crash Casualties	Crash Costs
Fatal	4	\$46,039,800
Serious Injury	16	\$16,669,984
Moderate Injury	34	\$6,516,839
Minor Injury	39	\$4,938,102
Property Damage Only	143	\$1,354,782
<b>Total</b>	<b>236</b>	<b>\$75,519,507</b>
Average cost of crash casualty	\$319,998	

Crash Casualties



Crash Costs

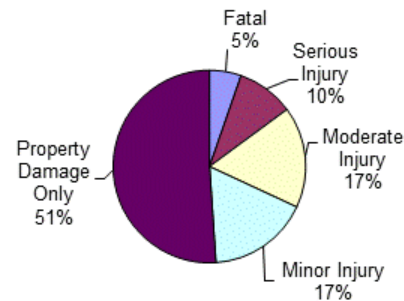


Costs of Alcohol-Involved Crashes in Livingston County (2021 dollars)						
	Fatal	Serious Injury	Moderate Injury	Minor Injury	Property Damage Only	Total
Medical Care	\$67,840	\$714,304	\$222,564	\$168,324	\$30,030	\$1,203,062
Work Loss	\$6,259,044	\$1,199,984	\$419,526	\$298,233	\$62,491	\$8,239,278
Public Services	\$4,360	\$5,488	\$5,644	\$5,031	\$7,007	\$27,530
Adjudication & Sanctioning	\$518,516	\$265,600	\$93,466	\$66,495	\$11,726	\$955,803
Insurance Administration	\$137,148	\$219,536	\$147,764	\$116,298	\$62,205	\$682,951
Congestion & Environmental	\$29,328	\$28,912	\$69,147	\$253,539	\$255,255	\$636,181
Property Damage & Loss	\$62,432	\$201,600	\$319,804	\$303,966	\$364,650	\$1,252,452
<b>Subtotal (Monetary Cost)</b>	<b>\$7,078,668</b>	<b>\$2,635,424</b>	<b>\$1,277,915</b>	<b>\$1,211,886</b>	<b>\$793,364</b>	<b>\$12,997,257</b>
Quality of Life	\$38,961,132	\$14,034,560	\$5,238,924	\$3,726,216	\$561,418	\$62,522,250
<b>Total (Comprehensive Cost)</b>	<b>\$46,039,800</b>	<b>\$16,669,984</b>	<b>\$6,516,839</b>	<b>\$4,938,102</b>	<b>\$1,354,782</b>	<b>\$75,519,507</b>

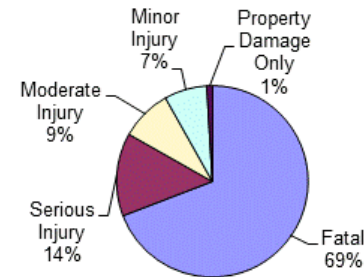
# Livingston County Drug-Involved Crashes

Crash Casualty Severity	Crash Casualties	Crash Costs
Fatal	5	\$57,549,750
Serious Injury	9	\$11,680,398
Moderate Injury	16	\$7,212,592
Minor Injury	16	\$6,003,792
Property Damage Only	48	\$762,096
<b>Total</b>	<b>94</b>	<b>\$83,208,628</b>
Average cost of crash casualty	\$885,198	

Crash Casualties



Crash Costs



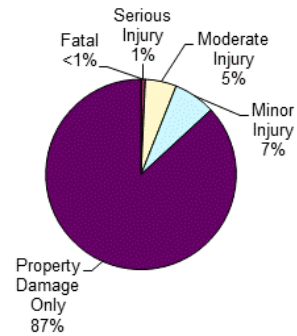
Costs of Drug-Involved Crashes in Livingston County (2021 dollars)

	Fatal	Serious Injury	Moderate Injury	Minor Injury	Property Damage Only	Total
Medical Care	\$84,800	\$488,394	\$263,616	\$218,544	\$20,016	\$1,075,370
Work Loss	\$7,823,805	\$832,131	\$504,096	\$410,048	\$41,376	\$9,611,456
Public Services	\$5,450	\$3,492	\$3,600	\$3,104	\$2,544	\$18,190
Adjudication & Sanctioning	\$648,145	\$182,061	\$107,968	\$88,624	\$8,448	\$1,035,246
Insurance Administration	\$171,435	\$152,478	\$124,384	\$103,792	\$27,024	\$579,113
Congestion & Environmental	\$36,660	\$16,344	\$28,544	\$28,560	\$85,680	\$195,788
Property Damage & Loss	\$78,040	\$122,472	\$170,000	\$147,232	\$130,416	\$648,160
<b>Subtotal (Monetary Cost)</b>	<b>\$8,848,335</b>	<b>\$1,797,372</b>	<b>\$1,202,208</b>	<b>\$999,904</b>	<b>\$315,504</b>	<b>\$13,163,323</b>
Quality of Life	\$48,701,415	\$9,883,026	\$6,010,384	\$5,003,888	\$446,592	\$70,045,305
<b>Total (Comprehensive Cost)</b>	<b>\$57,549,750</b>	<b>\$11,680,398</b>	<b>\$7,212,592</b>	<b>\$6,003,792</b>	<b>\$762,096</b>	<b>\$83,208,628</b>

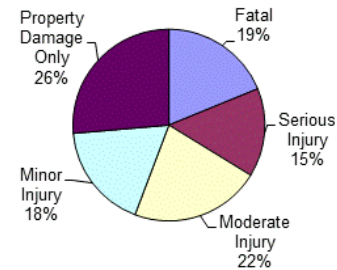
# Livingston County Young Driver Crashes (<21)

Crash Casualty Severity	Crash Casualties	Crash Costs
Fatal	1	\$10,394,583
Serious Injury	11	\$8,263,497
Moderate Injury	87	\$12,143,547
Minor Injury	117	\$9,871,758
Property Damage Only	1,426	\$14,572,294
<b>Total</b>	<b>1,642</b>	<b>\$55,245,679</b>
Average cost of crash casualty		\$33,645

Crash Casualties



Crash Costs

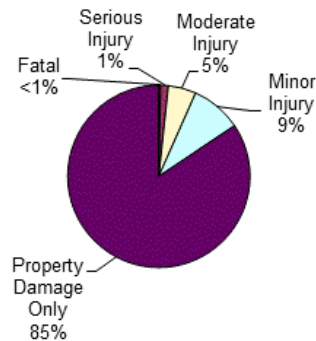


Costs of Young Driver Crashes in Livingston County (2021 dollars)						
	Fatal	Serious Injury	Moderate Injury	Minor Injury	Property Damage Only	Total
Medical Care	\$16,960	\$348,656	\$418,296	\$366,561	\$333,684	\$1,484,157
Work Loss	\$1,307,051	\$594,077	\$803,358	\$647,127	\$675,924	\$4,027,537
Public Services	\$1,090	\$3,256	\$13,833	\$14,157	\$72,726	\$105,062
Adjudication	\$129,629	\$126,269	\$163,821	\$135,252	\$114,080	\$669,051
Insurance Administration	\$34,287	\$113,388	\$276,834	\$244,647	\$611,754	\$1,280,910
Congestion & Environmental	\$7,332	\$19,789	\$154,251	\$207,441	\$2,545,410	\$2,934,223
Property Damage & Loss	\$15,608	\$128,381	\$789,699	\$847,782	\$3,801,716	\$5,583,186
<b>Subtotal (Monetary Cost)</b>	<b>\$1,511,957</b>	<b>\$1,333,816</b>	<b>\$2,620,092</b>	<b>\$2,462,967</b>	<b>\$8,155,294</b>	<b>\$16,084,126</b>
Quality of Life	\$8,882,626	\$6,929,681	\$9,523,455	\$7,408,791	\$6,417,000	\$39,161,553
<b>Total (Comprehensive Cost)</b>	<b>\$10,394,583</b>	<b>\$8,263,497</b>	<b>\$12,143,547</b>	<b>\$9,871,758</b>	<b>\$14,572,294</b>	<b>\$55,245,679</b>

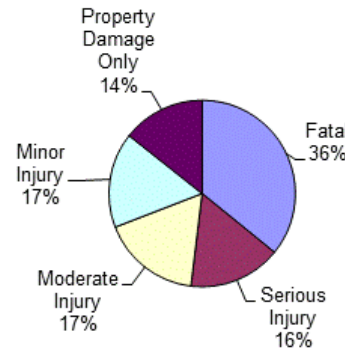
# Livingston County Older Driver Crashes (65+)

Crash Casualty Severity	Crash Casualties	Crash Costs
Fatal	4	\$41,578,332
Serious Injury	19	\$18,643,142
Moderate Injury	68	\$19,946,032
Minor Injury	123	\$19,182,711
Property Damage Only	1,157	\$16,620,305
<b>Total</b>	<b>1,371</b>	<b>\$115,970,522</b>
Average cost of crash casualty	\$84,588	

Crash Casualties



Crash Costs



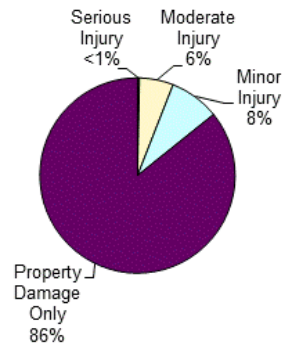
Costs of Older Driver Crashes in Livingston County (2021 dollars)						
	Fatal	Serious Injury	Moderate Injury	Minor Injury	Property Damage Only	Total
Medical Care	\$67,840	\$780,330	\$720,528	\$690,153	\$452,387	\$2,711,238
Work Loss	\$5,228,204	\$1,351,071	\$1,371,968	\$1,286,334	\$850,395	\$10,087,972
Public Services	\$4,360	\$6,441	\$12,920	\$17,097	\$62,478	\$103,296
Adjudication	\$518,516	\$285,304	\$280,160	\$264,081	\$157,352	\$1,505,413
Insurance Administration	\$137,148	\$252,320	\$353,940	\$381,792	\$594,698	\$1,719,898
Congestion & Environmental	\$29,328	\$34,295	\$121,040	\$218,571	\$2,064,088	\$2,467,322
Property Damage & Loss	\$62,432	\$247,285	\$655,724	\$940,212	\$3,322,904	\$5,228,557
<b>Subtotal (Monetary Cost)</b>	<b>\$6,047,828</b>	<b>\$2,957,046</b>	<b>\$3,516,280</b>	<b>\$3,798,240</b>	<b>\$7,504,302</b>	<b>\$23,823,696</b>
Quality of Life	\$35,530,504	\$15,686,096	\$16,429,752	\$15,384,471	\$9,116,003	\$92,146,826
<b>Total (Comprehensive Cost)</b>	<b>\$41,578,332</b>	<b>\$18,643,142</b>	<b>\$19,946,032</b>	<b>\$19,182,711</b>	<b>\$16,620,305</b>	<b>\$115,970,522</b>



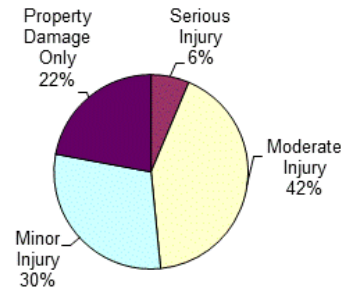
# Livingston County Medium/Large Truck Crashes

Crash Casualty Severity	Crash Casualties	Crash Costs
Fatal	0	\$0
Serious Injury	1	\$873,140
Moderate Injury	17	\$5,775,648
Minor Injury	25	\$4,049,600
Property Damage Only	259	\$3,029,005
<b>Total</b>	<b>302</b>	<b>\$13,727,393</b>
Average cost of crash casualty		\$45,455

Crash Casualties



Crash Costs



Costs of Medium/Large Truck Crashes in Livingston County (2021 dollars)						
	Fatal	Serious Injury	Moderate Injury	Minor Injury	Property Damage Only	Total
Medical Care	\$0	\$40,481	\$293,505	\$197,925	\$94,017	\$625,928
Work Loss	\$0	\$125,394	\$907,426	\$570,800	\$754,467	\$2,358,087
Public Services	\$0	\$321	\$2,975	\$4,800	\$12,173	\$20,269
Adjudication	\$0	\$14,511	\$48,178	\$37,550	\$41,181	\$141,420
Insurance Administration	\$0	\$11,399	\$62,050	\$55,750	\$141,932	\$271,131
Congestion & Environmental	\$0	\$1,867	\$31,195	\$45,925	\$478,373	\$557,360
Property Damage & Loss	\$0	\$10,723	\$139,621	\$156,375	\$745,920	\$1,052,639
<b>Subtotal (Monetary Cost)</b>	<b>\$0</b>	<b>\$204,696</b>	<b>\$1,484,950</b>	<b>\$1,069,125</b>	<b>\$2,268,063</b>	<b>\$5,026,834</b>
Quality of Life	\$0	\$668,444	\$4,290,698	\$2,980,475	\$760,942	\$8,700,559
<b>Total (Comprehensive Cost)</b>	<b>\$0</b>	<b>\$873,140</b>	<b>\$5,775,648</b>	<b>\$4,049,600</b>	<b>\$3,029,005</b>	<b>\$13,727,393</b>

# Livingston County Motorcycle Crashes

Injury Severity	Motorcyclist Crash Victims	Motorcyclist Victim Costs
Fatal	3	\$32,187,204
Serious Injury	15	\$14,572,065
Moderate Injury	17	\$4,527,168
Minor Injury	13	\$3,037,047
Property Damage Only	13	\$653,406
<b>Total</b>	<b>61</b>	<b>\$54,976,890</b>
Average cost of crash casualty		\$901,260

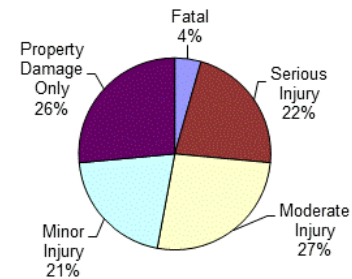
Injury Severity	Non-motorcyclist Crash Victims	Non-motorcyclist Victim Costs
Fatal	0	\$0
Serious Injury	0	\$0
Moderate Injury	1	\$194,433
Minor Injury	1	\$100,690
Property Damage Only	5	\$29,685
<b>Total</b>	<b>7</b>	<b>\$324,808</b>
Average cost of crash casualty		\$46,401

Motorcyclist Victim Costs in Motorcycle Crashes in Livingston County (2021 dollars)						
	Fatal	Serious Injury	Moderate Injury	Minor Injury	Property Damage Only	Total
Medical Care	\$59,040	\$607,230	\$161,313	\$108,030	\$20,202	\$955,815
Work Loss	\$4,433,631	\$1,099,185	\$326,094	\$218,413	\$41,353	\$6,118,676
Public Services	\$3,270	\$5,085	\$3,281	\$2,405	\$1,105	\$15,146
Adjudication	\$388,887	\$228,990	\$65,535	\$43,914	\$8,229	\$735,555
Insurance Administration	\$97,464	\$193,305	\$83,181	\$57,629	\$18,122	\$449,701
Congestion & Environmental	\$21,996	\$20,520	\$22,576	\$17,264	\$17,303	\$99,659
Property Damage & Loss	\$66,909	\$179,220	\$161,976	\$120,484	\$73,983	\$602,572
Subtotal (Monetary Cost)	\$5,071,197	\$2,333,535	\$823,956	\$568,139	\$180,297	\$8,977,124
Quality of Life	\$27,116,007	\$12,238,530	\$3,703,212	\$2,468,908	\$473,109	\$45,999,766
<b>Total (Comprehensive Cost)</b>	<b>\$32,187,204</b>	<b>\$14,572,065</b>	<b>\$4,527,168</b>	<b>\$3,037,047</b>	<b>\$653,406</b>	<b>\$54,976,890</b>

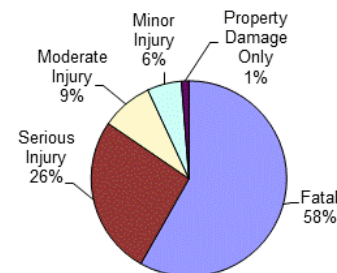
Non-motorcyclist Victim Costs in Motorcycle Crashes in Livingston County (2021 dollars)						
	Fatal	Serious Injury	Moderate Injury	Minor Injury	Property Damage Only	Total
Medical Care	\$0	\$0	\$7,041	\$3,606	\$0	\$10,647
Work Loss	\$0	\$0	\$13,160	\$6,489	\$615	\$20,264
Public Services	\$0	\$0	\$168	\$120	\$125	\$413
Adjudication	\$0	\$0	\$2,706	\$1,346	\$0	\$4,052
Insurance Administration	\$0	\$0	\$3,867	\$2,277	\$2,170	\$8,314
Congestion & Environmental	\$0	\$0	\$1,774	\$1,776	\$8,935	\$12,485
Property Damage & Loss	\$0	\$0	\$9,302	\$6,971	\$17,840	\$34,113
Subtotal (Monetary Cost)	\$0	\$0	\$38,018	\$22,585	\$29,685	\$90,288
Quality of Life	\$0	\$0	\$156,415	\$78,105	\$0	\$234,520
<b>Total (Comprehensive Cost)</b>	<b>\$0</b>	<b>\$0</b>	<b>\$194,433</b>	<b>\$100,690</b>	<b>\$29,685</b>	<b>\$324,808</b>

Costs of Motorcycle Crashes in Livingston County (2021 dollars)						
	Fatal	Serious Injury	Moderate Injury	Minor Injury	Property Damage Only	Total
Medical Care	\$59,040	\$607,230	\$168,354	\$111,636	\$20,202	\$966,462
Work Loss	\$4,433,631	\$1,099,185	\$339,254	\$224,902	\$41,968	\$6,138,940
Public Services	\$3,270	\$5,085	\$3,449	\$2,525	\$1,230	\$15,559
Adjudication	\$388,887	\$228,990	\$68,241	\$45,260	\$8,229	\$739,607
Insurance Administration	\$97,464	\$193,305	\$87,048	\$59,906	\$20,292	\$458,015
Congestion & Environmental	\$21,996	\$20,520	\$24,350	\$19,040	\$26,238	\$112,144
Property Damage & Loss	\$66,909	\$179,220	\$171,278	\$127,455	\$91,823	\$636,685
Subtotal (Monetary Cost)	\$5,071,197	\$2,333,535	\$861,974	\$590,724	\$209,982	\$9,067,412
Quality of Life	\$27,116,007	\$12,238,530	\$3,859,627	\$2,547,013	\$473,109	\$46,234,286
<b>Total (Comprehensive Cost)</b>	<b>\$32,187,204</b>	<b>\$14,572,065</b>	<b>\$4,721,601</b>	<b>\$3,137,737</b>	<b>\$683,091</b>	<b>\$55,301,698</b>

Crash Casualties



Crash Costs



# Livingston County Bicycle Crashes

Injury Severity	Bicyclist Crash Victims	Bicyclist Victim Costs
Fatal	0	\$0
Serious Injury	1	\$934,954
Moderate Injury	5	\$990,230
Minor Injury	3	\$380,676
Property Damage Only	1	\$13,676
<b>Total</b>	<b>10</b>	<b>\$2,319,536</b>
Average cost of crash casualty	\$231,954	

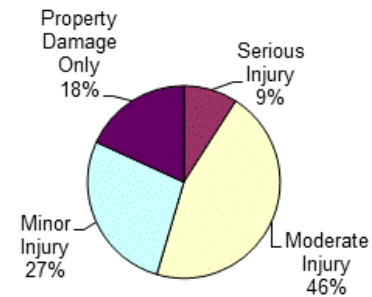
Injury Severity	Non-bicyclist Crash Victims	Non-bicyclist Victim Costs
Fatal	0	\$0
Serious Injury	0	\$0
Moderate Injury	0	\$0
Minor Injury	0	\$0
Property Damage Only	1	\$8,949
<b>Total</b>	<b>1</b>	<b>\$8,949</b>
Average cost of crash casualty	\$8,949	

Bicyclist Victim Costs in Bicycle Crashes in Livingston County (2021 dollars)						
	Fatal	Serious Injury	Moderate Injury	Minor Injury	Property Damage Only	Total
Medical Care	\$0	\$40,528	\$34,495	\$12,816	\$464	\$88,303
Work Loss	\$0	\$75,862	\$71,175	\$25,053	\$829	\$172,919
Public Services	\$0	\$338	\$900	\$465	\$21	\$1,724
Adjudication	\$0	\$15,473	\$14,160	\$5,076	\$173	\$34,882
Insurance Administration	\$0	\$17,637	\$19,620	\$7,311	\$248	\$44,816
Congestion & Environmental	\$0	\$1,376	\$6,580	\$3,774	\$178	\$11,908
Property Damage & Loss	\$0	\$250	\$1,240	\$714	\$34	\$2,238
Subtotal (Monetary Cost)	\$0	\$151,464	\$148,170	\$55,209	\$1,947	\$356,790
Quality of Life	\$0	\$783,490	\$842,060	\$325,467	\$11,729	\$1,962,746
<b>Total (Comprehensive Cost)</b>	<b>\$0</b>	<b>\$934,954</b>	<b>\$990,230</b>	<b>\$380,676</b>	<b>\$13,676</b>	<b>\$2,319,536</b>

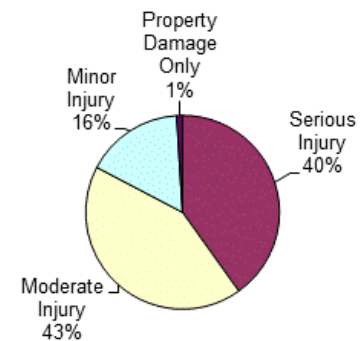
Non-bicyclist Victim Costs in Bicycle Crashes in Livingston County (2021 dollars)						
	Fatal	Serious Injury	Moderate Injury	Minor Injury	Property Damage Only	Total
Medical Care	\$0	\$0	\$0	\$0	\$184	\$184
Work Loss	\$0	\$0	\$0	\$0	\$405	\$405
Public Services	\$0	\$0	\$0	\$0	\$48	\$48
Adjudication	\$0	\$0	\$0	\$0	\$64	\$64
Insurance Administration	\$0	\$0	\$0	\$0	\$382	\$382
Congestion & Environmental	\$0	\$0	\$0	\$0	\$1,785	\$1,785
Property Damage & Loss	\$0	\$0	\$0	\$0	\$2,467	\$2,467
Subtotal (Monetary Cost)	\$0	\$0	\$0	\$0	\$5,335	\$5,335
Quality of Life	\$0	\$0	\$0	\$0	\$3,614	\$3,614
<b>Total (Comprehensive Cost)</b>	<b>\$0</b>	<b>\$0</b>	<b>\$0</b>	<b>\$0</b>	<b>\$8,949</b>	<b>\$8,949</b>

Costs of Bicycle Crashes in Livingston County (2021 dollars)						
	Fatal	Serious Injury	Moderate Injury	Minor Injury	Property Damage Only	Total
Medical Care	\$0	\$40,528	\$34,495	\$12,816	\$648	\$88,487
Work Loss	\$0	\$75,862	\$71,175	\$25,053	\$1,234	\$173,324
Public Services	\$0	\$338	\$900	\$465	\$69	\$1,772
Adjudication	\$0	\$15,473	\$14,160	\$5,076	\$237	\$34,946
Insurance Administration	\$0	\$17,637	\$19,620	\$7,311	\$630	\$45,198
Congestion & Environmental	\$0	\$1,376	\$6,580	\$3,774	\$1,963	\$13,693
Property Damage & Loss	\$0	\$250	\$1,240	\$714	\$2,501	\$4,705
Subtotal (Monetary Cost)	\$0	\$151,464	\$148,170	\$55,209	\$7,282	\$362,125
Quality of Life	\$0	\$783,490	\$842,060	\$325,467	\$15,343	\$1,966,360
<b>Total (Comprehensive Cost)</b>	<b>\$0</b>	<b>\$934,954</b>	<b>\$990,230</b>	<b>\$380,676</b>	<b>\$22,625</b>	<b>\$2,328,485</b>

**Crash Casualties**



**Crash Costs**



# Livingston County Pedestrian Crashes

Injury Severity	Pedestrian Crash Victims	Pedestrian Victim Costs
Fatal	1	\$9,734,351
Serious Injury	7	\$7,446,593
Moderate Injury	12	\$2,959,320
Minor Injury	3	\$466,806
Property Damage Only	2	\$31,856
<b>Total</b>	<b>25</b>	<b>\$20,638,926</b>
Average cost of crash casualty	\$825,557	

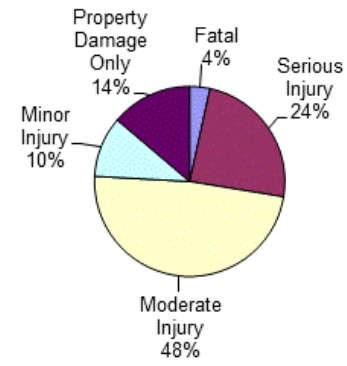
Injury Severity	Non-pedestrian Crash Victims	Non-pedestrian Victim Costs
Fatal	0	\$0
Serious Injury	0	\$0
Moderate Injury	2	\$370,262
Minor Injury	0	\$0
Property Damage Only	2	\$12,964
<b>Total</b>	<b>4</b>	<b>\$383,226</b>
Average cost of crash casualty	\$95,807	

Pedestrian Victim Costs in Pedestrian Crashes in Livingston County (2021 dollars)						
	Fatal	Serious Injury	Moderate Injury	Minor Injury	Property Damage Only	Total
Medical Care	\$22,607	\$338,079	\$109,596	\$16,392	\$1,116	\$487,790
Work Loss	\$1,187,181	\$545,475	\$186,384	\$26,850	\$1,672	\$1,947,562
Public Services	\$1,090	\$2,366	\$2,160	\$465	\$42	\$6,123
Adjudication	\$129,629	\$118,531	\$39,744	\$5,802	\$374	\$294,080
Insurance Administration	\$48,594	\$136,136	\$54,168	\$8,187	\$522	\$247,607
Congestion & Environmental	\$7,332	\$9,632	\$15,792	\$3,774	\$356	\$36,886
Subtotal (Monetary Cost)	\$1,396,433	\$1,150,219	\$407,844	\$61,470	\$4,082	\$3,020,048
Quality of Life	\$8,337,918	\$6,296,374	\$2,551,476	\$405,336	\$27,774	\$17,618,878
<b>Total (Comprehensive Cost)</b>	<b>\$9,734,351</b>	<b>\$7,446,593</b>	<b>\$2,959,320</b>	<b>\$466,806</b>	<b>\$31,856</b>	<b>\$20,638,926</b>

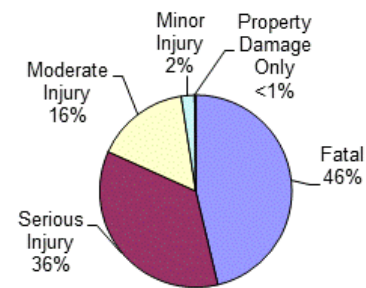
Non-pedestrian Victim in Pedestrian Crashes in Livingston County (2021 dollars)						
	Fatal	Serious Injury	Moderate Injury	Minor Injury	Property Damage Only	Total
Medical Care	\$0	\$0	\$14,082	\$0	\$368	\$14,450
Work Loss	\$0	\$0	\$26,320	\$0	\$810	\$27,130
Public Services	\$0	\$0	\$336	\$0	\$96	\$432
Adjudication	\$0	\$0	\$5,412	\$0	\$128	\$5,540
Insurance Administration	\$0	\$0	\$7,734	\$0	\$764	\$8,498
Congestion & Environmental	\$0	\$0	\$3,548	\$0	\$3,570	\$7,118
Subtotal (Monetary Cost)	\$0	\$0	\$57,432	\$0	\$5,736	\$63,168
Quality of Life	\$0	\$0	\$312,830	\$0	\$7,228	\$320,058
<b>Total (Comprehensive Cost)</b>	<b>\$0</b>	<b>\$0</b>	<b>\$370,262</b>	<b>\$0</b>	<b>\$12,964</b>	<b>\$383,226</b>

Costs of Pedestrian Crashes in Livingston County (2021 dollars)						
	Fatal	Serious Injury	Moderate Injury	Minor Injury	Property Damage Only	Total
Medical Care	\$22,607	\$338,079	\$123,678	\$16,392	\$1,484	\$502,240
Work Loss	\$1,187,181	\$545,475	\$212,704	\$26,850	\$2,482	\$1,974,692
Public Services	\$1,090	\$2,366	\$2,496	\$465	\$138	\$6,555
Adjudication	\$129,629	\$118,531	\$45,156	\$5,802	\$502	\$299,620
Insurance Administration	\$48,594	\$136,136	\$61,902	\$8,187	\$1,286	\$256,105
Congestion & Environmental	\$7,332	\$9,632	\$19,340	\$3,774	\$3,926	\$44,004
Subtotal (Monetary Cost)	\$1,396,433	\$1,150,219	\$465,276	\$61,470	\$9,818	\$3,083,216
Quality of Life	\$8,337,918	\$6,296,374	\$2,864,306	\$405,336	\$35,002	\$17,938,936
<b>Total (Comprehensive Cost)</b>	<b>\$9,734,351</b>	<b>\$7,446,593</b>	<b>\$3,329,582</b>	<b>\$466,806</b>	<b>\$44,820</b>	<b>\$21,022,152</b>

Crash Casualties



Crash Costs



# Luce County Traffic Crashes and Crime

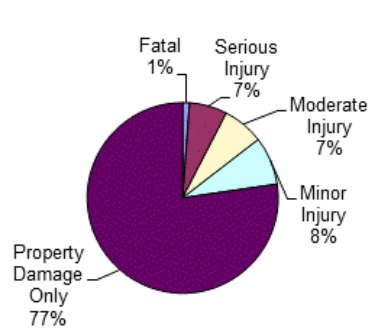
Crash Casualty Severity	Crash Casualties	Crash Costs
Fatal	2	\$20,789,166
Serious Injury	11	\$10,293,184
Moderate Injury	12	\$2,333,196
Minor Injury	14	\$1,409,660
Property Damage Only	133	\$1,190,217
<b>Total</b>	<b>172</b>	<b>\$36,015,423</b>
Average cost of crash casualty		\$209,392

Index Crime Category	Number of Crimes	Crime Costs
Murder	1	\$9,909,389
Rape	2	\$1,131,006
Aggravated Assault	18	\$837,864
Robbery	0	\$0
Larceny	55	\$235,455
Burglary	20	\$85,220
Motor Vehicle Theft	8	\$82,408
<b>Total</b>	<b>104</b>	<b>\$12,281,342</b>
Average cost of index crime		\$118,090

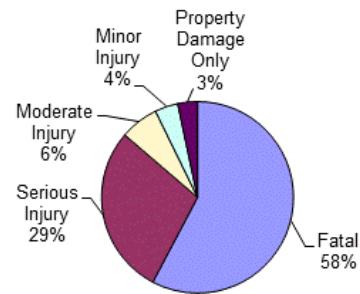
Costs of Crashes in Luce County (2021 dollars)						
	Fatal	Serious Injury	Moderate Injury	Minor Injury	Property Damage Only	Total
Medical Care	\$33,920	\$440,869	\$84,492	\$50,484	\$24,472	\$634,237
Work Loss	\$2,614,102	\$758,780	\$157,920	\$90,846	\$53,865	\$3,675,513
Public Services	\$2,180	\$3,663	\$2,016	\$1,680	\$6,384	\$15,923
Adjudication & Sanctioning	\$259,258	\$160,644	\$32,472	\$18,844	\$8,512	\$479,730
Insurance Administration	\$68,574	\$137,159	\$46,404	\$31,878	\$50,806	\$334,821
Congestion & Environmental	\$14,664	\$19,855	\$21,288	\$24,864	\$237,405	\$318,076
Property Damage & Loss	\$31,216	\$136,752	\$111,624	\$97,594	\$328,111	\$705,297
<b>Subtotal (Monetary Cost)</b>	<b>\$3,023,914</b>	<b>\$1,657,722</b>	<b>\$456,216</b>	<b>\$316,190</b>	<b>\$709,555</b>	<b>\$6,163,597</b>
Quality of Life	\$17,765,252	\$8,635,462	\$1,876,980	\$1,093,470	\$480,662	\$29,851,826
<b>Total (Comprehensive Cost)</b>	<b>\$20,789,166</b>	<b>\$10,293,184</b>	<b>\$2,333,196</b>	<b>\$1,409,660</b>	<b>\$1,190,217</b>	<b>\$36,015,423</b>

Costs of Index Crimes in Luce County (2021 dollars)								
	Murder	Rape	Aggravated Assault	Robbery	Larceny	Burglary	Motor Vehicle Theft	Total
Medical Care	\$12,893	\$6,748	\$38,070	\$0	\$0	\$0	\$0	\$57,711
Mental Health	\$12,125	\$13,170	\$7,344	\$0	\$0	\$0	\$0	\$32,639
Work Loss	\$1,160,258	\$14,254	\$40,968	\$0	\$1,705	\$780	\$936	\$1,218,901
Public Services	\$104,785	\$1,522	\$43,902	\$0	\$28,985	\$7,240	\$3,640	\$190,074
Adjudication & Sanctioning	\$489,046	\$90,476	\$107,910	\$0	\$142,725	\$15,420	\$15,920	\$861,497
Property Damage & Loss	\$211	\$378	\$1,512	\$0	\$62,040	\$61,780	\$61,912	\$187,833
<b>Subtotal (Monetary Cost)</b>	<b>\$1,779,318</b>	<b>\$126,548</b>	<b>\$239,706</b>	<b>\$0</b>	<b>\$235,455</b>	<b>\$85,220</b>	<b>\$82,408</b>	<b>\$2,548,655</b>
Quality of Life	\$8,130,071	\$1,004,458	\$598,158	\$0	\$0	\$0	\$0	\$9,732,687
<b>Total (Comprehensive Costs)</b>	<b>\$9,909,389</b>	<b>\$1,131,006</b>	<b>\$837,864</b>	<b>\$0</b>	<b>\$235,455</b>	<b>\$85,220</b>	<b>\$82,408</b>	<b>\$12,281,342</b>

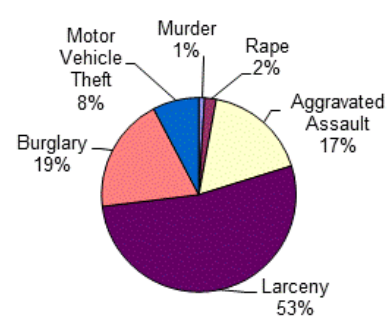
Crash Casualties



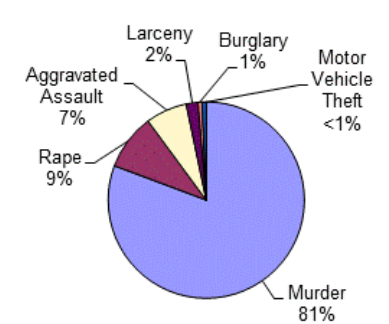
Crash Costs



Index Crimes



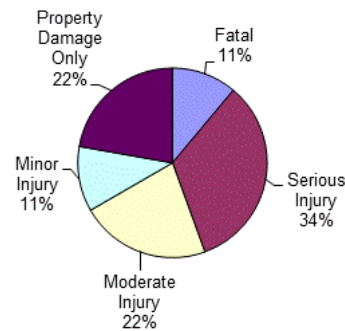
Index Crime Costs



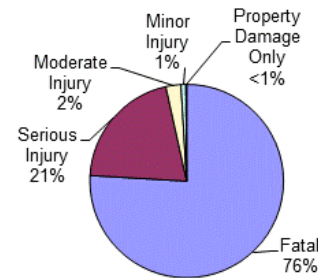
# Luce County Alcohol-Involved Crashes

Crash Casualty Severity	Crash Casualties	Crash Costs
Fatal	1	\$11,509,950
Serious Injury	3	\$3,125,622
Moderate Injury	2	\$381,049
Minor Injury	1	\$123,663
Property Damage Only	2	\$18,948
<b>Total</b>	<b>9</b>	<b>\$15,159,232</b>
Average cost of crash casualty		\$1,684,359

Crash Casualties



Crash Costs



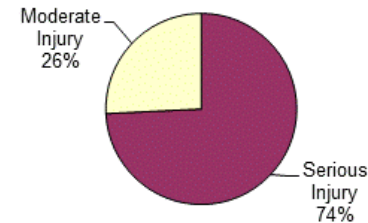
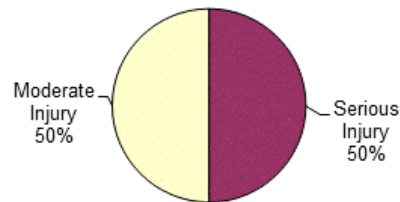
Costs of Alcohol-Involved Crashes in Luce County (2021 dollars)						
	Fatal	Serious Injury	Moderate Injury	Minor Injury	Property Damage Only	Total
Medical Care	\$16,960	\$133,932	\$13,092	\$4,316	\$420	\$168,720
Work Loss	\$1,564,761	\$224,997	\$24,678	\$7,647	\$874	\$1,822,957
Public Services	\$1,090	\$1,029	\$332	\$129	\$98	\$2,678
Adjudication & Sanctioning	\$129,629	\$49,800	\$5,498	\$1,705	\$164	\$186,796
Insurance Administration	\$34,287	\$41,163	\$8,692	\$2,982	\$870	\$87,994
Congestion & Environmental	\$7,332	\$5,421	\$1,773	\$3,546	\$3,570	\$21,642
Property Damage & Loss	\$15,608	\$37,800	\$18,812	\$7,794	\$5,100	\$85,114
<b>Subtotal (Monetary Cost)</b>	<b>\$1,769,667</b>	<b>\$494,142</b>	<b>\$72,877</b>	<b>\$28,119</b>	<b>\$11,096</b>	<b>\$2,375,901</b>
Quality of Life	\$9,740,283	\$2,631,480	\$308,172	\$95,544	\$7,852	\$12,783,331
<b>Total (Comprehensive Cost)</b>	<b>\$11,509,950</b>	<b>\$3,125,622</b>	<b>\$381,049</b>	<b>\$123,663</b>	<b>\$18,948</b>	<b>\$15,159,232</b>

# Luce County Drug-Involved Crashes

Crash Casualty Severity	Crash Casualties	Crash Costs
Fatal	0	\$0
Serious Injury	1	\$1,297,822
Moderate Injury	1	\$450,787
Minor Injury	0	\$0
Property Damage Only	0	\$0
<b>Total</b>	<b>2</b>	<b>\$1,748,609</b>
Average cost of crash casualty	\$874,305	

Crash Casualties

Crash Costs

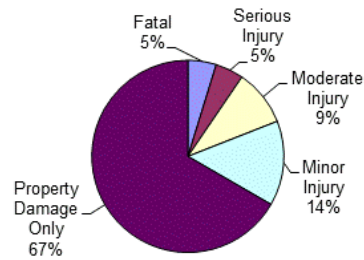


Costs of Drug-Involved Crashes in Luce County (2021 dollars)						
	Fatal	Serious Injury	Moderate Injury	Minor Injury	Property Damage Only	Total
Medical Care	\$0	\$54,266	\$16,476	\$0	\$0	\$70,742
Work Loss	\$0	\$92,459	\$31,506	\$0	\$0	\$123,965
Public Services	\$0	\$388	\$225	\$0	\$0	\$613
Adjudication & Sanctioning	\$0	\$20,229	\$6,748	\$0	\$0	\$26,977
Insurance Administration	\$0	\$16,942	\$7,774	\$0	\$0	\$24,716
Congestion & Environmental	\$0	\$1,816	\$1,784	\$0	\$0	\$3,600
Property Damage & Loss	\$0	\$13,608	\$10,625	\$0	\$0	\$24,233
<b>Subtotal (Monetary Cost)</b>	<b>\$0</b>	<b>\$199,708</b>	<b>\$75,138</b>	<b>\$0</b>	<b>\$0</b>	<b>\$274,846</b>
Quality of Life	\$0	\$1,098,114	\$375,649	\$0	\$0	\$1,473,763
<b>Total (Comprehensive Cost)</b>	<b>\$0</b>	<b>\$1,297,822</b>	<b>\$450,787</b>	<b>\$0</b>	<b>\$0</b>	<b>\$1,748,609</b>

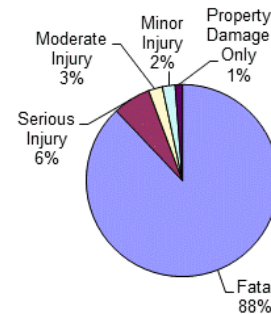
# Luce County Young Driver Crashes (<21)

Crash Casualty Severity	Crash Casualties	Crash Costs
Fatal	1	\$10,394,583
Serious Injury	1	\$751,227
Moderate Injury	2	\$279,162
Minor Injury	3	\$253,122
Property Damage Only	14	\$143,066
<b>Total</b>	<b>21</b>	<b>\$11,821,160</b>
Average cost of crash casualty		\$562,912

Crash Casualties



Crash Costs



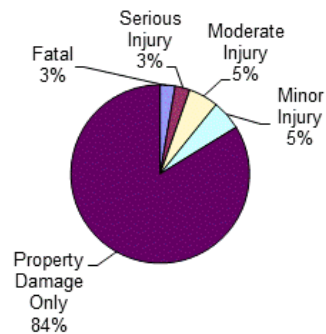
Costs of Young Driver Crashes in Luce County (2021 dollars)						
	Fatal	Serious Injury	Moderate Injury	Minor Injury	Property Damage Only	Total
Medical Care	\$16,960	\$31,696	\$9,616	\$9,399	\$3,276	\$70,947
Work Loss	\$1,307,051	\$54,007	\$18,468	\$16,593	\$6,636	\$1,402,755
Public Services	\$1,090	\$296	\$318	\$363	\$714	\$2,781
Adjudication	\$129,629	\$11,479	\$3,766	\$3,468	\$1,120	\$149,462
Insurance Administration	\$34,287	\$10,308	\$6,364	\$6,273	\$6,006	\$63,238
Congestion & Environmental	\$7,332	\$1,799	\$3,546	\$5,319	\$24,990	\$42,986
Property Damage & Loss	\$15,608	\$11,671	\$18,154	\$21,738	\$37,324	\$104,495
<b>Subtotal (Monetary Cost)</b>	<b>\$1,511,957</b>	<b>\$121,256</b>	<b>\$60,232</b>	<b>\$63,153</b>	<b>\$80,066</b>	<b>\$1,836,664</b>
Quality of Life	\$8,882,626	\$629,971	\$218,930	\$189,969	\$63,000	\$9,984,496
<b>Total (Comprehensive Cost)</b>	<b>\$10,394,583</b>	<b>\$751,227</b>	<b>\$279,162</b>	<b>\$253,122</b>	<b>\$143,066</b>	<b>\$11,821,160</b>



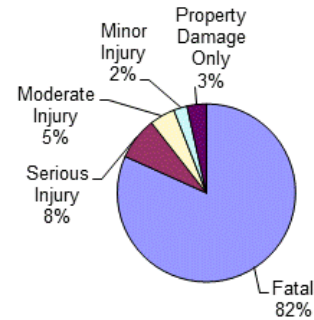
# Luce County Older Driver Crashes (65+)

Crash Casualty Severity	Crash Casualties	Crash Costs
Fatal	1	\$10,394,583
Serious Injury	1	\$981,218
Moderate Injury	2	\$586,648
Minor Injury	2	\$311,914
Property Damage Only	31	\$445,315
<b>Total</b>	<b>37</b>	<b>\$12,719,678</b>
Average cost of crash casualty		\$343,775

Crash Casualties



Crash Costs

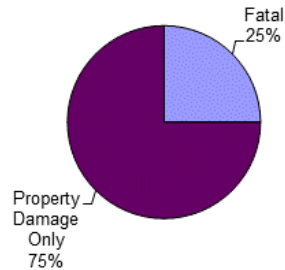


Costs of Older Driver Crashes in Luce County (2021 dollars)						
	Fatal	Serious Injury	Moderate Injury	Minor Injury	Property Damage Only	Total
Medical Care	\$16,960	\$41,070	\$21,192	\$11,222	\$12,121	\$102,565
Work Loss	\$1,307,051	\$71,109	\$40,352	\$20,916	\$22,785	\$1,462,213
Public Services	\$1,090	\$339	\$380	\$278	\$1,674	\$3,761
Adjudication	\$129,629	\$15,016	\$8,240	\$4,294	\$4,216	\$161,395
Insurance Administration	\$34,287	\$13,280	\$10,410	\$6,208	\$15,934	\$80,119
Congestion & Environmental	\$7,332	\$1,805	\$3,560	\$3,554	\$55,304	\$71,555
Property Damage & Loss	\$15,608	\$13,015	\$19,286	\$15,288	\$89,032	\$152,229
<b>Subtotal (Monetary Cost)</b>	<b>\$1,511,957</b>	<b>\$155,634</b>	<b>\$103,420</b>	<b>\$61,760</b>	<b>\$201,066</b>	<b>\$2,033,837</b>
Quality of Life	\$8,882,626	\$825,584	\$483,228	\$250,154	\$244,249	\$10,685,841
<b>Total (Comprehensive Cost)</b>	<b>\$10,394,583</b>	<b>\$981,218</b>	<b>\$586,648</b>	<b>\$311,914</b>	<b>\$445,315</b>	<b>\$12,719,678</b>

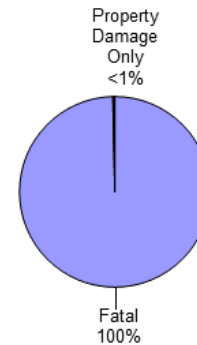
# Luce County Medium/Large Truck Crashes

Crash Casualty Severity	Crash Casualties	Crash Costs
Fatal	1	\$10,432,467
Serious Injury	0	\$0
Moderate Injury	0	\$0
Minor Injury	0	\$0
Property Damage Only	3	\$35,085
<b>Total</b>	<b>4</b>	<b>\$10,467,552</b>
Average cost of crash casualty		\$2,616,888

Crash Casualties



Crash Costs



Costs of Medium/Large Truck Crashes in Luce County (2021 dollars)						
	Fatal	Serious Injury	Moderate Injury	Minor Injury	Property Damage Only	Total
Medical Care	\$32,338	\$0	\$0	\$0	\$1,089	\$33,427
Work Loss	\$1,307,051	\$0	\$0	\$0	\$8,739	\$1,315,790
Public Services	\$1,096	\$0	\$0	\$0	\$141	\$1,237
Adjudication	\$141,870	\$0	\$0	\$0	\$477	\$142,347
Insurance Administration	\$34,040	\$0	\$0	\$0	\$1,644	\$35,684
Congestion & Environmental	\$7,583	\$0	\$0	\$0	\$5,541	\$13,124
Property Damage & Loss	\$25,863	\$0	\$0	\$0	\$8,640	\$34,503
<b>Subtotal (Monetary Cost)</b>	<b>\$1,549,841</b>	<b>\$0</b>	<b>\$0</b>	<b>\$0</b>	<b>\$26,271</b>	<b>\$1,576,112</b>
Quality of Life	\$8,882,626	\$0	\$0	\$0	\$8,814	\$8,891,440
<b>Total (Comprehensive Cost)</b>	<b>\$10,432,467</b>	<b>\$0</b>	<b>\$0</b>	<b>\$0</b>	<b>\$35,085</b>	<b>\$10,467,552</b>

# Luce County Motorcycle Crashes

Injury Severity	Motorcyclist Crash Victims	Motorcyclist Victim Costs
Fatal	0	\$0
Serious Injury	0	\$0
Moderate Injury	0	\$0
Minor Injury	1	\$233,619
Property Damage Only	0	\$0
<b>Total</b>	<b>1</b>	<b>\$233,619</b>
Average cost of crash casualty	\$233,619	

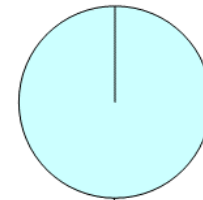
Injury Severity	Non-motorcyclist Crash Victims	Non-motorcyclist Victim Costs
Fatal	0	\$0
Serious Injury	0	\$0
Moderate Injury	0	\$0
Minor Injury	0	\$0
Property Damage Only	0	\$0
<b>Total</b>	<b>0</b>	<b>\$0</b>
Average cost of crash casualty	\$0	

Motorcyclist Victim Costs in Motorcycle Crashes in Luce County (2021 dollars)						
	Fatal	Serious Injury	Moderate Injury	Minor Injury	Property Damage Only	Total
Medical Care	\$0	\$0	\$0	\$8,310	\$0	\$8,310
Work Loss	\$0	\$0	\$0	\$16,801	\$0	\$16,801
Public Services	\$0	\$0	\$0	\$185	\$0	\$185
Adjudication	\$0	\$0	\$0	\$3,378	\$0	\$3,378
Insurance Administration	\$0	\$0	\$0	\$4,433	\$0	\$4,433
Congestion & Environmental	\$0	\$0	\$0	\$1,328	\$0	\$1,328
Property Damage & Loss	\$0	\$0	\$0	\$9,268	\$0	\$9,268
<b>Subtotal (Monetary Cost)</b>	<b>\$0</b>	<b>\$0</b>	<b>\$0</b>	<b>\$43,703</b>	<b>\$0</b>	<b>\$43,703</b>
Quality of Life	\$0	\$0	\$0	\$189,916	\$0	\$189,916
<b>Total (Comprehensive Cost)</b>	<b>\$0</b>	<b>\$0</b>	<b>\$0</b>	<b>\$233,619</b>	<b>\$0</b>	<b>\$233,619</b>

Non-motorcyclist Victim Costs in Motorcycle Crashes in Luce County (2021 dollars)						
	Fatal	Serious Injury	Moderate Injury	Minor Injury	Property Damage Only	Total
Medical Care	\$0	\$0	\$0	\$0	\$0	\$0
Work Loss	\$0	\$0	\$0	\$0	\$0	\$0
Public Services	\$0	\$0	\$0	\$0	\$0	\$0
Adjudication	\$0	\$0	\$0	\$0	\$0	\$0
Insurance Administration	\$0	\$0	\$0	\$0	\$0	\$0
Congestion & Environmental	\$0	\$0	\$0	\$0	\$0	\$0
Property Damage & Loss	\$0	\$0	\$0	\$0	\$0	\$0
<b>Subtotal (Monetary Cost)</b>	<b>\$0</b>	<b>\$0</b>	<b>\$0</b>	<b>\$0</b>	<b>\$0</b>	<b>\$0</b>
Quality of Life	\$0	\$0	\$0	\$0	\$0	\$0
<b>Total (Comprehensive Cost)</b>	<b>\$0</b>	<b>\$0</b>	<b>\$0</b>	<b>\$0</b>	<b>\$0</b>	<b>\$0</b>

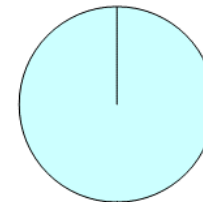
Costs of Motorcycle Crashes in Luce County (2021 dollars)						
	Fatal	Serious Injury	Moderate Injury	Minor Injury	Property Damage Only	Total
Medical Care	\$0	\$0	\$0	\$8,310	\$0	\$8,310
Work Loss	\$0	\$0	\$0	\$16,801	\$0	\$16,801
Public Services	\$0	\$0	\$0	\$185	\$0	\$185
Adjudication	\$0	\$0	\$0	\$3,378	\$0	\$3,378
Insurance Administration	\$0	\$0	\$0	\$4,433	\$0	\$4,433
Congestion & Environmental	\$0	\$0	\$0	\$1,328	\$0	\$1,328
Property Damage & Loss	\$0	\$0	\$0	\$9,268	\$0	\$9,268
<b>Subtotal (Monetary Cost)</b>	<b>\$0</b>	<b>\$0</b>	<b>\$0</b>	<b>\$43,703</b>	<b>\$0</b>	<b>\$43,703</b>
Quality of Life	\$0	\$0	\$0	\$189,916	\$0	\$189,916
<b>Total (Comprehensive Cost)</b>	<b>\$0</b>	<b>\$0</b>	<b>\$0</b>	<b>\$233,619</b>	<b>\$0</b>	<b>\$233,619</b>

Crash Casualties



Minor Injury  
100%

Crash Costs



Minor Injury  
100%

# Luce County Bicycle Crashes

Injury Severity	Bicyclist Crash Victims	Bicyclist Victim Costs
Fatal	0	\$0
Serious Injury	0	\$0
Moderate Injury	0	\$0
Minor Injury	0	\$0
Property Damage Only	0	\$0
Total	0	\$0
Average cost of crash casualty	\$0	

Injury Severity	Non-bicyclist Crash Victims	Non-bicyclist Victim Costs
Fatal	0	\$0
Serious Injury	0	\$0
Moderate Injury	0	\$0
Minor Injury	0	\$0
Property Damage Only	0	\$0
Total	0	\$0
Average cost of crash casualty	\$0	

Bicyclist Victim Costs in Bicycle Crashes in Luce County (2021 dollars)						
	Fatal	Serious Injury	Moderate Injury	Minor Injury	Property Damage Only	Total
Medical Care	\$0	\$0	\$0	\$0	\$0	\$0
Work Loss	\$0	\$0	\$0	\$0	\$0	\$0
Public Services	\$0	\$0	\$0	\$0	\$0	\$0
Adjudication	\$0	\$0	\$0	\$0	\$0	\$0
Insurance Administration	\$0	\$0	\$0	\$0	\$0	\$0
Congestion & Environmental	\$0	\$0	\$0	\$0	\$0	\$0
Property Damage & Loss	\$0	\$0	\$0	\$0	\$0	\$0
Subtotal (Monetary Cost)	\$0	\$0	\$0	\$0	\$0	\$0
Quality of Life	\$0	\$0	\$0	\$0	\$0	\$0
<b>Total (Comprehensive Cost)</b>	<b>\$0</b>	<b>\$0</b>	<b>\$0</b>	<b>\$0</b>	<b>\$0</b>	<b>\$0</b>

Crash Casualties

No Bicycle Crashes

Non-bicyclist Victim Costs in Bicycle Crashes in Luce County (2021 dollars)						
	Fatal	Serious Injury	Moderate Injury	Minor Injury	Property Damage Only	Total
Medical Care	\$0	\$0	\$0	\$0	\$0	\$0
Work Loss	\$0	\$0	\$0	\$0	\$0	\$0
Public Services	\$0	\$0	\$0	\$0	\$0	\$0
Adjudication	\$0	\$0	\$0	\$0	\$0	\$0
Insurance Administration	\$0	\$0	\$0	\$0	\$0	\$0
Congestion & Environmental	\$0	\$0	\$0	\$0	\$0	\$0
Property Damage & Loss	\$0	\$0	\$0	\$0	\$0	\$0
Subtotal (Monetary Cost)	\$0	\$0	\$0	\$0	\$0	\$0
Quality of Life	\$0	\$0	\$0	\$0	\$0	\$0
<b>Total (Comprehensive Cost)</b>	<b>\$0</b>	<b>\$0</b>	<b>\$0</b>	<b>\$0</b>	<b>\$0</b>	<b>\$0</b>

Crash Costs

Costs of Bicycle Crashes in Luce County (2021 dollars)						
	Fatal	Serious Injury	Moderate Injury	Minor Injury	Property Damage Only	Total
Medical Care	\$0	\$0	\$0	\$0	\$0	\$0
Work Loss	\$0	\$0	\$0	\$0	\$0	\$0
Public Services	\$0	\$0	\$0	\$0	\$0	\$0
Adjudication	\$0	\$0	\$0	\$0	\$0	\$0
Insurance Administration	\$0	\$0	\$0	\$0	\$0	\$0
Congestion & Environmental	\$0	\$0	\$0	\$0	\$0	\$0
Property Damage & Loss	\$0	\$0	\$0	\$0	\$0	\$0
Subtotal (Monetary Cost)	\$0	\$0	\$0	\$0	\$0	\$0
Quality of Life	\$0	\$0	\$0	\$0	\$0	\$0
<b>Total (Comprehensive Cost)</b>	<b>\$0</b>	<b>\$0</b>	<b>\$0</b>	<b>\$0</b>	<b>\$0</b>	<b>\$0</b>

**Bicycle Crash Costs =  
\$0**

# Luce County Pedestrian Crashes

Injury Severity	Pedestrian Crash Victims	Pedestrian Victim Costs
Fatal	0	\$0
Serious Injury	0	\$0
Moderate Injury	0	\$0
Minor Injury	0	\$0
Property Damage Only	0	\$0
<b>Total</b>	<b>0</b>	<b>\$0</b>
Average cost of crash casualty	\$0	

Injury Severity	Non-pedestrian Crash Victims	Non-pedestrian Victim Costs
Fatal	0	\$0
Serious Injury	0	\$0
Moderate Injury	0	\$0
Minor Injury	0	\$0
Property Damage Only	0	\$0
<b>Total</b>	<b>0</b>	<b>\$0</b>
Average cost of crash casualty	\$0	

Crash Casualties

Pedestrian Victim Costs in Pedestrian Crashes in Luce County (2021 dollars)						
	Fatal	Serious Injury	Moderate Injury	Minor Injury	Property Damage Only	Total
Medical Care	\$0	\$0	\$0	\$0	\$0	\$0
Work Loss	\$0	\$0	\$0	\$0	\$0	\$0
Public Services	\$0	\$0	\$0	\$0	\$0	\$0
Adjudication	\$0	\$0	\$0	\$0	\$0	\$0
Insurance Administration	\$0	\$0	\$0	\$0	\$0	\$0
Congestion & Environmental	\$0	\$0	\$0	\$0	\$0	\$0
Subtotal (Monetary Cost)	\$0	\$0	\$0	\$0	\$0	\$0
Quality of Life	\$0	\$0	\$0	\$0	\$0	\$0
<b>Total (Comprehensive Cost)</b>	<b>\$0</b>	<b>\$0</b>	<b>\$0</b>	<b>\$0</b>	<b>\$0</b>	<b>\$0</b>

No Pedestrian Crashes

Non-pedestrian Victim in Pedestrian Crashes in Luce County (2021 dollars)						
	Fatal	Serious Injury	Moderate Injury	Minor Injury	Property Damage Only	Total
Medical Care	\$0	\$0	\$0	\$0	\$0	\$0
Work Loss	\$0	\$0	\$0	\$0	\$0	\$0
Public Services	\$0	\$0	\$0	\$0	\$0	\$0
Adjudication	\$0	\$0	\$0	\$0	\$0	\$0
Insurance Administration	\$0	\$0	\$0	\$0	\$0	\$0
Congestion & Environmental	\$0	\$0	\$0	\$0	\$0	\$0
Subtotal (Monetary Cost)	\$0	\$0	\$0	\$0	\$0	\$0
Quality of Life	\$0	\$0	\$0	\$0	\$0	\$0
<b>Total (Comprehensive Cost)</b>	<b>\$0</b>	<b>\$0</b>	<b>\$0</b>	<b>\$0</b>	<b>\$0</b>	<b>\$0</b>

Crash Costs

Costs of Pedestrian Crashes in Luce County (2021 dollars)						
	Fatal	Serious Injury	Moderate Injury	Minor Injury	Property Damage Only	Total
Medical Care	\$0	\$0	\$0	\$0	\$0	\$0
Work Loss	\$0	\$0	\$0	\$0	\$0	\$0
Public Services	\$0	\$0	\$0	\$0	\$0	\$0
Adjudication	\$0	\$0	\$0	\$0	\$0	\$0
Insurance Administration	\$0	\$0	\$0	\$0	\$0	\$0
Congestion & Environmental	\$0	\$0	\$0	\$0	\$0	\$0
Subtotal (Monetary Cost)	\$0	\$0	\$0	\$0	\$0	\$0
Quality of Life	\$0	\$0	\$0	\$0	\$0	\$0
<b>Total (Comprehensive Cost)</b>	<b>\$0</b>	<b>\$0</b>	<b>\$0</b>	<b>\$0</b>	<b>\$0</b>	<b>\$0</b>

Pedestrian Crash Costs  
= \$0

# Mackinac County Traffic Crashes and Crime

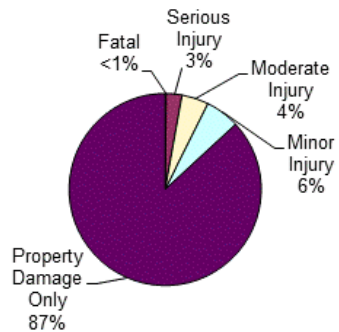
Crash Casualty Severity	Crash Casualties	Crash Costs
Fatal	1	\$10,394,583
Serious Injury	17	\$15,907,648
Moderate Injury	29	\$5,638,557
Minor Injury	37	\$3,725,530
Property Damage Only	556	\$4,975,644
<b>Total</b>	<b>640</b>	<b>\$40,641,962</b>
Average cost of crash casualty		\$63,503

Index Crime Category	Number of Crimes	Crime Costs
Murder	1	\$9,909,389
Rape	15	\$8,482,545
Aggravated Assault	15	\$698,220
Robbery	0	\$0
Larceny	154	\$659,274
Burglary	40	\$170,440
Motor Vehicle Theft	7	\$72,107
<b>Total</b>	<b>232</b>	<b>\$19,991,975</b>
Average cost of index crime		\$86,172

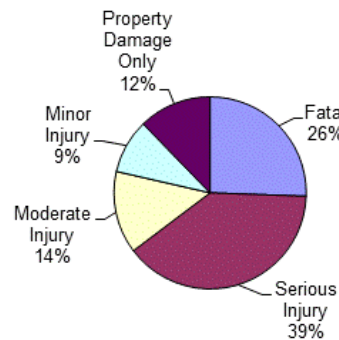
Costs of Crashes in Mackinac County (2021 dollars)						
	Fatal	Serious Injury	Moderate Injury	Minor Injury	Property Damage Only	Total
Medical Care	\$16,960	\$681,343	\$204,189	\$133,422	\$102,304	\$1,138,218
Work Loss	\$1,307,051	\$1,172,660	\$381,640	\$240,093	\$225,180	\$3,326,624
Public Services	\$1,090	\$5,661	\$4,872	\$4,440	\$26,688	\$42,751
Adjudication & Sanctioning	\$129,629	\$248,268	\$78,474	\$49,802	\$35,584	\$541,757
Insurance Administration	\$34,287	\$211,973	\$112,143	\$84,249	\$212,392	\$655,044
Congestion & Environmental	\$7,332	\$30,685	\$51,446	\$65,712	\$992,460	\$1,147,635
Property Damage & Loss	\$15,608	\$211,344	\$269,758	\$257,927	\$1,371,652	\$2,126,289
<b>Subtotal (Monetary Cost)</b>	<b>\$1,511,957</b>	<b>\$2,561,934</b>	<b>\$1,102,522</b>	<b>\$835,645</b>	<b>\$2,966,260</b>	<b>\$8,978,318</b>
Quality of Life	\$8,882,626	\$13,345,714	\$4,536,035	\$2,889,885	\$2,009,384	\$31,663,644
<b>Total (Comprehensive Cost)</b>	<b>\$10,394,583</b>	<b>\$15,907,648</b>	<b>\$5,638,557</b>	<b>\$3,725,530</b>	<b>\$4,975,644</b>	<b>\$40,641,962</b>

Costs of Index Crimes in Mackinac County (2021 dollars)								
	Murder	Rape	Aggravated Assault	Robbery	Larceny	Burglary	Motor Vehicle Theft	Total
Medical Care	\$12,893	\$50,610	\$31,725	\$0	\$0	\$0	\$0	\$95,228
Mental Health	\$12,125	\$98,775	\$6,120	\$0	\$0	\$0	\$0	\$117,020
Work Loss	\$1,160,258	\$106,905	\$34,140	\$0	\$4,774	\$1,560	\$819	\$1,308,456
Public Services	\$104,785	\$11,415	\$36,585	\$0	\$81,158	\$14,480	\$3,185	\$251,608
Adjudication & Sanctioning	\$489,046	\$678,570	\$89,925	\$0	\$399,630	\$30,840	\$13,930	\$1,701,941
Property Damage & Loss	\$211	\$2,835	\$1,260	\$0	\$173,712	\$123,560	\$54,173	\$355,751
<b>Subtotal (Monetary Cost)</b>	<b>\$1,779,318</b>	<b>\$949,110</b>	<b>\$199,755</b>	<b>\$0</b>	<b>\$659,274</b>	<b>\$170,440</b>	<b>\$72,107</b>	<b>\$3,830,004</b>
Quality of Life	\$8,130,071	\$7,533,435	\$498,465	\$0	\$0	\$0	\$0	\$16,161,971
<b>Total (Comprehensive Costs)</b>	<b>\$9,909,389</b>	<b>\$8,482,545</b>	<b>\$698,220</b>	<b>\$0</b>	<b>\$659,274</b>	<b>\$170,440</b>	<b>\$72,107</b>	<b>\$19,991,975</b>

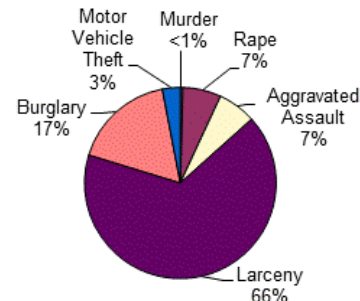
Crash Casualties



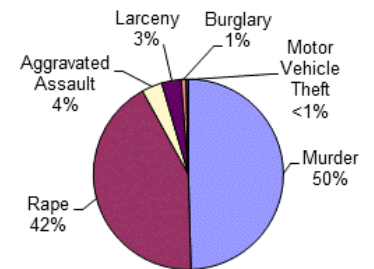
Crash Costs



Index Crimes



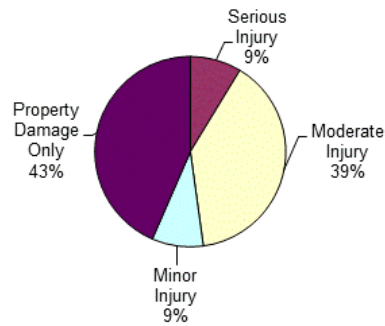
Index Crime Costs



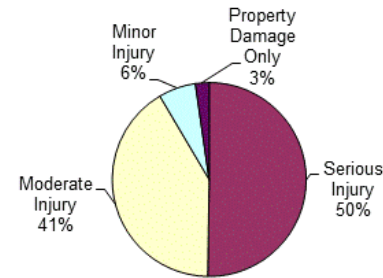
# Mackinac County Alcohol-Involved Crashes

Crash Casualty Severity	Crash Casualties	Crash Costs
Fatal	0	\$0
Serious Injury	2	\$2,083,748
Moderate Injury	9	\$1,710,288
Minor Injury	2	\$257,964
Property Damage Only	10	\$94,740
<b>Total</b>	<b>23</b>	<b>\$4,146,740</b>
Average cost of crash casualty		\$180,293

Crash Casualties



Crash Costs

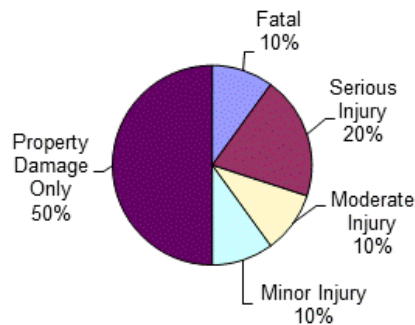


Costs of Alcohol-Involved Crashes in Mackinac County (2021 dollars)						
	Fatal	Serious Injury	Moderate Injury	Minor Injury	Property Damage Only	Total
Medical Care	\$0	\$89,288	\$58,914	\$8,632	\$2,100	\$158,934
Work Loss	\$0	\$149,998	\$111,051	\$15,294	\$4,370	\$280,713
Public Services	\$0	\$686	\$1,494	\$258	\$490	\$2,928
Adjudication & Sanctioning	\$0	\$33,200	\$24,741	\$3,410	\$820	\$62,171
Insurance Administration	\$0	\$27,442	\$39,114	\$5,964	\$4,350	\$76,870
Congestion & Environmental	\$0	\$3,614	\$3,546	\$17,730	\$17,850	\$42,740
Property Damage & Loss	\$0	\$25,200	\$84,654	\$15,588	\$25,500	\$150,942
<b>Subtotal (Monetary Cost)</b>	<b>\$0</b>	<b>\$329,428</b>	<b>\$323,514</b>	<b>\$66,876</b>	<b>\$55,480</b>	<b>\$775,298</b>
Quality of Life	\$0	\$1,754,320	\$1,386,774	\$191,088	\$39,260	\$3,371,442
<b>Total (Comprehensive Cost)</b>	<b>\$0</b>	<b>\$2,083,748</b>	<b>\$1,710,288</b>	<b>\$257,964</b>	<b>\$94,740</b>	<b>\$4,146,740</b>

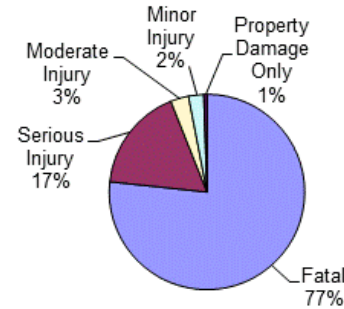
# Mackinac County Drug-Involved Crashes

Crash Casualty Severity	Crash Casualties	Crash Costs
Fatal	1	\$11,509,950
Serious Injury	2	\$2,595,644
Moderate Injury	1	\$450,787
Minor Injury	1	\$375,237
Property Damage Only	5	\$79,385
<b>Total</b>	<b>10</b>	<b>\$15,011,003</b>
Average cost of crash casualty	\$1,501,100	

Crash Casualties



Crash Costs



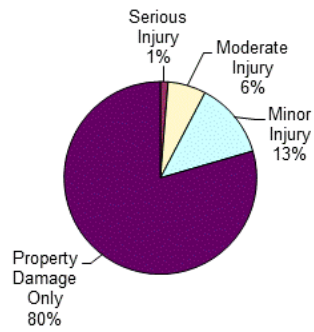
Costs of Drug-Involved Crashes in Mackinac County (2021 dollars)						
	Fatal	Serious Injury	Moderate Injury	Minor Injury	Property Damage Only	Total
Medical Care	\$16,960	\$108,532	\$16,476	\$13,659	\$2,085	\$157,712
Work Loss	\$1,564,761	\$184,918	\$31,506	\$25,628	\$4,310	\$1,811,123
Public Services	\$1,090	\$776	\$225	\$194	\$265	\$2,550
Adjudication & Sanctioning	\$129,629	\$40,458	\$6,748	\$5,539	\$880	\$183,254
Insurance Administration	\$34,287	\$33,884	\$7,774	\$6,487	\$2,815	\$85,247
Congestion & Environmental	\$7,332	\$3,632	\$1,784	\$1,785	\$8,925	\$23,458
Property Damage & Loss	\$15,608	\$27,216	\$10,625	\$9,202	\$13,585	\$76,236
<b>Subtotal (Monetary Cost)</b>	<b>\$1,769,667</b>	<b>\$399,416</b>	<b>\$75,138</b>	<b>\$62,494</b>	<b>\$32,865</b>	<b>\$2,339,580</b>
Quality of Life	\$9,740,283	\$2,196,228	\$375,649	\$312,743	\$46,520	\$12,671,423
<b>Total (Comprehensive Cost)</b>	<b>\$11,509,950</b>	<b>\$2,595,644</b>	<b>\$450,787</b>	<b>\$375,237</b>	<b>\$79,385</b>	<b>\$15,011,003</b>



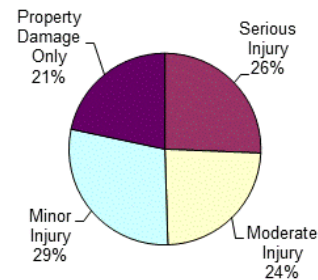
# Mackinac County Young Driver Crashes (<21)

Crash Casualty Severity	Crash Casualties	Crash Costs
Fatal	0	\$0
Serious Injury	1	\$751,227
Moderate Injury	5	\$697,905
Minor Injury	10	\$843,740
Property Damage Only	62	\$633,578
<b>Total</b>	<b>78</b>	<b>\$2,926,450</b>
Average cost of crash casualty		\$37,519

Crash Casualties



Crash Costs

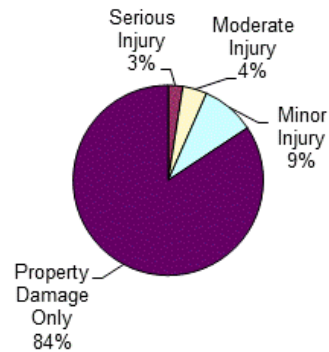


Costs of Young Driver Crashes in Mackinac County (2021 dollars)						
	Fatal	Serious Injury	Moderate Injury	Minor Injury	Property Damage Only	Total
Medical Care	\$0	\$31,696	\$24,040	\$31,330	\$14,508	\$101,574
Work Loss	\$0	\$54,007	\$46,170	\$55,310	\$29,388	\$184,875
Public Services	\$0	\$296	\$795	\$1,210	\$3,162	\$5,463
Adjudication	\$0	\$11,479	\$9,415	\$11,560	\$4,960	\$37,414
Insurance Administration	\$0	\$10,308	\$15,910	\$20,910	\$26,598	\$73,726
Congestion & Environmental	\$0	\$1,799	\$8,865	\$17,730	\$110,670	\$139,064
Property Damage & Loss	\$0	\$11,671	\$45,385	\$72,460	\$165,292	\$294,808
<b>Subtotal (Monetary Cost)</b>	<b>\$0</b>	<b>\$121,256</b>	<b>\$150,580</b>	<b>\$210,510</b>	<b>\$354,578</b>	<b>\$836,924</b>
Quality of Life	\$0	\$629,971	\$547,325	\$633,230	\$279,000	\$2,089,526
<b>Total (Comprehensive Cost)</b>	<b>\$0</b>	<b>\$751,227</b>	<b>\$697,905</b>	<b>\$843,740</b>	<b>\$633,578</b>	<b>\$2,926,450</b>

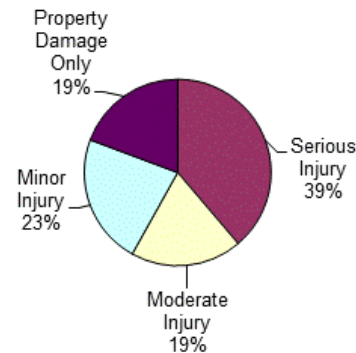
# Mackinac County Older Driver Crashes (65+)

Crash Casualty Severity	Crash Casualties	Crash Costs
Fatal	0	\$0
Serious Injury	3	\$2,943,654
Moderate Injury	5	\$1,466,620
Minor Injury	11	\$1,715,527
Property Damage Only	102	\$1,465,230
<b>Total</b>	<b>121</b>	<b>\$7,591,031</b>
Average cost of crash casualty		\$62,736

Crash Casualties



Crash Costs

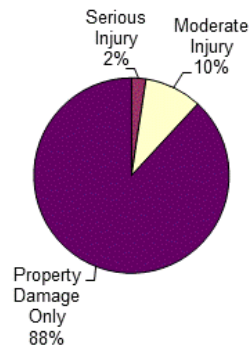


Costs of Older Driver Crashes in Mackinac County (2021 dollars)						
	Fatal	Serious Injury	Moderate Injury	Minor Injury	Property Damage Only	Total
Medical Care	\$0	\$123,210	\$52,980	\$61,721	\$39,882	\$277,793
Work Loss	\$0	\$213,327	\$100,880	\$115,038	\$74,970	\$504,215
Public Services	\$0	\$1,017	\$950	\$1,529	\$5,508	\$9,004
Adjudication	\$0	\$45,048	\$20,600	\$23,617	\$13,872	\$103,137
Insurance Administration	\$0	\$39,840	\$26,025	\$34,144	\$52,428	\$152,437
Congestion & Environmental	\$0	\$5,415	\$8,900	\$19,547	\$181,968	\$215,830
Property Damage & Loss	\$0	\$39,045	\$48,215	\$84,084	\$292,944	\$464,288
<b>Subtotal (Monetary Cost)</b>	<b>\$0</b>	<b>\$466,902</b>	<b>\$258,550</b>	<b>\$339,680</b>	<b>\$661,572</b>	<b>\$1,726,704</b>
Quality of Life	\$0	\$2,476,752	\$1,208,070	\$1,375,847	\$803,658	\$5,864,327
<b>Total (Comprehensive Cost)</b>	<b>\$0</b>	<b>\$2,943,654</b>	<b>\$1,466,620</b>	<b>\$1,715,527</b>	<b>\$1,465,230</b>	<b>\$7,591,031</b>

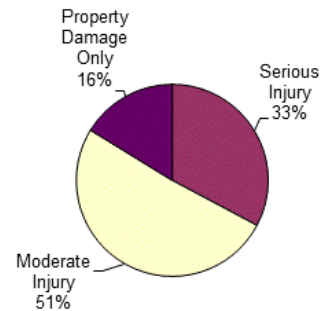
# Mackinac County Medium/Large Truck Crashes

Crash Casualty Severity	Crash Casualties	Crash Costs
Fatal	0	\$0
Serious Injury	1	\$873,140
Moderate Injury	4	\$1,358,976
Minor Injury	0	\$0
Property Damage Only	37	\$432,715
<b>Total</b>	<b>42</b>	<b>\$2,664,831</b>
Average cost of crash casualty		\$63,448

Crash Casualties



Crash Costs



Costs of Medium/Large Truck Crashes in Mackinac County (2021 dollars)						
	Fatal	Serious Injury	Moderate Injury	Minor Injury	Property Damage Only	Total
Medical Care	\$0	\$40,481	\$69,060	\$0	\$13,431	\$122,972
Work Loss	\$0	\$125,394	\$213,512	\$0	\$107,781	\$446,687
Public Services	\$0	\$321	\$700	\$0	\$1,739	\$2,760
Adjudication	\$0	\$14,511	\$11,336	\$0	\$5,883	\$31,730
Insurance Administration	\$0	\$11,399	\$14,600	\$0	\$20,276	\$46,275
Congestion & Environmental	\$0	\$1,867	\$7,340	\$0	\$68,339	\$77,546
Property Damage & Loss	\$0	\$10,723	\$32,852	\$0	\$106,560	\$150,135
<b>Subtotal (Monetary Cost)</b>	<b>\$0</b>	<b>\$204,696</b>	<b>\$349,400</b>	<b>\$0</b>	<b>\$324,009</b>	<b>\$878,105</b>
Quality of Life	\$0	\$668,444	\$1,009,576	\$0	\$108,706	\$1,786,726
<b>Total (Comprehensive Cost)</b>	<b>\$0</b>	<b>\$873,140</b>	<b>\$1,358,976</b>	<b>\$0</b>	<b>\$432,715</b>	<b>\$2,664,831</b>

# Mackinac County Motorcycle Crashes

Injury Severity	Motorcyclist Crash Victims	Motorcyclist Victim Costs
Fatal	1	\$10,729,068
Serious Injury	7	\$6,800,297
Moderate Injury	4	\$1,065,216
Minor Injury	1	\$233,619
Property Damage Only	1	\$50,262
<b>Total</b>	<b>14</b>	<b>\$18,878,462</b>
Average cost of crash casualty		\$1,348,462

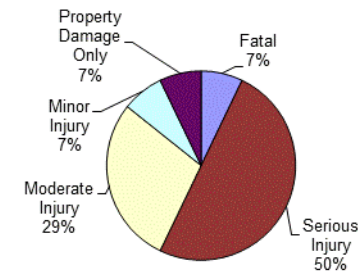
Injury Severity	Non-motorcyclist Crash Victims	Non-motorcyclist Victim Costs
Fatal	0	\$0
Serious Injury	0	\$0
Moderate Injury	0	\$0
Minor Injury	0	\$0
Property Damage Only	0	\$0
<b>Total</b>	<b>0</b>	<b>\$0</b>
Average cost of crash casualty		\$0

	Fatal	Serious Injury	Moderate Injury	Minor Injury	Property Damage Only	Total
Medical Care	\$19,680	\$283,374	\$37,956	\$8,310	\$1,554	\$350,874
Work Loss	\$1,477,877	\$512,953	\$76,728	\$16,801	\$3,181	\$2,087,540
Public Services	\$1,090	\$2,373	\$772	\$185	\$85	\$4,505
Adjudication	\$129,629	\$106,862	\$15,420	\$3,378	\$633	\$255,922
Insurance Administration	\$32,488	\$90,209	\$19,572	\$4,433	\$1,394	\$148,096
Congestion & Environmental	\$7,332	\$9,576	\$5,312	\$1,328	\$1,331	\$24,879
Property Damage & Loss	\$22,303	\$83,636	\$38,112	\$9,268	\$5,691	\$159,010
<b>Subtotal (Monetary Cost)</b>	<b>\$1,690,399</b>	<b>\$1,088,983</b>	<b>\$193,872</b>	<b>\$43,703</b>	<b>\$13,869</b>	<b>\$3,030,826</b>
Quality of Life	\$9,038,669	\$5,711,314	\$871,344	\$189,916	\$36,393	\$15,847,636
<b>Total (Comprehensive Cost)</b>	<b>\$10,729,068</b>	<b>\$6,800,297</b>	<b>\$1,065,216</b>	<b>\$233,619</b>	<b>\$50,262</b>	<b>\$18,878,462</b>

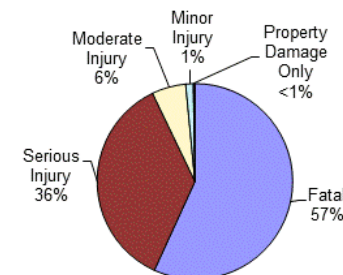
	Fatal	Serious Injury	Moderate Injury	Minor Injury	Property Damage Only	Total
Medical Care	\$0	\$0	\$0	\$0	\$0	\$0
Work Loss	\$0	\$0	\$0	\$0	\$0	\$0
Public Services	\$0	\$0	\$0	\$0	\$0	\$0
Adjudication	\$0	\$0	\$0	\$0	\$0	\$0
Insurance Administration	\$0	\$0	\$0	\$0	\$0	\$0
Congestion & Environmental	\$0	\$0	\$0	\$0	\$0	\$0
Property Damage & Loss	\$0	\$0	\$0	\$0	\$0	\$0
<b>Subtotal (Monetary Cost)</b>	<b>\$0</b>	<b>\$0</b>	<b>\$0</b>	<b>\$0</b>	<b>\$0</b>	<b>\$0</b>
Quality of Life	\$0	\$0	\$0	\$0	\$0	\$0
<b>Total (Comprehensive Cost)</b>	<b>\$0</b>	<b>\$0</b>	<b>\$0</b>	<b>\$0</b>	<b>\$0</b>	<b>\$0</b>

	Fatal	Serious Injury	Moderate Injury	Minor Injury	Property Damage Only	Total
Medical Care	\$19,680	\$283,374	\$37,956	\$8,310	\$1,554	\$350,874
Work Loss	\$1,477,877	\$512,953	\$76,728	\$16,801	\$3,181	\$2,087,540
Public Services	\$1,090	\$2,373	\$772	\$185	\$85	\$4,505
Adjudication	\$129,629	\$106,862	\$15,420	\$3,378	\$633	\$255,922
Insurance Administration	\$32,488	\$90,209	\$19,572	\$4,433	\$1,394	\$148,096
Congestion & Environmental	\$7,332	\$9,576	\$5,312	\$1,328	\$1,331	\$24,879
Property Damage & Loss	\$22,303	\$83,636	\$38,112	\$9,268	\$5,691	\$159,010
<b>Subtotal (Monetary Cost)</b>	<b>\$1,690,399</b>	<b>\$1,088,983</b>	<b>\$193,872</b>	<b>\$43,703</b>	<b>\$13,869</b>	<b>\$3,030,826</b>
Quality of Life	\$9,038,669	\$5,711,314	\$871,344	\$189,916	\$36,393	\$15,847,636
<b>Total (Comprehensive Cost)</b>	<b>\$10,729,068</b>	<b>\$6,800,297</b>	<b>\$1,065,216</b>	<b>\$233,619</b>	<b>\$50,262</b>	<b>\$18,878,462</b>

Crash Casualties



Crash Costs



# Mackinac County Bicycle Crashes

Injury Severity	Bicyclist Crash Victims	Bicyclist Victim Costs
Fatal	0	\$0
Serious Injury	2	\$1,869,908
Moderate Injury	0	\$0
Minor Injury	0	\$0
Property Damage Only	0	\$0
<b>Total</b>	<b>2</b>	<b>\$1,869,908</b>
Average cost of crash casualty	\$934,954	

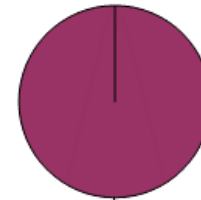
Injury Severity	Non-bicyclist Crash Victims	Non-bicyclist Victim Costs
Fatal	0	\$0
Serious Injury	0	\$0
Moderate Injury	0	\$0
Minor Injury	0	\$0
Property Damage Only	0	\$0
<b>Total</b>	<b>0</b>	<b>\$0</b>
Average cost of crash casualty	\$0	

Bicyclist Victim Costs in Bicycle Crashes in Mackinac County (2021 dollars)						
	Fatal	Serious Injury	Moderate Injury	Minor Injury	Property Damage Only	Total
Medical Care	\$0	\$81,056	\$0	\$0	\$0	\$81,056
Work Loss	\$0	\$151,724	\$0	\$0	\$0	\$151,724
Public Services	\$0	\$676	\$0	\$0	\$0	\$676
Adjudication	\$0	\$30,946	\$0	\$0	\$0	\$30,946
Insurance Administration	\$0	\$35,274	\$0	\$0	\$0	\$35,274
Congestion & Environmental	\$0	\$2,752	\$0	\$0	\$0	\$2,752
Property Damage & Loss	\$0	\$500	\$0	\$0	\$0	\$500
Subtotal (Monetary Cost)	\$0	\$302,928	\$0	\$0	\$0	\$302,928
Quality of Life	\$0	\$1,566,980	\$0	\$0	\$0	\$1,566,980
<b>Total (Comprehensive Cost)</b>	<b>\$0</b>	<b>\$1,869,908</b>	<b>\$0</b>	<b>\$0</b>	<b>\$0</b>	<b>\$1,869,908</b>

Non-bicyclist Victim Costs in Bicycle Crashes in Mackinac County (2021 dollars)						
	Fatal	Serious Injury	Moderate Injury	Minor Injury	Property Damage Only	Total
Medical Care	\$0	\$0	\$0	\$0	\$0	\$0
Work Loss	\$0	\$0	\$0	\$0	\$0	\$0
Public Services	\$0	\$0	\$0	\$0	\$0	\$0
Adjudication	\$0	\$0	\$0	\$0	\$0	\$0
Insurance Administration	\$0	\$0	\$0	\$0	\$0	\$0
Congestion & Environmental	\$0	\$0	\$0	\$0	\$0	\$0
Property Damage & Loss	\$0	\$0	\$0	\$0	\$0	\$0
Subtotal (Monetary Cost)	\$0	\$0	\$0	\$0	\$0	\$0
Quality of Life	\$0	\$0	\$0	\$0	\$0	\$0
<b>Total (Comprehensive Cost)</b>	<b>\$0</b>	<b>\$0</b>	<b>\$0</b>	<b>\$0</b>	<b>\$0</b>	<b>\$0</b>

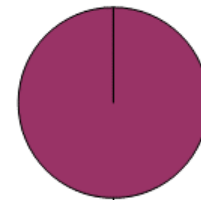
Costs of Bicycle Crashes in Mackinac County (2021 dollars)						
	Fatal	Serious Injury	Moderate Injury	Minor Injury	Property Damage Only	Total
Medical Care	\$0	\$81,056	\$0	\$0	\$0	\$81,056
Work Loss	\$0	\$151,724	\$0	\$0	\$0	\$151,724
Public Services	\$0	\$676	\$0	\$0	\$0	\$676
Adjudication	\$0	\$30,946	\$0	\$0	\$0	\$30,946
Insurance Administration	\$0	\$35,274	\$0	\$0	\$0	\$35,274
Congestion & Environmental	\$0	\$2,752	\$0	\$0	\$0	\$2,752
Property Damage & Loss	\$0	\$500	\$0	\$0	\$0	\$500
Subtotal (Monetary Cost)	\$0	\$302,928	\$0	\$0	\$0	\$302,928
Quality of Life	\$0	\$1,566,980	\$0	\$0	\$0	\$1,566,980
<b>Total (Comprehensive Cost)</b>	<b>\$0</b>	<b>\$1,869,908</b>	<b>\$0</b>	<b>\$0</b>	<b>\$0</b>	<b>\$1,869,908</b>

Crash Casualties



Serious  
Injury  
100%

Crash Costs



Serious  
Injury  
100%

# Mackinac County Pedestrian Crashes

Injury Severity	Pedestrian Crash Victims	Pedestrian Victim Costs
Fatal	0	\$0
Serious Injury	0	\$0
Moderate Injury	0	\$0
Minor Injury	0	\$0
Property Damage Only	0	\$0
<b>Total</b>	<b>0</b>	<b>\$0</b>
Average cost of crash casualty	\$0	

Injury Severity	Non-pedestrian Crash Victims	Non-pedestrian Victim Costs
Fatal	0	\$0
Serious Injury	0	\$0
Moderate Injury	0	\$0
Minor Injury	0	\$0
Property Damage Only	0	\$0
<b>Total</b>	<b>0</b>	<b>\$0</b>
Average cost of crash casualty	\$0	

Crash Casualties

**No Pedestrian Crashes**

Crash Costs

**Pedestrian Crash Costs  
= \$0**

Pedestrian Victim Costs in Pedestrian Crashes in Mackinac County (2021 dollars)						
	Fatal	Serious Injury	Moderate Injury	Minor Injury	Property Damage Only	Total
Medical Care	\$0	\$0	\$0	\$0	\$0	\$0
Work Loss	\$0	\$0	\$0	\$0	\$0	\$0
Public Services	\$0	\$0	\$0	\$0	\$0	\$0
Adjudication	\$0	\$0	\$0	\$0	\$0	\$0
Insurance Administration	\$0	\$0	\$0	\$0	\$0	\$0
Congestion & Environmental	\$0	\$0	\$0	\$0	\$0	\$0
Subtotal (Monetary Cost)	\$0	\$0	\$0	\$0	\$0	\$0
Quality of Life	\$0	\$0	\$0	\$0	\$0	\$0
<b>Total (Comprehensive Cost)</b>	<b>\$0</b>	<b>\$0</b>	<b>\$0</b>	<b>\$0</b>	<b>\$0</b>	<b>\$0</b>

Non-pedestrian Victim in Pedestrian Crashes in Mackinac County (2021 dollars)						
	Fatal	Serious Injury	Moderate Injury	Minor Injury	Property Damage Only	Total
Medical Care	\$0	\$0	\$0	\$0	\$0	\$0
Work Loss	\$0	\$0	\$0	\$0	\$0	\$0
Public Services	\$0	\$0	\$0	\$0	\$0	\$0
Adjudication	\$0	\$0	\$0	\$0	\$0	\$0
Insurance Administration	\$0	\$0	\$0	\$0	\$0	\$0
Congestion & Environmental	\$0	\$0	\$0	\$0	\$0	\$0
Subtotal (Monetary Cost)	\$0	\$0	\$0	\$0	\$0	\$0
Quality of Life	\$0	\$0	\$0	\$0	\$0	\$0
<b>Total (Comprehensive Cost)</b>	<b>\$0</b>	<b>\$0</b>	<b>\$0</b>	<b>\$0</b>	<b>\$0</b>	<b>\$0</b>

Costs of Pedestrian Crashes in Mackinac County (2021 dollars)						
	Fatal	Serious Injury	Moderate Injury	Minor Injury	Property Damage Only	Total
Medical Care	\$0	\$0	\$0	\$0	\$0	\$0
Work Loss	\$0	\$0	\$0	\$0	\$0	\$0
Public Services	\$0	\$0	\$0	\$0	\$0	\$0
Adjudication	\$0	\$0	\$0	\$0	\$0	\$0
Insurance Administration	\$0	\$0	\$0	\$0	\$0	\$0
Congestion & Environmental	\$0	\$0	\$0	\$0	\$0	\$0
Subtotal (Monetary Cost)	\$0	\$0	\$0	\$0	\$0	\$0
Quality of Life	\$0	\$0	\$0	\$0	\$0	\$0
<b>Total (Comprehensive Cost)</b>	<b>\$0</b>	<b>\$0</b>	<b>\$0</b>	<b>\$0</b>	<b>\$0</b>	<b>\$0</b>

# Macomb County Traffic Crashes and Crime

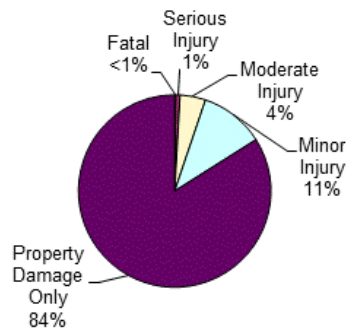
Crash Casualty Severity	Crash Casualties	Crash Costs
Fatal	59	\$613,280,397
Serious Injury	308	\$288,209,152
Moderate Injury	1,757	\$341,618,781
Minor Injury	4,442	\$447,264,980
Property Damage Only	34,385	\$307,711,365
<b>Total</b>	<b>40,951</b>	<b>\$1,998,084,675</b>
Average cost of crash casualty		\$48,792

Index Crime Category	Number of Crimes	Crime Costs
Murder	21	\$208,097,169
Rape	404	\$228,463,212
Aggravated Assault	1,641	\$76,385,268
Robbery	264	\$12,271,248
Larceny	6,626	\$28,365,906
Burglary	1,118	\$4,763,798
Motor Vehicle Theft	1,467	\$15,111,567
<b>Total</b>	<b>11,541</b>	<b>\$573,458,168</b>
Average cost of index crime		\$49,689

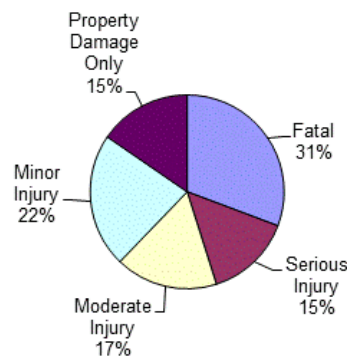
Costs of Crashes in Macomb County (2021 dollars)						
	Fatal	Serious Injury	Moderate Injury	Minor Injury	Property Damage Only	Total
Medical Care	\$1,000,640	\$12,344,332	\$12,371,037	\$16,017,852	\$6,326,840	\$48,060,701
Work Loss	\$77,116,009	\$21,245,840	\$23,122,120	\$28,824,138	\$13,925,925	\$164,234,032
Public Services	\$64,310	\$102,564	\$295,176	\$533,040	\$1,650,480	\$2,645,570
Adjudication & Sanctioning	\$7,648,111	\$4,498,032	\$4,754,442	\$5,978,932	\$2,200,640	\$25,080,157
Insurance Administration	\$2,022,933	\$3,840,452	\$6,794,319	\$10,114,434	\$13,135,070	\$35,907,208
Congestion & Environmental	\$432,588	\$555,940	\$3,116,918	\$7,888,992	\$61,377,225	\$73,371,663
Property Damage & Loss	\$920,872	\$3,829,056	\$16,343,614	\$30,965,182	\$84,827,795	\$136,886,519
<b>Subtotal (Monetary Cost)</b>	<b>\$89,205,463</b>	<b>\$46,416,216</b>	<b>\$66,797,626</b>	<b>\$100,322,570</b>	<b>\$183,443,975</b>	<b>\$486,185,850</b>
Quality of Life	\$524,074,934	\$241,792,936	\$274,821,155	\$346,942,410	\$124,267,390	\$1,511,898,825
<b>Total (Comprehensive Cost)</b>	<b>\$613,280,397</b>	<b>\$288,209,152</b>	<b>\$341,618,781</b>	<b>\$447,264,980</b>	<b>\$307,711,365</b>	<b>\$1,998,084,675</b>

Costs of Index Crimes in Macomb County (2021 dollars)								
	Murder	Rape	Aggravated Assault	Robbery	Larceny	Burglary	Motor Vehicle Theft	Total
Medical Care	\$270,753	\$1,363,096	\$3,470,715	\$523,512	\$0	\$0	\$0	\$5,628,076
Mental Health	\$254,625	\$2,660,340	\$669,528	\$52,536	\$0	\$0	\$0	\$3,637,029
Work Loss	\$24,365,418	\$2,879,308	\$3,734,916	\$1,215,984	\$205,406	\$43,602	\$171,639	\$32,616,273
Public Services	\$2,200,485	\$307,444	\$4,002,399	\$209,088	\$3,491,902	\$404,716	\$667,485	\$11,283,519
Adjudication & Sanctioning	\$10,269,966	\$18,276,152	\$9,837,795	\$3,827,208	\$17,194,470	\$861,978	\$2,919,330	\$63,186,899
Property Damage & Loss	\$4,431	\$76,356	\$137,844	\$363,528	\$7,474,128	\$3,453,502	\$11,353,113	\$22,862,902
<b>Subtotal (Monetary Cost)</b>	<b>\$37,365,678</b>	<b>\$25,562,696</b>	<b>\$21,853,197</b>	<b>\$6,191,856</b>	<b>\$28,365,906</b>	<b>\$4,763,798</b>	<b>\$15,111,567</b>	<b>\$139,214,698</b>
Quality of Life	\$170,731,491	\$202,900,516	\$54,532,071	\$6,079,392	\$0	\$0	\$0	\$434,243,470
<b>Total (Comprehensive Costs)</b>	<b>\$208,097,169</b>	<b>\$228,463,212</b>	<b>\$76,385,268</b>	<b>\$12,271,248</b>	<b>\$28,365,906</b>	<b>\$4,763,798</b>	<b>\$15,111,567</b>	<b>\$573,458,168</b>

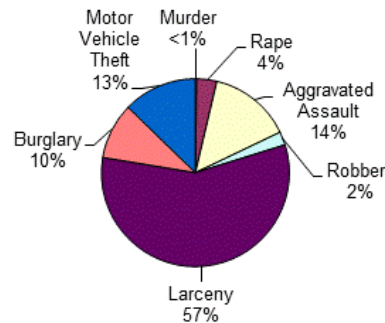
Crash Casualties



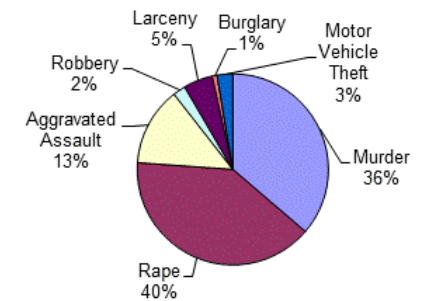
Crash Costs



Index Crimes



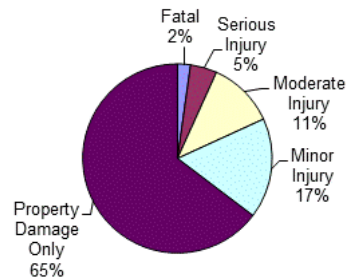
Index Crime Costs



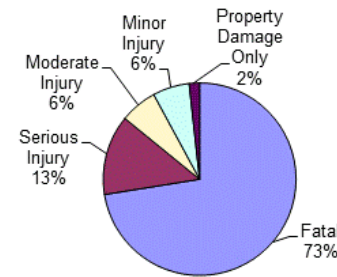
# Macomb County Alcohol-Involved Crashes

Crash Casualty Severity	Crash Casualties	Crash Costs
Fatal	22	\$253,218,900
Serious Injury	45	\$46,884,330
Moderate Injury	113	\$21,730,504
Minor Injury	170	\$21,556,383
Property Damage Only	641	\$6,072,834
<b>Total</b>	<b>991</b>	<b>\$349,462,951</b>
Average cost of crash casualty		\$352,637

Crash Casualties



Crash Costs



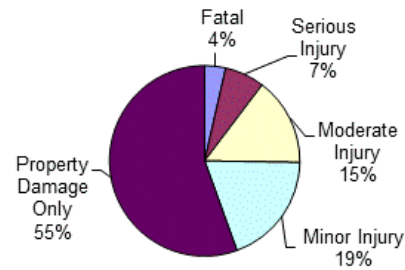
Costs of Alcohol-Involved Crashes in Macomb County (2021 dollars)						
	Fatal	Serious Injury	Moderate Injury	Minor Injury	Property Damage Only	Total
Medical Care	\$373,120	\$2,008,980	\$739,698	\$733,720	\$134,610	\$3,990,128
Work Loss	\$34,424,742	\$3,374,955	\$1,394,307	\$1,299,990	\$280,117	\$40,774,111
Public Services	\$23,980	\$15,435	\$18,758	\$21,930	\$31,409	\$111,512
Adjudication & Sanctioning	\$2,851,838	\$747,000	\$310,637	\$289,850	\$52,562	\$4,251,887
Insurance Administration	\$754,314	\$617,445	\$491,098	\$506,940	\$278,835	\$2,648,632
Congestion & Environmental	\$161,304	\$81,315	\$301,410	\$1,136,493	\$1,144,185	\$2,824,707
Property Damage & Loss	\$343,376	\$567,000	\$1,062,878	\$1,324,980	\$1,634,550	\$4,932,784
<b>Subtotal (Monetary Cost)</b>	<b>\$38,932,674</b>	<b>\$7,412,130</b>	<b>\$4,318,786</b>	<b>\$5,313,903</b>	<b>\$3,556,268</b>	<b>\$59,533,761</b>
Quality of Life	\$214,286,226	\$39,472,200	\$17,411,718	\$16,242,480	\$2,516,566	\$289,929,190
<b>Total (Comprehensive Cost)</b>	<b>\$253,218,900</b>	<b>\$46,884,330</b>	<b>\$21,730,504</b>	<b>\$21,556,383</b>	<b>\$6,072,834</b>	<b>\$349,462,951</b>



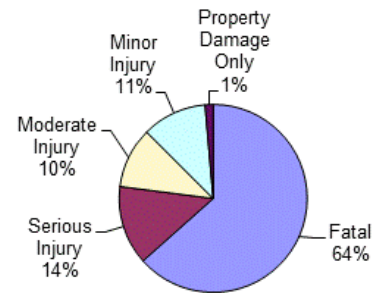
# Macomb County Drug-Involved Crashes

Crash Casualty Severity	Crash Casualties	Crash Costs
Fatal	10	\$115,099,500
Serious Injury	19	\$24,658,618
Moderate Injury	42	\$18,933,054
Minor Injury	54	\$20,262,798
Property Damage Only	156	\$2,476,812
<b>Total</b>	<b>281</b>	<b>\$181,430,782</b>
Average cost of crash casualty	\$645,661	

Crash Casualties



Crash Costs

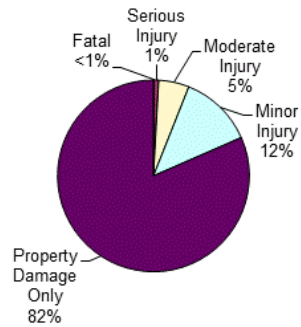


Costs of Drug-Involved Crashes in Macomb County (2021 dollars)						
	Fatal	Serious Injury	Moderate Injury	Minor Injury	Property Damage Only	Total
Medical Care	\$169,600	\$1,031,054	\$691,992	\$737,586	\$65,052	\$2,695,284
Work Loss	\$15,647,610	\$1,756,721	\$1,323,252	\$1,383,912	\$134,472	\$20,245,967
Public Services	\$10,900	\$7,372	\$9,450	\$10,476	\$8,268	\$46,466
Adjudication & Sanctioning	\$1,296,290	\$384,351	\$283,416	\$299,106	\$27,456	\$2,290,619
Insurance Administration	\$342,870	\$321,898	\$326,508	\$350,298	\$87,828	\$1,429,402
Congestion & Environmental	\$73,320	\$34,504	\$74,928	\$96,390	\$278,460	\$557,602
Property Damage & Loss	\$156,080	\$258,552	\$446,250	\$496,908	\$423,852	\$1,781,642
<b>Subtotal (Monetary Cost)</b>	<b>\$17,696,670</b>	<b>\$3,794,452</b>	<b>\$3,155,796</b>	<b>\$3,374,676</b>	<b>\$1,025,388</b>	<b>\$29,046,982</b>
Quality of Life	\$97,402,830	\$20,864,166	\$15,777,258	\$16,888,122	\$1,451,424	\$152,383,800
<b>Total (Comprehensive Cost)</b>	<b>\$115,099,500</b>	<b>\$24,658,618</b>	<b>\$18,933,054</b>	<b>\$20,262,798</b>	<b>\$2,476,812</b>	<b>\$181,430,782</b>

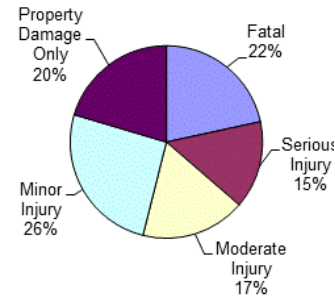
# Macomb County Young Driver Crashes (<21)

Crash Casualty Severity	Crash Casualties	Crash Costs
Fatal	7	\$72,762,081
Serious Injury	66	\$49,580,982
Moderate Injury	424	\$59,182,344
Minor Injury	1,024	\$86,398,976
Property Damage Only	6,725	\$68,722,775
<b>Total</b>	<b>8,246</b>	<b>\$336,647,158</b>
Average cost of crash casualty		\$40,826

Crash Casualties



Crash Costs

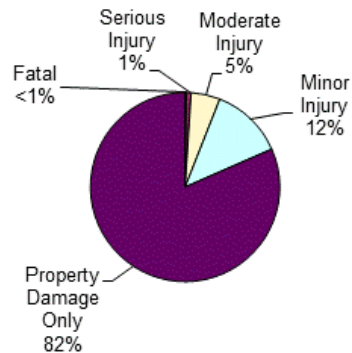


Costs of Young Driver Crashes in Macomb County (2021 dollars)						
	Fatal	Serious Injury	Moderate Injury	Minor Injury	Property Damage Only	Total
Medical Care	\$118,720	\$2,091,936	\$2,038,592	\$3,208,192	\$1,573,650	\$9,031,090
Work Loss	\$9,149,357	\$3,564,462	\$3,915,216	\$5,663,744	\$3,187,650	\$25,480,429
Public Services	\$7,630	\$19,536	\$67,416	\$123,904	\$342,975	\$561,461
Adjudication	\$907,403	\$757,614	\$798,392	\$1,183,744	\$538,000	\$4,185,153
Insurance Administration	\$240,009	\$680,328	\$1,349,168	\$2,141,184	\$2,885,025	\$7,295,714
Congestion & Environmental	\$51,324	\$118,734	\$751,752	\$1,815,552	\$12,004,125	\$14,741,487
Property Damage & Loss	\$109,256	\$770,286	\$3,848,648	\$7,419,904	\$17,928,850	\$30,076,944
<b>Subtotal (Monetary Cost)</b>	<b>\$10,583,699</b>	<b>\$8,002,896</b>	<b>\$12,769,184</b>	<b>\$21,556,224</b>	<b>\$38,460,275</b>	<b>\$91,372,278</b>
Quality of Life	\$62,178,382	\$41,578,086	\$46,413,160	\$64,842,752	\$30,262,500	\$245,274,880
<b>Total (Comprehensive Cost)</b>	<b>\$72,762,081</b>	<b>\$49,580,982</b>	<b>\$59,182,344</b>	<b>\$86,398,976</b>	<b>\$68,722,775</b>	<b>\$336,647,158</b>

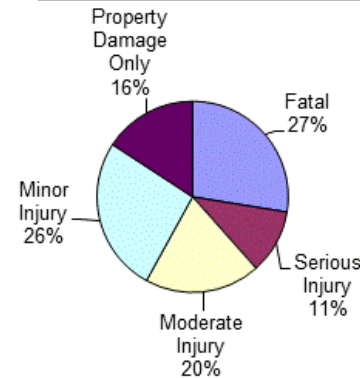
# Macomb County Older Driver Crashes (65+)

Crash Casualty Severity	Crash Casualties	Crash Costs
Fatal	16	\$166,313,328
Serious Injury	67	\$65,741,606
Moderate Injury	403	\$118,209,572
Minor Injury	1,014	\$158,140,398
Property Damage Only	6,634	\$95,297,410
<b>Total</b>	<b>8,134</b>	<b>\$603,702,314</b>
Average cost of crash casualty		\$74,220

Crash Casualties



Crash Costs

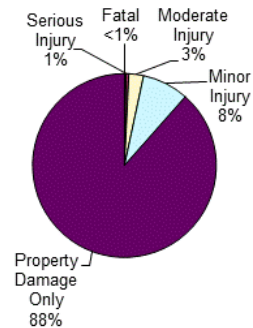


Costs of Older Driver Crashes in Macomb County (2021 dollars)						
	Fatal	Serious Injury	Moderate Injury	Minor Injury	Property Damage Only	Total
Medical Care	\$271,360	\$2,751,690	\$4,270,188	\$5,689,554	\$2,593,894	\$15,576,686
Work Loss	\$20,912,816	\$4,764,303	\$8,130,928	\$10,604,412	\$4,875,990	\$49,288,449
Public Services	\$17,440	\$22,713	\$76,570	\$140,946	\$358,236	\$615,905
Adjudication	\$2,074,064	\$1,006,072	\$1,660,360	\$2,177,058	\$902,224	\$7,819,778
Insurance Administration	\$548,592	\$889,760	\$2,097,615	\$3,147,456	\$3,409,876	\$10,093,299
Congestion & Environmental	\$117,312	\$120,935	\$717,340	\$1,801,878	\$11,835,056	\$14,592,521
Property Damage & Loss	\$249,728	\$872,005	\$3,886,129	\$7,751,016	\$19,052,848	\$31,811,726
<b>Subtotal (Monetary Cost)</b>	<b>\$24,191,312</b>	<b>\$10,427,478</b>	<b>\$20,839,130</b>	<b>\$31,312,320</b>	<b>\$43,028,124</b>	<b>\$129,798,364</b>
Quality of Life	\$142,122,016	\$55,314,128	\$97,370,442	\$126,828,078	\$52,269,286	\$473,903,950
<b>Total (Comprehensive Cost)</b>	<b>\$166,313,328</b>	<b>\$65,741,606</b>	<b>\$118,209,572</b>	<b>\$158,140,398</b>	<b>\$95,297,410</b>	<b>\$603,702,314</b>

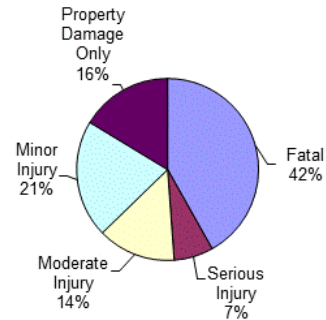
# Macomb County Medium/Large Truck Crashes

Crash Casualty Severity	Crash Casualties	Crash Costs
Fatal	5	\$52,162,335
Serious Injury	10	\$8,731,400
Moderate Injury	51	\$17,326,944
Minor Injury	161	\$26,079,424
Property Damage Only	1,741	\$20,360,995
<b>Total</b>	<b>1,968</b>	<b>\$124,661,098</b>
Average cost of crash casualty		\$63,344

Crash Casualties



Crash Costs



Costs of Medium/Large Truck Crashes in Macomb County (2021 dollars)						
	Fatal	Serious Injury	Moderate Injury	Minor Injury	Property Damage Only	Total
Medical Care	\$161,690	\$404,810	\$880,515	\$1,274,637	\$631,983	\$3,353,635
Work Loss	\$6,535,255	\$1,253,940	\$2,722,278	\$3,675,952	\$5,071,533	\$19,258,958
Public Services	\$5,480	\$3,210	\$8,925	\$30,912	\$81,827	\$130,354
Adjudication	\$709,350	\$145,110	\$144,534	\$241,822	\$276,819	\$1,517,635
Insurance Administration	\$170,200	\$113,990	\$186,150	\$359,030	\$954,068	\$1,783,438
Congestion & Environmental	\$37,915	\$18,670	\$93,585	\$295,757	\$3,215,627	\$3,661,554
Property Damage & Loss	\$129,315	\$107,230	\$418,863	\$1,007,055	\$5,014,080	\$6,676,543
<b>Subtotal (Monetary Cost)</b>	<b>\$7,749,205</b>	<b>\$2,046,960</b>	<b>\$4,454,850</b>	<b>\$6,885,165</b>	<b>\$15,245,937</b>	<b>\$36,382,117</b>
Quality of Life	\$44,413,130	\$6,684,440	\$12,872,094	\$19,194,259	\$5,115,058	\$88,278,981
<b>Total (Comprehensive Cost)</b>	<b>\$52,162,335</b>	<b>\$8,731,400</b>	<b>\$17,326,944</b>	<b>\$26,079,424</b>	<b>\$20,360,995</b>	<b>\$124,661,098</b>

# Macomb County Motorcycle Crashes

Injury Severity	Motorcyclist Crash Victims	Motorcyclist Victim Costs
Fatal	10	\$107,290,680
Serious Injury	45	\$43,716,195
Moderate Injury	79	\$21,038,016
Minor Injury	38	\$8,877,522
Property Damage Only	50	\$2,513,100
<b>Total</b>	<b>222</b>	<b>\$183,435,513</b>
Average cost of crash casualty		\$826,286

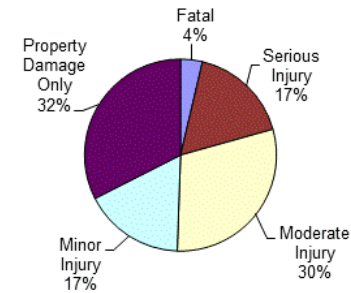
Injury Severity	Non-motorcyclist Crash Victims	Non-motorcyclist Victim Costs
Fatal	0	\$0
Serious Injury	1	\$935,744
Moderate Injury	2	\$388,866
Minor Injury	8	\$805,520
Property Damage Only	38	\$225,606
<b>Total</b>	<b>49</b>	<b>\$2,355,736</b>
Average cost of crash casualty		\$48,076

Motorcyclist Victim Costs in Motorcycle Crashes in Macomb County (2021 dollars)						
	Fatal	Serious Injury	Moderate Injury	Minor Injury	Property Damage Only	Total
Medical Care	\$196,800	\$1,821,690	\$749,631	\$315,780	\$77,700	\$3,161,601
Work Loss	\$14,778,770	\$3,297,555	\$1,515,378	\$638,438	\$159,050	\$20,389,191
Public Services	\$10,900	\$15,255	\$15,247	\$7,030	\$4,250	\$52,682
Adjudication	\$1,296,290	\$686,970	\$304,545	\$128,364	\$31,650	\$2,447,819
Insurance Administration	\$324,880	\$579,915	\$386,547	\$168,454	\$69,700	\$1,529,496
Congestion & Environmental	\$73,320	\$61,560	\$104,912	\$50,464	\$66,550	\$366,806
Property Damage & Loss	\$223,030	\$537,660	\$752,712	\$352,184	\$284,550	\$2,150,136
Subtotal (Monetary Cost)	\$16,903,990	\$7,000,605	\$3,828,972	\$1,660,714	\$693,450	\$30,087,731
Quality of Life	\$90,386,690	\$36,715,590	\$17,209,044	\$7,216,808	\$1,819,650	\$153,347,782
<b>Total (Comprehensive Cost)</b>	<b>\$107,290,680</b>	<b>\$43,716,195</b>	<b>\$21,038,016</b>	<b>\$8,877,522</b>	<b>\$2,513,100</b>	<b>\$183,435,513</b>

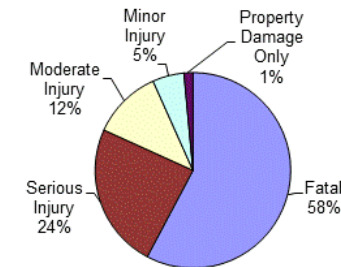
Non-motorcyclist Victim Costs in Motorcycle Crashes in Macomb County (2021 dollars)						
	Fatal	Serious Injury	Moderate Injury	Minor Injury	Property Damage Only	Total
Medical Care	\$0	\$40,079	\$14,082	\$28,848	\$0	\$83,009
Work Loss	\$0	\$68,980	\$26,320	\$51,912	\$4,674	\$151,886
Public Services	\$0	\$333	\$336	\$960	\$950	\$2,579
Adjudication	\$0	\$14,604	\$5,412	\$10,768	\$0	\$30,784
Insurance Administration	\$0	\$12,469	\$7,734	\$18,216	\$16,492	\$54,911
Congestion & Environmental	\$0	\$1,805	\$3,548	\$14,208	\$67,906	\$87,467
Property Damage & Loss	\$0	\$12,432	\$18,604	\$55,768	\$135,584	\$222,388
Subtotal (Monetary Cost)	\$0	\$150,702	\$76,036	\$180,680	\$225,606	\$633,024
Quality of Life	\$0	\$785,042	\$312,830	\$624,840	\$0	\$1,722,712
<b>Total (Comprehensive Cost)</b>	<b>\$0</b>	<b>\$935,744</b>	<b>\$388,866</b>	<b>\$805,520</b>	<b>\$225,606</b>	<b>\$2,355,736</b>

Costs of Motorcycle Crashes in Macomb County (2021 dollars)						
	Fatal	Serious Injury	Moderate Injury	Minor Injury	Property Damage Only	Total
Medical Care	\$196,800	\$1,861,769	\$763,713	\$344,628	\$77,700	\$3,244,610
Work Loss	\$14,778,770	\$3,366,535	\$1,541,698	\$690,350	\$163,724	\$20,541,077
Public Services	\$10,900	\$15,588	\$15,583	\$7,990	\$5,200	\$55,261
Adjudication	\$1,296,290	\$701,574	\$309,957	\$139,132	\$31,650	\$2,478,603
Insurance Administration	\$324,880	\$592,384	\$394,281	\$186,670	\$86,192	\$1,584,407
Congestion & Environmental	\$73,320	\$63,365	\$108,460	\$64,672	\$134,456	\$444,273
Property Damage & Loss	\$223,030	\$550,092	\$771,316	\$407,952	\$420,134	\$2,372,524
Subtotal (Monetary Cost)	\$16,903,990	\$7,151,307	\$3,905,008	\$1,841,394	\$919,056	\$30,720,755
Quality of Life	\$90,386,690	\$37,500,632	\$17,521,874	\$7,841,648	\$1,819,650	\$155,070,494
<b>Total (Comprehensive Cost)</b>	<b>\$107,290,680</b>	<b>\$44,651,939</b>	<b>\$21,426,882</b>	<b>\$9,683,042</b>	<b>\$2,738,706</b>	<b>\$185,791,249</b>

Crash Casualties



Crash Costs



# Macomb County Bicycle Crashes

Injury Severity	Bicyclist Crash Victims	Bicyclist Victim Costs
Fatal	2	\$19,441,804
Serious Injury	16	\$14,959,264
Moderate Injury	53	\$10,496,438
Minor Injury	52	\$6,598,384
Property Damage Only	26	\$355,576
<b>Total</b>	<b>149</b>	<b>\$51,851,466</b>
Average cost of crash casualty	\$347,996	

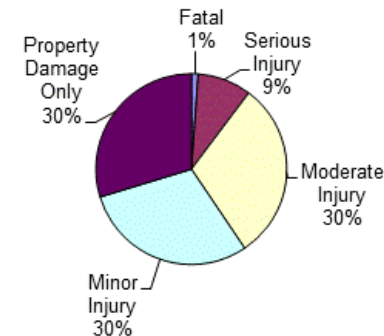
Injury Severity	Non-bicyclist Crash Victims	Non-bicyclist Victim Costs
Fatal	0	\$0
Serious Injury	0	\$0
Moderate Injury	0	\$0
Minor Injury	0	\$0
Property Damage Only	26	\$232,674
<b>Total</b>	<b>26</b>	<b>\$232,674</b>
Average cost of crash casualty	\$8,949	

Bicyclist Victim Costs in Bicycle Crashes in Macomb County (2021 dollars)						
	Fatal	Serious Injury	Moderate Injury	Minor Injury	Property Damage Only	Total
Medical Care	\$51,942	\$648,448	\$365,647	\$222,144	\$12,064	\$1,300,245
Work Loss	\$2,378,550	\$1,213,792	\$754,455	\$434,252	\$21,554	\$4,802,603
Public Services	\$2,180	\$5,408	\$9,540	\$8,060	\$546	\$25,734
Adjudication	\$471,378	\$247,568	\$150,096	\$87,984	\$4,498	\$961,524
Insurance Administration	\$97,188	\$282,192	\$207,972	\$126,724	\$6,448	\$720,524
Congestion & Environmental	\$14,664	\$22,016	\$69,748	\$65,416	\$4,628	\$176,472
Property Damage & Loss	\$500	\$4,000	\$13,144	\$12,376	\$884	\$30,904
Subtotal (Monetary Cost)	\$3,016,402	\$2,423,424	\$1,570,602	\$956,956	\$50,622	\$8,018,006
Quality of Life	\$16,425,402	\$12,535,840	\$8,925,836	\$5,641,428	\$304,954	\$43,833,460
<b>Total (Comprehensive Cost)</b>	<b>\$19,441,804</b>	<b>\$14,959,264</b>	<b>\$10,496,438</b>	<b>\$6,598,384</b>	<b>\$355,576</b>	<b>\$51,851,466</b>

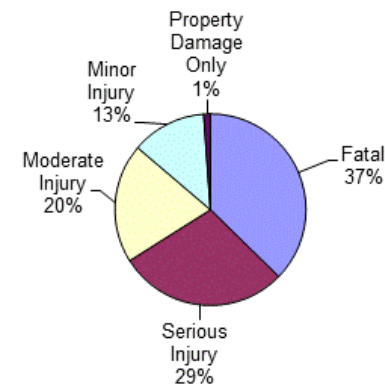
Non-bicyclist Victim Costs in Bicycle Crashes in Macomb County (2021 dollars)						
	Fatal	Serious Injury	Moderate Injury	Minor Injury	Property Damage Only	Total
Medical Care	\$0	\$0	\$0	\$0	\$4,784	\$4,784
Work Loss	\$0	\$0	\$0	\$0	\$10,530	\$10,530
Public Services	\$0	\$0	\$0	\$0	\$1,248	\$1,248
Adjudication	\$0	\$0	\$0	\$0	\$1,664	\$1,664
Insurance Administration	\$0	\$0	\$0	\$0	\$9,932	\$9,932
Congestion & Environmental	\$0	\$0	\$0	\$0	\$46,410	\$46,410
Property Damage & Loss	\$0	\$0	\$0	\$0	\$64,142	\$64,142
Subtotal (Monetary Cost)	\$0	\$0	\$0	\$0	\$138,710	\$138,710
Quality of Life	\$0	\$0	\$0	\$0	\$93,964	\$93,964
<b>Total (Comprehensive Cost)</b>	<b>\$0</b>	<b>\$0</b>	<b>\$0</b>	<b>\$0</b>	<b>\$232,674</b>	<b>\$232,674</b>

Costs of Bicycle Crashes in Macomb County (2021 dollars)						
	Fatal	Serious Injury	Moderate Injury	Minor Injury	Property Damage Only	Total
Medical Care	\$51,942	\$648,448	\$365,647	\$222,144	\$16,848	\$1,305,029
Work Loss	\$2,378,550	\$1,213,792	\$754,455	\$434,252	\$32,084	\$4,813,133
Public Services	\$2,180	\$5,408	\$9,540	\$8,060	\$1,794	\$26,982
Adjudication	\$471,378	\$247,568	\$150,096	\$87,984	\$6,162	\$963,188
Insurance Administration	\$97,188	\$282,192	\$207,972	\$126,724	\$16,380	\$730,456
Congestion & Environmental	\$14,664	\$22,016	\$69,748	\$65,416	\$51,038	\$222,882
Property Damage & Loss	\$500	\$4,000	\$13,144	\$12,376	\$65,026	\$95,046
Subtotal (Monetary Cost)	\$3,016,402	\$2,423,424	\$1,570,602	\$956,956	\$189,332	\$8,156,716
Quality of Life	\$16,425,402	\$12,535,840	\$8,925,836	\$5,641,428	\$398,918	\$43,927,424
<b>Total (Comprehensive Cost)</b>	<b>\$19,441,804</b>	<b>\$14,959,264</b>	<b>\$10,496,438</b>	<b>\$6,598,384</b>	<b>\$588,250</b>	<b>\$52,084,140</b>

Crash Casualties



Crash Costs



# Macomb County Pedestrian Crashes

Injury Severity	Pedestrian Crash Victims	Pedestrian Victim Costs
Fatal	7	\$68,140,457
Serious Injury	35	\$37,232,965
Moderate Injury	66	\$16,276,260
Minor Injury	44	\$6,846,488
Property Damage Only	19	\$302,632
<b>Total</b>	<b>171</b>	<b>\$128,798,802</b>
Average cost of crash casualty	\$753,209	

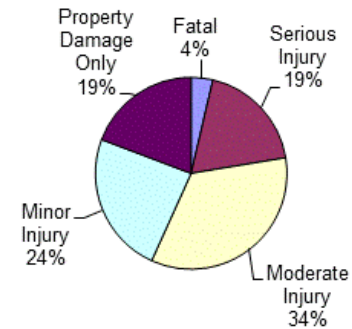
Injury Severity	Non-pedestrian Crash Victims	Non-pedestrian Victim Costs
Fatal	0	\$0
Serious Injury	1	\$923,312
Moderate Injury	0	\$0
Minor Injury	2	\$187,438
Property Damage Only	18	\$116,676
<b>Total</b>	<b>21</b>	<b>\$1,227,426</b>
Average cost of crash casualty	\$58,449	

Pedestrian Victim Costs in Pedestrian Crashes in Macomb County (2021 dollars)						
	Fatal	Serious Injury	Moderate Injury	Minor Injury	Property Damage Only	Total
Medical Care	\$158,249	\$1,690,395	\$602,778	\$240,416	\$10,602	\$2,702,440
Work Loss	\$8,310,267	\$2,727,375	\$1,025,112	\$393,800	\$15,884	\$12,472,438
Public Services	\$7,630	\$11,830	\$11,880	\$6,820	\$399	\$38,559
Adjudication	\$907,403	\$592,655	\$218,592	\$85,096	\$3,553	\$1,807,299
Insurance Administration	\$340,158	\$680,680	\$297,924	\$120,076	\$4,959	\$1,443,797
Congestion & Environmental	\$51,324	\$48,160	\$86,856	\$55,352	\$3,382	\$245,074
Subtotal (Monetary Cost)	\$9,775,031	\$5,751,095	\$2,243,142	\$901,560	\$38,779	\$18,709,607
Quality of Life	\$58,365,426	\$31,481,870	\$14,033,118	\$5,944,928	\$263,853	\$110,089,195
<b>Total (Comprehensive Cost)</b>	<b>\$68,140,457</b>	<b>\$37,232,965</b>	<b>\$16,276,260</b>	<b>\$6,846,488</b>	<b>\$302,632</b>	<b>\$128,798,802</b>

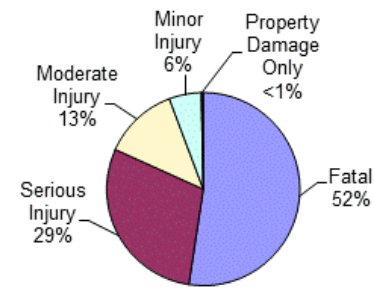
Non-pedestrian Victim in Pedestrian Crashes in Macomb County (2021 dollars)						
	Fatal	Serious Injury	Moderate Injury	Minor Injury	Property Damage Only	Total
Medical Care	\$0	\$40,079	\$0	\$7,212	\$3,312	\$50,603
Work Loss	\$0	\$68,980	\$0	\$12,978	\$7,290	\$89,248
Public Services	\$0	\$333	\$0	\$240	\$864	\$1,437
Adjudication	\$0	\$14,604	\$0	\$2,692	\$1,152	\$18,448
Insurance Administration	\$0	\$12,469	\$0	\$4,554	\$6,876	\$23,899
Congestion & Environmental	\$0	\$1,805	\$0	\$3,552	\$32,130	\$37,487
Subtotal (Monetary Cost)	\$0	\$138,270	\$0	\$31,228	\$51,624	\$221,122
Quality of Life	\$0	\$785,042	\$0	\$156,210	\$65,052	\$1,006,304
<b>Total (Comprehensive Cost)</b>	<b>\$0</b>	<b>\$923,312</b>	<b>\$0</b>	<b>\$187,438</b>	<b>\$116,676</b>	<b>\$1,227,426</b>

Costs of Pedestrian Crashes in Macomb County (2021 dollars)						
	Fatal	Serious Injury	Moderate Injury	Minor Injury	Property Damage Only	Total
Medical Care	\$158,249	\$1,730,474	\$602,778	\$247,628	\$13,914	\$2,753,043
Work Loss	\$8,310,267	\$2,796,355	\$1,025,112	\$406,778	\$23,174	\$12,561,686
Public Services	\$7,630	\$12,163	\$11,880	\$7,060	\$1,263	\$39,996
Adjudication	\$907,403	\$607,259	\$218,592	\$87,788	\$4,705	\$1,825,747
Insurance Administration	\$340,158	\$693,149	\$297,924	\$124,630	\$11,835	\$1,467,696
Congestion & Environmental	\$51,324	\$49,965	\$86,856	\$58,904	\$35,512	\$282,561
Subtotal (Monetary Cost)	\$9,775,031	\$5,889,365	\$2,243,142	\$932,788	\$90,403	\$18,930,729
Quality of Life	\$58,365,426	\$32,266,912	\$14,033,118	\$6,101,138	\$328,905	\$111,095,499
<b>Total (Comprehensive Cost)</b>	<b>\$68,140,457</b>	<b>\$38,156,277</b>	<b>\$16,276,260</b>	<b>\$7,033,926</b>	<b>\$419,308</b>	<b>\$130,026,226</b>

Crash Casualties



Crash Costs



# Manistee County Traffic Crashes and Crime

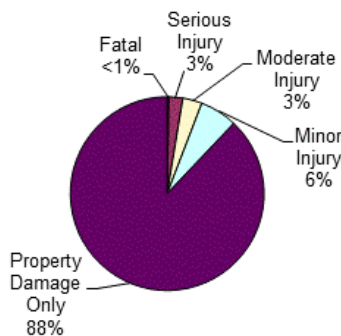
Crash Casualty Severity	Crash Casualties	Crash Costs
Fatal	3	\$31,183,749
Serious Injury	27	\$25,265,088
Moderate Injury	37	\$7,194,021
Minor Injury	72	\$7,249,680
Property Damage Only	1,012	\$9,056,388
<b>Total</b>	<b>1,151</b>	<b>\$79,948,926</b>
Average cost of crash casualty		\$69,460

Index Crime Category	Number of Crimes	Crime Costs
Murder	1	\$9,909,389
Rape	21	\$11,875,563
Aggravated Assault	22	\$1,024,056
Robbery	0	\$0
Larceny	221	\$946,101
Burglary	29	\$123,569
Motor Vehicle Theft	18	\$185,418
<b>Total</b>	<b>312</b>	<b>\$24,064,096</b>
Average cost of index crime		\$77,129

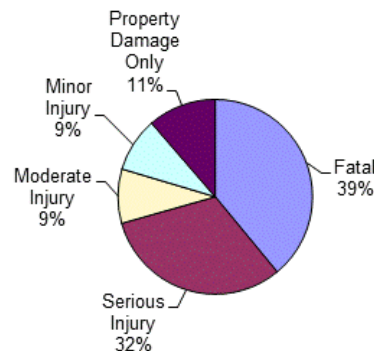
Costs of Crashes in Manistee County (2021 dollars)						
	Fatal	Serious Injury	Moderate Injury	Minor Injury	Property Damage Only	Total
Medical Care	\$50,880	\$1,082,133	\$260,517	\$259,632	\$186,208	\$1,839,370
Work Loss	\$3,921,153	\$1,862,460	\$486,920	\$467,208	\$409,860	\$7,147,601
Public Services	\$3,270	\$8,991	\$6,216	\$8,640	\$48,576	\$75,693
Adjudication & Sanctioning	\$388,887	\$394,308	\$100,122	\$96,912	\$64,768	\$1,044,997
Insurance Administration	\$102,861	\$336,663	\$143,079	\$163,944	\$386,584	\$1,133,131
Congestion & Environmental	\$21,996	\$48,735	\$65,638	\$127,872	\$1,806,420	\$2,070,661
Property Damage & Loss	\$46,824	\$335,664	\$344,174	\$501,912	\$2,496,604	\$3,725,178
<b>Subtotal (Monetary Cost)</b>	<b>\$4,535,871</b>	<b>\$4,068,954</b>	<b>\$1,406,666</b>	<b>\$1,626,120</b>	<b>\$5,399,020</b>	<b>\$17,036,631</b>
Quality of Life	\$26,647,878	\$21,196,134	\$5,787,355	\$5,623,560	\$3,657,368	\$62,912,295
<b>Total (Comprehensive Cost)</b>	<b>\$31,183,749</b>	<b>\$25,265,088</b>	<b>\$7,194,021</b>	<b>\$7,249,680</b>	<b>\$9,056,388</b>	<b>\$79,948,926</b>

Costs of Index Crimes in Manistee County (2021 dollars)								
	Murder	Rape	Aggravated Assault	Robbery	Larceny	Burglary	Motor Vehicle Theft	Total
Medical Care	\$12,893	\$70,854	\$46,530	\$0	\$0	\$0	\$0	\$130,277
Mental Health	\$12,125	\$138,285	\$8,976	\$0	\$0	\$0	\$0	\$159,386
Work Loss	\$1,160,258	\$149,667	\$50,072	\$0	\$6,851	\$1,131	\$2,106	\$1,370,085
Public Services	\$104,785	\$15,981	\$53,658	\$0	\$116,467	\$10,498	\$8,190	\$309,579
Adjudication & Sanctioning	\$489,046	\$949,998	\$131,890	\$0	\$573,495	\$22,359	\$35,820	\$2,202,608
Property Damage & Loss	\$211	\$3,969	\$1,848	\$0	\$249,288	\$89,581	\$139,302	\$484,199
<b>Subtotal (Monetary Cost)</b>	<b>\$1,779,318</b>	<b>\$1,328,754</b>	<b>\$292,974</b>	<b>\$0</b>	<b>\$946,101</b>	<b>\$123,569</b>	<b>\$185,418</b>	<b>\$4,656,134</b>
Quality of Life	\$8,130,071	\$10,546,809	\$731,082	\$0	\$0	\$0	\$0	\$19,407,962
<b>Total (Comprehensive Costs)</b>	<b>\$9,909,389</b>	<b>\$11,875,563</b>	<b>\$1,024,056</b>	<b>\$0</b>	<b>\$946,101</b>	<b>\$123,569</b>	<b>\$185,418</b>	<b>\$24,064,096</b>

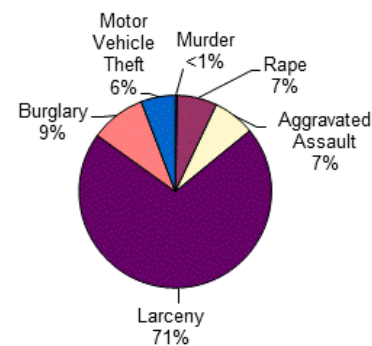
Crash Casualties



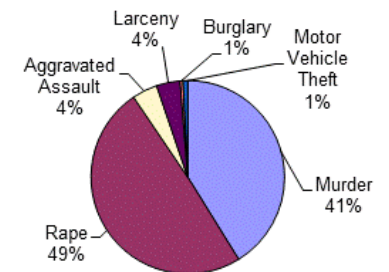
Crash Costs



Index Crimes



Index Crime Costs

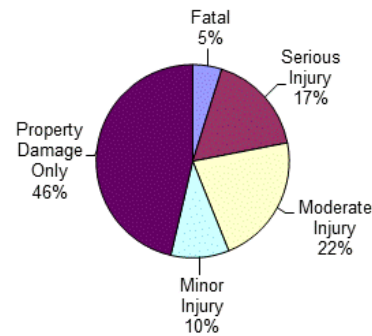




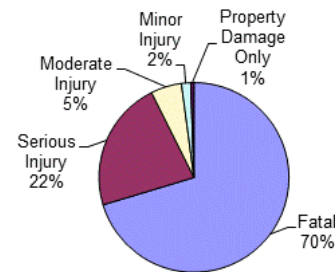
# Manistee County Alcohol-Involved Crashes

Crash Casualty Severity	Crash Casualties	Crash Costs
Fatal	2	\$23,019,900
Serious Injury	7	\$7,293,118
Moderate Injury	9	\$1,713,834
Minor Injury	4	\$514,155
Property Damage Only	19	\$180,006
<b>Total</b>	<b>41</b>	<b>\$32,721,013</b>
Average cost of crash casualty		\$798,073

Crash Casualties



Crash Costs

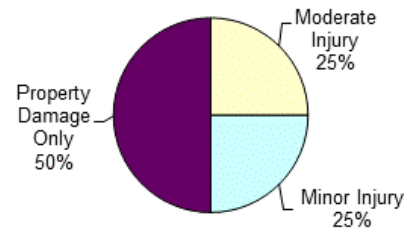


Costs of Alcohol-Involved Crashes in Manistee County (2021 dollars)						
	Fatal	Serious Injury	Moderate Injury	Minor Injury	Property Damage Only	Total
Medical Care	\$33,920	\$312,508	\$58,914	\$17,264	\$3,990	\$426,596
Work Loss	\$3,129,522	\$524,993	\$111,051	\$30,588	\$8,303	\$3,804,457
Public Services	\$2,180	\$2,401	\$1,494	\$516	\$931	\$7,522
Adjudication & Sanctioning	\$259,258	\$116,200	\$24,741	\$6,820	\$1,558	\$408,577
Insurance Administration	\$68,574	\$96,047	\$39,114	\$11,928	\$8,265	\$223,928
Congestion & Environmental	\$14,664	\$12,649	\$7,092	\$33,687	\$33,915	\$102,007
Property Damage & Loss	\$31,216	\$88,200	\$84,654	\$31,176	\$48,450	\$283,696
<b>Subtotal (Monetary Cost)</b>	<b>\$3,539,334</b>	<b>\$1,152,998</b>	<b>\$327,060</b>	<b>\$131,979</b>	<b>\$105,412</b>	<b>\$5,256,783</b>
Quality of Life	\$19,480,566	\$6,140,120	\$1,386,774	\$382,176	\$74,594	\$27,464,230
<b>Total (Comprehensive Cost)</b>	<b>\$23,019,900</b>	<b>\$7,293,118</b>	<b>\$1,713,834</b>	<b>\$514,155</b>	<b>\$180,006</b>	<b>\$32,721,013</b>

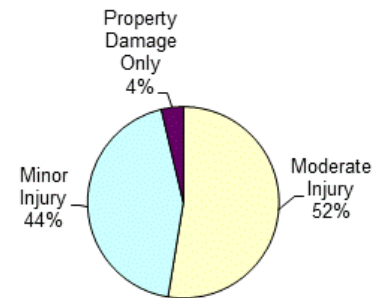
# Manistee County Drug-Involved Crashes

Crash Casualty Severity	Crash Casualties	Crash Costs
Fatal	0	\$0
Serious Injury	0	\$0
Moderate Injury	2	\$901,574
Minor Injury	2	\$750,474
Property Damage Only	4	\$63,508
<b>Total</b>	<b>8</b>	<b>\$1,715,556</b>
Average cost of crash casualty	\$214,445	

Crash Casualties



Crash Costs

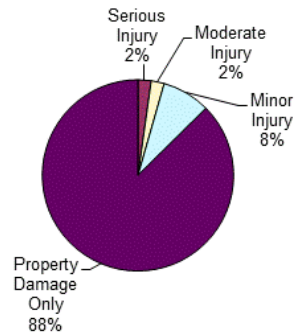


Costs of Drug-Involved Crashes in Manistee County (2021 dollars)						
	Fatal	Serious Injury	Moderate Injury	Minor Injury	Property Damage Only	Total
Medical Care	\$0	\$0	\$32,952	\$27,318	\$1,668	\$61,938
Work Loss	\$0	\$0	\$63,012	\$51,256	\$3,448	\$117,716
Public Services	\$0	\$0	\$450	\$388	\$212	\$1,050
Adjudication & Sanctioning	\$0	\$0	\$13,496	\$11,078	\$704	\$25,278
Insurance Administration	\$0	\$0	\$15,548	\$12,974	\$2,252	\$30,774
Congestion & Environmental	\$0	\$0	\$3,568	\$3,570	\$7,140	\$14,278
Property Damage & Loss	\$0	\$0	\$21,250	\$18,404	\$10,868	\$50,522
Subtotal (Monetary Cost)	\$0	\$0	\$150,276	\$124,988	\$26,292	\$301,556
Quality of Life	\$0	\$0	\$751,298	\$625,486	\$37,216	\$1,414,000
<b>Total (Comprehensive Cost)</b>	<b>\$0</b>	<b>\$0</b>	<b>\$901,574</b>	<b>\$750,474</b>	<b>\$63,508</b>	<b>\$1,715,556</b>

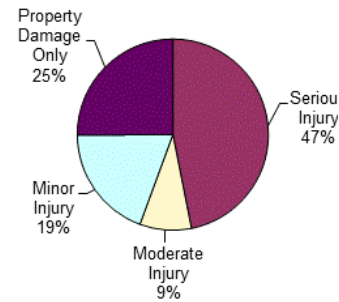
# Manistee County Young Driver Crashes (<21)

Crash Casualty Severity	Crash Casualties	Crash Costs
Fatal	0	\$0
Serious Injury	3	\$2,253,681
Moderate Injury	3	\$418,743
Minor Injury	11	\$928,114
Property Damage Only	118	\$1,205,842
<b>Total</b>	<b>135</b>	<b>\$4,806,380</b>
Average cost of crash casualty		\$35,603

Crash Casualties



Crash Costs

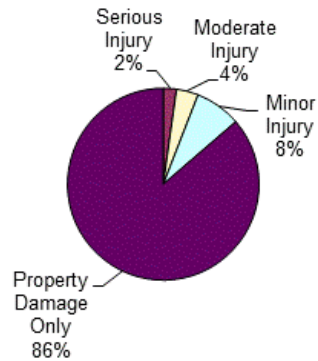


Costs of Young Driver Crashes in Manistee County (2021 dollars)						
	Fatal	Serious Injury	Moderate Injury	Minor Injury	Property Damage Only	Total
Medical Care	\$0	\$95,088	\$14,424	\$34,463	\$27,612	\$171,587
Work Loss	\$0	\$162,021	\$27,702	\$60,841	\$55,932	\$306,496
Public Services	\$0	\$888	\$477	\$1,331	\$6,018	\$8,714
Adjudication	\$0	\$34,437	\$5,649	\$12,716	\$9,440	\$62,242
Insurance Administration	\$0	\$30,924	\$9,546	\$23,001	\$50,622	\$114,093
Congestion & Environmental	\$0	\$5,397	\$5,319	\$19,503	\$210,630	\$240,849
Property Damage & Loss	\$0	\$35,013	\$27,231	\$79,706	\$314,588	\$456,538
<b>Subtotal (Monetary Cost)</b>	<b>\$0</b>	<b>\$363,768</b>	<b>\$90,348</b>	<b>\$231,561</b>	<b>\$674,842</b>	<b>\$1,360,519</b>
Quality of Life	\$0	\$1,889,913	\$328,395	\$696,553	\$531,000	\$3,445,861
<b>Total (Comprehensive Cost)</b>	<b>\$0</b>	<b>\$2,253,681</b>	<b>\$418,743</b>	<b>\$928,114</b>	<b>\$1,205,842</b>	<b>\$4,806,380</b>

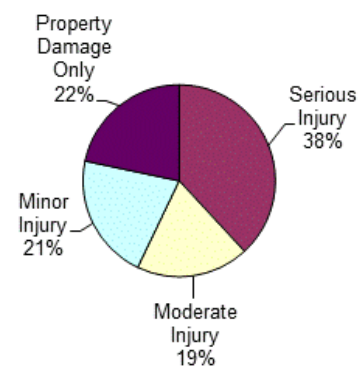
# Manistee County Older Driver Crashes (65+)

Crash Casualty Severity	Crash Casualties	Crash Costs
Fatal	0	\$0
Serious Injury	6	\$5,887,308
Moderate Injury	10	\$2,933,240
Minor Injury	21	\$3,275,097
Property Damage Only	233	\$3,347,045
<b>Total</b>	<b>270</b>	<b>\$15,442,690</b>
Average cost of crash casualty	\$57,195	

Crash Casualties



Crash Costs



Costs of Older Driver Crashes in Manistee County (2021 dollars)						
	Fatal	Serious Injury	Moderate Injury	Minor Injury	Property Damage Only	Total
Medical Care	\$0	\$246,420	\$105,960	\$117,831	\$91,103	\$561,314
Work Loss	\$0	\$426,654	\$201,760	\$219,618	\$171,255	\$1,019,287
Public Services	\$0	\$2,034	\$1,900	\$2,919	\$12,582	\$19,435
Adjudication	\$0	\$90,096	\$41,200	\$45,087	\$31,688	\$208,071
Insurance Administration	\$0	\$79,680	\$52,050	\$65,184	\$119,762	\$316,676
Congestion & Environmental	\$0	\$10,830	\$17,800	\$37,317	\$415,672	\$481,619
Property Damage & Loss	\$0	\$78,090	\$96,430	\$160,524	\$669,176	\$1,004,220
<b>Subtotal (Monetary Cost)</b>	<b>\$0</b>	<b>\$933,804</b>	<b>\$517,100</b>	<b>\$648,480</b>	<b>\$1,511,238</b>	<b>\$3,610,622</b>
Quality of Life	\$0	\$4,953,504	\$2,416,140	\$2,626,617	\$1,835,807	\$11,832,068
<b>Total (Comprehensive Cost)</b>	<b>\$0</b>	<b>\$5,887,308</b>	<b>\$2,933,240</b>	<b>\$3,275,097</b>	<b>\$3,347,045</b>	<b>\$15,442,690</b>

# Manistee County Medium/Large Truck Crashes

Crash Casualty Severity	Crash Casualties	Crash Costs
Fatal	0	\$0
Serious Injury	0	\$0
Moderate Injury	0	\$0
Minor Injury	0	\$0
Property Damage Only	18	\$210,510
<b>Total</b>	<b>18</b>	<b>\$210,510</b>
Average cost of crash casualty		\$11,695

Crash Casualties



Property  
Damage  
Only  
100%

Crash Costs



Property  
Damage  
Only  
100%

Costs of Medium/Large Truck Crashes in Manistee County (2021 dollars)						
	Fatal	Serious Injury	Moderate Injury	Minor Injury	Property Damage Only	Total
Medical Care	\$0	\$0	\$0	\$0	\$6,534	\$6,534
Work Loss	\$0	\$0	\$0	\$0	\$52,434	\$52,434
Public Services	\$0	\$0	\$0	\$0	\$846	\$846
Adjudication	\$0	\$0	\$0	\$0	\$2,862	\$2,862
Insurance Administration	\$0	\$0	\$0	\$0	\$9,864	\$9,864
Congestion & Environmental	\$0	\$0	\$0	\$0	\$33,246	\$33,246
Property Damage & Loss	\$0	\$0	\$0	\$0	\$51,840	\$51,840
<b>Subtotal (Monetary Cost)</b>	<b>\$0</b>	<b>\$0</b>	<b>\$0</b>	<b>\$0</b>	<b>\$157,626</b>	<b>\$157,626</b>
Quality of Life	\$0	\$0	\$0	\$0	\$52,884	\$52,884
<b>Total (Comprehensive Cost)</b>	<b>\$0</b>	<b>\$0</b>	<b>\$0</b>	<b>\$0</b>	<b>\$210,510</b>	<b>\$210,510</b>

# Manistee County Motorcycle Crashes

Injury Severity	Motorcyclist Crash Victims	Motorcyclist Victim Costs
Fatal	1	\$10,729,068
Serious Injury	3	\$2,914,413
Moderate Injury	2	\$532,608
Minor Injury	2	\$467,238
Property Damage Only	1	\$50,262
<b>Total</b>	<b>9</b>	<b>\$14,693,589</b>
Average cost of crash casualty		\$1,632,621

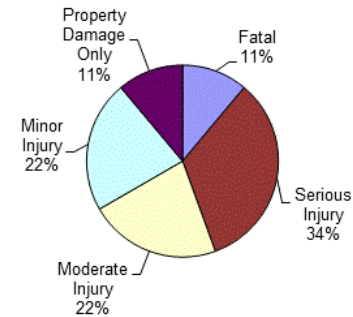
Injury Severity	Non-motorcyclist Crash Victims	Non-motorcyclist Victim Costs
Fatal	0	\$0
Serious Injury	0	\$0
Moderate Injury	0	\$0
Minor Injury	0	\$0
Property Damage Only	0	\$0
<b>Total</b>	<b>0</b>	<b>\$0</b>
Average cost of crash casualty		\$0

	Fatal	Serious Injury	Moderate Injury	Minor Injury	Property Damage Only	Total
Medical Care	\$19,680	\$121,446	\$18,978	\$16,620	\$1,554	\$178,278
Work Loss	\$1,477,877	\$219,837	\$38,364	\$33,602	\$3,181	\$1,772,861
Public Services	\$1,090	\$1,017	\$386	\$370	\$85	\$2,948
Adjudication	\$129,629	\$45,798	\$7,710	\$6,756	\$633	\$190,526
Insurance Administration	\$32,488	\$38,661	\$9,786	\$8,866	\$1,394	\$91,195
Congestion & Environmental	\$7,332	\$4,104	\$2,656	\$2,656	\$1,331	\$18,079
Property Damage & Loss	\$22,303	\$35,844	\$19,056	\$18,536	\$5,691	\$101,430
<b>Subtotal (Monetary Cost)</b>	<b>\$1,690,399</b>	<b>\$466,707</b>	<b>\$96,936</b>	<b>\$87,406</b>	<b>\$13,869</b>	<b>\$2,355,317</b>
Quality of Life	\$9,038,669	\$2,447,706	\$435,672	\$379,832	\$36,393	\$12,338,272
<b>Total (Comprehensive Cost)</b>	<b>\$10,729,068</b>	<b>\$2,914,413</b>	<b>\$532,608</b>	<b>\$467,238</b>	<b>\$50,262</b>	<b>\$14,693,589</b>

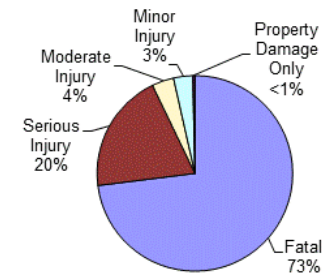
	Fatal	Serious Injury	Moderate Injury	Minor Injury	Property Damage Only	Total
Medical Care	\$0	\$0	\$0	\$0	\$0	\$0
Work Loss	\$0	\$0	\$0	\$0	\$0	\$0
Public Services	\$0	\$0	\$0	\$0	\$0	\$0
Adjudication	\$0	\$0	\$0	\$0	\$0	\$0
Insurance Administration	\$0	\$0	\$0	\$0	\$0	\$0
Congestion & Environmental	\$0	\$0	\$0	\$0	\$0	\$0
Property Damage & Loss	\$0	\$0	\$0	\$0	\$0	\$0
<b>Subtotal (Monetary Cost)</b>	<b>\$0</b>	<b>\$0</b>	<b>\$0</b>	<b>\$0</b>	<b>\$0</b>	<b>\$0</b>
Quality of Life	\$0	\$0	\$0	\$0	\$0	\$0
<b>Total (Comprehensive Cost)</b>	<b>\$0</b>	<b>\$0</b>	<b>\$0</b>	<b>\$0</b>	<b>\$0</b>	<b>\$0</b>

	Fatal	Serious Injury	Moderate Injury	Minor Injury	Property Damage Only	Total
Medical Care	\$19,680	\$121,446	\$18,978	\$16,620	\$1,554	\$178,278
Work Loss	\$1,477,877	\$219,837	\$38,364	\$33,602	\$3,181	\$1,772,861
Public Services	\$1,090	\$1,017	\$386	\$370	\$85	\$2,948
Adjudication	\$129,629	\$45,798	\$7,710	\$6,756	\$633	\$190,526
Insurance Administration	\$32,488	\$38,661	\$9,786	\$8,866	\$1,394	\$91,195
Congestion & Environmental	\$7,332	\$4,104	\$2,656	\$2,656	\$1,331	\$18,079
Property Damage & Loss	\$22,303	\$35,844	\$19,056	\$18,536	\$5,691	\$101,430
<b>Subtotal (Monetary Cost)</b>	<b>\$1,690,399</b>	<b>\$466,707</b>	<b>\$96,936</b>	<b>\$87,406</b>	<b>\$13,869</b>	<b>\$2,355,317</b>
Quality of Life	\$9,038,669	\$2,447,706	\$435,672	\$379,832	\$36,393	\$12,338,272
<b>Total (Comprehensive Cost)</b>	<b>\$10,729,068</b>	<b>\$2,914,413</b>	<b>\$532,608</b>	<b>\$467,238</b>	<b>\$50,262</b>	<b>\$14,693,589</b>

Crash Casualties



Crash Costs



# Manistee County Bicycle Crashes

Injury Severity	Bicyclist Crash Victims	Bicyclist Victim Costs
Fatal	0	\$0
Serious Injury	1	\$934,954
Moderate Injury	1	\$198,046
Minor Injury	2	\$253,784
Property Damage Only	0	\$0
<b>Total</b>	<b>4</b>	<b>\$1,386,784</b>
Average cost of crash casualty	\$346,696	

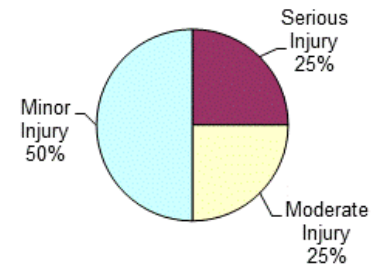
Injury Severity	Non-bicyclist Crash Victims	Non-bicyclist Victim Costs
Fatal	0	\$0
Serious Injury	0	\$0
Moderate Injury	0	\$0
Minor Injury	0	\$0
Property Damage Only	0	\$0
<b>Total</b>	<b>0</b>	<b>\$0</b>
Average cost of crash casualty	\$0	

Bicyclist Victim Costs in Bicycle Crashes in Manistee County (2021 dollars)						
	Fatal	Serious Injury	Moderate Injury	Minor Injury	Property Damage Only	Total
Medical Care	\$0	\$40,528	\$6,899	\$8,544	\$0	\$55,971
Work Loss	\$0	\$75,862	\$14,235	\$16,702	\$0	\$106,799
Public Services	\$0	\$338	\$180	\$310	\$0	\$828
Adjudication	\$0	\$15,473	\$2,832	\$3,384	\$0	\$21,689
Insurance Administration	\$0	\$17,637	\$3,924	\$4,874	\$0	\$26,435
Congestion & Environmental	\$0	\$1,376	\$1,316	\$2,516	\$0	\$5,208
Property Damage & Loss	\$0	\$250	\$248	\$476	\$0	\$974
Subtotal (Monetary Cost)	\$0	\$151,464	\$29,634	\$36,806	\$0	\$217,904
Quality of Life	\$0	\$783,490	\$168,412	\$216,978	\$0	\$1,168,880
<b>Total (Comprehensive Cost)</b>	<b>\$0</b>	<b>\$934,954</b>	<b>\$198,046</b>	<b>\$253,784</b>	<b>\$0</b>	<b>\$1,386,784</b>

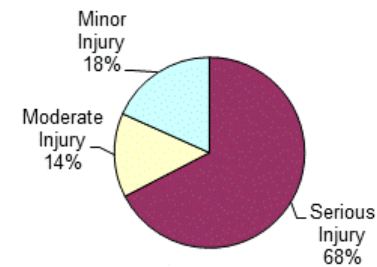
Non-bicyclist Victim Costs in Bicycle Crashes in Manistee County (2021 dollars)						
	Fatal	Serious Injury	Moderate Injury	Minor Injury	Property Damage Only	Total
Medical Care	\$0	\$0	\$0	\$0	\$0	\$0
Work Loss	\$0	\$0	\$0	\$0	\$0	\$0
Public Services	\$0	\$0	\$0	\$0	\$0	\$0
Adjudication	\$0	\$0	\$0	\$0	\$0	\$0
Insurance Administration	\$0	\$0	\$0	\$0	\$0	\$0
Congestion & Environmental	\$0	\$0	\$0	\$0	\$0	\$0
Property Damage & Loss	\$0	\$0	\$0	\$0	\$0	\$0
Subtotal (Monetary Cost)	\$0	\$0	\$0	\$0	\$0	\$0
Quality of Life	\$0	\$0	\$0	\$0	\$0	\$0
<b>Total (Comprehensive Cost)</b>	<b>\$0</b>	<b>\$0</b>	<b>\$0</b>	<b>\$0</b>	<b>\$0</b>	<b>\$0</b>

Costs of Bicycle Crashes in Manistee County (2021 dollars)						
	Fatal	Serious Injury	Moderate Injury	Minor Injury	Property Damage Only	Total
Medical Care	\$0	\$40,528	\$6,899	\$8,544	\$0	\$55,971
Work Loss	\$0	\$75,862	\$14,235	\$16,702	\$0	\$106,799
Public Services	\$0	\$338	\$180	\$310	\$0	\$828
Adjudication	\$0	\$15,473	\$2,832	\$3,384	\$0	\$21,689
Insurance Administration	\$0	\$17,637	\$3,924	\$4,874	\$0	\$26,435
Congestion & Environmental	\$0	\$1,376	\$1,316	\$2,516	\$0	\$5,208
Property Damage & Loss	\$0	\$250	\$248	\$476	\$0	\$974
Subtotal (Monetary Cost)	\$0	\$151,464	\$29,634	\$36,806	\$0	\$217,904
Quality of Life	\$0	\$783,490	\$168,412	\$216,978	\$0	\$1,168,880
<b>Total (Comprehensive Cost)</b>	<b>\$0</b>	<b>\$934,954</b>	<b>\$198,046</b>	<b>\$253,784</b>	<b>\$0</b>	<b>\$1,386,784</b>

Crash Casualties



Crash Costs



# Manistee County Pedestrian Crashes

Injury Severity	Pedestrian Crash Victims	Pedestrian Victim Costs
Fatal	0	\$0
Serious Injury	3	\$3,191,397
Moderate Injury	0	\$0
Minor Injury	2	\$311,204
Property Damage Only	0	\$0
<b>Total</b>	<b>5</b>	<b>\$3,502,601</b>
Average cost of crash casualty	\$700,520	

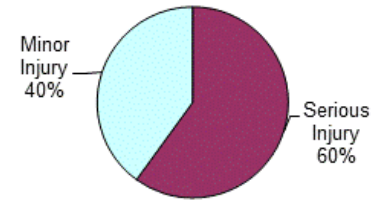
Injury Severity	Non-pedestrian Crash Victims	Non-pedestrian Victim Costs
Fatal	0	\$0
Serious Injury	0	\$0
Moderate Injury	0	\$0
Minor Injury	0	\$0
Property Damage Only	0	\$0
<b>Total</b>	<b>0</b>	<b>\$0</b>
Average cost of crash casualty	\$0	

	Fatal	Serious Injury	Moderate Injury	Minor Injury	Property Damage Only	Total
Medical Care	\$0	\$144,891	\$0	\$10,928	\$0	\$155,819
Work Loss	\$0	\$233,775	\$0	\$17,900	\$0	\$251,675
Public Services	\$0	\$1,014	\$0	\$310	\$0	\$1,324
Adjudication	\$0	\$50,799	\$0	\$3,868	\$0	\$54,667
Insurance Administration	\$0	\$58,344	\$0	\$5,458	\$0	\$63,802
Congestion & Environmental	\$0	\$4,128	\$0	\$2,516	\$0	\$6,644
Subtotal (Monetary Cost)	\$0	\$492,951	\$0	\$40,980	\$0	\$533,931
Quality of Life	\$0	\$2,698,446	\$0	\$270,224	\$0	\$2,968,670
<b>Total (Comprehensive Cost)</b>	<b>\$0</b>	<b>\$3,191,397</b>	<b>\$0</b>	<b>\$311,204</b>	<b>\$0</b>	<b>\$3,502,601</b>

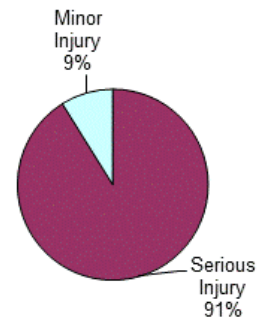
	Fatal	Serious Injury	Moderate Injury	Minor Injury	Property Damage Only	Total
Medical Care	\$0	\$0	\$0	\$0	\$0	\$0
Work Loss	\$0	\$0	\$0	\$0	\$0	\$0
Public Services	\$0	\$0	\$0	\$0	\$0	\$0
Adjudication	\$0	\$0	\$0	\$0	\$0	\$0
Insurance Administration	\$0	\$0	\$0	\$0	\$0	\$0
Congestion & Environmental	\$0	\$0	\$0	\$0	\$0	\$0
Subtotal (Monetary Cost)	\$0	\$0	\$0	\$0	\$0	\$0
Quality of Life	\$0	\$0	\$0	\$0	\$0	\$0
<b>Total (Comprehensive Cost)</b>	<b>\$0</b>	<b>\$0</b>	<b>\$0</b>	<b>\$0</b>	<b>\$0</b>	<b>\$0</b>

	Fatal	Serious Injury	Moderate Injury	Minor Injury	Property Damage Only	Total
Medical Care	\$0	\$144,891	\$0	\$10,928	\$0	\$155,819
Work Loss	\$0	\$233,775	\$0	\$17,900	\$0	\$251,675
Public Services	\$0	\$1,014	\$0	\$310	\$0	\$1,324
Adjudication	\$0	\$50,799	\$0	\$3,868	\$0	\$54,667
Insurance Administration	\$0	\$58,344	\$0	\$5,458	\$0	\$63,802
Congestion & Environmental	\$0	\$4,128	\$0	\$2,516	\$0	\$6,644
Subtotal (Monetary Cost)	\$0	\$492,951	\$0	\$40,980	\$0	\$533,931
Quality of Life	\$0	\$2,698,446	\$0	\$270,224	\$0	\$2,968,670
<b>Total (Comprehensive Cost)</b>	<b>\$0</b>	<b>\$3,191,397</b>	<b>\$0</b>	<b>\$311,204</b>	<b>\$0</b>	<b>\$3,502,601</b>

Crash Casualties



Crash Costs





# Marquette County Traffic Crashes and Crime

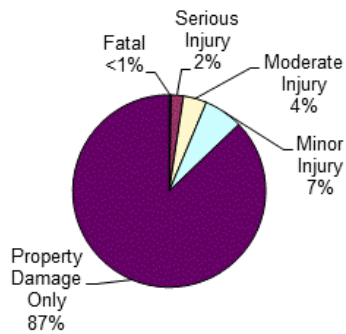
Crash Casualty Severity	Crash Casualties	Crash Costs
Fatal	8	\$83,156,664
Serious Injury	52	\$48,658,688
Moderate Injury	98	\$19,054,434
Minor Injury	164	\$16,513,160
Property Damage Only	2,188	\$19,580,412
<b>Total</b>	<b>2,510</b>	<b>\$186,963,358</b>
Average cost of crash casualty		\$74,487

Index Crime Category	Number of Crimes	Crime Costs
Murder	2	\$19,818,778
Rape	53	\$29,971,659
Aggravated Assault	114	\$5,306,472
Robbery	0	\$0
Larceny	461	\$1,973,541
Burglary	50	\$213,050
Motor Vehicle Theft	50	\$515,050
<b>Total</b>	<b>730</b>	<b>\$57,798,550</b>
Average cost of index crime		\$79,176

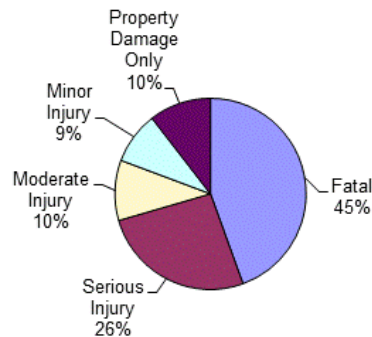
Costs of Crashes in Marquette County (2021 dollars)						
	Fatal	Serious Injury	Moderate Injury	Minor Injury	Property Damage Only	Total
Medical Care	\$135,680	\$2,084,108	\$690,018	\$591,384	\$402,592	\$3,903,782
Work Loss	\$10,456,408	\$3,586,960	\$1,289,680	\$1,064,196	\$886,140	\$17,283,384
Public Services	\$8,720	\$17,316	\$16,464	\$19,680	\$105,024	\$167,204
Adjudication & Sanctioning	\$1,037,032	\$759,408	\$265,188	\$220,744	\$140,032	\$2,422,404
Insurance Administration	\$274,296	\$648,388	\$378,966	\$373,428	\$835,816	\$2,510,894
Congestion & Environmental	\$58,656	\$93,860	\$173,852	\$291,264	\$3,905,580	\$4,523,212
Property Damage & Loss	\$124,864	\$646,464	\$911,596	\$1,143,244	\$5,397,796	\$8,223,964
Subtotal (Monetary Cost)	\$12,095,656	\$7,836,504	\$3,725,764	\$3,703,940	\$11,672,980	\$39,034,844
Quality of Life	\$71,061,008	\$40,822,184	\$15,328,670	\$12,809,220	\$7,907,432	\$147,928,514
<b>Total (Comprehensive Cost)</b>	<b>\$83,156,664</b>	<b>\$48,658,688</b>	<b>\$19,054,434</b>	<b>\$16,513,160</b>	<b>\$19,580,412</b>	<b>\$186,963,358</b>

Costs of Index Crimes in Marquette County (2021 dollars)								
	Murder	Rape	Aggravated Assault	Robbery	Larceny	Burglary	Motor Vehicle Theft	Total
Medical Care	\$25,786	\$178,822	\$241,110	\$0	\$0	\$0	\$0	\$445,718
Mental Health	\$24,250	\$349,005	\$46,512	\$0	\$0	\$0	\$0	\$419,767
Work Loss	\$2,320,516	\$377,731	\$259,464	\$0	\$14,291	\$1,950	\$5,850	\$2,979,802
Public Services	\$209,570	\$40,333	\$278,046	\$0	\$242,947	\$18,100	\$22,750	\$811,746
Adjudication & Sanctioning	\$978,092	\$2,397,614	\$683,430	\$0	\$1,196,295	\$38,550	\$99,500	\$5,393,481
Property Damage & Loss	\$422	\$10,017	\$9,576	\$0	\$520,008	\$154,450	\$386,950	\$1,081,423
Subtotal (Monetary Cost)	\$3,558,636	\$3,353,522	\$1,518,138	\$0	\$1,973,541	\$213,050	\$515,050	\$11,131,937
Quality of Life	\$16,260,142	\$26,618,137	\$3,788,334	\$0	\$0	\$0	\$0	\$46,666,613
<b>Total (Comprehensive Costs)</b>	<b>\$19,818,778</b>	<b>\$29,971,659</b>	<b>\$5,306,472</b>	<b>\$0</b>	<b>\$1,973,541</b>	<b>\$213,050</b>	<b>\$515,050</b>	<b>\$57,798,550</b>

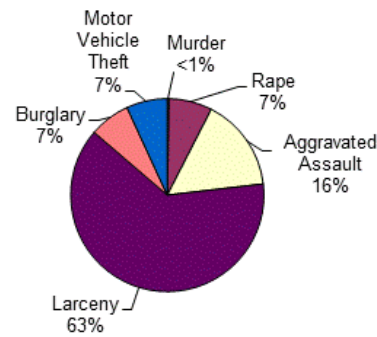
Crash Casualties



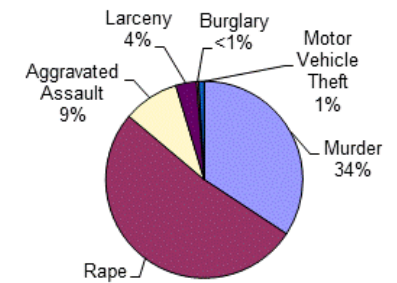
Crash Costs



Index Crimes



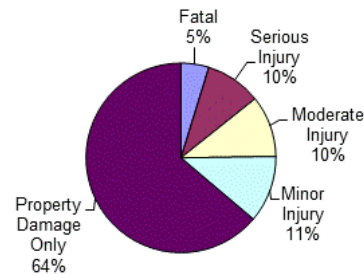
Index Crime Costs



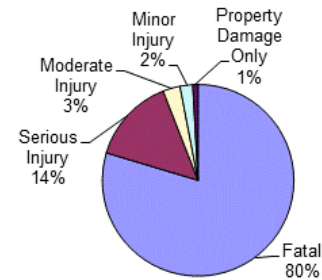
# Marquette County Alcohol-Involved Crashes

Crash Casualty Severity	Crash Casualties	Crash Costs
Fatal	5	\$57,549,750
Serious Injury	10	\$10,418,740
Moderate Injury	11	\$2,107,294
Minor Injury	12	\$1,560,195
Property Damage Only	67	\$634,758
<b>Total</b>	<b>105</b>	<b>\$72,270,737</b>
Average cost of crash casualty		\$688,293

Crash Casualties



Crash Costs

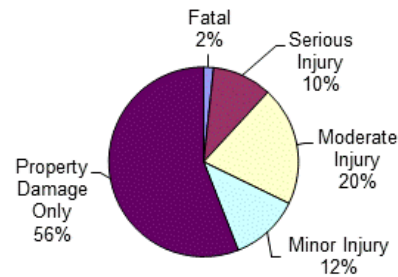


Costs of Alcohol-Involved Crashes in Marquette County (2021 dollars)						
	Fatal	Serious Injury	Moderate Injury	Minor Injury	Property Damage Only	Total
Medical Care	\$84,800	\$446,440	\$72,006	\$51,792	\$14,070	\$669,108
Work Loss	\$7,823,805	\$749,990	\$135,729	\$91,764	\$29,279	\$8,830,567
Public Services	\$5,450	\$3,430	\$1,826	\$1,548	\$3,283	\$15,537
Adjudication & Sanctioning	\$648,145	\$166,000	\$30,239	\$20,460	\$5,494	\$870,338
Insurance Administration	\$171,435	\$137,210	\$47,806	\$35,784	\$29,145	\$421,380
Congestion & Environmental	\$36,660	\$18,070	\$21,276	\$118,791	\$119,595	\$314,392
Property Damage & Loss	\$78,040	\$126,000	\$103,466	\$93,528	\$170,850	\$571,884
<b>Subtotal (Monetary Cost)</b>	<b>\$8,848,335</b>	<b>\$1,647,140</b>	<b>\$412,348</b>	<b>\$413,667</b>	<b>\$371,716</b>	<b>\$11,693,206</b>
Quality of Life	\$48,701,415	\$8,771,600	\$1,694,946	\$1,146,528	\$263,042	\$60,577,531
<b>Total (Comprehensive Cost)</b>	<b>\$57,549,750</b>	<b>\$10,418,740</b>	<b>\$2,107,294</b>	<b>\$1,560,195</b>	<b>\$634,758</b>	<b>\$72,270,737</b>

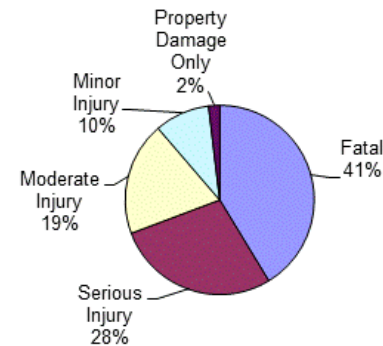
# Marquette County Drug-Involved Crashes

Crash Casualty Severity	Crash Casualties	Crash Costs
Fatal	1	\$11,509,950
Serious Injury	6	\$7,786,932
Moderate Injury	12	\$5,409,444
Minor Injury	7	\$2,626,659
Property Damage Only	33	\$523,941
<b>Total</b>	<b>59</b>	<b>\$27,856,926</b>
Average cost of crash casualty	\$472,151	

Crash Casualties



Crash Costs

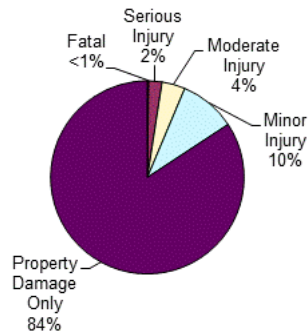


Costs of Drug-Involved Crashes in Marquette County (2021 dollars)						
	Fatal	Serious Injury	Moderate Injury	Minor Injury	Property Damage Only	Total
Medical Care	\$16,960	\$325,596	\$197,712	\$95,613	\$13,761	\$649,642
Work Loss	\$1,564,761	\$554,754	\$378,072	\$179,396	\$28,446	\$2,705,429
Public Services	\$1,090	\$2,328	\$2,700	\$1,358	\$1,749	\$9,225
Adjudication & Sanctioning	\$129,629	\$121,374	\$80,976	\$38,773	\$5,808	\$376,560
Insurance Administration	\$34,287	\$101,652	\$93,288	\$45,409	\$18,579	\$293,215
Congestion & Environmental	\$7,332	\$10,896	\$21,408	\$12,495	\$58,905	\$111,036
Property Damage & Loss	\$15,608	\$81,648	\$127,500	\$64,414	\$89,661	\$378,831
<b>Subtotal (Monetary Cost)</b>	<b>\$1,769,667</b>	<b>\$1,198,248</b>	<b>\$901,656</b>	<b>\$437,458</b>	<b>\$216,909</b>	<b>\$4,523,938</b>
Quality of Life	\$9,740,283	\$6,588,684	\$4,507,788	\$2,189,201	\$307,032	\$23,332,988
<b>Total (Comprehensive Cost)</b>	<b>\$11,509,950</b>	<b>\$7,786,932</b>	<b>\$5,409,444</b>	<b>\$2,626,659</b>	<b>\$523,941</b>	<b>\$27,856,926</b>

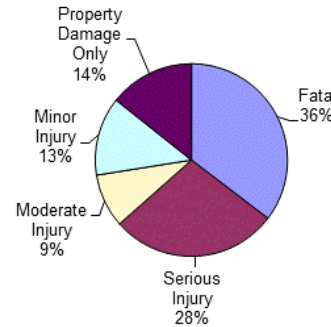
# Marquette County Young Driver Crashes (<21)

Crash Casualty Severity	Crash Casualties	Crash Costs
Fatal	1	\$10,394,583
Serious Injury	11	\$8,263,497
Moderate Injury	19	\$2,652,039
Minor Injury	46	\$3,881,204
Property Damage Only	412	\$4,210,228
<b>Total</b>	<b>489</b>	<b>\$29,401,551</b>
Average cost of crash casualty		\$60,126

Crash Casualties



Crash Costs

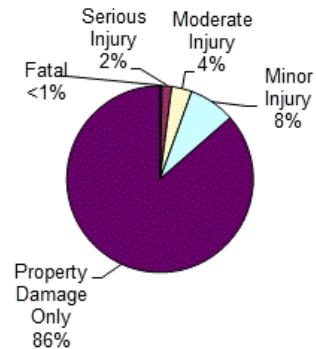


Costs of Young Driver Crashes in Marquette County (2021 dollars)						
	Fatal	Serious Injury	Moderate Injury	Minor Injury	Property Damage Only	Total
Medical Care	\$16,960	\$348,656	\$91,352	\$144,118	\$96,408	\$697,494
Work Loss	\$1,307,051	\$594,077	\$175,446	\$254,426	\$195,288	\$2,526,288
Public Services	\$1,090	\$3,256	\$3,021	\$5,566	\$21,012	\$33,945
Adjudication	\$129,629	\$126,269	\$35,777	\$53,176	\$32,960	\$377,811
Insurance Administration	\$34,287	\$113,388	\$60,458	\$96,186	\$176,748	\$481,067
Congestion & Environmental	\$7,332	\$19,789	\$33,687	\$81,558	\$735,420	\$877,786
Property Damage & Loss	\$15,608	\$128,381	\$172,463	\$333,316	\$1,098,392	\$1,748,160
<b>Subtotal (Monetary Cost)</b>	<b>\$1,511,957</b>	<b>\$1,333,816</b>	<b>\$572,204</b>	<b>\$968,346</b>	<b>\$2,356,228</b>	<b>\$6,742,551</b>
Quality of Life	\$8,882,626	\$6,929,681	\$2,079,835	\$2,912,858	\$1,854,000	\$22,659,000
<b>Total (Comprehensive Cost)</b>	<b>\$10,394,583</b>	<b>\$8,263,497</b>	<b>\$2,652,039</b>	<b>\$3,881,204</b>	<b>\$4,210,228</b>	<b>\$29,401,551</b>

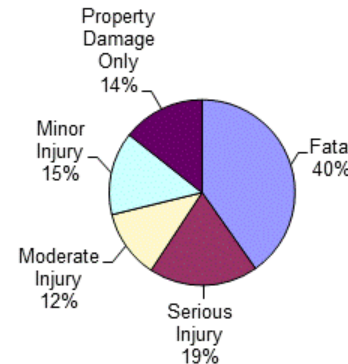
# Marquette County Older Driver Crashes (65+)

Crash Casualty Severity	Crash Casualties	Crash Costs
Fatal	2	\$20,789,166
Serious Injury	10	\$9,812,180
Moderate Injury	21	\$6,159,804
Minor Injury	48	\$7,485,936
Property Damage Only	515	\$7,397,975
<b>Total</b>	<b>596</b>	<b>\$51,645,061</b>
Average cost of crash casualty	\$86,653	

Crash Casualties



Crash Costs

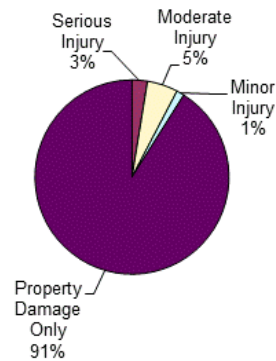


Costs of Older Driver Crashes in Marquette County (2021 dollars)						
	Fatal	Serious Injury	Moderate Injury	Minor Injury	Property Damage Only	Total
Medical Care	\$33,920	\$410,700	\$222,516	\$269,328	\$201,365	\$1,137,829
Work Loss	\$2,614,102	\$711,090	\$423,696	\$501,984	\$378,525	\$4,629,397
Public Services	\$2,180	\$3,390	\$3,990	\$6,672	\$27,810	\$44,042
Adjudication	\$259,258	\$150,160	\$86,520	\$103,056	\$70,040	\$669,034
Insurance Administration	\$68,574	\$132,800	\$109,305	\$148,992	\$264,710	\$724,381
Congestion & Environmental	\$14,664	\$18,050	\$37,380	\$85,296	\$918,760	\$1,074,150
Property Damage & Loss	\$31,216	\$130,150	\$202,503	\$366,912	\$1,479,080	\$2,209,861
<b>Subtotal (Monetary Cost)</b>	<b>\$3,023,914</b>	<b>\$1,556,340</b>	<b>\$1,085,910</b>	<b>\$1,482,240</b>	<b>\$3,340,290</b>	<b>\$10,488,694</b>
Quality of Life	\$17,765,252	\$8,255,840	\$5,073,894	\$6,003,696	\$4,057,685	\$41,156,367
<b>Total (Comprehensive Cost)</b>	<b>\$20,789,166</b>	<b>\$9,812,180</b>	<b>\$6,159,804</b>	<b>\$7,485,936</b>	<b>\$7,397,975</b>	<b>\$51,645,061</b>

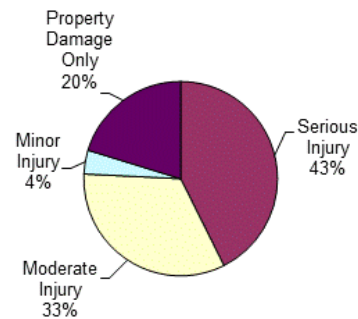
# Marquette County Medium/Large Truck Crashes

Crash Casualty Severity	Crash Casualties	Crash Costs
Fatal	0	\$0
Serious Injury	2	\$1,746,280
Moderate Injury	4	\$1,358,976
Minor Injury	1	\$161,984
Property Damage Only	71	\$830,345
<b>Total</b>	<b>78</b>	<b>\$4,097,585</b>
Average cost of crash casualty		\$52,533

Crash Casualties



Crash Costs



Costs of Medium/Large Truck Crashes in Marquette County (2021 dollars)						
	Fatal	Serious Injury	Moderate Injury	Minor Injury	Property Damage Only	Total
Medical Care	\$0	\$80,962	\$69,060	\$7,917	\$25,773	\$183,712
Work Loss	\$0	\$250,788	\$213,512	\$22,832	\$206,823	\$693,955
Public Services	\$0	\$642	\$700	\$192	\$3,337	\$4,871
Adjudication	\$0	\$29,022	\$11,336	\$1,502	\$11,289	\$53,149
Insurance Administration	\$0	\$22,798	\$14,600	\$2,230	\$38,908	\$78,536
Congestion & Environmental	\$0	\$3,734	\$7,340	\$1,837	\$131,137	\$144,048
Property Damage & Loss	\$0	\$21,446	\$32,852	\$6,255	\$204,480	\$265,033
<b>Subtotal (Monetary Cost)</b>	<b>\$0</b>	<b>\$409,392</b>	<b>\$349,400</b>	<b>\$42,765</b>	<b>\$621,747</b>	<b>\$1,423,304</b>
Quality of Life	\$0	\$1,336,888	\$1,009,576	\$119,219	\$208,598	\$2,674,281
<b>Total (Comprehensive Cost)</b>	<b>\$0</b>	<b>\$1,746,280</b>	<b>\$1,358,976</b>	<b>\$161,984</b>	<b>\$830,345</b>	<b>\$4,097,585</b>

# Marquette County Motorcycle Crashes

Injury Severity	Motorcyclist Crash Victims	Motorcyclist Victim Costs
Fatal	1	\$10,729,068
Serious Injury	4	\$3,885,884
Moderate Injury	10	\$2,663,040
Minor Injury	4	\$934,476
Property Damage Only	4	\$201,048
<b>Total</b>	<b>23</b>	<b>\$18,413,516</b>
Average cost of crash casualty		\$800,588

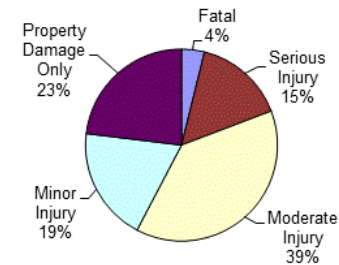
Injury Severity	Non-motorcyclist Crash Victims	Non-motorcyclist Victim Costs
Fatal	0	\$0
Serious Injury	0	\$0
Moderate Injury	0	\$0
Minor Injury	1	\$100,690
Property Damage Only	2	\$11,874
<b>Total</b>	<b>3</b>	<b>\$112,564</b>
Average cost of crash casualty		\$37,521

Motorcyclist Victim Costs in Motorcycle Crashes in Marquette County (2021 dollars)						
	Fatal	Serious Injury	Moderate Injury	Minor Injury	Property Damage Only	Total
Medical Care	\$19,680	\$161,928	\$94,890	\$33,240	\$6,216	\$315,954
Work Loss	\$1,477,877	\$293,116	\$191,820	\$67,204	\$12,724	\$2,042,741
Public Services	\$1,090	\$1,356	\$1,930	\$740	\$340	\$5,456
Adjudication	\$129,629	\$61,064	\$38,550	\$13,512	\$2,532	\$245,287
Insurance Administration	\$32,488	\$51,548	\$48,930	\$17,732	\$5,576	\$156,274
Congestion & Environmental	\$7,332	\$5,472	\$13,280	\$5,312	\$5,324	\$36,720
Property Damage & Loss	\$22,303	\$47,792	\$95,280	\$37,072	\$22,764	\$225,211
Subtotal (Monetary Cost)	\$1,690,399	\$622,276	\$484,680	\$174,812	\$55,476	\$3,027,643
Quality of Life	\$9,038,669	\$3,263,608	\$2,178,360	\$759,664	\$145,572	\$15,385,873
<b>Total (Comprehensive Cost)</b>	<b>\$10,729,068</b>	<b>\$3,885,884</b>	<b>\$2,663,040</b>	<b>\$934,476</b>	<b>\$201,048</b>	<b>\$18,413,516</b>

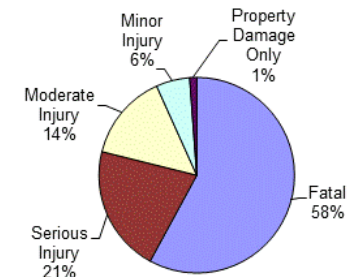
Non-motorcyclist Victim Costs in Motorcycle Crashes in Marquette County (2021 dollars)						
	Fatal	Serious Injury	Moderate Injury	Minor Injury	Property Damage Only	Total
Medical Care	\$0	\$0	\$0	\$3,606	\$0	\$3,606
Work Loss	\$0	\$0	\$0	\$6,489	\$246	\$6,735
Public Services	\$0	\$0	\$0	\$120	\$50	\$170
Adjudication	\$0	\$0	\$0	\$1,346	\$0	\$1,346
Insurance Administration	\$0	\$0	\$0	\$2,277	\$868	\$3,145
Congestion & Environmental	\$0	\$0	\$0	\$1,776	\$3,574	\$5,350
Property Damage & Loss	\$0	\$0	\$0	\$6,971	\$7,136	\$14,107
Subtotal (Monetary Cost)	\$0	\$0	\$0	\$22,585	\$11,874	\$34,459
Quality of Life	\$0	\$0	\$0	\$78,105	\$0	\$78,105
<b>Total (Comprehensive Cost)</b>	<b>\$0</b>	<b>\$0</b>	<b>\$0</b>	<b>\$100,690</b>	<b>\$11,874</b>	<b>\$112,564</b>

Costs of Motorcycle Crashes in Marquette County (2021 dollars)						
	Fatal	Serious Injury	Moderate Injury	Minor Injury	Property Damage Only	Total
Medical Care	\$19,680	\$161,928	\$94,890	\$36,846	\$6,216	\$319,560
Work Loss	\$1,477,877	\$293,116	\$191,820	\$73,693	\$12,970	\$2,049,476
Public Services	\$1,090	\$1,356	\$1,930	\$860	\$390	\$5,626
Adjudication	\$129,629	\$61,064	\$38,550	\$14,858	\$2,532	\$246,633
Insurance Administration	\$32,488	\$51,548	\$48,930	\$20,009	\$6,444	\$159,419
Congestion & Environmental	\$7,332	\$5,472	\$13,280	\$7,088	\$8,898	\$42,070
Property Damage & Loss	\$22,303	\$47,792	\$95,280	\$44,043	\$29,900	\$239,318
Subtotal (Monetary Cost)	\$1,690,399	\$622,276	\$484,680	\$197,397	\$67,350	\$3,062,102
Quality of Life	\$9,038,669	\$3,263,608	\$2,178,360	\$837,769	\$145,572	\$15,463,978
<b>Total (Comprehensive Cost)</b>	<b>\$10,729,068</b>	<b>\$3,885,884</b>	<b>\$2,663,040</b>	<b>\$1,035,166</b>	<b>\$212,922</b>	<b>\$18,526,080</b>

Crash Casualties



Crash Costs



# Marquette County Bicycle Crashes

Injury Severity	Bicyclist Crash Victims	Bicyclist Victim Costs
Fatal	0	\$0
Serious Injury	3	\$2,804,862
Moderate Injury	3	\$594,138
Minor Injury	1	\$126,892
Property Damage Only	2	\$27,352
<b>Total</b>	<b>9</b>	<b>\$3,553,244</b>
Average cost of crash casualty	\$394,805	

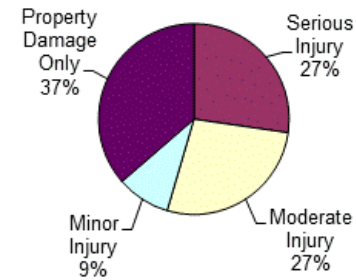
Injury Severity	Non-bicyclist Crash Victims	Non-bicyclist Victim Costs
Fatal	0	\$0
Serious Injury	0	\$0
Moderate Injury	0	\$0
Minor Injury	0	\$0
Property Damage Only	2	\$17,898
<b>Total</b>	<b>2</b>	<b>\$17,898</b>
Average cost of crash casualty	\$8,949	

Bicyclist Victim Costs in Bicycle Crashes in Marquette County (2021 dollars)						
	Fatal	Serious Injury	Moderate Injury	Minor Injury	Property Damage Only	Total
Medical Care	\$0	\$121,584	\$20,697	\$4,272	\$928	\$147,481
Work Loss	\$0	\$227,586	\$42,705	\$8,351	\$1,658	\$280,300
Public Services	\$0	\$1,014	\$540	\$155	\$42	\$1,751
Adjudication	\$0	\$46,419	\$8,496	\$1,692	\$346	\$56,953
Insurance Administration	\$0	\$52,911	\$11,772	\$2,437	\$496	\$67,616
Congestion & Environmental	\$0	\$4,128	\$3,948	\$1,258	\$356	\$9,690
Property Damage & Loss	\$0	\$750	\$744	\$238	\$68	\$1,800
Subtotal (Monetary Cost)	\$0	\$454,392	\$88,902	\$18,403	\$3,894	\$565,591
Quality of Life	\$0	\$2,350,470	\$505,236	\$108,489	\$23,458	\$2,987,653
<b>Total (Comprehensive Cost)</b>	<b>\$0</b>	<b>\$2,804,862</b>	<b>\$594,138</b>	<b>\$126,892</b>	<b>\$27,352</b>	<b>\$3,553,244</b>

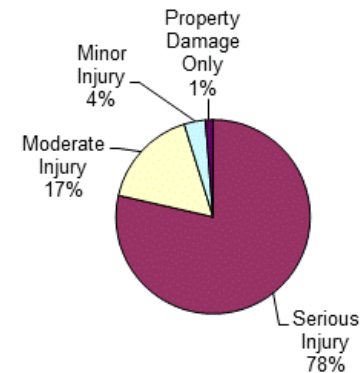
Non-bicyclist Victim Costs in Bicycle Crashes in Marquette County (2021 dollars)						
	Fatal	Serious Injury	Moderate Injury	Minor Injury	Property Damage Only	Total
Medical Care	\$0	\$0	\$0	\$0	\$368	\$368
Work Loss	\$0	\$0	\$0	\$0	\$810	\$810
Public Services	\$0	\$0	\$0	\$0	\$96	\$96
Adjudication	\$0	\$0	\$0	\$0	\$128	\$128
Insurance Administration	\$0	\$0	\$0	\$0	\$764	\$764
Congestion & Environmental	\$0	\$0	\$0	\$0	\$3,570	\$3,570
Property Damage & Loss	\$0	\$0	\$0	\$0	\$4,934	\$4,934
Subtotal (Monetary Cost)	\$0	\$0	\$0	\$0	\$10,670	\$10,670
Quality of Life	\$0	\$0	\$0	\$0	\$7,228	\$7,228
<b>Total (Comprehensive Cost)</b>	<b>\$0</b>	<b>\$0</b>	<b>\$0</b>	<b>\$0</b>	<b>\$17,898</b>	<b>\$17,898</b>

Costs of Bicycle Crashes in Marquette County (2021 dollars)						
	Fatal	Serious Injury	Moderate Injury	Minor Injury	Property Damage Only	Total
Medical Care	\$0	\$121,584	\$20,697	\$4,272	\$1,296	\$147,849
Work Loss	\$0	\$227,586	\$42,705	\$8,351	\$2,468	\$281,110
Public Services	\$0	\$1,014	\$540	\$155	\$138	\$1,847
Adjudication	\$0	\$46,419	\$8,496	\$1,692	\$474	\$57,081
Insurance Administration	\$0	\$52,911	\$11,772	\$2,437	\$1,260	\$68,380
Congestion & Environmental	\$0	\$4,128	\$3,948	\$1,258	\$3,926	\$13,260
Property Damage & Loss	\$0	\$750	\$744	\$238	\$5,002	\$6,734
Subtotal (Monetary Cost)	\$0	\$454,392	\$88,902	\$18,403	\$14,564	\$576,261
Quality of Life	\$0	\$2,350,470	\$505,236	\$108,489	\$30,686	\$2,994,881
<b>Total (Comprehensive Cost)</b>	<b>\$0</b>	<b>\$2,804,862</b>	<b>\$594,138</b>	<b>\$126,892</b>	<b>\$45,250</b>	<b>\$3,571,142</b>

Crash Casualties



Crash Costs





# Marquette County Pedestrian Crashes

Injury Severity	Pedestrian Crash Victims	Pedestrian Victim Costs
Fatal	1	\$9,734,351
Serious Injury	2	\$2,127,598
Moderate Injury	2	\$493,220
Minor Injury	3	\$466,806
Property Damage Only	0	\$0
<b>Total</b>	<b>8</b>	<b>\$12,821,975</b>
Average cost of crash casualty	\$1,602,747	

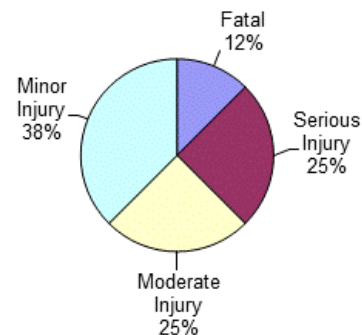
Injury Severity	Non-pedestrian Crash Victims	Non-pedestrian Victim Costs
Fatal	0	\$0
Serious Injury	0	\$0
Moderate Injury	0	\$0
Minor Injury	0	\$0
Property Damage Only	0	\$0
<b>Total</b>	<b>0</b>	<b>\$0</b>
Average cost of crash casualty	\$0	

Pedestrian Victim Costs in Pedestrian Crashes in Marquette County (2021 dollars)						
	Fatal	Serious Injury	Moderate Injury	Minor Injury	Property Damage Only	Total
Medical Care	\$22,607	\$96,594	\$18,266	\$16,392	\$0	\$153,859
Work Loss	\$1,187,181	\$155,850	\$31,064	\$26,850	\$0	\$1,400,945
Public Services	\$1,090	\$676	\$360	\$465	\$0	\$2,591
Adjudication	\$129,629	\$33,866	\$6,624	\$5,802	\$0	\$175,921
Insurance Administration	\$48,594	\$38,896	\$9,028	\$8,187	\$0	\$104,705
Congestion & Environmental	\$7,332	\$2,752	\$2,632	\$3,774	\$0	\$16,490
Subtotal (Monetary Cost)	\$1,396,433	\$328,634	\$67,974	\$61,470	\$0	\$1,854,511
Quality of Life	\$8,337,918	\$1,798,964	\$425,246	\$405,336	\$0	\$10,967,464
<b>Total (Comprehensive Cost)</b>	<b>\$9,734,351</b>	<b>\$2,127,598</b>	<b>\$493,220</b>	<b>\$466,806</b>	<b>\$0</b>	<b>\$12,821,975</b>

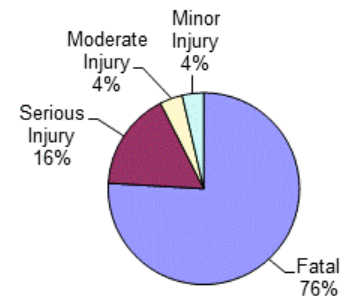
Non-pedestrian Victim in Pedestrian Crashes in Marquette County (2021 dollars)						
	Fatal	Serious Injury	Moderate Injury	Minor Injury	Property Damage Only	Total
Medical Care	\$0	\$0	\$0	\$0	\$0	\$0
Work Loss	\$0	\$0	\$0	\$0	\$0	\$0
Public Services	\$0	\$0	\$0	\$0	\$0	\$0
Adjudication	\$0	\$0	\$0	\$0	\$0	\$0
Insurance Administration	\$0	\$0	\$0	\$0	\$0	\$0
Congestion & Environmental	\$0	\$0	\$0	\$0	\$0	\$0
Subtotal (Monetary Cost)	\$0	\$0	\$0	\$0	\$0	\$0
Quality of Life	\$0	\$0	\$0	\$0	\$0	\$0
<b>Total (Comprehensive Cost)</b>	<b>\$0</b>	<b>\$0</b>	<b>\$0</b>	<b>\$0</b>	<b>\$0</b>	<b>\$0</b>

Costs of Pedestrian Crashes in Marquette County (2021 dollars)						
	Fatal	Serious Injury	Moderate Injury	Minor Injury	Property Damage Only	Total
Medical Care	\$22,607	\$96,594	\$18,266	\$16,392	\$0	\$153,859
Work Loss	\$1,187,181	\$155,850	\$31,064	\$26,850	\$0	\$1,400,945
Public Services	\$1,090	\$676	\$360	\$465	\$0	\$2,591
Adjudication	\$129,629	\$33,866	\$6,624	\$5,802	\$0	\$175,921
Insurance Administration	\$48,594	\$38,896	\$9,028	\$8,187	\$0	\$104,705
Congestion & Environmental	\$7,332	\$2,752	\$2,632	\$3,774	\$0	\$16,490
Subtotal (Monetary Cost)	\$1,396,433	\$328,634	\$67,974	\$61,470	\$0	\$1,854,511
Quality of Life	\$8,337,918	\$1,798,964	\$425,246	\$405,336	\$0	\$10,967,464
<b>Total (Comprehensive Cost)</b>	<b>\$9,734,351</b>	<b>\$2,127,598</b>	<b>\$493,220</b>	<b>\$466,806</b>	<b>\$0</b>	<b>\$12,821,975</b>

Crash Casualties



Crash Costs



# Mason County Traffic Crashes and Crime

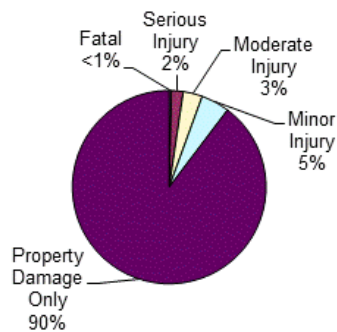
Crash Casualty Severity	Crash Casualties	Crash Costs
Fatal	6	\$62,367,498
Serious Injury	31	\$29,008,064
Moderate Injury	51	\$9,916,083
Minor Injury	75	\$7,551,750
Property Damage Only	1,420	\$12,707,580
<b>Total</b>	<b>1,583</b>	<b>\$121,550,975</b>
Average cost of crash casualty		\$76,785

Index Crime Category	Number of Crimes	Crime Costs
Murder	0	\$0
Rape	16	\$9,048,048
Aggravated Assault	40	\$1,861,920
Robbery	2	\$92,964
Larceny	139	\$595,059
Burglary	27	\$115,047
Motor Vehicle Theft	17	\$175,117
<b>Total</b>	<b>241</b>	<b>\$11,888,155</b>
Average cost of index crime		\$49,328

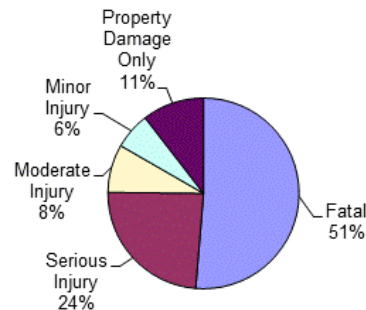
Costs of Crashes in Mason County (2021 dollars)						
	Fatal	Serious Injury	Moderate Injury	Minor Injury	Property Damage Only	Total
Medical Care	\$101,760	\$1,242,449	\$359,091	\$270,450	\$261,280	\$2,235,030
Work Loss	\$7,842,306	\$2,138,380	\$671,160	\$486,675	\$575,100	\$11,713,621
Public Services	\$6,540	\$10,323	\$8,568	\$9,000	\$68,160	\$102,591
Adjudication & Sanctioning	\$777,774	\$452,724	\$138,006	\$100,950	\$90,880	\$1,560,334
Insurance Administration	\$205,722	\$386,539	\$197,217	\$170,775	\$542,440	\$1,502,693
Congestion & Environmental	\$43,992	\$55,955	\$90,474	\$133,200	\$2,534,700	\$2,858,321
Property Damage & Loss	\$93,648	\$385,392	\$474,402	\$522,825	\$3,503,140	\$4,979,407
<b>Subtotal (Monetary Cost)</b>	<b>\$9,071,742</b>	<b>\$4,671,762</b>	<b>\$1,938,918</b>	<b>\$1,693,875</b>	<b>\$7,575,700</b>	<b>\$24,951,997</b>
Quality of Life	\$53,295,756	\$24,336,302	\$7,977,165	\$5,857,875	\$5,131,880	\$96,598,978
<b>Total (Comprehensive Cost)</b>	<b>\$62,367,498</b>	<b>\$29,008,064</b>	<b>\$9,916,083</b>	<b>\$7,551,750</b>	<b>\$12,707,580</b>	<b>\$121,550,975</b>

Costs of Index Crimes in Mason County (2021 dollars)								
	Murder	Rape	Aggravated Assault	Robbery	Larceny	Burglary	Motor Vehicle Theft	Total
Medical Care	\$0	\$53,984	\$84,600	\$3,966	\$0	\$0	\$0	\$142,550
Mental Health	\$0	\$105,360	\$16,320	\$398	\$0	\$0	\$0	\$122,078
Work Loss	\$0	\$114,032	\$91,040	\$9,212	\$4,309	\$1,053	\$1,989	\$221,635
Public Services	\$0	\$12,176	\$97,560	\$1,584	\$73,253	\$9,774	\$7,735	\$202,082
Adjudication & Sanctioning	\$0	\$723,808	\$239,800	\$28,994	\$360,705	\$20,817	\$33,830	\$1,407,954
Property Damage & Loss	\$0	\$3,024	\$3,360	\$2,754	\$156,792	\$83,403	\$131,563	\$380,896
<b>Subtotal (Monetary Cost)</b>	<b>\$0</b>	<b>\$1,012,384</b>	<b>\$532,680</b>	<b>\$46,908</b>	<b>\$595,059</b>	<b>\$115,047</b>	<b>\$175,117</b>	<b>\$2,477,195</b>
Quality of Life	\$0	\$8,035,664	\$1,329,240	\$46,056	\$0	\$0	\$0	\$9,410,960
<b>Total (Comprehensive Costs)</b>	<b>\$0</b>	<b>\$9,048,048</b>	<b>\$1,861,920</b>	<b>\$92,964</b>	<b>\$595,059</b>	<b>\$115,047</b>	<b>\$175,117</b>	<b>\$11,888,155</b>

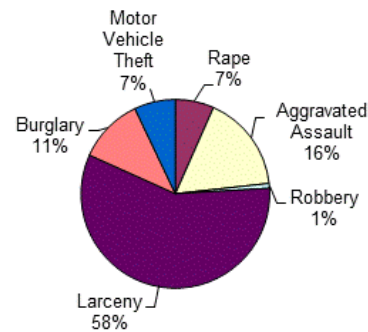
Crash Casualties



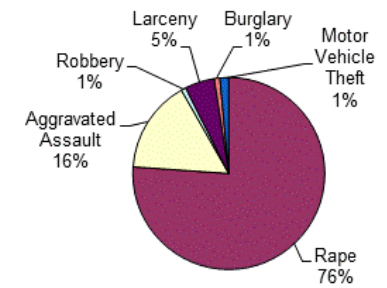
Crash Costs



Index Crimes



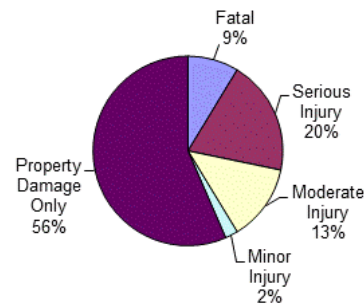
Index Crime Costs



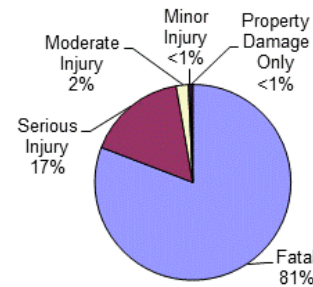
# Mason County Alcohol-Involved Crashes

Crash Casualty Severity	Crash Casualties	Crash Costs
Fatal	4	\$46,039,800
Serious Injury	9	\$9,376,866
Moderate Injury	6	\$1,139,601
Minor Injury	1	\$166,215
Property Damage Only	26	\$246,324
<b>Total</b>	<b>46</b>	<b>\$56,968,806</b>
Average cost of crash casualty		\$1,238,452

Crash Casualties



Crash Costs

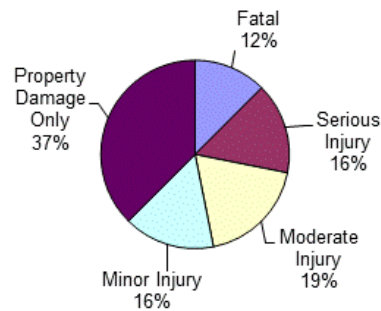


Costs of Alcohol-Involved Crashes in Mason County (2021 dollars)						
	Fatal	Serious Injury	Moderate Injury	Minor Injury	Property Damage Only	Total
Medical Care	\$67,840	\$401,796	\$39,276	\$4,316	\$5,460	\$518,688
Work Loss	\$6,259,044	\$674,991	\$74,034	\$7,647	\$11,362	\$7,027,078
Public Services	\$4,360	\$3,087	\$996	\$129	\$1,274	\$9,846
Adjudication & Sanctioning	\$518,516	\$149,400	\$16,494	\$1,705	\$2,132	\$688,247
Insurance Administration	\$137,148	\$123,489	\$26,076	\$2,982	\$11,310	\$301,005
Congestion & Environmental	\$29,328	\$16,263	\$1,773	\$46,098	\$46,410	\$139,872
Property Damage & Loss	\$62,432	\$113,400	\$56,436	\$7,794	\$66,300	\$306,362
<b>Subtotal (Monetary Cost)</b>	<b>\$7,078,668</b>	<b>\$1,482,426</b>	<b>\$215,085</b>	<b>\$70,671</b>	<b>\$144,248</b>	<b>\$8,991,098</b>
Quality of Life	\$38,961,132	\$7,894,440	\$924,516	\$95,544	\$102,076	\$47,977,708
<b>Total (Comprehensive Cost)</b>	<b>\$46,039,800</b>	<b>\$9,376,866</b>	<b>\$1,139,601</b>	<b>\$166,215</b>	<b>\$246,324</b>	<b>\$56,968,806</b>

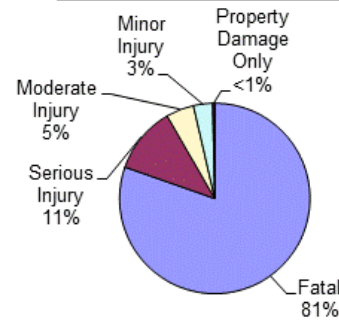
# Mason County Drug-Involved Crashes

Crash Casualty Severity	Crash Casualties	Crash Costs
Fatal	4	\$46,039,800
Serious Injury	5	\$6,489,110
Moderate Injury	6	\$2,704,722
Minor Injury	5	\$1,876,185
Property Damage Only	12	\$190,524
<b>Total</b>	<b>32</b>	<b>\$57,300,341</b>
Average cost of crash casualty	\$1,790,636	

Crash Casualties



Crash Costs

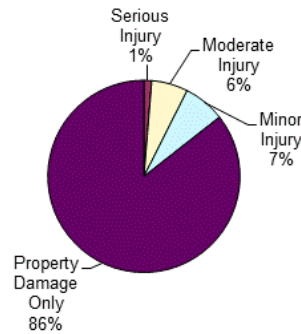


Costs of Drug-Involved Crashes in Mason County (2021 dollars)						
	Fatal	Serious Injury	Moderate Injury	Minor Injury	Property Damage Only	Total
Medical Care	\$67,840	\$271,330	\$98,856	\$68,295	\$5,004	\$511,325
Work Loss	\$6,259,044	\$462,295	\$189,036	\$128,140	\$10,344	\$7,048,859
Public Services	\$4,360	\$1,940	\$1,350	\$970	\$636	\$9,256
Adjudication & Sanctioning	\$518,516	\$101,145	\$40,488	\$27,695	\$2,112	\$689,956
Insurance Administration	\$137,148	\$84,710	\$46,644	\$32,435	\$6,756	\$307,693
Congestion & Environmental	\$29,328	\$9,080	\$10,704	\$8,925	\$21,420	\$79,457
Property Damage & Loss	\$62,432	\$68,040	\$63,750	\$46,010	\$32,604	\$272,836
<b>Subtotal (Monetary Cost)</b>	<b>\$7,078,668</b>	<b>\$998,540</b>	<b>\$450,828</b>	<b>\$312,470</b>	<b>\$78,876</b>	<b>\$8,919,382</b>
Quality of Life	\$38,961,132	\$5,490,570	\$2,253,894	\$1,563,715	\$111,648	\$48,380,959
<b>Total (Comprehensive Cost)</b>	<b>\$46,039,800</b>	<b>\$6,489,110</b>	<b>\$2,704,722</b>	<b>\$1,876,185</b>	<b>\$190,524</b>	<b>\$57,300,341</b>

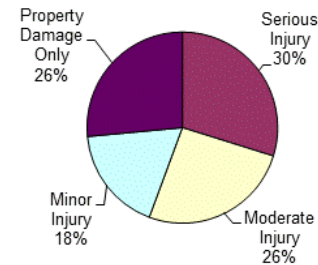
# Mason County Young Driver Crashes (<21)

Crash Casualty Severity	Crash Casualties	Crash Costs
Fatal	0	\$0
Serious Injury	3	\$2,253,681
Moderate Injury	14	\$1,954,134
Minor Injury	16	\$1,349,984
Property Damage Only	196	\$2,002,924
<b>Total</b>	<b>229</b>	<b>\$7,560,723</b>
Average cost of crash casualty		\$33,016

Crash Casualties



Crash Costs

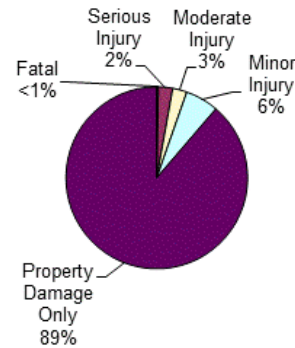


Costs of Young Driver Crashes in Mason County (2021 dollars)						
	Fatal	Serious Injury	Moderate Injury	Minor Injury	Property Damage Only	Total
Medical Care	\$0	\$95,088	\$67,312	\$50,128	\$45,864	\$258,392
Work Loss	\$0	\$162,021	\$129,276	\$88,496	\$92,904	\$472,697
Public Services	\$0	\$888	\$2,226	\$1,936	\$9,996	\$15,046
Adjudication	\$0	\$34,437	\$26,362	\$18,496	\$15,680	\$94,975
Insurance Administration	\$0	\$30,924	\$44,548	\$33,456	\$84,084	\$193,012
Congestion & Environmental	\$0	\$5,397	\$24,822	\$28,368	\$349,860	\$408,447
Property Damage & Loss	\$0	\$35,013	\$127,078	\$115,936	\$522,536	\$800,563
<b>Subtotal (Monetary Cost)</b>	<b>\$0</b>	<b>\$363,768</b>	<b>\$421,624</b>	<b>\$336,816</b>	<b>\$1,120,924</b>	<b>\$2,243,132</b>
Quality of Life	\$0	\$1,889,913	\$1,532,510	\$1,013,168	\$882,000	\$5,317,591
<b>Total (Comprehensive Cost)</b>	<b>\$0</b>	<b>\$2,253,681</b>	<b>\$1,954,134</b>	<b>\$1,349,984</b>	<b>\$2,002,924</b>	<b>\$7,560,723</b>

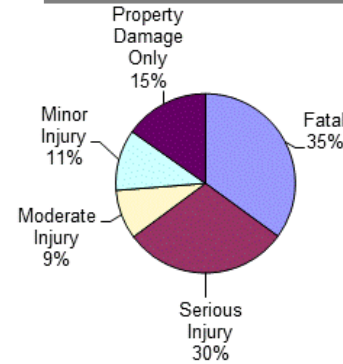
# Mason County Older Driver Crashes (65+)

Crash Casualty Severity	Crash Casualties	Crash Costs
Fatal	1	\$10,394,583
Serious Injury	9	\$8,830,962
Moderate Injury	9	\$2,639,916
Minor Injury	21	\$3,275,097
Property Damage Only	314	\$4,510,610
<b>Total</b>	<b>354</b>	<b>\$29,651,168</b>
Average cost of crash casualty		\$83,760

Crash Casualties



Crash Costs

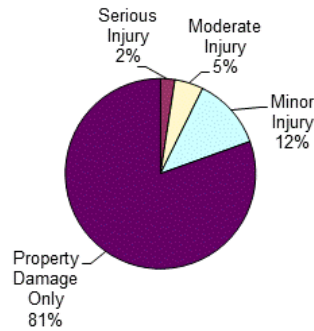


Costs of Older Driver Crashes in Mason County (2021 dollars)						
	Fatal	Serious Injury	Moderate Injury	Minor Injury	Property Damage Only	Total
Medical Care	\$16,960	\$369,630	\$95,364	\$117,831	\$122,774	\$722,559
Work Loss	\$1,307,051	\$639,981	\$181,584	\$219,618	\$230,790	\$2,579,024
Public Services	\$1,090	\$3,051	\$1,710	\$2,919	\$16,956	\$25,726
Adjudication	\$129,629	\$135,144	\$37,080	\$45,087	\$42,704	\$389,644
Insurance Administration	\$34,287	\$119,520	\$46,845	\$65,184	\$161,396	\$427,232
Congestion & Environmental	\$7,332	\$16,245	\$16,020	\$37,317	\$560,176	\$637,090
Property Damage & Loss	\$15,608	\$117,135	\$86,787	\$160,524	\$901,808	\$1,281,862
<b>Subtotal (Monetary Cost)</b>	<b>\$1,511,957</b>	<b>\$1,400,706</b>	<b>\$465,390</b>	<b>\$648,480</b>	<b>\$2,036,604</b>	<b>\$6,063,137</b>
Quality of Life	\$8,882,626	\$7,430,256	\$2,174,526	\$2,626,617	\$2,474,006	\$23,588,031
<b>Total (Comprehensive Cost)</b>	<b>\$10,394,583</b>	<b>\$8,830,962</b>	<b>\$2,639,916</b>	<b>\$3,275,097</b>	<b>\$4,510,610</b>	<b>\$29,651,168</b>

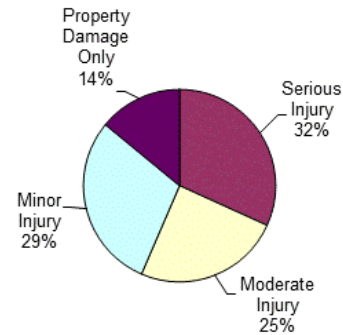
# Mason County Medium/Large Truck Crashes

Crash Casualty Severity	Crash Casualties	Crash Costs
Fatal	0	\$0
Serious Injury	1	\$873,140
Moderate Injury	2	\$679,488
Minor Injury	5	\$809,920
Property Damage Only	33	\$385,935
<b>Total</b>	<b>41</b>	<b>\$2,748,483</b>
Average cost of crash casualty		\$67,036

Crash Casualties



Crash Costs



Costs of Medium/Large Truck Crashes in Mason County (2021 dollars)						
	Fatal	Serious Injury	Moderate Injury	Minor Injury	Property Damage Only	Total
Medical Care	\$0	\$40,481	\$34,530	\$39,585	\$11,979	\$126,575
Work Loss	\$0	\$125,394	\$106,756	\$114,160	\$96,129	\$442,439
Public Services	\$0	\$321	\$350	\$960	\$1,551	\$3,182
Adjudication	\$0	\$14,511	\$5,668	\$7,510	\$5,247	\$32,936
Insurance Administration	\$0	\$11,399	\$7,300	\$11,150	\$18,084	\$47,933
Congestion & Environmental	\$0	\$1,867	\$3,670	\$9,185	\$60,951	\$75,673
Property Damage & Loss	\$0	\$10,723	\$16,426	\$31,275	\$95,040	\$153,464
<b>Subtotal (Monetary Cost)</b>	<b>\$0</b>	<b>\$204,696</b>	<b>\$174,700</b>	<b>\$213,825</b>	<b>\$288,981</b>	<b>\$882,202</b>
Quality of Life	\$0	\$668,444	\$504,788	\$596,095	\$96,954	\$1,866,281
<b>Total (Comprehensive Cost)</b>	<b>\$0</b>	<b>\$873,140</b>	<b>\$679,488</b>	<b>\$809,920</b>	<b>\$385,935</b>	<b>\$2,748,483</b>

# Mason County Motorcycle Crashes

Injury Severity	Motorcyclist Crash Victims	Motorcyclist Victim Costs
Fatal	0	\$0
Serious Injury	1	\$971,471
Moderate Injury	1	\$266,304
Minor Injury	5	\$1,168,095
Property Damage Only	3	\$150,786
<b>Total</b>	<b>10</b>	<b>\$2,556,656</b>
Average cost of crash casualty		\$255,666

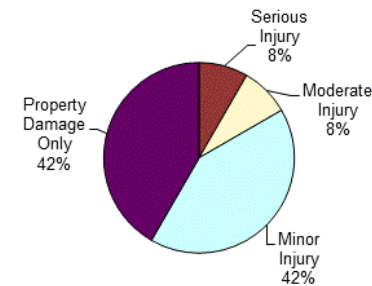
Injury Severity	Non-motorcyclist Crash Victims	Non-motorcyclist Victim Costs
Fatal	0	\$0
Serious Injury	0	\$0
Moderate Injury	0	\$0
Minor Injury	0	\$0
Property Damage Only	2	\$11,874
<b>Total</b>	<b>2</b>	<b>\$11,874</b>
Average cost of crash casualty		\$5,937

Motorcyclist Victim Costs in Motorcycle Crashes in Mason County (2021 dollars)						
	Fatal	Serious Injury	Moderate Injury	Minor Injury	Property Damage Only	Total
Medical Care	\$0	\$40,482	\$9,489	\$41,550	\$4,662	\$96,183
Work Loss	\$0	\$73,279	\$19,182	\$84,005	\$9,543	\$186,009
Public Services	\$0	\$339	\$193	\$925	\$255	\$1,712
Adjudication	\$0	\$15,266	\$3,855	\$16,890	\$1,899	\$37,910
Insurance Administration	\$0	\$12,887	\$4,893	\$22,165	\$4,182	\$44,127
Congestion & Environmental	\$0	\$1,368	\$1,328	\$6,640	\$3,993	\$13,329
Property Damage & Loss	\$0	\$11,948	\$9,528	\$46,340	\$17,073	\$84,889
Subtotal (Monetary Cost)	\$0	\$155,569	\$48,468	\$218,515	\$41,607	\$464,159
Quality of Life	\$0	\$815,902	\$217,836	\$949,580	\$109,179	\$2,092,497
<b>Total (Comprehensive Cost)</b>	<b>\$0</b>	<b>\$971,471</b>	<b>\$266,304</b>	<b>\$1,168,095</b>	<b>\$150,786</b>	<b>\$2,556,656</b>

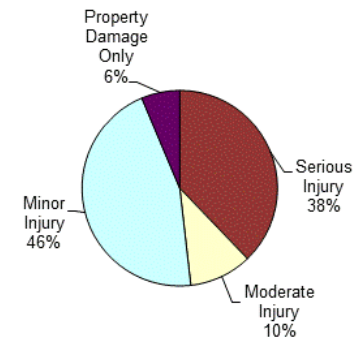
Non-motorcyclist Victim Costs in Motorcycle Crashes in Mason County (2021 dollars)						
	Fatal	Serious Injury	Moderate Injury	Minor Injury	Property Damage Only	Total
Medical Care	\$0	\$0	\$0	\$0	\$0	\$0
Work Loss	\$0	\$0	\$0	\$0	\$246	\$246
Public Services	\$0	\$0	\$0	\$0	\$50	\$50
Adjudication	\$0	\$0	\$0	\$0	\$0	\$0
Insurance Administration	\$0	\$0	\$0	\$0	\$868	\$868
Congestion & Environmental	\$0	\$0	\$0	\$0	\$3,574	\$3,574
Property Damage & Loss	\$0	\$0	\$0	\$0	\$7,136	\$7,136
Subtotal (Monetary Cost)	\$0	\$0	\$0	\$0	\$11,874	\$11,874
Quality of Life	\$0	\$0	\$0	\$0	\$0	\$0
<b>Total (Comprehensive Cost)</b>	<b>\$0</b>	<b>\$0</b>	<b>\$0</b>	<b>\$0</b>	<b>\$11,874</b>	<b>\$11,874</b>

Costs of Motorcycle Crashes in Mason County (2021 dollars)						
	Fatal	Serious Injury	Moderate Injury	Minor Injury	Property Damage Only	Total
Medical Care	\$0	\$40,482	\$9,489	\$41,550	\$4,662	\$96,183
Work Loss	\$0	\$73,279	\$19,182	\$84,005	\$9,789	\$186,255
Public Services	\$0	\$339	\$193	\$925	\$305	\$1,762
Adjudication	\$0	\$15,266	\$3,855	\$16,890	\$1,899	\$37,910
Insurance Administration	\$0	\$12,887	\$4,893	\$22,165	\$5,050	\$44,995
Congestion & Environmental	\$0	\$1,368	\$1,328	\$6,640	\$7,567	\$16,903
Property Damage & Loss	\$0	\$11,948	\$9,528	\$46,340	\$24,209	\$92,025
Subtotal (Monetary Cost)	\$0	\$155,569	\$48,468	\$218,515	\$53,481	\$476,033
Quality of Life	\$0	\$815,902	\$217,836	\$949,580	\$109,179	\$2,092,497
<b>Total (Comprehensive Cost)</b>	<b>\$0</b>	<b>\$971,471</b>	<b>\$266,304</b>	<b>\$1,168,095</b>	<b>\$162,660</b>	<b>\$2,568,530</b>

Crash Casualties



Crash Costs





# Mason County Bicycle Crashes

Injury Severity	Bicyclist Crash Victims	Bicyclist Victim Costs
Fatal	0	\$0
Serious Injury	0	\$0
Moderate Injury	0	\$0
Minor Injury	1	\$126,892
Property Damage Only	1	\$13,676
<b>Total</b>	<b>2</b>	<b>\$140,568</b>
Average cost of crash casualty	\$70,284	

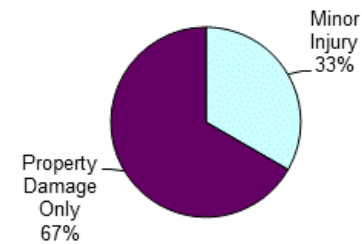
Injury Severity	Non-bicyclist Crash Victims	Non-bicyclist Victim Costs
Fatal	0	\$0
Serious Injury	0	\$0
Moderate Injury	0	\$0
Minor Injury	0	\$0
Property Damage Only	1	\$8,949
<b>Total</b>	<b>1</b>	<b>\$8,949</b>
Average cost of crash casualty	\$8,949	

Bicyclist Victim Costs in Bicycle Crashes in Mason County (2021 dollars)						
	Fatal	Serious Injury	Moderate Injury	Minor Injury	Property Damage Only	Total
Medical Care	\$0	\$0	\$0	\$4,272	\$464	\$4,736
Work Loss	\$0	\$0	\$0	\$8,351	\$829	\$9,180
Public Services	\$0	\$0	\$0	\$155	\$21	\$176
Adjudication	\$0	\$0	\$0	\$1,692	\$173	\$1,865
Insurance Administration	\$0	\$0	\$0	\$2,437	\$248	\$2,685
Congestion & Environmental	\$0	\$0	\$0	\$1,258	\$178	\$1,436
Property Damage & Loss	\$0	\$0	\$0	\$238	\$34	\$272
Subtotal (Monetary Cost)	\$0	\$0	\$0	\$18,403	\$1,947	\$20,350
Quality of Life	\$0	\$0	\$0	\$108,489	\$11,729	\$120,218
<b>Total (Comprehensive Cost)</b>	<b>\$0</b>	<b>\$0</b>	<b>\$0</b>	<b>\$126,892</b>	<b>\$13,676</b>	<b>\$140,568</b>

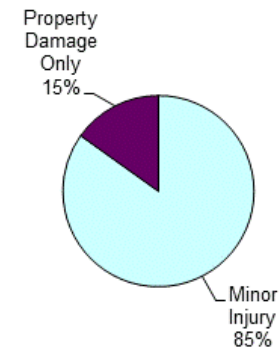
Non-bicyclist Victim Costs in Bicycle Crashes in Mason County (2021 dollars)						
	Fatal	Serious Injury	Moderate Injury	Minor Injury	Property Damage Only	Total
Medical Care	\$0	\$0	\$0	\$0	\$184	\$184
Work Loss	\$0	\$0	\$0	\$0	\$405	\$405
Public Services	\$0	\$0	\$0	\$0	\$48	\$48
Adjudication	\$0	\$0	\$0	\$0	\$64	\$64
Insurance Administration	\$0	\$0	\$0	\$0	\$382	\$382
Congestion & Environmental	\$0	\$0	\$0	\$0	\$1,785	\$1,785
Property Damage & Loss	\$0	\$0	\$0	\$0	\$2,467	\$2,467
Subtotal (Monetary Cost)	\$0	\$0	\$0	\$0	\$5,335	\$5,335
Quality of Life	\$0	\$0	\$0	\$0	\$3,614	\$3,614
<b>Total (Comprehensive Cost)</b>	<b>\$0</b>	<b>\$0</b>	<b>\$0</b>	<b>\$0</b>	<b>\$8,949</b>	<b>\$8,949</b>

Costs of Bicycle Crashes in Mason County (2021 dollars)						
	Fatal	Serious Injury	Moderate Injury	Minor Injury	Property Damage Only	Total
Medical Care	\$0	\$0	\$0	\$4,272	\$648	\$4,920
Work Loss	\$0	\$0	\$0	\$8,351	\$1,234	\$9,585
Public Services	\$0	\$0	\$0	\$155	\$69	\$224
Adjudication	\$0	\$0	\$0	\$1,692	\$237	\$1,929
Insurance Administration	\$0	\$0	\$0	\$2,437	\$630	\$3,067
Congestion & Environmental	\$0	\$0	\$0	\$1,258	\$1,963	\$3,221
Property Damage & Loss	\$0	\$0	\$0	\$238	\$2,501	\$2,739
Subtotal (Monetary Cost)	\$0	\$0	\$0	\$18,403	\$7,282	\$25,685
Quality of Life	\$0	\$0	\$0	\$108,489	\$15,343	\$123,832
<b>Total (Comprehensive Cost)</b>	<b>\$0</b>	<b>\$0</b>	<b>\$0</b>	<b>\$126,892</b>	<b>\$22,625</b>	<b>\$149,517</b>

Crash Casualties



Crash Costs



# Mason County Pedestrian Crashes

Injury Severity	Pedestrian Crash Victims	Pedestrian Victim Costs
Fatal	1	\$9,734,351
Serious Injury	3	\$3,191,397
Moderate Injury	0	\$0
Minor Injury	2	\$311,204
Property Damage Only	0	\$0
<b>Total</b>	<b>6</b>	<b>\$13,236,952</b>
Average cost of crash casualty	\$2,206,159	

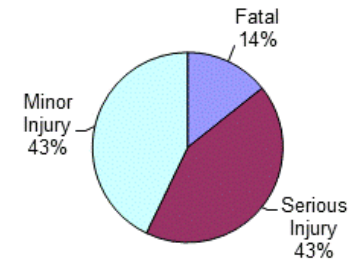
Injury Severity	Non-pedestrian Crash Victims	Non-pedestrian Victim Costs
Fatal	0	\$0
Serious Injury	0	\$0
Moderate Injury	0	\$0
Minor Injury	1	\$93,719
Property Damage Only	0	\$0
<b>Total</b>	<b>1</b>	<b>\$93,719</b>
Average cost of crash casualty	\$93,719	

Pedestrian Victim Costs in Pedestrian Crashes in Mason County (2021 dollars)						
	Fatal	Serious Injury	Moderate Injury	Minor Injury	Property Damage Only	Total
Medical Care	\$22,607	\$144,891	\$0	\$10,928	\$0	\$178,426
Work Loss	\$1,187,181	\$233,775	\$0	\$17,900	\$0	\$1,438,856
Public Services	\$1,090	\$1,014	\$0	\$310	\$0	\$2,414
Adjudication	\$129,629	\$50,799	\$0	\$3,868	\$0	\$184,296
Insurance Administration	\$48,594	\$58,344	\$0	\$5,458	\$0	\$112,396
Congestion & Environmental	\$7,332	\$4,128	\$0	\$2,516	\$0	\$13,976
Subtotal (Monetary Cost)	\$1,396,433	\$492,951	\$0	\$40,980	\$0	\$1,930,364
Quality of Life	\$8,337,918	\$2,698,446	\$0	\$270,224	\$0	\$11,306,588
<b>Total (Comprehensive Cost)</b>	<b>\$9,734,351</b>	<b>\$3,191,397</b>	<b>\$0</b>	<b>\$311,204</b>	<b>\$0</b>	<b>\$13,236,952</b>

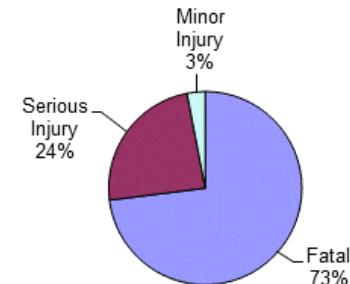
Non-pedestrian Victim in Pedestrian Crashes in Mason County (2021 dollars)						
	Fatal	Serious Injury	Moderate Injury	Minor Injury	Property Damage Only	Total
Medical Care	\$0	\$0	\$0	\$3,606	\$0	\$3,606
Work Loss	\$0	\$0	\$0	\$6,489	\$0	\$6,489
Public Services	\$0	\$0	\$0	\$120	\$0	\$120
Adjudication	\$0	\$0	\$0	\$1,346	\$0	\$1,346
Insurance Administration	\$0	\$0	\$0	\$2,277	\$0	\$2,277
Congestion & Environmental	\$0	\$0	\$0	\$1,776	\$0	\$1,776
Subtotal (Monetary Cost)	\$0	\$0	\$0	\$15,614	\$0	\$15,614
Quality of Life	\$0	\$0	\$0	\$78,105	\$0	\$78,105
<b>Total (Comprehensive Cost)</b>	<b>\$0</b>	<b>\$0</b>	<b>\$0</b>	<b>\$93,719</b>	<b>\$0</b>	<b>\$93,719</b>

Costs of Pedestrian Crashes in Mason County (2021 dollars)						
	Fatal	Serious Injury	Moderate Injury	Minor Injury	Property Damage Only	Total
Medical Care	\$22,607	\$144,891	\$0	\$14,534	\$0	\$182,032
Work Loss	\$1,187,181	\$233,775	\$0	\$24,389	\$0	\$1,445,345
Public Services	\$1,090	\$1,014	\$0	\$430	\$0	\$2,534
Adjudication	\$129,629	\$50,799	\$0	\$5,214	\$0	\$185,642
Insurance Administration	\$48,594	\$58,344	\$0	\$7,735	\$0	\$114,673
Congestion & Environmental	\$7,332	\$4,128	\$0	\$4,292	\$0	\$15,752
Subtotal (Monetary Cost)	\$1,396,433	\$492,951	\$0	\$56,594	\$0	\$1,945,978
Quality of Life	\$8,337,918	\$2,698,446	\$0	\$348,329	\$0	\$11,384,693
<b>Total (Comprehensive Cost)</b>	<b>\$9,734,351</b>	<b>\$3,191,397</b>	<b>\$0</b>	<b>\$404,923</b>	<b>\$0</b>	<b>\$13,330,671</b>

Crash Casualties



Crash Costs



# Mecosta County Traffic Crashes and Crime

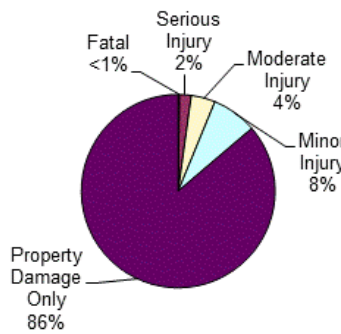
Crash Casualty Severity	Crash Casualties	Crash Costs
Fatal	5	\$51,972,915
Serious Injury	46	\$43,044,224
Moderate Injury	95	\$18,471,135
Minor Injury	178	\$17,922,820
Property Damage Only	2,031	\$18,175,419
<b>Total</b>	<b>2,355</b>	<b>\$149,586,513</b>
Average cost of crash casualty		\$63,519

Index Crime Category	Number of Crimes	Crime Costs
Murder	0	\$0
Rape	13	\$7,351,539
Aggravated Assault	21	\$977,508
Robbery	0	\$0
Larceny	50	\$214,050
Burglary	18	\$76,698
Motor Vehicle Theft	12	\$123,612
<b>Total</b>	<b>114</b>	<b>\$8,743,407</b>
Average cost of index crime		\$76,697

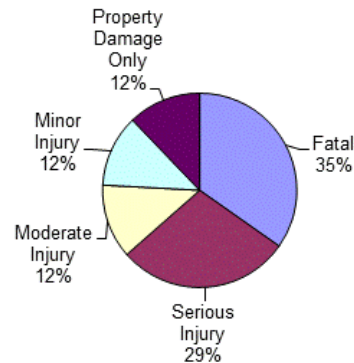
Costs of Crashes in Mecosta County (2021 dollars)						
	Fatal	Serious Injury	Moderate Injury	Minor Injury	Property Damage Only	Total
Medical Care	\$84,800	\$1,843,634	\$668,895	\$641,868	\$373,704	\$3,612,901
Work Loss	\$6,535,255	\$3,173,080	\$1,250,200	\$1,155,042	\$822,555	\$12,936,132
Public Services	\$5,450	\$15,318	\$15,960	\$21,360	\$97,488	\$155,576
Adjudication & Sanctioning	\$648,145	\$671,784	\$257,070	\$239,588	\$129,984	\$1,946,571
Insurance Administration	\$171,435	\$573,574	\$367,365	\$405,306	\$775,842	\$2,293,522
Congestion & Environmental	\$36,660	\$83,030	\$168,530	\$316,128	\$3,625,335	\$4,229,683
Property Damage & Loss	\$78,040	\$571,872	\$883,690	\$1,240,838	\$5,010,477	\$7,784,917
<b>Subtotal (Monetary Cost)</b>	<b>\$7,559,785</b>	<b>\$6,932,292</b>	<b>\$3,611,710</b>	<b>\$4,020,130</b>	<b>\$10,835,385</b>	<b>\$32,959,302</b>
Quality of Life	\$44,413,130	\$36,111,932	\$14,859,425	\$13,902,690	\$7,340,034	\$116,627,211
<b>Total (Comprehensive Cost)</b>	<b>\$51,972,915</b>	<b>\$43,044,224</b>	<b>\$18,471,135</b>	<b>\$17,922,820</b>	<b>\$18,175,419</b>	<b>\$149,586,513</b>

Costs of Index Crimes in Mecosta County (2021 dollars)								
	Murder	Rape	Aggravated Assault	Robbery	Larceny	Burglary	Motor Vehicle Theft	Total
Medical Care	\$0	\$43,862	\$44,415	\$0	\$0	\$0	\$0	\$88,277
Mental Health	\$0	\$85,605	\$8,568	\$0	\$0	\$0	\$0	\$94,173
Work Loss	\$0	\$92,651	\$47,796	\$0	\$1,550	\$702	\$1,404	\$144,103
Public Services	\$0	\$9,893	\$51,219	\$0	\$26,350	\$6,516	\$5,460	\$99,438
Adjudication & Sanctioning	\$0	\$588,094	\$125,895	\$0	\$129,750	\$13,878	\$23,880	\$881,497
Property Damage & Loss	\$0	\$2,457	\$1,764	\$0	\$56,400	\$55,602	\$92,868	\$209,091
<b>Subtotal (Monetary Cost)</b>	<b>\$0</b>	<b>\$822,562</b>	<b>\$279,657</b>	<b>\$0</b>	<b>\$214,050</b>	<b>\$76,698</b>	<b>\$123,612</b>	<b>\$1,516,579</b>
Quality of Life	\$0	\$6,528,977	\$697,851	\$0	\$0	\$0	\$0	\$7,226,828
<b>Total (Comprehensive Costs)</b>	<b>\$0</b>	<b>\$7,351,539</b>	<b>\$977,508</b>	<b>\$0</b>	<b>\$214,050</b>	<b>\$76,698</b>	<b>\$123,612</b>	<b>\$8,743,407</b>

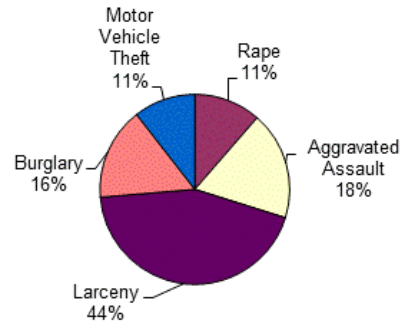
Crash Casualties



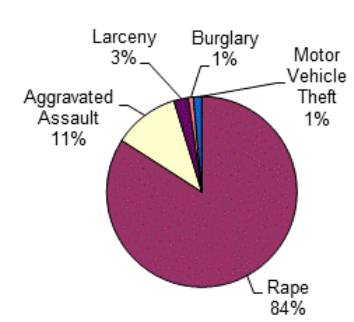
Crash Costs



Index Crimes



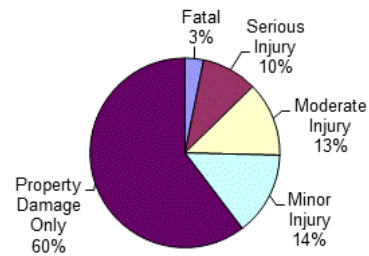
Index Crime Costs



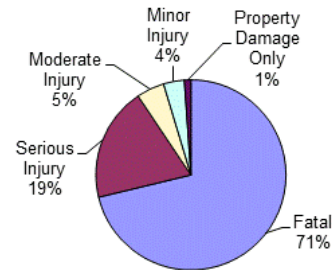
# Mecosta County Alcohol-Involved Crashes

Crash Casualty Severity	Crash Casualties	Crash Costs
Fatal	2	\$23,019,900
Serious Injury	6	\$6,251,244
Moderate Injury	8	\$1,533,061
Minor Injury	9	\$1,148,427
Property Damage Only	38	\$360,012
<b>Total</b>	<b>63</b>	<b>\$32,312,644</b>
Average cost of crash casualty		\$512,899

Crash Casualties



Crash Costs

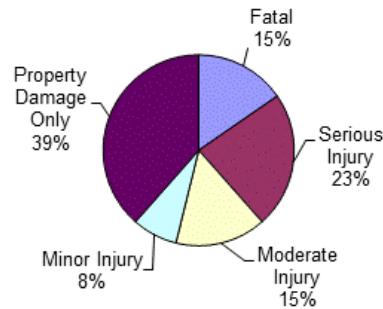


Costs of Alcohol-Involved Crashes in Mecosta County (2021 dollars)						
	Fatal	Serious Injury	Moderate Injury	Minor Injury	Property Damage Only	Total
Medical Care	\$33,920	\$267,864	\$52,368	\$38,844	\$7,980	\$400,976
Work Loss	\$3,129,522	\$449,994	\$98,712	\$68,823	\$16,606	\$3,763,657
Public Services	\$2,180	\$2,058	\$1,328	\$1,161	\$1,862	\$8,589
Adjudication & Sanctioning	\$259,258	\$99,600	\$21,992	\$15,345	\$3,116	\$399,311
Insurance Administration	\$68,574	\$82,326	\$34,768	\$26,838	\$16,530	\$229,036
Congestion & Environmental	\$14,664	\$10,842	\$15,957	\$67,374	\$67,830	\$176,667
Property Damage & Loss	\$31,216	\$75,600	\$75,248	\$70,146	\$96,900	\$349,110
<b>Subtotal (Monetary Cost)</b>	<b>\$3,539,334</b>	<b>\$988,284</b>	<b>\$300,373</b>	<b>\$288,531</b>	<b>\$210,824</b>	<b>\$5,327,346</b>
Quality of Life	\$19,480,566	\$5,262,960	\$1,232,688	\$859,896	\$149,188	\$26,985,298
<b>Total (Comprehensive Cost)</b>	<b>\$23,019,900</b>	<b>\$6,251,244</b>	<b>\$1,533,061</b>	<b>\$1,148,427</b>	<b>\$360,012</b>	<b>\$32,312,644</b>

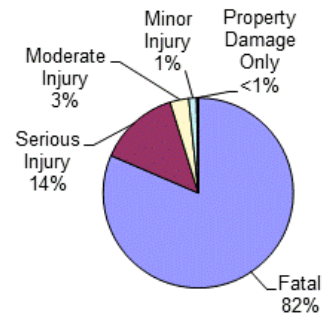
# Mecosta County Drug-Involved Crashes

Crash Casualty Severity	Crash Casualties	Crash Costs
Fatal	2	\$23,019,900
Serious Injury	3	\$3,893,466
Moderate Injury	2	\$901,574
Minor Injury	1	\$375,237
Property Damage Only	5	\$79,385
<b>Total</b>	<b>13</b>	<b>\$28,269,562</b>
Average cost of crash casualty	\$2,174,582	

Crash Casualties



Crash Costs

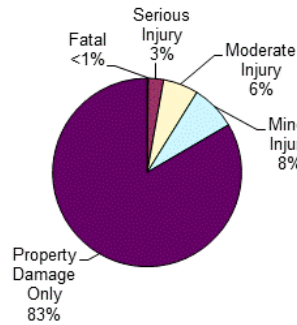


Costs of Drug-Involved Crashes in Mecosta County (2021 dollars)						
	Fatal	Serious Injury	Moderate Injury	Minor Injury	Property Damage Only	Total
Medical Care	\$33,920	\$162,798	\$32,952	\$13,659	\$2,085	\$245,414
Work Loss	\$3,129,522	\$277,377	\$63,012	\$25,628	\$4,310	\$3,499,849
Public Services	\$2,180	\$1,164	\$450	\$194	\$265	\$4,253
Adjudication & Sanctioning	\$259,258	\$60,687	\$13,496	\$5,539	\$880	\$339,860
Insurance Administration	\$68,574	\$50,826	\$15,548	\$6,487	\$2,815	\$144,250
Congestion & Environmental	\$14,664	\$5,448	\$3,568	\$1,785	\$8,925	\$34,390
Property Damage & Loss	\$31,216	\$40,824	\$21,250	\$9,202	\$13,585	\$116,077
<b>Subtotal (Monetary Cost)</b>	<b>\$3,539,334</b>	<b>\$599,124</b>	<b>\$150,276</b>	<b>\$62,494</b>	<b>\$32,865</b>	<b>\$4,384,093</b>
Quality of Life	\$19,480,566	\$3,294,342	\$751,298	\$312,743	\$46,520	\$23,885,469
<b>Total (Comprehensive Cost)</b>	<b>\$23,019,900</b>	<b>\$3,893,466</b>	<b>\$901,574</b>	<b>\$375,237</b>	<b>\$79,385</b>	<b>\$28,269,562</b>

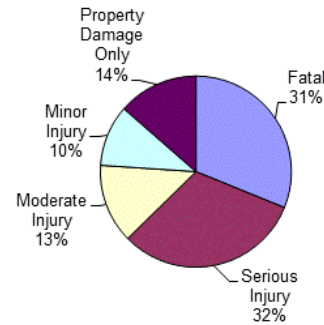
# Mecosta County Young Driver Crashes (<21)

Crash Casualty Severity	Crash Casualties	Crash Costs
Fatal	1	\$10,394,583
Serious Injury	14	\$10,517,178
Moderate Injury	32	\$4,466,592
Minor Injury	41	\$3,459,334
Property Damage Only	443	\$4,527,017
<b>Total</b>	<b>531</b>	<b>\$33,364,704</b>
Average cost of crash casualty		\$62,834

Crash Casualties



Crash Costs

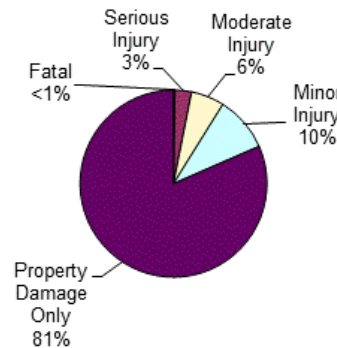


Costs of Young Driver Crashes in Mecosta County (2021 dollars)						
	Fatal	Serious Injury	Moderate Injury	Minor Injury	Property Damage Only	Total
Medical Care	\$16,960	\$443,744	\$153,856	\$128,453	\$103,662	\$846,675
Work Loss	\$1,307,051	\$756,098	\$295,488	\$226,771	\$209,982	\$2,795,390
Public Services	\$1,090	\$4,144	\$5,088	\$4,961	\$22,593	\$37,876
Adjudication	\$129,629	\$160,706	\$60,256	\$47,396	\$35,440	\$433,427
Insurance Administration	\$34,287	\$144,312	\$101,824	\$85,731	\$190,047	\$556,201
Congestion & Environmental	\$7,332	\$25,186	\$56,736	\$72,693	\$790,755	\$952,702
Property Damage & Loss	\$15,608	\$163,394	\$290,464	\$297,086	\$1,181,038	\$1,947,590
<b>Subtotal (Monetary Cost)</b>	<b>\$1,511,957</b>	<b>\$1,697,584</b>	<b>\$963,712</b>	<b>\$863,091</b>	<b>\$2,533,517</b>	<b>\$7,569,861</b>
Quality of Life	\$8,882,626	\$8,819,594	\$3,502,880	\$2,596,243	\$1,993,500	\$25,794,843
<b>Total (Comprehensive Cost)</b>	<b>\$10,394,583</b>	<b>\$10,517,178</b>	<b>\$4,466,592</b>	<b>\$3,459,334</b>	<b>\$4,527,017</b>	<b>\$33,364,704</b>

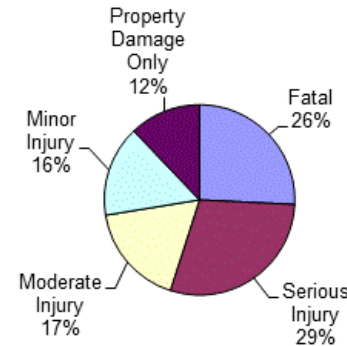
# Mecosta County Older Driver Crashes (65+)

Crash Casualty Severity	Crash Casualties	Crash Costs
Fatal	1	\$10,394,583
Serious Injury	12	\$11,774,616
Moderate Injury	24	\$7,039,776
Minor Injury	40	\$6,238,280
Property Damage Only	340	\$4,884,100
<b>Total</b>	<b>417</b>	<b>\$40,331,355</b>
Average cost of crash casualty	\$96,718	

Crash Casualties



Crash Costs

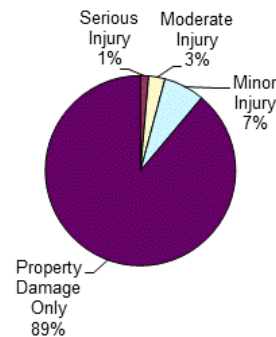


Costs of Older Driver Crashes in Mecosta County (2021 dollars)						
	Fatal	Serious Injury	Moderate Injury	Minor Injury	Property Damage Only	Total
Medical Care	\$16,960	\$492,840	\$254,304	\$224,440	\$132,940	\$1,121,484
Work Loss	\$1,307,051	\$853,308	\$484,224	\$418,320	\$249,900	\$3,312,803
Public Services	\$1,090	\$4,068	\$4,560	\$5,560	\$18,360	\$33,638
Adjudication	\$129,629	\$180,192	\$98,880	\$85,880	\$46,240	\$540,821
Insurance Administration	\$34,287	\$159,360	\$124,920	\$124,160	\$174,760	\$617,487
Congestion & Environmental	\$7,332	\$21,660	\$42,720	\$71,080	\$606,560	\$749,352
Property Damage & Loss	\$15,608	\$156,180	\$231,432	\$305,760	\$976,480	\$1,685,460
<b>Subtotal (Monetary Cost)</b>	<b>\$1,511,957</b>	<b>\$1,867,608</b>	<b>\$1,241,040</b>	<b>\$1,235,200</b>	<b>\$2,205,240</b>	<b>\$8,061,045</b>
Quality of Life	\$8,882,626	\$9,907,008	\$5,798,736	\$5,003,080	\$2,678,860	\$32,270,310
<b>Total (Comprehensive Cost)</b>	<b>\$10,394,583</b>	<b>\$11,774,616</b>	<b>\$7,039,776</b>	<b>\$6,238,280</b>	<b>\$4,884,100</b>	<b>\$40,331,355</b>

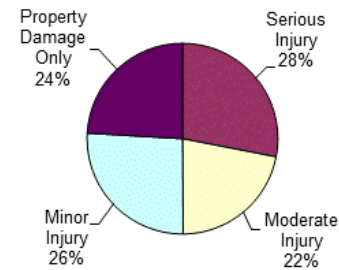
# Mecosta County Medium/Large Truck Crashes

Crash Casualty Severity	Crash Casualties	Crash Costs
Fatal	0	\$0
Serious Injury	1	\$873,140
Moderate Injury	2	\$679,488
Minor Injury	5	\$809,920
Property Damage Only	64	\$748,480
<b>Total</b>	<b>72</b>	<b>\$3,111,028</b>
Average cost of crash casualty		\$43,209

Crash Casualties



Crash Costs



Costs of Medium/Large Truck Crashes in Mecosta County (2021 dollars)						
	Fatal	Serious Injury	Moderate Injury	Minor Injury	Property Damage Only	Total
Medical Care	\$0	\$40,481	\$34,530	\$39,585	\$23,232	\$137,828
Work Loss	\$0	\$125,394	\$106,756	\$114,160	\$186,432	\$532,742
Public Services	\$0	\$321	\$350	\$960	\$3,008	\$4,639
Adjudication	\$0	\$14,511	\$5,668	\$7,510	\$10,176	\$37,865
Insurance Administration	\$0	\$11,399	\$7,300	\$11,150	\$35,072	\$64,921
Congestion & Environmental	\$0	\$1,867	\$3,670	\$9,185	\$118,208	\$132,930
Property Damage & Loss	\$0	\$10,723	\$16,426	\$31,275	\$184,320	\$242,744
<b>Subtotal (Monetary Cost)</b>	<b>\$0</b>	<b>\$204,696</b>	<b>\$174,700</b>	<b>\$213,825</b>	<b>\$560,448</b>	<b>\$1,153,669</b>
Quality of Life	\$0	\$668,444	\$504,788	\$596,095	\$188,032	\$1,957,359
<b>Total (Comprehensive Cost)</b>	<b>\$0</b>	<b>\$873,140</b>	<b>\$679,488</b>	<b>\$809,920</b>	<b>\$748,480</b>	<b>\$3,111,028</b>



# Mecosta County Motorcycle Crashes

Injury Severity	Motorcyclist Crash Victims	Motorcyclist Victim Costs
Fatal	1	\$10,729,068
Serious Injury	3	\$2,914,413
Moderate Injury	6	\$1,597,824
Minor Injury	1	\$233,619
Property Damage Only	3	\$150,786
<b>Total</b>	<b>14</b>	<b>\$15,625,710</b>
Average cost of crash casualty		\$1,116,122

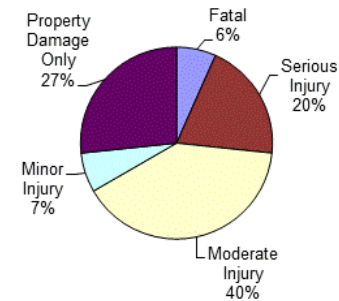
Injury Severity	Non-motorcyclist Crash Victims	Non-motorcyclist Victim Costs
Fatal	0	\$0
Serious Injury	0	\$0
Moderate Injury	0	\$0
Minor Injury	0	\$0
Property Damage Only	1	\$5,937
<b>Total</b>	<b>1</b>	<b>\$5,937</b>
Average cost of crash casualty		\$5,937

Motorcyclist Victim Costs in Motorcycle Crashes in Mecosta County (2021 dollars)						
	Fatal	Serious Injury	Moderate Injury	Minor Injury	Property Damage Only	Total
Medical Care	\$19,680	\$121,446	\$56,934	\$8,310	\$4,662	\$211,032
Work Loss	\$1,477,877	\$219,837	\$115,092	\$16,801	\$9,543	\$1,839,150
Public Services	\$1,090	\$1,017	\$1,158	\$185	\$255	\$3,705
Adjudication	\$129,629	\$45,798	\$23,130	\$3,378	\$1,899	\$203,834
Insurance Administration	\$32,488	\$38,661	\$29,358	\$4,433	\$4,182	\$109,122
Congestion & Environmental	\$7,332	\$4,104	\$7,968	\$1,328	\$3,993	\$24,725
Property Damage & Loss	\$22,303	\$35,844	\$57,168	\$9,268	\$17,073	\$141,656
Subtotal (Monetary Cost)	\$1,690,399	\$466,707	\$290,808	\$43,703	\$41,607	\$2,533,224
Quality of Life	\$9,038,669	\$2,447,706	\$1,307,016	\$189,916	\$109,179	\$13,092,486
<b>Total (Comprehensive Cost)</b>	<b>\$10,729,068</b>	<b>\$2,914,413</b>	<b>\$1,597,824</b>	<b>\$233,619</b>	<b>\$150,786</b>	<b>\$15,625,710</b>

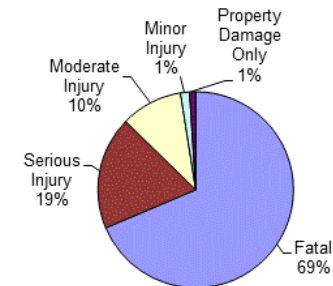
Non-motorcyclist Victim Costs in Motorcycle Crashes in Mecosta County (2021 dollars)						
	Fatal	Serious Injury	Moderate Injury	Minor Injury	Property Damage Only	Total
Medical Care	\$0	\$0	\$0	\$0	\$0	\$0
Work Loss	\$0	\$0	\$0	\$0	\$123	\$123
Public Services	\$0	\$0	\$0	\$0	\$25	\$25
Adjudication	\$0	\$0	\$0	\$0	\$0	\$0
Insurance Administration	\$0	\$0	\$0	\$0	\$434	\$434
Congestion & Environmental	\$0	\$0	\$0	\$0	\$1,787	\$1,787
Property Damage & Loss	\$0	\$0	\$0	\$0	\$3,568	\$3,568
Subtotal (Monetary Cost)	\$0	\$0	\$0	\$0	\$5,937	\$5,937
Quality of Life	\$0	\$0	\$0	\$0	\$0	\$0
<b>Total (Comprehensive Cost)</b>	<b>\$0</b>	<b>\$0</b>	<b>\$0</b>	<b>\$0</b>	<b>\$5,937</b>	<b>\$5,937</b>

Costs of Motorcycle Crashes in Mecosta County (2021 dollars)						
	Fatal	Serious Injury	Moderate Injury	Minor Injury	Property Damage Only	Total
Medical Care	\$19,680	\$121,446	\$56,934	\$8,310	\$4,662	\$211,032
Work Loss	\$1,477,877	\$219,837	\$115,092	\$16,801	\$9,666	\$1,839,273
Public Services	\$1,090	\$1,017	\$1,158	\$185	\$280	\$3,730
Adjudication	\$129,629	\$45,798	\$23,130	\$3,378	\$1,899	\$203,834
Insurance Administration	\$32,488	\$38,661	\$29,358	\$4,433	\$4,616	\$109,556
Congestion & Environmental	\$7,332	\$4,104	\$7,968	\$1,328	\$5,780	\$26,512
Property Damage & Loss	\$22,303	\$35,844	\$57,168	\$9,268	\$20,641	\$145,224
Subtotal (Monetary Cost)	\$1,690,399	\$466,707	\$290,808	\$43,703	\$47,544	\$2,539,161
Quality of Life	\$9,038,669	\$2,447,706	\$1,307,016	\$189,916	\$109,179	\$13,092,486
<b>Total (Comprehensive Cost)</b>	<b>\$10,729,068</b>	<b>\$2,914,413</b>	<b>\$1,597,824</b>	<b>\$233,619</b>	<b>\$156,723</b>	<b>\$15,631,647</b>

Crash Casualties



Crash Costs



# Mecosta County Bicycle Crashes

Injury Severity	Bicyclist Crash Victims	Bicyclist Victim Costs
Fatal	0	\$0
Serious Injury	0	\$0
Moderate Injury	3	\$594,138
Minor Injury	1	\$126,892
Property Damage Only	1	\$13,676
<b>Total</b>	<b>5</b>	<b>\$734,706</b>
Average cost of crash casualty	\$146,941	

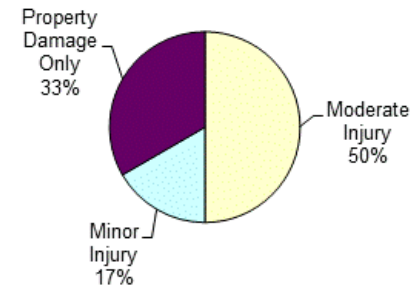
Injury Severity	Non-bicyclist Crash Victims	Non-bicyclist Victim Costs
Fatal	0	\$0
Serious Injury	0	\$0
Moderate Injury	0	\$0
Minor Injury	0	\$0
Property Damage Only	1	\$8,949
<b>Total</b>	<b>1</b>	<b>\$8,949</b>
Average cost of crash casualty	\$8,949	

Bicyclist Victim Costs in Bicycle Crashes in Mecosta County (2021 dollars)						
	Fatal	Serious Injury	Moderate Injury	Minor Injury	Property Damage Only	Total
Medical Care	\$0	\$0	\$20,697	\$4,272	\$464	\$25,433
Work Loss	\$0	\$0	\$42,705	\$8,351	\$829	\$51,885
Public Services	\$0	\$0	\$540	\$155	\$21	\$716
Adjudication	\$0	\$0	\$8,496	\$1,692	\$173	\$10,361
Insurance Administration	\$0	\$0	\$11,772	\$2,437	\$248	\$14,457
Congestion & Environmental	\$0	\$0	\$3,948	\$1,258	\$178	\$5,384
Property Damage & Loss	\$0	\$0	\$744	\$238	\$34	\$1,016
Subtotal (Monetary Cost)	\$0	\$0	\$88,902	\$18,403	\$1,947	\$109,252
Quality of Life	\$0	\$0	\$505,236	\$108,489	\$11,729	\$625,454
<b>Total (Comprehensive Cost)</b>	<b>\$0</b>	<b>\$0</b>	<b>\$594,138</b>	<b>\$126,892</b>	<b>\$13,676</b>	<b>\$734,706</b>

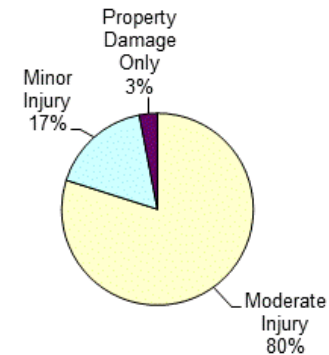
Non-bicyclist Victim Costs in Bicycle Crashes in Mecosta County (2021 dollars)						
	Fatal	Serious Injury	Moderate Injury	Minor Injury	Property Damage Only	Total
Medical Care	\$0	\$0	\$0	\$0	\$184	\$184
Work Loss	\$0	\$0	\$0	\$0	\$405	\$405
Public Services	\$0	\$0	\$0	\$0	\$48	\$48
Adjudication	\$0	\$0	\$0	\$0	\$64	\$64
Insurance Administration	\$0	\$0	\$0	\$0	\$382	\$382
Congestion & Environmental	\$0	\$0	\$0	\$0	\$1,785	\$1,785
Property Damage & Loss	\$0	\$0	\$0	\$0	\$2,467	\$2,467
Subtotal (Monetary Cost)	\$0	\$0	\$0	\$0	\$5,335	\$5,335
Quality of Life	\$0	\$0	\$0	\$0	\$3,614	\$3,614
<b>Total (Comprehensive Cost)</b>	<b>\$0</b>	<b>\$0</b>	<b>\$0</b>	<b>\$0</b>	<b>\$8,949</b>	<b>\$8,949</b>

Costs of Bicycle Crashes in Mecosta County (2021 dollars)						
	Fatal	Serious Injury	Moderate Injury	Minor Injury	Property Damage Only	Total
Medical Care	\$0	\$0	\$20,697	\$4,272	\$648	\$25,617
Work Loss	\$0	\$0	\$42,705	\$8,351	\$1,234	\$52,290
Public Services	\$0	\$0	\$540	\$155	\$69	\$764
Adjudication	\$0	\$0	\$8,496	\$1,692	\$237	\$10,425
Insurance Administration	\$0	\$0	\$11,772	\$2,437	\$630	\$14,839
Congestion & Environmental	\$0	\$0	\$3,948	\$1,258	\$1,963	\$7,169
Property Damage & Loss	\$0	\$0	\$744	\$238	\$2,501	\$3,483
Subtotal (Monetary Cost)	\$0	\$0	\$88,902	\$18,403	\$7,282	\$114,587
Quality of Life	\$0	\$0	\$505,236	\$108,489	\$15,343	\$629,068
<b>Total (Comprehensive Cost)</b>	<b>\$0</b>	<b>\$0</b>	<b>\$594,138</b>	<b>\$126,892</b>	<b>\$22,625</b>	<b>\$743,655</b>

Crash Casualties



Crash Costs



# Mecosta County Pedestrian Crashes

Injury Severity	Pedestrian Crash Victims	Pedestrian Victim Costs
Fatal	0	\$0
Serious Injury	4	\$4,255,196
Moderate Injury	3	\$739,830
Minor Injury	0	\$0
Property Damage Only	1	\$15,928
<b>Total</b>	<b>8</b>	<b>\$5,010,954</b>
Average cost of crash casualty	\$626,369	

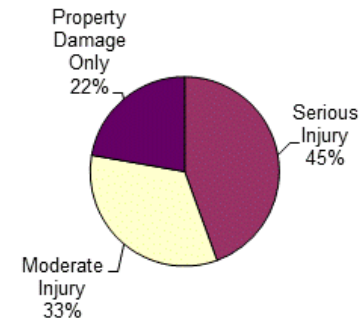
Injury Severity	Non-pedestrian Crash Victims	Non-pedestrian Victim Costs
Fatal	0	\$0
Serious Injury	0	\$0
Moderate Injury	0	\$0
Minor Injury	0	\$0
Property Damage Only	1	\$6,482
<b>Total</b>	<b>1</b>	<b>\$6,482</b>
Average cost of crash casualty	\$6,482	

Pedestrian Victim Costs in Pedestrian Crashes in Mecosta County (2021 dollars)						
	Fatal	Serious Injury	Moderate Injury	Minor Injury	Property Damage Only	Total
Medical Care	\$0	\$193,188	\$27,399	\$0	\$558	\$221,145
Work Loss	\$0	\$311,700	\$46,596	\$0	\$836	\$359,132
Public Services	\$0	\$1,352	\$540	\$0	\$21	\$1,913
Adjudication	\$0	\$67,732	\$9,936	\$0	\$187	\$77,855
Insurance Administration	\$0	\$77,792	\$13,542	\$0	\$261	\$91,595
Congestion & Environmental	\$0	\$5,504	\$3,948	\$0	\$178	\$9,630
Subtotal (Monetary Cost)	\$0	\$657,268	\$101,961	\$0	\$2,041	\$761,270
Quality of Life	\$0	\$3,597,928	\$637,869	\$0	\$13,887	\$4,249,684
<b>Total (Comprehensive Cost)</b>	<b>\$0</b>	<b>\$4,255,196</b>	<b>\$739,830</b>	<b>\$0</b>	<b>\$15,928</b>	<b>\$5,010,954</b>

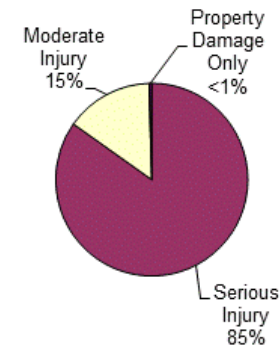
Non-pedestrian Victim in Pedestrian Crashes in Mecosta County (2021 dollars)						
	Fatal	Serious Injury	Moderate Injury	Minor Injury	Property Damage Only	Total
Medical Care	\$0	\$0	\$0	\$0	\$184	\$184
Work Loss	\$0	\$0	\$0	\$0	\$405	\$405
Public Services	\$0	\$0	\$0	\$0	\$48	\$48
Adjudication	\$0	\$0	\$0	\$0	\$64	\$64
Insurance Administration	\$0	\$0	\$0	\$0	\$382	\$382
Congestion & Environmental	\$0	\$0	\$0	\$0	\$1,785	\$1,785
Subtotal (Monetary Cost)	\$0	\$0	\$0	\$0	\$2,868	\$2,868
Quality of Life	\$0	\$0	\$0	\$0	\$3,614	\$3,614
<b>Total (Comprehensive Cost)</b>	<b>\$0</b>	<b>\$0</b>	<b>\$0</b>	<b>\$0</b>	<b>\$6,482</b>	<b>\$6,482</b>

Costs of Pedestrian Crashes in Mecosta County (2021 dollars)						
	Fatal	Serious Injury	Moderate Injury	Minor Injury	Property Damage Only	Total
Medical Care	\$0	\$193,188	\$27,399	\$0	\$742	\$221,329
Work Loss	\$0	\$311,700	\$46,596	\$0	\$1,241	\$359,537
Public Services	\$0	\$1,352	\$540	\$0	\$69	\$1,961
Adjudication	\$0	\$67,732	\$9,936	\$0	\$251	\$77,919
Insurance Administration	\$0	\$77,792	\$13,542	\$0	\$643	\$91,977
Congestion & Environmental	\$0	\$5,504	\$3,948	\$0	\$1,963	\$11,415
Subtotal (Monetary Cost)	\$0	\$657,268	\$101,961	\$0	\$4,909	\$764,138
Quality of Life	\$0	\$3,597,928	\$637,869	\$0	\$17,501	\$4,253,298
<b>Total (Comprehensive Cost)</b>	<b>\$0</b>	<b>\$4,255,196</b>	<b>\$739,830</b>	<b>\$0</b>	<b>\$22,410</b>	<b>\$5,017,436</b>

Crash Casualties



Crash Costs



# Menominee County Traffic Crashes and Crime

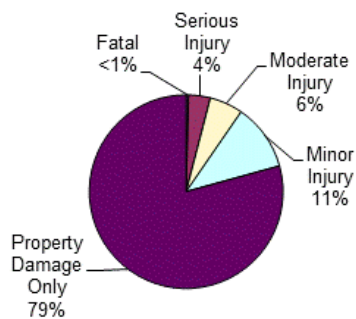
Crash Casualty Severity	Crash Casualties	Crash Costs
Fatal	2	\$20,789,166
Serious Injury	19	\$17,779,136
Moderate Injury	29	\$5,638,557
Minor Injury	58	\$5,840,020
Property Damage Only	413	\$3,695,937
<b>Total</b>	<b>521</b>	<b>\$53,742,816</b>
Average cost of crash casualty		\$103,153

Index Crime Category	Number of Crimes	Crime Costs
Murder	0	\$0
Rape	18	\$10,179,054
Aggravated Assault	31	\$1,442,988
Robbery	0	\$0
Larceny	142	\$607,902
Burglary	32	\$136,352
Motor Vehicle Theft	19	\$195,719
<b>Total</b>	<b>242</b>	<b>\$12,562,015</b>
Average cost of index crime		\$51,909

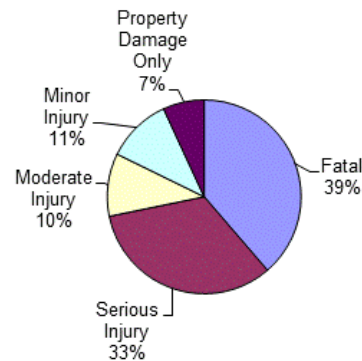
Costs of Crashes in Menominee County (2021 dollars)						
	Fatal	Serious Injury	Moderate Injury	Minor Injury	Property Damage Only	Total
Medical Care	\$33,920	\$761,501	\$204,189	\$209,148	\$75,992	\$1,284,750
Work Loss	\$2,614,102	\$1,310,620	\$381,640	\$376,362	\$167,265	\$4,849,989
Public Services	\$2,180	\$6,327	\$4,872	\$6,960	\$19,824	\$40,163
Adjudication & Sanctioning	\$259,258	\$277,476	\$78,474	\$78,068	\$26,432	\$719,708
Insurance Administration	\$68,574	\$236,911	\$112,143	\$132,066	\$157,766	\$707,460
Congestion & Environmental	\$14,664	\$34,295	\$51,446	\$103,008	\$737,205	\$940,618
Property Damage & Loss	\$31,216	\$236,208	\$269,758	\$404,318	\$1,018,871	\$1,960,371
<b>Subtotal (Monetary Cost)</b>	<b>\$3,023,914</b>	<b>\$2,863,338</b>	<b>\$1,102,522</b>	<b>\$1,309,930</b>	<b>\$2,203,355</b>	<b>\$10,503,059</b>
Quality of Life	\$17,765,252	\$14,915,798	\$4,536,035	\$4,530,090	\$1,492,582	\$43,239,757
<b>Total (Comprehensive Cost)</b>	<b>\$20,789,166</b>	<b>\$17,779,136</b>	<b>\$5,638,557</b>	<b>\$5,840,020</b>	<b>\$3,695,937</b>	<b>\$53,742,816</b>

Costs of Index Crimes in Menominee County (2021 dollars)								
	Murder	Rape	Aggravated Assault	Robbery	Larceny	Burglary	Motor Vehicle Theft	Total
Medical Care	\$0	\$60,732	\$65,565	\$0	\$0	\$0	\$0	\$126,297
Mental Health	\$0	\$118,530	\$12,648	\$0	\$0	\$0	\$0	\$131,178
Work Loss	\$0	\$128,286	\$70,556	\$0	\$4,402	\$1,248	\$2,223	\$206,715
Public Services	\$0	\$13,698	\$75,609	\$0	\$74,834	\$11,584	\$8,645	\$184,370
Adjudication & Sanctioning	\$0	\$814,284	\$185,845	\$0	\$368,490	\$24,672	\$37,810	\$1,431,101
Property Damage & Loss	\$0	\$3,402	\$2,604	\$0	\$160,176	\$98,848	\$147,041	\$412,071
<b>Subtotal (Monetary Cost)</b>	<b>\$0</b>	<b>\$1,138,932</b>	<b>\$412,827</b>	<b>\$0</b>	<b>\$607,902</b>	<b>\$136,352</b>	<b>\$195,719</b>	<b>\$2,491,732</b>
Quality of Life	\$0	\$9,040,122	\$1,030,161	\$0	\$0	\$0	\$0	\$10,070,283
<b>Total (Comprehensive Costs)</b>	<b>\$0</b>	<b>\$10,179,054</b>	<b>\$1,442,988</b>	<b>\$0</b>	<b>\$607,902</b>	<b>\$136,352</b>	<b>\$195,719</b>	<b>\$12,562,015</b>

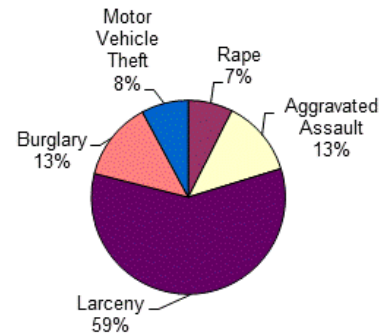
Crash Casualties



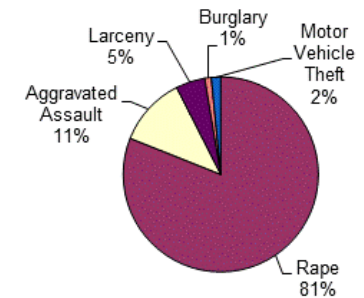
Crash Costs



Index Crimes



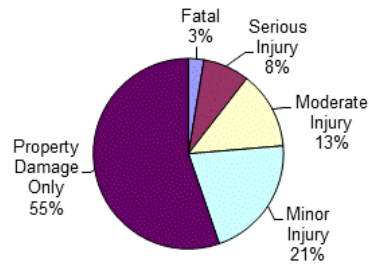
Index Crime Costs



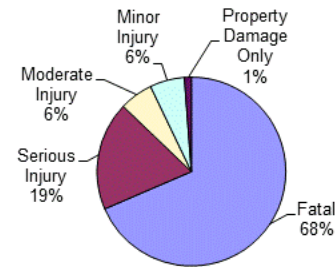
# Menominee County Alcohol-Involved Crashes

Crash Casualty Severity	Crash Casualties	Crash Costs
Fatal	1	\$11,509,950
Serious Injury	3	\$3,125,622
Moderate Injury	5	\$962,374
Minor Injury	8	\$998,169
Property Damage Only	21	\$198,954
<b>Total</b>	<b>38</b>	<b>\$16,795,069</b>
Average cost of crash casualty		\$441,976

Crash Casualties



Crash Costs

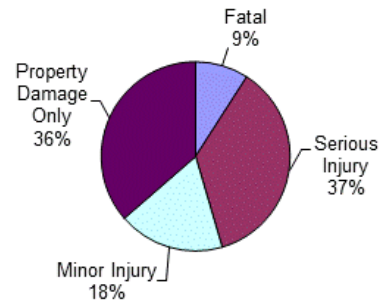


Costs of Alcohol-Involved Crashes in Menominee County (2021 dollars)						
	Fatal	Serious Injury	Moderate Injury	Minor Injury	Property Damage Only	Total
Medical Care	\$16,960	\$133,932	\$32,730	\$34,528	\$4,410	\$222,560
Work Loss	\$1,564,761	\$224,997	\$61,695	\$61,176	\$9,177	\$1,921,806
Public Services	\$1,090	\$1,029	\$830	\$1,032	\$1,029	\$5,010
Adjudication & Sanctioning	\$129,629	\$49,800	\$13,745	\$13,640	\$1,722	\$208,536
Insurance Administration	\$34,287	\$41,163	\$21,730	\$23,856	\$9,135	\$130,171
Congestion & Environmental	\$7,332	\$5,421	\$14,184	\$37,233	\$37,485	\$101,655
Property Damage & Loss	\$15,608	\$37,800	\$47,030	\$62,352	\$53,550	\$216,340
<b>Subtotal (Monetary Cost)</b>	<b>\$1,769,667</b>	<b>\$494,142</b>	<b>\$191,944</b>	<b>\$233,817</b>	<b>\$116,508</b>	<b>\$2,806,078</b>
Quality of Life	\$9,740,283	\$2,631,480	\$770,430	\$764,352	\$82,446	\$13,988,991
<b>Total (Comprehensive Cost)</b>	<b>\$11,509,950</b>	<b>\$3,125,622</b>	<b>\$962,374</b>	<b>\$998,169</b>	<b>\$198,954</b>	<b>\$16,795,069</b>

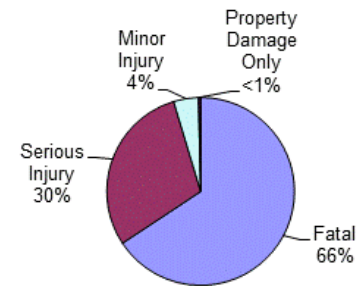
# Menominee County Drug-Involved Crashes

Crash Casualty Severity	Crash Casualties	Crash Costs
Fatal	1	\$11,509,950
Serious Injury	4	\$5,191,288
Moderate Injury	0	\$0
Minor Injury	2	\$750,474
Property Damage Only	4	\$63,508
<b>Total</b>	<b>11</b>	<b>\$17,515,220</b>
Average cost of crash casualty	\$1,592,293	

Crash Casualties



Crash Costs

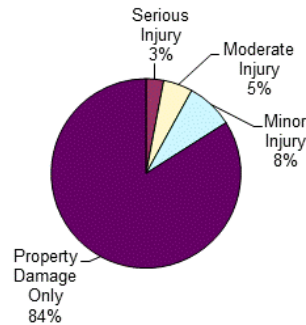


Costs of Drug-Involved Crashes in Menominee County (2021 dollars)						
	Fatal	Serious Injury	Moderate Injury	Minor Injury	Property Damage Only	Total
Medical Care	\$16,960	\$217,064	\$0	\$27,318	\$1,668	\$263,010
Work Loss	\$1,564,761	\$369,836	\$0	\$51,256	\$3,448	\$1,989,301
Public Services	\$1,090	\$1,552	\$0	\$388	\$212	\$3,242
Adjudication & Sanctioning	\$129,629	\$80,916	\$0	\$11,078	\$704	\$222,327
Insurance Administration	\$34,287	\$67,768	\$0	\$12,974	\$2,252	\$117,281
Congestion & Environmental	\$7,332	\$7,264	\$0	\$3,570	\$7,140	\$25,306
Property Damage & Loss	\$15,608	\$54,432	\$0	\$18,404	\$10,868	\$99,312
<b>Subtotal (Monetary Cost)</b>	<b>\$1,769,667</b>	<b>\$798,832</b>	<b>\$0</b>	<b>\$124,988</b>	<b>\$26,292</b>	<b>\$2,719,779</b>
Quality of Life	\$9,740,283	\$4,392,456	\$0	\$625,486	\$37,216	\$14,795,441
<b>Total (Comprehensive Cost)</b>	<b>\$11,509,950</b>	<b>\$5,191,288</b>	<b>\$0</b>	<b>\$750,474</b>	<b>\$63,508</b>	<b>\$17,515,220</b>

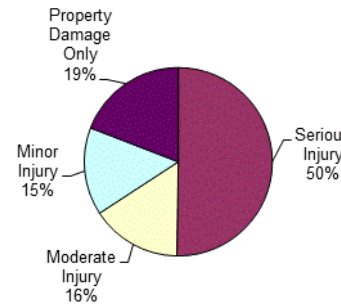
# Menominee County Young Driver Crashes (<21)

Crash Casualty Severity	Crash Casualties	Crash Costs
Fatal	0	\$0
Serious Injury	3	\$2,253,681
Moderate Injury	5	\$697,905
Minor Injury	8	\$674,992
Property Damage Only	84	\$858,396
<b>Total</b>	<b>100</b>	<b>\$4,484,974</b>
Average cost of crash casualty		\$44,850

Crash Casualties



Crash Costs

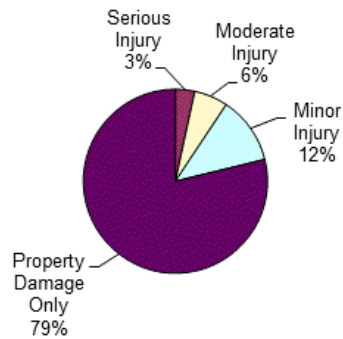


Costs of Young Driver Crashes in Menominee County (2021 dollars)						
	Fatal	Serious Injury	Moderate Injury	Minor Injury	Property Damage Only	Total
Medical Care	\$0	\$95,088	\$24,040	\$25,064	\$19,656	\$163,848
Work Loss	\$0	\$162,021	\$46,170	\$44,248	\$39,816	\$292,255
Public Services	\$0	\$888	\$795	\$968	\$4,284	\$6,935
Adjudication	\$0	\$34,437	\$9,415	\$9,248	\$6,720	\$59,820
Insurance Administration	\$0	\$30,924	\$15,910	\$16,728	\$36,036	\$99,598
Congestion & Environmental	\$0	\$5,397	\$8,865	\$14,184	\$149,940	\$178,386
Property Damage & Loss	\$0	\$35,013	\$45,385	\$57,968	\$223,944	\$362,310
<b>Subtotal (Monetary Cost)</b>	<b>\$0</b>	<b>\$363,768</b>	<b>\$150,580</b>	<b>\$168,408</b>	<b>\$480,396</b>	<b>\$1,163,152</b>
Quality of Life	\$0	\$1,889,913	\$547,325	\$506,584	\$378,000	\$3,321,822
<b>Total (Comprehensive Cost)</b>	<b>\$0</b>	<b>\$2,253,681</b>	<b>\$697,905</b>	<b>\$674,992</b>	<b>\$858,396</b>	<b>\$4,484,974</b>

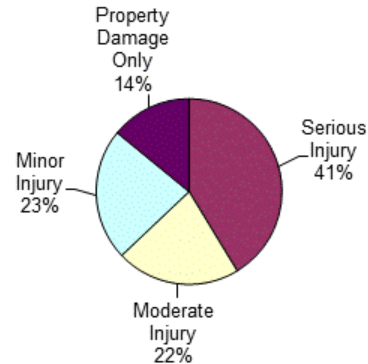
# Menominee County Older Driver Crashes (65+)

Crash Casualty Severity	Crash Casualties	Crash Costs
Fatal	0	\$0
Serious Injury	4	\$3,924,872
Moderate Injury	7	\$2,053,268
Minor Injury	14	\$2,183,398
Property Damage Only	93	\$1,335,945
<b>Total</b>	<b>118</b>	<b>\$9,497,483</b>
Average cost of crash casualty		\$80,487

Crash Casualties



Crash Costs



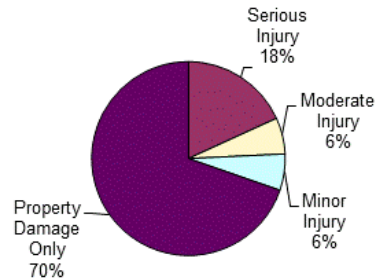
Costs of Older Driver Crashes in Menominee County (2021 dollars)						
	Fatal	Serious Injury	Moderate Injury	Minor Injury	Property Damage Only	Total
Medical Care	\$0	\$164,280	\$74,172	\$78,554	\$36,363	\$353,369
Work Loss	\$0	\$284,436	\$141,232	\$146,412	\$68,355	\$640,435
Public Services	\$0	\$1,356	\$1,330	\$1,946	\$5,022	\$9,654
Adjudication	\$0	\$60,064	\$28,840	\$30,058	\$12,648	\$131,610
Insurance Administration	\$0	\$53,120	\$36,435	\$43,456	\$47,802	\$180,813
Congestion & Environmental	\$0	\$7,220	\$12,460	\$24,878	\$165,912	\$210,470
Property Damage & Loss	\$0	\$52,060	\$67,501	\$107,016	\$267,096	\$493,673
<b>Subtotal (Monetary Cost)</b>	<b>\$0</b>	<b>\$622,536</b>	<b>\$361,970</b>	<b>\$432,320</b>	<b>\$603,198</b>	<b>\$2,020,024</b>
Quality of Life	\$0	\$3,302,336	\$1,691,298	\$1,751,078	\$732,747	\$7,477,459
<b>Total (Comprehensive Cost)</b>	<b>\$0</b>	<b>\$3,924,872</b>	<b>\$2,053,268</b>	<b>\$2,183,398</b>	<b>\$1,335,945</b>	<b>\$9,497,483</b>



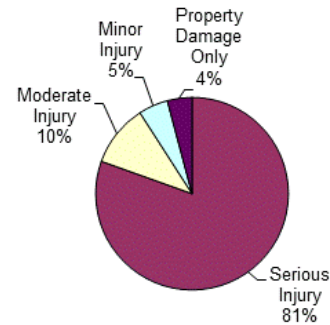
# Menominee County Medium/Large Truck Crashes

Crash Casualty Severity	Crash Casualties	Crash Costs
Fatal	0	\$0
Serious Injury	6	\$5,238,840
Moderate Injury	2	\$679,488
Minor Injury	2	\$323,968
Property Damage Only	23	\$268,985
<b>Total</b>	<b>33</b>	<b>\$6,511,281</b>
Average cost of crash casualty		\$197,312

Crash Casualties



Crash Costs



Costs of Medium/Large Truck Crashes in Menominee County (2021 dollars)						
	Fatal	Serious Injury	Moderate Injury	Minor Injury	Property Damage Only	Total
Medical Care	\$0	\$242,886	\$34,530	\$15,834	\$8,349	\$301,599
Work Loss	\$0	\$752,364	\$106,756	\$45,664	\$66,999	\$971,783
Public Services	\$0	\$1,926	\$350	\$384	\$1,081	\$3,741
Adjudication	\$0	\$87,066	\$5,668	\$3,004	\$3,657	\$99,395
Insurance Administration	\$0	\$68,394	\$7,300	\$4,460	\$12,604	\$92,758
Congestion & Environmental	\$0	\$11,202	\$3,670	\$3,674	\$42,481	\$61,027
Property Damage & Loss	\$0	\$64,338	\$16,426	\$12,510	\$66,240	\$159,514
<b>Subtotal (Monetary Cost)</b>	<b>\$0</b>	<b>\$1,228,176</b>	<b>\$174,700</b>	<b>\$85,530</b>	<b>\$201,411</b>	<b>\$1,689,817</b>
Quality of Life	\$0	\$4,010,664	\$504,788	\$238,438	\$67,574	\$4,821,464
<b>Total (Comprehensive Cost)</b>	<b>\$0</b>	<b>\$5,238,840</b>	<b>\$679,488</b>	<b>\$323,968</b>	<b>\$268,985</b>	<b>\$6,511,281</b>

# Menominee County Motorcycle Crashes

Injury Severity	Motorcyclist Crash Victims	Motorcyclist Victim Costs
Fatal	0	\$0
Serious Injury	2	\$1,942,942
Moderate Injury	0	\$0
Minor Injury	1	\$233,619
Property Damage Only	2	\$100,524
<b>Total</b>	<b>5</b>	<b>\$2,277,085</b>
Average cost of crash casualty		\$455,417

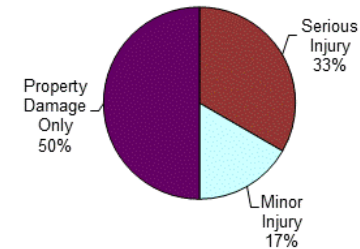
Injury Severity	Non-motorcyclist Crash Victims	Non-motorcyclist Victim Costs
Fatal	0	\$0
Serious Injury	0	\$0
Moderate Injury	0	\$0
Minor Injury	0	\$0
Property Damage Only	1	\$5,937
<b>Total</b>	<b>1</b>	<b>\$5,937</b>
Average cost of crash casualty		\$5,937

Motorcyclist Victim Costs in Motorcycle Crashes in Menominee County (2021 dollars)						
	Fatal	Serious Injury	Moderate Injury	Minor Injury	Property Damage Only	Total
Medical Care	\$0	\$80,964	\$0	\$8,310	\$3,108	\$92,382
Work Loss	\$0	\$146,558	\$0	\$16,801	\$6,362	\$169,721
Public Services	\$0	\$678	\$0	\$185	\$170	\$1,033
Adjudication	\$0	\$30,532	\$0	\$3,378	\$1,266	\$35,176
Insurance Administration	\$0	\$25,774	\$0	\$4,433	\$2,788	\$32,995
Congestion & Environmental	\$0	\$2,736	\$0	\$1,328	\$2,662	\$6,726
Property Damage & Loss	\$0	\$23,896	\$0	\$9,268	\$11,382	\$44,546
Subtotal (Monetary Cost)	\$0	\$311,138	\$0	\$43,703	\$27,738	\$382,579
Quality of Life	\$0	\$1,631,804	\$0	\$189,916	\$72,786	\$1,894,506
<b>Total (Comprehensive Cost)</b>	<b>\$0</b>	<b>\$1,942,942</b>	<b>\$0</b>	<b>\$233,619</b>	<b>\$100,524</b>	<b>\$2,277,085</b>

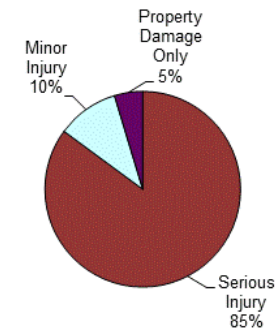
Non-motorcyclist Victim Costs in Motorcycle Crashes in Menominee County (2021 dollars)						
	Fatal	Serious Injury	Moderate Injury	Minor Injury	Property Damage Only	Total
Medical Care	\$0	\$0	\$0	\$0	\$0	\$0
Work Loss	\$0	\$0	\$0	\$0	\$123	\$123
Public Services	\$0	\$0	\$0	\$0	\$25	\$25
Adjudication	\$0	\$0	\$0	\$0	\$0	\$0
Insurance Administration	\$0	\$0	\$0	\$0	\$434	\$434
Congestion & Environmental	\$0	\$0	\$0	\$0	\$1,787	\$1,787
Property Damage & Loss	\$0	\$0	\$0	\$0	\$3,568	\$3,568
Subtotal (Monetary Cost)	\$0	\$0	\$0	\$0	\$5,937	\$5,937
Quality of Life	\$0	\$0	\$0	\$0	\$0	\$0
<b>Total (Comprehensive Cost)</b>	<b>\$0</b>	<b>\$0</b>	<b>\$0</b>	<b>\$0</b>	<b>\$5,937</b>	<b>\$5,937</b>

Costs of Motorcycle Crashes in Menominee County (2021 dollars)						
	Fatal	Serious Injury	Moderate Injury	Minor Injury	Property Damage Only	Total
Medical Care	\$0	\$80,964	\$0	\$8,310	\$3,108	\$92,382
Work Loss	\$0	\$146,558	\$0	\$16,801	\$6,485	\$169,844
Public Services	\$0	\$678	\$0	\$185	\$195	\$1,058
Adjudication	\$0	\$30,532	\$0	\$3,378	\$1,266	\$35,176
Insurance Administration	\$0	\$25,774	\$0	\$4,433	\$3,222	\$33,429
Congestion & Environmental	\$0	\$2,736	\$0	\$1,328	\$4,449	\$8,513
Property Damage & Loss	\$0	\$23,896	\$0	\$9,268	\$14,950	\$48,114
Subtotal (Monetary Cost)	\$0	\$311,138	\$0	\$43,703	\$33,675	\$388,516
Quality of Life	\$0	\$1,631,804	\$0	\$189,916	\$72,786	\$1,894,506
<b>Total (Comprehensive Cost)</b>	<b>\$0</b>	<b>\$1,942,942</b>	<b>\$0</b>	<b>\$233,619</b>	<b>\$106,461</b>	<b>\$2,283,022</b>

Crash Casualties



Crash Costs



# Menominee County Bicycle Crashes

Injury Severity	Bicyclist Crash Victims	Bicyclist Victim Costs
Fatal	0	\$0
Serious Injury	0	\$0
Moderate Injury	1	\$198,046
Minor Injury	1	\$126,892
Property Damage Only	0	\$0
<b>Total</b>	<b>2</b>	<b>\$324,938</b>
Average cost of crash casualty	\$162,469	

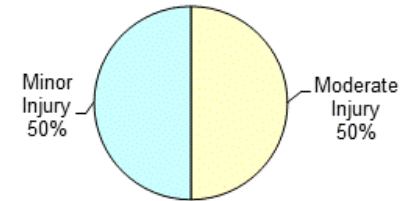
Injury Severity	Non-bicyclist Crash Victims	Non-bicyclist Victim Costs
Fatal	0	\$0
Serious Injury	0	\$0
Moderate Injury	0	\$0
Minor Injury	0	\$0
Property Damage Only	0	\$0
<b>Total</b>	<b>0</b>	<b>\$0</b>
Average cost of crash casualty	\$0	

Bicyclist Victim Costs in Bicycle Crashes in Menominee County (2021 dollars)						
	Fatal	Serious Injury	Moderate Injury	Minor Injury	Property Damage Only	Total
Medical Care	\$0	\$0	\$6,899	\$4,272	\$0	\$11,171
Work Loss	\$0	\$0	\$14,235	\$8,351	\$0	\$22,586
Public Services	\$0	\$0	\$180	\$155	\$0	\$335
Adjudication	\$0	\$0	\$2,832	\$1,692	\$0	\$4,524
Insurance Administration	\$0	\$0	\$3,924	\$2,437	\$0	\$6,361
Congestion & Environmental	\$0	\$0	\$1,316	\$1,258	\$0	\$2,574
Property Damage & Loss	\$0	\$0	\$248	\$238	\$0	\$486
Subtotal (Monetary Cost)	\$0	\$0	\$29,634	\$18,403	\$0	\$48,037
Quality of Life	\$0	\$0	\$168,412	\$108,489	\$0	\$276,901
<b>Total (Comprehensive Cost)</b>	<b>\$0</b>	<b>\$0</b>	<b>\$198,046</b>	<b>\$126,892</b>	<b>\$0</b>	<b>\$324,938</b>

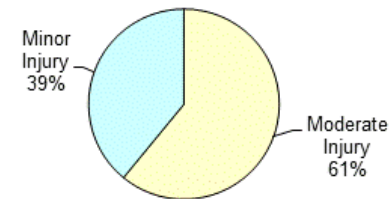
Non-bicyclist Victim Costs in Bicycle Crashes in Menominee County (2021 dollars)						
	Fatal	Serious Injury	Moderate Injury	Minor Injury	Property Damage Only	Total
Medical Care	\$0	\$0	\$0	\$0	\$0	\$0
Work Loss	\$0	\$0	\$0	\$0	\$0	\$0
Public Services	\$0	\$0	\$0	\$0	\$0	\$0
Adjudication	\$0	\$0	\$0	\$0	\$0	\$0
Insurance Administration	\$0	\$0	\$0	\$0	\$0	\$0
Congestion & Environmental	\$0	\$0	\$0	\$0	\$0	\$0
Property Damage & Loss	\$0	\$0	\$0	\$0	\$0	\$0
Subtotal (Monetary Cost)	\$0	\$0	\$0	\$0	\$0	\$0
Quality of Life	\$0	\$0	\$0	\$0	\$0	\$0
<b>Total (Comprehensive Cost)</b>	<b>\$0</b>	<b>\$0</b>	<b>\$0</b>	<b>\$0</b>	<b>\$0</b>	<b>\$0</b>

Costs of Bicycle Crashes in Menominee County (2021 dollars)						
	Fatal	Serious Injury	Moderate Injury	Minor Injury	Property Damage Only	Total
Medical Care	\$0	\$0	\$6,899	\$4,272	\$0	\$11,171
Work Loss	\$0	\$0	\$14,235	\$8,351	\$0	\$22,586
Public Services	\$0	\$0	\$180	\$155	\$0	\$335
Adjudication	\$0	\$0	\$2,832	\$1,692	\$0	\$4,524
Insurance Administration	\$0	\$0	\$3,924	\$2,437	\$0	\$6,361
Congestion & Environmental	\$0	\$0	\$1,316	\$1,258	\$0	\$2,574
Property Damage & Loss	\$0	\$0	\$248	\$238	\$0	\$486
Subtotal (Monetary Cost)	\$0	\$0	\$29,634	\$18,403	\$0	\$48,037
Quality of Life	\$0	\$0	\$168,412	\$108,489	\$0	\$276,901
<b>Total (Comprehensive Cost)</b>	<b>\$0</b>	<b>\$0</b>	<b>\$198,046</b>	<b>\$126,892</b>	<b>\$0</b>	<b>\$324,938</b>

Crash Casualties



Crash Costs



# Menominee County Pedestrian Crashes

Injury Severity	Pedestrian Crash Victims	Pedestrian Victim Costs
Fatal	0	\$0
Serious Injury	2	\$2,127,598
Moderate Injury	1	\$246,610
Minor Injury	0	\$0
Property Damage Only	0	\$0
<b>Total</b>	<b>3</b>	<b>\$2,374,208</b>
Average cost of crash casualty	\$791,403	

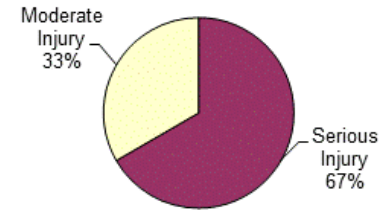
Injury Severity	Non-pedestrian Crash Victims	Non-pedestrian Victim Costs
Fatal	0	\$0
Serious Injury	0	\$0
Moderate Injury	0	\$0
Minor Injury	0	\$0
Property Damage Only	0	\$0
<b>Total</b>	<b>0</b>	<b>\$0</b>
Average cost of crash casualty	\$0	

	Fatal	Serious Injury	Moderate Injury	Minor Injury	Property Damage Only	Total
Medical Care	\$0	\$96,594	\$9,133	\$0	\$0	\$105,727
Work Loss	\$0	\$155,850	\$15,532	\$0	\$0	\$171,382
Public Services	\$0	\$676	\$180	\$0	\$0	\$856
Adjudication	\$0	\$33,866	\$3,312	\$0	\$0	\$37,178
Insurance Administration	\$0	\$38,896	\$4,514	\$0	\$0	\$43,410
Congestion & Environmental	\$0	\$2,752	\$1,316	\$0	\$0	\$4,068
Subtotal (Monetary Cost)	\$0	\$328,634	\$33,987	\$0	\$0	\$362,621
Quality of Life	\$0	\$1,798,964	\$212,623	\$0	\$0	\$2,011,587
<b>Total (Comprehensive Cost)</b>	<b>\$0</b>	<b>\$2,127,598</b>	<b>\$246,610</b>	<b>\$0</b>	<b>\$0</b>	<b>\$2,374,208</b>

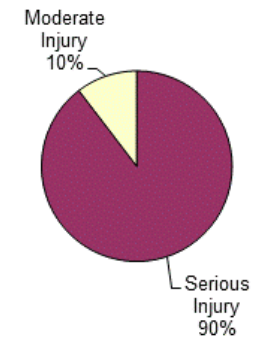
	Fatal	Serious Injury	Moderate Injury	Minor Injury	Property Damage Only	Total
Medical Care	\$0	\$0	\$0	\$0	\$0	\$0
Work Loss	\$0	\$0	\$0	\$0	\$0	\$0
Public Services	\$0	\$0	\$0	\$0	\$0	\$0
Adjudication	\$0	\$0	\$0	\$0	\$0	\$0
Insurance Administration	\$0	\$0	\$0	\$0	\$0	\$0
Congestion & Environmental	\$0	\$0	\$0	\$0	\$0	\$0
Subtotal (Monetary Cost)	\$0	\$0	\$0	\$0	\$0	\$0
Quality of Life	\$0	\$0	\$0	\$0	\$0	\$0
<b>Total (Comprehensive Cost)</b>	<b>\$0</b>	<b>\$0</b>	<b>\$0</b>	<b>\$0</b>	<b>\$0</b>	<b>\$0</b>

	Fatal	Serious Injury	Moderate Injury	Minor Injury	Property Damage Only	Total
Medical Care	\$0	\$96,594	\$9,133	\$0	\$0	\$105,727
Work Loss	\$0	\$155,850	\$15,532	\$0	\$0	\$171,382
Public Services	\$0	\$676	\$180	\$0	\$0	\$856
Adjudication	\$0	\$33,866	\$3,312	\$0	\$0	\$37,178
Insurance Administration	\$0	\$38,896	\$4,514	\$0	\$0	\$43,410
Congestion & Environmental	\$0	\$2,752	\$1,316	\$0	\$0	\$4,068
Subtotal (Monetary Cost)	\$0	\$328,634	\$33,987	\$0	\$0	\$362,621
Quality of Life	\$0	\$1,798,964	\$212,623	\$0	\$0	\$2,011,587
<b>Total (Comprehensive Cost)</b>	<b>\$0</b>	<b>\$2,127,598</b>	<b>\$246,610</b>	<b>\$0</b>	<b>\$0</b>	<b>\$2,374,208</b>

Crash Casualties



Crash Costs



# Midland County Traffic Crashes and Crime

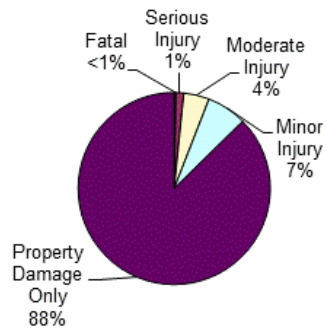
Crash Casualty Severity	Crash Casualties	Crash Costs
Fatal	10	\$103,945,830
Serious Injury	46	\$43,044,224
Moderate Injury	150	\$29,164,950
Minor Injury	235	\$23,662,150
Property Damage Only	3,044	\$27,240,756
<b>Total</b>	<b>3,485</b>	<b>\$227,057,910</b>
Average cost of crash casualty		\$65,153

Index Crime Category	Number of Crimes	Crime Costs
Murder	0	\$0
Rape	54	\$30,537,162
Aggravated Assault	69	\$3,211,812
Robbery	1	\$46,482
Larceny	505	\$2,161,905
Burglary	80	\$340,880
Motor Vehicle Theft	44	\$453,244
<b>Total</b>	<b>753</b>	<b>\$36,751,485</b>
Average cost of index crime		\$48,807

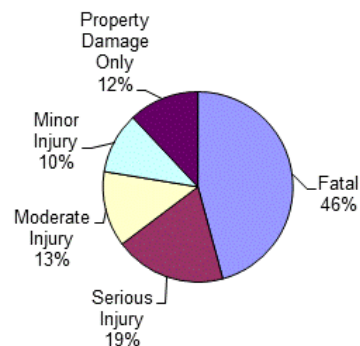
Costs of Crashes in Midland County (2021 dollars)						
	Fatal	Serious Injury	Moderate Injury	Minor Injury	Property Damage Only	Total
Medical Care	\$169,600	\$1,843,634	\$1,056,150	\$847,410	\$560,096	\$4,476,890
Work Loss	\$13,070,510	\$3,173,080	\$1,974,000	\$1,524,915	\$1,232,820	\$20,975,325
Public Services	\$10,900	\$15,318	\$25,200	\$28,200	\$146,112	\$225,730
Adjudication & Sanctioning	\$1,296,290	\$671,784	\$405,900	\$316,310	\$194,816	\$2,885,100
Insurance Administration	\$342,870	\$573,574	\$580,050	\$535,095	\$1,162,808	\$3,194,397
Congestion & Environmental	\$73,320	\$83,030	\$266,100	\$417,360	\$5,433,540	\$6,273,350
Property Damage & Loss	\$156,080	\$571,872	\$1,395,300	\$1,638,185	\$7,509,548	\$11,270,985
<b>Subtotal (Monetary Cost)</b>	<b>\$15,119,570</b>	<b>\$6,932,292</b>	<b>\$5,702,700</b>	<b>\$5,307,475</b>	<b>\$16,239,740</b>	<b>\$49,301,777</b>
Quality of Life	\$88,826,260	\$36,111,932	\$23,462,250	\$18,354,675	\$11,001,016	\$177,756,133
<b>Total (Comprehensive Cost)</b>	<b>\$103,945,830</b>	<b>\$43,044,224</b>	<b>\$29,164,950</b>	<b>\$23,662,150</b>	<b>\$27,240,756</b>	<b>\$227,057,910</b>

Costs of Index Crimes in Midland County (2021 dollars)								
	Murder	Rape	Aggravated Assault	Robbery	Larceny	Burglary	Motor Vehicle Theft	Total
Medical Care	\$0	\$182,196	\$145,935	\$1,983	\$0	\$0	\$0	\$330,114
Mental Health	\$0	\$355,590	\$28,152	\$199	\$0	\$0	\$0	\$383,941
Work Loss	\$0	\$384,858	\$157,044	\$4,606	\$15,655	\$3,120	\$5,148	\$570,431
Public Services	\$0	\$41,094	\$168,291	\$792	\$266,135	\$28,960	\$20,020	\$525,292
Adjudication & Sanctioning	\$0	\$2,442,852	\$413,655	\$14,497	\$1,310,475	\$61,680	\$87,560	\$4,330,719
Property Damage & Loss	\$0	\$10,206	\$5,796	\$1,377	\$569,640	\$247,120	\$340,516	\$1,174,655
<b>Subtotal (Monetary Cost)</b>	<b>\$0</b>	<b>\$3,416,796</b>	<b>\$918,873</b>	<b>\$23,454</b>	<b>\$2,161,905</b>	<b>\$340,880</b>	<b>\$453,244</b>	<b>\$7,315,152</b>
Quality of Life	\$0	\$27,120,366	\$2,292,939	\$23,028	\$0	\$0	\$0	\$29,436,333
<b>Total (Comprehensive Costs)</b>	<b>\$0</b>	<b>\$30,537,162</b>	<b>\$3,211,812</b>	<b>\$46,482</b>	<b>\$2,161,905</b>	<b>\$340,880</b>	<b>\$453,244</b>	<b>\$36,751,485</b>

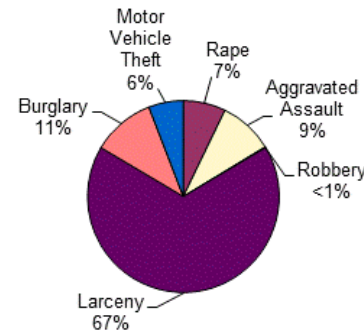
Crash Casualties



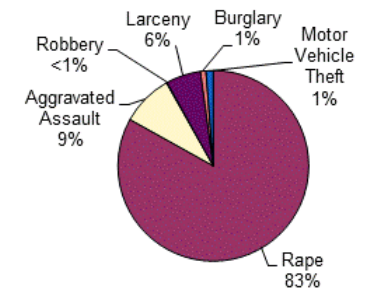
Crash Costs



Index Crimes



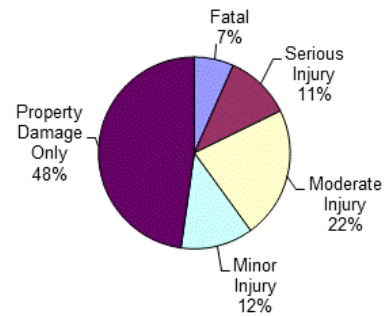
Index Crime Costs



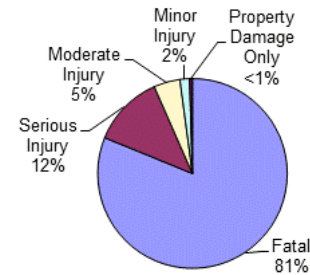
# Midland County Alcohol-Involved Crashes

Crash Casualty Severity	Crash Casualties	Crash Costs
Fatal	6	\$69,059,700
Serious Injury	10	\$10,418,740
Moderate Injury	20	\$3,812,263
Minor Injury	11	\$1,397,526
Property Damage Only	43	\$407,382
<b>Total</b>	<b>90</b>	<b>\$85,095,611</b>
Average cost of crash casualty		\$945,507

Crash Casualties



Crash Costs

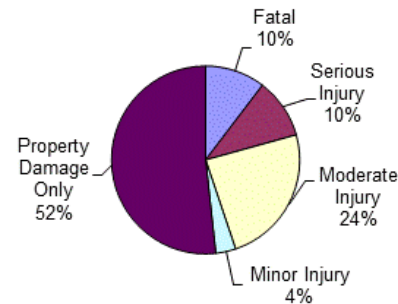


Costs of Alcohol-Involved Crashes in Midland County (2021 dollars)						
	Fatal	Serious Injury	Moderate Injury	Minor Injury	Property Damage Only	Total
Medical Care	\$101,760	\$446,440	\$130,920	\$47,476	\$9,030	\$735,626
Work Loss	\$9,388,566	\$749,990	\$246,780	\$84,117	\$18,791	\$10,488,244
Public Services	\$6,540	\$3,430	\$3,320	\$1,419	\$2,107	\$16,816
Adjudication & Sanctioning	\$777,774	\$166,000	\$54,980	\$18,755	\$3,526	\$1,021,035
Insurance Administration	\$205,722	\$137,210	\$86,920	\$32,802	\$18,705	\$481,359
Congestion & Environmental	\$43,992	\$18,070	\$19,503	\$76,239	\$76,755	\$234,559
Property Damage & Loss	\$93,648	\$126,000	\$188,120	\$85,734	\$109,650	\$603,152
<b>Subtotal (Monetary Cost)</b>	<b>\$10,618,002</b>	<b>\$1,647,140</b>	<b>\$730,543</b>	<b>\$346,542</b>	<b>\$238,564</b>	<b>\$13,580,791</b>
Quality of Life	\$58,441,698	\$8,771,600	\$3,081,720	\$1,050,984	\$168,818	\$71,514,820
<b>Total (Comprehensive Cost)</b>	<b>\$69,059,700</b>	<b>\$10,418,740</b>	<b>\$3,812,263</b>	<b>\$1,397,526</b>	<b>\$407,382</b>	<b>\$85,095,611</b>

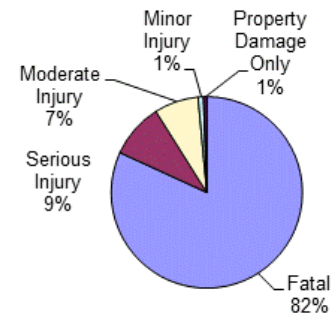
# Midland County Drug-Involved Crashes

Crash Casualty Severity	Crash Casualties	Crash Costs
Fatal	3	\$34,529,850
Serious Injury	3	\$3,893,466
Moderate Injury	7	\$3,155,509
Minor Injury	1	\$375,237
Property Damage Only	15	\$238,155
<b>Total</b>	<b>29</b>	<b>\$42,192,217</b>
Average cost of crash casualty	\$1,454,904	

Crash Casualties



Crash Costs



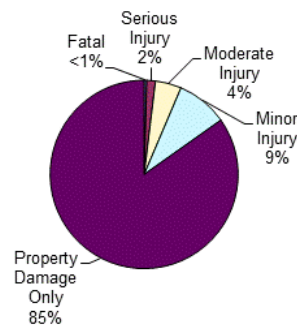
Costs of Drug-Involved Crashes in Midland County (2021 dollars)

	Fatal	Serious Injury	Moderate Injury	Minor Injury	Property Damage Only	Total
Medical Care	\$50,880	\$162,798	\$115,332	\$13,659	\$6,255	\$348,924
Work Loss	\$4,694,283	\$277,377	\$220,542	\$25,628	\$12,930	\$5,230,760
Public Services	\$3,270	\$1,164	\$1,575	\$194	\$795	\$6,998
Adjudication & Sanctioning	\$388,887	\$60,687	\$47,236	\$5,539	\$2,640	\$504,989
Insurance Administration	\$102,861	\$50,826	\$54,418	\$6,487	\$8,445	\$223,037
Congestion & Environmental	\$21,996	\$5,448	\$12,488	\$1,785	\$26,775	\$68,492
Property Damage & Loss	\$46,824	\$40,824	\$74,375	\$9,202	\$40,755	\$211,980
<b>Subtotal (Monetary Cost)</b>	<b>\$5,309,001</b>	<b>\$599,124</b>	<b>\$525,966</b>	<b>\$62,494</b>	<b>\$98,595</b>	<b>\$6,595,180</b>
Quality of Life	\$29,220,849	\$3,294,342	\$2,629,543	\$312,743	\$139,560	\$35,597,037
<b>Total (Comprehensive Cost)</b>	<b>\$34,529,850</b>	<b>\$3,893,466</b>	<b>\$3,155,509</b>	<b>\$375,237</b>	<b>\$238,155</b>	<b>\$42,192,217</b>

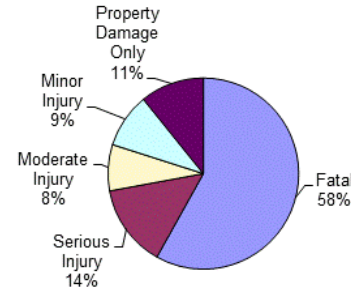
# Midland County Young Driver Crashes (<21)

Crash Casualty Severity	Crash Casualties	Crash Costs
Fatal	3	\$31,183,749
Serious Injury	10	\$7,512,270
Moderate Injury	30	\$4,187,430
Minor Injury	59	\$4,978,066
Property Damage Only	568	\$5,804,392
<b>Total</b>	<b>670</b>	<b>\$53,665,907</b>
Average cost of crash casualty		\$80,098

Crash Casualties



Crash Costs



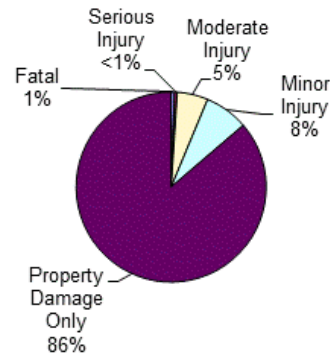
Costs of Young Driver Crashes in Midland County (2021 dollars)						
	Fatal	Serious Injury	Moderate Injury	Minor Injury	Property Damage Only	Total
Medical Care	\$50,880	\$316,960	\$144,240	\$184,847	\$132,912	\$829,839
Work Loss	\$3,921,153	\$540,070	\$277,020	\$326,329	\$269,232	\$5,333,804
Public Services	\$3,270	\$2,960	\$4,770	\$7,139	\$28,968	\$47,107
Adjudication	\$388,887	\$114,790	\$56,490	\$68,204	\$45,440	\$673,811
Insurance Administration	\$102,861	\$103,080	\$95,460	\$123,369	\$243,672	\$668,442
Congestion & Environmental	\$21,996	\$17,990	\$53,190	\$104,607	\$1,013,880	\$1,211,663
Property Damage & Loss	\$46,824	\$116,710	\$272,310	\$427,514	\$1,514,288	\$2,377,646
<b>Subtotal (Monetary Cost)</b>	<b>\$4,535,871</b>	<b>\$1,212,560</b>	<b>\$903,480</b>	<b>\$1,242,009</b>	<b>\$3,248,392</b>	<b>\$11,142,312</b>
Quality of Life	\$26,647,878	\$6,299,710	\$3,283,950	\$3,736,057	\$2,556,000	\$42,523,595
<b>Total (Comprehensive Cost)</b>	<b>\$31,183,749</b>	<b>\$7,512,270</b>	<b>\$4,187,430</b>	<b>\$4,978,066</b>	<b>\$5,804,392</b>	<b>\$53,665,907</b>



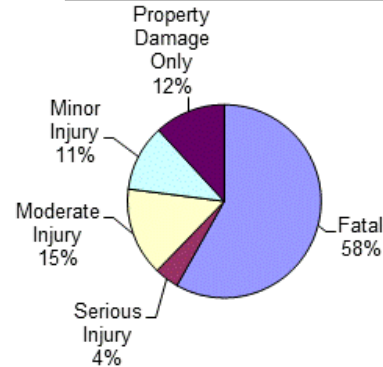
# Midland County Older Driver Crashes (65+)

Crash Casualty Severity	Crash Casualties	Crash Costs
Fatal	4	\$41,578,332
Serious Injury	3	\$2,943,654
Moderate Injury	36	\$10,559,664
Minor Injury	51	\$7,953,807
Property Damage Only	590	\$8,475,350
<b>Total</b>	<b>684</b>	<b>\$71,510,807</b>
Average cost of crash casualty		\$104,548

Crash Casualties



Crash Costs

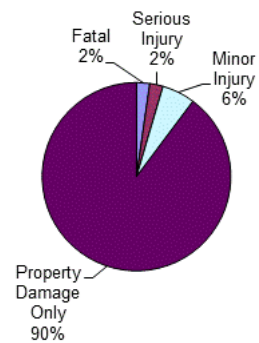


Costs of Older Driver Crashes in Midland County (2021 dollars)						
	Fatal	Serious Injury	Moderate Injury	Minor Injury	Property Damage Only	Total
Medical Care	\$67,840	\$123,210	\$381,456	\$286,161	\$230,690	\$1,089,357
Work Loss	\$5,228,204	\$213,327	\$726,336	\$533,358	\$433,650	\$7,134,875
Public Services	\$4,360	\$1,017	\$6,840	\$7,089	\$31,860	\$51,166
Adjudication	\$518,516	\$45,048	\$148,320	\$109,497	\$80,240	\$901,621
Insurance Administration	\$137,148	\$39,840	\$187,380	\$158,304	\$303,260	\$825,932
Congestion & Environmental	\$29,328	\$5,415	\$64,080	\$90,627	\$1,052,560	\$1,242,010
Property Damage & Loss	\$62,432	\$39,045	\$347,148	\$389,844	\$1,694,480	\$2,532,949
<b>Subtotal (Monetary Cost)</b>	<b>\$6,047,828</b>	<b>\$466,902</b>	<b>\$1,861,560</b>	<b>\$1,574,880</b>	<b>\$3,826,740</b>	<b>\$13,777,910</b>
Quality of Life	\$35,530,504	\$2,476,752	\$8,698,104	\$6,378,927	\$4,648,610	\$57,732,897
<b>Total (Comprehensive Cost)</b>	<b>\$41,578,332</b>	<b>\$2,943,654</b>	<b>\$10,559,664</b>	<b>\$7,953,807</b>	<b>\$8,475,350</b>	<b>\$71,510,807</b>

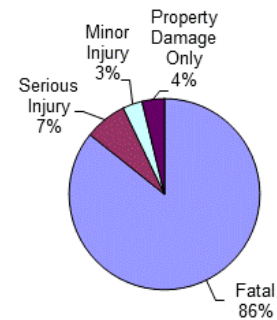
# Midland County Medium/Large Truck Crashes

Crash Casualty Severity	Crash Casualties	Crash Costs
Fatal	2	\$20,864,934
Serious Injury	2	\$1,746,280
Moderate Injury	0	\$0
Minor Injury	5	\$809,920
Property Damage Only	79	\$923,905
<b>Total</b>	<b>88</b>	<b>\$24,345,039</b>
Average cost of crash casualty		\$276,648

Crash Casualties



Crash Costs



Costs of Medium/Large Truck Crashes in Midland County (2021 dollars)						
	Fatal	Serious Injury	Moderate Injury	Minor Injury	Property Damage Only	Total
Medical Care	\$64,676	\$80,962	\$0	\$39,585	\$28,677	\$213,900
Work Loss	\$2,614,102	\$250,788	\$0	\$114,160	\$230,127	\$3,209,177
Public Services	\$2,192	\$642	\$0	\$960	\$3,713	\$7,507
Adjudication	\$283,740	\$29,022	\$0	\$7,510	\$12,561	\$332,833
Insurance Administration	\$68,080	\$22,798	\$0	\$11,150	\$43,292	\$145,320
Congestion & Environmental	\$15,166	\$3,734	\$0	\$9,185	\$145,913	\$173,998
Property Damage & Loss	\$51,726	\$21,446	\$0	\$31,275	\$227,520	\$331,967
<b>Subtotal (Monetary Cost)</b>	<b>\$3,099,682</b>	<b>\$409,392</b>	<b>\$0</b>	<b>\$213,825</b>	<b>\$691,803</b>	<b>\$4,414,702</b>
Quality of Life	\$17,765,252	\$1,336,888	\$0	\$596,095	\$232,102	\$19,930,337
<b>Total (Comprehensive Cost)</b>	<b>\$20,864,934</b>	<b>\$1,746,280</b>	<b>\$0</b>	<b>\$809,920</b>	<b>\$923,905</b>	<b>\$24,345,039</b>

# Midland County Motorcycle Crashes

Injury Severity	Motorcyclist Crash Victims	Motorcyclist Victim Costs
Fatal	1	\$10,729,068
Serious Injury	7	\$6,800,297
Moderate Injury	4	\$1,065,216
Minor Injury	2	\$467,238
Property Damage Only	4	\$201,048
<b>Total</b>	<b>18</b>	<b>\$19,262,867</b>
Average cost of crash casualty		\$1,070,159

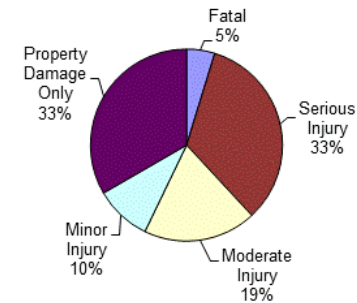
Injury Severity	Non-motorcyclist Crash Victims	Non-motorcyclist Victim Costs
Fatal	0	\$0
Serious Injury	0	\$0
Moderate Injury	0	\$0
Minor Injury	0	\$0
Property Damage Only	3	\$17,811
<b>Total</b>	<b>3</b>	<b>\$17,811</b>
Average cost of crash casualty		\$5,937

Motorcyclist Victim Costs in Motorcycle Crashes in Midland County (2021 dollars)						
	Fatal	Serious Injury	Moderate Injury	Minor Injury	Property Damage Only	Total
Medical Care	\$19,680	\$283,374	\$37,956	\$16,620	\$6,216	\$363,846
Work Loss	\$1,477,877	\$512,953	\$76,728	\$33,602	\$12,724	\$2,113,884
Public Services	\$1,090	\$2,373	\$772	\$370	\$340	\$4,945
Adjudication	\$129,629	\$106,862	\$15,420	\$6,756	\$2,532	\$261,199
Insurance Administration	\$32,488	\$90,209	\$19,572	\$8,866	\$5,576	\$156,711
Congestion & Environmental	\$7,332	\$9,576	\$5,312	\$2,656	\$5,324	\$30,200
Property Damage & Loss	\$22,303	\$83,636	\$38,112	\$18,536	\$22,764	\$185,351
<b>Subtotal (Monetary Cost)</b>	<b>\$1,690,399</b>	<b>\$1,088,983</b>	<b>\$193,872</b>	<b>\$87,406</b>	<b>\$55,476</b>	<b>\$3,116,136</b>
Quality of Life	\$9,038,669	\$5,711,314	\$871,344	\$379,832	\$145,572	\$16,146,731
<b>Total (Comprehensive Cost)</b>	<b>\$10,729,068</b>	<b>\$6,800,297</b>	<b>\$1,065,216</b>	<b>\$467,238</b>	<b>\$201,048</b>	<b>\$19,262,867</b>

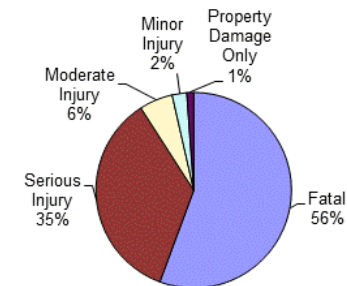
Non-motorcyclist Victim Costs in Motorcycle Crashes in Midland County (2021 dollars)						
	Fatal	Serious Injury	Moderate Injury	Minor Injury	Property Damage Only	Total
Medical Care	\$0	\$0	\$0	\$0	\$0	\$0
Work Loss	\$0	\$0	\$0	\$0	\$369	\$369
Public Services	\$0	\$0	\$0	\$0	\$75	\$75
Adjudication	\$0	\$0	\$0	\$0	\$0	\$0
Insurance Administration	\$0	\$0	\$0	\$0	\$1,302	\$1,302
Congestion & Environmental	\$0	\$0	\$0	\$0	\$5,361	\$5,361
Property Damage & Loss	\$0	\$0	\$0	\$0	\$10,704	\$10,704
<b>Subtotal (Monetary Cost)</b>	<b>\$0</b>	<b>\$0</b>	<b>\$0</b>	<b>\$0</b>	<b>\$17,811</b>	<b>\$17,811</b>
Quality of Life	\$0	\$0	\$0	\$0	\$0	\$0
<b>Total (Comprehensive Cost)</b>	<b>\$0</b>	<b>\$0</b>	<b>\$0</b>	<b>\$0</b>	<b>\$17,811</b>	<b>\$17,811</b>

Costs of Motorcycle Crashes in Midland County (2021 dollars)						
	Fatal	Serious Injury	Moderate Injury	Minor Injury	Property Damage Only	Total
Medical Care	\$19,680	\$283,374	\$37,956	\$16,620	\$6,216	\$363,846
Work Loss	\$1,477,877	\$512,953	\$76,728	\$33,602	\$13,093	\$2,114,253
Public Services	\$1,090	\$2,373	\$772	\$370	\$415	\$5,020
Adjudication	\$129,629	\$106,862	\$15,420	\$6,756	\$2,532	\$261,199
Insurance Administration	\$32,488	\$90,209	\$19,572	\$8,866	\$6,878	\$158,013
Congestion & Environmental	\$7,332	\$9,576	\$5,312	\$2,656	\$10,685	\$35,561
Property Damage & Loss	\$22,303	\$83,636	\$38,112	\$18,536	\$33,468	\$196,055
<b>Subtotal (Monetary Cost)</b>	<b>\$1,690,399</b>	<b>\$1,088,983</b>	<b>\$193,872</b>	<b>\$87,406</b>	<b>\$73,287</b>	<b>\$3,133,947</b>
Quality of Life	\$9,038,669	\$5,711,314	\$871,344	\$379,832	\$145,572	\$16,146,731
<b>Total (Comprehensive Cost)</b>	<b>\$10,729,068</b>	<b>\$6,800,297</b>	<b>\$1,065,216</b>	<b>\$467,238</b>	<b>\$218,859</b>	<b>\$19,280,678</b>

Crash Casualties



Crash Costs



# Midland County Bicycle Crashes

Injury Severity	Bicyclist Crash Victims	Bicyclist Victim Costs
Fatal	0	\$0
Serious Injury	0	\$0
Moderate Injury	4	\$792,184
Minor Injury	4	\$507,568
Property Damage Only	0	\$0
<b>Total</b>	<b>8</b>	<b>\$1,299,752</b>
Average cost of crash casualty	\$162,469	

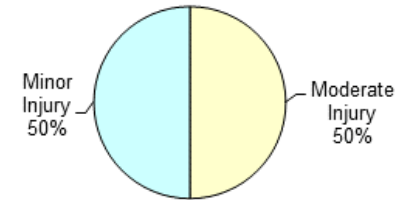
Injury Severity	Non-bicyclist Crash Victims	Non-bicyclist Victim Costs
Fatal	0	\$0
Serious Injury	0	\$0
Moderate Injury	0	\$0
Minor Injury	0	\$0
Property Damage Only	0	\$0
<b>Total</b>	<b>0</b>	<b>\$0</b>
Average cost of crash casualty	\$0	

Bicyclist Victim Costs in Bicycle Crashes in Midland County (2021 dollars)						
	Fatal	Serious Injury	Moderate Injury	Minor Injury	Property Damage Only	Total
Medical Care	\$0	\$0	\$27,596	\$17,088	\$0	\$44,684
Work Loss	\$0	\$0	\$56,940	\$33,404	\$0	\$90,344
Public Services	\$0	\$0	\$720	\$620	\$0	\$1,340
Adjudication	\$0	\$0	\$11,328	\$6,768	\$0	\$18,096
Insurance Administration	\$0	\$0	\$15,696	\$9,748	\$0	\$25,444
Congestion & Environmental	\$0	\$0	\$5,264	\$5,032	\$0	\$10,296
Property Damage & Loss	\$0	\$0	\$992	\$952	\$0	\$1,944
Subtotal (Monetary Cost)	\$0	\$0	\$118,536	\$73,612	\$0	\$192,148
Quality of Life	\$0	\$0	\$673,648	\$433,956	\$0	\$1,107,604
<b>Total (Comprehensive Cost)</b>	<b>\$0</b>	<b>\$0</b>	<b>\$792,184</b>	<b>\$507,568</b>	<b>\$0</b>	<b>\$1,299,752</b>

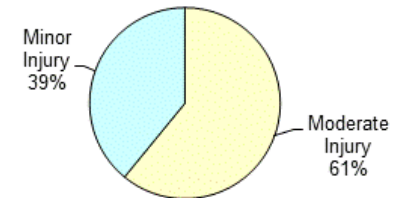
Non-bicyclist Victim Costs in Bicycle Crashes in Midland County (2021 dollars)						
	Fatal	Serious Injury	Moderate Injury	Minor Injury	Property Damage Only	Total
Medical Care	\$0	\$0	\$0	\$0	\$0	\$0
Work Loss	\$0	\$0	\$0	\$0	\$0	\$0
Public Services	\$0	\$0	\$0	\$0	\$0	\$0
Adjudication	\$0	\$0	\$0	\$0	\$0	\$0
Insurance Administration	\$0	\$0	\$0	\$0	\$0	\$0
Congestion & Environmental	\$0	\$0	\$0	\$0	\$0	\$0
Property Damage & Loss	\$0	\$0	\$0	\$0	\$0	\$0
Subtotal (Monetary Cost)	\$0	\$0	\$0	\$0	\$0	\$0
Quality of Life	\$0	\$0	\$0	\$0	\$0	\$0
<b>Total (Comprehensive Cost)</b>	<b>\$0</b>	<b>\$0</b>	<b>\$0</b>	<b>\$0</b>	<b>\$0</b>	<b>\$0</b>

Costs of Bicycle Crashes in Midland County (2021 dollars)						
	Fatal	Serious Injury	Moderate Injury	Minor Injury	Property Damage Only	Total
Medical Care	\$0	\$0	\$27,596	\$17,088	\$0	\$44,684
Work Loss	\$0	\$0	\$56,940	\$33,404	\$0	\$90,344
Public Services	\$0	\$0	\$720	\$620	\$0	\$1,340
Adjudication	\$0	\$0	\$11,328	\$6,768	\$0	\$18,096
Insurance Administration	\$0	\$0	\$15,696	\$9,748	\$0	\$25,444
Congestion & Environmental	\$0	\$0	\$5,264	\$5,032	\$0	\$10,296
Property Damage & Loss	\$0	\$0	\$992	\$952	\$0	\$1,944
Subtotal (Monetary Cost)	\$0	\$0	\$118,536	\$73,612	\$0	\$192,148
Quality of Life	\$0	\$0	\$673,648	\$433,956	\$0	\$1,107,604
<b>Total (Comprehensive Cost)</b>	<b>\$0</b>	<b>\$0</b>	<b>\$792,184</b>	<b>\$507,568</b>	<b>\$0</b>	<b>\$1,299,752</b>

Crash Casualties



Crash Costs



# Midland County Pedestrian Crashes

Injury Severity	Pedestrian Crash Victims	Pedestrian Victim Costs
Fatal	0	\$0
Serious Injury	3	\$3,191,397
Moderate Injury	2	\$493,220
Minor Injury	5	\$778,010
Property Damage Only	0	\$0
<b>Total</b>	<b>10</b>	<b>\$4,462,627</b>
Average cost of crash casualty	\$446,263	

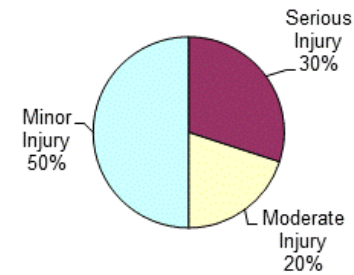
Injury Severity	Non-pedestrian Crash Victims	Non-pedestrian Victim Costs
Fatal	0	\$0
Serious Injury	0	\$0
Moderate Injury	0	\$0
Minor Injury	0	\$0
Property Damage Only	0	\$0
<b>Total</b>	<b>0</b>	<b>\$0</b>
Average cost of crash casualty	\$0	

Pedestrian Victim Costs in Pedestrian Crashes in Midland County (2021 dollars)						
	Fatal	Serious Injury	Moderate Injury	Minor Injury	Property Damage Only	Total
Medical Care	\$0	\$144,891	\$18,266	\$27,320	\$0	\$190,477
Work Loss	\$0	\$233,775	\$31,064	\$44,750	\$0	\$309,589
Public Services	\$0	\$1,014	\$360	\$775	\$0	\$2,149
Adjudication	\$0	\$50,799	\$6,624	\$9,670	\$0	\$67,093
Insurance Administration	\$0	\$58,344	\$9,028	\$13,645	\$0	\$81,017
Congestion & Environmental	\$0	\$4,128	\$2,632	\$6,290	\$0	\$13,050
Subtotal (Monetary Cost)	\$0	\$492,951	\$67,974	\$102,450	\$0	\$663,375
Quality of Life	\$0	\$2,698,446	\$425,246	\$675,560	\$0	\$3,799,252
<b>Total (Comprehensive Cost)</b>	<b>\$0</b>	<b>\$3,191,397</b>	<b>\$493,220</b>	<b>\$778,010</b>	<b>\$0</b>	<b>\$4,462,627</b>

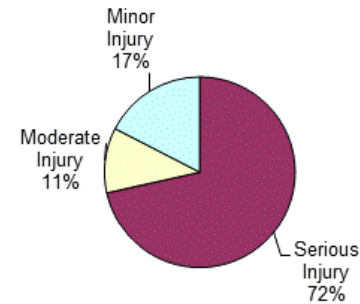
Non-pedestrian Victim in Pedestrian Crashes in Midland County (2021 dollars)						
	Fatal	Serious Injury	Moderate Injury	Minor Injury	Property Damage Only	Total
Medical Care	\$0	\$0	\$0	\$0	\$0	\$0
Work Loss	\$0	\$0	\$0	\$0	\$0	\$0
Public Services	\$0	\$0	\$0	\$0	\$0	\$0
Adjudication	\$0	\$0	\$0	\$0	\$0	\$0
Insurance Administration	\$0	\$0	\$0	\$0	\$0	\$0
Congestion & Environmental	\$0	\$0	\$0	\$0	\$0	\$0
Subtotal (Monetary Cost)	\$0	\$0	\$0	\$0	\$0	\$0
Quality of Life	\$0	\$0	\$0	\$0	\$0	\$0
<b>Total (Comprehensive Cost)</b>	<b>\$0</b>	<b>\$0</b>	<b>\$0</b>	<b>\$0</b>	<b>\$0</b>	<b>\$0</b>

Costs of Pedestrian Crashes in Midland County (2021 dollars)						
	Fatal	Serious Injury	Moderate Injury	Minor Injury	Property Damage Only	Total
Medical Care	\$0	\$144,891	\$18,266	\$27,320	\$0	\$190,477
Work Loss	\$0	\$233,775	\$31,064	\$44,750	\$0	\$309,589
Public Services	\$0	\$1,014	\$360	\$775	\$0	\$2,149
Adjudication	\$0	\$50,799	\$6,624	\$9,670	\$0	\$67,093
Insurance Administration	\$0	\$58,344	\$9,028	\$13,645	\$0	\$81,017
Congestion & Environmental	\$0	\$4,128	\$2,632	\$6,290	\$0	\$13,050
Subtotal (Monetary Cost)	\$0	\$492,951	\$67,974	\$102,450	\$0	\$663,375
Quality of Life	\$0	\$2,698,446	\$425,246	\$675,560	\$0	\$3,799,252
<b>Total (Comprehensive Cost)</b>	<b>\$0</b>	<b>\$3,191,397</b>	<b>\$493,220</b>	<b>\$778,010</b>	<b>\$0</b>	<b>\$4,462,627</b>

Crash Casualties



Crash Costs



# Missaukee County Traffic Crashes and Crime

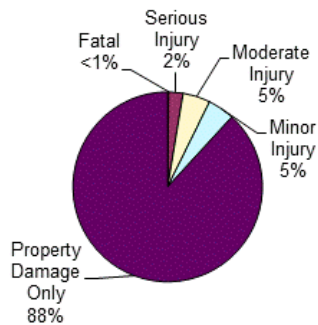
Crash Casualty Severity	Crash Casualties	Crash Costs
Fatal	1	\$10,394,583
Serious Injury	18	\$16,843,392
Moderate Injury	34	\$6,610,722
Minor Injury	33	\$3,322,770
Property Damage Only	640	\$5,727,360
<b>Total</b>	<b>726</b>	<b>\$42,898,827</b>
Average cost of crash casualty		\$59,089

Index Crime Category	Number of Crimes	Crime Costs
Murder	1	\$9,909,389
Rape	14	\$7,917,042
Aggravated Assault	29	\$1,349,892
Robbery	0	\$0
Larceny	89	\$381,009
Burglary	36	\$153,396
Motor Vehicle Theft	17	\$175,117
<b>Total</b>	<b>186</b>	<b>\$19,885,845</b>
Average cost of index crime		\$106,913

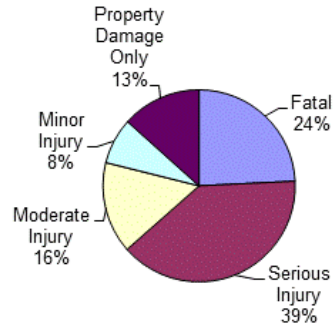
Costs of Crashes in Missaukee County (2021 dollars)						
	Fatal	Serious Injury	Moderate Injury	Minor Injury	Property Damage Only	Total
Medical Care	\$16,960	\$721,422	\$239,394	\$118,998	\$117,760	\$1,214,534
Work Loss	\$1,307,051	\$1,241,640	\$447,440	\$214,137	\$259,200	\$3,469,468
Public Services	\$1,090	\$5,994	\$5,712	\$3,960	\$30,720	\$47,476
Adjudication & Sanctioning	\$129,629	\$262,872	\$92,004	\$44,418	\$40,960	\$569,883
Insurance Administration	\$34,287	\$224,442	\$131,478	\$75,141	\$244,480	\$709,828
Congestion & Environmental	\$7,332	\$32,490	\$60,316	\$58,608	\$1,142,400	\$1,301,146
Property Damage & Loss	\$15,608	\$223,776	\$316,268	\$230,043	\$1,578,880	\$2,364,575
<b>Subtotal (Monetary Cost)</b>	<b>\$1,511,957</b>	<b>\$2,712,636</b>	<b>\$1,292,612</b>	<b>\$745,305</b>	<b>\$3,414,400</b>	<b>\$9,676,910</b>
Quality of Life	\$8,882,626	\$14,130,756	\$5,318,110	\$2,577,465	\$2,312,960	\$32,221,917
<b>Total (Comprehensive Cost)</b>	<b>\$10,394,583</b>	<b>\$16,843,392</b>	<b>\$6,610,722</b>	<b>\$3,322,770</b>	<b>\$5,727,360</b>	<b>\$42,898,827</b>

Costs of Index Crimes in Missaukee County (2021 dollars)								
	Murder	Rape	Aggravated Assault	Robbery	Larceny	Burglary	Motor Vehicle Theft	Total
Medical Care	\$12,893	\$47,236	\$61,335	\$0	\$0	\$0	\$0	\$121,464
Mental Health	\$12,125	\$92,190	\$11,832	\$0	\$0	\$0	\$0	\$116,147
Work Loss	\$1,160,258	\$99,778	\$66,004	\$0	\$2,759	\$1,404	\$1,989	\$1,332,192
Public Services	\$104,785	\$10,654	\$70,731	\$0	\$46,903	\$13,032	\$7,735	\$253,840
Adjudication & Sanctioning	\$489,046	\$633,332	\$173,855	\$0	\$230,955	\$27,756	\$33,830	\$1,588,774
Property Damage & Loss	\$211	\$2,646	\$2,436	\$0	\$100,392	\$111,204	\$131,563	\$348,452
<b>Subtotal (Monetary Cost)</b>	<b>\$1,779,318</b>	<b>\$885,836</b>	<b>\$386,193</b>	<b>\$0</b>	<b>\$381,009</b>	<b>\$153,396</b>	<b>\$175,117</b>	<b>\$3,760,869</b>
Quality of Life	\$8,130,071	\$7,031,206	\$963,699	\$0	\$0	\$0	\$0	\$16,124,976
<b>Total (Comprehensive Costs)</b>	<b>\$9,909,389</b>	<b>\$7,917,042</b>	<b>\$1,349,892</b>	<b>\$0</b>	<b>\$381,009</b>	<b>\$153,396</b>	<b>\$175,117</b>	<b>\$19,885,845</b>

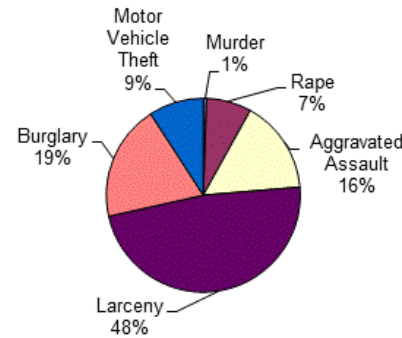
Crash Casualties



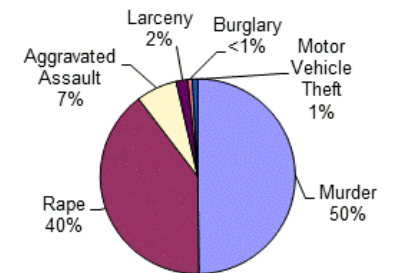
Crash Costs



Index Crimes



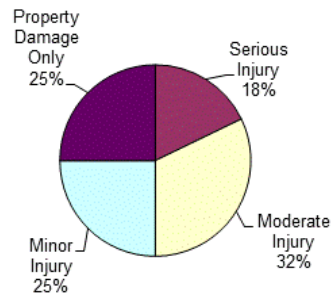
Index Crime Costs



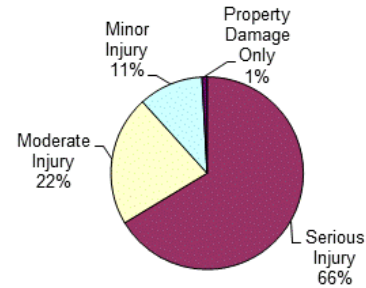
# Missaukee County Alcohol-Involved Crashes

Crash Casualty Severity	Crash Casualties	Crash Costs
Fatal	0	\$0
Serious Injury	5	\$5,209,370
Moderate Injury	9	\$1,719,153
Minor Injury	7	\$853,230
Property Damage Only	7	\$66,318
<b>Total</b>	<b>28</b>	<b>\$7,848,071</b>
Average cost of crash casualty		\$280,288

Crash Casualties



Crash Costs

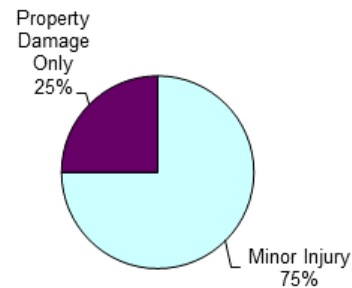


Costs of Alcohol-Involved Crashes in Missaukee County (2021 dollars)						
	Fatal	Serious Injury	Moderate Injury	Minor Injury	Property Damage Only	Total
Medical Care	\$0	\$223,220	\$58,914	\$30,212	\$1,470	\$313,816
Work Loss	\$0	\$374,995	\$111,051	\$53,529	\$3,059	\$542,634
Public Services	\$0	\$1,715	\$1,494	\$903	\$343	\$4,455
Adjudication & Sanctioning	\$0	\$83,000	\$24,741	\$11,935	\$574	\$120,250
Insurance Administration	\$0	\$68,605	\$39,114	\$20,874	\$3,045	\$131,638
Congestion & Environmental	\$0	\$9,035	\$12,411	\$12,411	\$12,495	\$46,352
Property Damage & Loss	\$0	\$63,000	\$84,654	\$54,558	\$17,850	\$220,062
<b>Subtotal (Monetary Cost)</b>	<b>\$0</b>	<b>\$823,570</b>	<b>\$332,379</b>	<b>\$184,422</b>	<b>\$38,836</b>	<b>\$1,379,207</b>
Quality of Life	\$0	\$4,385,800	\$1,386,774	\$668,808	\$27,482	\$6,468,864
<b>Total (Comprehensive Cost)</b>	<b>\$0</b>	<b>\$5,209,370</b>	<b>\$1,719,153</b>	<b>\$853,230</b>	<b>\$66,318</b>	<b>\$7,848,071</b>

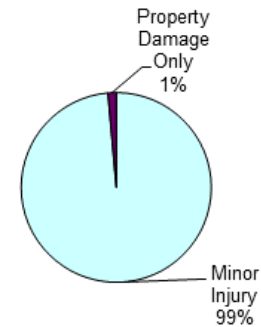
# Missaukee County Drug-Involved Crashes

Crash Casualty Severity	Crash Casualties	Crash Costs
Fatal	0	\$0
Serious Injury	0	\$0
Moderate Injury	0	\$0
Minor Injury	3	\$1,125,711
Property Damage Only	1	\$15,877
<b>Total</b>	<b>4</b>	<b>\$1,141,588</b>
Average cost of crash casualty	\$285,397	

Crash Casualties



Crash Costs



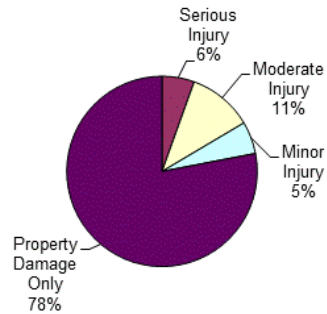
Costs of Drug-Involved Crashes in Missaukee County (2021 dollars)						
	Fatal	Serious Injury	Moderate Injury	Minor Injury	Property Damage Only	Total
Medical Care	\$0	\$0	\$0	\$40,977	\$417	\$41,394
Work Loss	\$0	\$0	\$0	\$76,884	\$862	\$77,746
Public Services	\$0	\$0	\$0	\$582	\$53	\$635
Adjudication & Sanctioning	\$0	\$0	\$0	\$16,617	\$176	\$16,793
Insurance Administration	\$0	\$0	\$0	\$19,461	\$563	\$20,024
Congestion & Environmental	\$0	\$0	\$0	\$5,355	\$1,785	\$7,140
Property Damage & Loss	\$0	\$0	\$0	\$27,606	\$2,717	\$30,323
Subtotal (Monetary Cost)	\$0	\$0	\$0	\$187,482	\$6,573	\$194,055
Quality of Life	\$0	\$0	\$0	\$938,229	\$9,304	\$947,533
<b>Total (Comprehensive Cost)</b>	<b>\$0</b>	<b>\$0</b>	<b>\$0</b>	<b>\$1,125,711</b>	<b>\$15,877</b>	<b>\$1,141,588</b>



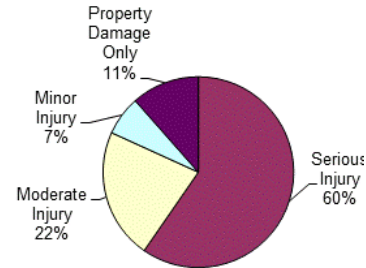
# Missaukee County Young Driver Crashes (<21)

Crash Casualty Severity	Crash Casualties	Crash Costs
Fatal	0	\$0
Serious Injury	5	\$3,756,135
Moderate Injury	10	\$1,395,810
Minor Injury	5	\$421,870
Property Damage Only	71	\$725,549
<b>Total</b>	<b>91</b>	<b>\$6,299,364</b>
Average cost of crash casualty		\$69,224

Crash Casualties



Crash Costs



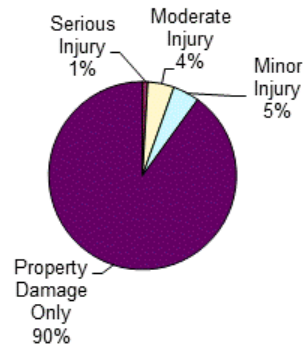
**Costs of Young Driver Crashes in Missaukee County (2021 dollars)**

	Fatal	Serious Injury	Moderate Injury	Minor Injury	Property Damage Only	Total
Medical Care	\$0	\$158,480	\$48,080	\$15,665	\$16,614	\$238,839
Work Loss	\$0	\$270,035	\$92,340	\$27,655	\$33,654	\$423,684
Public Services	\$0	\$1,480	\$1,590	\$605	\$3,621	\$7,296
Adjudication	\$0	\$57,395	\$18,830	\$5,780	\$5,680	\$87,685
Insurance Administration	\$0	\$51,540	\$31,820	\$10,455	\$30,459	\$124,274
Congestion & Environmental	\$0	\$8,995	\$17,730	\$8,865	\$126,735	\$162,325
Property Damage & Loss	\$0	\$58,355	\$90,770	\$36,230	\$189,286	\$374,641
<b>Subtotal (Monetary Cost)</b>	<b>\$0</b>	<b>\$606,280</b>	<b>\$301,160</b>	<b>\$105,255</b>	<b>\$406,049</b>	<b>\$1,418,744</b>
Quality of Life	\$0	\$3,149,855	\$1,094,650	\$316,615	\$319,500	\$4,880,620
<b>Total (Comprehensive Cost)</b>	<b>\$0</b>	<b>\$3,756,135</b>	<b>\$1,395,810</b>	<b>\$421,870</b>	<b>\$725,549</b>	<b>\$6,299,364</b>

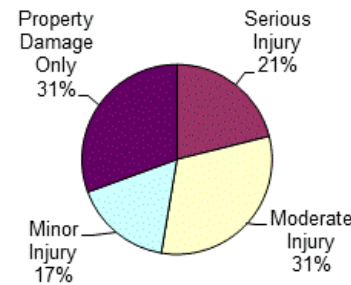
# Missaukee County Older Driver Crashes (65+)

Crash Casualty Severity	Crash Casualties	Crash Costs
Fatal	0	\$0
Serious Injury	1	\$981,218
Moderate Injury	5	\$1,466,620
Minor Injury	5	\$779,785
Property Damage Only	99	\$1,422,135
<b>Total</b>	<b>110</b>	<b>\$4,649,758</b>
Average cost of crash casualty	\$42,271	

Crash Casualties



Crash Costs

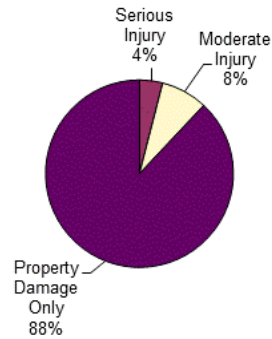


Costs of Older Driver Crashes in Missaukee County (2021 dollars)						
	Fatal	Serious Injury	Moderate Injury	Minor Injury	Property Damage Only	Total
Medical Care	\$0	\$41,070	\$52,980	\$28,055	\$38,709	\$160,814
Work Loss	\$0	\$71,109	\$100,880	\$52,290	\$72,765	\$297,044
Public Services	\$0	\$339	\$950	\$695	\$5,346	\$7,330
Adjudication	\$0	\$15,016	\$20,600	\$10,735	\$13,464	\$59,815
Insurance Administration	\$0	\$13,280	\$26,025	\$15,520	\$50,886	\$105,711
Congestion & Environmental	\$0	\$1,805	\$8,900	\$8,885	\$176,616	\$196,206
Property Damage & Loss	\$0	\$13,015	\$48,215	\$38,220	\$284,328	\$383,778
<b>Subtotal (Monetary Cost)</b>	<b>\$0</b>	<b>\$155,634</b>	<b>\$258,550</b>	<b>\$154,400</b>	<b>\$642,114</b>	<b>\$1,210,698</b>
Quality of Life	\$0	\$825,584	\$1,208,070	\$625,385	\$780,021	\$3,439,060
<b>Total (Comprehensive Cost)</b>	<b>\$0</b>	<b>\$981,218</b>	<b>\$1,466,620</b>	<b>\$779,785</b>	<b>\$1,422,135</b>	<b>\$4,649,758</b>

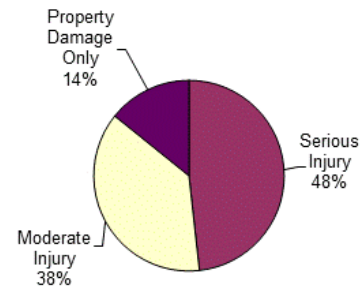
# Missaukee County Medium/Large Truck Crashes

Crash Casualty Severity	Crash Casualties	Crash Costs
Fatal	0	\$0
Serious Injury	1	\$873,140
Moderate Injury	2	\$679,488
Minor Injury	0	\$0
Property Damage Only	22	\$257,290
<b>Total</b>	<b>25</b>	<b>\$1,809,918</b>
Average cost of crash casualty		\$72,397

Crash Casualties



Crash Costs



Costs of Medium/Large Truck Crashes in Missaukee County (2021 dollars)						
	Fatal	Serious Injury	Moderate Injury	Minor Injury	Property Damage Only	Total
Medical Care	\$0	\$40,481	\$34,530	\$0	\$7,986	\$82,997
Work Loss	\$0	\$125,394	\$106,756	\$0	\$64,086	\$296,236
Public Services	\$0	\$321	\$350	\$0	\$1,034	\$1,705
Adjudication	\$0	\$14,511	\$5,668	\$0	\$3,498	\$23,677
Insurance Administration	\$0	\$11,399	\$7,300	\$0	\$12,056	\$30,755
Congestion & Environmental	\$0	\$1,867	\$3,670	\$0	\$40,634	\$46,171
Property Damage & Loss	\$0	\$10,723	\$16,426	\$0	\$63,360	\$90,509
<b>Subtotal (Monetary Cost)</b>	<b>\$0</b>	<b>\$204,696</b>	<b>\$174,700</b>	<b>\$0</b>	<b>\$192,654</b>	<b>\$572,050</b>
Quality of Life	\$0	\$668,444	\$504,788	\$0	\$64,636	\$1,237,868
<b>Total (Comprehensive Cost)</b>	<b>\$0</b>	<b>\$873,140</b>	<b>\$679,488</b>	<b>\$0</b>	<b>\$257,290</b>	<b>\$1,809,918</b>

# Missaukee County Motorcycle Crashes

Injury Severity	Motorcyclist Crash Victims	Motorcyclist Victim Costs
Fatal	0	\$0
Serious Injury	0	\$0
Moderate Injury	4	\$1,065,216
Minor Injury	0	\$0
Property Damage Only	1	\$50,262
<b>Total</b>	<b>5</b>	<b>\$1,115,478</b>
Average cost of crash casualty		\$223,096

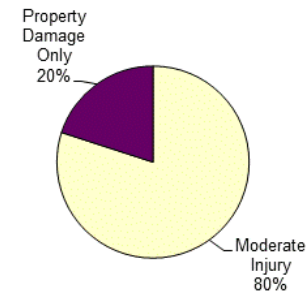
Injury Severity	Non-motorcyclist Crash Victims	Non-motorcyclist Victim Costs
Fatal	0	\$0
Serious Injury	0	\$0
Moderate Injury	0	\$0
Minor Injury	0	\$0
Property Damage Only	0	\$0
<b>Total</b>	<b>0</b>	<b>\$0</b>
Average cost of crash casualty		\$0

Motorcyclist Victim Costs in Motorcycle Crashes in Missaukee County (2021 dollars)						
	Fatal	Serious Injury	Moderate Injury	Minor Injury	Property Damage Only	Total
Medical Care	\$0	\$0	\$37,956	\$0	\$1,554	\$39,510
Work Loss	\$0	\$0	\$76,728	\$0	\$3,181	\$79,909
Public Services	\$0	\$0	\$772	\$0	\$85	\$857
Adjudication	\$0	\$0	\$15,420	\$0	\$633	\$16,053
Insurance Administration	\$0	\$0	\$19,572	\$0	\$1,394	\$20,966
Congestion & Environmental	\$0	\$0	\$5,312	\$0	\$1,331	\$6,643
Property Damage & Loss	\$0	\$0	\$38,112	\$0	\$5,691	\$43,803
Subtotal (Monetary Cost)	\$0	\$0	\$193,872	\$0	\$13,869	\$207,741
Quality of Life	\$0	\$0	\$871,344	\$0	\$36,393	\$907,737
<b>Total (Comprehensive Cost)</b>	<b>\$0</b>	<b>\$0</b>	<b>\$1,065,216</b>	<b>\$0</b>	<b>\$50,262</b>	<b>\$1,115,478</b>

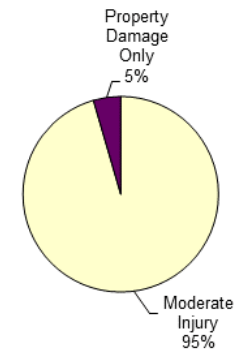
Non-motorcyclist Victim Costs in Motorcycle Crashes in Missaukee County (2021 dollars)						
	Fatal	Serious Injury	Moderate Injury	Minor Injury	Property Damage Only	Total
Medical Care	\$0	\$0	\$0	\$0	\$0	\$0
Work Loss	\$0	\$0	\$0	\$0	\$0	\$0
Public Services	\$0	\$0	\$0	\$0	\$0	\$0
Adjudication	\$0	\$0	\$0	\$0	\$0	\$0
Insurance Administration	\$0	\$0	\$0	\$0	\$0	\$0
Congestion & Environmental	\$0	\$0	\$0	\$0	\$0	\$0
Property Damage & Loss	\$0	\$0	\$0	\$0	\$0	\$0
Subtotal (Monetary Cost)	\$0	\$0	\$0	\$0	\$0	\$0
Quality of Life	\$0	\$0	\$0	\$0	\$0	\$0
<b>Total (Comprehensive Cost)</b>	<b>\$0</b>	<b>\$0</b>	<b>\$0</b>	<b>\$0</b>	<b>\$0</b>	<b>\$0</b>

Costs of Motorcycle Crashes in Missaukee County (2021 dollars)						
	Fatal	Serious Injury	Moderate Injury	Minor Injury	Property Damage Only	Total
Medical Care	\$0	\$0	\$37,956	\$0	\$1,554	\$39,510
Work Loss	\$0	\$0	\$76,728	\$0	\$3,181	\$79,909
Public Services	\$0	\$0	\$772	\$0	\$85	\$857
Adjudication	\$0	\$0	\$15,420	\$0	\$633	\$16,053
Insurance Administration	\$0	\$0	\$19,572	\$0	\$1,394	\$20,966
Congestion & Environmental	\$0	\$0	\$5,312	\$0	\$1,331	\$6,643
Property Damage & Loss	\$0	\$0	\$38,112	\$0	\$5,691	\$43,803
Subtotal (Monetary Cost)	\$0	\$0	\$193,872	\$0	\$13,869	\$207,741
Quality of Life	\$0	\$0	\$871,344	\$0	\$36,393	\$907,737
<b>Total (Comprehensive Cost)</b>	<b>\$0</b>	<b>\$0</b>	<b>\$1,065,216</b>	<b>\$0</b>	<b>\$50,262</b>	<b>\$1,115,478</b>

Crash Casualties



Crash Costs



# Missaukee County Bicycle Crashes

Injury Severity	Bicyclist Crash Victims	Bicyclist Victim Costs
Fatal	0	\$0
Serious Injury	0	\$0
Moderate Injury	0	\$0
Minor Injury	0	\$0
Property Damage Only	0	\$0
Total	0	\$0
Average cost of crash casualty		\$0

Injury Severity	Non-bicyclist Crash Victims	Non-bicyclist Victim Costs
Fatal	0	\$0
Serious Injury	0	\$0
Moderate Injury	0	\$0
Minor Injury	0	\$0
Property Damage Only	0	\$0
Total	0	\$0
Average cost of crash casualty		\$0

Bicyclist Victim Costs in Bicycle Crashes in Missaukee County (2021 dollars)						
	Fatal	Serious Injury	Moderate Injury	Minor Injury	Property Damage Only	Total
Medical Care	\$0	\$0	\$0	\$0	\$0	\$0
Work Loss	\$0	\$0	\$0	\$0	\$0	\$0
Public Services	\$0	\$0	\$0	\$0	\$0	\$0
Adjudication	\$0	\$0	\$0	\$0	\$0	\$0
Insurance Administration	\$0	\$0	\$0	\$0	\$0	\$0
Congestion & Environmental	\$0	\$0	\$0	\$0	\$0	\$0
Property Damage & Loss	\$0	\$0	\$0	\$0	\$0	\$0
Subtotal (Monetary Cost)	\$0	\$0	\$0	\$0	\$0	\$0
Quality of Life	\$0	\$0	\$0	\$0	\$0	\$0
<b>Total (Comprehensive Cost)</b>	<b>\$0</b>	<b>\$0</b>	<b>\$0</b>	<b>\$0</b>	<b>\$0</b>	<b>\$0</b>

Crash Casualties

No Bicycle Crashes

Non-bicyclist Victim Costs in Bicycle Crashes in Missaukee County (2021 dollars)						
	Fatal	Serious Injury	Moderate Injury	Minor Injury	Property Damage Only	Total
Medical Care	\$0	\$0	\$0	\$0	\$0	\$0
Work Loss	\$0	\$0	\$0	\$0	\$0	\$0
Public Services	\$0	\$0	\$0	\$0	\$0	\$0
Adjudication	\$0	\$0	\$0	\$0	\$0	\$0
Insurance Administration	\$0	\$0	\$0	\$0	\$0	\$0
Congestion & Environmental	\$0	\$0	\$0	\$0	\$0	\$0
Property Damage & Loss	\$0	\$0	\$0	\$0	\$0	\$0
Subtotal (Monetary Cost)	\$0	\$0	\$0	\$0	\$0	\$0
Quality of Life	\$0	\$0	\$0	\$0	\$0	\$0
<b>Total (Comprehensive Cost)</b>	<b>\$0</b>	<b>\$0</b>	<b>\$0</b>	<b>\$0</b>	<b>\$0</b>	<b>\$0</b>

Crash Costs

Costs of Bicycle Crashes in Missaukee County (2021 dollars)						
	Fatal	Serious Injury	Moderate Injury	Minor Injury	Property Damage Only	Total
Medical Care	\$0	\$0	\$0	\$0	\$0	\$0
Work Loss	\$0	\$0	\$0	\$0	\$0	\$0
Public Services	\$0	\$0	\$0	\$0	\$0	\$0
Adjudication	\$0	\$0	\$0	\$0	\$0	\$0
Insurance Administration	\$0	\$0	\$0	\$0	\$0	\$0
Congestion & Environmental	\$0	\$0	\$0	\$0	\$0	\$0
Property Damage & Loss	\$0	\$0	\$0	\$0	\$0	\$0
Subtotal (Monetary Cost)	\$0	\$0	\$0	\$0	\$0	\$0
Quality of Life	\$0	\$0	\$0	\$0	\$0	\$0
<b>Total (Comprehensive Cost)</b>	<b>\$0</b>	<b>\$0</b>	<b>\$0</b>	<b>\$0</b>	<b>\$0</b>	<b>\$0</b>

**Bicycle Crash Costs =  
\$0**

# Missaukee County Pedestrian Crashes

Injury Severity	Pedestrian Crash Victims	Pedestrian Victim Costs
Fatal	0	\$0
Serious Injury	0	\$0
Moderate Injury	1	\$246,610
Minor Injury	2	\$311,204
Property Damage Only	1	\$15,928
<b>Total</b>	<b>4</b>	<b>\$573,742</b>
Average cost of crash casualty	\$143,436	

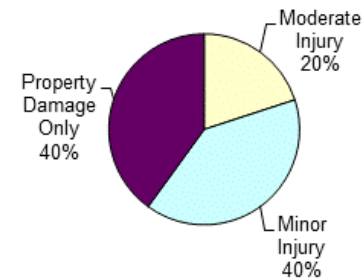
Injury Severity	Non-pedestrian Crash Victims	Non-pedestrian Victim Costs
Fatal	0	\$0
Serious Injury	0	\$0
Moderate Injury	0	\$0
Minor Injury	0	\$0
Property Damage Only	1	\$6,482
<b>Total</b>	<b>1</b>	<b>\$6,482</b>
Average cost of crash casualty	\$6,482	

	Fatal	Serious Injury	Moderate Injury	Minor Injury	Property Damage Only	Total
Medical Care	\$0	\$0	\$9,133	\$10,928	\$558	\$20,619
Work Loss	\$0	\$0	\$15,532	\$17,900	\$836	\$34,268
Public Services	\$0	\$0	\$180	\$310	\$21	\$511
Adjudication	\$0	\$0	\$3,312	\$3,868	\$187	\$7,367
Insurance Administration	\$0	\$0	\$4,514	\$5,458	\$261	\$10,233
Congestion & Environmental	\$0	\$0	\$1,316	\$2,516	\$178	\$4,010
Subtotal (Monetary Cost)	\$0	\$0	\$33,987	\$40,980	\$2,041	\$77,008
Quality of Life	\$0	\$0	\$212,623	\$270,224	\$13,887	\$496,734
<b>Total (Comprehensive Cost)</b>	<b>\$0</b>	<b>\$0</b>	<b>\$246,610</b>	<b>\$311,204</b>	<b>\$15,928</b>	<b>\$573,742</b>

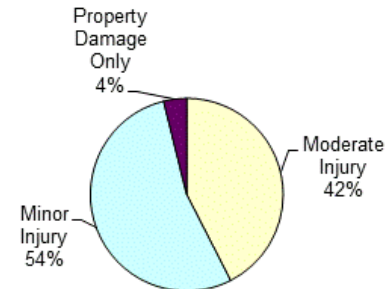
	Fatal	Serious Injury	Moderate Injury	Minor Injury	Property Damage Only	Total
Medical Care	\$0	\$0	\$0	\$0	\$184	\$184
Work Loss	\$0	\$0	\$0	\$0	\$405	\$405
Public Services	\$0	\$0	\$0	\$0	\$48	\$48
Adjudication	\$0	\$0	\$0	\$0	\$64	\$64
Insurance Administration	\$0	\$0	\$0	\$0	\$382	\$382
Congestion & Environmental	\$0	\$0	\$0	\$0	\$1,785	\$1,785
Subtotal (Monetary Cost)	\$0	\$0	\$0	\$0	\$2,868	\$2,868
Quality of Life	\$0	\$0	\$0	\$0	\$3,614	\$3,614
<b>Total (Comprehensive Cost)</b>	<b>\$0</b>	<b>\$0</b>	<b>\$0</b>	<b>\$0</b>	<b>\$6,482</b>	<b>\$6,482</b>

	Fatal	Serious Injury	Moderate Injury	Minor Injury	Property Damage Only	Total
Medical Care	\$0	\$0	\$9,133	\$10,928	\$742	\$20,803
Work Loss	\$0	\$0	\$15,532	\$17,900	\$1,241	\$34,673
Public Services	\$0	\$0	\$180	\$310	\$89	\$559
Adjudication	\$0	\$0	\$3,312	\$3,868	\$251	\$7,431
Insurance Administration	\$0	\$0	\$4,514	\$5,458	\$643	\$10,615
Congestion & Environmental	\$0	\$0	\$1,316	\$2,516	\$1,963	\$5,795
Subtotal (Monetary Cost)	\$0	\$0	\$33,987	\$40,980	\$4,909	\$79,876
Quality of Life	\$0	\$0	\$212,623	\$270,224	\$17,501	\$500,348
<b>Total (Comprehensive Cost)</b>	<b>\$0</b>	<b>\$0</b>	<b>\$246,610</b>	<b>\$311,204</b>	<b>\$22,410</b>	<b>\$580,224</b>

Crash Casualties



Crash Costs



# Monroe County Traffic Crashes and Crime

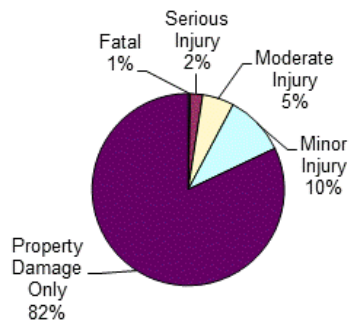
Crash Casualty Severity	Crash Casualties	Crash Costs
Fatal	22	\$228,680,826
Serious Injury	120	\$112,289,280
Moderate Injury	312	\$60,663,096
Minor Injury	596	\$60,011,240
Property Damage Only	4,802	\$42,973,098
<b>Total</b>	<b>5,852</b>	<b>\$504,617,540</b>
Average cost of crash casualty		\$86,230

Index Crime Category	Number of Crimes	Crime Costs
Murder	1	\$9,909,389
Rape	12	\$6,786,036
Aggravated Assault	35	\$1,629,180
Robbery	3	\$139,446
Larceny	80	\$342,480
Burglary	22	\$93,742
Motor Vehicle Theft	16	\$164,816
<b>Total</b>	<b>169</b>	<b>\$19,065,089</b>
Average cost of index crime		\$112,811

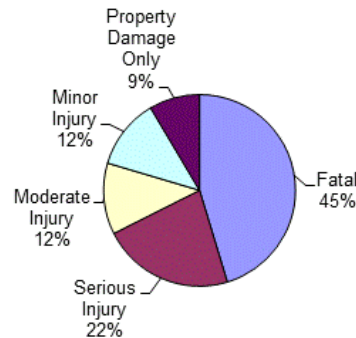
Costs of Crashes in Monroe County (2021 dollars)						
	Fatal	Serious Injury	Moderate Injury	Minor Injury	Property Damage Only	Total
Medical Care	\$373,120	\$4,809,480	\$2,196,792	\$2,149,176	\$883,568	\$10,412,136
Work Loss	\$28,755,122	\$8,277,600	\$4,105,920	\$3,867,444	\$1,944,810	\$46,950,896
Public Services	\$23,980	\$39,960	\$52,416	\$71,520	\$230,496	\$418,372
Adjudication & Sanctioning	\$2,851,838	\$1,752,480	\$844,272	\$802,216	\$307,328	\$6,558,134
Insurance Administration	\$754,314	\$1,496,280	\$1,206,504	\$1,357,092	\$1,834,364	\$6,648,554
Congestion & Environmental	\$161,304	\$216,600	\$553,488	\$1,058,496	\$8,571,570	\$10,561,458
Property Damage & Loss	\$343,376	\$1,491,840	\$2,902,224	\$4,154,716	\$11,846,534	\$20,738,690
<b>Subtotal (Monetary Cost)</b>	<b>\$33,263,054</b>	<b>\$18,084,240</b>	<b>\$11,861,616</b>	<b>\$13,460,660</b>	<b>\$25,618,670</b>	<b>\$102,288,240</b>
Quality of Life	\$195,417,772	\$94,205,040	\$48,801,480	\$46,550,580	\$17,354,428	\$402,329,300
<b>Total (Comprehensive Cost)</b>	<b>\$228,680,826</b>	<b>\$112,289,280</b>	<b>\$60,663,096</b>	<b>\$60,011,240</b>	<b>\$42,973,098</b>	<b>\$504,617,540</b>

Costs of Index Crimes in Monroe County (2021 dollars)								
	Murder	Rape	Aggravated Assault	Robbery	Larceny	Burglary	Motor Vehicle Theft	Total
Medical Care	\$12,893	\$40,488	\$74,025	\$5,949	\$0	\$0	\$0	\$133,355
Mental Health	\$12,125	\$79,020	\$14,280	\$597	\$0	\$0	\$0	\$106,022
Work Loss	\$1,160,258	\$85,524	\$79,660	\$13,818	\$2,480	\$858	\$1,872	\$1,344,470
Public Services	\$104,785	\$9,132	\$85,365	\$2,376	\$42,160	\$7,964	\$7,280	\$259,062
Adjudication & Sanctioning	\$489,046	\$542,866	\$209,825	\$43,491	\$207,600	\$16,962	\$31,840	\$1,541,620
Property Damage & Loss	\$211	\$2,268	\$2,940	\$4,131	\$90,240	\$67,968	\$123,824	\$291,572
<b>Subtotal (Monetary Cost)</b>	<b>\$1,779,318</b>	<b>\$759,288</b>	<b>\$466,095</b>	<b>\$70,362</b>	<b>\$342,480</b>	<b>\$93,742</b>	<b>\$164,816</b>	<b>\$3,676,101</b>
Quality of Life	\$8,130,071	\$6,026,748	\$1,163,085	\$69,084	\$0	\$0	\$0	\$15,388,988
<b>Total (Comprehensive Costs)</b>	<b>\$9,909,389</b>	<b>\$6,786,036</b>	<b>\$1,629,180</b>	<b>\$139,446</b>	<b>\$342,480</b>	<b>\$93,742</b>	<b>\$164,816</b>	<b>\$19,065,089</b>

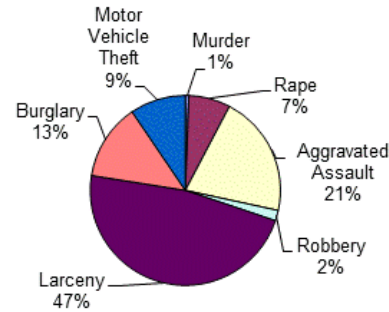
Crash Casualties



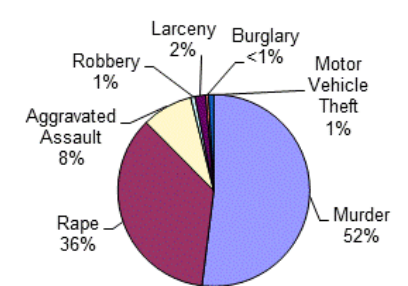
Crash Costs



Index Crimes



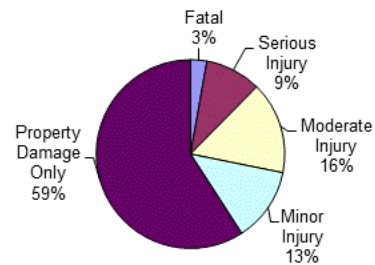
Index Crime Costs



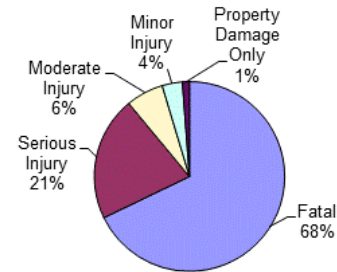
# Monroe County Alcohol-Involved Crashes

Crash Casualty Severity	Crash Casualties	Crash Costs
Fatal	9	\$103,589,550
Serious Injury	31	\$32,298,094
Moderate Injury	51	\$9,744,231
Minor Injury	41	\$5,263,440
Property Damage Only	191	\$1,809,534
<b>Total</b>	<b>323</b>	<b>\$152,704,849</b>
Average cost of crash casualty		\$472,770

Crash Casualties



Crash Costs



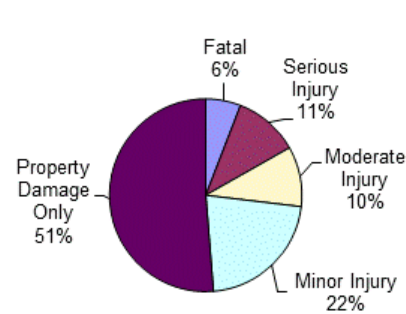
Costs of Alcohol-Involved Crashes in Monroe County (2021 dollars)						
	Fatal	Serious Injury	Moderate Injury	Minor Injury	Property Damage Only	Total
Medical Care	\$152,640	\$1,383,964	\$333,846	\$176,956	\$40,110	\$2,087,516
Work Loss	\$14,082,849	\$2,324,969	\$629,289	\$313,527	\$83,467	\$17,434,101
Public Services	\$9,810	\$10,633	\$8,466	\$5,289	\$9,359	\$43,557
Adjudication & Sanctioning	\$1,166,661	\$514,600	\$140,199	\$69,905	\$15,662	\$1,907,027
Insurance Administration	\$308,583	\$425,351	\$221,646	\$122,262	\$83,085	\$1,160,927
Congestion & Environmental	\$65,988	\$56,017	\$72,693	\$338,643	\$340,935	\$874,276
Property Damage & Loss	\$140,472	\$390,600	\$479,706	\$319,554	\$487,050	\$1,817,382
<b>Subtotal (Monetary Cost)</b>	<b>\$15,927,003</b>	<b>\$5,106,134</b>	<b>\$1,885,845</b>	<b>\$1,346,136</b>	<b>\$1,059,668</b>	<b>\$25,324,786</b>
Quality of Life	\$87,662,547	\$27,191,960	\$7,858,386	\$3,917,304	\$749,866	\$127,380,063
<b>Total (Comprehensive Cost)</b>	<b>\$103,589,550</b>	<b>\$32,298,094</b>	<b>\$9,744,231</b>	<b>\$5,263,440</b>	<b>\$1,809,534</b>	<b>\$152,704,849</b>



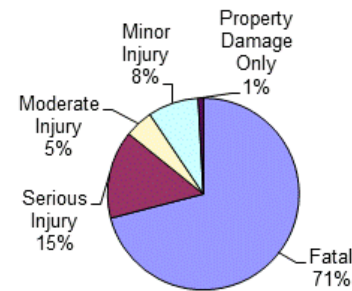
# Monroe County Drug-Involved Crashes

Crash Casualty Severity	Crash Casualties	Crash Costs
Fatal	7	\$80,569,650
Serious Injury	13	\$16,871,686
Moderate Injury	12	\$5,409,444
Minor Injury	26	\$9,756,162
Property Damage Only	61	\$968,497
<b>Total</b>	<b>119</b>	<b>\$113,575,439</b>
Average cost of crash casualty	\$954,415	

Crash Casualties



Crash Costs

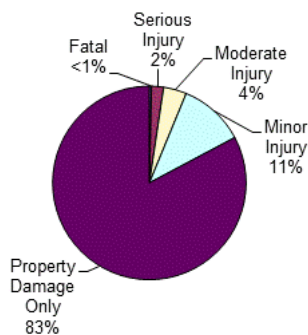


Costs of Drug-Involved Crashes in Monroe County (2021 dollars)						
	Fatal	Serious Injury	Moderate Injury	Minor Injury	Property Damage Only	Total
Medical Care	\$118,720	\$705,458	\$197,712	\$355,134	\$25,437	\$1,402,461
Work Loss	\$10,953,327	\$1,201,967	\$378,072	\$666,328	\$52,582	\$13,252,276
Public Services	\$7,630	\$5,044	\$2,700	\$5,044	\$3,233	\$23,651
Adjudication & Sanctioning	\$907,403	\$262,977	\$80,976	\$144,014	\$10,736	\$1,406,106
Insurance Administration	\$240,009	\$220,246	\$93,288	\$168,662	\$34,343	\$756,548
Congestion & Environmental	\$51,324	\$23,608	\$21,408	\$46,410	\$108,885	\$251,635
Property Damage & Loss	\$109,256	\$176,904	\$127,500	\$239,252	\$165,737	\$818,649
<b>Subtotal (Monetary Cost)</b>	<b>\$12,387,669</b>	<b>\$2,596,204</b>	<b>\$901,656</b>	<b>\$1,624,844</b>	<b>\$400,953</b>	<b>\$17,911,326</b>
Quality of Life	\$68,181,981	\$14,275,482	\$4,507,788	\$8,131,318	\$567,544	\$95,664,113
<b>Total (Comprehensive Cost)</b>	<b>\$80,569,650</b>	<b>\$16,871,686</b>	<b>\$5,409,444</b>	<b>\$9,756,162</b>	<b>\$968,497</b>	<b>\$113,575,439</b>

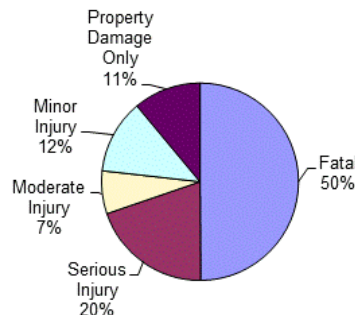
# Monroe County Young Driver Crashes (<21)

Crash Casualty Severity	Crash Casualties	Crash Costs
Fatal	4	\$41,578,332
Serious Injury	22	\$16,526,994
Moderate Injury	42	\$5,862,402
Minor Injury	120	\$10,124,880
Property Damage Only	902	\$9,217,538
<b>Total</b>	<b>1,090</b>	<b>\$83,310,146</b>
Average cost of crash casualty		\$76,431

Crash Casualties



Crash Costs

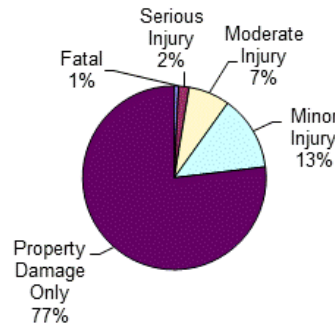


Costs of Young Driver Crashes in Monroe County (2021 dollars)						
	Fatal	Serious Injury	Moderate Injury	Minor Injury	Property Damage Only	Total
Medical Care	\$67,840	\$697,312	\$201,936	\$375,960	\$211,068	\$1,554,116
Work Loss	\$5,228,204	\$1,188,154	\$387,828	\$663,720	\$427,548	\$7,895,454
Public Services	\$4,360	\$6,512	\$6,678	\$14,520	\$46,002	\$78,072
Adjudication	\$518,516	\$252,538	\$79,086	\$138,720	\$72,160	\$1,061,020
Insurance Administration	\$137,148	\$226,776	\$133,644	\$250,920	\$386,958	\$1,135,446
Congestion & Environmental	\$29,328	\$39,578	\$74,466	\$212,760	\$1,610,070	\$1,966,202
Property Damage & Loss	\$62,432	\$256,762	\$381,234	\$869,520	\$2,404,732	\$3,974,680
<b>Subtotal (Monetary Cost)</b>	<b>\$6,047,828</b>	<b>\$2,667,632</b>	<b>\$1,264,872</b>	<b>\$2,526,120</b>	<b>\$5,158,538</b>	<b>\$17,664,990</b>
Quality of Life	\$35,530,504	\$13,859,362	\$4,597,530	\$7,598,760	\$4,059,000	\$65,645,156
<b>Total (Comprehensive Cost)</b>	<b>\$41,578,332</b>	<b>\$16,526,994</b>	<b>\$5,862,402</b>	<b>\$10,124,880</b>	<b>\$9,217,538</b>	<b>\$83,310,146</b>

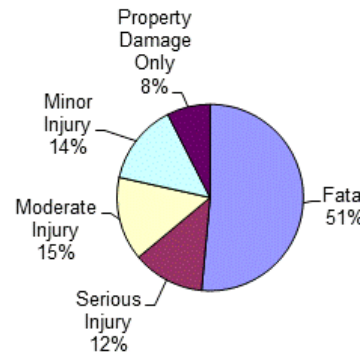
# Monroe County Older Driver Crashes (65+)

Crash Casualty Severity	Crash Casualties	Crash Costs
Fatal	7	\$72,762,081
Serious Injury	18	\$17,661,924
Moderate Injury	70	\$20,532,680
Minor Injury	127	\$19,806,539
Property Damage Only	739	\$10,615,735
<b>Total</b>	<b>961</b>	<b>\$141,378,959</b>
Average cost of crash casualty		\$147,117

Crash Casualties



Crash Costs

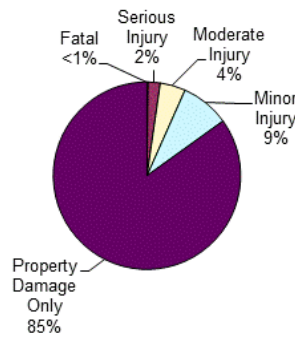


Costs of Older Driver Crashes in Monroe County (2021 dollars)						
	Fatal	Serious Injury	Moderate Injury	Minor Injury	Property Damage Only	Total
Medical Care	\$118,720	\$739,260	\$741,720	\$712,597	\$288,949	\$2,601,246
Work Loss	\$9,149,357	\$1,279,962	\$1,412,320	\$1,328,166	\$543,165	\$13,712,970
Public Services	\$7,630	\$6,102	\$13,300	\$17,653	\$39,906	\$84,591
Adjudication	\$907,403	\$270,288	\$288,400	\$272,669	\$100,504	\$1,839,264
Insurance Administration	\$240,009	\$239,040	\$364,350	\$394,208	\$379,846	\$1,617,453
Congestion & Environmental	\$51,324	\$32,490	\$124,600	\$225,679	\$1,318,376	\$1,752,469
Property Damage & Loss	\$109,256	\$234,270	\$675,010	\$970,788	\$2,122,408	\$4,111,732
<b>Subtotal (Monetary Cost)</b>	<b>\$10,583,699</b>	<b>\$2,801,412</b>	<b>\$3,619,700</b>	<b>\$3,921,760</b>	<b>\$4,793,154</b>	<b>\$25,719,725</b>
Quality of Life	\$62,178,382	\$14,860,512	\$16,912,980	\$15,884,779	\$5,822,581	\$115,659,234
<b>Total (Comprehensive Cost)</b>	<b>\$72,762,081</b>	<b>\$17,661,924</b>	<b>\$20,532,680</b>	<b>\$19,806,539</b>	<b>\$10,615,735</b>	<b>\$141,378,959</b>

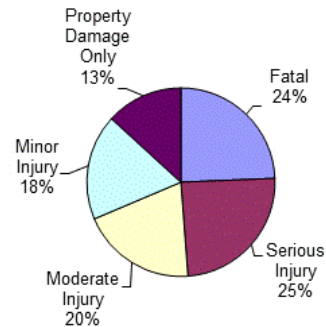
# Monroe County Medium/Large Truck Crashes

Crash Casualty Severity	Crash Casualties	Crash Costs
Fatal	1	\$10,432,467
Serious Injury	12	\$10,477,680
Moderate Injury	25	\$8,493,600
Minor Injury	48	\$7,775,232
Property Damage Only	484	\$5,660,380
<b>Total</b>	<b>570</b>	<b>\$42,839,359</b>
Average cost of crash casualty		\$75,157

Crash Casualties



Crash Costs



Costs of Medium/Large Truck Crashes in Monroe County (2021 dollars)						
	Fatal	Serious Injury	Moderate Injury	Minor Injury	Property Damage Only	Total
Medical Care	\$32,338	\$485,772	\$431,625	\$380,016	\$175,692	\$1,505,443
Work Loss	\$1,307,051	\$1,504,728	\$1,334,450	\$1,095,936	\$1,409,892	\$6,652,057
Public Services	\$1,096	\$3,852	\$4,375	\$9,216	\$22,748	\$41,287
Adjudication	\$141,870	\$174,132	\$70,850	\$72,096	\$76,956	\$535,904
Insurance Administration	\$34,040	\$136,788	\$91,250	\$107,040	\$265,232	\$634,350
Congestion & Environmental	\$7,583	\$22,404	\$45,875	\$88,176	\$893,948	\$1,057,986
Property Damage & Loss	\$25,863	\$128,676	\$205,325	\$300,240	\$1,393,920	\$2,054,024
<b>Subtotal (Monetary Cost)</b>	<b>\$1,549,841</b>	<b>\$2,456,352</b>	<b>\$2,183,750</b>	<b>\$2,052,720</b>	<b>\$4,238,388</b>	<b>\$12,481,051</b>
Quality of Life	\$8,882,626	\$8,021,328	\$6,309,850	\$5,722,512	\$1,421,992	\$30,358,308
<b>Total (Comprehensive Cost)</b>	<b>\$10,432,467</b>	<b>\$10,477,680</b>	<b>\$8,493,600</b>	<b>\$7,775,232</b>	<b>\$5,660,380</b>	<b>\$42,839,359</b>

# Monroe County Motorcycle Crashes

Injury Severity	Motorcyclist Crash Victims	Motorcyclist Victim Costs
Fatal	2	\$21,458,136
Serious Injury	22	\$21,372,362
Moderate Injury	25	\$6,657,600
Minor Injury	12	\$2,803,428
Property Damage Only	12	\$603,144
<b>Total</b>	<b>73</b>	<b>\$52,894,670</b>
Average cost of crash casualty		\$724,585

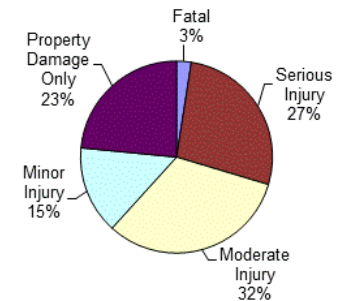
Injury Severity	Non-motorcyclist Crash Victims	Non-motorcyclist Victim Costs
Fatal	0	\$0
Serious Injury	0	\$0
Moderate Injury	1	\$194,433
Minor Injury	0	\$0
Property Damage Only	7	\$41,559
<b>Total</b>	<b>8</b>	<b>\$235,992</b>
Average cost of crash casualty		\$29,499

Motorcyclist Victim Costs in Motorcycle Crashes in Monroe County (2021 dollars)						
	Fatal	Serious Injury	Moderate Injury	Minor Injury	Property Damage Only	Total
Medical Care	\$39,360	\$890,604	\$237,225	\$99,720	\$18,648	\$1,285,557
Work Loss	\$2,955,754	\$1,612,138	\$479,550	\$201,612	\$38,172	\$5,287,226
Public Services	\$2,180	\$7,458	\$4,825	\$2,220	\$1,020	\$17,703
Adjudication	\$259,258	\$335,852	\$96,375	\$40,536	\$7,596	\$739,617
Insurance Administration	\$64,976	\$283,514	\$122,325	\$53,196	\$16,728	\$540,739
Congestion & Environmental	\$14,664	\$30,096	\$33,200	\$15,936	\$15,972	\$109,868
Property Damage & Loss	\$44,606	\$262,856	\$238,200	\$111,216	\$68,292	\$725,170
Subtotal (Monetary Cost)	\$3,380,798	\$3,422,518	\$1,211,700	\$524,436	\$166,428	\$8,705,880
Quality of Life	\$18,077,338	\$17,949,844	\$5,445,900	\$2,278,992	\$436,716	\$44,188,790
<b>Total (Comprehensive Cost)</b>	<b>\$21,458,136</b>	<b>\$21,372,362</b>	<b>\$6,657,600</b>	<b>\$2,803,428</b>	<b>\$603,144</b>	<b>\$52,894,670</b>

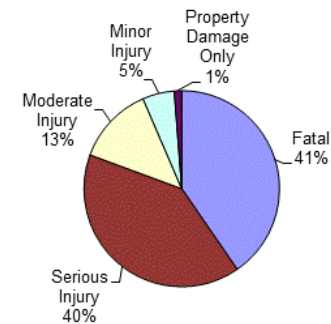
Non-motorcyclist Victim Costs in Motorcycle Crashes in Monroe County (2021 dollars)						
	Fatal	Serious Injury	Moderate Injury	Minor Injury	Property Damage Only	Total
Medical Care	\$0	\$0	\$7,041	\$0	\$0	\$7,041
Work Loss	\$0	\$0	\$13,160	\$0	\$861	\$14,021
Public Services	\$0	\$0	\$168	\$0	\$175	\$343
Adjudication	\$0	\$0	\$2,706	\$0	\$0	\$2,706
Insurance Administration	\$0	\$0	\$3,867	\$0	\$3,038	\$6,905
Congestion & Environmental	\$0	\$0	\$1,774	\$0	\$12,509	\$14,283
Property Damage & Loss	\$0	\$0	\$9,302	\$0	\$24,976	\$34,278
Subtotal (Monetary Cost)	\$0	\$0	\$38,018	\$0	\$41,559	\$79,577
Quality of Life	\$0	\$0	\$156,415	\$0	\$0	\$156,415
<b>Total (Comprehensive Cost)</b>	<b>\$0</b>	<b>\$0</b>	<b>\$194,433</b>	<b>\$0</b>	<b>\$41,559</b>	<b>\$235,992</b>

Costs of Motorcycle Crashes in Monroe County (2021 dollars)						
	Fatal	Serious Injury	Moderate Injury	Minor Injury	Property Damage Only	Total
Medical Care	\$39,360	\$890,604	\$244,266	\$99,720	\$18,648	\$1,292,598
Work Loss	\$2,955,754	\$1,612,138	\$492,710	\$201,612	\$39,033	\$5,301,247
Public Services	\$2,180	\$7,458	\$4,993	\$2,220	\$1,195	\$18,046
Adjudication	\$259,258	\$335,852	\$99,081	\$40,536	\$7,596	\$742,323
Insurance Administration	\$64,976	\$283,514	\$126,192	\$53,196	\$19,766	\$547,644
Congestion & Environmental	\$14,664	\$30,096	\$34,974	\$15,936	\$28,481	\$124,151
Property Damage & Loss	\$44,606	\$262,856	\$247,502	\$111,216	\$93,268	\$759,448
Subtotal (Monetary Cost)	\$3,380,798	\$3,422,518	\$1,249,718	\$524,436	\$207,987	\$8,785,457
Quality of Life	\$18,077,338	\$17,949,844	\$5,602,315	\$2,278,992	\$436,716	\$44,345,205
<b>Total (Comprehensive Cost)</b>	<b>\$21,458,136</b>	<b>\$21,372,362</b>	<b>\$6,852,033</b>	<b>\$2,803,428</b>	<b>\$644,703</b>	<b>\$53,130,662</b>

Crash Casualties



Crash Costs



# Monroe County Bicycle Crashes

Injury Severity	Bicyclist Crash Victims	Bicyclist Victim Costs
Fatal	0	\$0
Serious Injury	2	\$1,869,908
Moderate Injury	5	\$990,230
Minor Injury	3	\$380,676
Property Damage Only	4	\$54,704
<b>Total</b>	<b>14</b>	<b>\$3,295,518</b>
Average cost of crash casualty		\$235,394

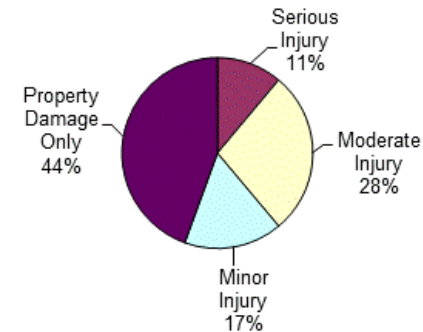
Injury Severity	Non-bicyclist Crash Victims	Non-bicyclist Victim Costs
Fatal	0	\$0
Serious Injury	0	\$0
Moderate Injury	0	\$0
Minor Injury	0	\$0
Property Damage Only	4	\$35,796
<b>Total</b>	<b>4</b>	<b>\$35,796</b>
Average cost of crash casualty		\$8,949

Bicyclist Victim Costs in Bicycle Crashes in Monroe County (2021 dollars)						
	Fatal	Serious Injury	Moderate Injury	Minor Injury	Property Damage Only	Total
Medical Care	\$0	\$81,056	\$34,495	\$12,816	\$1,856	\$130,223
Work Loss	\$0	\$151,724	\$71,175	\$25,053	\$3,316	\$251,268
Public Services	\$0	\$676	\$900	\$465	\$84	\$2,125
Adjudication	\$0	\$30,946	\$14,160	\$5,076	\$692	\$50,874
Insurance Administration	\$0	\$35,274	\$19,620	\$7,311	\$992	\$63,197
Congestion & Environmental	\$0	\$2,752	\$6,580	\$3,774	\$712	\$13,818
Property Damage & Loss	\$0	\$500	\$1,240	\$714	\$136	\$2,590
Subtotal (Monetary Cost)	\$0	\$302,928	\$148,170	\$55,209	\$7,788	\$514,095
Quality of Life	\$0	\$1,566,980	\$842,060	\$325,467	\$46,916	\$2,781,423
<b>Total (Comprehensive Cost)</b>	<b>\$0</b>	<b>\$1,869,908</b>	<b>\$990,230</b>	<b>\$380,676</b>	<b>\$54,704</b>	<b>\$3,295,518</b>

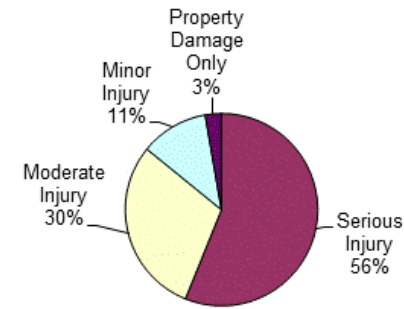
Non-bicyclist Victim Costs in Bicycle Crashes in Monroe County (2021 dollars)						
	Fatal	Serious Injury	Moderate Injury	Minor Injury	Property Damage Only	Total
Medical Care	\$0	\$0	\$0	\$0	\$736	\$736
Work Loss	\$0	\$0	\$0	\$0	\$1,620	\$1,620
Public Services	\$0	\$0	\$0	\$0	\$192	\$192
Adjudication	\$0	\$0	\$0	\$0	\$256	\$256
Insurance Administration	\$0	\$0	\$0	\$0	\$1,528	\$1,528
Congestion & Environmental	\$0	\$0	\$0	\$0	\$7,140	\$7,140
Property Damage & Loss	\$0	\$0	\$0	\$0	\$9,868	\$9,868
Subtotal (Monetary Cost)	\$0	\$0	\$0	\$0	\$21,340	\$21,340
Quality of Life	\$0	\$0	\$0	\$0	\$14,456	\$14,456
<b>Total (Comprehensive Cost)</b>	<b>\$0</b>	<b>\$0</b>	<b>\$0</b>	<b>\$0</b>	<b>\$35,796</b>	<b>\$35,796</b>

Costs of Bicycle Crashes in Monroe County (2021 dollars)						
	Fatal	Serious Injury	Moderate Injury	Minor Injury	Property Damage Only	Total
Medical Care	\$0	\$81,056	\$34,495	\$12,816	\$2,592	\$130,959
Work Loss	\$0	\$151,724	\$71,175	\$25,053	\$4,936	\$252,888
Public Services	\$0	\$676	\$900	\$465	\$276	\$2,317
Adjudication	\$0	\$30,946	\$14,160	\$5,076	\$948	\$51,130
Insurance Administration	\$0	\$35,274	\$19,620	\$7,311	\$2,520	\$64,725
Congestion & Environmental	\$0	\$2,752	\$6,580	\$3,774	\$7,852	\$20,958
Property Damage & Loss	\$0	\$500	\$1,240	\$714	\$10,004	\$12,458
Subtotal (Monetary Cost)	\$0	\$302,928	\$148,170	\$55,209	\$29,128	\$535,435
Quality of Life	\$0	\$1,566,980	\$842,060	\$325,467	\$61,372	\$2,795,879
<b>Total (Comprehensive Cost)</b>	<b>\$0</b>	<b>\$1,869,908</b>	<b>\$990,230</b>	<b>\$380,676</b>	<b>\$90,500</b>	<b>\$3,331,314</b>

Crash Casualties



Crash Costs



# Monroe County Pedestrian Crashes

Injury Severity	Pedestrian Crash Victims	Pedestrian Victim Costs
Fatal	3	\$29,203,053
Serious Injury	7	\$7,446,593
Moderate Injury	8	\$1,972,880
Minor Injury	11	\$1,711,622
Property Damage Only	5	\$79,640
<b>Total</b>	<b>34</b>	<b>\$40,413,788</b>
Average cost of crash casualty	\$1,188,641	

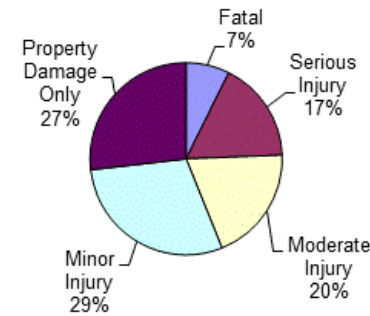
Injury Severity	Non-pedestrian Crash Victims	Non-pedestrian Victim Costs
Fatal	0	\$0
Serious Injury	0	\$0
Moderate Injury	0	\$0
Minor Injury	1	\$93,719
Property Damage Only	6	\$38,892
<b>Total</b>	<b>7</b>	<b>\$132,611</b>
Average cost of crash casualty	\$18,944	

	Fatal	Serious Injury	Moderate Injury	Minor Injury	Property Damage Only	Total
Medical Care	\$67,821	\$338,079	\$73,064	\$60,104	\$2,790	\$541,858
Work Loss	\$3,561,543	\$545,475	\$124,256	\$98,450	\$4,180	\$4,333,904
Public Services	\$3,270	\$2,366	\$1,440	\$1,705	\$105	\$8,886
Adjudication	\$388,887	\$118,531	\$26,496	\$21,274	\$935	\$556,123
Insurance Administration	\$145,782	\$136,136	\$36,112	\$30,019	\$1,305	\$349,354
Congestion & Environmental	\$21,996	\$9,632	\$10,528	\$13,838	\$890	\$56,884
Subtotal (Monetary Cost)	\$4,189,299	\$1,150,219	\$271,896	\$225,390	\$10,205	\$5,847,009
Quality of Life	\$25,013,754	\$6,296,374	\$1,700,984	\$1,486,232	\$69,435	\$34,566,779
<b>Total (Comprehensive Cost)</b>	<b>\$29,203,053</b>	<b>\$7,446,593</b>	<b>\$1,972,880</b>	<b>\$1,711,622</b>	<b>\$79,640</b>	<b>\$40,413,788</b>

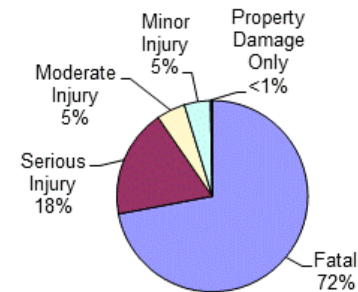
	Fatal	Serious Injury	Moderate Injury	Minor Injury	Property Damage Only	Total
Medical Care	\$0	\$0	\$0	\$3,606	\$1,104	\$4,710
Work Loss	\$0	\$0	\$0	\$6,489	\$2,430	\$8,919
Public Services	\$0	\$0	\$0	\$120	\$288	\$408
Adjudication	\$0	\$0	\$0	\$1,346	\$384	\$1,730
Insurance Administration	\$0	\$0	\$0	\$2,277	\$2,292	\$4,569
Congestion & Environmental	\$0	\$0	\$0	\$1,776	\$10,710	\$12,486
Subtotal (Monetary Cost)	\$0	\$0	\$0	\$15,614	\$17,208	\$32,822
Quality of Life	\$0	\$0	\$0	\$78,105	\$21,684	\$99,789
<b>Total (Comprehensive Cost)</b>	<b>\$0</b>	<b>\$0</b>	<b>\$0</b>	<b>\$93,719</b>	<b>\$38,892</b>	<b>\$132,611</b>

	Fatal	Serious Injury	Moderate Injury	Minor Injury	Property Damage Only	Total
Medical Care	\$67,821	\$338,079	\$73,064	\$63,710	\$3,894	\$546,568
Work Loss	\$3,561,543	\$545,475	\$124,256	\$104,939	\$6,610	\$4,342,823
Public Services	\$3,270	\$2,366	\$1,440	\$1,825	\$393	\$9,294
Adjudication	\$388,887	\$118,531	\$26,496	\$22,620	\$1,319	\$557,853
Insurance Administration	\$145,782	\$136,136	\$36,112	\$32,296	\$3,597	\$353,923
Congestion & Environmental	\$21,996	\$9,632	\$10,528	\$15,614	\$11,600	\$69,370
Subtotal (Monetary Cost)	\$4,189,299	\$1,150,219	\$271,896	\$241,004	\$27,413	\$5,879,831
Quality of Life	\$25,013,754	\$6,296,374	\$1,700,984	\$1,564,337	\$91,119	\$34,666,568
<b>Total (Comprehensive Cost)</b>	<b>\$29,203,053</b>	<b>\$7,446,593</b>	<b>\$1,972,880</b>	<b>\$1,805,341</b>	<b>\$118,532</b>	<b>\$40,546,399</b>

Crash Casualties



Crash Costs



# Montcalm County Traffic Crashes and Crime

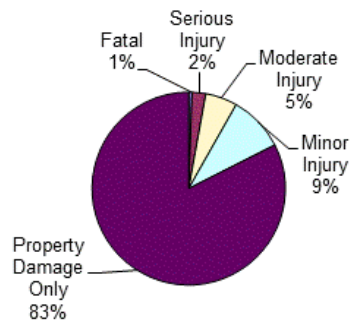
Crash Casualty Severity	Crash Casualties	Crash Costs
Fatal	14	\$145,524,162
Serious Injury	58	\$54,273,152
Moderate Injury	135	\$26,248,455
Minor Injury	236	\$23,762,840
Property Damage Only	2,085	\$18,658,665
<b>Total</b>	<b>2,528</b>	<b>\$268,467,274</b>
Average cost of crash casualty		\$106,197

Index Crime Category	Number of Crimes	Crime Costs
Murder	5	\$49,546,945
Rape	58	\$32,799,174
Aggravated Assault	112	\$5,213,376
Robbery	2	\$92,964
Larceny	549	\$2,350,269
Burglary	109	\$464,449
Motor Vehicle Theft	71	\$731,371
<b>Total</b>	<b>906</b>	<b>\$91,198,548</b>
Average cost of index crime		\$100,661

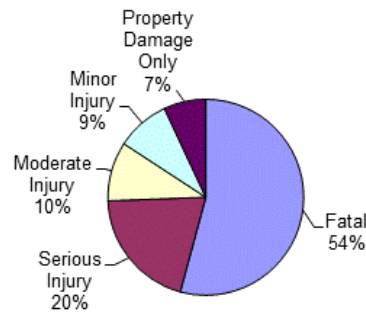
Costs of Crashes in Montcalm County (2021 dollars)						
	Fatal	Serious Injury	Moderate Injury	Minor Injury	Property Damage Only	Total
Medical Care	\$237,440	\$2,324,582	\$950,535	\$851,016	\$383,640	\$4,747,213
Work Loss	\$18,298,714	\$4,000,840	\$1,776,600	\$1,531,404	\$844,425	\$26,451,983
Public Services	\$15,260	\$19,314	\$22,680	\$28,320	\$100,080	\$185,654
Adjudication & Sanctioning	\$1,814,806	\$847,032	\$365,310	\$317,656	\$133,440	\$3,478,244
Insurance Administration	\$480,018	\$723,202	\$522,045	\$537,372	\$796,470	\$3,059,107
Congestion & Environmental	\$102,648	\$104,690	\$239,490	\$419,136	\$3,721,725	\$4,587,689
Property Damage & Loss	\$218,512	\$721,056	\$1,255,770	\$1,645,156	\$5,143,695	\$8,984,189
<b>Subtotal (Monetary Cost)</b>	<b>\$21,167,398</b>	<b>\$8,740,716</b>	<b>\$5,132,430</b>	<b>\$5,330,060</b>	<b>\$11,123,475</b>	<b>\$51,494,079</b>
Quality of Life	\$124,356,764	\$45,532,436	\$21,116,025	\$18,432,780	\$7,535,190	\$216,973,195
<b>Total (Comprehensive Cost)</b>	<b>\$145,524,162</b>	<b>\$54,273,152</b>	<b>\$26,248,455</b>	<b>\$23,762,840</b>	<b>\$18,658,665</b>	<b>\$268,467,274</b>

Costs of Index Crimes in Montcalm County (2021 dollars)								
	Murder	Rape	Aggravated Assault	Robbery	Larceny	Burglary	Motor Vehicle Theft	Total
Medical Care	\$64,465	\$195,692	\$236,880	\$3,966	\$0	\$0	\$0	\$501,003
Mental Health	\$60,625	\$381,930	\$45,696	\$398	\$0	\$0	\$0	\$488,649
Work Loss	\$5,801,290	\$413,366	\$254,912	\$9,212	\$17,019	\$4,251	\$8,307	\$6,508,357
Public Services	\$523,925	\$44,138	\$273,168	\$1,584	\$289,323	\$39,458	\$32,305	\$1,203,901
Adjudication & Sanctioning	\$2,445,230	\$2,623,804	\$671,440	\$28,994	\$1,424,655	\$84,039	\$141,290	\$7,419,452
Property Damage & Loss	\$1,055	\$10,962	\$9,408	\$2,754	\$619,272	\$336,701	\$549,469	\$1,529,621
<b>Subtotal (Monetary Cost)</b>	<b>\$8,896,590</b>	<b>\$3,669,892</b>	<b>\$1,491,504</b>	<b>\$46,908</b>	<b>\$2,350,269</b>	<b>\$464,449</b>	<b>\$731,371</b>	<b>\$17,650,983</b>
Quality of Life	\$40,650,355	\$29,129,282	\$3,721,872	\$46,056	\$0	\$0	\$0	\$73,547,565
<b>Total (Comprehensive Costs)</b>	<b>\$49,546,945</b>	<b>\$32,799,174</b>	<b>\$5,213,376</b>	<b>\$92,964</b>	<b>\$2,350,269</b>	<b>\$464,449</b>	<b>\$731,371</b>	<b>\$91,198,548</b>

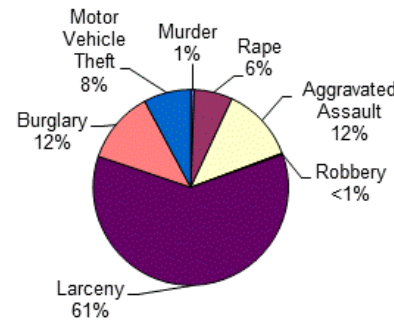
Crash Casualties



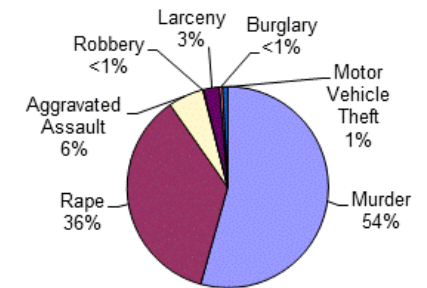
Crash Costs



Index Crimes



Index Crime Costs

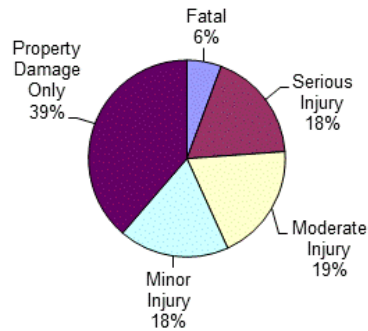




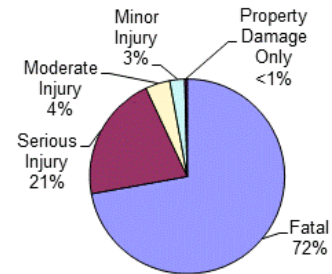
# Montcalm County Alcohol-Involved Crashes

Crash Casualty Severity	Crash Casualties	Crash Costs
Fatal	5	\$57,549,750
Serious Injury	16	\$16,669,984
Moderate Injury	17	\$3,252,214
Minor Injury	16	\$1,982,154
Property Damage Only	34	\$322,116
<b>Total</b>	<b>88</b>	<b>\$79,776,218</b>
Average cost of crash casualty		\$906,548

Crash Casualties



Crash Costs

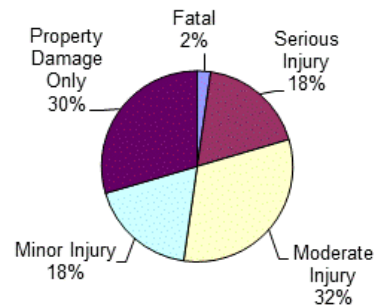


Costs of Alcohol-Involved Crashes in Montcalm County (2021 dollars)						
	Fatal	Serious Injury	Moderate Injury	Minor Injury	Property Damage Only	Total
Medical Care	\$84,800	\$714,304	\$111,282	\$69,056	\$7,140	\$986,582
Work Loss	\$7,823,805	\$1,199,984	\$209,763	\$122,352	\$14,858	\$9,370,762
Public Services	\$5,450	\$5,488	\$2,822	\$2,064	\$1,666	\$17,490
Adjudication & Sanctioning	\$648,145	\$265,600	\$46,733	\$27,280	\$2,788	\$990,546
Insurance Administration	\$171,435	\$219,536	\$73,882	\$47,712	\$14,790	\$527,355
Congestion & Environmental	\$36,660	\$28,912	\$28,368	\$60,282	\$60,690	\$214,912
Property Damage & Loss	\$78,040	\$201,600	\$159,902	\$124,704	\$86,700	\$650,946
<b>Subtotal (Monetary Cost)</b>	<b>\$8,848,335</b>	<b>\$2,635,424</b>	<b>\$632,752</b>	<b>\$453,450</b>	<b>\$188,632</b>	<b>\$12,758,593</b>
Quality of Life	\$48,701,415	\$14,034,560	\$2,619,462	\$1,528,704	\$133,484	\$67,017,625
<b>Total (Comprehensive Cost)</b>	<b>\$57,549,750</b>	<b>\$16,669,984</b>	<b>\$3,252,214</b>	<b>\$1,982,154</b>	<b>\$322,116</b>	<b>\$79,776,218</b>

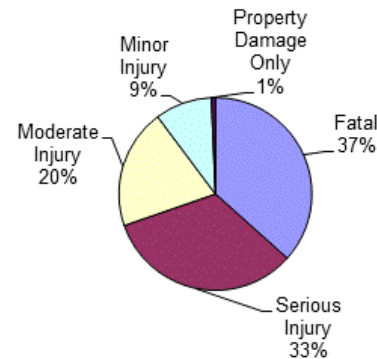
# Montcalm County Drug-Involved Crashes

Crash Casualty Severity	Crash Casualties	Crash Costs
Fatal	1	\$11,509,950
Serious Injury	8	\$10,382,576
Moderate Injury	14	\$6,311,018
Minor Injury	8	\$3,001,896
Property Damage Only	13	\$206,401
<b>Total</b>	<b>44</b>	<b>\$31,411,841</b>
Average cost of crash casualty	\$713,905	

Crash Casualties



Crash Costs

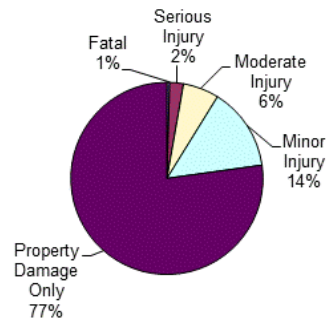


Costs of Drug-Involved Crashes in Montcalm County (2021 dollars)						
	Fatal	Serious Injury	Moderate Injury	Minor Injury	Property Damage Only	Total
Medical Care	\$16,960	\$434,128	\$230,664	\$109,272	\$5,421	\$796,445
Work Loss	\$1,564,761	\$739,672	\$441,084	\$205,024	\$11,206	\$2,961,747
Public Services	\$1,090	\$3,104	\$3,150	\$1,552	\$689	\$9,585
Adjudication & Sanctioning	\$129,629	\$161,832	\$94,472	\$44,312	\$2,288	\$432,533
Insurance Administration	\$34,287	\$135,536	\$108,836	\$51,896	\$7,319	\$337,874
Congestion & Environmental	\$7,332	\$14,528	\$24,976	\$14,280	\$23,205	\$84,321
Property Damage & Loss	\$15,608	\$108,864	\$148,750	\$73,616	\$35,321	\$382,159
<b>Subtotal (Monetary Cost)</b>	<b>\$1,769,667</b>	<b>\$1,597,664</b>	<b>\$1,051,932</b>	<b>\$499,952</b>	<b>\$85,449</b>	<b>\$5,004,664</b>
Quality of Life	\$9,740,283	\$8,784,912	\$5,259,086	\$2,501,944	\$120,952	\$26,407,177
<b>Total (Comprehensive Cost)</b>	<b>\$11,509,950</b>	<b>\$10,382,576</b>	<b>\$6,311,018</b>	<b>\$3,001,896</b>	<b>\$206,401</b>	<b>\$31,411,841</b>

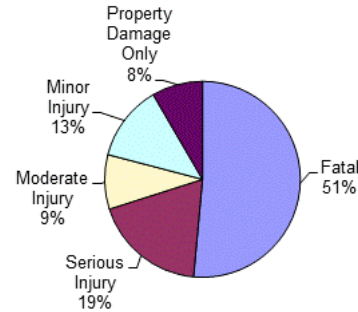
# Montcalm County Young Driver Crashes (<21)

Crash Casualty Severity	Crash Casualties	Crash Costs
Fatal	2	\$20,789,166
Serious Injury	10	\$7,512,270
Moderate Injury	26	\$3,629,106
Minor Injury	60	\$5,062,440
Property Damage Only	332	\$3,392,708
<b>Total</b>	<b>430</b>	<b>\$40,385,690</b>
Average cost of crash casualty		\$93,920

Crash Casualties



Crash Costs

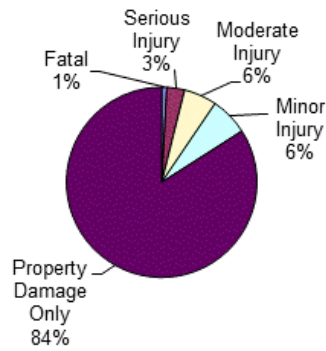


Costs of Young Driver Crashes in Montcalm County (2021 dollars)						
	Fatal	Serious Injury	Moderate Injury	Minor Injury	Property Damage Only	Total
Medical Care	\$33,920	\$316,960	\$125,008	\$187,980	\$77,688	\$741,556
Work Loss	\$2,614,102	\$540,070	\$240,084	\$331,860	\$157,368	\$3,883,484
Public Services	\$2,180	\$2,960	\$4,134	\$7,260	\$16,932	\$33,466
Adjudication	\$259,258	\$114,790	\$48,958	\$69,360	\$26,560	\$518,926
Insurance Administration	\$68,574	\$103,080	\$82,732	\$125,460	\$142,428	\$522,274
Congestion & Environmental	\$14,664	\$17,990	\$46,098	\$106,380	\$592,620	\$777,752
Property Damage & Loss	\$31,216	\$116,710	\$236,002	\$434,760	\$885,112	\$1,703,800
<b>Subtotal (Monetary Cost)</b>	<b>\$3,023,914</b>	<b>\$1,212,560</b>	<b>\$783,016</b>	<b>\$1,263,060</b>	<b>\$1,898,708</b>	<b>\$8,181,258</b>
Quality of Life	\$17,765,252	\$6,299,710	\$2,846,090	\$3,799,380	\$1,494,000	\$32,204,432
<b>Total (Comprehensive Cost)</b>	<b>\$20,789,166</b>	<b>\$7,512,270</b>	<b>\$3,629,106</b>	<b>\$5,062,440</b>	<b>\$3,392,708</b>	<b>\$40,385,690</b>

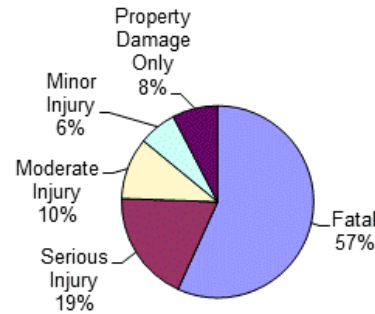
# Montcalm County Older Driver Crashes (65+)

Crash Casualty Severity	Crash Casualties	Crash Costs
Fatal	4	\$41,578,332
Serious Injury	14	\$13,737,052
Moderate Injury	26	\$7,626,424
Minor Injury	30	\$4,678,710
Property Damage Only	390	\$5,602,350
<b>Total</b>	<b>464</b>	<b>\$73,222,868</b>
Average cost of crash casualty	\$157,808	

Crash Casualties



Crash Costs

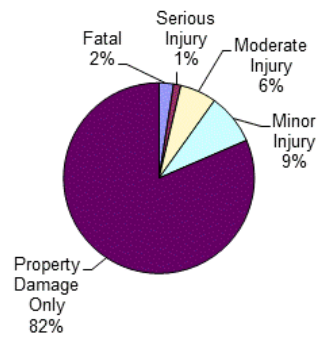


Costs of Older Driver Crashes in Montcalm County (2021 dollars)						
	Fatal	Serious Injury	Moderate Injury	Minor Injury	Property Damage Only	Total
Medical Care	\$67,840	\$574,980	\$275,496	\$168,330	\$152,490	\$1,239,136
Work Loss	\$5,228,204	\$995,526	\$524,576	\$313,740	\$286,650	\$7,348,696
Public Services	\$4,360	\$4,746	\$4,940	\$4,170	\$21,060	\$39,276
Adjudication	\$518,516	\$210,224	\$107,120	\$64,410	\$53,040	\$953,310
Insurance Administration	\$137,148	\$185,920	\$135,330	\$93,120	\$200,460	\$751,978
Congestion & Environmental	\$29,328	\$25,270	\$46,280	\$53,310	\$695,760	\$849,948
Property Damage & Loss	\$62,432	\$182,210	\$250,718	\$229,320	\$1,120,080	\$1,844,760
<b>Subtotal (Monetary Cost)</b>	<b>\$6,047,828</b>	<b>\$2,178,876</b>	<b>\$1,344,460</b>	<b>\$926,400</b>	<b>\$2,529,540</b>	<b>\$13,027,104</b>
Quality of Life	\$35,530,504	\$11,558,176	\$6,281,964	\$3,752,310	\$3,072,810	\$60,195,764
<b>Total (Comprehensive Cost)</b>	<b>\$41,578,332</b>	<b>\$13,737,052</b>	<b>\$7,626,424</b>	<b>\$4,678,710</b>	<b>\$5,602,350</b>	<b>\$73,222,868</b>

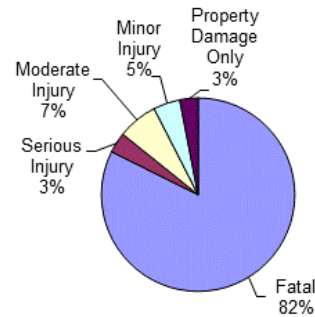
# Montcalm County Medium/Large Truck Crashes

Crash Casualty Severity	Crash Casualties	Crash Costs
Fatal	2	\$20,864,934
Serious Injury	1	\$873,140
Moderate Injury	5	\$1,698,720
Minor Injury	7	\$1,133,888
Property Damage Only	66	\$771,870
<b>Total</b>	<b>81</b>	<b>\$25,342,552</b>
Average cost of crash casualty		\$312,871

Crash Casualties



Crash Costs



Costs of Medium/Large Truck Crashes in Montcalm County (2021 dollars)						
	Fatal	Serious Injury	Moderate Injury	Minor Injury	Property Damage Only	Total
Medical Care	\$64,676	\$40,481	\$86,325	\$55,419	\$23,958	\$270,859
Work Loss	\$2,614,102	\$125,394	\$266,890	\$159,824	\$192,258	\$3,358,468
Public Services	\$2,192	\$321	\$875	\$1,344	\$3,102	\$7,834
Adjudication	\$283,740	\$14,511	\$14,170	\$10,514	\$10,494	\$333,429
Insurance Administration	\$68,080	\$11,399	\$18,250	\$15,610	\$36,168	\$149,507
Congestion & Environmental	\$15,166	\$1,867	\$9,175	\$12,859	\$121,902	\$160,969
Property Damage & Loss	\$51,726	\$10,723	\$41,065	\$43,785	\$190,080	\$337,379
<b>Subtotal (Monetary Cost)</b>	<b>\$3,099,682</b>	<b>\$204,696</b>	<b>\$436,750</b>	<b>\$299,355</b>	<b>\$577,962</b>	<b>\$4,618,445</b>
Quality of Life	\$17,765,252	\$668,444	\$1,261,970	\$834,533	\$193,908	\$20,724,107
<b>Total (Comprehensive Cost)</b>	<b>\$20,864,934</b>	<b>\$873,140</b>	<b>\$1,698,720</b>	<b>\$1,133,888</b>	<b>\$771,870</b>	<b>\$25,342,552</b>

# Montcalm County Motorcycle Crashes

Injury Severity	Motorcyclist Crash Victims	Motorcyclist Victim Costs
Fatal	1	\$10,729,068
Serious Injury	10	\$9,714,710
Moderate Injury	6	\$1,597,824
Minor Injury	3	\$700,857
Property Damage Only	4	\$201,048
<b>Total</b>	<b>24</b>	<b>\$22,943,507</b>
Average cost of crash casualty		\$955,979

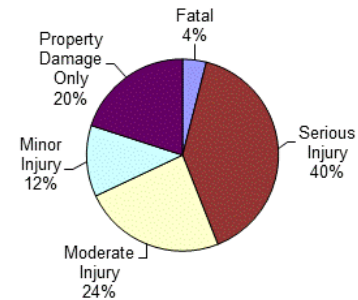
Injury Severity	Non-motorcyclist Crash Victims	Non-motorcyclist Victim Costs
Fatal	0	\$0
Serious Injury	0	\$0
Moderate Injury	0	\$0
Minor Injury	0	\$0
Property Damage Only	1	\$5,937
<b>Total</b>	<b>1</b>	<b>\$5,937</b>
Average cost of crash casualty		\$5,937

Motorcyclist Victim Costs in Motorcycle Crashes in Montcalm County (2021 dollars)						
	Fatal	Serious Injury	Moderate Injury	Minor Injury	Property Damage Only	Total
Medical Care	\$19,680	\$404,820	\$56,934	\$24,930	\$6,216	\$512,580
Work Loss	\$1,477,877	\$732,790	\$115,092	\$50,403	\$12,724	\$2,388,886
Public Services	\$1,090	\$3,390	\$1,158	\$555	\$340	\$6,533
Adjudication	\$129,629	\$152,660	\$23,130	\$10,134	\$2,532	\$318,085
Insurance Administration	\$32,488	\$128,870	\$29,358	\$13,299	\$5,576	\$209,591
Congestion & Environmental	\$7,332	\$13,680	\$7,968	\$3,984	\$5,324	\$38,288
Property Damage & Loss	\$22,303	\$119,480	\$57,168	\$27,804	\$22,764	\$249,519
Subtotal (Monetary Cost)	\$1,690,399	\$1,555,690	\$290,808	\$131,109	\$55,476	\$3,723,482
Quality of Life	\$9,038,669	\$8,159,020	\$1,307,016	\$569,748	\$145,572	\$19,220,025
<b>Total (Comprehensive Cost)</b>	<b>\$10,729,068</b>	<b>\$9,714,710</b>	<b>\$1,597,824</b>	<b>\$700,857</b>	<b>\$201,048</b>	<b>\$22,943,507</b>

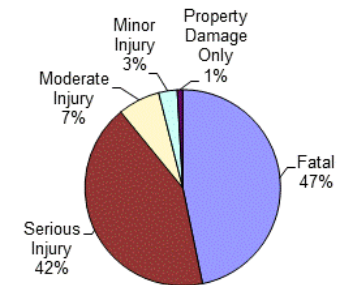
Non-motorcyclist Victim Costs in Motorcycle Crashes in Montcalm County (2021 dollars)						
	Fatal	Serious Injury	Moderate Injury	Minor Injury	Property Damage Only	Total
Medical Care	\$0	\$0	\$0	\$0	\$0	\$0
Work Loss	\$0	\$0	\$0	\$0	\$123	\$123
Public Services	\$0	\$0	\$0	\$0	\$25	\$25
Adjudication	\$0	\$0	\$0	\$0	\$0	\$0
Insurance Administration	\$0	\$0	\$0	\$0	\$434	\$434
Congestion & Environmental	\$0	\$0	\$0	\$0	\$1,787	\$1,787
Property Damage & Loss	\$0	\$0	\$0	\$0	\$3,568	\$3,568
Subtotal (Monetary Cost)	\$0	\$0	\$0	\$0	\$5,937	\$5,937
Quality of Life	\$0	\$0	\$0	\$0	\$0	\$0
<b>Total (Comprehensive Cost)</b>	<b>\$0</b>	<b>\$0</b>	<b>\$0</b>	<b>\$0</b>	<b>\$5,937</b>	<b>\$5,937</b>

Costs of Motorcycle Crashes in Montcalm County (2021 dollars)						
	Fatal	Serious Injury	Moderate Injury	Minor Injury	Property Damage Only	Total
Medical Care	\$19,680	\$404,820	\$56,934	\$24,930	\$6,216	\$512,580
Work Loss	\$1,477,877	\$732,790	\$115,092	\$50,403	\$12,847	\$2,389,009
Public Services	\$1,090	\$3,390	\$1,158	\$555	\$365	\$6,558
Adjudication	\$129,629	\$152,660	\$23,130	\$10,134	\$2,532	\$318,085
Insurance Administration	\$32,488	\$128,870	\$29,358	\$13,299	\$6,010	\$210,025
Congestion & Environmental	\$7,332	\$13,680	\$7,968	\$3,984	\$7,111	\$40,075
Property Damage & Loss	\$22,303	\$119,480	\$57,168	\$27,804	\$26,332	\$253,087
Subtotal (Monetary Cost)	\$1,690,399	\$1,555,690	\$290,808	\$131,109	\$61,413	\$3,729,419
Quality of Life	\$9,038,669	\$8,159,020	\$1,307,016	\$569,748	\$145,572	\$19,220,025
<b>Total (Comprehensive Cost)</b>	<b>\$10,729,068</b>	<b>\$9,714,710</b>	<b>\$1,597,824</b>	<b>\$700,857</b>	<b>\$206,985</b>	<b>\$22,949,444</b>

Crash Casualties



Crash Costs



# Montcalm County Bicycle Crashes

Injury Severity	Bicyclist Crash Victims	Bicyclist Victim Costs
Fatal	1	\$9,720,902
Serious Injury	0	\$0
Moderate Injury	1	\$198,046
Minor Injury	0	\$0
Property Damage Only	1	\$13,676
<b>Total</b>	<b>3</b>	<b>\$9,932,624</b>
Average cost of crash casualty	\$3,310,875	

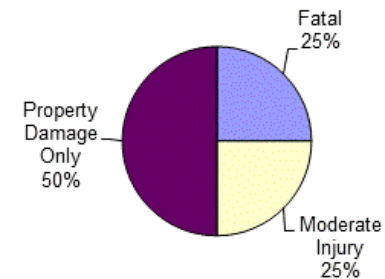
Injury Severity	Non-bicyclist Crash Victims	Non-bicyclist Victim Costs
Fatal	0	\$0
Serious Injury	0	\$0
Moderate Injury	0	\$0
Minor Injury	0	\$0
Property Damage Only	1	\$8,949
<b>Total</b>	<b>1</b>	<b>\$8,949</b>
Average cost of crash casualty	\$8,949	

Bicyclist Victim Costs in Bicycle Crashes in Montcalm County (2021 dollars)						
	Fatal	Serious Injury	Moderate Injury	Minor Injury	Property Damage Only	Total
Medical Care	\$25,971	\$0	\$6,899	\$0	\$464	\$33,334
Work Loss	\$1,189,275	\$0	\$14,235	\$0	\$829	\$1,204,339
Public Services	\$1,090	\$0	\$180	\$0	\$21	\$1,291
Adjudication	\$235,689	\$0	\$2,832	\$0	\$173	\$238,694
Insurance Administration	\$48,594	\$0	\$3,924	\$0	\$248	\$52,766
Congestion & Environmental	\$7,332	\$0	\$1,316	\$0	\$178	\$8,826
Property Damage & Loss	\$250	\$0	\$248	\$0	\$34	\$532
Subtotal (Monetary Cost)	\$1,508,201	\$0	\$29,634	\$0	\$1,947	\$1,539,782
Quality of Life	\$8,212,701	\$0	\$168,412	\$0	\$11,729	\$8,392,842
<b>Total (Comprehensive Cost)</b>	<b>\$9,720,902</b>	<b>\$0</b>	<b>\$198,046</b>	<b>\$0</b>	<b>\$13,676</b>	<b>\$9,932,624</b>

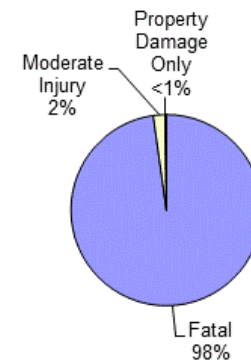
Non-bicyclist Victim Costs in Bicycle Crashes in Montcalm County (2021 dollars)						
	Fatal	Serious Injury	Moderate Injury	Minor Injury	Property Damage Only	Total
Medical Care	\$0	\$0	\$0	\$0	\$184	\$184
Work Loss	\$0	\$0	\$0	\$0	\$405	\$405
Public Services	\$0	\$0	\$0	\$0	\$48	\$48
Adjudication	\$0	\$0	\$0	\$0	\$64	\$64
Insurance Administration	\$0	\$0	\$0	\$0	\$382	\$382
Congestion & Environmental	\$0	\$0	\$0	\$0	\$1,785	\$1,785
Property Damage & Loss	\$0	\$0	\$0	\$0	\$2,467	\$2,467
Subtotal (Monetary Cost)	\$0	\$0	\$0	\$0	\$5,335	\$5,335
Quality of Life	\$0	\$0	\$0	\$0	\$3,614	\$3,614
<b>Total (Comprehensive Cost)</b>	<b>\$0</b>	<b>\$0</b>	<b>\$0</b>	<b>\$0</b>	<b>\$8,949</b>	<b>\$8,949</b>

Costs of Bicycle Crashes in Montcalm County (2021 dollars)						
	Fatal	Serious Injury	Moderate Injury	Minor Injury	Property Damage Only	Total
Medical Care	\$25,971	\$0	\$6,899	\$0	\$648	\$33,518
Work Loss	\$1,189,275	\$0	\$14,235	\$0	\$1,234	\$1,204,744
Public Services	\$1,090	\$0	\$180	\$0	\$69	\$1,339
Adjudication	\$235,689	\$0	\$2,832	\$0	\$237	\$238,758
Insurance Administration	\$48,594	\$0	\$3,924	\$0	\$630	\$53,148
Congestion & Environmental	\$7,332	\$0	\$1,316	\$0	\$1,963	\$10,611
Property Damage & Loss	\$250	\$0	\$248	\$0	\$2,501	\$2,999
Subtotal (Monetary Cost)	\$1,508,201	\$0	\$29,634	\$0	\$7,282	\$1,545,117
Quality of Life	\$8,212,701	\$0	\$168,412	\$0	\$15,343	\$8,396,456
<b>Total (Comprehensive Cost)</b>	<b>\$9,720,902</b>	<b>\$0</b>	<b>\$198,046</b>	<b>\$0</b>	<b>\$22,625</b>	<b>\$9,941,573</b>

Crash Casualties



Crash Costs



# Montcalm County Pedestrian Crashes

Injury Severity	Pedestrian Crash Victims	Pedestrian Victim Costs
Fatal	0	\$0
Serious Injury	0	\$0
Moderate Injury	5	\$1,233,050
Minor Injury	4	\$622,408
Property Damage Only	2	\$31,856
<b>Total</b>	<b>11</b>	<b>\$1,887,314</b>
Average cost of crash casualty	\$171,574	

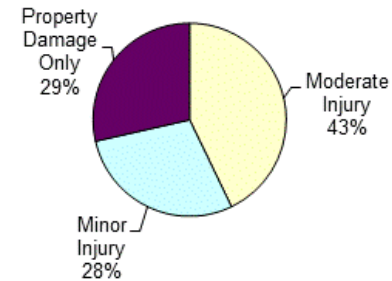
Injury Severity	Non-pedestrian Crash Victims	Non-pedestrian Victim Costs
Fatal	0	\$0
Serious Injury	0	\$0
Moderate Injury	1	\$185,131
Minor Injury	0	\$0
Property Damage Only	2	\$12,964
<b>Total</b>	<b>3</b>	<b>\$198,095</b>
Average cost of crash casualty	\$66,032	

	Fatal	Serious Injury	Moderate Injury	Minor Injury	Property Damage Only	Total
Medical Care	\$0	\$0	\$45,665	\$21,856	\$1,116	\$68,637
Work Loss	\$0	\$0	\$77,660	\$35,800	\$1,672	\$115,132
Public Services	\$0	\$0	\$900	\$620	\$42	\$1,562
Adjudication	\$0	\$0	\$16,560	\$7,736	\$374	\$24,670
Insurance Administration	\$0	\$0	\$22,570	\$10,916	\$522	\$34,008
Congestion & Environmental	\$0	\$0	\$6,580	\$5,032	\$356	\$11,968
Subtotal (Monetary Cost)	\$0	\$0	\$169,935	\$81,960	\$4,082	\$255,977
Quality of Life	\$0	\$0	\$1,063,115	\$540,448	\$27,774	\$1,631,337
<b>Total (Comprehensive Cost)</b>	<b>\$0</b>	<b>\$0</b>	<b>\$1,233,050</b>	<b>\$622,408</b>	<b>\$31,856</b>	<b>\$1,887,314</b>

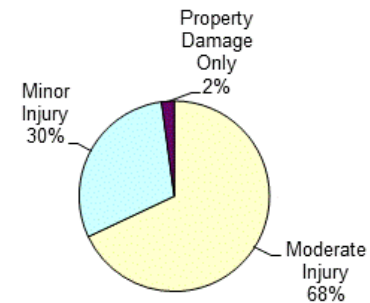
	Fatal	Serious Injury	Moderate Injury	Minor Injury	Property Damage Only	Total
Medical Care	\$0	\$0	\$7,041	\$0	\$368	\$7,409
Work Loss	\$0	\$0	\$13,160	\$0	\$810	\$13,970
Public Services	\$0	\$0	\$168	\$0	\$96	\$264
Adjudication	\$0	\$0	\$2,706	\$0	\$128	\$2,834
Insurance Administration	\$0	\$0	\$3,867	\$0	\$764	\$4,631
Congestion & Environmental	\$0	\$0	\$1,774	\$0	\$3,570	\$5,344
Subtotal (Monetary Cost)	\$0	\$0	\$28,716	\$0	\$5,736	\$34,452
Quality of Life	\$0	\$0	\$156,415	\$0	\$7,228	\$163,643
<b>Total (Comprehensive Cost)</b>	<b>\$0</b>	<b>\$0</b>	<b>\$185,131</b>	<b>\$0</b>	<b>\$12,964</b>	<b>\$198,095</b>

	Fatal	Serious Injury	Moderate Injury	Minor Injury	Property Damage Only	Total
Medical Care	\$0	\$0	\$52,706	\$21,856	\$1,484	\$76,046
Work Loss	\$0	\$0	\$90,820	\$35,800	\$2,482	\$129,102
Public Services	\$0	\$0	\$1,068	\$620	\$138	\$1,826
Adjudication	\$0	\$0	\$19,266	\$7,736	\$502	\$27,504
Insurance Administration	\$0	\$0	\$26,437	\$10,916	\$1,286	\$38,639
Congestion & Environmental	\$0	\$0	\$8,354	\$5,032	\$3,926	\$17,312
Subtotal (Monetary Cost)	\$0	\$0	\$198,651	\$81,960	\$9,818	\$290,429
Quality of Life	\$0	\$0	\$1,219,530	\$540,448	\$35,002	\$1,794,980
<b>Total (Comprehensive Cost)</b>	<b>\$0</b>	<b>\$0</b>	<b>\$1,418,181</b>	<b>\$622,408</b>	<b>\$44,820</b>	<b>\$2,085,409</b>

Crash Casualties



Crash Costs





# Montmorency County Traffic Crashes and Crime

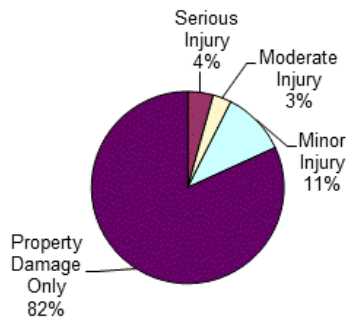
Crash Casualty Severity	Crash Casualties	Crash Costs
Fatal	0	\$0
Serious Injury	18	\$16,843,392
Moderate Injury	13	\$2,527,629
Minor Injury	45	\$4,531,050
Property Damage Only	342	\$3,060,558
<b>Total</b>	<b>418</b>	<b>\$26,962,629</b>
Average cost of crash casualty		\$64,504

Index Crime Category	Number of Crimes	Crime Costs
Murder	0	\$0
Rape	1	\$565,503
Aggravated Assault	7	\$325,836
Robbery	0	\$0
Larceny	7	\$29,967
Burglary	7	\$29,827
Motor Vehicle Theft	1	\$10,301
<b>Total</b>	<b>23</b>	<b>\$961,434</b>
Average cost of index crime		\$41,801

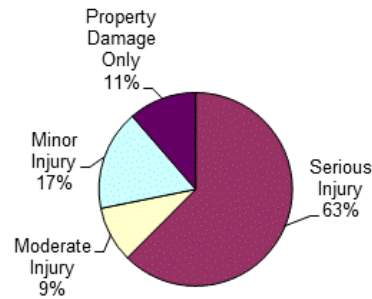
Costs of Crashes in Montmorency County (2021 dollars)						
	Fatal	Serious Injury	Moderate Injury	Minor Injury	Property Damage Only	Total
Medical Care	\$0	\$721,422	\$91,533	\$162,270	\$62,928	\$1,038,153
Work Loss	\$0	\$1,241,640	\$171,080	\$292,005	\$138,510	\$1,843,235
Public Services	\$0	\$5,994	\$2,184	\$5,400	\$16,416	\$29,994
Adjudication & Sanctioning	\$0	\$262,872	\$35,178	\$60,570	\$21,888	\$380,508
Insurance Administration	\$0	\$224,442	\$50,271	\$102,465	\$130,644	\$507,822
Congestion & Environmental	\$0	\$32,490	\$23,062	\$79,920	\$610,470	\$745,942
Property Damage & Loss	\$0	\$223,776	\$120,926	\$313,695	\$843,714	\$1,502,111
<b>Subtotal (Monetary Cost)</b>	<b>\$0</b>	<b>\$2,712,636</b>	<b>\$494,234</b>	<b>\$1,016,325</b>	<b>\$1,824,570</b>	<b>\$6,047,765</b>
Quality of Life	\$0	\$14,130,756	\$2,033,395	\$3,514,725	\$1,235,988	\$20,914,864
<b>Total (Comprehensive Cost)</b>	<b>\$0</b>	<b>\$16,843,392</b>	<b>\$2,527,629</b>	<b>\$4,531,050</b>	<b>\$3,060,558</b>	<b>\$26,962,629</b>

Costs of Index Crimes in Montmorency County (2021 dollars)								
	Murder	Rape	Aggravated Assault	Robbery	Larceny	Burglary	Motor Vehicle Theft	Total
Medical Care	\$0	\$3,374	\$14,805	\$0	\$0	\$0	\$0	\$18,179
Mental Health	\$0	\$6,585	\$2,856	\$0	\$0	\$0	\$0	\$9,441
Work Loss	\$0	\$7,127	\$15,932	\$0	\$217	\$273	\$117	\$23,666
Public Services	\$0	\$761	\$17,073	\$0	\$3,689	\$2,534	\$455	\$24,512
Adjudication & Sanctioning	\$0	\$45,238	\$41,965	\$0	\$18,165	\$5,397	\$1,990	\$112,755
Property Damage & Loss	\$0	\$189	\$588	\$0	\$7,896	\$21,623	\$7,739	\$38,035
<b>Subtotal (Monetary Cost)</b>	<b>\$0</b>	<b>\$63,274</b>	<b>\$93,219</b>	<b>\$0</b>	<b>\$29,967</b>	<b>\$29,827</b>	<b>\$10,301</b>	<b>\$226,588</b>
Quality of Life	\$0	\$502,229	\$232,617	\$0	\$0	\$0	\$0	\$734,846
<b>Total (Comprehensive Costs)</b>	<b>\$0</b>	<b>\$565,503</b>	<b>\$325,836</b>	<b>\$0</b>	<b>\$29,967</b>	<b>\$29,827</b>	<b>\$10,301</b>	<b>\$961,434</b>

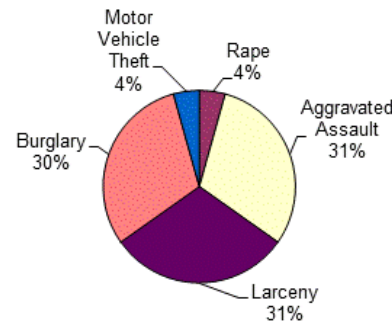
Crash Casualties



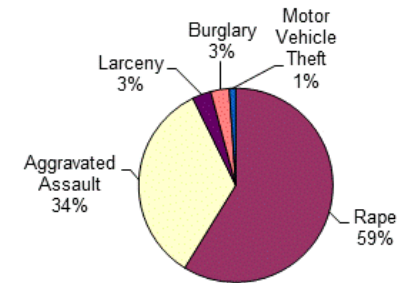
Crash Costs



Index Crimes



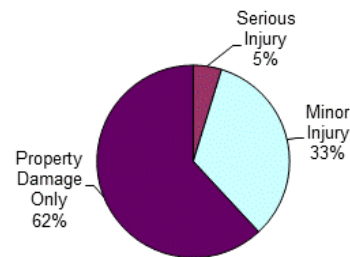
Index Crime Costs



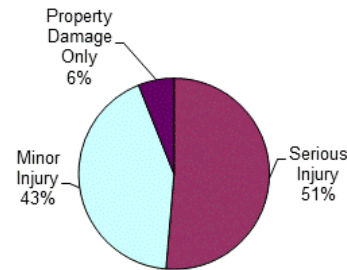
# Montmorency County Alcohol-Involved Crashes

Crash Casualty Severity	Crash Casualties	Crash Costs
Fatal	0	\$0
Serious Injury	1	\$1,041,874
Moderate Injury	0	\$12,411
Minor Injury	7	\$863,868
Property Damage Only	13	\$123,162
<b>Total</b>	<b>21</b>	<b>\$2,041,315</b>
Average cost of crash casualty	\$97,205	

Crash Casualties



Crash Costs



Costs of Alcohol-Involved Crashes in Montmorency County (2021 dollars)						
	Fatal	Serious Injury	Moderate Injury	Minor Injury	Property Damage Only	Total
Medical Care	\$0	\$44,644	\$0	\$30,212	\$2,730	\$77,586
Work Loss	\$0	\$74,999	\$0	\$53,529	\$5,681	\$134,209
Public Services	\$0	\$343	\$0	\$903	\$637	\$1,883
Adjudication & Sanctioning	\$0	\$16,600	\$0	\$11,935	\$1,066	\$29,601
Insurance Administration	\$0	\$13,721	\$0	\$20,874	\$5,655	\$40,250
Congestion & Environmental	\$0	\$1,807	\$12,411	\$23,049	\$23,205	\$60,472
Property Damage & Loss	\$0	\$12,600	\$0	\$54,558	\$33,150	\$100,308
<b>Subtotal (Monetary Cost)</b>	<b>\$0</b>	<b>\$164,714</b>	<b>\$12,411</b>	<b>\$195,060</b>	<b>\$72,124</b>	<b>\$444,309</b>
Quality of Life	\$0	\$877,160	\$0	\$668,808	\$51,038	\$1,597,006
<b>Total (Comprehensive Cost)</b>	<b>\$0</b>	<b>\$1,041,874</b>	<b>\$12,411</b>	<b>\$863,868</b>	<b>\$123,162</b>	<b>\$2,041,315</b>

# Montmorency County Drug-Involved Crashes

Crash Casualty Severity	Crash Casualties	Crash Costs
Fatal	0	\$0
Serious Injury	0	\$0
Moderate Injury	0	\$0
Minor Injury	0	\$0
Property Damage Only	3	\$47,631
<b>Total</b>	<b>3</b>	<b>\$47,631</b>
Average cost of crash casualty	\$15,877	

Crash Casualties



Property  
Damage  
Only  
100%

Crash Costs



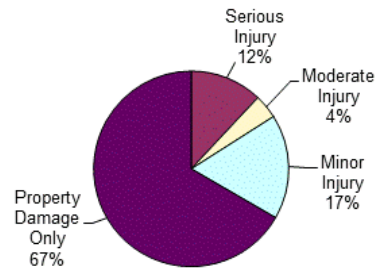
Property  
Damage  
Only  
100%

	Fatal	Serious Injury	Moderate Injury	Minor Injury	Property Damage Only	Total
Medical Care	\$0	\$0	\$0	\$0	\$1,251	\$1,251
Work Loss	\$0	\$0	\$0	\$0	\$2,586	\$2,586
Public Services	\$0	\$0	\$0	\$0	\$159	\$159
Adjudication & Sanctioning	\$0	\$0	\$0	\$0	\$528	\$528
Insurance Administration	\$0	\$0	\$0	\$0	\$1,689	\$1,689
Congestion & Environmental	\$0	\$0	\$0	\$0	\$5,355	\$5,355
Property Damage & Loss	\$0	\$0	\$0	\$0	\$8,151	\$8,151
<b>Subtotal (Monetary Cost)</b>	<b>\$0</b>	<b>\$0</b>	<b>\$0</b>	<b>\$0</b>	<b>\$19,719</b>	<b>\$19,719</b>
Quality of Life	\$0	\$0	\$0	\$0	\$27,912	\$27,912
<b>Total (Comprehensive Cost)</b>	<b>\$0</b>	<b>\$0</b>	<b>\$0</b>	<b>\$0</b>	<b>\$47,631</b>	<b>\$47,631</b>

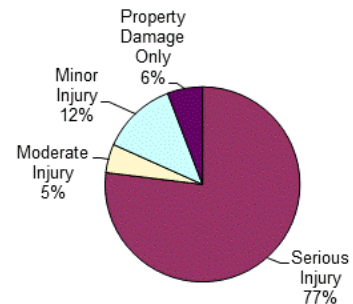
# Montmorency County Young Driver Crashes (<21)

Crash Casualty Severity	Crash Casualties	Crash Costs
Fatal	0	\$0
Serious Injury	9	\$6,761,043
Moderate Injury	3	\$418,743
Minor Injury	13	\$1,096,862
Property Damage Only	50	\$510,950
<b>Total</b>	<b>75</b>	<b>\$8,787,598</b>
Average cost of crash casualty		\$117,168

Crash Casualties



Crash Costs

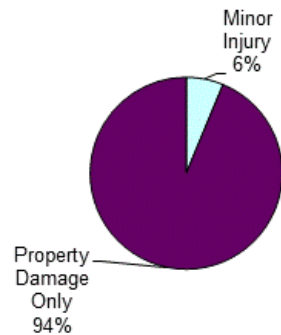


Costs of Young Driver Crashes in Montmorency County (2021 dollars)						
	Fatal	Serious Injury	Moderate Injury	Minor Injury	Property Damage Only	Total
Medical Care	\$0	\$285,264	\$14,424	\$40,729	\$11,700	\$352,117
Work Loss	\$0	\$486,063	\$27,702	\$71,903	\$23,700	\$609,368
Public Services	\$0	\$2,664	\$477	\$1,573	\$2,550	\$7,264
Adjudication	\$0	\$103,311	\$5,649	\$15,028	\$4,000	\$127,988
Insurance Administration	\$0	\$92,772	\$9,546	\$27,183	\$21,450	\$150,951
Congestion & Environmental	\$0	\$16,191	\$5,319	\$23,049	\$89,250	\$133,809
Property Damage & Loss	\$0	\$105,039	\$27,231	\$94,198	\$133,300	\$359,768
<b>Subtotal (Monetary Cost)</b>	<b>\$0</b>	<b>\$1,091,304</b>	<b>\$90,348</b>	<b>\$273,663</b>	<b>\$285,950</b>	<b>\$1,741,265</b>
Quality of Life	\$0	\$5,669,739	\$328,395	\$823,199	\$225,000	\$7,046,333
<b>Total (Comprehensive Cost)</b>	<b>\$0</b>	<b>\$6,761,043</b>	<b>\$418,743</b>	<b>\$1,096,862</b>	<b>\$510,950</b>	<b>\$8,787,598</b>

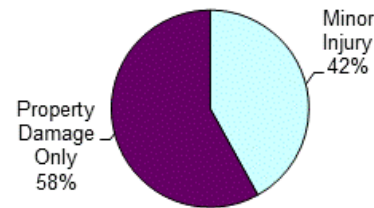
# Montmorency County Older Driver Crashes (65+)

Crash Casualty Severity	Crash Casualties	Crash Costs
Fatal	0	\$0
Serious Injury	0	\$0
Moderate Injury	0	\$0
Minor Injury	4	\$623,828
Property Damage Only	60	\$861,900
<b>Total</b>	<b>64</b>	<b>\$1,485,728</b>
Average cost of crash casualty	\$23,215	

Crash Casualties



Crash Costs

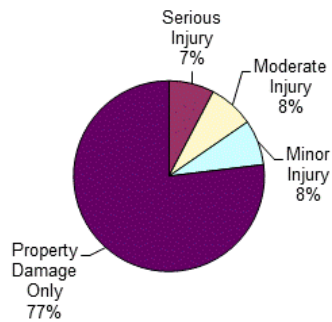


Costs of Older Driver Crashes in Montmorency County (2021 dollars)						
	Fatal	Serious Injury	Moderate Injury	Minor Injury	Property Damage Only	Total
Medical Care	\$0	\$0	\$0	\$22,444	\$23,460	\$45,904
Work Loss	\$0	\$0	\$0	\$41,832	\$44,100	\$85,932
Public Services	\$0	\$0	\$0	\$556	\$3,240	\$3,796
Adjudication	\$0	\$0	\$0	\$8,588	\$8,160	\$16,748
Insurance Administration	\$0	\$0	\$0	\$12,416	\$30,840	\$43,256
Congestion & Environmental	\$0	\$0	\$0	\$7,108	\$107,040	\$114,148
Property Damage & Loss	\$0	\$0	\$0	\$30,576	\$172,320	\$202,896
<b>Subtotal (Monetary Cost)</b>	<b>\$0</b>	<b>\$0</b>	<b>\$0</b>	<b>\$123,520</b>	<b>\$389,160</b>	<b>\$512,680</b>
Quality of Life	\$0	\$0	\$0	\$500,308	\$472,740	\$973,048
<b>Total (Comprehensive Cost)</b>	<b>\$0</b>	<b>\$0</b>	<b>\$0</b>	<b>\$623,828</b>	<b>\$861,900</b>	<b>\$1,485,728</b>

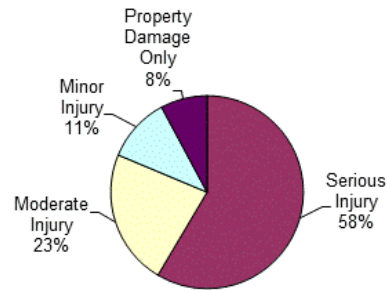
# Montmorency County Medium/Large Truck Crashes

Crash Casualty Severity	Crash Casualties	Crash Costs
Fatal	0	\$0
Serious Injury	1	\$873,140
Moderate Injury	1	\$339,744
Minor Injury	1	\$161,984
Property Damage Only	10	\$116,950
<b>Total</b>	<b>13</b>	<b>\$1,491,818</b>
Average cost of crash casualty		\$114,755

Crash Casualties



Crash Costs



Costs of Medium/Large Truck Crashes in Montmorency County (2021 dollars)						
	Fatal	Serious Injury	Moderate Injury	Minor Injury	Property Damage Only	Total
Medical Care	\$0	\$40,481	\$17,265	\$7,917	\$3,630	\$69,293
Work Loss	\$0	\$125,394	\$53,378	\$22,832	\$29,130	\$230,734
Public Services	\$0	\$321	\$175	\$192	\$470	\$1,158
Adjudication	\$0	\$14,511	\$2,834	\$1,502	\$1,590	\$20,437
Insurance Administration	\$0	\$11,399	\$3,650	\$2,230	\$5,480	\$22,759
Congestion & Environmental	\$0	\$1,867	\$1,835	\$1,837	\$18,470	\$24,009
Property Damage & Loss	\$0	\$10,723	\$8,213	\$6,255	\$28,800	\$53,991
<b>Subtotal (Monetary Cost)</b>	<b>\$0</b>	<b>\$204,696</b>	<b>\$87,350</b>	<b>\$42,765</b>	<b>\$87,570</b>	<b>\$422,381</b>
Quality of Life	\$0	\$668,444	\$252,394	\$119,219	\$29,380	\$1,069,437
<b>Total (Comprehensive Cost)</b>	<b>\$0</b>	<b>\$873,140</b>	<b>\$339,744</b>	<b>\$161,984</b>	<b>\$116,950</b>	<b>\$1,491,818</b>

# Montmorency County Motorcycle Crashes

Injury Severity	Motorcyclist Crash Victims	Motorcyclist Victim Costs
Fatal	0	\$0
Serious Injury	1	\$971,471
Moderate Injury	1	\$266,304
Minor Injury	1	\$233,619
Property Damage Only	0	\$0
<b>Total</b>	<b>3</b>	<b>\$1,471,394</b>
Average cost of crash casualty		\$490,465

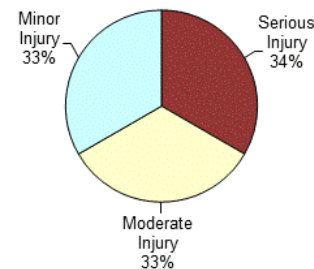
Injury Severity	Non-motorcyclist Crash Victims	Non-motorcyclist Victim Costs
Fatal	0	\$0
Serious Injury	0	\$0
Moderate Injury	0	\$0
Minor Injury	0	\$0
Property Damage Only	0	\$0
<b>Total</b>	<b>0</b>	<b>\$0</b>
Average cost of crash casualty		\$0

Motorcyclist Victim Costs in Motorcycle Crashes in Montmorency County (2021 dollars)						
	Fatal	Serious Injury	Moderate Injury	Minor Injury	Property Damage Only	Total
Medical Care	\$0	\$40,482	\$9,489	\$8,310	\$0	\$58,281
Work Loss	\$0	\$73,279	\$19,182	\$16,801	\$0	\$109,262
Public Services	\$0	\$339	\$193	\$185	\$0	\$717
Adjudication	\$0	\$15,266	\$3,855	\$3,378	\$0	\$22,499
Insurance Administration	\$0	\$12,887	\$4,893	\$4,433	\$0	\$22,213
Congestion & Environmental	\$0	\$1,368	\$1,328	\$1,328	\$0	\$4,024
Property Damage & Loss	\$0	\$11,948	\$9,528	\$9,268	\$0	\$30,744
Subtotal (Monetary Cost)	\$0	\$155,569	\$48,468	\$43,703	\$0	\$247,740
Quality of Life	\$0	\$815,902	\$217,836	\$189,916	\$0	\$1,223,654
<b>Total (Comprehensive Cost)</b>	<b>\$0</b>	<b>\$971,471</b>	<b>\$266,304</b>	<b>\$233,619</b>	<b>\$0</b>	<b>\$1,471,394</b>

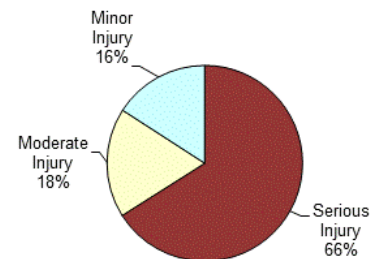
Non-motorcyclist Victim Costs in Motorcycle Crashes in Montmorency County (2021 dollars)						
	Fatal	Serious Injury	Moderate Injury	Minor Injury	Property Damage Only	Total
Medical Care	\$0	\$0	\$0	\$0	\$0	\$0
Work Loss	\$0	\$0	\$0	\$0	\$0	\$0
Public Services	\$0	\$0	\$0	\$0	\$0	\$0
Adjudication	\$0	\$0	\$0	\$0	\$0	\$0
Insurance Administration	\$0	\$0	\$0	\$0	\$0	\$0
Congestion & Environmental	\$0	\$0	\$0	\$0	\$0	\$0
Property Damage & Loss	\$0	\$0	\$0	\$0	\$0	\$0
Subtotal (Monetary Cost)	\$0	\$0	\$0	\$0	\$0	\$0
Quality of Life	\$0	\$0	\$0	\$0	\$0	\$0
<b>Total (Comprehensive Cost)</b>	<b>\$0</b>	<b>\$0</b>	<b>\$0</b>	<b>\$0</b>	<b>\$0</b>	<b>\$0</b>

Costs of Motorcycle Crashes in Montmorency County (2021 dollars)						
	Fatal	Serious Injury	Moderate Injury	Minor Injury	Property Damage Only	Total
Medical Care	\$0	\$40,482	\$9,489	\$8,310	\$0	\$58,281
Work Loss	\$0	\$73,279	\$19,182	\$16,801	\$0	\$109,262
Public Services	\$0	\$339	\$193	\$185	\$0	\$717
Adjudication	\$0	\$15,266	\$3,855	\$3,378	\$0	\$22,499
Insurance Administration	\$0	\$12,887	\$4,893	\$4,433	\$0	\$22,213
Congestion & Environmental	\$0	\$1,368	\$1,328	\$1,328	\$0	\$4,024
Property Damage & Loss	\$0	\$11,948	\$9,528	\$9,268	\$0	\$30,744
Subtotal (Monetary Cost)	\$0	\$155,569	\$48,468	\$43,703	\$0	\$247,740
Quality of Life	\$0	\$815,902	\$217,836	\$189,916	\$0	\$1,223,654
<b>Total (Comprehensive Cost)</b>	<b>\$0</b>	<b>\$971,471</b>	<b>\$266,304</b>	<b>\$233,619</b>	<b>\$0</b>	<b>\$1,471,394</b>

Crash Casualties



Crash Costs



# Montmorency County Bicycle Crashes

Injury Severity	Bicyclist Crash Victims	Bicyclist Victim Costs
Fatal	0	\$0
Serious Injury	0	\$0
Moderate Injury	0	\$0
Minor Injury	0	\$0
Property Damage Only	0	\$0
<b>Total</b>	<b>0</b>	<b>\$0</b>
Average cost of crash casualty	\$0	

Injury Severity	Non-bicyclist Crash Victims	Non-bicyclist Victim Costs
Fatal	0	\$0
Serious Injury	0	\$0
Moderate Injury	0	\$0
Minor Injury	0	\$0
Property Damage Only	0	\$0
<b>Total</b>	<b>0</b>	<b>\$0</b>
Average cost of crash casualty	\$0	

Bicyclist Victim Costs in Bicycle Crashes in Montmorency County (2021 dollars)						
	Fatal	Serious Injury	Moderate Injury	Minor Injury	Property Damage Only	Total
Medical Care	\$0	\$0	\$0	\$0	\$0	\$0
Work Loss	\$0	\$0	\$0	\$0	\$0	\$0
Public Services	\$0	\$0	\$0	\$0	\$0	\$0
Adjudication	\$0	\$0	\$0	\$0	\$0	\$0
Insurance Administration	\$0	\$0	\$0	\$0	\$0	\$0
Congestion & Environmental	\$0	\$0	\$0	\$0	\$0	\$0
Property Damage & Loss	\$0	\$0	\$0	\$0	\$0	\$0
Subtotal (Monetary Cost)	\$0	\$0	\$0	\$0	\$0	\$0
Quality of Life	\$0	\$0	\$0	\$0	\$0	\$0
<b>Total (Comprehensive Cost)</b>	<b>\$0</b>	<b>\$0</b>	<b>\$0</b>	<b>\$0</b>	<b>\$0</b>	<b>\$0</b>

Crash Casualties

No Bicycle Crashes

Non-bicyclist Victim Costs in Bicycle Crashes in Montmorency County (2021 dollars)						
	Fatal	Serious Injury	Moderate Injury	Minor Injury	Property Damage Only	Total
Medical Care	\$0	\$0	\$0	\$0	\$0	\$0
Work Loss	\$0	\$0	\$0	\$0	\$0	\$0
Public Services	\$0	\$0	\$0	\$0	\$0	\$0
Adjudication	\$0	\$0	\$0	\$0	\$0	\$0
Insurance Administration	\$0	\$0	\$0	\$0	\$0	\$0
Congestion & Environmental	\$0	\$0	\$0	\$0	\$0	\$0
Property Damage & Loss	\$0	\$0	\$0	\$0	\$0	\$0
Subtotal (Monetary Cost)	\$0	\$0	\$0	\$0	\$0	\$0
Quality of Life	\$0	\$0	\$0	\$0	\$0	\$0
<b>Total (Comprehensive Cost)</b>	<b>\$0</b>	<b>\$0</b>	<b>\$0</b>	<b>\$0</b>	<b>\$0</b>	<b>\$0</b>

Crash Costs

Costs of Bicycle Crashes in Montmorency County (2021 dollars)						
	Fatal	Serious Injury	Moderate Injury	Minor Injury	Property Damage Only	Total
Medical Care	\$0	\$0	\$0	\$0	\$0	\$0
Work Loss	\$0	\$0	\$0	\$0	\$0	\$0
Public Services	\$0	\$0	\$0	\$0	\$0	\$0
Adjudication	\$0	\$0	\$0	\$0	\$0	\$0
Insurance Administration	\$0	\$0	\$0	\$0	\$0	\$0
Congestion & Environmental	\$0	\$0	\$0	\$0	\$0	\$0
Property Damage & Loss	\$0	\$0	\$0	\$0	\$0	\$0
Subtotal (Monetary Cost)	\$0	\$0	\$0	\$0	\$0	\$0
Quality of Life	\$0	\$0	\$0	\$0	\$0	\$0
<b>Total (Comprehensive Cost)</b>	<b>\$0</b>	<b>\$0</b>	<b>\$0</b>	<b>\$0</b>	<b>\$0</b>	<b>\$0</b>

**Bicycle Crash Costs =  
\$0**



# Montmorency County Pedestrian Crashes

Injury Severity	Pedestrian Crash Victims	Pedestrian Victim Costs
Fatal	0	\$0
Serious Injury	0	\$0
Moderate Injury	0	\$0
Minor Injury	0	\$0
Property Damage Only	0	\$0
<b>Total</b>	<b>0</b>	<b>\$0</b>
Average cost of crash casualty	\$0	

Injury Severity	Non-pedestrian Crash Victims	Non-pedestrian Victim Costs
Fatal	0	\$0
Serious Injury	0	\$0
Moderate Injury	0	\$0
Minor Injury	0	\$0
Property Damage Only	0	\$0
<b>Total</b>	<b>0</b>	<b>\$0</b>
Average cost of crash casualty	\$0	

Crash Casualties

Pedestrian Victim Costs in Pedestrian Crashes in Montmorency County (2021 dollars)						
	Fatal	Serious Injury	Moderate Injury	Minor Injury	Property Damage Only	Total
Medical Care	\$0	\$0	\$0	\$0	\$0	\$0
Work Loss	\$0	\$0	\$0	\$0	\$0	\$0
Public Services	\$0	\$0	\$0	\$0	\$0	\$0
Adjudication	\$0	\$0	\$0	\$0	\$0	\$0
Insurance Administration	\$0	\$0	\$0	\$0	\$0	\$0
Congestion & Environmental	\$0	\$0	\$0	\$0	\$0	\$0
Subtotal (Monetary Cost)	\$0	\$0	\$0	\$0	\$0	\$0
Quality of Life	\$0	\$0	\$0	\$0	\$0	\$0
<b>Total (Comprehensive Cost)</b>	<b>\$0</b>	<b>\$0</b>	<b>\$0</b>	<b>\$0</b>	<b>\$0</b>	<b>\$0</b>

No Pedestrian Crashes

Non-pedestrian Victim in Pedestrian Crashes in Montmorency County (2021 dollars)						
	Fatal	Serious Injury	Moderate Injury	Minor Injury	Property Damage Only	Total
Medical Care	\$0	\$0	\$0	\$0	\$0	\$0
Work Loss	\$0	\$0	\$0	\$0	\$0	\$0
Public Services	\$0	\$0	\$0	\$0	\$0	\$0
Adjudication	\$0	\$0	\$0	\$0	\$0	\$0
Insurance Administration	\$0	\$0	\$0	\$0	\$0	\$0
Congestion & Environmental	\$0	\$0	\$0	\$0	\$0	\$0
Subtotal (Monetary Cost)	\$0	\$0	\$0	\$0	\$0	\$0
Quality of Life	\$0	\$0	\$0	\$0	\$0	\$0
<b>Total (Comprehensive Cost)</b>	<b>\$0</b>	<b>\$0</b>	<b>\$0</b>	<b>\$0</b>	<b>\$0</b>	<b>\$0</b>

Crash Costs

Costs of Pedestrian Crashes in Montmorency County (2021 dollars)						
	Fatal	Serious Injury	Moderate Injury	Minor Injury	Property Damage Only	Total
Medical Care	\$0	\$0	\$0	\$0	\$0	\$0
Work Loss	\$0	\$0	\$0	\$0	\$0	\$0
Public Services	\$0	\$0	\$0	\$0	\$0	\$0
Adjudication	\$0	\$0	\$0	\$0	\$0	\$0
Insurance Administration	\$0	\$0	\$0	\$0	\$0	\$0
Congestion & Environmental	\$0	\$0	\$0	\$0	\$0	\$0
Subtotal (Monetary Cost)	\$0	\$0	\$0	\$0	\$0	\$0
Quality of Life	\$0	\$0	\$0	\$0	\$0	\$0
<b>Total (Comprehensive Cost)</b>	<b>\$0</b>	<b>\$0</b>	<b>\$0</b>	<b>\$0</b>	<b>\$0</b>	<b>\$0</b>

Pedestrian Crash Costs  
= \$0

# Muskegon County Traffic Crashes and Crime

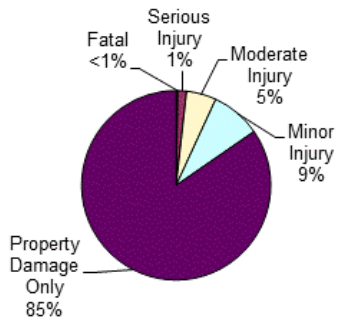
Crash Casualty Severity	Crash Casualties	Crash Costs
Fatal	20	\$207,891,660
Serious Injury	112	\$104,803,328
Moderate Injury	383	\$74,467,839
Minor Injury	639	\$64,340,910
Property Damage Only	6,345	\$56,781,405
Total	7,499	\$508,285,142
Average cost of crash casualty		\$67,780

Index Crime Category	Number of Crimes	Crime Costs
Murder	12	\$118,912,668
Rape	93	\$52,591,779
Aggravated Assault	451	\$20,993,148
Robbery	53	\$2,463,546
Larceny	2,585	\$11,066,385
Burglary	326	\$1,389,086
Motor Vehicle Theft	196	\$2,018,996
Total	3,716	\$209,435,608
Average cost of index crime		\$56,360

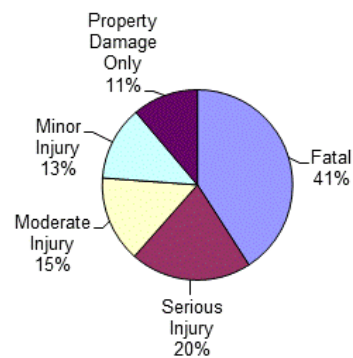
Costs of Crashes in Muskegon County (2021 dollars)						
	Fatal	Serious Injury	Moderate Injury	Minor Injury	Property Damage Only	Total
Medical Care	\$339,200	\$4,488,848	\$2,696,703	\$2,304,234	\$1,167,480	\$10,996,465
Work Loss	\$26,141,020	\$7,725,760	\$5,040,280	\$4,146,471	\$2,569,725	\$45,623,256
Public Services	\$21,800	\$37,296	\$64,344	\$76,680	\$304,560	\$504,680
Adjudication & Sanctioning	\$2,592,580	\$1,635,648	\$1,036,398	\$860,094	\$406,080	\$6,530,800
Insurance Administration	\$685,740	\$1,396,528	\$1,481,061	\$1,455,003	\$2,423,790	\$7,442,122
Congestion & Environmental	\$146,640	\$202,160	\$679,442	\$1,134,864	\$11,325,825	\$13,488,931
Property Damage & Loss	\$312,160	\$1,392,384	\$3,562,666	\$4,454,469	\$15,653,115	\$25,374,794
Subtotal (Monetary Cost)	\$30,239,140	\$16,878,624	\$14,560,894	\$14,431,815	\$33,850,575	\$109,961,048
Quality of Life	\$177,652,520	\$87,924,704	\$59,906,945	\$49,909,095	\$22,930,830	\$398,324,094
<b>Total (Comprehensive Cost)</b>	<b>\$207,891,660</b>	<b>\$104,803,328</b>	<b>\$74,467,839</b>	<b>\$64,340,910</b>	<b>\$56,781,405</b>	<b>\$508,285,142</b>

Costs of Index Crimes in Muskegon County (2021 dollars)								
	Murder	Rape	Aggravated Assault	Robbery	Larceny	Burglary	Motor Vehicle Theft	Total
Medical Care	\$154,716	\$313,782	\$953,865	\$105,099	\$0	\$0	\$0	\$1,527,462
Mental Health	\$145,500	\$612,405	\$184,008	\$10,547	\$0	\$0	\$0	\$952,460
Work Loss	\$13,923,096	\$662,811	\$1,026,476	\$244,118	\$80,135	\$12,714	\$22,932	\$15,972,282
Public Services	\$1,257,420	\$70,773	\$1,099,989	\$41,976	\$1,362,295	\$118,012	\$89,180	\$4,039,645
Adjudication & Sanctioning	\$5,868,552	\$4,207,134	\$2,703,745	\$768,341	\$6,708,075	\$251,346	\$390,040	\$20,897,233
Property Damage & Loss	\$2,532	\$17,577	\$37,884	\$72,981	\$2,915,880	\$1,007,014	\$1,516,844	\$5,570,712
Subtotal (Monetary Cost)	\$21,351,816	\$5,884,482	\$6,005,967	\$1,243,062	\$11,066,385	\$1,389,086	\$2,018,996	\$48,959,794
Quality of Life	\$97,560,852	\$46,707,297	\$14,987,181	\$1,220,484	\$0	\$0	\$0	\$160,475,814
<b>Total (Comprehensive Costs)</b>	<b>\$118,912,668</b>	<b>\$52,591,779</b>	<b>\$20,993,148</b>	<b>\$2,463,546</b>	<b>\$11,066,385</b>	<b>\$1,389,086</b>	<b>\$2,018,996</b>	<b>\$209,435,608</b>

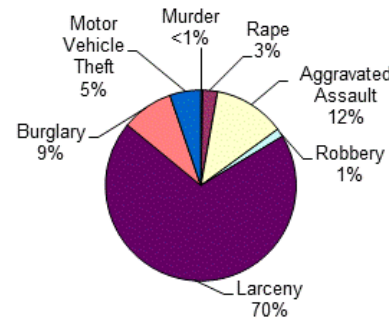
Crash Casualties



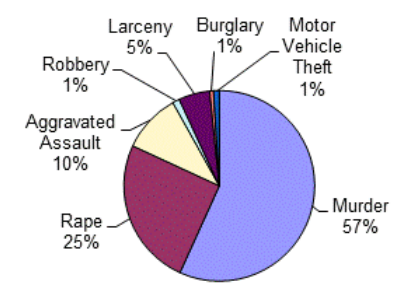
Crash Costs



Index Crimes



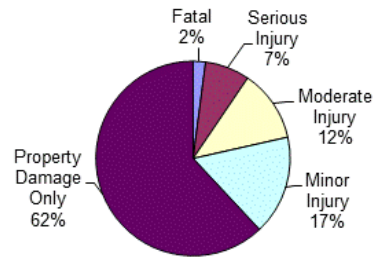
Index Crime Costs



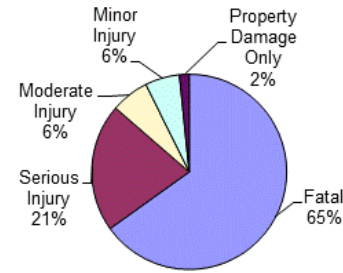
# Muskegon County Alcohol-Involved Crashes

Crash Casualty Severity	Crash Casualties	Crash Costs
Fatal	5	\$57,549,750
Serious Injury	18	\$18,753,732
Moderate Injury	29	\$5,570,422
Minor Injury	40	\$5,070,630
Property Damage Only	150	\$1,421,100
<b>Total</b>	<b>242</b>	<b>\$88,365,634</b>
Average cost of crash casualty		\$365,147

Crash Casualties



Crash Costs

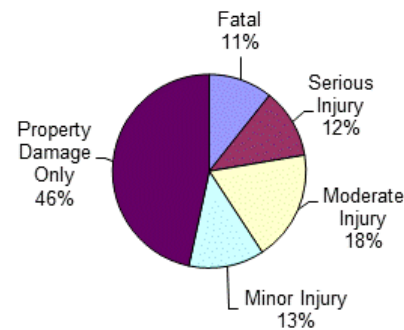


Costs of Alcohol-Involved Crashes in Muskegon County (2021 dollars)						
	Fatal	Serious Injury	Moderate Injury	Minor Injury	Property Damage Only	Total
Medical Care	\$84,800	\$803,592	\$189,834	\$172,640	\$31,500	\$1,282,366
Work Loss	\$7,823,805	\$1,349,982	\$357,831	\$305,880	\$65,550	\$9,903,048
Public Services	\$5,450	\$6,174	\$4,814	\$5,160	\$7,350	\$28,948
Adjudication & Sanctioning	\$648,145	\$298,800	\$79,721	\$68,200	\$12,300	\$1,107,166
Insurance Administration	\$171,435	\$246,978	\$126,034	\$119,280	\$65,250	\$728,977
Congestion & Environmental	\$36,660	\$32,526	\$70,920	\$265,950	\$267,750	\$673,806
Property Damage & Loss	\$78,040	\$226,800	\$272,774	\$311,760	\$382,500	\$1,271,874
<b>Subtotal (Monetary Cost)</b>	<b>\$8,848,335</b>	<b>\$2,964,852</b>	<b>\$1,101,928</b>	<b>\$1,248,870</b>	<b>\$832,200</b>	<b>\$14,996,185</b>
Quality of Life	\$48,701,415	\$15,788,880	\$4,468,494	\$3,821,760	\$588,900	\$73,369,449
<b>Total (Comprehensive Cost)</b>	<b>\$57,549,750</b>	<b>\$18,753,732</b>	<b>\$5,570,422</b>	<b>\$5,070,630</b>	<b>\$1,421,100</b>	<b>\$88,365,634</b>

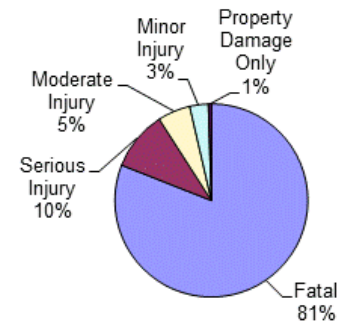
# Muskegon County Drug-Involved Crashes

Crash Casualty Severity	Crash Casualties	Crash Costs
Fatal	11	\$126,609,450
Serious Injury	12	\$15,573,864
Moderate Injury	19	\$8,564,953
Minor Injury	13	\$4,878,081
Property Damage Only	48	\$762,096
<b>Total</b>	<b>103</b>	<b>\$156,388,444</b>
Average cost of crash casualty	\$1,518,334	

Crash Casualties



Crash Costs

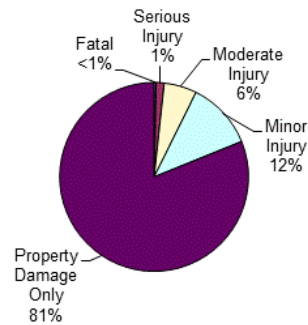


Costs of Drug-Involved Crashes in Muskegon County (2021 dollars)						
	Fatal	Serious Injury	Moderate Injury	Minor Injury	Property Damage Only	Total
Medical Care	\$186,560	\$651,192	\$313,044	\$177,567	\$20,016	\$1,348,379
Work Loss	\$17,212,371	\$1,109,508	\$598,614	\$333,164	\$41,376	\$19,295,033
Public Services	\$11,990	\$4,656	\$4,275	\$2,522	\$2,544	\$25,987
Adjudication & Sanctioning	\$1,425,919	\$242,748	\$128,212	\$72,007	\$8,448	\$1,877,334
Insurance Administration	\$377,157	\$203,304	\$147,706	\$84,331	\$27,024	\$839,522
Congestion & Environmental	\$80,652	\$21,792	\$33,896	\$23,205	\$85,680	\$245,225
Property Damage & Loss	\$171,688	\$163,296	\$201,875	\$119,626	\$130,416	\$786,901
<b>Subtotal (Monetary Cost)</b>	<b>\$19,466,337</b>	<b>\$2,396,496</b>	<b>\$1,427,622</b>	<b>\$812,422</b>	<b>\$315,504</b>	<b>\$24,418,381</b>
Quality of Life	\$107,143,113	\$13,177,368	\$7,137,331	\$4,065,659	\$446,592	\$131,970,063
<b>Total (Comprehensive Cost)</b>	<b>\$126,609,450</b>	<b>\$15,573,864</b>	<b>\$8,564,953</b>	<b>\$4,878,081</b>	<b>\$762,096</b>	<b>\$156,388,444</b>

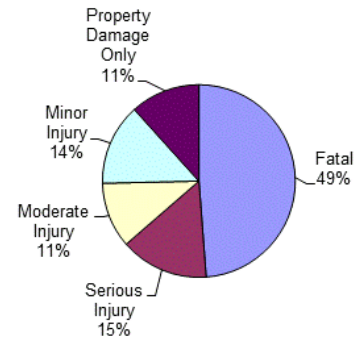
# Muskegon County Young Driver Crashes (<21)

Crash Casualty Severity	Crash Casualties	Crash Costs
Fatal	5	\$51,972,915
Serious Injury	21	\$15,775,767
Moderate Injury	84	\$11,724,804
Minor Injury	173	\$14,596,702
Property Damage Only	1,216	\$12,426,304
<b>Total</b>	<b>1,499</b>	<b>\$106,496,492</b>
Average cost of crash casualty		\$71,045

Crash Casualties



Crash Costs



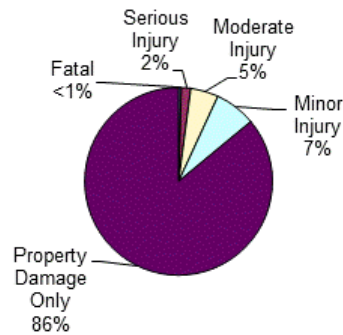
Costs of Young Driver Crashes in Muskegon County (2021 dollars)

	Fatal	Serious Injury	Moderate Injury	Minor Injury	Property Damage Only	Total
Medical Care	\$84,800	\$665,616	\$403,872	\$542,009	\$284,544	\$1,980,841
Work Loss	\$6,535,255	\$1,134,147	\$775,656	\$956,863	\$576,384	\$9,978,305
Public Services	\$5,450	\$6,216	\$13,356	\$20,933	\$62,016	\$107,971
Adjudication	\$648,145	\$241,059	\$158,172	\$199,988	\$97,280	\$1,344,644
Insurance Administration	\$171,435	\$216,468	\$267,288	\$361,743	\$521,664	\$1,538,598
Congestion & Environmental	\$36,660	\$37,779	\$148,932	\$306,729	\$2,170,560	\$2,700,660
Property Damage & Loss	\$78,040	\$245,091	\$762,468	\$1,253,558	\$3,241,856	\$5,581,013
<b>Subtotal (Monetary Cost)</b>	<b>\$7,559,785</b>	<b>\$2,546,376</b>	<b>\$2,529,744</b>	<b>\$3,641,823</b>	<b>\$6,954,304</b>	<b>\$23,232,032</b>
Quality of Life	\$44,413,130	\$13,229,391	\$9,195,060	\$10,954,879	\$5,472,000	\$83,264,460
<b>Total (Comprehensive Cost)</b>	<b>\$51,972,915</b>	<b>\$15,775,767</b>	<b>\$11,724,804</b>	<b>\$14,596,702</b>	<b>\$12,426,304</b>	<b>\$106,496,492</b>

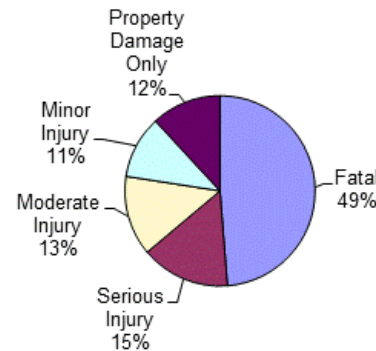
# Muskegon County Older Driver Crashes (65+)

Crash Casualty Severity	Crash Casualties	Crash Costs
Fatal	7	\$72,762,081
Serious Injury	23	\$22,568,014
Moderate Injury	69	\$20,239,356
Minor Injury	102	\$15,907,614
Property Damage Only	1,234	\$17,726,410
<b>Total</b>	<b>1,435</b>	<b>\$149,203,475</b>
Average cost of crash casualty		\$103,975

Crash Casualties



Crash Costs

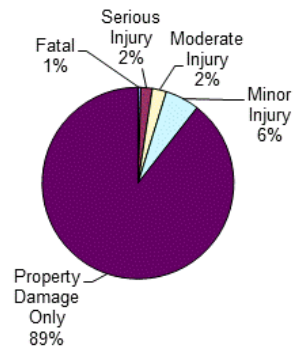


Costs of Older Driver Crashes in Muskegon County (2021 dollars)						
	Fatal	Serious Injury	Moderate Injury	Minor Injury	Property Damage Only	Total
Medical Care	\$118,720	\$944,610	\$731,124	\$572,322	\$482,494	\$2,849,270
Work Loss	\$9,149,357	\$1,635,507	\$1,392,144	\$1,066,716	\$906,990	\$14,150,714
Public Services	\$7,630	\$7,797	\$13,110	\$14,178	\$66,636	\$109,351
Adjudication	\$907,403	\$345,368	\$284,280	\$218,994	\$167,824	\$1,923,869
Insurance Administration	\$240,009	\$305,440	\$359,145	\$316,608	\$634,276	\$1,855,478
Congestion & Environmental	\$51,324	\$41,515	\$122,820	\$181,254	\$2,201,456	\$2,598,369
Property Damage & Loss	\$109,256	\$299,345	\$665,367	\$779,688	\$3,544,048	\$5,397,704
<b>Subtotal (Monetary Cost)</b>	<b>\$10,583,699</b>	<b>\$3,579,582</b>	<b>\$3,567,990</b>	<b>\$3,149,760</b>	<b>\$8,003,724</b>	<b>\$28,884,755</b>
Quality of Life	\$62,178,382	\$18,988,432	\$16,671,366	\$12,757,854	\$9,722,686	\$120,318,720
<b>Total (Comprehensive Cost)</b>	<b>\$72,762,081</b>	<b>\$22,568,014</b>	<b>\$20,239,356</b>	<b>\$15,907,614</b>	<b>\$17,726,410</b>	<b>\$149,203,475</b>

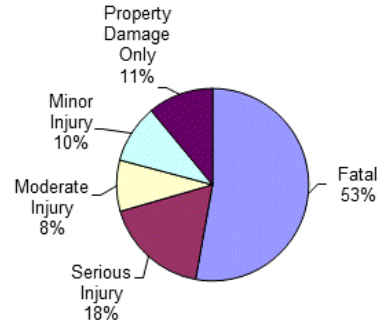
# Muskegon County Medium/Large Truck Crashes

Crash Casualty Severity	Crash Casualties	Crash Costs
Fatal	1	\$10,432,467
Serious Injury	4	\$3,492,560
Moderate Injury	5	\$1,698,720
Minor Injury	12	\$1,943,808
Property Damage Only	186	\$2,175,270
<b>Total</b>	<b>208</b>	<b>\$19,742,825</b>
Average cost of crash casualty		\$94,917

Crash Casualties



Crash Costs



Costs of Medium/Large Truck Crashes in Muskegon County (2021 dollars)						
	Fatal	Serious Injury	Moderate Injury	Minor Injury	Property Damage Only	Total
Medical Care	\$32,338	\$161,924	\$86,325	\$95,004	\$67,518	\$443,109
Work Loss	\$1,307,051	\$501,576	\$266,890	\$273,984	\$541,818	\$2,891,319
Public Services	\$1,096	\$1,284	\$875	\$2,304	\$8,742	\$14,301
Adjudication	\$141,870	\$58,044	\$14,170	\$18,024	\$29,574	\$261,682
Insurance Administration	\$34,040	\$45,596	\$18,250	\$26,760	\$101,928	\$226,574
Congestion & Environmental	\$7,583	\$7,468	\$9,175	\$22,044	\$343,542	\$389,812
Property Damage & Loss	\$25,863	\$42,892	\$41,065	\$75,060	\$535,680	\$720,560
<b>Subtotal (Monetary Cost)</b>	<b>\$1,549,841</b>	<b>\$818,784</b>	<b>\$436,750</b>	<b>\$513,180</b>	<b>\$1,628,802</b>	<b>\$4,947,357</b>
Quality of Life	\$8,882,626	\$2,673,776	\$1,261,970	\$1,430,628	\$546,468	\$14,795,468
<b>Total (Comprehensive Cost)</b>	<b>\$10,432,467</b>	<b>\$3,492,560</b>	<b>\$1,698,720</b>	<b>\$1,943,808</b>	<b>\$2,175,270</b>	<b>\$19,742,825</b>

# Muskegon County Motorcycle Crashes

Injury Severity	Motorcyclist Crash Victims	Motorcyclist Victim Costs
Fatal	7	\$75,103,476
Serious Injury	25	\$24,286,775
Moderate Injury	34	\$9,054,336
Minor Injury	11	\$2,569,809
Property Damage Only	21	\$1,055,502
<b>Total</b>	<b>98</b>	<b>\$112,069,898</b>
Average cost of crash casualty		\$1,143,570

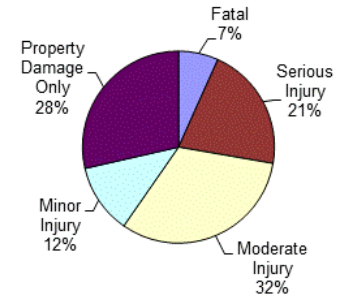
Injury Severity	Non-motorcyclist Crash Victims	Non-motorcyclist Victim Costs
Fatal	1	\$10,394,583
Serious Injury	0	\$0
Moderate Injury	4	\$777,732
Minor Injury	3	\$302,070
Property Damage Only	13	\$77,181
<b>Total</b>	<b>21</b>	<b>\$11,551,566</b>
Average cost of crash casualty		\$550,075

Motorcyclist Victim Costs in Motorcycle Crashes in Muskegon County (2021 dollars)						
	Fatal	Serious Injury	Moderate Injury	Minor Injury	Property Damage Only	Total
Medical Care	\$137,760	\$1,012,050	\$322,626	\$91,410	\$32,634	\$1,596,480
Work Loss	\$10,345,139	\$1,831,975	\$652,188	\$184,811	\$66,801	\$13,080,914
Public Services	\$7,630	\$8,475	\$6,562	\$2,035	\$1,785	\$26,487
Adjudication	\$907,403	\$381,650	\$131,070	\$37,158	\$13,293	\$1,470,574
Insurance Administration	\$227,416	\$322,175	\$166,362	\$48,763	\$29,274	\$793,990
Congestion & Environmental	\$51,324	\$34,200	\$45,152	\$14,608	\$27,951	\$173,235
Property Damage & Loss	\$156,121	\$298,700	\$323,952	\$101,948	\$119,511	\$1,000,232
<b>Subtotal (Monetary Cost)</b>	<b>\$11,832,793</b>	<b>\$3,889,225</b>	<b>\$1,647,912</b>	<b>\$480,733</b>	<b>\$291,249</b>	<b>\$18,141,912</b>
Quality of Life	\$63,270,683	\$20,397,550	\$7,406,424	\$2,089,076	\$764,253	\$93,927,986
<b>Total (Comprehensive Cost)</b>	<b>\$75,103,476</b>	<b>\$24,286,775</b>	<b>\$9,054,336</b>	<b>\$2,569,809</b>	<b>\$1,055,502</b>	<b>\$112,069,898</b>

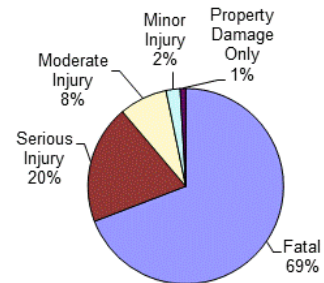
Non-motorcyclist Victim Costs in Motorcycle Crashes in Muskegon County (2021 dollars)						
	Fatal	Serious Injury	Moderate Injury	Minor Injury	Property Damage Only	Total
Medical Care	\$16,960	\$0	\$28,164	\$10,818	\$0	\$55,942
Work Loss	\$1,307,051	\$0	\$52,640	\$19,467	\$1,599	\$1,380,757
Public Services	\$1,090	\$0	\$672	\$360	\$325	\$2,447
Adjudication	\$129,629	\$0	\$10,824	\$4,038	\$0	\$144,491
Insurance Administration	\$34,287	\$0	\$15,468	\$6,831	\$5,642	\$62,228
Congestion & Environmental	\$7,332	\$0	\$7,096	\$5,328	\$23,231	\$42,987
Property Damage & Loss	\$15,608	\$0	\$37,208	\$20,913	\$46,384	\$120,113
<b>Subtotal (Monetary Cost)</b>	<b>\$1,511,957</b>	<b>\$0</b>	<b>\$152,072</b>	<b>\$67,755</b>	<b>\$77,181</b>	<b>\$1,808,965</b>
Quality of Life	\$8,882,626	\$0	\$625,660	\$234,315	\$0	\$9,742,601
<b>Total (Comprehensive Cost)</b>	<b>\$10,394,583</b>	<b>\$0</b>	<b>\$777,732</b>	<b>\$302,070</b>	<b>\$77,181</b>	<b>\$11,551,566</b>

Costs of Motorcycle Crashes in Muskegon County (2021 dollars)						
	Fatal	Serious Injury	Moderate Injury	Minor Injury	Property Damage Only	Total
Medical Care	\$154,720	\$1,012,050	\$350,790	\$102,228	\$32,634	\$1,652,422
Work Loss	\$11,652,190	\$1,831,975	\$704,828	\$204,278	\$68,400	\$14,461,671
Public Services	\$8,720	\$8,475	\$7,234	\$2,395	\$2,110	\$28,934
Adjudication	\$1,037,032	\$381,650	\$141,894	\$41,196	\$13,293	\$1,615,065
Insurance Administration	\$261,703	\$322,175	\$181,830	\$55,594	\$34,916	\$856,218
Congestion & Environmental	\$58,656	\$34,200	\$52,248	\$19,936	\$51,182	\$216,222
Property Damage & Loss	\$171,729	\$298,700	\$361,160	\$122,861	\$165,895	\$1,120,345
<b>Subtotal (Monetary Cost)</b>	<b>\$13,344,750</b>	<b>\$3,889,225</b>	<b>\$1,799,984</b>	<b>\$548,488</b>	<b>\$368,430</b>	<b>\$19,950,877</b>
Quality of Life	\$72,153,309	\$20,397,550	\$8,032,084	\$2,323,391	\$764,253	\$103,670,587
<b>Total (Comprehensive Cost)</b>	<b>\$85,498,059</b>	<b>\$24,286,775</b>	<b>\$9,832,068</b>	<b>\$2,871,879</b>	<b>\$1,132,683</b>	<b>\$123,621,464</b>

Crash Casualties



Crash Costs





# Muskegon County Bicycle Crashes

Injury Severity	Bicyclist Crash Victims	Bicyclist Victim Costs
Fatal	1	\$9,720,902
Serious Injury	2	\$1,869,908
Moderate Injury	6	\$1,188,276
Minor Injury	9	\$1,142,028
Property Damage Only	0	\$0
<b>Total</b>	<b>18</b>	<b>\$13,921,114</b>
Average cost of crash casualty	\$773,395	

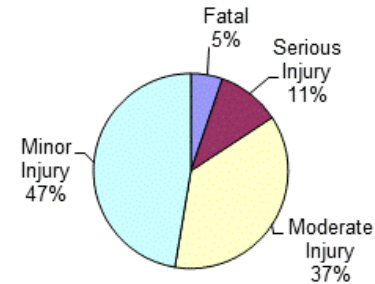
Injury Severity	Non-bicyclist Crash Victims	Non-bicyclist Victim Costs
Fatal	0	\$0
Serious Injury	0	\$0
Moderate Injury	1	\$194,433
Minor Injury	0	\$0
Property Damage Only	0	\$0
<b>Total</b>	<b>1</b>	<b>\$194,433</b>
Average cost of crash casualty	\$194,433	

Bicyclist Victim Costs in Bicycle Crashes in Muskegon County (2021 dollars)						
	Fatal	Serious Injury	Moderate Injury	Minor Injury	Property Damage Only	Total
Medical Care	\$25,971	\$81,056	\$41,394	\$38,448	\$0	\$186,869
Work Loss	\$1,189,275	\$151,724	\$85,410	\$75,159	\$0	\$1,501,568
Public Services	\$1,090	\$676	\$1,080	\$1,395	\$0	\$4,241
Adjudication	\$235,689	\$30,946	\$16,992	\$15,228	\$0	\$298,855
Insurance Administration	\$48,594	\$35,274	\$23,544	\$21,933	\$0	\$129,345
Congestion & Environmental	\$7,332	\$2,752	\$7,896	\$11,322	\$0	\$29,302
Property Damage & Loss	\$250	\$500	\$1,488	\$2,142	\$0	\$4,380
Subtotal (Monetary Cost)	\$1,508,201	\$302,928	\$177,804	\$165,627	\$0	\$2,154,560
Quality of Life	\$8,212,701	\$1,566,980	\$1,010,472	\$976,401	\$0	\$11,766,554
<b>Total (Comprehensive Cost)</b>	<b>\$9,720,902</b>	<b>\$1,869,908</b>	<b>\$1,188,276</b>	<b>\$1,142,028</b>	<b>\$0</b>	<b>\$13,921,114</b>

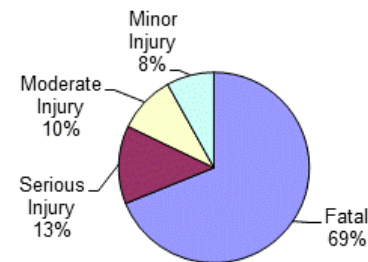
Non-bicyclist Victim Costs in Bicycle Crashes in Muskegon County (2021 dollars)						
	Fatal	Serious Injury	Moderate Injury	Minor Injury	Property Damage Only	Total
Medical Care	\$0	\$0	\$7,041	\$0	\$0	\$7,041
Work Loss	\$0	\$0	\$13,160	\$0	\$0	\$13,160
Public Services	\$0	\$0	\$168	\$0	\$0	\$168
Adjudication	\$0	\$0	\$2,706	\$0	\$0	\$2,706
Insurance Administration	\$0	\$0	\$3,867	\$0	\$0	\$3,867
Congestion & Environmental	\$0	\$0	\$1,774	\$0	\$0	\$1,774
Property Damage & Loss	\$0	\$0	\$9,302	\$0	\$0	\$9,302
Subtotal (Monetary Cost)	\$0	\$0	\$38,018	\$0	\$0	\$38,018
Quality of Life	\$0	\$0	\$156,415	\$0	\$0	\$156,415
<b>Total (Comprehensive Cost)</b>	<b>\$0</b>	<b>\$0</b>	<b>\$194,433</b>	<b>\$0</b>	<b>\$0</b>	<b>\$194,433</b>

Costs of Bicycle Crashes in Muskegon County (2021 dollars)						
	Fatal	Serious Injury	Moderate Injury	Minor Injury	Property Damage Only	Total
Medical Care	\$25,971	\$81,056	\$48,435	\$38,448	\$0	\$193,910
Work Loss	\$1,189,275	\$151,724	\$98,570	\$75,159	\$0	\$1,514,728
Public Services	\$1,090	\$676	\$1,248	\$1,395	\$0	\$4,409
Adjudication	\$235,689	\$30,946	\$19,698	\$15,228	\$0	\$301,561
Insurance Administration	\$48,594	\$35,274	\$27,411	\$21,933	\$0	\$133,212
Congestion & Environmental	\$7,332	\$2,752	\$9,670	\$11,322	\$0	\$31,076
Property Damage & Loss	\$250	\$500	\$10,790	\$2,142	\$0	\$13,682
Subtotal (Monetary Cost)	\$1,508,201	\$302,928	\$215,822	\$165,627	\$0	\$2,192,578
Quality of Life	\$8,212,701	\$1,566,980	\$1,166,887	\$976,401	\$0	\$11,922,969
<b>Total (Comprehensive Cost)</b>	<b>\$9,720,902</b>	<b>\$1,869,908</b>	<b>\$1,382,709</b>	<b>\$1,142,028</b>	<b>\$0</b>	<b>\$14,115,547</b>

Crash Casualties



Crash Costs



# Muskegon County Pedestrian Crashes

Injury Severity	Pedestrian Crash Victims	Pedestrian Victim Costs
Fatal	0	\$0
Serious Injury	4	\$4,255,196
Moderate Injury	10	\$2,466,100
Minor Injury	12	\$1,867,224
Property Damage Only	1	\$15,928
<b>Total</b>	<b>27</b>	<b>\$8,604,448</b>
Average cost of crash casualty	\$318,683	

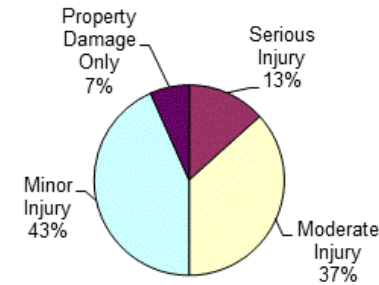
Injury Severity	Non-pedestrian Crash Victims	Non-pedestrian Victim Costs
Fatal	0	\$0
Serious Injury	0	\$0
Moderate Injury	1	\$185,131
Minor Injury	1	\$93,719
Property Damage Only	1	\$6,482
<b>Total</b>	<b>3</b>	<b>\$285,332</b>
Average cost of crash casualty	\$95,111	

	Fatal	Serious Injury	Moderate Injury	Minor Injury	Property Damage Only	Total
Medical Care	\$0	\$193,188	\$91,330	\$65,568	\$558	\$350,644
Work Loss	\$0	\$311,700	\$155,320	\$107,400	\$836	\$575,256
Public Services	\$0	\$1,352	\$1,800	\$1,860	\$21	\$5,033
Adjudication	\$0	\$67,732	\$33,120	\$23,208	\$187	\$124,247
Insurance Administration	\$0	\$77,792	\$45,140	\$32,748	\$261	\$155,941
Congestion & Environmental	\$0	\$5,504	\$13,160	\$15,096	\$178	\$33,938
Subtotal (Monetary Cost)	\$0	\$657,268	\$339,870	\$245,880	\$2,041	\$1,245,059
Quality of Life	\$0	\$3,597,928	\$2,126,230	\$1,621,344	\$13,887	\$7,359,389
<b>Total (Comprehensive Cost)</b>	<b>\$0</b>	<b>\$4,255,196</b>	<b>\$2,466,100</b>	<b>\$1,867,224</b>	<b>\$15,928</b>	<b>\$8,604,448</b>

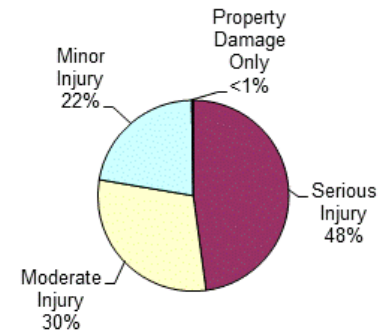
	Fatal	Serious Injury	Moderate Injury	Minor Injury	Property Damage Only	Total
Medical Care	\$0	\$0	\$7,041	\$3,606	\$184	\$10,831
Work Loss	\$0	\$0	\$13,160	\$6,489	\$405	\$20,054
Public Services	\$0	\$0	\$168	\$120	\$48	\$336
Adjudication	\$0	\$0	\$2,706	\$1,346	\$64	\$4,116
Insurance Administration	\$0	\$0	\$3,867	\$2,277	\$382	\$6,526
Congestion & Environmental	\$0	\$0	\$1,774	\$1,776	\$1,785	\$5,335
Subtotal (Monetary Cost)	\$0	\$0	\$28,716	\$15,614	\$2,868	\$47,198
Quality of Life	\$0	\$0	\$156,415	\$78,105	\$3,614	\$238,134
<b>Total (Comprehensive Cost)</b>	<b>\$0</b>	<b>\$0</b>	<b>\$185,131</b>	<b>\$93,719</b>	<b>\$6,482</b>	<b>\$285,332</b>

	Fatal	Serious Injury	Moderate Injury	Minor Injury	Property Damage Only	Total
Medical Care	\$0	\$193,188	\$98,371	\$69,174	\$742	\$361,475
Work Loss	\$0	\$311,700	\$168,480	\$113,889	\$1,241	\$595,310
Public Services	\$0	\$1,352	\$1,968	\$1,980	\$69	\$5,369
Adjudication	\$0	\$67,732	\$35,826	\$24,554	\$251	\$128,363
Insurance Administration	\$0	\$77,792	\$49,007	\$35,025	\$643	\$162,467
Congestion & Environmental	\$0	\$5,504	\$14,934	\$16,872	\$1,963	\$39,273
Subtotal (Monetary Cost)	\$0	\$657,268	\$368,586	\$261,494	\$4,909	\$1,292,257
Quality of Life	\$0	\$3,597,928	\$2,282,645	\$1,699,449	\$17,501	\$7,597,523
<b>Total (Comprehensive Cost)</b>	<b>\$0</b>	<b>\$4,255,196</b>	<b>\$2,651,231</b>	<b>\$1,960,943</b>	<b>\$22,410</b>	<b>\$8,889,780</b>

Crash Casualties



Crash Costs



# Newaygo County Traffic Crashes and Crime

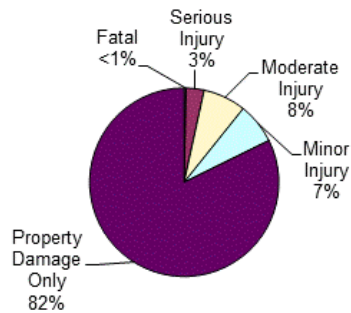
Crash Casualty Severity	Crash Casualties	Crash Costs
Fatal	6	\$62,367,498
Serious Injury	58	\$54,273,152
Moderate Injury	138	\$26,831,754
Minor Injury	131	\$13,190,390
Property Damage Only	1,548	\$13,853,052
<b>Total</b>	<b>1,881</b>	<b>\$170,515,846</b>
Average cost of crash casualty		\$90,652

Index Crime Category	Number of Crimes	Crime Costs
Murder	0	\$0
Rape	26	\$14,703,078
Aggravated Assault	30	\$1,396,440
Robbery	0	\$0
Larceny	145	\$620,745
Burglary	59	\$251,399
Motor Vehicle Theft	24	\$247,224
<b>Total</b>	<b>284</b>	<b>\$17,218,886</b>
Average cost of index crime		\$60,630

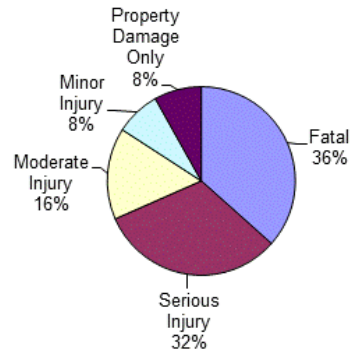
Costs of Crashes in Newaygo County (2021 dollars)						
	Fatal	Serious Injury	Moderate Injury	Minor Injury	Property Damage Only	Total
Medical Care	\$101,760	\$2,324,582	\$971,658	\$472,386	\$284,832	\$4,155,218
Work Loss	\$7,842,306	\$4,000,840	\$1,816,080	\$850,059	\$626,940	\$15,136,225
Public Services	\$6,540	\$19,314	\$23,184	\$15,720	\$74,304	\$139,062
Adjudication & Sanctioning	\$777,774	\$847,032	\$373,428	\$176,326	\$99,072	\$2,273,632
Insurance Administration	\$205,722	\$723,202	\$533,646	\$298,287	\$591,336	\$2,352,193
Congestion & Environmental	\$43,992	\$104,690	\$244,812	\$232,656	\$2,763,180	\$3,389,330
Property Damage & Loss	\$93,648	\$721,056	\$1,283,676	\$913,201	\$3,818,916	\$6,830,497
<b>Subtotal (Monetary Cost)</b>	<b>\$9,071,742</b>	<b>\$8,740,716</b>	<b>\$5,246,484</b>	<b>\$2,958,635</b>	<b>\$8,258,580</b>	<b>\$34,276,157</b>
Quality of Life	\$53,295,756	\$45,532,436	\$21,585,270	\$10,231,755	\$5,594,472	\$136,239,689
<b>Total (Comprehensive Cost)</b>	<b>\$62,367,498</b>	<b>\$54,273,152</b>	<b>\$26,831,754</b>	<b>\$13,190,390</b>	<b>\$13,853,052</b>	<b>\$170,515,846</b>

Costs of Index Crimes in Newaygo County (2021 dollars)								
	Murder	Rape	Aggravated Assault	Robbery	Larceny	Burglary	Motor Vehicle Theft	Total
Medical Care	\$0	\$87,724	\$63,450	\$0	\$0	\$0	\$0	\$151,174
Mental Health	\$0	\$171,210	\$12,240	\$0	\$0	\$0	\$0	\$183,450
Work Loss	\$0	\$185,302	\$68,280	\$0	\$4,495	\$2,301	\$2,808	\$263,186
Public Services	\$0	\$19,786	\$73,170	\$0	\$76,415	\$21,358	\$10,920	\$201,649
Adjudication & Sanctioning	\$0	\$1,176,188	\$179,850	\$0	\$376,275	\$45,489	\$47,760	\$1,825,562
Property Damage & Loss	\$0	\$4,914	\$2,520	\$0	\$163,560	\$182,251	\$185,736	\$538,981
<b>Subtotal (Monetary Cost)</b>	<b>\$0</b>	<b>\$1,645,124</b>	<b>\$399,510</b>	<b>\$0</b>	<b>\$620,745</b>	<b>\$251,399</b>	<b>\$247,224</b>	<b>\$3,164,002</b>
Quality of Life	\$0	\$13,057,954	\$996,930	\$0	\$0	\$0	\$0	\$14,054,884
<b>Total (Comprehensive Costs)</b>	<b>\$0</b>	<b>\$14,703,078</b>	<b>\$1,396,440</b>	<b>\$0</b>	<b>\$620,745</b>	<b>\$251,399</b>	<b>\$247,224</b>	<b>\$17,218,886</b>

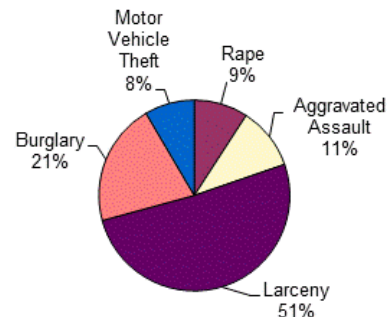
Crash Casualties



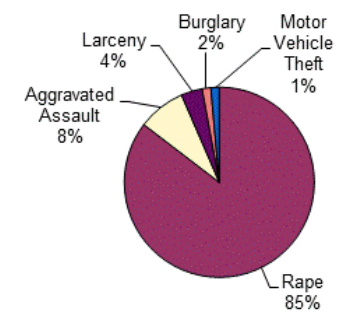
Crash Costs



Index Crimes



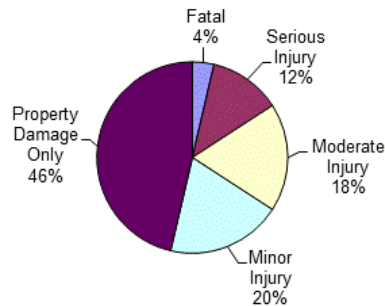
Index Crime Costs



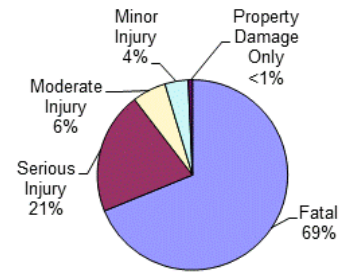
# Newaygo County Alcohol-Involved Crashes

Crash Casualty Severity	Crash Casualties	Crash Costs
Fatal	3	\$34,529,850
Serious Injury	10	\$10,418,740
Moderate Injury	15	\$2,872,938
Minor Injury	16	\$1,989,246
Property Damage Only	38	\$360,012
<b>Total</b>	<b>82</b>	<b>\$50,170,786</b>
Average cost of crash casualty		\$611,839

Crash Casualties



Crash Costs

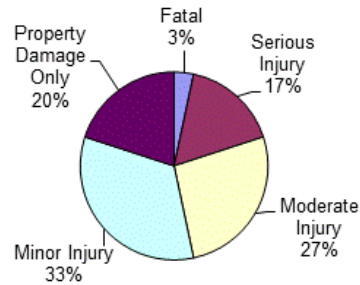


Costs of Alcohol-Involved Crashes in Newaygo County (2021 dollars)						
	Fatal	Serious Injury	Moderate Injury	Minor Injury	Property Damage Only	Total
Medical Care	\$50,880	\$446,440	\$98,190	\$69,056	\$7,980	\$672,546
Work Loss	\$4,694,283	\$749,990	\$185,085	\$122,352	\$16,606	\$5,768,316
Public Services	\$3,270	\$3,430	\$2,490	\$2,064	\$1,862	\$13,116
Adjudication & Sanctioning	\$388,887	\$166,000	\$41,235	\$27,280	\$3,116	\$626,518
Insurance Administration	\$102,861	\$137,210	\$65,190	\$47,712	\$16,530	\$369,503
Congestion & Environmental	\$21,996	\$18,070	\$28,368	\$67,374	\$67,830	\$203,638
Property Damage & Loss	\$46,824	\$126,000	\$141,090	\$124,704	\$96,900	\$535,518
<b>Subtotal (Monetary Cost)</b>	<b>\$5,309,001</b>	<b>\$1,647,140</b>	<b>\$561,648</b>	<b>\$460,542</b>	<b>\$210,824</b>	<b>\$8,189,155</b>
Quality of Life	\$29,220,849	\$8,771,600	\$2,311,290	\$1,528,704	\$149,188	\$41,981,631
<b>Total (Comprehensive Cost)</b>	<b>\$34,529,850</b>	<b>\$10,418,740</b>	<b>\$2,872,938</b>	<b>\$1,989,246</b>	<b>\$360,012</b>	<b>\$50,170,786</b>

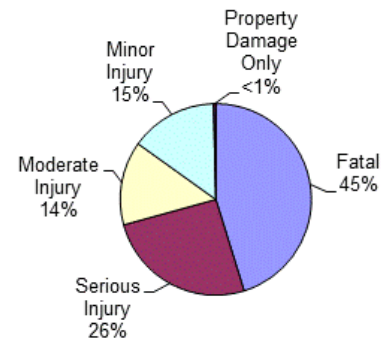
# Newaygo County Drug-Involved Crashes

Crash Casualty Severity	Crash Casualties	Crash Costs
Fatal	1	\$11,509,950
Serious Injury	5	\$6,489,110
Moderate Injury	8	\$3,606,296
Minor Injury	10	\$3,752,370
Property Damage Only	6	\$95,262
<b>Total</b>	<b>30</b>	<b>\$25,452,988</b>
Average cost of crash casualty	\$848,433	

Crash Casualties



Crash Costs



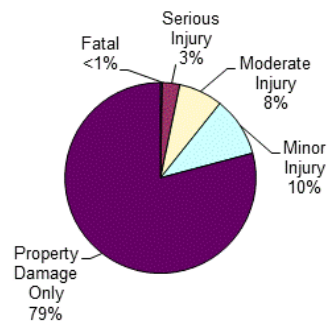
Costs of Drug-Involved Crashes in Newaygo County (2021 dollars)

	Fatal	Serious Injury	Moderate Injury	Minor Injury	Property Damage Only	Total
Medical Care	\$16,960	\$271,330	\$131,808	\$136,590	\$2,502	\$559,190
Work Loss	\$1,564,761	\$462,295	\$252,048	\$256,280	\$5,172	\$2,540,556
Public Services	\$1,090	\$1,940	\$1,800	\$1,940	\$318	\$7,088
Adjudication & Sanctioning	\$129,629	\$101,145	\$53,984	\$55,390	\$1,056	\$341,204
Insurance Administration	\$34,287	\$84,710	\$62,192	\$64,870	\$3,378	\$249,437
Congestion & Environmental	\$7,332	\$9,080	\$14,272	\$17,850	\$10,710	\$59,244
Property Damage & Loss	\$15,608	\$68,040	\$85,000	\$92,020	\$16,302	\$276,970
<b>Subtotal (Monetary Cost)</b>	<b>\$1,769,667</b>	<b>\$998,540</b>	<b>\$601,104</b>	<b>\$624,940</b>	<b>\$39,438</b>	<b>\$4,033,689</b>
Quality of Life	\$9,740,283	\$5,490,570	\$3,005,192	\$3,127,430	\$55,824	\$21,419,299
<b>Total (Comprehensive Cost)</b>	<b>\$11,509,950</b>	<b>\$6,489,110</b>	<b>\$3,606,296</b>	<b>\$3,752,370</b>	<b>\$95,262</b>	<b>\$25,452,988</b>

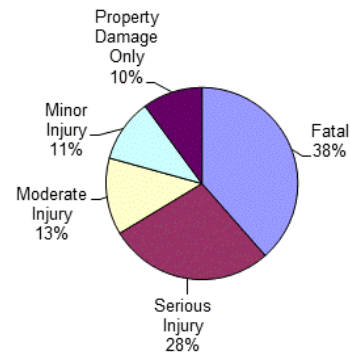
# Newaygo County Young Driver Crashes (<21)

Crash Casualty Severity	Crash Casualties	Crash Costs
Fatal	1	\$10,394,583
Serious Injury	10	\$7,512,270
Moderate Injury	25	\$3,489,525
Minor Injury	34	\$2,868,716
Property Damage Only	266	\$2,718,254
<b>Total</b>	<b>336</b>	<b>\$26,983,348</b>
Average cost of crash casualty		\$80,308

Crash Casualties



Crash Costs

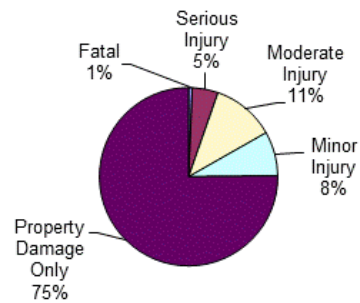


Costs of Young Driver Crashes in Newaygo County (2021 dollars)						
	Fatal	Serious Injury	Moderate Injury	Minor Injury	Property Damage Only	Total
Medical Care	\$16,960	\$316,960	\$120,200	\$106,522	\$62,244	\$622,886
Work Loss	\$1,307,051	\$540,070	\$230,850	\$188,054	\$126,084	\$2,392,109
Public Services	\$1,090	\$2,960	\$3,975	\$4,114	\$13,566	\$25,705
Adjudication	\$129,629	\$114,790	\$47,075	\$39,304	\$21,280	\$352,078
Insurance Administration	\$34,287	\$103,080	\$79,550	\$71,094	\$114,114	\$402,125
Congestion & Environmental	\$7,332	\$17,990	\$44,325	\$60,282	\$474,810	\$604,739
Property Damage & Loss	\$15,608	\$116,710	\$226,925	\$246,364	\$709,156	\$1,314,763
<b>Subtotal (Monetary Cost)</b>	<b>\$1,511,957</b>	<b>\$1,212,560</b>	<b>\$752,900</b>	<b>\$715,734</b>	<b>\$1,521,254</b>	<b>\$5,714,405</b>
Quality of Life	\$8,882,626	\$6,299,710	\$2,736,625	\$2,152,982	\$1,197,000	\$21,268,943
<b>Total (Comprehensive Cost)</b>	<b>\$10,394,583</b>	<b>\$7,512,270</b>	<b>\$3,489,525</b>	<b>\$2,868,716</b>	<b>\$2,718,254</b>	<b>\$26,983,348</b>

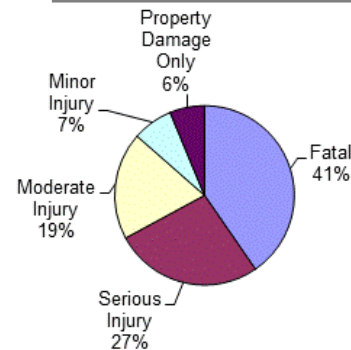
# Newaygo County Older Driver Crashes (65+)

Crash Casualty Severity	Crash Casualties	Crash Costs
Fatal	2	\$20,789,166
Serious Injury	14	\$13,737,052
Moderate Injury	34	\$9,973,016
Minor Injury	24	\$3,742,968
Property Damage Only	224	\$3,217,760
<b>Total</b>	<b>298</b>	<b>\$51,459,962</b>
Average cost of crash casualty	\$172,684	

Crash Casualties



Crash Costs

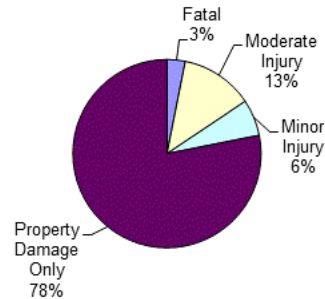


Costs of Older Driver Crashes in Newaygo County (2021 dollars)						
	Fatal	Serious Injury	Moderate Injury	Minor Injury	Property Damage Only	Total
Medical Care	\$33,920	\$574,980	\$360,264	\$134,664	\$87,584	\$1,191,412
Work Loss	\$2,614,102	\$995,526	\$685,984	\$250,992	\$164,640	\$4,711,244
Public Services	\$2,180	\$4,746	\$6,460	\$3,336	\$12,096	\$28,818
Adjudication	\$259,258	\$210,224	\$140,080	\$51,528	\$30,464	\$691,554
Insurance Administration	\$68,574	\$185,920	\$176,970	\$74,496	\$115,136	\$621,096
Congestion & Environmental	\$14,664	\$25,270	\$60,520	\$42,648	\$399,616	\$542,718
Property Damage & Loss	\$31,216	\$182,210	\$327,862	\$183,456	\$643,328	\$1,368,072
<b>Subtotal (Monetary Cost)</b>	<b>\$3,023,914</b>	<b>\$2,178,876</b>	<b>\$1,758,140</b>	<b>\$741,120</b>	<b>\$1,452,864</b>	<b>\$9,154,914</b>
Quality of Life	\$17,765,252	\$11,558,176	\$8,214,876	\$3,001,848	\$1,764,896	\$42,305,048
<b>Total (Comprehensive Cost)</b>	<b>\$20,789,166</b>	<b>\$13,737,052</b>	<b>\$9,973,016</b>	<b>\$3,742,968</b>	<b>\$3,217,760</b>	<b>\$51,459,962</b>

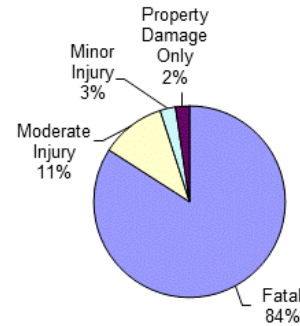
# Newaygo County Medium/Large Truck Crashes

Crash Casualty Severity	Crash Casualties	Crash Costs
Fatal	1	\$10,432,467
Serious Injury	0	\$0
Moderate Injury	4	\$1,358,976
Minor Injury	2	\$323,968
Property Damage Only	25	\$292,375
<b>Total</b>	<b>32</b>	<b>\$12,407,786</b>
Average cost of crash casualty		\$387,743

Crash Casualties



Crash Costs



Costs of Medium/Large Truck Crashes in Newaygo County (2021 dollars)						
	Fatal	Serious Injury	Moderate Injury	Minor Injury	Property Damage Only	Total
Medical Care	\$32,338	\$0	\$69,060	\$15,834	\$9,075	\$126,307
Work Loss	\$1,307,051	\$0	\$213,512	\$45,664	\$72,825	\$1,639,052
Public Services	\$1,096	\$0	\$700	\$384	\$1,175	\$3,355
Adjudication	\$141,870	\$0	\$11,336	\$3,004	\$3,975	\$160,185
Insurance Administration	\$34,040	\$0	\$14,600	\$4,460	\$13,700	\$66,800
Congestion & Environmental	\$7,583	\$0	\$7,340	\$3,674	\$46,175	\$64,772
Property Damage & Loss	\$25,863	\$0	\$32,852	\$12,510	\$72,000	\$143,225
<b>Subtotal (Monetary Cost)</b>	<b>\$1,549,841</b>	<b>\$0</b>	<b>\$349,400</b>	<b>\$85,530</b>	<b>\$218,925</b>	<b>\$2,203,696</b>
Quality of Life	\$8,882,626	\$0	\$1,009,576	\$238,438	\$73,450	\$10,204,090
<b>Total (Comprehensive Cost)</b>	<b>\$10,432,467</b>	<b>\$0</b>	<b>\$1,358,976</b>	<b>\$323,968</b>	<b>\$292,375</b>	<b>\$12,407,786</b>



# Newaygo County Motorcycle Crashes

Injury Severity	Motorcyclist Crash Victims	Motorcyclist Victim Costs
Fatal	0	\$0
Serious Injury	12	\$11,657,652
Moderate Injury	13	\$3,461,952
Minor Injury	1	\$233,619
Property Damage Only	8	\$402,096
<b>Total</b>	<b>34</b>	<b>\$15,755,319</b>
Average cost of crash casualty		\$463,392

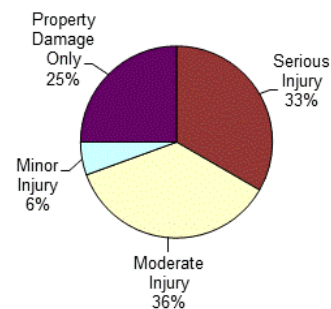
Injury Severity	Non-motorcyclist Crash Victims	Non-motorcyclist Victim Costs
Fatal	0	\$0
Serious Injury	0	\$0
Moderate Injury	0	\$0
Minor Injury	1	\$100,690
Property Damage Only	1	\$5,937
<b>Total</b>	<b>2</b>	<b>\$106,627</b>
Average cost of crash casualty		\$53,314

Motorcyclist Victim Costs in Motorcycle Crashes in Newaygo County (2021 dollars)						
	Fatal	Serious Injury	Moderate Injury	Minor Injury	Property Damage Only	Total
Medical Care	\$0	\$485,784	\$123,357	\$8,310	\$12,432	\$629,883
Work Loss	\$0	\$879,348	\$249,366	\$16,801	\$25,448	\$1,170,963
Public Services	\$0	\$4,068	\$2,509	\$185	\$680	\$7,442
Adjudication	\$0	\$183,192	\$50,115	\$3,378	\$5,064	\$241,749
Insurance Administration	\$0	\$154,644	\$63,609	\$4,433	\$11,152	\$233,838
Congestion & Environmental	\$0	\$16,416	\$17,264	\$1,328	\$10,648	\$45,656
Property Damage & Loss	\$0	\$143,376	\$123,864	\$9,268	\$45,528	\$322,036
Subtotal (Monetary Cost)	\$0	\$1,866,828	\$630,084	\$43,703	\$110,952	\$2,651,567
Quality of Life	\$0	\$9,790,824	\$2,831,868	\$189,916	\$291,144	\$13,103,752
<b>Total (Comprehensive Cost)</b>	<b>\$0</b>	<b>\$11,657,652</b>	<b>\$3,461,952</b>	<b>\$233,619</b>	<b>\$402,096</b>	<b>\$15,755,319</b>

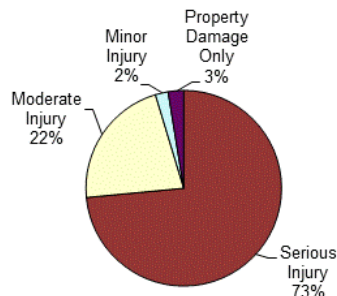
Non-motorcyclist Victim Costs in Motorcycle Crashes in Newaygo County (2021 dollars)						
	Fatal	Serious Injury	Moderate Injury	Minor Injury	Property Damage Only	Total
Medical Care	\$0	\$0	\$0	\$3,606	\$0	\$3,606
Work Loss	\$0	\$0	\$0	\$6,489	\$123	\$6,612
Public Services	\$0	\$0	\$0	\$120	\$25	\$145
Adjudication	\$0	\$0	\$0	\$1,346	\$0	\$1,346
Insurance Administration	\$0	\$0	\$0	\$2,277	\$434	\$2,711
Congestion & Environmental	\$0	\$0	\$0	\$1,776	\$1,787	\$3,563
Property Damage & Loss	\$0	\$0	\$0	\$6,971	\$3,568	\$10,539
Subtotal (Monetary Cost)	\$0	\$0	\$0	\$22,585	\$5,937	\$28,522
Quality of Life	\$0	\$0	\$0	\$78,105	\$0	\$78,105
<b>Total (Comprehensive Cost)</b>	<b>\$0</b>	<b>\$0</b>	<b>\$0</b>	<b>\$100,690</b>	<b>\$5,937</b>	<b>\$106,627</b>

Costs of Motorcycle Crashes in Newaygo County (2021 dollars)						
	Fatal	Serious Injury	Moderate Injury	Minor Injury	Property Damage Only	Total
Medical Care	\$0	\$485,784	\$123,357	\$11,916	\$12,432	\$633,489
Work Loss	\$0	\$879,348	\$249,366	\$23,290	\$25,571	\$1,177,575
Public Services	\$0	\$4,068	\$2,509	\$305	\$705	\$7,587
Adjudication	\$0	\$183,192	\$50,115	\$4,724	\$5,064	\$243,095
Insurance Administration	\$0	\$154,644	\$63,609	\$6,710	\$11,586	\$236,549
Congestion & Environmental	\$0	\$16,416	\$17,264	\$3,104	\$12,435	\$49,219
Property Damage & Loss	\$0	\$143,376	\$123,864	\$16,239	\$49,096	\$332,575
Subtotal (Monetary Cost)	\$0	\$1,866,828	\$630,084	\$66,288	\$116,889	\$2,680,089
Quality of Life	\$0	\$9,790,824	\$2,831,868	\$268,021	\$291,144	\$13,181,857
<b>Total (Comprehensive Cost)</b>	<b>\$0</b>	<b>\$11,657,652</b>	<b>\$3,461,952</b>	<b>\$334,309</b>	<b>\$408,033</b>	<b>\$15,861,946</b>

Crash Casualties



Crash Costs



# Newaygo County Bicycle Crashes

Injury Severity	Bicyclist Crash Victims	Bicyclist Victim Costs
Fatal	0	\$0
Serious Injury	0	\$0
Moderate Injury	1	\$198,046
Minor Injury	0	\$0
Property Damage Only	0	\$0
<b>Total</b>	<b>1</b>	<b>\$198,046</b>
Average cost of crash casualty	\$198,046	

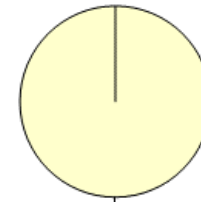
Injury Severity	Non-bicyclist Crash Victims	Non-bicyclist Victim Costs
Fatal	0	\$0
Serious Injury	0	\$0
Moderate Injury	0	\$0
Minor Injury	0	\$0
Property Damage Only	0	\$0
<b>Total</b>	<b>0</b>	<b>\$0</b>
Average cost of crash casualty	\$0	

Bicyclist Victim Costs in Bicycle Crashes in Newaygo County (2021 dollars)						
	Fatal	Serious Injury	Moderate Injury	Minor Injury	Property Damage Only	Total
Medical Care	\$0	\$0	\$6,899	\$0	\$0	\$6,899
Work Loss	\$0	\$0	\$14,235	\$0	\$0	\$14,235
Public Services	\$0	\$0	\$180	\$0	\$0	\$180
Adjudication	\$0	\$0	\$2,832	\$0	\$0	\$2,832
Insurance Administration	\$0	\$0	\$3,924	\$0	\$0	\$3,924
Congestion & Environmental	\$0	\$0	\$1,316	\$0	\$0	\$1,316
Property Damage & Loss	\$0	\$0	\$248	\$0	\$0	\$248
Subtotal (Monetary Cost)	\$0	\$0	\$29,634	\$0	\$0	\$29,634
Quality of Life	\$0	\$0	\$168,412	\$0	\$0	\$168,412
<b>Total (Comprehensive Cost)</b>	<b>\$0</b>	<b>\$0</b>	<b>\$198,046</b>	<b>\$0</b>	<b>\$0</b>	<b>\$198,046</b>

Non-bicyclist Victim Costs in Bicycle Crashes in Newaygo County (2021 dollars)						
	Fatal	Serious Injury	Moderate Injury	Minor Injury	Property Damage Only	Total
Medical Care	\$0	\$0	\$0	\$0	\$0	\$0
Work Loss	\$0	\$0	\$0	\$0	\$0	\$0
Public Services	\$0	\$0	\$0	\$0	\$0	\$0
Adjudication	\$0	\$0	\$0	\$0	\$0	\$0
Insurance Administration	\$0	\$0	\$0	\$0	\$0	\$0
Congestion & Environmental	\$0	\$0	\$0	\$0	\$0	\$0
Property Damage & Loss	\$0	\$0	\$0	\$0	\$0	\$0
Subtotal (Monetary Cost)	\$0	\$0	\$0	\$0	\$0	\$0
Quality of Life	\$0	\$0	\$0	\$0	\$0	\$0
<b>Total (Comprehensive Cost)</b>	<b>\$0</b>	<b>\$0</b>	<b>\$0</b>	<b>\$0</b>	<b>\$0</b>	<b>\$0</b>

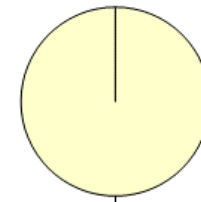
Costs of Bicycle Crashes in Newaygo County (2021 dollars)						
	Fatal	Serious Injury	Moderate Injury	Minor Injury	Property Damage Only	Total
Medical Care	\$0	\$0	\$6,899	\$0	\$0	\$6,899
Work Loss	\$0	\$0	\$14,235	\$0	\$0	\$14,235
Public Services	\$0	\$0	\$180	\$0	\$0	\$180
Adjudication	\$0	\$0	\$2,832	\$0	\$0	\$2,832
Insurance Administration	\$0	\$0	\$3,924	\$0	\$0	\$3,924
Congestion & Environmental	\$0	\$0	\$1,316	\$0	\$0	\$1,316
Property Damage & Loss	\$0	\$0	\$248	\$0	\$0	\$248
Subtotal (Monetary Cost)	\$0	\$0	\$29,634	\$0	\$0	\$29,634
Quality of Life	\$0	\$0	\$168,412	\$0	\$0	\$168,412
<b>Total (Comprehensive Cost)</b>	<b>\$0</b>	<b>\$0</b>	<b>\$198,046</b>	<b>\$0</b>	<b>\$0</b>	<b>\$198,046</b>

Crash Casualties



Moderate Injury  
100%

Crash Costs



Moderate Injury  
100%

# Newaygo County Pedestrian Crashes

Injury Severity	Pedestrian Crash Victims	Pedestrian Victim Costs
Fatal	0	\$0
Serious Injury	2	\$2,127,598
Moderate Injury	0	\$0
Minor Injury	0	\$0
Property Damage Only	0	\$0
<b>Total</b>	<b>2</b>	<b>\$2,127,598</b>
Average cost of crash casualty	\$1,063,799	

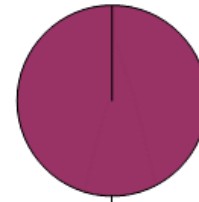
Injury Severity	Non-pedestrian Crash Victims	Non-pedestrian Victim Costs
Fatal	0	\$0
Serious Injury	0	\$0
Moderate Injury	0	\$0
Minor Injury	0	\$0
Property Damage Only	0	\$0
<b>Total</b>	<b>0</b>	<b>\$0</b>
Average cost of crash casualty	\$0	

	Fatal	Serious Injury	Moderate Injury	Minor Injury	Property Damage Only	Total
Medical Care	\$0	\$96,594	\$0	\$0	\$0	\$96,594
Work Loss	\$0	\$155,850	\$0	\$0	\$0	\$155,850
Public Services	\$0	\$676	\$0	\$0	\$0	\$676
Adjudication	\$0	\$33,866	\$0	\$0	\$0	\$33,866
Insurance Administration	\$0	\$38,896	\$0	\$0	\$0	\$38,896
Congestion & Environmental	\$0	\$2,752	\$0	\$0	\$0	\$2,752
Subtotal (Monetary Cost)	\$0	\$328,634	\$0	\$0	\$0	\$328,634
Quality of Life	\$0	\$1,798,964	\$0	\$0	\$0	\$1,798,964
<b>Total (Comprehensive Cost)</b>	<b>\$0</b>	<b>\$2,127,598</b>	<b>\$0</b>	<b>\$0</b>	<b>\$0</b>	<b>\$2,127,598</b>

	Fatal	Serious Injury	Moderate Injury	Minor Injury	Property Damage Only	Total
Medical Care	\$0	\$0	\$0	\$0	\$0	\$0
Work Loss	\$0	\$0	\$0	\$0	\$0	\$0
Public Services	\$0	\$0	\$0	\$0	\$0	\$0
Adjudication	\$0	\$0	\$0	\$0	\$0	\$0
Insurance Administration	\$0	\$0	\$0	\$0	\$0	\$0
Congestion & Environmental	\$0	\$0	\$0	\$0	\$0	\$0
Subtotal (Monetary Cost)	\$0	\$0	\$0	\$0	\$0	\$0
Quality of Life	\$0	\$0	\$0	\$0	\$0	\$0
<b>Total (Comprehensive Cost)</b>	<b>\$0</b>	<b>\$0</b>	<b>\$0</b>	<b>\$0</b>	<b>\$0</b>	<b>\$0</b>

	Fatal	Serious Injury	Moderate Injury	Minor Injury	Property Damage Only	Total
Medical Care	\$0	\$96,594	\$0	\$0	\$0	\$96,594
Work Loss	\$0	\$155,850	\$0	\$0	\$0	\$155,850
Public Services	\$0	\$676	\$0	\$0	\$0	\$676
Adjudication	\$0	\$33,866	\$0	\$0	\$0	\$33,866
Insurance Administration	\$0	\$38,896	\$0	\$0	\$0	\$38,896
Congestion & Environmental	\$0	\$2,752	\$0	\$0	\$0	\$2,752
Subtotal (Monetary Cost)	\$0	\$328,634	\$0	\$0	\$0	\$328,634
Quality of Life	\$0	\$1,798,964	\$0	\$0	\$0	\$1,798,964
<b>Total (Comprehensive Cost)</b>	<b>\$0</b>	<b>\$2,127,598</b>	<b>\$0</b>	<b>\$0</b>	<b>\$0</b>	<b>\$2,127,598</b>

Crash Casualties



Serious  
Injury  
100%

Crash Costs



Serious  
Injury  
100%

# Oakland County Traffic Crashes and Crime

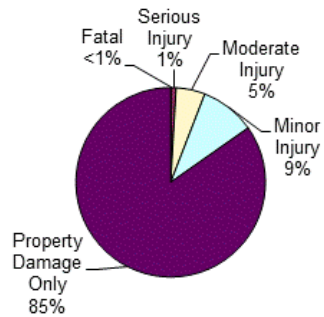
Crash Casualty Severity	Crash Casualties	Crash Costs
Fatal	70	\$727,620,810
Serious Injury	450	\$421,084,800
Moderate Injury	2,816	\$547,523,328
Minor Injury	5,335	\$537,181,150
Property Damage Only	48,172	\$431,091,228
Total	56,843	\$2,664,501,316
Average cost of crash casualty		\$46,875

Index Crime Category	Number of Crimes	Crime Costs
Murder	34	\$336,919,226
Rape	295	\$166,823,385
Aggravated Assault	1,592	\$74,104,416
Robbery	264	\$12,271,248
Larceny	7,612	\$32,586,972
Burglary	1,280	\$5,454,080
Motor Vehicle Theft	1,384	\$14,256,584
Total	12,461	\$642,415,911
Average cost of index crime		\$51,554

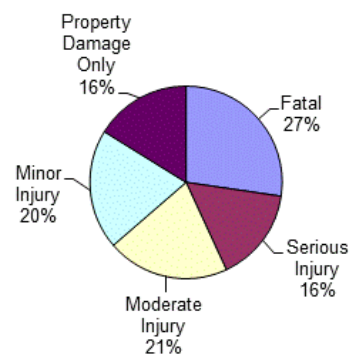
Costs of Crashes in Oakland County (2021 dollars)						
	Fatal	Serious Injury	Moderate Injury	Minor Injury	Property Damage Only	Total
Medical Care	\$1,187,200	\$18,035,550	\$19,827,456	\$19,238,010	\$8,863,648	\$67,151,864
Work Loss	\$91,493,570	\$31,041,000	\$37,058,560	\$34,618,815	\$19,509,660	\$213,721,605
Public Services	\$76,300	\$149,850	\$473,088	\$640,200	\$2,312,256	\$3,651,694
Adjudication & Sanctioning	\$9,074,030	\$6,571,800	\$7,620,096	\$7,180,910	\$3,083,008	\$33,529,844
Insurance Administration	\$2,400,090	\$5,611,050	\$10,889,472	\$12,147,795	\$18,401,704	\$49,450,111
Congestion & Environmental	\$513,240	\$812,250	\$4,995,584	\$9,474,960	\$85,987,020	\$101,783,054
Property Damage & Loss	\$1,092,560	\$5,594,400	\$26,194,432	\$37,190,285	\$118,840,324	\$188,912,001
Subtotal (Monetary Cost)	\$105,836,990	\$67,815,900	\$107,058,688	\$120,490,975	\$256,997,620	\$668,200,173
Quality of Life	\$621,783,820	\$353,268,900	\$440,464,640	\$416,690,175	\$174,093,608	\$2,006,301,143
<b>Total (Comprehensive Cost)</b>	<b>\$727,620,810</b>	<b>\$421,084,800</b>	<b>\$547,523,328</b>	<b>\$537,181,150</b>	<b>\$431,091,228</b>	<b>\$2,664,501,316</b>

Costs of Index Crimes in Oakland County (2021 dollars)								
	Murder	Rape	Aggravated Assault	Robbery	Larceny	Burglary	Motor Vehicle Theft	Total
Medical Care	\$438,362	\$995,330	\$3,367,080	\$523,512	\$0	\$0	\$0	\$5,324,284
Mental Health	\$412,250	\$1,942,575	\$649,536	\$52,536	\$0	\$0	\$0	\$3,056,897
Work Loss	\$39,448,772	\$2,102,465	\$3,623,392	\$1,215,984	\$235,972	\$49,920	\$161,928	\$46,838,433
Public Services	\$3,562,690	\$224,495	\$3,882,888	\$209,088	\$4,011,524	\$463,360	\$629,720	\$12,983,765
Adjudication & Sanctioning	\$16,627,564	\$13,345,210	\$9,544,040	\$3,827,208	\$19,753,140	\$986,880	\$2,754,160	\$66,838,202
Property Damage & Loss	\$7,174	\$55,755	\$133,728	\$363,528	\$8,586,336	\$3,953,920	\$10,710,776	\$23,811,217
Subtotal (Monetary Cost)	\$60,496,812	\$18,665,830	\$21,200,664	\$6,191,856	\$32,586,972	\$5,454,080	\$14,256,584	\$158,852,798
Quality of Life	\$276,422,414	\$148,157,555	\$52,903,752	\$6,079,392	\$0	\$0	\$0	\$483,563,113
<b>Total (Comprehensive Costs)</b>	<b>\$336,919,226</b>	<b>\$166,823,385</b>	<b>\$74,104,416</b>	<b>\$12,271,248</b>	<b>\$32,586,972</b>	<b>\$5,454,080</b>	<b>\$14,256,584</b>	<b>\$642,415,911</b>

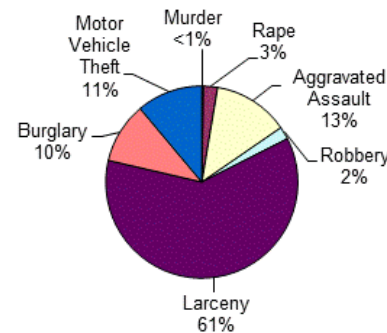
Crash Casualties



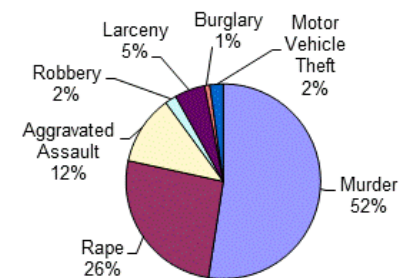
Crash Costs



Index Crimes



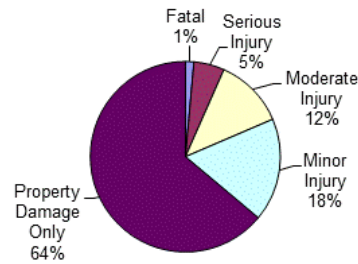
Index Crime Costs



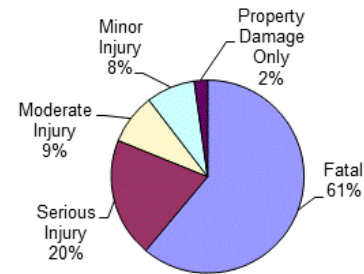
# Oakland County Alcohol-Involved Crashes

Crash Casualty Severity	Crash Casualties	Crash Costs
Fatal	21	\$241,708,950
Serious Injury	76	\$79,182,424
Moderate Injury	174	\$33,450,900
Minor Injury	256	\$32,404,161
Property Damage Only	933	\$8,839,242
<b>Total</b>	<b>1,460</b>	<b>\$395,585,677</b>
Average cost of crash casualty		\$270,949

Crash Casualties



Crash Costs

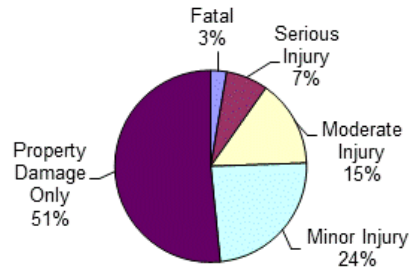


Costs of Alcohol-Involved Crashes in Oakland County (2021 dollars)						
	Fatal	Serious Injury	Moderate Injury	Minor Injury	Property Damage Only	Total
Medical Care	\$356,160	\$3,392,944	\$1,139,004	\$1,104,896	\$195,930	\$6,188,934
Work Loss	\$32,859,981	\$5,699,924	\$2,146,986	\$1,957,632	\$407,721	\$43,072,244
Public Services	\$22,890	\$26,068	\$28,884	\$33,024	\$45,717	\$156,583
Adjudication & Sanctioning	\$2,722,209	\$1,261,600	\$478,326	\$436,480	\$76,506	\$4,975,121
Insurance Administration	\$720,027	\$1,042,796	\$756,204	\$763,392	\$405,855	\$3,688,274
Congestion & Environmental	\$153,972	\$137,332	\$453,888	\$1,654,209	\$1,665,405	\$4,064,806
Property Damage & Loss	\$327,768	\$957,600	\$1,636,644	\$1,995,264	\$2,379,150	\$7,296,426
<b>Subtotal (Monetary Cost)</b>	<b>\$37,163,007</b>	<b>\$12,518,264</b>	<b>\$6,639,936</b>	<b>\$7,944,897</b>	<b>\$5,176,284</b>	<b>\$69,442,388</b>
Quality of Life	\$204,545,943	\$66,664,160	\$26,810,964	\$24,459,264	\$3,662,958	\$326,143,289
<b>Total (Comprehensive Cost)</b>	<b>\$241,708,950</b>	<b>\$79,182,424</b>	<b>\$33,450,900</b>	<b>\$32,404,161</b>	<b>\$8,839,242</b>	<b>\$395,585,677</b>

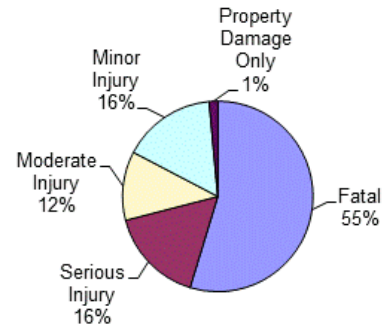
# Oakland County Drug-Involved Crashes

Crash Casualty Severity	Crash Casualties	Crash Costs
Fatal	11	\$126,609,450
Serious Injury	29	\$37,636,838
Moderate Injury	60	\$27,047,220
Minor Injury	98	\$36,773,226
Property Damage Only	211	\$3,350,047
<b>Total</b>	<b>409</b>	<b>\$231,416,781</b>
Average cost of crash casualty	\$565,811	

Crash Casualties



Crash Costs



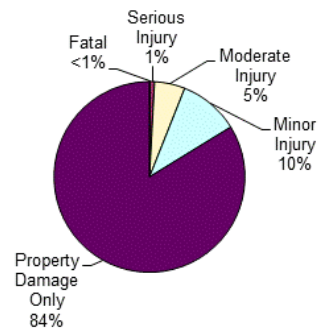
**Costs of Drug-Involved Crashes in Oakland County (2021 dollars)**

	Fatal	Serious Injury	Moderate Injury	Minor Injury	Property Damage Only	Total
Medical Care	\$186,560	\$1,573,714	\$988,560	\$1,338,582	\$87,987	\$4,175,403
Work Loss	\$17,212,371	\$2,681,311	\$1,890,360	\$2,511,544	\$181,882	\$24,477,468
Public Services	\$11,990	\$11,252	\$13,500	\$19,012	\$11,183	\$66,937
Adjudication & Sanctioning	\$1,425,919	\$586,641	\$404,880	\$542,822	\$37,136	\$2,997,398
Insurance Administration	\$377,157	\$491,318	\$466,440	\$635,726	\$118,793	\$2,089,434
Congestion & Environmental	\$80,652	\$52,664	\$107,040	\$174,930	\$376,635	\$791,921
Property Damage & Loss	\$171,688	\$394,632	\$637,500	\$901,796	\$573,287	\$2,678,903
<b>Subtotal (Monetary Cost)</b>	<b>\$19,466,337</b>	<b>\$5,791,532</b>	<b>\$4,508,280</b>	<b>\$6,124,412</b>	<b>\$1,386,903</b>	<b>\$37,277,464</b>
Quality of Life	\$107,143,113	\$31,845,306	\$22,538,940	\$30,648,814	\$1,963,144	\$194,139,317
<b>Total (Comprehensive Cost)</b>	<b>\$126,609,450</b>	<b>\$37,636,838</b>	<b>\$27,047,220</b>	<b>\$36,773,226</b>	<b>\$3,350,047</b>	<b>\$231,416,781</b>

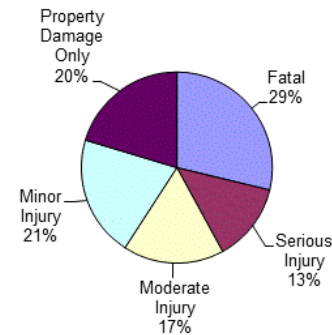
# Oakland County Young Driver Crashes (<21)

Crash Casualty Severity	Crash Casualties	Crash Costs
Fatal	13	\$135,129,579
Serious Injury	83	\$62,351,841
Moderate Injury	576	\$80,398,656
Minor Injury	1,141	\$96,270,734
Property Damage Only	9,350	\$95,547,650
<b>Total</b>	<b>11,163</b>	<b>\$469,698,460</b>
Average cost of crash casualty		\$42,076

Crash Casualties



Crash Costs

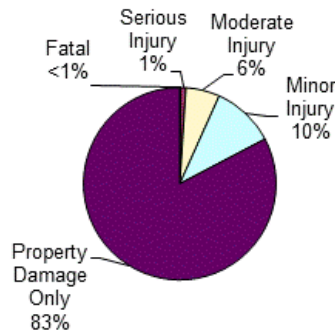


Costs of Young Driver Crashes in Oakland County (2021 dollars)						
	Fatal	Serious Injury	Moderate Injury	Minor Injury	Property Damage Only	Total
Medical Care	\$220,480	\$2,630,768	\$2,769,408	\$3,574,753	\$2,187,900	\$11,383,309
Work Loss	\$16,991,663	\$4,482,581	\$5,318,784	\$6,310,871	\$4,431,900	\$37,535,799
Public Services	\$14,170	\$24,568	\$91,584	\$138,061	\$476,850	\$745,233
Adjudication	\$1,685,177	\$952,757	\$1,084,608	\$1,318,996	\$748,000	\$5,789,538
Insurance Administration	\$445,731	\$855,564	\$1,832,832	\$2,385,831	\$4,011,150	\$9,531,108
Congestion & Environmental	\$95,316	\$149,317	\$1,021,248	\$2,022,993	\$16,689,750	\$19,978,624
Property Damage & Loss	\$202,904	\$968,693	\$5,228,352	\$8,267,686	\$24,927,100	\$39,594,735
<b>Subtotal (Monetary Cost)</b>	<b>\$19,655,441</b>	<b>\$10,064,248</b>	<b>\$17,346,816</b>	<b>\$24,019,191</b>	<b>\$53,472,650</b>	<b>\$124,558,346</b>
Quality of Life	\$115,474,138	\$52,287,593	\$63,051,840	\$72,251,543	\$42,075,000	\$345,140,114
<b>Total (Comprehensive Cost)</b>	<b>\$135,129,579</b>	<b>\$62,351,841</b>	<b>\$80,398,656</b>	<b>\$96,270,734</b>	<b>\$95,547,650</b>	<b>\$469,698,460</b>

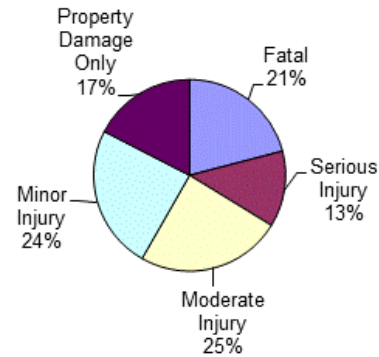
# Oakland County Older Driver Crashes (65+)

Crash Casualty Severity	Crash Casualties	Crash Costs
Fatal	16	\$166,313,328
Serious Injury	104	\$102,046,672
Moderate Injury	664	\$194,767,136
Minor Injury	1,238	\$193,074,766
Property Damage Only	9,650	\$138,622,250
<b>Total</b>	<b>11,672</b>	<b>\$794,824,152</b>
Average cost of crash casualty	\$68,097	

Crash Casualties



Crash Costs



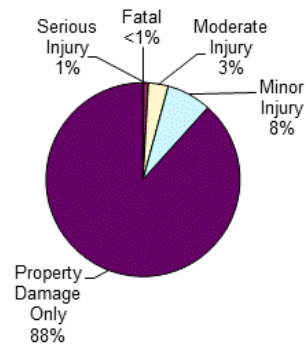
Costs of Older Driver Crashes in Oakland County (2021 dollars)						
	Fatal	Serious Injury	Moderate Injury	Minor Injury	Property Damage Only	Total
Medical Care	\$271,360	\$4,271,280	\$7,035,744	\$6,946,418	\$3,773,150	\$22,297,952
Work Loss	\$20,912,816	\$7,395,336	\$13,396,864	\$12,947,004	\$7,092,750	\$61,744,770
Public Services	\$17,440	\$35,256	\$126,160	\$172,082	\$521,100	\$872,038
Adjudication	\$2,074,064	\$1,561,664	\$2,735,680	\$2,657,986	\$1,312,400	\$10,341,794
Insurance Administration	\$548,592	\$1,381,120	\$3,456,120	\$3,842,752	\$4,960,100	\$14,188,684
Congestion & Environmental	\$117,312	\$187,720	\$1,181,920	\$2,199,926	\$17,215,600	\$20,902,478
Property Damage & Loss	\$249,728	\$1,353,560	\$6,402,952	\$9,463,272	\$27,714,800	\$45,184,312
<b>Subtotal (Monetary Cost)</b>	<b>\$24,191,312</b>	<b>\$16,185,936</b>	<b>\$34,335,440</b>	<b>\$38,229,440</b>	<b>\$62,589,900</b>	<b>\$175,532,028</b>
Quality of Life	\$142,122,016	\$85,860,736	\$160,431,696	\$154,845,326	\$76,032,350	\$619,292,124
<b>Total (Comprehensive Cost)</b>	<b>\$166,313,328</b>	<b>\$102,046,672</b>	<b>\$194,767,136</b>	<b>\$193,074,766</b>	<b>\$138,622,250</b>	<b>\$794,824,152</b>



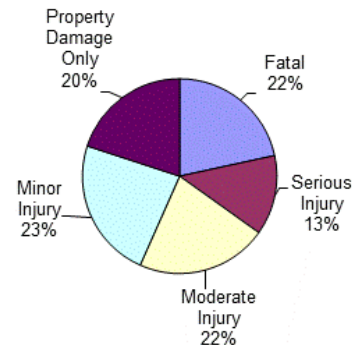
# Oakland County Medium/Large Truck Crashes

Crash Casualty Severity	Crash Casualties	Crash Costs
Fatal	3	\$31,297,401
Serious Injury	22	\$19,209,080
Moderate Injury	93	\$31,596,192
Minor Injury	209	\$33,854,656
Property Damage Only	2,475	\$28,945,125
<b>Total</b>	<b>2,802</b>	<b>\$144,902,454</b>
Average cost of crash casualty		\$51,714

Crash Casualties



Crash Costs



Costs of Medium/Large Truck Crashes in Oakland County (2021 dollars)						
	Fatal	Serious Injury	Moderate Injury	Minor Injury	Property Damage Only	Total
Medical Care	\$97,014	\$890,582	\$1,605,645	\$1,654,653	\$898,425	\$5,146,319
Work Loss	\$3,921,153	\$2,758,668	\$4,964,154	\$4,771,888	\$7,209,675	\$23,625,538
Public Services	\$3,288	\$7,062	\$16,275	\$40,128	\$116,325	\$183,078
Adjudication	\$425,610	\$319,242	\$263,562	\$313,918	\$393,525	\$1,715,857
Insurance Administration	\$102,120	\$250,778	\$339,450	\$466,070	\$1,356,300	\$2,514,718
Congestion & Environmental	\$22,749	\$41,074	\$170,655	\$383,933	\$4,571,325	\$5,189,736
Property Damage & Loss	\$77,589	\$235,906	\$763,809	\$1,307,295	\$7,128,000	\$9,512,599
<b>Subtotal (Monetary Cost)</b>	<b>\$4,649,523</b>	<b>\$4,503,312</b>	<b>\$8,123,550</b>	<b>\$8,937,885</b>	<b>\$21,673,575</b>	<b>\$47,887,845</b>
Quality of Life	\$26,647,878	\$14,705,768	\$23,472,642	\$24,916,771	\$7,271,550	\$97,014,609
<b>Total (Comprehensive Cost)</b>	<b>\$31,297,401</b>	<b>\$19,209,080</b>	<b>\$31,596,192</b>	<b>\$33,854,656</b>	<b>\$28,945,125</b>	<b>\$144,902,454</b>

# Oakland County Motorcycle Crashes

Injury Severity	Motorcyclist Crash Victims	Motorcyclist Victim Costs
Fatal	6	\$64,374,408
Serious Injury	56	\$54,402,376
Moderate Injury	98	\$26,097,792
Minor Injury	38	\$8,877,522
Property Damage Only	70	\$3,518,340
<b>Total</b>	<b>268</b>	<b>\$157,270,438</b>
Average cost of crash casualty		\$586,830

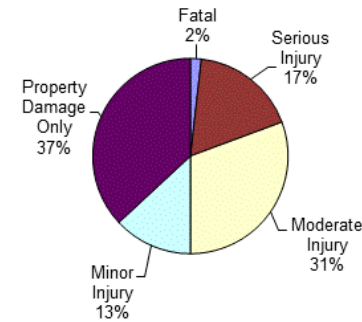
Injury Severity	Non-motorcyclist Crash Victims	Non-motorcyclist Victim Costs
Fatal	0	\$0
Serious Injury	3	\$2,807,232
Moderate Injury	5	\$972,165
Minor Injury	6	\$604,140
Property Damage Only	54	\$320,598
<b>Total</b>	<b>68</b>	<b>\$4,704,135</b>
Average cost of crash casualty		\$69,178

Motorcyclist Victim Costs in Motorcycle Crashes in Oakland County (2021 dollars)						
	Fatal	Serious Injury	Moderate Injury	Minor Injury	Property Damage Only	Total
Medical Care	\$118,080	\$2,266,992	\$929,922	\$315,780	\$108,780	\$3,739,554
Work Loss	\$8,867,262	\$4,103,624	\$1,879,836	\$638,438	\$222,670	\$15,711,830
Public Services	\$6,540	\$18,984	\$18,914	\$7,030	\$5,950	\$57,418
Adjudication	\$777,774	\$854,896	\$377,790	\$128,364	\$44,310	\$2,183,134
Insurance Administration	\$194,928	\$721,672	\$479,514	\$168,454	\$97,580	\$1,662,148
Congestion & Environmental	\$43,992	\$76,608	\$130,144	\$50,464	\$93,170	\$394,378
Property Damage & Loss	\$133,818	\$669,088	\$933,744	\$352,184	\$398,370	\$2,487,204
Subtotal (Monetary Cost)	\$10,142,394	\$8,711,864	\$4,749,864	\$1,660,714	\$970,830	\$26,235,666
Quality of Life	\$54,232,014	\$45,690,512	\$21,347,928	\$7,216,808	\$2,547,510	\$131,034,772
<b>Total (Comprehensive Cost)</b>	<b>\$64,374,408</b>	<b>\$54,402,376</b>	<b>\$26,097,792</b>	<b>\$8,877,522</b>	<b>\$3,518,340</b>	<b>\$157,270,438</b>

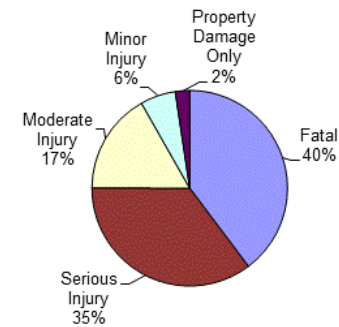
Non-motorcyclist Victim Costs in Motorcycle Crashes in Oakland County (2021 dollars)						
	Fatal	Serious Injury	Moderate Injury	Minor Injury	Property Damage Only	Total
Medical Care	\$0	\$120,237	\$35,205	\$21,636	\$0	\$177,078
Work Loss	\$0	\$206,940	\$65,800	\$38,934	\$6,642	\$318,316
Public Services	\$0	\$999	\$840	\$720	\$1,350	\$3,909
Adjudication	\$0	\$43,812	\$13,530	\$8,076	\$0	\$65,418
Insurance Administration	\$0	\$37,407	\$19,335	\$13,662	\$23,436	\$93,840
Congestion & Environmental	\$0	\$5,415	\$8,870	\$10,656	\$96,498	\$121,439
Property Damage & Loss	\$0	\$37,296	\$46,510	\$41,826	\$192,672	\$318,304
Subtotal (Monetary Cost)	\$0	\$452,106	\$190,090	\$135,510	\$320,598	\$1,098,304
Quality of Life	\$0	\$2,355,126	\$782,075	\$468,630	\$0	\$3,605,831
<b>Total (Comprehensive Cost)</b>	<b>\$0</b>	<b>\$2,807,232</b>	<b>\$972,165</b>	<b>\$604,140</b>	<b>\$320,598</b>	<b>\$4,704,135</b>

Costs of Motorcycle Crashes in Oakland County (2021 dollars)						
	Fatal	Serious Injury	Moderate Injury	Minor Injury	Property Damage Only	Total
Medical Care	\$118,080	\$2,387,229	\$965,127	\$337,416	\$108,780	\$3,916,632
Work Loss	\$8,867,262	\$4,310,564	\$1,945,636	\$677,372	\$229,312	\$16,030,146
Public Services	\$6,540	\$19,983	\$19,754	\$7,750	\$7,300	\$61,327
Adjudication	\$777,774	\$898,708	\$391,320	\$136,440	\$44,310	\$2,248,552
Insurance Administration	\$194,928	\$759,079	\$498,849	\$182,116	\$121,016	\$1,755,988
Congestion & Environmental	\$43,992	\$82,023	\$139,014	\$61,120	\$189,668	\$515,817
Property Damage & Loss	\$133,818	\$706,384	\$980,254	\$394,010	\$591,042	\$2,805,508
Subtotal (Monetary Cost)	\$10,142,394	\$9,163,970	\$4,939,954	\$1,796,224	\$1,291,428	\$27,333,970
Quality of Life	\$54,232,014	\$48,045,638	\$22,130,003	\$7,685,438	\$2,547,510	\$134,640,603
<b>Total (Comprehensive Cost)</b>	<b>\$64,374,408</b>	<b>\$57,209,608</b>	<b>\$27,069,957</b>	<b>\$9,481,662</b>	<b>\$3,838,938</b>	<b>\$161,974,573</b>

Crash Casualties



Crash Costs



# Oakland County Bicycle Crashes

Injury Severity	Bicyclist Crash Victims	Bicyclist Victim Costs
Fatal	2	\$19,441,804
Serious Injury	12	\$11,219,448
Moderate Injury	64	\$12,674,944
Minor Injury	32	\$4,060,544
Property Damage Only	30	\$410,280
<b>Total</b>	<b>140</b>	<b>\$47,807,020</b>
Average cost of crash casualty		\$341,479

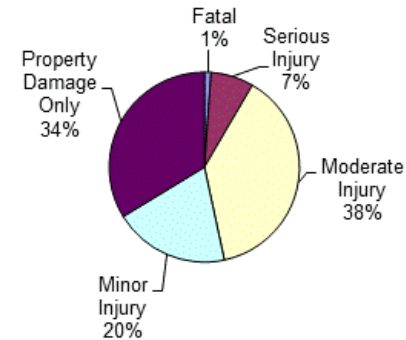
Injury Severity	Non-bicyclist Crash Victims	Non-bicyclist Victim Costs
Fatal	0	\$0
Serious Injury	1	\$935,744
Moderate Injury	4	\$777,732
Minor Injury	3	\$302,070
Property Damage Only	30	\$268,470
<b>Total</b>	<b>38</b>	<b>\$2,284,016</b>
Average cost of crash casualty		\$60,106

	Fatal	Serious Injury	Moderate Injury	Minor Injury	Property Damage Only	Total
Medical Care	\$51,942	\$486,336	\$441,536	\$136,704	\$13,920	\$1,130,438
Work Loss	\$2,378,550	\$910,344	\$911,040	\$267,232	\$24,870	\$4,492,036
Public Services	\$2,180	\$4,056	\$11,520	\$4,960	\$630	\$23,346
Adjudication	\$471,378	\$185,676	\$181,248	\$54,144	\$5,190	\$897,636
Insurance Administration	\$97,188	\$211,644	\$251,136	\$77,984	\$7,440	\$645,392
Congestion & Environmental	\$14,664	\$16,512	\$84,224	\$40,256	\$5,340	\$160,996
Property Damage & Loss	\$500	\$3,000	\$15,872	\$7,616	\$1,020	\$28,008
Subtotal (Monetary Cost)	\$3,016,402	\$1,817,568	\$1,896,576	\$588,896	\$58,410	\$7,377,852
Quality of Life	\$16,425,402	\$9,401,880	\$10,778,368	\$3,471,648	\$351,870	\$40,429,168
<b>Total (Comprehensive Cost)</b>	<b>\$19,441,804</b>	<b>\$11,219,448</b>	<b>\$12,674,944</b>	<b>\$4,060,544</b>	<b>\$410,280</b>	<b>\$47,807,020</b>

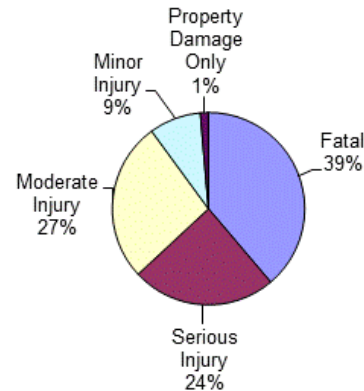
	Fatal	Serious Injury	Moderate Injury	Minor Injury	Property Damage Only	Total
Medical Care	\$0	\$40,079	\$28,164	\$10,818	\$5,520	\$84,581
Work Loss	\$0	\$68,980	\$52,640	\$19,467	\$12,150	\$153,237
Public Services	\$0	\$333	\$672	\$360	\$1,440	\$2,805
Adjudication	\$0	\$14,604	\$10,824	\$4,038	\$1,920	\$31,386
Insurance Administration	\$0	\$12,469	\$15,468	\$6,831	\$11,460	\$46,228
Congestion & Environmental	\$0	\$1,805	\$7,096	\$5,328	\$53,550	\$67,779
Property Damage & Loss	\$0	\$12,432	\$37,208	\$20,913	\$74,010	\$144,563
Subtotal (Monetary Cost)	\$0	\$150,702	\$152,072	\$67,755	\$160,050	\$530,579
Quality of Life	\$0	\$785,042	\$625,660	\$234,315	\$108,420	\$1,753,437
<b>Total (Comprehensive Cost)</b>	<b>\$0</b>	<b>\$935,744</b>	<b>\$777,732</b>	<b>\$302,070</b>	<b>\$268,470</b>	<b>\$2,284,016</b>

	Fatal	Serious Injury	Moderate Injury	Minor Injury	Property Damage Only	Total
Medical Care	\$51,942	\$526,415	\$469,700	\$147,522	\$19,440	\$1,215,019
Work Loss	\$2,378,550	\$979,324	\$963,680	\$286,699	\$37,020	\$4,645,273
Public Services	\$2,180	\$4,389	\$12,192	\$5,320	\$2,070	\$26,151
Adjudication	\$471,378	\$200,280	\$192,072	\$58,182	\$7,110	\$929,022
Insurance Administration	\$97,188	\$224,113	\$266,604	\$84,815	\$18,900	\$691,620
Congestion & Environmental	\$14,664	\$18,317	\$91,320	\$45,584	\$58,890	\$228,775
Property Damage & Loss	\$500	\$15,432	\$53,080	\$28,529	\$75,030	\$172,571
Subtotal (Monetary Cost)	\$3,016,402	\$1,968,270	\$2,048,648	\$656,651	\$218,460	\$7,908,431
Quality of Life	\$16,425,402	\$10,186,922	\$11,404,028	\$3,705,963	\$460,290	\$42,182,605
<b>Total (Comprehensive Cost)</b>	<b>\$19,441,804</b>	<b>\$12,155,192</b>	<b>\$13,452,676</b>	<b>\$4,362,614</b>	<b>\$678,750</b>	<b>\$50,091,036</b>

Crash Casualties



Crash Costs



# Oakland County Pedestrian Crashes

Injury Severity	Pedestrian Crash Victims	Pedestrian Victim Costs
Fatal	21	\$204,421,371
Serious Injury	33	\$35,105,367
Moderate Injury	66	\$16,276,260
Minor Injury	38	\$5,912,876
Property Damage Only	20	\$318,560
<b>Total</b>	<b>178</b>	<b>\$262,034,434</b>
Average cost of crash casualty	\$1,472,104	

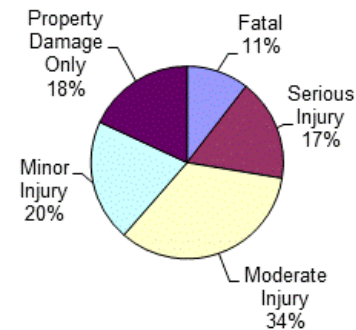
Injury Severity	Non-pedestrian Crash Victims	Non-pedestrian Victim Costs
Fatal	1	\$10,378,975
Serious Injury	3	\$2,769,936
Moderate Injury	5	\$925,655
Minor Injury	5	\$468,595
Property Damage Only	18	\$116,676
<b>Total</b>	<b>32</b>	<b>\$14,659,837</b>
Average cost of crash casualty	\$458,120	

Pedestrian Victim Costs in Pedestrian Crashes in Oakland County (2021 dollars)						
	Fatal	Serious Injury	Moderate Injury	Minor Injury	Property Damage Only	Total
Medical Care	\$474,747	\$1,593,801	\$602,778	\$207,632	\$11,160	\$2,890,118
Work Loss	\$24,930,801	\$2,571,525	\$1,025,112	\$340,100	\$16,720	\$28,884,258
Public Services	\$22,890	\$11,154	\$11,880	\$5,890	\$420	\$52,234
Adjudication	\$2,722,209	\$558,789	\$218,592	\$73,492	\$3,740	\$3,576,822
Insurance Administration	\$1,020,474	\$641,784	\$297,924	\$103,702	\$5,220	\$2,069,104
Congestion & Environmental	\$153,972	\$45,408	\$86,856	\$47,804	\$3,560	\$337,600
Subtotal (Monetary Cost)	\$29,325,093	\$5,422,461	\$2,243,142	\$778,620	\$40,820	\$37,810,136
Quality of Life	\$175,096,278	\$29,682,906	\$14,033,118	\$5,134,256	\$277,740	\$224,224,298
<b>Total (Comprehensive Cost)</b>	<b>\$204,421,371</b>	<b>\$35,105,367</b>	<b>\$16,276,260</b>	<b>\$5,912,876</b>	<b>\$318,560</b>	<b>\$262,034,434</b>

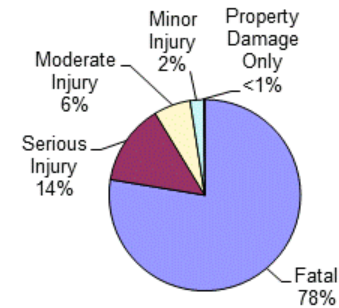
Non-pedestrian Victim in Pedestrian Crashes in Oakland County (2021 dollars)						
	Fatal	Serious Injury	Moderate Injury	Minor Injury	Property Damage Only	Total
Medical Care	\$16,960	\$120,237	\$35,205	\$18,030	\$3,312	\$193,744
Work Loss	\$1,307,051	\$206,940	\$65,800	\$32,445	\$7,290	\$1,619,526
Public Services	\$1,090	\$999	\$840	\$600	\$864	\$4,393
Adjudication	\$129,629	\$43,812	\$13,530	\$6,730	\$1,152	\$194,853
Insurance Administration	\$34,287	\$37,407	\$19,335	\$11,385	\$6,876	\$109,290
Congestion & Environmental	\$7,332	\$5,415	\$8,870	\$8,880	\$32,130	\$62,627
Subtotal (Monetary Cost)	\$1,496,349	\$414,810	\$143,580	\$78,070	\$51,624	\$2,184,433
Quality of Life	\$8,882,626	\$2,355,126	\$782,075	\$390,525	\$65,052	\$12,475,404
<b>Total (Comprehensive Cost)</b>	<b>\$10,378,975</b>	<b>\$2,769,936</b>	<b>\$925,655</b>	<b>\$468,595</b>	<b>\$116,676</b>	<b>\$14,659,837</b>

Costs of Pedestrian Crashes in Oakland County (2021 dollars)						
	Fatal	Serious Injury	Moderate Injury	Minor Injury	Property Damage Only	Total
Medical Care	\$491,707	\$1,714,038	\$637,983	\$225,662	\$14,472	\$3,083,862
Work Loss	\$26,237,852	\$2,778,465	\$1,090,912	\$372,545	\$24,010	\$30,503,784
Public Services	\$23,980	\$12,153	\$12,720	\$6,490	\$1,284	\$56,627
Adjudication	\$2,851,838	\$602,601	\$232,122	\$80,222	\$4,892	\$3,771,675
Insurance Administration	\$1,054,761	\$679,191	\$317,259	\$115,087	\$12,096	\$2,178,394
Congestion & Environmental	\$161,304	\$50,823	\$95,726	\$56,684	\$35,690	\$400,227
Subtotal (Monetary Cost)	\$30,821,442	\$5,837,271	\$2,386,722	\$856,690	\$92,444	\$39,994,569
Quality of Life	\$183,978,904	\$32,038,032	\$14,815,193	\$5,524,781	\$342,792	\$236,699,702
<b>Total (Comprehensive Cost)</b>	<b>\$214,800,346</b>	<b>\$7,875,303</b>	<b>\$17,201,915</b>	<b>\$6,381,471</b>	<b>\$435,236</b>	<b>\$276,694,271</b>

Crash Casualties



Crash Costs



# Oceana County Traffic Crashes and Crime

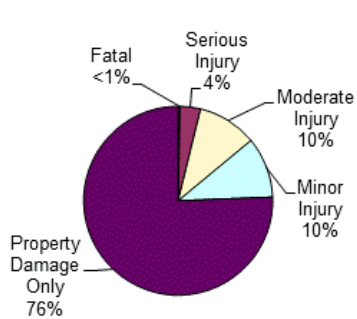
Crash Casualty Severity	Crash Casualties	Crash Costs
Fatal	4	\$41,578,332
Serious Injury	47	\$43,979,968
Moderate Injury	136	\$26,442,888
Minor Injury	139	\$13,995,910
Property Damage Only	1,011	\$9,047,439
<b>Total</b>	<b>1,337</b>	<b>\$135,044,537</b>
Average cost of crash casualty		\$101,006

Index Crime Category	Number of Crimes	Crime Costs
Murder	0	\$0
Rape	27	\$15,268,581
Aggravated Assault	74	\$3,444,552
Robbery	0	\$0
Larceny	323	\$1,382,763
Burglary	56	\$238,616
Motor Vehicle Theft	28	\$288,428
<b>Total</b>	<b>508</b>	<b>\$20,622,940</b>
Average cost of index crime		\$40,596

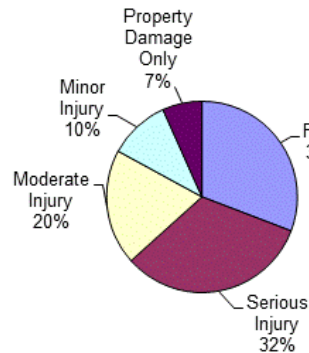
Costs of Crashes in Oceana County (2021 dollars)						
	Fatal	Serious Injury	Moderate Injury	Minor Injury	Property Damage Only	Total
Medical Care	\$67,840	\$1,883,713	\$957,576	\$501,234	\$186,024	\$3,596,387
Work Loss	\$5,228,204	\$3,242,060	\$1,789,760	\$901,971	\$409,455	\$11,571,450
Public Services	\$4,360	\$15,651	\$22,848	\$16,680	\$48,528	\$108,067
Adjudication & Sanctioning	\$518,516	\$686,388	\$368,016	\$187,094	\$64,704	\$1,824,718
Insurance Administration	\$137,148	\$586,043	\$525,912	\$316,503	\$386,202	\$1,951,808
Congestion & Environmental	\$29,328	\$84,835	\$241,264	\$246,864	\$1,804,635	\$2,406,926
Property Damage & Loss	\$62,432	\$584,304	\$1,265,072	\$968,969	\$2,494,137	\$5,374,914
<b>Subtotal (Monetary Cost)</b>	<b>\$6,047,828</b>	<b>\$7,082,994</b>	<b>\$5,170,448</b>	<b>\$3,139,315</b>	<b>\$5,393,685</b>	<b>\$26,834,270</b>
Quality of Life	\$35,530,504	\$36,896,974	\$21,272,440	\$10,856,595	\$3,653,754	\$108,210,267
<b>Total (Comprehensive Cost)</b>	<b>\$41,578,332</b>	<b>\$43,979,968</b>	<b>\$26,442,888</b>	<b>\$13,995,910</b>	<b>\$9,047,439</b>	<b>\$135,044,537</b>

Costs of Index Crimes in Oceana County (2021 dollars)								
	Murder	Rape	Aggravated Assault	Robbery	Larceny	Burglary	Motor Vehicle Theft	Total
Medical Care	\$0	\$91,098	\$156,510	\$0	\$0	\$0	\$0	\$247,608
Mental Health	\$0	\$177,795	\$30,192	\$0	\$0	\$0	\$0	\$207,987
Work Loss	\$0	\$192,429	\$168,424	\$0	\$10,013	\$2,184	\$3,276	\$376,326
Public Services	\$0	\$20,547	\$180,486	\$0	\$170,221	\$20,272	\$12,740	\$404,266
Adjudication & Sanctioning	\$0	\$1,221,426	\$443,630	\$0	\$838,185	\$43,176	\$55,720	\$2,602,137
Property Damage & Loss	\$0	\$5,103	\$6,216	\$0	\$364,344	\$172,984	\$216,692	\$765,339
<b>Subtotal (Monetary Cost)</b>	<b>\$0</b>	<b>\$1,708,398</b>	<b>\$985,458</b>	<b>\$0</b>	<b>\$1,382,763</b>	<b>\$238,616</b>	<b>\$288,428</b>	<b>\$4,603,663</b>
Quality of Life	\$0	\$13,560,183	\$2,459,094	\$0	\$0	\$0	\$0	\$16,019,277
<b>Total (Comprehensive Costs)</b>	<b>\$0</b>	<b>\$15,268,581</b>	<b>\$3,444,552</b>	<b>\$0</b>	<b>\$1,382,763</b>	<b>\$238,616</b>	<b>\$288,428</b>	<b>\$20,622,940</b>

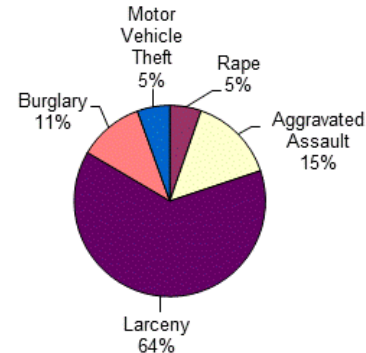
Crash Casualties



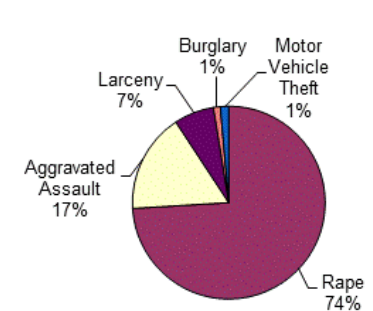
Crash Costs



Index Crimes



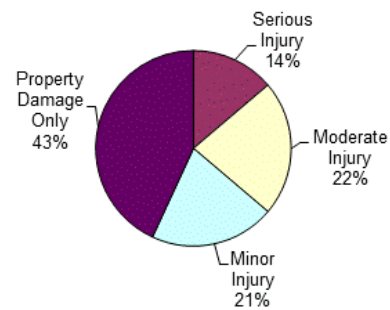
Index Crime Costs



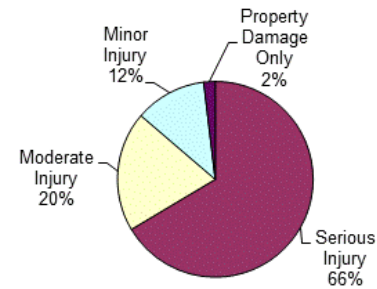
# Oceana County Alcohol-Involved Crashes

Crash Casualty Severity	Crash Casualties	Crash Costs
Fatal	0	\$0
Serious Injury	8	\$8,334,992
Moderate Injury	13	\$2,486,570
Minor Injury	12	\$1,485,729
Property Damage Only	25	\$236,850
<b>Total</b>	<b>58</b>	<b>\$12,544,141</b>
Average cost of crash casualty		\$216,278

Crash Casualties



Crash Costs

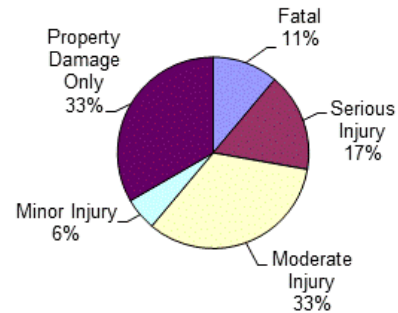


Costs of Alcohol-Involved Crashes in Oceana County (2021 dollars)						
	Fatal	Serious Injury	Moderate Injury	Minor Injury	Property Damage Only	Total
Medical Care	\$0	\$357,152	\$85,098	\$51,792	\$5,250	\$499,292
Work Loss	\$0	\$599,992	\$160,407	\$91,764	\$10,925	\$863,088
Public Services	\$0	\$2,744	\$2,158	\$1,548	\$1,225	\$7,675
Adjudication & Sanctioning	\$0	\$132,800	\$35,737	\$20,460	\$2,050	\$191,047
Insurance Administration	\$0	\$109,768	\$56,498	\$35,784	\$10,875	\$212,925
Congestion & Environmental	\$0	\$14,456	\$21,276	\$44,325	\$44,625	\$124,682
Property Damage & Loss	\$0	\$100,800	\$122,278	\$93,528	\$63,750	\$380,356
<b>Subtotal (Monetary Cost)</b>	<b>\$0</b>	<b>\$1,317,712</b>	<b>\$483,452</b>	<b>\$339,201</b>	<b>\$138,700</b>	<b>\$2,279,065</b>
Quality of Life	\$0	\$7,017,280	\$2,003,118	\$1,146,528	\$98,150	\$10,265,076
<b>Total (Comprehensive Cost)</b>	<b>\$0</b>	<b>\$8,334,992</b>	<b>\$2,486,570</b>	<b>\$1,485,729</b>	<b>\$236,850</b>	<b>\$12,544,141</b>

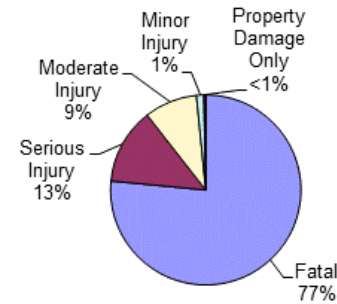
# Oceana County Drug-Involved Crashes

Crash Casualty Severity	Crash Casualties	Crash Costs
Fatal	2	\$23,019,900
Serious Injury	3	\$3,893,466
Moderate Injury	6	\$2,704,722
Minor Injury	1	\$375,237
Property Damage Only	6	\$95,262
<b>Total</b>	<b>18</b>	<b>\$30,088,587</b>
Average cost of crash casualty	\$1,671,588	

Crash Casualties



Crash Costs

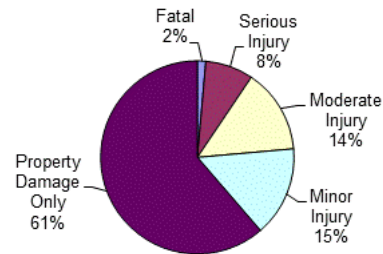


Costs of Drug-Involved Crashes in Oceana County (2021 dollars)						
	Fatal	Serious Injury	Moderate Injury	Minor Injury	Property Damage Only	Total
Medical Care	\$33,920	\$162,798	\$98,856	\$13,659	\$2,502	\$311,735
Work Loss	\$3,129,522	\$277,377	\$189,036	\$25,628	\$5,172	\$3,626,735
Public Services	\$2,180	\$1,164	\$1,350	\$194	\$318	\$5,206
Adjudication & Sanctioning	\$259,258	\$60,687	\$40,488	\$5,539	\$1,056	\$367,028
Insurance Administration	\$68,574	\$50,826	\$46,644	\$6,487	\$3,378	\$175,909
Congestion & Environmental	\$14,664	\$5,448	\$10,704	\$1,785	\$10,710	\$43,311
Property Damage & Loss	\$31,216	\$40,824	\$63,750	\$9,202	\$16,302	\$161,294
<b>Subtotal (Monetary Cost)</b>	<b>\$3,539,334</b>	<b>\$599,124</b>	<b>\$450,828</b>	<b>\$62,494</b>	<b>\$39,438</b>	<b>\$4,691,218</b>
Quality of Life	\$19,480,566	\$3,294,342	\$2,253,894	\$312,743	\$55,824	\$25,397,369
<b>Total (Comprehensive Cost)</b>	<b>\$23,019,900</b>	<b>\$3,893,466</b>	<b>\$2,704,722</b>	<b>\$375,237</b>	<b>\$95,262</b>	<b>\$30,088,587</b>

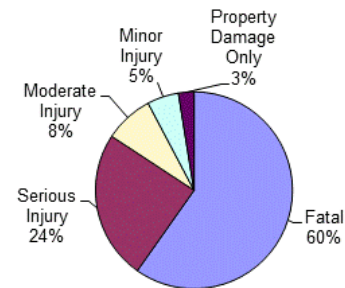
# Oceana County Young Driver Crashes (<21)

Crash Casualty Severity	Crash Casualties	Crash Costs
Fatal	3	\$31,183,749
Serious Injury	17	\$12,770,859
Moderate Injury	30	\$4,187,430
Minor Injury	32	\$2,699,968
Property Damage Only	130	\$1,328,470
<b>Total</b>	<b>212</b>	<b>\$52,170,476</b>
Average cost of crash casualty		\$246,087

Crash Casualties



Crash Costs



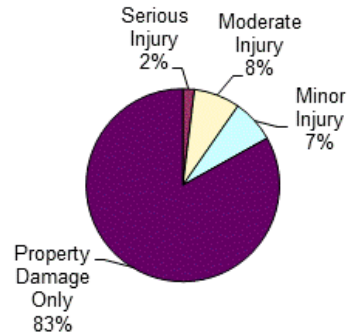
Costs of Young Driver Crashes in Oceana County (2021 dollars)						
	Fatal	Serious Injury	Moderate Injury	Minor Injury	Property Damage Only	Total
Medical Care	\$50,880	\$538,832	\$144,240	\$100,256	\$30,420	\$864,628
Work Loss	\$3,921,153	\$918,119	\$277,020	\$176,992	\$61,620	\$5,354,904
Public Services	\$3,270	\$5,032	\$4,770	\$3,872	\$6,630	\$23,574
Adjudication	\$388,887	\$195,143	\$56,490	\$36,992	\$10,400	\$687,912
Insurance Administration	\$102,861	\$175,236	\$95,460	\$66,912	\$55,770	\$496,239
Congestion & Environmental	\$21,996	\$30,583	\$53,190	\$56,736	\$232,050	\$394,555
Property Damage & Loss	\$46,824	\$198,407	\$272,310	\$231,872	\$346,580	\$1,095,993
<b>Subtotal (Monetary Cost)</b>	<b>\$4,535,871</b>	<b>\$2,061,352</b>	<b>\$903,480</b>	<b>\$673,632</b>	<b>\$743,470</b>	<b>\$8,917,805</b>
Quality of Life	\$26,647,878	\$10,709,507	\$3,283,950	\$2,026,336	\$585,000	\$43,252,671
<b>Total (Comprehensive Cost)</b>	<b>\$31,183,749</b>	<b>\$12,770,859</b>	<b>\$4,187,430</b>	<b>\$2,699,968</b>	<b>\$1,328,470</b>	<b>\$52,170,476</b>



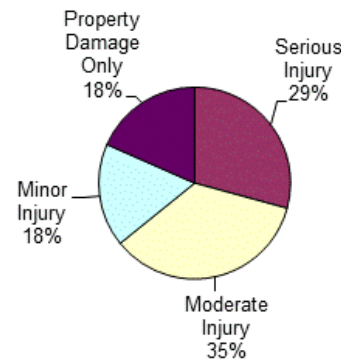
# Oceana County Older Driver Crashes (65+)

Crash Casualty Severity	Crash Casualties	Crash Costs
Fatal	0	\$0
Serious Injury	4	\$3,924,872
Moderate Injury	16	\$4,693,184
Minor Injury	15	\$2,339,355
Property Damage Only	172	\$2,470,780
<b>Total</b>	<b>207</b>	<b>\$13,428,191</b>
Average cost of crash casualty	\$64,870	

Crash Casualties



Crash Costs

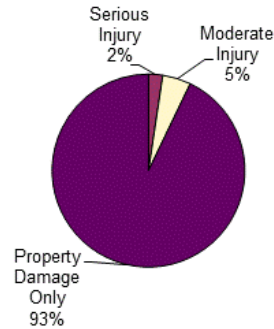


Costs of Older Driver Crashes in Oceana County (2021 dollars)						
	Fatal	Serious Injury	Moderate Injury	Minor Injury	Property Damage Only	Total
Medical Care	\$0	\$164,280	\$169,536	\$84,165	\$67,252	\$485,233
Work Loss	\$0	\$284,436	\$322,816	\$156,870	\$126,420	\$890,542
Public Services	\$0	\$1,356	\$3,040	\$2,085	\$9,288	\$15,769
Adjudication	\$0	\$60,064	\$65,920	\$32,205	\$23,392	\$181,581
Insurance Administration	\$0	\$53,120	\$83,280	\$46,560	\$88,408	\$271,368
Congestion & Environmental	\$0	\$7,220	\$28,480	\$26,655	\$306,848	\$369,203
Property Damage & Loss	\$0	\$52,060	\$154,288	\$114,660	\$493,984	\$814,992
<b>Subtotal (Monetary Cost)</b>	<b>\$0</b>	<b>\$622,536</b>	<b>\$827,360</b>	<b>\$463,200</b>	<b>\$1,115,592</b>	<b>\$3,028,688</b>
Quality of Life	\$0	\$3,302,336	\$3,865,824	\$1,876,155	\$1,355,188	\$10,399,503
<b>Total (Comprehensive Cost)</b>	<b>\$0</b>	<b>\$3,924,872</b>	<b>\$4,693,184</b>	<b>\$2,339,355</b>	<b>\$2,470,780</b>	<b>\$13,428,191</b>

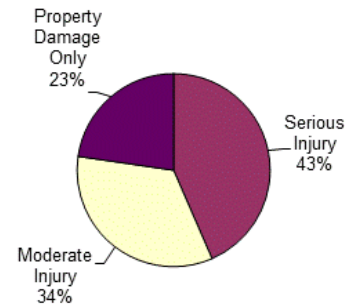
# Oceana County Medium/Large Truck Crashes

Crash Casualty Severity	Crash Casualties	Crash Costs
Fatal	0	\$0
Serious Injury	1	\$873,140
Moderate Injury	2	\$679,488
Minor Injury	0	\$0
Property Damage Only	39	\$456,105
<b>Total</b>	<b>42</b>	<b>\$2,008,733</b>
Average cost of crash casualty		\$47,827

Crash Casualties



Crash Costs



Costs of Medium/Large Truck Crashes in Oceana County (2021 dollars)						
	Fatal	Serious Injury	Moderate Injury	Minor Injury	Property Damage Only	Total
Medical Care	\$0	\$40,481	\$34,530	\$0	\$14,157	\$89,168
Work Loss	\$0	\$125,394	\$106,756	\$0	\$113,607	\$345,757
Public Services	\$0	\$321	\$350	\$0	\$1,833	\$2,504
Adjudication	\$0	\$14,511	\$5,668	\$0	\$6,201	\$26,380
Insurance Administration	\$0	\$11,399	\$7,300	\$0	\$21,372	\$40,071
Congestion & Environmental	\$0	\$1,867	\$3,670	\$0	\$72,033	\$77,570
Property Damage & Loss	\$0	\$10,723	\$16,426	\$0	\$112,320	\$139,469
<b>Subtotal (Monetary Cost)</b>	<b>\$0</b>	<b>\$204,696</b>	<b>\$174,700</b>	<b>\$0</b>	<b>\$341,523</b>	<b>\$720,919</b>
Quality of Life	\$0	\$668,444	\$504,788	\$0	\$114,582	\$1,287,814
<b>Total (Comprehensive Cost)</b>	<b>\$0</b>	<b>\$873,140</b>	<b>\$679,488</b>	<b>\$0</b>	<b>\$456,105</b>	<b>\$2,008,733</b>

# Oceana County Motorcycle Crashes

Injury Severity	Motorcyclist Crash Victims	Motorcyclist Victim Costs
Fatal	0	\$0
Serious Injury	4	\$3,885,884
Moderate Injury	14	\$3,728,256
Minor Injury	2	\$467,238
Property Damage Only	1	\$50,262
<b>Total</b>	<b>21</b>	<b>\$8,131,640</b>
Average cost of crash casualty		\$387,221

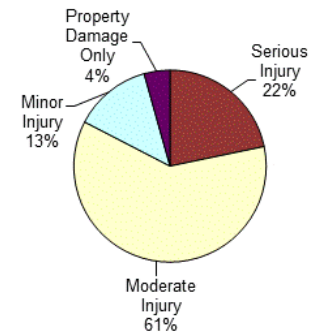
Injury Severity	Non-motorcyclist Crash Victims	Non-motorcyclist Victim Costs
Fatal	0	\$0
Serious Injury	1	\$935,744
Moderate Injury	0	\$0
Minor Injury	1	\$100,690
Property Damage Only	0	\$0
<b>Total</b>	<b>2</b>	<b>\$1,036,434</b>
Average cost of crash casualty		\$518,217

Motorcyclist Victim Costs in Motorcycle Crashes in Oceana County (2021 dollars)						
	Fatal	Serious Injury	Moderate Injury	Minor Injury	Property Damage Only	Total
Medical Care	\$0	\$161,928	\$132,846	\$16,620	\$1,554	\$312,948
Work Loss	\$0	\$293,116	\$268,548	\$33,602	\$3,181	\$598,447
Public Services	\$0	\$1,356	\$2,702	\$370	\$85	\$4,513
Adjudication	\$0	\$61,064	\$53,970	\$6,756	\$633	\$122,423
Insurance Administration	\$0	\$51,548	\$68,502	\$8,866	\$1,394	\$130,310
Congestion & Environmental	\$0	\$5,472	\$18,592	\$2,656	\$1,331	\$28,051
Property Damage & Loss	\$0	\$47,792	\$133,392	\$18,536	\$5,691	\$205,411
Subtotal (Monetary Cost)	\$0	\$622,276	\$678,552	\$87,406	\$13,869	\$1,402,103
Quality of Life	\$0	\$3,263,608	\$3,049,704	\$379,832	\$36,393	\$6,729,537
<b>Total (Comprehensive Cost)</b>	<b>\$0</b>	<b>\$3,885,884</b>	<b>\$3,728,256</b>	<b>\$467,238</b>	<b>\$50,262</b>	<b>\$8,131,640</b>

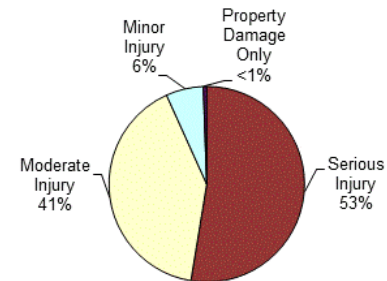
Non-motorcyclist Victim Costs in Motorcycle Crashes in Oceana County (2021 dollars)						
	Fatal	Serious Injury	Moderate Injury	Minor Injury	Property Damage Only	Total
Medical Care	\$0	\$40,079	\$0	\$3,606	\$0	\$43,685
Work Loss	\$0	\$68,980	\$0	\$6,489	\$0	\$75,469
Public Services	\$0	\$333	\$0	\$120	\$0	\$453
Adjudication	\$0	\$14,604	\$0	\$1,346	\$0	\$15,950
Insurance Administration	\$0	\$12,469	\$0	\$2,277	\$0	\$14,746
Congestion & Environmental	\$0	\$1,805	\$0	\$1,776	\$0	\$3,581
Property Damage & Loss	\$0	\$12,432	\$0	\$6,971	\$0	\$19,403
Subtotal (Monetary Cost)	\$0	\$150,702	\$0	\$22,585	\$0	\$173,287
Quality of Life	\$0	\$785,042	\$0	\$78,105	\$0	\$863,147
<b>Total (Comprehensive Cost)</b>	<b>\$0</b>	<b>\$935,744</b>	<b>\$0</b>	<b>\$100,690</b>	<b>\$0</b>	<b>\$1,036,434</b>

Costs of Motorcycle Crashes in Oceana County (2021 dollars)						
	Fatal	Serious Injury	Moderate Injury	Minor Injury	Property Damage Only	Total
Medical Care	\$0	\$202,007	\$132,846	\$20,226	\$1,554	\$356,633
Work Loss	\$0	\$362,096	\$268,548	\$40,091	\$3,181	\$673,916
Public Services	\$0	\$1,689	\$2,702	\$490	\$85	\$4,966
Adjudication	\$0	\$75,668	\$53,970	\$8,102	\$633	\$138,373
Insurance Administration	\$0	\$64,017	\$68,502	\$11,143	\$1,394	\$145,056
Congestion & Environmental	\$0	\$7,277	\$18,592	\$4,432	\$1,331	\$31,632
Property Damage & Loss	\$0	\$60,224	\$133,392	\$25,507	\$5,691	\$224,814
Subtotal (Monetary Cost)	\$0	\$772,978	\$678,552	\$109,991	\$13,869	\$1,575,390
Quality of Life	\$0	\$4,048,650	\$3,049,704	\$457,937	\$36,393	\$7,592,684
<b>Total (Comprehensive Cost)</b>	<b>\$0</b>	<b>\$4,821,628</b>	<b>\$3,728,256</b>	<b>\$567,928</b>	<b>\$50,262</b>	<b>\$9,168,074</b>

Crash Casualties



Crash Costs



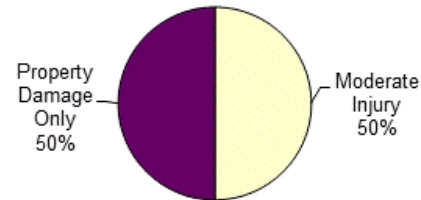
# Oceana County Bicycle Crashes

Injury Severity	Bicyclist Crash Victims	Bicyclist Victim Costs
Fatal	0	\$0
Serious Injury	0	\$0
Moderate Injury	2	\$396,092
Minor Injury	0	\$0
Property Damage Only	1	\$13,676
<b>Total</b>	<b>3</b>	<b>\$409,768</b>
Average cost of crash casualty	\$136,589	

Injury Severity	Non-bicyclist Crash Victims	Non-bicyclist Victim Costs
Fatal	0	\$0
Serious Injury	0	\$0
Moderate Injury	0	\$0
Minor Injury	0	\$0
Property Damage Only	1	\$8,949
<b>Total</b>	<b>1</b>	<b>\$8,949</b>
Average cost of crash casualty	\$8,949	

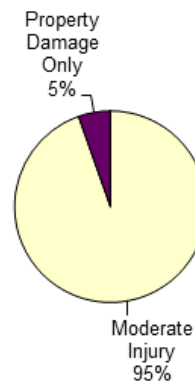
Bicyclist Victim Costs in Bicycle Crashes in Oceana County (2021 dollars)						
	Fatal	Serious Injury	Moderate Injury	Minor Injury	Property Damage Only	Total
Medical Care	\$0	\$0	\$13,798	\$0	\$464	\$14,262
Work Loss	\$0	\$0	\$28,470	\$0	\$829	\$29,299
Public Services	\$0	\$0	\$360	\$0	\$21	\$381
Adjudication	\$0	\$0	\$5,664	\$0	\$173	\$5,837
Insurance Administration	\$0	\$0	\$7,848	\$0	\$248	\$8,096
Congestion & Environmental	\$0	\$0	\$2,632	\$0	\$178	\$2,810
Property Damage & Loss	\$0	\$0	\$496	\$0	\$34	\$530
Subtotal (Monetary Cost)	\$0	\$0	\$59,268	\$0	\$1,947	\$61,215
Quality of Life	\$0	\$0	\$336,824	\$0	\$11,729	\$348,553
<b>Total (Comprehensive Cost)</b>	<b>\$0</b>	<b>\$0</b>	<b>\$396,092</b>	<b>\$0</b>	<b>\$13,676</b>	<b>\$409,768</b>

Crash Casualties



Non-bicyclist Victim Costs in Bicycle Crashes in Oceana County (2021 dollars)						
	Fatal	Serious Injury	Moderate Injury	Minor Injury	Property Damage Only	Total
Medical Care	\$0	\$0	\$0	\$0	\$184	\$184
Work Loss	\$0	\$0	\$0	\$0	\$405	\$405
Public Services	\$0	\$0	\$0	\$0	\$48	\$48
Adjudication	\$0	\$0	\$0	\$0	\$64	\$64
Insurance Administration	\$0	\$0	\$0	\$0	\$382	\$382
Congestion & Environmental	\$0	\$0	\$0	\$0	\$1,785	\$1,785
Property Damage & Loss	\$0	\$0	\$0	\$0	\$2,467	\$2,467
Subtotal (Monetary Cost)	\$0	\$0	\$0	\$0	\$5,335	\$5,335
Quality of Life	\$0	\$0	\$0	\$0	\$3,614	\$3,614
<b>Total (Comprehensive Cost)</b>	<b>\$0</b>	<b>\$0</b>	<b>\$0</b>	<b>\$0</b>	<b>\$8,949</b>	<b>\$8,949</b>

Crash Costs



Costs of Bicycle Crashes in Oceana County (2021 dollars)						
	Fatal	Serious Injury	Moderate Injury	Minor Injury	Property Damage Only	Total
Medical Care	\$0	\$0	\$13,798	\$0	\$648	\$14,446
Work Loss	\$0	\$0	\$28,470	\$0	\$1,234	\$29,704
Public Services	\$0	\$0	\$360	\$0	\$69	\$429
Adjudication	\$0	\$0	\$5,664	\$0	\$237	\$5,901
Insurance Administration	\$0	\$0	\$7,848	\$0	\$630	\$8,478
Congestion & Environmental	\$0	\$0	\$2,632	\$0	\$1,963	\$4,595
Property Damage & Loss	\$0	\$0	\$496	\$0	\$2,501	\$2,997
Subtotal (Monetary Cost)	\$0	\$0	\$59,268	\$0	\$7,282	\$66,550
Quality of Life	\$0	\$0	\$336,824	\$0	\$15,343	\$352,167
<b>Total (Comprehensive Cost)</b>	<b>\$0</b>	<b>\$0</b>	<b>\$396,092</b>	<b>\$0</b>	<b>\$22,625</b>	<b>\$418,717</b>

# Oceana County Pedestrian Crashes

Injury Severity	Pedestrian Crash Victims	Pedestrian Victim Costs
Fatal	1	\$9,734,351
Serious Injury	0	\$0
Moderate Injury	1	\$246,610
Minor Injury	1	\$155,602
Property Damage Only	1	\$15,928
<b>Total</b>	<b>4</b>	<b>\$10,152,491</b>
Average cost of crash casualty	\$2,538,123	

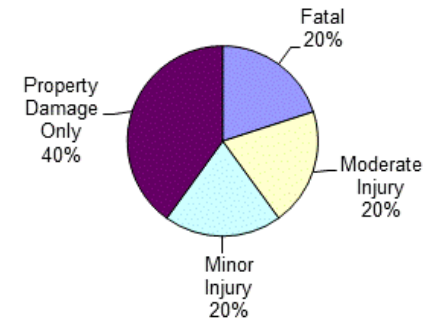
Injury Severity	Non-pedestrian Crash Victims	Non-pedestrian Victim Costs
Fatal	0	\$0
Serious Injury	0	\$0
Moderate Injury	0	\$0
Minor Injury	0	\$0
Property Damage Only	1	\$6,482
<b>Total</b>	<b>1</b>	<b>\$6,482</b>
Average cost of crash casualty	\$6,482	

	Fatal	Serious Injury	Moderate Injury	Minor Injury	Property Damage Only	Total
Medical Care	\$22,607	\$0	\$9,133	\$5,464	\$558	\$37,762
Work Loss	\$1,187,181	\$0	\$15,532	\$8,950	\$836	\$1,212,499
Public Services	\$1,090	\$0	\$180	\$155	\$21	\$1,446
Adjudication	\$129,629	\$0	\$3,312	\$1,934	\$187	\$135,062
Insurance Administration	\$48,594	\$0	\$4,514	\$2,729	\$261	\$56,098
Congestion & Environmental	\$7,332	\$0	\$1,316	\$1,258	\$178	\$10,084
Subtotal (Monetary Cost)	\$1,396,433	\$0	\$33,987	\$20,490	\$2,041	\$1,452,951
Quality of Life	\$8,337,918	\$0	\$212,623	\$135,112	\$13,887	\$8,699,540
<b>Total (Comprehensive Cost)</b>	<b>\$9,734,351</b>	<b>\$0</b>	<b>\$246,610</b>	<b>\$155,602</b>	<b>\$15,928</b>	<b>\$10,152,491</b>

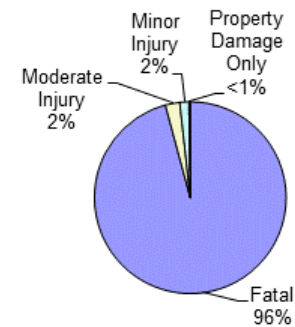
	Fatal	Serious Injury	Moderate Injury	Minor Injury	Property Damage Only	Total
Medical Care	\$0	\$0	\$0	\$0	\$184	\$184
Work Loss	\$0	\$0	\$0	\$0	\$405	\$405
Public Services	\$0	\$0	\$0	\$0	\$48	\$48
Adjudication	\$0	\$0	\$0	\$0	\$64	\$64
Insurance Administration	\$0	\$0	\$0	\$0	\$382	\$382
Congestion & Environmental	\$0	\$0	\$0	\$0	\$1,785	\$1,785
Subtotal (Monetary Cost)	\$0	\$0	\$0	\$0	\$2,868	\$2,868
Quality of Life	\$0	\$0	\$0	\$0	\$3,614	\$3,614
<b>Total (Comprehensive Cost)</b>	<b>\$0</b>	<b>\$0</b>	<b>\$0</b>	<b>\$0</b>	<b>\$6,482</b>	<b>\$6,482</b>

	Fatal	Serious Injury	Moderate Injury	Minor Injury	Property Damage Only	Total
Medical Care	\$22,607	\$0	\$9,133	\$5,464	\$742	\$37,946
Work Loss	\$1,187,181	\$0	\$15,532	\$8,950	\$1,241	\$1,212,904
Public Services	\$1,090	\$0	\$180	\$155	\$69	\$1,494
Adjudication	\$129,629	\$0	\$3,312	\$1,934	\$251	\$135,126
Insurance Administration	\$48,594	\$0	\$4,514	\$2,729	\$643	\$56,480
Congestion & Environmental	\$7,332	\$0	\$1,316	\$1,258	\$1,963	\$11,869
Subtotal (Monetary Cost)	\$1,396,433	\$0	\$33,987	\$20,490	\$4,909	\$1,455,819
Quality of Life	\$8,337,918	\$0	\$212,623	\$135,112	\$17,501	\$8,703,154
<b>Total (Comprehensive Cost)</b>	<b>\$9,734,351</b>	<b>\$0</b>	<b>\$246,610</b>	<b>\$155,602</b>	<b>\$22,410</b>	<b>\$10,158,973</b>

Crash Casualties



Crash Costs



# Ogemaw County Traffic Crashes and Crime

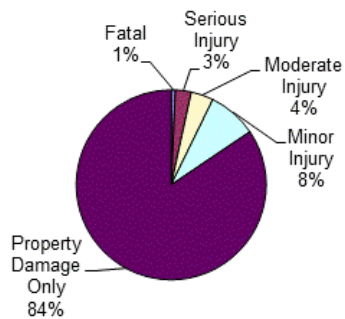
Crash Casualty Severity	Crash Casualties	Crash Costs
Fatal	7	\$72,762,081
Serious Injury	27	\$25,265,088
Moderate Injury	38	\$7,388,454
Minor Injury	83	\$8,357,270
Property Damage Only	842	\$7,535,058
Total	997	\$121,307,951
Average cost of crash casualty		\$121,673

Index Crime Category	Number of Crimes	Crime Costs
Murder	0	\$0
Rape	22	\$12,441,066
Aggravated Assault	22	\$1,024,056
Robbery	0	\$0
Larceny	106	\$453,786
Burglary	28	\$119,308
Motor Vehicle Theft	11	\$113,311
Total	189	\$14,151,527
Average cost of index crime		\$74,876

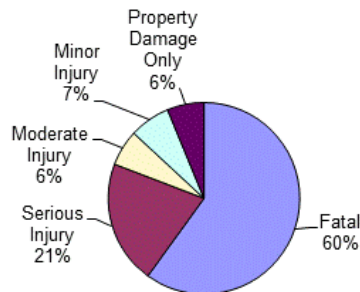
Costs of Crashes in Ogemaw County (2021 dollars)						
	Fatal	Serious Injury	Moderate Injury	Minor Injury	Property Damage Only	Total
Medical Care	\$118,720	\$1,082,133	\$267,558	\$299,298	\$154,928	\$1,922,637
Work Loss	\$9,149,357	\$1,862,460	\$500,080	\$538,587	\$341,010	\$12,391,494
Public Services	\$7,630	\$8,991	\$6,384	\$9,960	\$40,416	\$73,381
Adjudication & Sanctioning	\$907,403	\$394,308	\$102,828	\$111,718	\$53,888	\$1,570,145
Insurance Administration	\$240,009	\$336,663	\$146,946	\$188,991	\$321,644	\$1,234,253
Congestion & Environmental	\$51,324	\$48,735	\$67,412	\$147,408	\$1,502,970	\$1,817,849
Property Damage & Loss	\$109,256	\$335,664	\$353,476	\$578,593	\$2,077,214	\$3,454,203
Subtotal (Monetary Cost)	\$10,583,699	\$4,068,954	\$1,444,684	\$1,874,555	\$4,492,070	\$22,463,962
Quality of Life	\$62,178,382	\$21,196,134	\$5,943,770	\$6,482,715	\$3,042,988	\$98,843,989
<b>Total (Comprehensive Cost)</b>	<b>\$72,762,081</b>	<b>\$25,265,088</b>	<b>\$7,388,454</b>	<b>\$8,357,270</b>	<b>\$7,535,058</b>	<b>\$121,307,951</b>

Costs of Index Crimes in Ogemaw County (2021 dollars)								
	Murder	Rape	Aggravated Assault	Robbery	Larceny	Burglary	Motor Vehicle Theft	Total
Medical Care	\$0	\$74,228	\$46,530	\$0	\$0	\$0	\$0	\$120,758
Mental Health	\$0	\$144,870	\$8,976	\$0	\$0	\$0	\$0	\$153,846
Work Loss	\$0	\$156,794	\$50,072	\$0	\$3,286	\$1,092	\$1,287	\$212,531
Public Services	\$0	\$16,742	\$53,658	\$0	\$55,862	\$10,136	\$5,005	\$141,403
Adjudication & Sanctioning	\$0	\$995,236	\$131,890	\$0	\$275,070	\$21,588	\$21,890	\$1,445,674
Property Damage & Loss	\$0	\$4,158	\$1,848	\$0	\$119,568	\$86,492	\$85,129	\$297,195
Subtotal (Monetary Cost)	\$0	\$1,392,028	\$292,974	\$0	\$453,786	\$119,308	\$113,311	\$2,371,407
Quality of Life	\$0	\$11,049,038	\$731,082	\$0	\$0	\$0	\$0	\$11,780,120
<b>Total (Comprehensive Costs)</b>	<b>\$0</b>	<b>\$12,441,066</b>	<b>\$1,024,056</b>	<b>\$0</b>	<b>\$453,786</b>	<b>\$119,308</b>	<b>\$113,311</b>	<b>\$14,151,527</b>

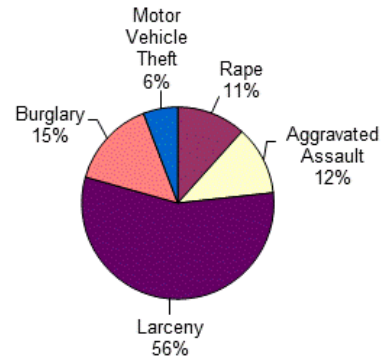
Crash Casualties



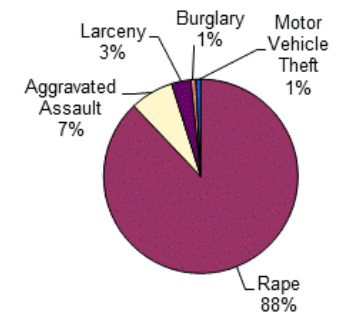
Crash Costs



Index Crimes



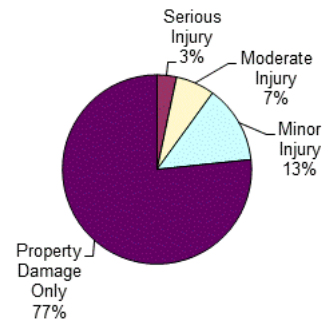
Index Crime Costs



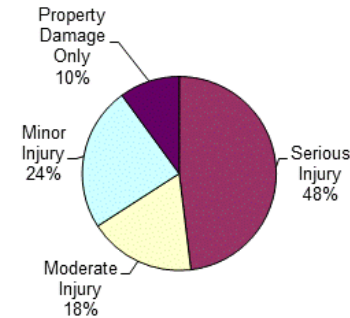
# Ogemaw County Alcohol-Involved Crashes

Crash Casualty Severity	Crash Casualties	Crash Costs
Fatal	0	\$0
Serious Injury	1	\$1,041,874
Moderate Injury	2	\$386,368
Minor Injury	4	\$521,247
Property Damage Only	23	\$217,902
<b>Total</b>	<b>30</b>	<b>\$2,167,391</b>
Average cost of crash casualty		\$72,246

Crash Casualties



Crash Costs

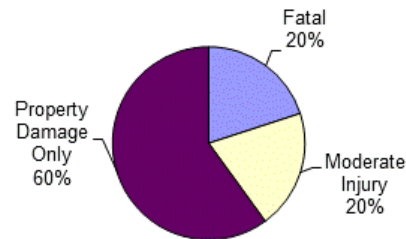


Costs of Alcohol-Involved Crashes in Ogemaw County (2021 dollars)						
	Fatal	Serious Injury	Moderate Injury	Minor Injury	Property Damage Only	Total
Medical Care	\$0	\$44,644	\$13,092	\$17,264	\$4,830	\$79,830
Work Loss	\$0	\$74,999	\$24,678	\$30,588	\$10,051	\$140,316
Public Services	\$0	\$343	\$332	\$516	\$1,127	\$2,318
Adjudication & Sanctioning	\$0	\$16,600	\$5,498	\$6,820	\$1,886	\$30,804
Insurance Administration	\$0	\$13,721	\$8,692	\$11,928	\$10,005	\$44,346
Congestion & Environmental	\$0	\$1,807	\$7,092	\$40,779	\$41,055	\$90,733
Property Damage & Loss	\$0	\$12,600	\$18,812	\$31,176	\$58,650	\$121,238
<b>Subtotal (Monetary Cost)</b>	<b>\$0</b>	<b>\$164,714</b>	<b>\$78,196</b>	<b>\$139,071</b>	<b>\$127,604</b>	<b>\$509,585</b>
Quality of Life	\$0	\$877,160	\$308,172	\$382,176	\$90,298	\$1,657,806
<b>Total (Comprehensive Cost)</b>	<b>\$0</b>	<b>\$1,041,874</b>	<b>\$386,368</b>	<b>\$521,247</b>	<b>\$217,902</b>	<b>\$2,167,391</b>

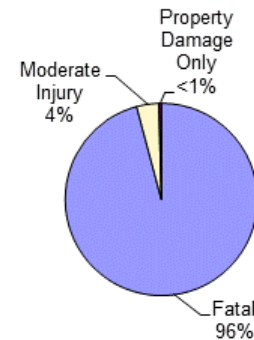
# Ogemaw County Drug-Involved Crashes

Crash Casualty Severity	Crash Casualties	Crash Costs
Fatal	1	\$11,509,950
Serious Injury	0	\$0
Moderate Injury	1	\$450,787
Minor Injury	0	\$0
Property Damage Only	3	\$47,631
<b>Total</b>	<b>5</b>	<b>\$12,008,368</b>
Average cost of crash casualty	\$2,401,674	

Crash Casualties



Crash Costs



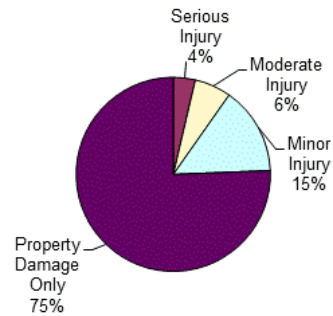
Costs of Drug-Involved Crashes in Ogemaw County (2021 dollars)						
	Fatal	Serious Injury	Moderate Injury	Minor Injury	Property Damage Only	Total
Medical Care	\$16,960	\$0	\$16,476	\$0	\$1,251	\$34,687
Work Loss	\$1,564,761	\$0	\$31,506	\$0	\$2,586	\$1,598,853
Public Services	\$1,090	\$0	\$225	\$0	\$159	\$1,474
Adjudication & Sanctioning	\$129,629	\$0	\$6,748	\$0	\$528	\$136,905
Insurance Administration	\$34,287	\$0	\$7,774	\$0	\$1,689	\$43,750
Congestion & Environmental	\$7,332	\$0	\$1,784	\$0	\$5,355	\$14,471
Property Damage & Loss	\$15,608	\$0	\$10,625	\$0	\$8,151	\$34,384
<b>Subtotal (Monetary Cost)</b>	<b>\$1,769,667</b>	<b>\$0</b>	<b>\$75,138</b>	<b>\$0</b>	<b>\$19,719</b>	<b>\$1,864,524</b>
Quality of Life	\$9,740,283	\$0	\$375,649	\$0	\$27,912	\$10,143,844
<b>Total (Comprehensive Cost)</b>	<b>\$11,509,950</b>	<b>\$0</b>	<b>\$450,787</b>	<b>\$0</b>	<b>\$47,631</b>	<b>\$12,008,368</b>



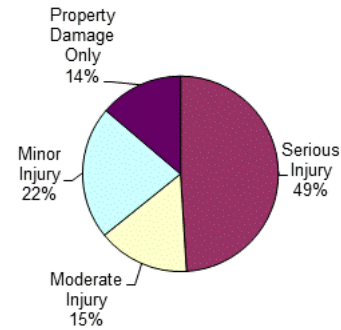
# Ogemaw County Young Driver Crashes (<21)

Crash Casualty Severity	Crash Casualties	Crash Costs
Fatal	0	\$0
Serious Injury	6	\$4,507,362
Moderate Injury	10	\$1,395,810
Minor Injury	24	\$2,024,976
Property Damage Only	124	\$1,267,156
<b>Total</b>	<b>164</b>	<b>\$9,195,304</b>
Average cost of crash casualty		\$56,069

Crash Casualties



Crash Costs

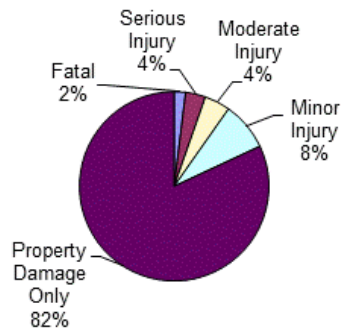


Costs of Young Driver Crashes in Ogemaw County (2021 dollars)						
	Fatal	Serious Injury	Moderate Injury	Minor Injury	Property Damage Only	Total
Medical Care	\$0	\$190,176	\$48,080	\$75,192	\$29,016	\$342,464
Work Loss	\$0	\$324,042	\$92,340	\$132,744	\$58,776	\$607,902
Public Services	\$0	\$1,776	\$1,590	\$2,904	\$6,324	\$12,594
Adjudication	\$0	\$68,874	\$18,830	\$27,744	\$9,920	\$125,368
Insurance Administration	\$0	\$61,848	\$31,820	\$50,184	\$53,196	\$197,048
Congestion & Environmental	\$0	\$10,794	\$17,730	\$42,552	\$221,340	\$292,416
Property Damage & Loss	\$0	\$70,026	\$90,770	\$173,904	\$330,584	\$665,284
<b>Subtotal (Monetary Cost)</b>	<b>\$0</b>	<b>\$727,536</b>	<b>\$301,160</b>	<b>\$505,224</b>	<b>\$709,156</b>	<b>\$2,243,076</b>
Quality of Life	\$0	\$3,779,826	\$1,094,650	\$1,519,752	\$558,000	\$6,952,228
<b>Total (Comprehensive Cost)</b>	<b>\$0</b>	<b>\$4,507,362</b>	<b>\$1,395,810</b>	<b>\$2,024,976</b>	<b>\$1,267,156</b>	<b>\$9,195,304</b>

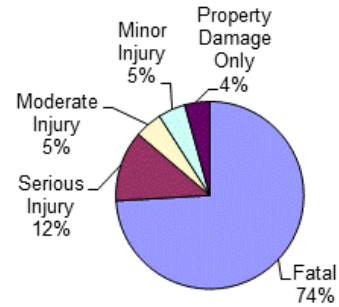
# Ogemaw County Older Driver Crashes (65+)

Crash Casualty Severity	Crash Casualties	Crash Costs
Fatal	4	\$41,578,332
Serious Injury	7	\$6,868,526
Moderate Injury	9	\$2,639,916
Minor Injury	17	\$2,651,269
Property Damage Only	168	\$2,413,320
<b>Total</b>	<b>205</b>	<b>\$56,151,363</b>
Average cost of crash casualty	\$273,909	

Crash Casualties



Crash Costs

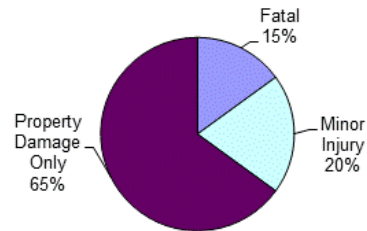


Costs of Older Driver Crashes in Ogemaw County (2021 dollars)						
	Fatal	Serious Injury	Moderate Injury	Minor Injury	Property Damage Only	Total
Medical Care	\$67,840	\$287,490	\$95,364	\$95,387	\$65,688	\$611,769
Work Loss	\$5,228,204	\$497,763	\$181,584	\$177,786	\$123,480	\$6,208,817
Public Services	\$4,360	\$2,373	\$1,710	\$2,363	\$9,072	\$19,878
Adjudication	\$518,516	\$105,112	\$37,080	\$36,499	\$22,848	\$720,055
Insurance Administration	\$137,148	\$92,960	\$46,845	\$52,768	\$86,352	\$416,073
Congestion & Environmental	\$29,328	\$12,635	\$16,020	\$30,209	\$299,712	\$387,904
Property Damage & Loss	\$62,432	\$91,105	\$86,787	\$129,948	\$482,496	\$852,768
<b>Subtotal (Monetary Cost)</b>	<b>\$6,047,828</b>	<b>\$1,089,438</b>	<b>\$465,390</b>	<b>\$524,960</b>	<b>\$1,089,648</b>	<b>\$9,217,264</b>
Quality of Life	\$35,530,504	\$5,779,088	\$2,174,526	\$2,126,309	\$1,323,672	\$46,934,099
<b>Total (Comprehensive Cost)</b>	<b>\$41,578,332</b>	<b>\$6,868,526</b>	<b>\$2,639,916</b>	<b>\$2,651,269</b>	<b>\$2,413,320</b>	<b>\$56,151,363</b>

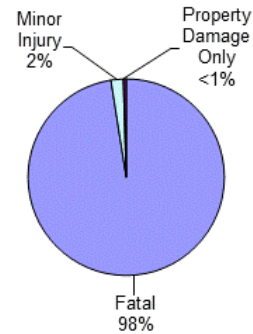
# Ogemaw County Medium/Large Truck Crashes

Crash Casualty Severity	Crash Casualties	Crash Costs
Fatal	3	\$31,297,401
Serious Injury	0	\$0
Moderate Injury	0	\$0
Minor Injury	4	\$647,936
Property Damage Only	13	\$152,035
<b>Total</b>	<b>20</b>	<b>\$32,097,372</b>
Average cost of crash casualty		\$1,604,869

Crash Casualties



Crash Costs



Costs of Medium/Large Truck Crashes in Ogemaw County (2021 dollars)						
	Fatal	Serious Injury	Moderate Injury	Minor Injury	Property Damage Only	Total
Medical Care	\$97,014	\$0	\$0	\$31,668	\$4,719	\$133,401
Work Loss	\$3,921,153	\$0	\$0	\$91,328	\$37,869	\$4,050,350
Public Services	\$3,288	\$0	\$0	\$768	\$611	\$4,667
Adjudication	\$425,610	\$0	\$0	\$6,008	\$2,067	\$433,685
Insurance Administration	\$102,120	\$0	\$0	\$8,920	\$7,124	\$118,164
Congestion & Environmental	\$22,749	\$0	\$0	\$7,348	\$24,011	\$54,108
Property Damage & Loss	\$77,589	\$0	\$0	\$25,020	\$37,440	\$140,049
<b>Subtotal (Monetary Cost)</b>	<b>\$4,649,523</b>	<b>\$0</b>	<b>\$0</b>	<b>\$171,060</b>	<b>\$113,841</b>	<b>\$4,934,424</b>
Quality of Life	\$26,647,878	\$0	\$0	\$476,876	\$38,194	\$27,162,948
<b>Total (Comprehensive Cost)</b>	<b>\$31,297,401</b>	<b>\$0</b>	<b>\$0</b>	<b>\$647,936</b>	<b>\$152,035</b>	<b>\$32,097,372</b>

# Ogemaw County Motorcycle Crashes

Injury Severity	Motorcyclist Crash Victims	Motorcyclist Victim Costs
Fatal	0	\$0
Serious Injury	3	\$2,914,413
Moderate Injury	3	\$798,912
Minor Injury	0	\$0
Property Damage Only	0	\$0
<b>Total</b>	<b>6</b>	<b>\$3,713,325</b>
Average cost of crash casualty		\$618,888

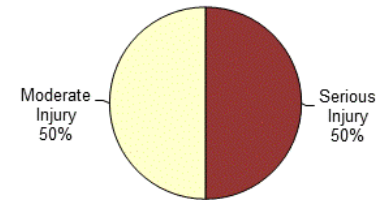
Injury Severity	Non-motorcyclist Crash Victims	Non-motorcyclist Victim Costs
Fatal	0	\$0
Serious Injury	0	\$0
Moderate Injury	0	\$0
Minor Injury	0	\$0
Property Damage Only	0	\$0
<b>Total</b>	<b>0</b>	<b>\$0</b>
Average cost of crash casualty		\$0

Motorcyclist Victim Costs in Motorcycle Crashes in Ogemaw County (2021 dollars)						
	Fatal	Serious Injury	Moderate Injury	Minor Injury	Property Damage Only	Total
Medical Care	\$0	\$121,446	\$28,467	\$0	\$0	\$149,913
Work Loss	\$0	\$219,837	\$57,546	\$0	\$0	\$277,383
Public Services	\$0	\$1,017	\$579	\$0	\$0	\$1,596
Adjudication	\$0	\$45,798	\$11,565	\$0	\$0	\$57,363
Insurance Administration	\$0	\$38,661	\$14,679	\$0	\$0	\$53,340
Congestion & Environmental	\$0	\$4,104	\$3,984	\$0	\$0	\$8,088
Property Damage & Loss	\$0	\$35,844	\$28,584	\$0	\$0	\$64,428
Subtotal (Monetary Cost)	\$0	\$466,707	\$145,404	\$0	\$0	\$612,111
Quality of Life	\$0	\$2,447,706	\$653,508	\$0	\$0	\$3,101,214
<b>Total (Comprehensive Cost)</b>	<b>\$0</b>	<b>\$2,914,413</b>	<b>\$798,912</b>	<b>\$0</b>	<b>\$0</b>	<b>\$3,713,325</b>

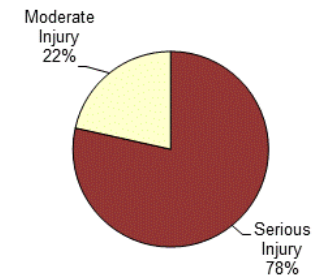
Non-motorcyclist Victim Costs in Motorcycle Crashes in Ogemaw County (2021 dollars)						
	Fatal	Serious Injury	Moderate Injury	Minor Injury	Property Damage Only	Total
Medical Care	\$0	\$0	\$0	\$0	\$0	\$0
Work Loss	\$0	\$0	\$0	\$0	\$0	\$0
Public Services	\$0	\$0	\$0	\$0	\$0	\$0
Adjudication	\$0	\$0	\$0	\$0	\$0	\$0
Insurance Administration	\$0	\$0	\$0	\$0	\$0	\$0
Congestion & Environmental	\$0	\$0	\$0	\$0	\$0	\$0
Property Damage & Loss	\$0	\$0	\$0	\$0	\$0	\$0
Subtotal (Monetary Cost)	\$0	\$0	\$0	\$0	\$0	\$0
Quality of Life	\$0	\$0	\$0	\$0	\$0	\$0
<b>Total (Comprehensive Cost)</b>	<b>\$0</b>	<b>\$0</b>	<b>\$0</b>	<b>\$0</b>	<b>\$0</b>	<b>\$0</b>

Costs of Motorcycle Crashes in Ogemaw County (2021 dollars)						
	Fatal	Serious Injury	Moderate Injury	Minor Injury	Property Damage Only	Total
Medical Care	\$0	\$121,446	\$28,467	\$0	\$0	\$149,913
Work Loss	\$0	\$219,837	\$57,546	\$0	\$0	\$277,383
Public Services	\$0	\$1,017	\$579	\$0	\$0	\$1,596
Adjudication	\$0	\$45,798	\$11,565	\$0	\$0	\$57,363
Insurance Administration	\$0	\$38,661	\$14,679	\$0	\$0	\$53,340
Congestion & Environmental	\$0	\$4,104	\$3,984	\$0	\$0	\$8,088
Property Damage & Loss	\$0	\$35,844	\$28,584	\$0	\$0	\$64,428
Subtotal (Monetary Cost)	\$0	\$466,707	\$145,404	\$0	\$0	\$612,111
Quality of Life	\$0	\$2,447,706	\$653,508	\$0	\$0	\$3,101,214
<b>Total (Comprehensive Cost)</b>	<b>\$0</b>	<b>\$2,914,413</b>	<b>\$798,912</b>	<b>\$0</b>	<b>\$0</b>	<b>\$3,713,325</b>

Crash Casualties



Crash Costs



# Ogemaw County Bicycle Crashes

Injury Severity	Bicyclist Crash Victims	Bicyclist Victim Costs
Fatal	1	\$9,720,902
Serious Injury	0	\$0
Moderate Injury	0	\$0
Minor Injury	0	\$0
Property Damage Only	0	\$0
<b>Total</b>	<b>1</b>	<b>\$9,720,902</b>
Average cost of crash casualty		\$9,720,902

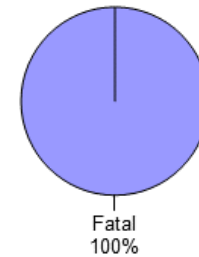
Injury Severity	Non-bicyclist Crash Victims	Non-bicyclist Victim Costs
Fatal	0	\$0
Serious Injury	0	\$0
Moderate Injury	0	\$0
Minor Injury	0	\$0
Property Damage Only	0	\$0
<b>Total</b>	<b>0</b>	<b>\$0</b>
Average cost of crash casualty		\$0

Bicyclist Victim Costs in Bicycle Crashes in Ogemaw County (2021 dollars)						
	Fatal	Serious Injury	Moderate Injury	Minor Injury	Property Damage Only	Total
Medical Care	\$25,971	\$0	\$0	\$0	\$0	\$25,971
Work Loss	\$1,189,275	\$0	\$0	\$0	\$0	\$1,189,275
Public Services	\$1,090	\$0	\$0	\$0	\$0	\$1,090
Adjudication	\$235,689	\$0	\$0	\$0	\$0	\$235,689
Insurance Administration	\$48,594	\$0	\$0	\$0	\$0	\$48,594
Congestion & Environmental	\$7,332	\$0	\$0	\$0	\$0	\$7,332
Property Damage & Loss	\$250	\$0	\$0	\$0	\$0	\$250
Subtotal (Monetary Cost)	\$1,508,201	\$0	\$0	\$0	\$0	\$1,508,201
Quality of Life	\$8,212,701	\$0	\$0	\$0	\$0	\$8,212,701
<b>Total (Comprehensive Cost)</b>	<b>\$9,720,902</b>	<b>\$0</b>	<b>\$0</b>	<b>\$0</b>	<b>\$0</b>	<b>\$9,720,902</b>

Non-bicyclist Victim Costs in Bicycle Crashes in Ogemaw County (2021 dollars)						
	Fatal	Serious Injury	Moderate Injury	Minor Injury	Property Damage Only	Total
Medical Care	\$0	\$0	\$0	\$0	\$0	\$0
Work Loss	\$0	\$0	\$0	\$0	\$0	\$0
Public Services	\$0	\$0	\$0	\$0	\$0	\$0
Adjudication	\$0	\$0	\$0	\$0	\$0	\$0
Insurance Administration	\$0	\$0	\$0	\$0	\$0	\$0
Congestion & Environmental	\$0	\$0	\$0	\$0	\$0	\$0
Property Damage & Loss	\$0	\$0	\$0	\$0	\$0	\$0
Subtotal (Monetary Cost)	\$0	\$0	\$0	\$0	\$0	\$0
Quality of Life	\$0	\$0	\$0	\$0	\$0	\$0
<b>Total (Comprehensive Cost)</b>	<b>\$0</b>	<b>\$0</b>	<b>\$0</b>	<b>\$0</b>	<b>\$0</b>	<b>\$0</b>

Costs of Bicycle Crashes in Ogemaw County (2021 dollars)						
	Fatal	Serious Injury	Moderate Injury	Minor Injury	Property Damage Only	Total
Medical Care	\$25,971	\$0	\$0	\$0	\$0	\$25,971
Work Loss	\$1,189,275	\$0	\$0	\$0	\$0	\$1,189,275
Public Services	\$1,090	\$0	\$0	\$0	\$0	\$1,090
Adjudication	\$235,689	\$0	\$0	\$0	\$0	\$235,689
Insurance Administration	\$48,594	\$0	\$0	\$0	\$0	\$48,594
Congestion & Environmental	\$7,332	\$0	\$0	\$0	\$0	\$7,332
Property Damage & Loss	\$250	\$0	\$0	\$0	\$0	\$250
Subtotal (Monetary Cost)	\$1,508,201	\$0	\$0	\$0	\$0	\$1,508,201
Quality of Life	\$8,212,701	\$0	\$0	\$0	\$0	\$8,212,701
<b>Total (Comprehensive Cost)</b>	<b>\$9,720,902</b>	<b>\$0</b>	<b>\$0</b>	<b>\$0</b>	<b>\$0</b>	<b>\$9,720,902</b>

Crash Casualties



Crash Costs



# Ogemaw County Pedestrian Crashes

Injury Severity	Pedestrian Crash Victims	Pedestrian Victim Costs
Fatal	0	\$0
Serious Injury	1	\$1,063,799
Moderate Injury	0	\$0
Minor Injury	0	\$0
Property Damage Only	0	\$0
<b>Total</b>	<b>1</b>	<b>\$1,063,799</b>
Average cost of crash casualty	\$1,063,799	

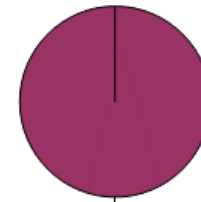
Injury Severity	Non-pedestrian Crash Victims	Non-pedestrian Victim Costs
Fatal	0	\$0
Serious Injury	0	\$0
Moderate Injury	0	\$0
Minor Injury	0	\$0
Property Damage Only	0	\$0
<b>Total</b>	<b>0</b>	<b>\$0</b>
Average cost of crash casualty	\$0	

Pedestrian Victim Costs in Pedestrian Crashes in Ogemaw County (2021 dollars)						
	Fatal	Serious Injury	Moderate Injury	Minor Injury	Property Damage Only	Total
Medical Care	\$0	\$48,297	\$0	\$0	\$0	\$48,297
Work Loss	\$0	\$77,925	\$0	\$0	\$0	\$77,925
Public Services	\$0	\$338	\$0	\$0	\$0	\$338
Adjudication	\$0	\$16,933	\$0	\$0	\$0	\$16,933
Insurance Administration	\$0	\$19,448	\$0	\$0	\$0	\$19,448
Congestion & Environmental	\$0	\$1,376	\$0	\$0	\$0	\$1,376
Subtotal (Monetary Cost)	\$0	\$164,317	\$0	\$0	\$0	\$164,317
Quality of Life	\$0	\$899,482	\$0	\$0	\$0	\$899,482
<b>Total (Comprehensive Cost)</b>	<b>\$0</b>	<b>\$1,063,799</b>	<b>\$0</b>	<b>\$0</b>	<b>\$0</b>	<b>\$1,063,799</b>

Non-pedestrian Victim in Pedestrian Crashes in Ogemaw County (2021 dollars)						
	Fatal	Serious Injury	Moderate Injury	Minor Injury	Property Damage Only	Total
Medical Care	\$0	\$0	\$0	\$0	\$0	\$0
Work Loss	\$0	\$0	\$0	\$0	\$0	\$0
Public Services	\$0	\$0	\$0	\$0	\$0	\$0
Adjudication	\$0	\$0	\$0	\$0	\$0	\$0
Insurance Administration	\$0	\$0	\$0	\$0	\$0	\$0
Congestion & Environmental	\$0	\$0	\$0	\$0	\$0	\$0
Subtotal (Monetary Cost)	\$0	\$0	\$0	\$0	\$0	\$0
Quality of Life	\$0	\$0	\$0	\$0	\$0	\$0
<b>Total (Comprehensive Cost)</b>	<b>\$0</b>	<b>\$0</b>	<b>\$0</b>	<b>\$0</b>	<b>\$0</b>	<b>\$0</b>

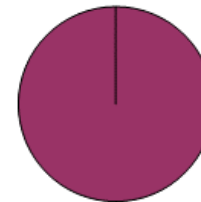
Costs of Pedestrian Crashes in Ogemaw County (2021 dollars)						
	Fatal	Serious Injury	Moderate Injury	Minor Injury	Property Damage Only	Total
Medical Care	\$0	\$48,297	\$0	\$0	\$0	\$48,297
Work Loss	\$0	\$77,925	\$0	\$0	\$0	\$77,925
Public Services	\$0	\$338	\$0	\$0	\$0	\$338
Adjudication	\$0	\$16,933	\$0	\$0	\$0	\$16,933
Insurance Administration	\$0	\$19,448	\$0	\$0	\$0	\$19,448
Congestion & Environmental	\$0	\$1,376	\$0	\$0	\$0	\$1,376
Subtotal (Monetary Cost)	\$0	\$164,317	\$0	\$0	\$0	\$164,317
Quality of Life	\$0	\$899,482	\$0	\$0	\$0	\$899,482
<b>Total (Comprehensive Cost)</b>	<b>\$0</b>	<b>\$1,063,799</b>	<b>\$0</b>	<b>\$0</b>	<b>\$0</b>	<b>\$1,063,799</b>

Crash Casualties



Serious  
Injury  
100%

Crash Costs



Serious  
Injury  
100%

# Ontonagon County Traffic Crashes and Crime

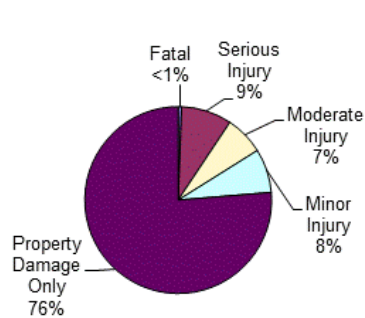
Crash Casualty Severity	Crash Casualties	Crash Costs
Fatal	2	\$20,789,166
Serious Injury	30	\$28,072,320
Moderate Injury	23	\$4,471,959
Minor Injury	26	\$2,617,940
Property Damage Only	261	\$2,335,689
<b>Total</b>	<b>342</b>	<b>\$58,287,074</b>
Average cost of crash casualty		\$170,430

Index Crime Category	Number of Crimes	Crime Costs
Murder	0	\$0
Rape	1	\$565,503
Aggravated Assault	7	\$325,836
Robbery	0	\$0
Larceny	20	\$85,620
Burglary	4	\$17,044
Motor Vehicle Theft	2	\$20,602
<b>Total</b>	<b>34</b>	<b>\$1,014,605</b>
Average cost of index crime		\$29,841

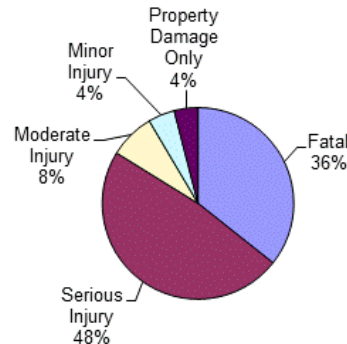
Costs of Crashes in Ontonagon County (2021 dollars)						
	Fatal	Serious Injury	Moderate Injury	Minor Injury	Property Damage Only	Total
Medical Care	\$33,920	\$1,202,370	\$161,943	\$93,756	\$48,024	\$1,540,013
Work Loss	\$2,614,102	\$2,069,400	\$302,680	\$168,714	\$105,705	\$5,260,601
Public Services	\$2,180	\$9,990	\$3,864	\$3,120	\$12,528	\$31,682
Adjudication & Sanctioning	\$259,258	\$438,120	\$62,238	\$34,996	\$16,704	\$811,316
Insurance Administration	\$68,574	\$374,070	\$88,941	\$59,202	\$99,702	\$690,489
Congestion & Environmental	\$14,664	\$54,150	\$40,802	\$46,176	\$465,885	\$621,677
Property Damage & Loss	\$31,216	\$372,960	\$213,946	\$181,246	\$643,887	\$1,443,255
<b>Subtotal (Monetary Cost)</b>	<b>\$3,023,914</b>	<b>\$4,521,060</b>	<b>\$874,414</b>	<b>\$587,210</b>	<b>\$1,392,435</b>	<b>\$10,399,033</b>
Quality of Life	\$17,765,252	\$23,551,260	\$3,597,545	\$2,030,730	\$943,254	\$47,888,041
<b>Total (Comprehensive Cost)</b>	<b>\$20,789,166</b>	<b>\$28,072,320</b>	<b>\$4,471,959</b>	<b>\$2,617,940</b>	<b>\$2,335,689</b>	<b>\$58,287,074</b>

Costs of Index Crimes in Ontonagon County (2021 dollars)								
	Murder	Rape	Aggravated Assault	Robbery	Larceny	Burglary	Motor Vehicle Theft	Total
Medical Care	\$0	\$3,374	\$14,805	\$0	\$0	\$0	\$0	\$18,179
Mental Health	\$0	\$6,585	\$2,856	\$0	\$0	\$0	\$0	\$9,441
Work Loss	\$0	\$7,127	\$15,932	\$0	\$620	\$156	\$234	\$24,069
Public Services	\$0	\$761	\$17,073	\$0	\$10,540	\$1,448	\$910	\$30,732
Adjudication & Sanctioning	\$0	\$45,238	\$41,965	\$0	\$51,900	\$3,084	\$3,980	\$146,167
Property Damage & Loss	\$0	\$189	\$588	\$0	\$22,560	\$12,356	\$15,478	\$51,171
<b>Subtotal (Monetary Cost)</b>	<b>\$0</b>	<b>\$63,274</b>	<b>\$93,219</b>	<b>\$0</b>	<b>\$85,620</b>	<b>\$17,044</b>	<b>\$20,602</b>	<b>\$279,759</b>
Quality of Life	\$0	\$502,229	\$232,617	\$0	\$0	\$0	\$0	\$734,846
<b>Total (Comprehensive Costs)</b>	<b>\$0</b>	<b>\$565,503</b>	<b>\$325,836</b>	<b>\$0</b>	<b>\$85,620</b>	<b>\$17,044</b>	<b>\$20,602</b>	<b>\$1,014,605</b>

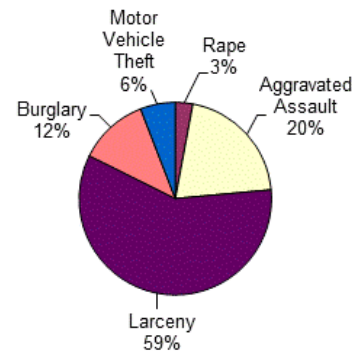
Crash Casualties



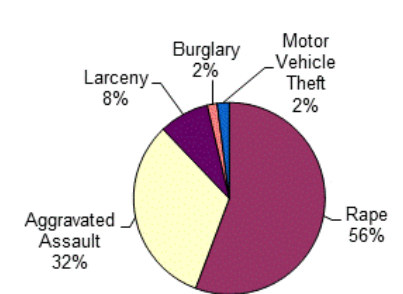
Crash Costs



Index Crimes



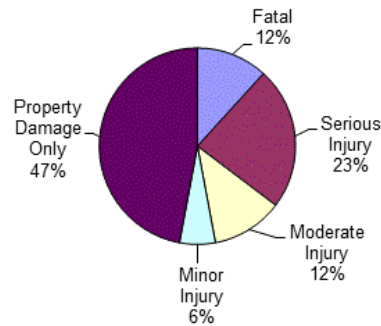
Index Crime Costs



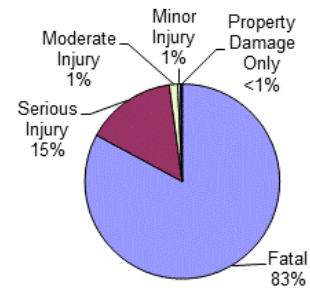
# Ontonagon County Alcohol-Involved Crashes

Crash Casualty Severity	Crash Casualties	Crash Costs
Fatal	2	\$23,019,900
Serious Injury	4	\$4,167,496
Moderate Injury	2	\$381,049
Minor Injury	1	\$134,301
Property Damage Only	8	\$75,792
<b>Total</b>	<b>17</b>	<b>\$27,778,538</b>
Average cost of crash casualty		\$1,634,032

Crash Casualties



Crash Costs

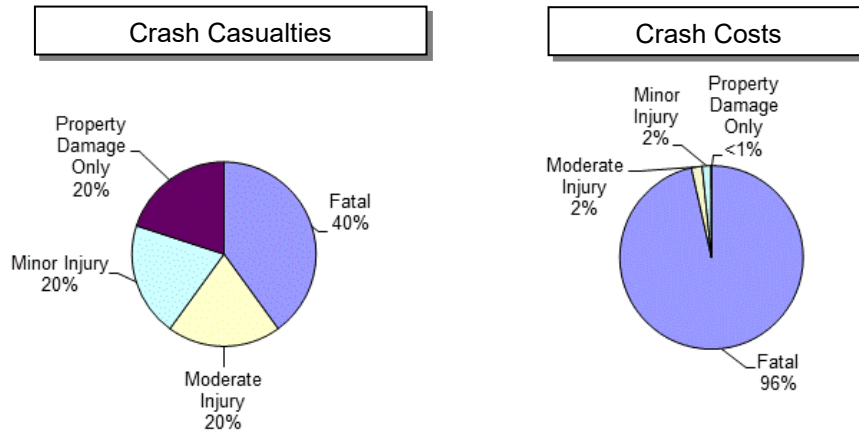


Costs of Alcohol-Involved Crashes in Ontonagon County (2021 dollars)						
	Fatal	Serious Injury	Moderate Injury	Minor Injury	Property Damage Only	Total
Medical Care	\$33,920	\$178,576	\$13,092	\$4,316	\$1,680	\$231,584
Work Loss	\$3,129,522	\$299,996	\$24,678	\$7,647	\$3,496	\$3,465,339
Public Services	\$2,180	\$1,372	\$332	\$129	\$392	\$4,405
Adjudication & Sanctioning	\$259,258	\$66,400	\$5,498	\$1,705	\$656	\$333,517
Insurance Administration	\$68,574	\$54,884	\$8,692	\$2,982	\$3,480	\$138,612
Congestion & Environmental	\$14,664	\$7,228	\$1,773	\$14,184	\$14,280	\$52,129
Property Damage & Loss	\$31,216	\$50,400	\$18,812	\$7,794	\$20,400	\$128,622
<b>Subtotal (Monetary Cost)</b>	<b>\$3,539,334</b>	<b>\$658,856</b>	<b>\$72,877</b>	<b>\$38,757</b>	<b>\$44,384</b>	<b>\$4,354,208</b>
Quality of Life	\$19,480,566	\$3,508,640	\$308,172	\$95,544	\$31,408	\$23,424,330
<b>Total (Comprehensive Cost)</b>	<b>\$23,019,900</b>	<b>\$4,167,496</b>	<b>\$381,049</b>	<b>\$134,301</b>	<b>\$75,792</b>	<b>\$27,778,538</b>



# Ontonagon County Drug-Involved Crashes

Crash Casualty Severity	Crash Casualties	Crash Costs
Fatal	2	\$23,019,900
Serious Injury	0	\$0
Moderate Injury	1	\$450,787
Minor Injury	1	\$375,237
Property Damage Only	1	\$15,877
<b>Total</b>	<b>5</b>	<b>\$23,861,801</b>
Average cost of crash casualty	\$4,772,360	

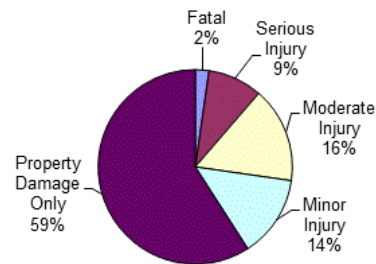


Costs of Drug-Involved Crashes in Ontonagon County (2021 dollars)						
	Fatal	Serious Injury	Moderate Injury	Minor Injury	Property Damage Only	Total
Medical Care	\$33,920	\$0	\$16,476	\$13,659	\$417	\$64,472
Work Loss	\$3,129,522	\$0	\$31,506	\$25,628	\$862	\$3,187,518
Public Services	\$2,180	\$0	\$225	\$194	\$53	\$2,652
Adjudication & Sanctioning	\$259,258	\$0	\$6,748	\$5,539	\$176	\$271,721
Insurance Administration	\$68,574	\$0	\$7,774	\$6,487	\$563	\$83,398
Congestion & Environmental	\$14,664	\$0	\$1,784	\$1,785	\$1,785	\$20,018
Property Damage & Loss	\$31,216	\$0	\$10,625	\$9,202	\$2,717	\$53,760
<b>Subtotal (Monetary Cost)</b>	<b>\$3,539,334</b>	<b>\$0</b>	<b>\$75,138</b>	<b>\$62,494</b>	<b>\$6,573</b>	<b>\$3,683,539</b>
Quality of Life	\$19,480,566	\$0	\$375,649	\$312,743	\$9,304	\$20,178,262
<b>Total (Comprehensive Cost)</b>	<b>\$23,019,900</b>	<b>\$0</b>	<b>\$450,787</b>	<b>\$375,237</b>	<b>\$15,877</b>	<b>\$23,861,801</b>

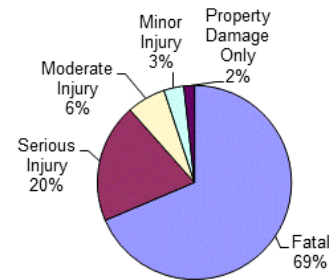
# Ontonagon County Young Driver Crashes (<21)

Crash Casualty Severity	Crash Casualties	Crash Costs
Fatal	1	\$10,394,583
Serious Injury	4	\$3,004,908
Moderate Injury	7	\$977,067
Minor Injury	6	\$506,244
Property Damage Only	26	\$265,694
<b>Total</b>	<b>44</b>	<b>\$15,148,496</b>
Average cost of crash casualty		\$344,284

Crash Casualties



Crash Costs

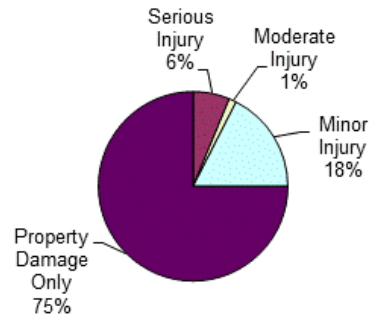


Costs of Young Driver Crashes in Ontonagon County (2021 dollars)						
	Fatal	Serious Injury	Moderate Injury	Minor Injury	Property Damage Only	Total
Medical Care	\$16,960	\$126,784	\$33,656	\$18,798	\$6,084	\$202,282
Work Loss	\$1,307,051	\$216,028	\$64,638	\$33,186	\$12,324	\$1,633,227
Public Services	\$1,090	\$1,184	\$1,113	\$726	\$1,326	\$5,439
Adjudication	\$129,629	\$45,916	\$13,181	\$6,936	\$2,080	\$197,742
Insurance Administration	\$34,287	\$41,232	\$22,274	\$12,546	\$11,154	\$121,493
Congestion & Environmental	\$7,332	\$7,196	\$12,411	\$10,638	\$46,410	\$83,987
Property Damage & Loss	\$15,608	\$46,684	\$63,539	\$43,476	\$69,316	\$238,623
<b>Subtotal (Monetary Cost)</b>	<b>\$1,511,957</b>	<b>\$485,024</b>	<b>\$210,812</b>	<b>\$126,306</b>	<b>\$148,694</b>	<b>\$2,482,793</b>
Quality of Life	\$8,882,626	\$2,519,884	\$766,255	\$379,938	\$117,000	\$12,665,703
<b>Total (Comprehensive Cost)</b>	<b>\$10,394,583</b>	<b>\$3,004,908</b>	<b>\$977,067</b>	<b>\$506,244</b>	<b>\$265,694</b>	<b>\$15,148,496</b>

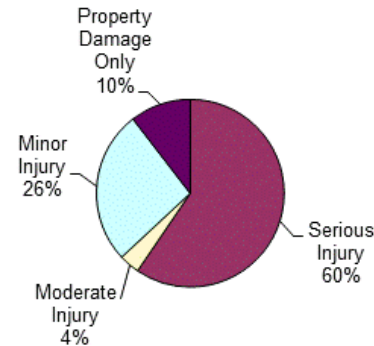
# Ontonagon County Older Driver Crashes (65+)

Crash Casualty Severity	Crash Casualties	Crash Costs
Fatal	0	\$0
Serious Injury	5	\$4,906,090
Moderate Injury	1	\$293,324
Minor Injury	14	\$2,183,398
Property Damage Only	60	\$861,900
<b>Total</b>	<b>80</b>	<b>\$8,244,712</b>
Average cost of crash casualty	\$103,059	

Crash Casualties



Crash Costs

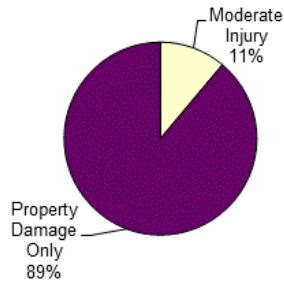


Costs of Older Driver Crashes in Ontonagon County (2021 dollars)						
	Fatal	Serious Injury	Moderate Injury	Minor Injury	Property Damage Only	Total
Medical Care	\$0	\$205,350	\$10,596	\$78,554	\$23,460	\$317,960
Work Loss	\$0	\$355,545	\$20,176	\$146,412	\$44,100	\$566,233
Public Services	\$0	\$1,695	\$190	\$1,946	\$3,240	\$7,071
Adjudication	\$0	\$75,080	\$4,120	\$30,058	\$8,160	\$117,418
Insurance Administration	\$0	\$66,400	\$5,205	\$43,456	\$30,840	\$145,901
Congestion & Environmental	\$0	\$9,025	\$1,780	\$24,878	\$107,040	\$142,723
Property Damage & Loss	\$0	\$65,075	\$9,643	\$107,016	\$172,320	\$354,054
<b>Subtotal (Monetary Cost)</b>	<b>\$0</b>	<b>\$778,170</b>	<b>\$51,710</b>	<b>\$432,320</b>	<b>\$389,160</b>	<b>\$1,651,360</b>
Quality of Life	\$0	\$4,127,920	\$241,614	\$1,751,078	\$472,740	\$6,593,352
<b>Total (Comprehensive Cost)</b>	<b>\$0</b>	<b>\$4,906,090</b>	<b>\$293,324</b>	<b>\$2,183,398</b>	<b>\$861,900</b>	<b>\$8,244,712</b>

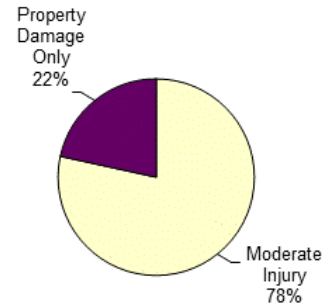
# Ontonagon County Medium/Large Truck Crashes

Crash Casualty Severity	Crash Casualties	Crash Costs
Fatal	0	\$0
Serious Injury	0	\$0
Moderate Injury	1	\$339,744
Minor Injury	0	\$0
Property Damage Only	8	\$93,560
<b>Total</b>	<b>9</b>	<b>\$433,304</b>
Average cost of crash casualty		\$48,145

Crash Casualties



Crash Costs



Costs of Medium/Large Truck Crashes in Ontonagon County (2021 dollars)						
	Fatal	Serious Injury	Moderate Injury	Minor Injury	Property Damage Only	Total
Medical Care	\$0	\$0	\$17,265	\$0	\$2,904	\$20,169
Work Loss	\$0	\$0	\$53,378	\$0	\$23,304	\$76,682
Public Services	\$0	\$0	\$175	\$0	\$376	\$551
Adjudication	\$0	\$0	\$2,834	\$0	\$1,272	\$4,106
Insurance Administration	\$0	\$0	\$3,650	\$0	\$4,384	\$8,034
Congestion & Environmental	\$0	\$0	\$1,835	\$0	\$14,776	\$16,611
Property Damage & Loss	\$0	\$0	\$8,213	\$0	\$23,040	\$31,253
<b>Subtotal (Monetary Cost)</b>	<b>\$0</b>	<b>\$0</b>	<b>\$87,350</b>	<b>\$0</b>	<b>\$70,056</b>	<b>\$157,406</b>
Quality of Life	\$0	\$0	\$252,394	\$0	\$23,504	\$275,898
<b>Total (Comprehensive Cost)</b>	<b>\$0</b>	<b>\$0</b>	<b>\$339,744</b>	<b>\$0</b>	<b>\$93,560</b>	<b>\$433,304</b>

# Ontonagon County Motorcycle Crashes

Injury Severity	Motorcyclist Crash Victims	Motorcyclist Victim Costs
Fatal	0	\$0
Serious Injury	5	\$4,857,355
Moderate Injury	1	\$266,304
Minor Injury	0	\$0
Property Damage Only	0	\$0
<b>Total</b>	<b>6</b>	<b>\$5,123,659</b>
Average cost of crash casualty	\$853,943	

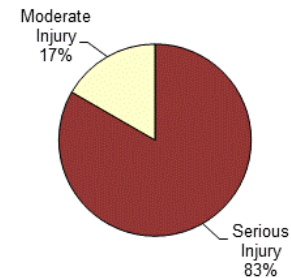
Injury Severity	Non-motorcyclist Crash Victims	Non-motorcyclist Victim Costs
Fatal	0	\$0
Serious Injury	0	\$0
Moderate Injury	0	\$0
Minor Injury	0	\$0
Property Damage Only	0	\$0
<b>Total</b>	<b>0</b>	<b>\$0</b>
Average cost of crash casualty	\$0	

Motorcyclist Victim Costs in Motorcycle Crashes in Ontonagon County (2021 dollars)						
	Fatal	Serious Injury	Moderate Injury	Minor Injury	Property Damage Only	Total
Medical Care	\$0	\$202,410	\$9,489	\$0	\$0	\$211,899
Work Loss	\$0	\$366,395	\$19,182	\$0	\$0	\$385,577
Public Services	\$0	\$1,695	\$193	\$0	\$0	\$1,888
Adjudication	\$0	\$76,330	\$3,855	\$0	\$0	\$80,185
Insurance Administration	\$0	\$64,435	\$4,893	\$0	\$0	\$69,328
Congestion & Environmental	\$0	\$6,840	\$1,328	\$0	\$0	\$8,168
Property Damage & Loss	\$0	\$59,740	\$9,528	\$0	\$0	\$69,268
Subtotal (Monetary Cost)	\$0	\$777,845	\$48,468	\$0	\$0	\$826,313
Quality of Life	\$0	\$4,079,510	\$217,836	\$0	\$0	\$4,297,346
<b>Total (Comprehensive Cost)</b>	<b>\$0</b>	<b>\$4,857,355</b>	<b>\$266,304</b>	<b>\$0</b>	<b>\$0</b>	<b>\$5,123,659</b>

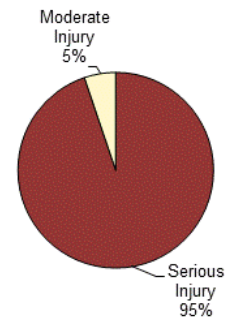
Non-motorcyclist Victim Costs in Motorcycle Crashes in Ontonagon County (2021 dollars)						
	Fatal	Serious Injury	Moderate Injury	Minor Injury	Property Damage Only	Total
Medical Care	\$0	\$0	\$0	\$0	\$0	\$0
Work Loss	\$0	\$0	\$0	\$0	\$0	\$0
Public Services	\$0	\$0	\$0	\$0	\$0	\$0
Adjudication	\$0	\$0	\$0	\$0	\$0	\$0
Insurance Administration	\$0	\$0	\$0	\$0	\$0	\$0
Congestion & Environmental	\$0	\$0	\$0	\$0	\$0	\$0
Property Damage & Loss	\$0	\$0	\$0	\$0	\$0	\$0
Subtotal (Monetary Cost)	\$0	\$0	\$0	\$0	\$0	\$0
Quality of Life	\$0	\$0	\$0	\$0	\$0	\$0
<b>Total (Comprehensive Cost)</b>	<b>\$0</b>	<b>\$0</b>	<b>\$0</b>	<b>\$0</b>	<b>\$0</b>	<b>\$0</b>

Costs of Motorcycle Crashes in Ontonagon County (2021 dollars)						
	Fatal	Serious Injury	Moderate Injury	Minor Injury	Property Damage Only	Total
Medical Care	\$0	\$202,410	\$9,489	\$0	\$0	\$211,899
Work Loss	\$0	\$366,395	\$19,182	\$0	\$0	\$385,577
Public Services	\$0	\$1,695	\$193	\$0	\$0	\$1,888
Adjudication	\$0	\$76,330	\$3,855	\$0	\$0	\$80,185
Insurance Administration	\$0	\$64,435	\$4,893	\$0	\$0	\$69,328
Congestion & Environmental	\$0	\$6,840	\$1,328	\$0	\$0	\$8,168
Property Damage & Loss	\$0	\$59,740	\$9,528	\$0	\$0	\$69,268
Subtotal (Monetary Cost)	\$0	\$777,845	\$48,468	\$0	\$0	\$826,313
Quality of Life	\$0	\$4,079,510	\$217,836	\$0	\$0	\$4,297,346
<b>Total (Comprehensive Cost)</b>	<b>\$0</b>	<b>\$4,857,355</b>	<b>\$266,304</b>	<b>\$0</b>	<b>\$0</b>	<b>\$5,123,659</b>

Crash Casualties



Crash Costs



# Ontonagon County Bicycle Crashes

Injury Severity	Bicyclist Crash Victims	Bicyclist Victim Costs
Fatal	0	\$0
Serious Injury	0	\$0
Moderate Injury	0	\$0
Minor Injury	0	\$0
Property Damage Only	0	\$0
<b>Total</b>	<b>0</b>	<b>\$0</b>
Average cost of crash casualty	\$0	

Injury Severity	Non-bicyclist Crash Victims	Non-bicyclist Victim Costs
Fatal	0	\$0
Serious Injury	0	\$0
Moderate Injury	0	\$0
Minor Injury	0	\$0
Property Damage Only	0	\$0
<b>Total</b>	<b>0</b>	<b>\$0</b>
Average cost of crash casualty	\$0	

Bicyclist Victim Costs in Bicycle Crashes in Ontonagon County (2021 dollars)						
	Fatal	Serious Injury	Moderate Injury	Minor Injury	Property Damage Only	Total
Medical Care	\$0	\$0	\$0	\$0	\$0	\$0
Work Loss	\$0	\$0	\$0	\$0	\$0	\$0
Public Services	\$0	\$0	\$0	\$0	\$0	\$0
Adjudication	\$0	\$0	\$0	\$0	\$0	\$0
Insurance Administration	\$0	\$0	\$0	\$0	\$0	\$0
Congestion & Environmental	\$0	\$0	\$0	\$0	\$0	\$0
Property Damage & Loss	\$0	\$0	\$0	\$0	\$0	\$0
Subtotal (Monetary Cost)	\$0	\$0	\$0	\$0	\$0	\$0
Quality of Life	\$0	\$0	\$0	\$0	\$0	\$0
<b>Total (Comprehensive Cost)</b>	<b>\$0</b>	<b>\$0</b>	<b>\$0</b>	<b>\$0</b>	<b>\$0</b>	<b>\$0</b>

Crash Casualties

No Bicycle Crashes

Non-bicyclist Victim Costs in Bicycle Crashes in Ontonagon County (2021 dollars)						
	Fatal	Serious Injury	Moderate Injury	Minor Injury	Property Damage Only	Total
Medical Care	\$0	\$0	\$0	\$0	\$0	\$0
Work Loss	\$0	\$0	\$0	\$0	\$0	\$0
Public Services	\$0	\$0	\$0	\$0	\$0	\$0
Adjudication	\$0	\$0	\$0	\$0	\$0	\$0
Insurance Administration	\$0	\$0	\$0	\$0	\$0	\$0
Congestion & Environmental	\$0	\$0	\$0	\$0	\$0	\$0
Property Damage & Loss	\$0	\$0	\$0	\$0	\$0	\$0
Subtotal (Monetary Cost)	\$0	\$0	\$0	\$0	\$0	\$0
Quality of Life	\$0	\$0	\$0	\$0	\$0	\$0
<b>Total (Comprehensive Cost)</b>	<b>\$0</b>	<b>\$0</b>	<b>\$0</b>	<b>\$0</b>	<b>\$0</b>	<b>\$0</b>

Crash Costs

Costs of Bicycle Crashes in Ontonagon County (2021 dollars)						
	Fatal	Serious Injury	Moderate Injury	Minor Injury	Property Damage Only	Total
Medical Care	\$0	\$0	\$0	\$0	\$0	\$0
Work Loss	\$0	\$0	\$0	\$0	\$0	\$0
Public Services	\$0	\$0	\$0	\$0	\$0	\$0
Adjudication	\$0	\$0	\$0	\$0	\$0	\$0
Insurance Administration	\$0	\$0	\$0	\$0	\$0	\$0
Congestion & Environmental	\$0	\$0	\$0	\$0	\$0	\$0
Property Damage & Loss	\$0	\$0	\$0	\$0	\$0	\$0
Subtotal (Monetary Cost)	\$0	\$0	\$0	\$0	\$0	\$0
Quality of Life	\$0	\$0	\$0	\$0	\$0	\$0
<b>Total (Comprehensive Cost)</b>	<b>\$0</b>	<b>\$0</b>	<b>\$0</b>	<b>\$0</b>	<b>\$0</b>	<b>\$0</b>

Bicycle Crash Costs =  
\$0

# Ontonagon County Pedestrian Crashes

Injury Severity	Pedestrian Crash Victims	Pedestrian Victim Costs
Fatal	0	\$0
Serious Injury	1	\$1,063,799
Moderate Injury	0	\$0
Minor Injury	0	\$0
Property Damage Only	0	\$0
<b>Total</b>	<b>1</b>	<b>\$1,063,799</b>
Average cost of crash casualty	\$1,063,799	

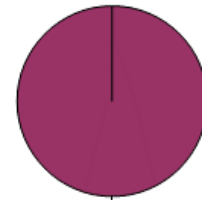
Injury Severity	Non-pedestrian Crash Victims	Non-pedestrian Victim Costs
Fatal	0	\$0
Serious Injury	0	\$0
Moderate Injury	0	\$0
Minor Injury	0	\$0
Property Damage Only	0	\$0
<b>Total</b>	<b>0</b>	<b>\$0</b>
Average cost of crash casualty	\$0	

	Fatal	Serious Injury	Moderate Injury	Minor Injury	Property Damage Only	Total
Medical Care	\$0	\$48,297	\$0	\$0	\$0	\$48,297
Work Loss	\$0	\$77,925	\$0	\$0	\$0	\$77,925
Public Services	\$0	\$338	\$0	\$0	\$0	\$338
Adjudication	\$0	\$16,933	\$0	\$0	\$0	\$16,933
Insurance Administration	\$0	\$19,448	\$0	\$0	\$0	\$19,448
Congestion & Environmental	\$0	\$1,376	\$0	\$0	\$0	\$1,376
Subtotal (Monetary Cost)	\$0	\$164,317	\$0	\$0	\$0	\$164,317
Quality of Life	\$0	\$899,482	\$0	\$0	\$0	\$899,482
<b>Total (Comprehensive Cost)</b>	<b>\$0</b>	<b>\$1,063,799</b>	<b>\$0</b>	<b>\$0</b>	<b>\$0</b>	<b>\$1,063,799</b>

	Fatal	Serious Injury	Moderate Injury	Minor Injury	Property Damage Only	Total
Medical Care	\$0	\$0	\$0	\$0	\$0	\$0
Work Loss	\$0	\$0	\$0	\$0	\$0	\$0
Public Services	\$0	\$0	\$0	\$0	\$0	\$0
Adjudication	\$0	\$0	\$0	\$0	\$0	\$0
Insurance Administration	\$0	\$0	\$0	\$0	\$0	\$0
Congestion & Environmental	\$0	\$0	\$0	\$0	\$0	\$0
Subtotal (Monetary Cost)	\$0	\$0	\$0	\$0	\$0	\$0
Quality of Life	\$0	\$0	\$0	\$0	\$0	\$0
<b>Total (Comprehensive Cost)</b>	<b>\$0</b>	<b>\$0</b>	<b>\$0</b>	<b>\$0</b>	<b>\$0</b>	<b>\$0</b>

	Fatal	Serious Injury	Moderate Injury	Minor Injury	Property Damage Only	Total
Medical Care	\$0	\$48,297	\$0	\$0	\$0	\$48,297
Work Loss	\$0	\$77,925	\$0	\$0	\$0	\$77,925
Public Services	\$0	\$338	\$0	\$0	\$0	\$338
Adjudication	\$0	\$16,933	\$0	\$0	\$0	\$16,933
Insurance Administration	\$0	\$19,448	\$0	\$0	\$0	\$19,448
Congestion & Environmental	\$0	\$1,376	\$0	\$0	\$0	\$1,376
Subtotal (Monetary Cost)	\$0	\$164,317	\$0	\$0	\$0	\$164,317
Quality of Life	\$0	\$899,482	\$0	\$0	\$0	\$899,482
<b>Total (Comprehensive Cost)</b>	<b>\$0</b>	<b>\$1,063,799</b>	<b>\$0</b>	<b>\$0</b>	<b>\$0</b>	<b>\$1,063,799</b>

Crash Casualties



Serious Injury  
100%

Crash Costs



Serious Injury  
100%

# Osceola County Traffic Crashes and Crime

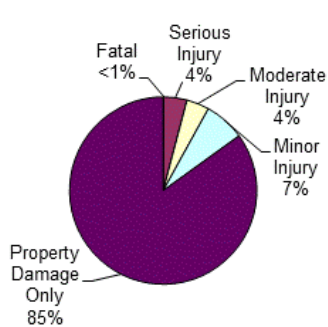
Crash Casualty Severity	Crash Casualties	Crash Costs
Fatal	1	\$10,394,583
Serious Injury	52	\$48,658,688
Moderate Injury	51	\$9,916,083
Minor Injury	91	\$9,162,790
Property Damage Only	1,100	\$9,843,900
<b>Total</b>	<b>1,295</b>	<b>\$87,976,044</b>
Average cost of crash casualty		\$67,935

Index Crime Category	Number of Crimes	Crime Costs
Murder	0	\$0
Rape	12	\$6,786,036
Aggravated Assault	16	\$744,768
Robbery	1	\$46,482
Larceny	48	\$205,488
Burglary	13	\$55,393
Motor Vehicle Theft	7	\$72,107
<b>Total</b>	<b>97</b>	<b>\$7,910,274</b>
Average cost of index crime		\$81,549

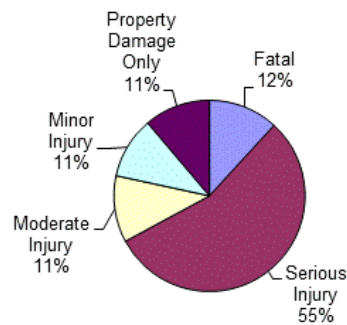
Costs of Crashes in Osceola County (2021 dollars)						
	Fatal	Serious Injury	Moderate Injury	Minor Injury	Property Damage Only	Total
Medical Care	\$16,960	\$2,084,108	\$359,091	\$328,146	\$202,400	\$2,990,705
Work Loss	\$1,307,051	\$3,586,960	\$671,160	\$590,499	\$445,500	\$6,601,170
Public Services	\$1,090	\$17,316	\$8,568	\$10,920	\$52,800	\$90,694
Adjudication & Sanctioning	\$129,629	\$759,408	\$138,006	\$122,486	\$70,400	\$1,219,929
Insurance Administration	\$34,287	\$648,388	\$197,217	\$207,207	\$420,200	\$1,507,299
Congestion & Environmental	\$7,332	\$93,860	\$90,474	\$161,616	\$1,963,500	\$2,316,782
Property Damage & Loss	\$15,608	\$646,464	\$474,402	\$634,361	\$2,713,700	\$4,484,535
<b>Subtotal (Monetary Cost)</b>	<b>\$1,511,957</b>	<b>\$7,836,504</b>	<b>\$1,938,918</b>	<b>\$2,055,235</b>	<b>\$5,868,500</b>	<b>\$19,211,114</b>
Quality of Life	\$8,882,626	\$40,822,184	\$7,977,165	\$7,107,555	\$3,975,400	\$68,764,930
<b>Total (Comprehensive Cost)</b>	<b>\$10,394,583</b>	<b>\$48,658,688</b>	<b>\$9,916,083</b>	<b>\$9,162,790</b>	<b>\$9,843,900</b>	<b>\$87,976,044</b>

Costs of Index Crimes in Osceola County (2021 dollars)								
	Murder	Rape	Aggravated Assault	Robbery	Larceny	Burglary	Motor Vehicle Theft	Total
Medical Care	\$0	\$40,488	\$33,840	\$1,983	\$0	\$0	\$0	\$76,311
Mental Health	\$0	\$79,020	\$6,528	\$199	\$0	\$0	\$0	\$85,747
Work Loss	\$0	\$85,524	\$36,416	\$4,606	\$1,488	\$507	\$819	\$129,360
Public Services	\$0	\$9,132	\$39,024	\$792	\$25,296	\$4,706	\$3,185	\$82,135
Adjudication & Sanctioning	\$0	\$542,856	\$95,920	\$14,497	\$124,560	\$10,023	\$13,930	\$801,786
Property Damage & Loss	\$0	\$2,268	\$1,344	\$1,377	\$54,144	\$40,157	\$54,173	\$153,463
<b>Subtotal (Monetary Cost)</b>	<b>\$0</b>	<b>\$759,288</b>	<b>\$213,072</b>	<b>\$23,454</b>	<b>\$205,488</b>	<b>\$55,393</b>	<b>\$72,107</b>	<b>\$1,328,802</b>
Quality of Life	\$0	\$6,026,748	\$531,696	\$23,028	\$0	\$0	\$0	\$6,581,472
<b>Total (Comprehensive Costs)</b>	<b>\$0</b>	<b>\$6,786,036</b>	<b>\$744,768</b>	<b>\$46,482</b>	<b>\$205,488</b>	<b>\$55,393</b>	<b>\$72,107</b>	<b>\$7,910,274</b>

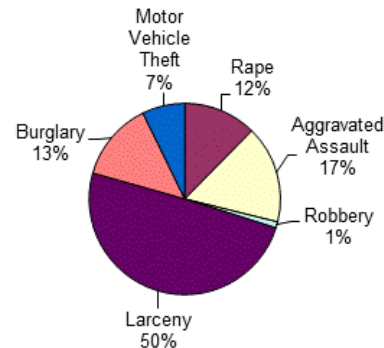
Crash Casualties



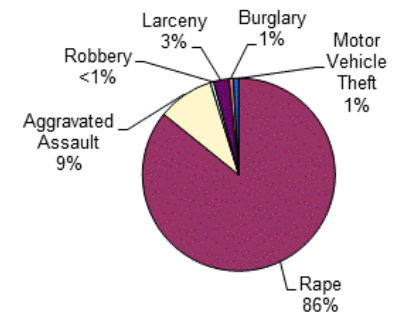
Crash Costs



Index Crimes



Index Crime Costs

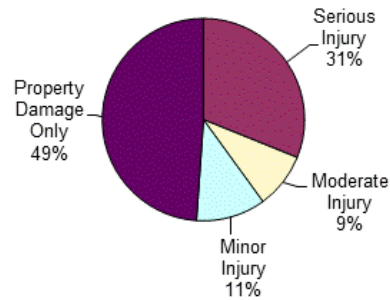




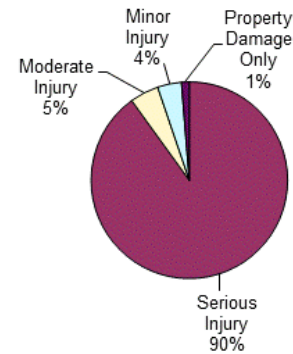
# Osceola County Alcohol-Involved Crashes

Crash Casualty Severity	Crash Casualties	Crash Costs
Fatal	0	\$0
Serious Injury	14	\$14,586,236
Moderate Injury	4	\$767,417
Minor Injury	5	\$639,591
Property Damage Only	22	\$208,428
<b>Total</b>	<b>45</b>	<b>\$16,201,672</b>
Average cost of crash casualty		\$360,037

Crash Casualties



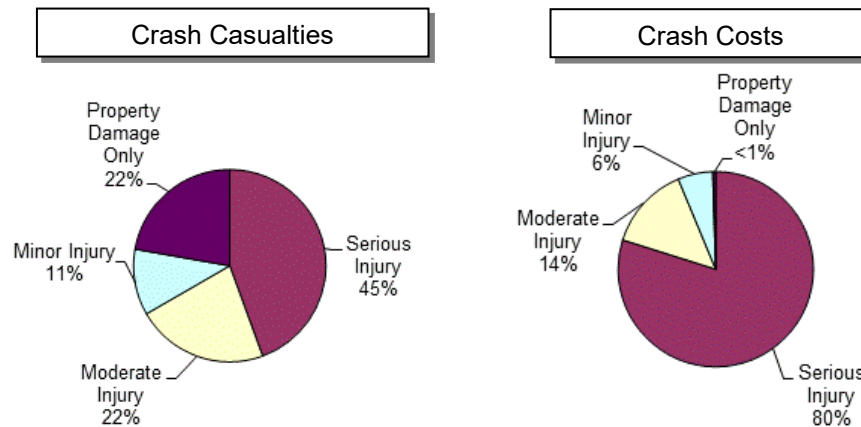
Crash Costs



Costs of Alcohol-Involved Crashes in Osceola County (2021 dollars)						
	Fatal	Serious Injury	Moderate Injury	Minor Injury	Property Damage Only	Total
Medical Care	\$0	\$625,016	\$26,184	\$21,580	\$4,620	\$677,400
Work Loss	\$0	\$1,049,986	\$49,356	\$38,235	\$9,614	\$1,147,191
Public Services	\$0	\$4,802	\$664	\$645	\$1,078	\$7,189
Adjudication & Sanctioning	\$0	\$232,400	\$10,996	\$8,525	\$1,804	\$253,725
Insurance Administration	\$0	\$192,094	\$17,384	\$14,910	\$9,570	\$233,958
Congestion & Environmental	\$0	\$25,298	\$8,865	\$39,006	\$39,270	\$112,439
Property Damage & Loss	\$0	\$176,400	\$37,624	\$38,970	\$56,100	\$309,094
<b>Subtotal (Monetary Cost)</b>	<b>\$0</b>	<b>\$2,305,996</b>	<b>\$151,073</b>	<b>\$161,871</b>	<b>\$122,056</b>	<b>\$2,740,996</b>
Quality of Life	\$0	\$12,280,240	\$616,344	\$477,720	\$86,372	\$13,460,676
<b>Total (Comprehensive Cost)</b>	<b>\$0</b>	<b>\$14,586,236</b>	<b>\$767,417</b>	<b>\$639,591</b>	<b>\$208,428</b>	<b>\$16,201,672</b>

# Osceola County Drug-Involved Crashes

Crash Casualty Severity	Crash Casualties	Crash Costs
Fatal	0	\$0
Serious Injury	4	\$5,191,288
Moderate Injury	2	\$901,574
Minor Injury	1	\$375,237
Property Damage Only	2	\$31,754
<b>Total</b>	<b>9</b>	<b>\$6,499,853</b>
Average cost of crash casualty	\$722,206	

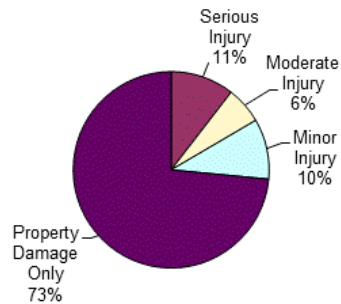


Costs of Drug-Involved Crashes in Osceola County (2021 dollars)						
	Fatal	Serious Injury	Moderate Injury	Minor Injury	Property Damage Only	Total
Medical Care	\$0	\$217,064	\$32,952	\$13,659	\$834	\$264,509
Work Loss	\$0	\$369,836	\$63,012	\$25,628	\$1,724	\$460,200
Public Services	\$0	\$1,552	\$450	\$194	\$106	\$2,302
Adjudication & Sanctioning	\$0	\$80,916	\$13,496	\$5,539	\$352	\$100,303
Insurance Administration	\$0	\$67,768	\$15,548	\$6,487	\$1,126	\$90,929
Congestion & Environmental	\$0	\$7,264	\$3,568	\$1,785	\$3,570	\$16,187
Property Damage & Loss	\$0	\$54,432	\$21,250	\$9,202	\$5,434	\$90,318
<b>Subtotal (Monetary Cost)</b>	<b>\$0</b>	<b>\$798,832</b>	<b>\$150,276</b>	<b>\$62,494</b>	<b>\$13,146</b>	<b>\$1,024,748</b>
Quality of Life	\$0	\$4,392,456	\$751,298	\$312,743	\$18,608	\$5,475,105
<b>Total (Comprehensive Cost)</b>	<b>\$0</b>	<b>\$5,191,288</b>	<b>\$901,574</b>	<b>\$375,237</b>	<b>\$31,754</b>	<b>\$6,499,853</b>

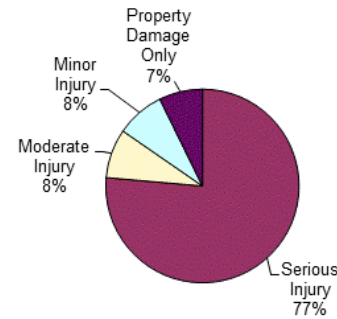
# Osceola County Young Driver Crashes (<21)

Crash Casualty Severity	Crash Casualties	Crash Costs
Fatal	0	\$0
Serious Injury	19	\$14,273,313
Moderate Injury	11	\$1,535,391
Minor Injury	18	\$1,518,732
Property Damage Only	133	\$1,359,127
<b>Total</b>	<b>181</b>	<b>\$18,686,563</b>
Average cost of crash casualty		\$103,241

Crash Casualties



Crash Costs

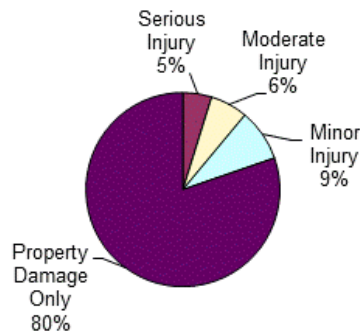


Costs of Young Driver Crashes in Osceola County (2021 dollars)						
	Fatal	Serious Injury	Moderate Injury	Minor Injury	Property Damage Only	Total
Medical Care	\$0	\$602,224	\$52,888	\$56,394	\$31,122	\$742,628
Work Loss	\$0	\$1,026,133	\$101,574	\$99,558	\$63,042	\$1,290,307
Public Services	\$0	\$5,624	\$1,749	\$2,178	\$6,783	\$16,334
Adjudication	\$0	\$218,101	\$20,713	\$20,808	\$10,640	\$270,262
Insurance Administration	\$0	\$195,852	\$35,002	\$37,638	\$57,057	\$325,549
Congestion & Environmental	\$0	\$34,181	\$19,503	\$31,914	\$237,405	\$323,003
Property Damage & Loss	\$0	\$221,749	\$99,847	\$130,428	\$354,578	\$806,602
<b>Subtotal (Monetary Cost)</b>	<b>\$0</b>	<b>\$2,303,864</b>	<b>\$331,276</b>	<b>\$378,918</b>	<b>\$760,627</b>	<b>\$3,774,685</b>
Quality of Life	\$0	\$11,969,449	\$1,204,115	\$1,139,814	\$598,500	\$14,911,878
<b>Total (Comprehensive Cost)</b>	<b>\$0</b>	<b>\$14,273,313</b>	<b>\$1,535,391</b>	<b>\$1,518,732</b>	<b>\$1,359,127</b>	<b>\$18,686,563</b>

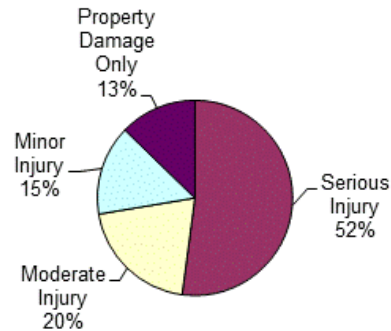
# Osceola County Older Driver Crashes (65+)

Crash Casualty Severity	Crash Casualties	Crash Costs
Fatal	0	\$0
Serious Injury	10	\$9,812,180
Moderate Injury	13	\$3,813,212
Minor Injury	18	\$2,807,226
Property Damage Only	167	\$2,398,955
<b>Total</b>	<b>208</b>	<b>\$18,831,573</b>
Average cost of crash casualty	\$90,536	

Crash Casualties



Crash Costs

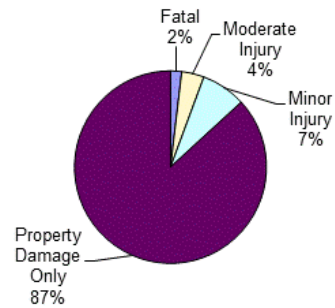


Costs of Older Driver Crashes in Osceola County (2021 dollars)						
	Fatal	Serious Injury	Moderate Injury	Minor Injury	Property Damage Only	Total
Medical Care	\$0	\$410,700	\$137,748	\$100,998	\$65,297	\$714,743
Work Loss	\$0	\$711,090	\$262,288	\$188,244	\$122,745	\$1,284,367
Public Services	\$0	\$3,390	\$2,470	\$2,502	\$9,018	\$17,380
Adjudication	\$0	\$150,160	\$53,560	\$38,646	\$22,712	\$265,078
Insurance Administration	\$0	\$132,800	\$67,665	\$55,872	\$85,838	\$342,175
Congestion & Environmental	\$0	\$18,050	\$23,140	\$31,986	\$297,928	\$371,104
Property Damage & Loss	\$0	\$130,150	\$125,359	\$137,592	\$479,624	\$872,725
<b>Subtotal (Monetary Cost)</b>	<b>\$0</b>	<b>\$1,556,340</b>	<b>\$672,230</b>	<b>\$555,840</b>	<b>\$1,083,162</b>	<b>\$3,867,572</b>
Quality of Life	\$0	\$8,255,840	\$3,140,982	\$2,251,386	\$1,315,793	\$14,964,001
<b>Total (Comprehensive Cost)</b>	<b>\$0</b>	<b>\$9,812,180</b>	<b>\$3,813,212</b>	<b>\$2,807,226</b>	<b>\$2,398,955</b>	<b>\$18,831,573</b>

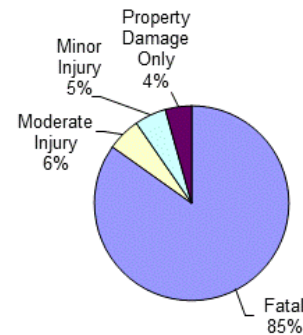
# Osceola County Medium/Large Truck Crashes

Crash Casualty Severity	Crash Casualties	Crash Costs
Fatal	1	\$10,432,467
Serious Injury	0	\$0
Moderate Injury	2	\$679,488
Minor Injury	4	\$647,936
Property Damage Only	46	\$537,970
<b>Total</b>	<b>53</b>	<b>\$12,297,861</b>
Average cost of crash casualty		\$232,035

Crash Casualties



Crash Costs



Costs of Medium/Large Truck Crashes in Osceola County (2021 dollars)						
	Fatal	Serious Injury	Moderate Injury	Minor Injury	Property Damage Only	Total
Medical Care	\$32,338	\$0	\$34,530	\$31,668	\$16,698	\$115,234
Work Loss	\$1,307,051	\$0	\$106,756	\$91,328	\$133,998	\$1,639,133
Public Services	\$1,096	\$0	\$350	\$768	\$2,162	\$4,376
Adjudication	\$141,870	\$0	\$5,668	\$6,008	\$7,314	\$160,860
Insurance Administration	\$34,040	\$0	\$7,300	\$8,920	\$25,208	\$75,468
Congestion & Environmental	\$7,583	\$0	\$3,670	\$7,348	\$84,962	\$103,563
Property Damage & Loss	\$25,863	\$0	\$16,426	\$25,020	\$132,480	\$199,789
<b>Subtotal (Monetary Cost)</b>	<b>\$1,549,841</b>	<b>\$0</b>	<b>\$174,700</b>	<b>\$171,060</b>	<b>\$402,822</b>	<b>\$2,298,423</b>
Quality of Life	\$8,882,626	\$0	\$504,788	\$476,876	\$135,148	\$9,999,438
<b>Total (Comprehensive Cost)</b>	<b>\$10,432,467</b>	<b>\$0</b>	<b>\$679,488</b>	<b>\$647,936</b>	<b>\$537,970</b>	<b>\$12,297,861</b>

# Osceola County Motorcycle Crashes

Injury Severity	Motorcyclist Crash Victims	Motorcyclist Victim Costs
Fatal	0	\$0
Serious Injury	5	\$4,857,355
Moderate Injury	4	\$1,065,216
Minor Injury	2	\$467,238
Property Damage Only	1	\$50,262
<b>Total</b>	<b>12</b>	<b>\$6,440,071</b>
Average cost of crash casualty		\$536,673

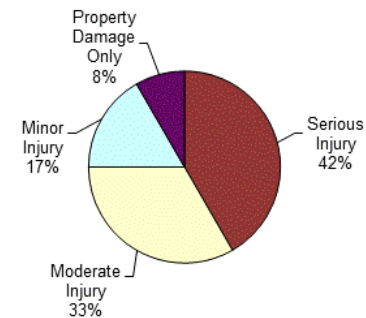
Injury Severity	Non-motorcyclist Crash Victims	Non-motorcyclist Victim Costs
Fatal	0	\$0
Serious Injury	0	\$0
Moderate Injury	0	\$0
Minor Injury	0	\$0
Property Damage Only	0	\$0
<b>Total</b>	<b>0</b>	<b>\$0</b>
Average cost of crash casualty		\$0

Motorcyclist Victim Costs in Motorcycle Crashes in Osceola County (2021 dollars)						
	Fatal	Serious Injury	Moderate Injury	Minor Injury	Property Damage Only	Total
Medical Care	\$0	\$202,410	\$37,956	\$16,620	\$1,554	\$258,540
Work Loss	\$0	\$366,395	\$76,728	\$33,602	\$3,181	\$479,906
Public Services	\$0	\$1,695	\$772	\$370	\$85	\$2,922
Adjudication	\$0	\$76,330	\$15,420	\$6,756	\$633	\$99,139
Insurance Administration	\$0	\$64,435	\$19,572	\$8,866	\$1,394	\$94,267
Congestion & Environmental	\$0	\$6,840	\$5,312	\$2,656	\$1,331	\$16,139
Property Damage & Loss	\$0	\$59,740	\$38,112	\$18,536	\$5,691	\$122,079
Subtotal (Monetary Cost)	\$0	\$777,845	\$193,872	\$87,406	\$13,869	\$1,072,992
Quality of Life	\$0	\$4,079,510	\$871,344	\$379,832	\$36,393	\$5,367,079
<b>Total (Comprehensive Cost)</b>	<b>\$0</b>	<b>\$4,857,355</b>	<b>\$1,065,216</b>	<b>\$467,238</b>	<b>\$50,262</b>	<b>\$6,440,071</b>

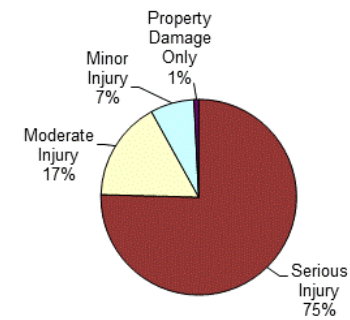
Non-motorcyclist Victim Costs in Motorcycle Crashes in Osceola County (2021 dollars)						
	Fatal	Serious Injury	Moderate Injury	Minor Injury	Property Damage Only	Total
Medical Care	\$0	\$0	\$0	\$0	\$0	\$0
Work Loss	\$0	\$0	\$0	\$0	\$0	\$0
Public Services	\$0	\$0	\$0	\$0	\$0	\$0
Adjudication	\$0	\$0	\$0	\$0	\$0	\$0
Insurance Administration	\$0	\$0	\$0	\$0	\$0	\$0
Congestion & Environmental	\$0	\$0	\$0	\$0	\$0	\$0
Property Damage & Loss	\$0	\$0	\$0	\$0	\$0	\$0
Subtotal (Monetary Cost)	\$0	\$0	\$0	\$0	\$0	\$0
Quality of Life	\$0	\$0	\$0	\$0	\$0	\$0
<b>Total (Comprehensive Cost)</b>	<b>\$0</b>	<b>\$0</b>	<b>\$0</b>	<b>\$0</b>	<b>\$0</b>	<b>\$0</b>

Costs of Motorcycle Crashes in Osceola County (2021 dollars)						
	Fatal	Serious Injury	Moderate Injury	Minor Injury	Property Damage Only	Total
Medical Care	\$0	\$202,410	\$37,956	\$16,620	\$1,554	\$258,540
Work Loss	\$0	\$366,395	\$76,728	\$33,602	\$3,181	\$479,906
Public Services	\$0	\$1,695	\$772	\$370	\$85	\$2,922
Adjudication	\$0	\$76,330	\$15,420	\$6,756	\$633	\$99,139
Insurance Administration	\$0	\$64,435	\$19,572	\$8,866	\$1,394	\$94,267
Congestion & Environmental	\$0	\$6,840	\$5,312	\$2,656	\$1,331	\$16,139
Property Damage & Loss	\$0	\$59,740	\$38,112	\$18,536	\$5,691	\$122,079
Subtotal (Monetary Cost)	\$0	\$777,845	\$193,872	\$87,406	\$13,869	\$1,072,992
Quality of Life	\$0	\$4,079,510	\$871,344	\$379,832	\$36,393	\$5,367,079
<b>Total (Comprehensive Cost)</b>	<b>\$0</b>	<b>\$4,857,355</b>	<b>\$1,065,216</b>	<b>\$467,238</b>	<b>\$50,262</b>	<b>\$6,440,071</b>

Crash Casualties



Crash Costs



# Osceola County Bicycle Crashes

Injury Severity	Bicyclist Crash Victims	Bicyclist Victim Costs
Fatal	0	\$0
Serious Injury	1	\$934,954
Moderate Injury	0	\$0
Minor Injury	0	\$0
Property Damage Only	0	\$0
<b>Total</b>	<b>1</b>	<b>\$934,954</b>
Average cost of crash casualty	\$934,954	

Injury Severity	Non-bicyclist Crash Victims	Non-bicyclist Victim Costs
Fatal	0	\$0
Serious Injury	0	\$0
Moderate Injury	0	\$0
Minor Injury	0	\$0
Property Damage Only	0	\$0
<b>Total</b>	<b>0</b>	<b>\$0</b>
Average cost of crash casualty	\$0	

Bicyclist Victim Costs in Bicycle Crashes in Osceola County (2021 dollars)						
	Fatal	Serious Injury	Moderate Injury	Minor Injury	Property Damage Only	Total
Medical Care	\$0	\$40,528	\$0	\$0	\$0	\$40,528
Work Loss	\$0	\$75,862	\$0	\$0	\$0	\$75,862
Public Services	\$0	\$338	\$0	\$0	\$0	\$338
Adjudication	\$0	\$15,473	\$0	\$0	\$0	\$15,473
Insurance Administration	\$0	\$17,637	\$0	\$0	\$0	\$17,637
Congestion & Environmental	\$0	\$1,376	\$0	\$0	\$0	\$1,376
Property Damage & Loss	\$0	\$250	\$0	\$0	\$0	\$250
Subtotal (Monetary Cost)	\$0	\$151,464	\$0	\$0	\$0	\$151,464
Quality of Life	\$0	\$783,490	\$0	\$0	\$0	\$783,490
<b>Total (Comprehensive Cost)</b>	<b>\$0</b>	<b>\$934,954</b>	<b>\$0</b>	<b>\$0</b>	<b>\$0</b>	<b>\$934,954</b>

Non-bicyclist Victim Costs in Bicycle Crashes in Osceola County (2021 dollars)						
	Fatal	Serious Injury	Moderate Injury	Minor Injury	Property Damage Only	Total
Medical Care	\$0	\$0	\$0	\$0	\$0	\$0
Work Loss	\$0	\$0	\$0	\$0	\$0	\$0
Public Services	\$0	\$0	\$0	\$0	\$0	\$0
Adjudication	\$0	\$0	\$0	\$0	\$0	\$0
Insurance Administration	\$0	\$0	\$0	\$0	\$0	\$0
Congestion & Environmental	\$0	\$0	\$0	\$0	\$0	\$0
Property Damage & Loss	\$0	\$0	\$0	\$0	\$0	\$0
Subtotal (Monetary Cost)	\$0	\$0	\$0	\$0	\$0	\$0
Quality of Life	\$0	\$0	\$0	\$0	\$0	\$0
<b>Total (Comprehensive Cost)</b>	<b>\$0</b>	<b>\$0</b>	<b>\$0</b>	<b>\$0</b>	<b>\$0</b>	<b>\$0</b>

Costs of Bicycle Crashes in Osceola County (2021 dollars)						
	Fatal	Serious Injury	Moderate Injury	Minor Injury	Property Damage Only	Total
Medical Care	\$0	\$40,528	\$0	\$0	\$0	\$40,528
Work Loss	\$0	\$75,862	\$0	\$0	\$0	\$75,862
Public Services	\$0	\$338	\$0	\$0	\$0	\$338
Adjudication	\$0	\$15,473	\$0	\$0	\$0	\$15,473
Insurance Administration	\$0	\$17,637	\$0	\$0	\$0	\$17,637
Congestion & Environmental	\$0	\$1,376	\$0	\$0	\$0	\$1,376
Property Damage & Loss	\$0	\$250	\$0	\$0	\$0	\$250
Subtotal (Monetary Cost)	\$0	\$151,464	\$0	\$0	\$0	\$151,464
Quality of Life	\$0	\$783,490	\$0	\$0	\$0	\$783,490
<b>Total (Comprehensive Cost)</b>	<b>\$0</b>	<b>\$934,954</b>	<b>\$0</b>	<b>\$0</b>	<b>\$0</b>	<b>\$934,954</b>

Crash Casualties



Serious Injury  
100%

Crash Costs



Serious Injury  
100%

# Osceola County Pedestrian Crashes

Injury Severity	Pedestrian Crash Victims	Pedestrian Victim Costs
Fatal	0	\$0
Serious Injury	1	\$1,063,799
Moderate Injury	0	\$0
Minor Injury	0	\$0
Property Damage Only	1	\$15,928
<b>Total</b>	<b>2</b>	<b>\$1,079,727</b>
Average cost of crash casualty	\$539,864	

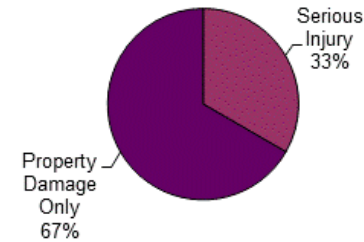
Injury Severity	Non-pedestrian Crash Victims	Non-pedestrian Victim Costs
Fatal	0	\$0
Serious Injury	0	\$0
Moderate Injury	0	\$0
Minor Injury	0	\$0
Property Damage Only	1	\$6,482
<b>Total</b>	<b>1</b>	<b>\$6,482</b>
Average cost of crash casualty	\$6,482	

Pedestrian Victim Costs in Pedestrian Crashes in Osceola County (2021 dollars)						
	Fatal	Serious Injury	Moderate Injury	Minor Injury	Property Damage Only	Total
Medical Care	\$0	\$48,297	\$0	\$0	\$558	\$48,855
Work Loss	\$0	\$77,925	\$0	\$0	\$836	\$78,761
Public Services	\$0	\$338	\$0	\$0	\$21	\$359
Adjudication	\$0	\$16,933	\$0	\$0	\$187	\$17,120
Insurance Administration	\$0	\$19,448	\$0	\$0	\$261	\$19,709
Congestion & Environmental	\$0	\$1,376	\$0	\$0	\$178	\$1,554
Subtotal (Monetary Cost)	\$0	\$164,317	\$0	\$0	\$2,041	\$166,358
Quality of Life	\$0	\$899,482	\$0	\$0	\$13,887	\$913,369
<b>Total (Comprehensive Cost)</b>	<b>\$0</b>	<b>\$1,063,799</b>	<b>\$0</b>	<b>\$0</b>	<b>\$15,928</b>	<b>\$1,079,727</b>

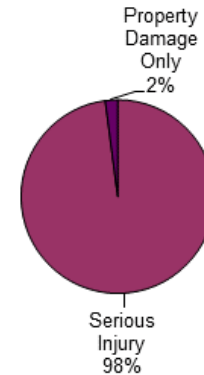
Non-pedestrian Victim in Pedestrian Crashes in Osceola County (2021 dollars)						
	Fatal	Serious Injury	Moderate Injury	Minor Injury	Property Damage Only	Total
Medical Care	\$0	\$0	\$0	\$0	\$184	\$184
Work Loss	\$0	\$0	\$0	\$0	\$405	\$405
Public Services	\$0	\$0	\$0	\$0	\$48	\$48
Adjudication	\$0	\$0	\$0	\$0	\$64	\$64
Insurance Administration	\$0	\$0	\$0	\$0	\$382	\$382
Congestion & Environmental	\$0	\$0	\$0	\$0	\$1,785	\$1,785
Subtotal (Monetary Cost)	\$0	\$0	\$0	\$0	\$2,868	\$2,868
Quality of Life	\$0	\$0	\$0	\$0	\$3,614	\$3,614
<b>Total (Comprehensive Cost)</b>	<b>\$0</b>	<b>\$0</b>	<b>\$0</b>	<b>\$0</b>	<b>\$6,482</b>	<b>\$6,482</b>

Costs of Pedestrian Crashes in Osceola County (2021 dollars)						
	Fatal	Serious Injury	Moderate Injury	Minor Injury	Property Damage Only	Total
Medical Care	\$0	\$48,297	\$0	\$0	\$742	\$49,039
Work Loss	\$0	\$77,925	\$0	\$0	\$1,241	\$79,166
Public Services	\$0	\$338	\$0	\$0	\$69	\$407
Adjudication	\$0	\$16,933	\$0	\$0	\$251	\$17,184
Insurance Administration	\$0	\$19,448	\$0	\$0	\$643	\$20,091
Congestion & Environmental	\$0	\$1,376	\$0	\$0	\$1,963	\$3,339
Subtotal (Monetary Cost)	\$0	\$164,317	\$0	\$0	\$4,909	\$169,226
Quality of Life	\$0	\$899,482	\$0	\$0	\$17,501	\$916,983
<b>Total (Comprehensive Cost)</b>	<b>\$0</b>	<b>\$1,063,799</b>	<b>\$0</b>	<b>\$0</b>	<b>\$22,410</b>	<b>\$1,086,209</b>

Crash Casualties



Crash Costs





# Oscoda County Traffic Crashes and Crime

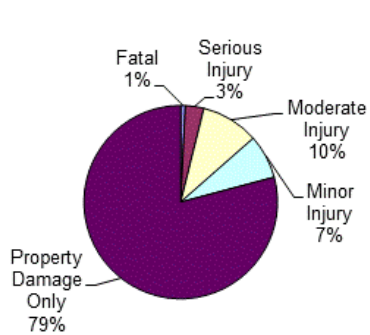
Crash Casualty Severity	Crash Casualties	Crash Costs
Fatal	2	\$20,789,166
Serious Injury	8	\$7,485,952
Moderate Injury	25	\$4,860,825
Minor Injury	19	\$1,913,110
Property Damage Only	205	\$1,834,545
Total	259	\$36,883,598
Average cost of crash casualty		\$142,408

Index Crime Category	Number of Crimes	Crime Costs
Murder	0	\$0
Rape	5	\$2,827,515
Aggravated Assault	7	\$325,836
Robbery	0	\$0
Larceny	28	\$119,868
Burglary	10	\$42,610
Motor Vehicle Theft	10	\$103,010
Total	60	\$3,418,839
Average cost of index crime		\$56,981

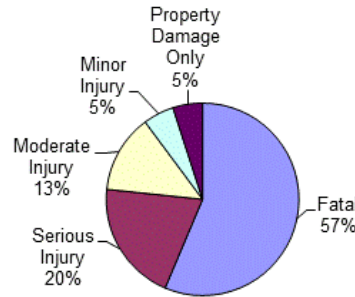
Costs of Crashes in Oscoda County (2021 dollars)						
	Fatal	Serious Injury	Moderate Injury	Minor Injury	Property Damage Only	Total
Medical Care	\$33,920	\$320,632	\$176,025	\$68,514	\$37,720	\$636,811
Work Loss	\$2,614,102	\$551,840	\$329,000	\$123,291	\$83,025	\$3,701,258
Public Services	\$2,180	\$2,664	\$4,200	\$2,280	\$9,840	\$21,164
Adjudication & Sanctioning	\$259,258	\$116,832	\$67,650	\$25,574	\$13,120	\$482,434
Insurance Administration	\$68,574	\$99,752	\$96,675	\$43,263	\$78,310	\$386,574
Congestion & Environmental	\$14,664	\$14,440	\$44,350	\$33,744	\$365,925	\$473,123
Property Damage & Loss	\$31,216	\$99,456	\$232,550	\$132,449	\$505,735	\$1,001,406
Subtotal (Monetary Cost)	\$3,023,914	\$1,205,616	\$950,450	\$429,115	\$1,093,675	\$6,702,770
Quality of Life	\$17,765,252	\$6,280,336	\$3,910,375	\$1,483,995	\$740,870	\$30,180,828
<b>Total (Comprehensive Cost)</b>	<b>\$20,789,166</b>	<b>\$7,485,952</b>	<b>\$4,860,825</b>	<b>\$1,913,110</b>	<b>\$1,834,545</b>	<b>\$36,883,598</b>

Costs of Index Crimes in Oscoda County (2021 dollars)								
	Murder	Rape	Aggravated Assault	Robbery	Larceny	Burglary	Motor Vehicle Theft	Total
Medical Care	\$0	\$16,870	\$14,805	\$0	\$0	\$0	\$0	\$31,675
Mental Health	\$0	\$32,925	\$2,856	\$0	\$0	\$0	\$0	\$35,781
Work Loss	\$0	\$35,635	\$15,932	\$0	\$868	\$390	\$1,170	\$53,995
Public Services	\$0	\$3,805	\$17,073	\$0	\$14,756	\$3,620	\$4,550	\$43,804
Adjudication & Sanctioning	\$0	\$226,190	\$41,965	\$0	\$72,660	\$7,710	\$19,900	\$368,425
Property Damage & Loss	\$0	\$945	\$588	\$0	\$31,584	\$30,890	\$77,390	\$141,397
Subtotal (Monetary Cost)	\$0	\$316,370	\$93,219	\$0	\$119,868	\$42,610	\$103,010	\$675,077
Quality of Life	\$0	\$2,511,145	\$232,617	\$0	\$0	\$0	\$0	\$2,743,762
<b>Total (Comprehensive Costs)</b>	<b>\$0</b>	<b>\$2,827,515</b>	<b>\$325,836</b>	<b>\$0</b>	<b>\$119,868</b>	<b>\$42,610</b>	<b>\$103,010</b>	<b>\$3,418,839</b>

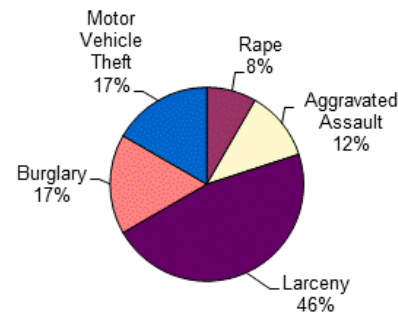
Crash Casualties



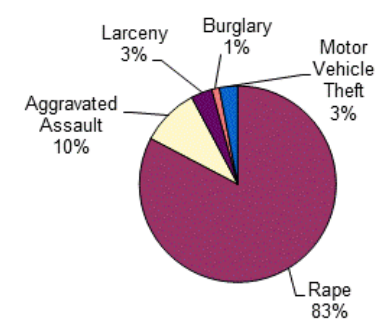
Crash Costs



Index Crimes



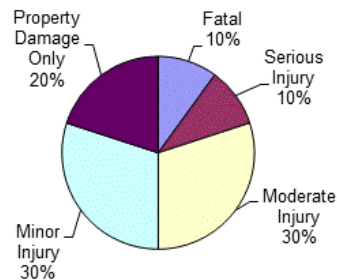
Index Crime Costs



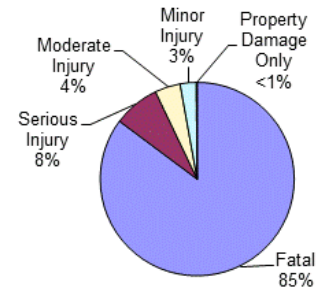
# Oscoda County Alcohol-Involved Crashes

Crash Casualty Severity	Crash Casualties	Crash Costs
Fatal	1	\$11,509,950
Serious Injury	1	\$1,041,874
Moderate Injury	3	\$574,233
Minor Injury	3	\$363,897
Property Damage Only	2	\$18,948
<b>Total</b>	<b>10</b>	<b>\$13,508,902</b>
Average cost of crash casualty		\$1,350,890

Crash Casualties



Crash Costs



Costs of Alcohol-Involved Crashes in Oscoda County (2021 dollars)						
	Fatal	Serious Injury	Moderate Injury	Minor Injury	Property Damage Only	Total
Medical Care	\$16,960	\$44,644	\$19,638	\$12,948	\$420	\$94,610
Work Loss	\$1,564,761	\$74,999	\$37,017	\$22,941	\$874	\$1,700,592
Public Services	\$1,090	\$343	\$498	\$387	\$98	\$2,416
Adjudication & Sanctioning	\$129,629	\$16,600	\$8,247	\$5,115	\$164	\$159,755
Insurance Administration	\$34,287	\$13,721	\$13,038	\$8,946	\$870	\$70,862
Congestion & Environmental	\$7,332	\$1,807	\$5,319	\$3,546	\$3,570	\$21,574
Property Damage & Loss	\$15,608	\$12,600	\$28,218	\$23,382	\$5,100	\$84,908
<b>Subtotal (Monetary Cost)</b>	<b>\$1,769,667</b>	<b>\$164,714</b>	<b>\$111,975</b>	<b>\$77,265</b>	<b>\$11,096</b>	<b>\$2,134,717</b>
Quality of Life	\$9,740,283	\$877,160	\$462,258	\$286,632	\$7,852	\$11,374,185
<b>Total (Comprehensive Cost)</b>	<b>\$11,509,950</b>	<b>\$1,041,874</b>	<b>\$574,233</b>	<b>\$363,897</b>	<b>\$18,948</b>	<b>\$13,508,902</b>

# Oscoda County Drug-Involved Crashes

Crash Casualty Severity	Crash Casualties	Crash Costs
Fatal	0	\$0
Serious Injury	0	\$0
Moderate Injury	0	\$0
Minor Injury	0	\$0
Property Damage Only	0	\$0
<b>Total</b>	<b>0</b>	<b>\$0</b>
Average cost of crash casualty	\$0	

Crash Casualties

Crash Costs

**No Drug-Involved  
Crashes**

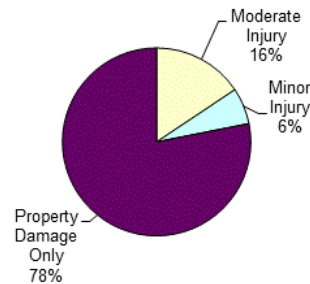
**Drug Crash Costs = \$0**

Costs of Drug-Involved Crashes in Oscoda County (2021 dollars)						
	Fatal	Serious Injury	Moderate Injury	Minor Injury	Property Damage Only	Total
Medical Care	\$0	\$0	\$0	\$0	\$0	\$0
Work Loss	\$0	\$0	\$0	\$0	\$0	\$0
Public Services	\$0	\$0	\$0	\$0	\$0	\$0
Adjudication & Sanctioning	\$0	\$0	\$0	\$0	\$0	\$0
Insurance Administration	\$0	\$0	\$0	\$0	\$0	\$0
Congestion & Environmental	\$0	\$0	\$0	\$0	\$0	\$0
Property Damage & Loss	\$0	\$0	\$0	\$0	\$0	\$0
Subtotal (Monetary Cost)	\$0	\$0	\$0	\$0	\$0	\$0
Quality of Life	\$0	\$0	\$0	\$0	\$0	\$0
<b>Total (Comprehensive Cost)</b>	<b>\$0</b>	<b>\$0</b>	<b>\$0</b>	<b>\$0</b>	<b>\$0</b>	<b>\$0</b>

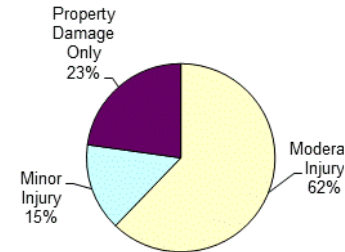
# Oscoda County Young Driver Crashes (<21)

Crash Casualty Severity	Crash Casualties	Crash Costs
Fatal	0	\$0
Serious Injury	0	\$0
Moderate Injury	5	\$697,905
Minor Injury	2	\$168,748
Property Damage Only	25	\$255,475
<b>Total</b>	<b>32</b>	<b>\$1,122,128</b>
Average cost of crash casualty		\$35,067

Crash Casualties



Crash Costs

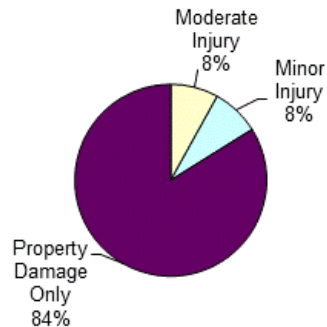


Costs of Young Driver Crashes in Oscoda County (2021 dollars)						
	Fatal	Serious Injury	Moderate Injury	Minor Injury	Property Damage Only	Total
Medical Care	\$0	\$0	\$24,040	\$6,266	\$5,850	\$36,156
Work Loss	\$0	\$0	\$46,170	\$11,062	\$11,850	\$69,082
Public Services	\$0	\$0	\$795	\$242	\$1,275	\$2,312
Adjudication	\$0	\$0	\$9,415	\$2,312	\$2,000	\$13,727
Insurance Administration	\$0	\$0	\$15,910	\$4,182	\$10,725	\$30,817
Congestion & Environmental	\$0	\$0	\$8,865	\$3,546	\$44,625	\$57,036
Property Damage & Loss	\$0	\$0	\$45,385	\$14,492	\$66,650	\$126,527
<b>Subtotal (Monetary Cost)</b>	<b>\$0</b>	<b>\$0</b>	<b>\$150,580</b>	<b>\$42,102</b>	<b>\$142,975</b>	<b>\$335,657</b>
Quality of Life	\$0	\$0	\$547,325	\$126,646	\$112,500	\$786,471
<b>Total (Comprehensive Cost)</b>	<b>\$0</b>	<b>\$0</b>	<b>\$697,905</b>	<b>\$168,748</b>	<b>\$255,475</b>	<b>\$1,122,128</b>

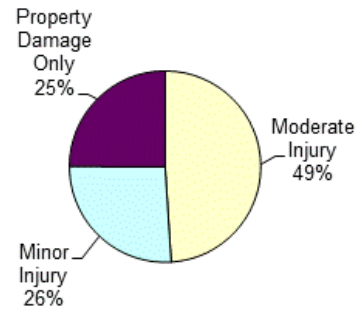
# Oscoda County Older Driver Crashes (65+)

Crash Casualty Severity	Crash Casualties	Crash Costs
Fatal	0	\$0
Serious Injury	0	\$0
Moderate Injury	5	\$1,466,620
Minor Injury	5	\$779,785
Property Damage Only	52	\$746,980
<b>Total</b>	<b>62</b>	<b>\$2,993,385</b>
Average cost of crash casualty		\$48,280

Crash Casualties



Crash Costs



Costs of Older Driver Crashes in Oscoda County (2021 dollars)						
	Fatal	Serious Injury	Moderate Injury	Minor Injury	Property Damage Only	Total
Medical Care	\$0	\$0	\$52,980	\$28,055	\$20,332	\$101,367
Work Loss	\$0	\$0	\$100,880	\$52,290	\$38,220	\$191,390
Public Services	\$0	\$0	\$950	\$695	\$2,808	\$4,453
Adjudication	\$0	\$0	\$20,600	\$10,735	\$7,072	\$38,407
Insurance Administration	\$0	\$0	\$26,025	\$15,520	\$26,728	\$68,273
Congestion & Environmental	\$0	\$0	\$8,900	\$8,885	\$92,768	\$110,553
Property Damage & Loss	\$0	\$0	\$48,215	\$38,220	\$149,344	\$235,779
<b>Subtotal (Monetary Cost)</b>	<b>\$0</b>	<b>\$0</b>	<b>\$258,550</b>	<b>\$154,400</b>	<b>\$337,272</b>	<b>\$750,222</b>
Quality of Life	\$0	\$0	\$1,208,070	\$625,385	\$409,708	\$2,243,163
<b>Total (Comprehensive Cost)</b>	<b>\$0</b>	<b>\$0</b>	<b>\$1,466,620</b>	<b>\$779,785</b>	<b>\$746,980</b>	<b>\$2,993,385</b>

# Oscoda County Medium/Large Truck Crashes

Crash Casualty Severity	Crash Casualties	Crash Costs
Fatal	0	\$0
Serious Injury	0	\$0
Moderate Injury	0	\$0
Minor Injury	0	\$0
Property Damage Only	7	\$81,865
<b>Total</b>	<b>7</b>	<b>\$81,865</b>
Average cost of crash casualty		\$11,695

Crash Casualties



Property  
Damage  
Only  
100%

Crash Costs



Property  
Damage  
Only  
100%

Costs of Medium/Large Truck Crashes in Oscoda County (2021 dollars)						
	Fatal	Serious Injury	Moderate Injury	Minor Injury	Property Damage Only	Total
Medical Care	\$0	\$0	\$0	\$0	\$2,541	\$2,541
Work Loss	\$0	\$0	\$0	\$0	\$20,391	\$20,391
Public Services	\$0	\$0	\$0	\$0	\$329	\$329
Adjudication	\$0	\$0	\$0	\$0	\$1,113	\$1,113
Insurance Administration	\$0	\$0	\$0	\$0	\$3,836	\$3,836
Congestion & Environmental	\$0	\$0	\$0	\$0	\$12,929	\$12,929
Property Damage & Loss	\$0	\$0	\$0	\$0	\$20,160	\$20,160
<b>Subtotal (Monetary Cost)</b>	<b>\$0</b>	<b>\$0</b>	<b>\$0</b>	<b>\$0</b>	<b>\$61,299</b>	<b>\$61,299</b>
Quality of Life	\$0	\$0	\$0	\$0	\$20,566	\$20,566
<b>Total (Comprehensive Cost)</b>	<b>\$0</b>	<b>\$0</b>	<b>\$0</b>	<b>\$0</b>	<b>\$81,865</b>	<b>\$81,865</b>

# Oscoda County Motorcycle Crashes

Injury Severity	Motorcyclist Crash Victims	Motorcyclist Victim Costs
Fatal	0	\$0
Serious Injury	2	\$1,942,942
Moderate Injury	0	\$0
Minor Injury	1	\$233,619
Property Damage Only	0	\$0
<b>Total</b>	<b>3</b>	<b>\$2,176,561</b>
Average cost of crash casualty	\$725,520	

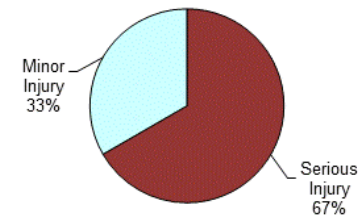
Injury Severity	Non-motorcyclist Crash Victims	Non-motorcyclist Victim Costs
Fatal	0	\$0
Serious Injury	0	\$0
Moderate Injury	0	\$0
Minor Injury	0	\$0
Property Damage Only	0	\$0
<b>Total</b>	<b>0</b>	<b>\$0</b>
Average cost of crash casualty	\$0	

Motorcyclist Victim Costs in Motorcycle Crashes in Oscoda County (2021 dollars)						
	Fatal	Serious Injury	Moderate Injury	Minor Injury	Property Damage Only	Total
Medical Care	\$0	\$80,964	\$0	\$8,310	\$0	\$89,274
Work Loss	\$0	\$146,558	\$0	\$16,801	\$0	\$163,359
Public Services	\$0	\$678	\$0	\$185	\$0	\$863
Adjudication	\$0	\$30,532	\$0	\$3,378	\$0	\$33,910
Insurance Administration	\$0	\$25,774	\$0	\$4,433	\$0	\$30,207
Congestion & Environmental	\$0	\$2,736	\$0	\$1,328	\$0	\$4,064
Property Damage & Loss	\$0	\$23,896	\$0	\$9,268	\$0	\$33,164
Subtotal (Monetary Cost)	\$0	\$311,138	\$0	\$43,703	\$0	\$354,841
Quality of Life	\$0	\$1,631,804	\$0	\$189,916	\$0	\$1,821,720
<b>Total (Comprehensive Cost)</b>	<b>\$0</b>	<b>\$1,942,942</b>	<b>\$0</b>	<b>\$233,619</b>	<b>\$0</b>	<b>\$2,176,561</b>

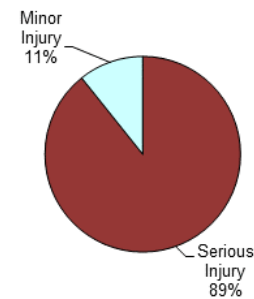
Non-motorcyclist Victim Costs in Motorcycle Crashes in Oscoda County (2021 dollars)						
	Fatal	Serious Injury	Moderate Injury	Minor Injury	Property Damage Only	Total
Medical Care	\$0	\$0	\$0	\$0	\$0	\$0
Work Loss	\$0	\$0	\$0	\$0	\$0	\$0
Public Services	\$0	\$0	\$0	\$0	\$0	\$0
Adjudication	\$0	\$0	\$0	\$0	\$0	\$0
Insurance Administration	\$0	\$0	\$0	\$0	\$0	\$0
Congestion & Environmental	\$0	\$0	\$0	\$0	\$0	\$0
Property Damage & Loss	\$0	\$0	\$0	\$0	\$0	\$0
Subtotal (Monetary Cost)	\$0	\$0	\$0	\$0	\$0	\$0
Quality of Life	\$0	\$0	\$0	\$0	\$0	\$0
<b>Total (Comprehensive Cost)</b>	<b>\$0</b>	<b>\$0</b>	<b>\$0</b>	<b>\$0</b>	<b>\$0</b>	<b>\$0</b>

Costs of Motorcycle Crashes in Oscoda County (2021 dollars)						
	Fatal	Serious Injury	Moderate Injury	Minor Injury	Property Damage Only	Total
Medical Care	\$0	\$80,964	\$0	\$8,310	\$0	\$89,274
Work Loss	\$0	\$146,558	\$0	\$16,801	\$0	\$163,359
Public Services	\$0	\$678	\$0	\$185	\$0	\$863
Adjudication	\$0	\$30,532	\$0	\$3,378	\$0	\$33,910
Insurance Administration	\$0	\$25,774	\$0	\$4,433	\$0	\$30,207
Congestion & Environmental	\$0	\$2,736	\$0	\$1,328	\$0	\$4,064
Property Damage & Loss	\$0	\$23,896	\$0	\$9,268	\$0	\$33,164
Subtotal (Monetary Cost)	\$0	\$311,138	\$0	\$43,703	\$0	\$354,841
Quality of Life	\$0	\$1,631,804	\$0	\$189,916	\$0	\$1,821,720
<b>Total (Comprehensive Cost)</b>	<b>\$0</b>	<b>\$1,942,942</b>	<b>\$0</b>	<b>\$233,619</b>	<b>\$0</b>	<b>\$2,176,561</b>

Crash Casualties



Crash Costs



# Oscoda County Bicycle Crashes

Injury Severity	Bicyclist Crash Victims	Bicyclist Victim Costs
Fatal	0	\$0
Serious Injury	0	\$0
Moderate Injury	0	\$0
Minor Injury	0	\$0
Property Damage Only	0	\$0
Total	0	\$0
Average cost of crash casualty		\$0

Injury Severity	Non-bicyclist Crash Victims	Non-bicyclist Victim Costs
Fatal	0	\$0
Serious Injury	0	\$0
Moderate Injury	0	\$0
Minor Injury	0	\$0
Property Damage Only	0	\$0
Total	0	\$0
Average cost of crash casualty		\$0

Bicyclist Victim Costs in Bicycle Crashes in Oscoda County (2021 dollars)						
	Fatal	Serious Injury	Moderate Injury	Minor Injury	Property Damage Only	Total
Medical Care	\$0	\$0	\$0	\$0	\$0	\$0
Work Loss	\$0	\$0	\$0	\$0	\$0	\$0
Public Services	\$0	\$0	\$0	\$0	\$0	\$0
Adjudication	\$0	\$0	\$0	\$0	\$0	\$0
Insurance Administration	\$0	\$0	\$0	\$0	\$0	\$0
Congestion & Environmental	\$0	\$0	\$0	\$0	\$0	\$0
Property Damage & Loss	\$0	\$0	\$0	\$0	\$0	\$0
Subtotal (Monetary Cost)	\$0	\$0	\$0	\$0	\$0	\$0
Quality of Life	\$0	\$0	\$0	\$0	\$0	\$0
<b>Total (Comprehensive Cost)</b>	<b>\$0</b>	<b>\$0</b>	<b>\$0</b>	<b>\$0</b>	<b>\$0</b>	<b>\$0</b>

Crash Casualties

No Bicycle Crashes

Non-bicyclist Victim Costs in Bicycle Crashes in Oscoda County (2021 dollars)						
	Fatal	Serious Injury	Moderate Injury	Minor Injury	Property Damage Only	Total
Medical Care	\$0	\$0	\$0	\$0	\$0	\$0
Work Loss	\$0	\$0	\$0	\$0	\$0	\$0
Public Services	\$0	\$0	\$0	\$0	\$0	\$0
Adjudication	\$0	\$0	\$0	\$0	\$0	\$0
Insurance Administration	\$0	\$0	\$0	\$0	\$0	\$0
Congestion & Environmental	\$0	\$0	\$0	\$0	\$0	\$0
Property Damage & Loss	\$0	\$0	\$0	\$0	\$0	\$0
Subtotal (Monetary Cost)	\$0	\$0	\$0	\$0	\$0	\$0
Quality of Life	\$0	\$0	\$0	\$0	\$0	\$0
<b>Total (Comprehensive Cost)</b>	<b>\$0</b>	<b>\$0</b>	<b>\$0</b>	<b>\$0</b>	<b>\$0</b>	<b>\$0</b>

Crash Costs

Costs of Bicycle Crashes in Oscoda County (2021 dollars)						
	Fatal	Serious Injury	Moderate Injury	Minor Injury	Property Damage Only	Total
Medical Care	\$0	\$0	\$0	\$0	\$0	\$0
Work Loss	\$0	\$0	\$0	\$0	\$0	\$0
Public Services	\$0	\$0	\$0	\$0	\$0	\$0
Adjudication	\$0	\$0	\$0	\$0	\$0	\$0
Insurance Administration	\$0	\$0	\$0	\$0	\$0	\$0
Congestion & Environmental	\$0	\$0	\$0	\$0	\$0	\$0
Property Damage & Loss	\$0	\$0	\$0	\$0	\$0	\$0
Subtotal (Monetary Cost)	\$0	\$0	\$0	\$0	\$0	\$0
Quality of Life	\$0	\$0	\$0	\$0	\$0	\$0
<b>Total (Comprehensive Cost)</b>	<b>\$0</b>	<b>\$0</b>	<b>\$0</b>	<b>\$0</b>	<b>\$0</b>	<b>\$0</b>

**Bicycle Crash Costs =  
\$0**



# Oscoda County Pedestrian Crashes

Injury Severity	Pedestrian Crash Victims	Pedestrian Victim Costs
Fatal	0	\$0
Serious Injury	0	\$0
Moderate Injury	0	\$0
Minor Injury	0	\$0
Property Damage Only	0	\$0
Total	0	\$0
Average cost of crash casualty		\$0

Injury Severity	Non-pedestrian Crash Victims	Non-pedestrian Victim Costs
Fatal	0	\$0
Serious Injury	0	\$0
Moderate Injury	0	\$0
Minor Injury	0	\$0
Property Damage Only	0	\$0
Total	0	\$0
Average cost of crash casualty		\$0

Crash Casualties

No Pedestrian Crashes

Crash Costs

**Pedestrian Crash Costs  
= \$0**

Pedestrian Victim Costs in Pedestrian Crashes in Oscoda County (2021 dollars)						
	Fatal	Serious Injury	Moderate Injury	Minor Injury	Property Damage Only	Total
Medical Care	\$0	\$0	\$0	\$0	\$0	\$0
Work Loss	\$0	\$0	\$0	\$0	\$0	\$0
Public Services	\$0	\$0	\$0	\$0	\$0	\$0
Adjudication	\$0	\$0	\$0	\$0	\$0	\$0
Insurance Administration	\$0	\$0	\$0	\$0	\$0	\$0
Congestion & Environmental	\$0	\$0	\$0	\$0	\$0	\$0
Subtotal (Monetary Cost)	\$0	\$0	\$0	\$0	\$0	\$0
Quality of Life	\$0	\$0	\$0	\$0	\$0	\$0
<b>Total (Comprehensive Cost)</b>	<b>\$0</b>	<b>\$0</b>	<b>\$0</b>	<b>\$0</b>	<b>\$0</b>	<b>\$0</b>

Non-pedestrian Victim in Pedestrian Crashes in Oscoda County (2021 dollars)						
	Fatal	Serious Injury	Moderate Injury	Minor Injury	Property Damage Only	Total
Medical Care	\$0	\$0	\$0	\$0	\$0	\$0
Work Loss	\$0	\$0	\$0	\$0	\$0	\$0
Public Services	\$0	\$0	\$0	\$0	\$0	\$0
Adjudication	\$0	\$0	\$0	\$0	\$0	\$0
Insurance Administration	\$0	\$0	\$0	\$0	\$0	\$0
Congestion & Environmental	\$0	\$0	\$0	\$0	\$0	\$0
Subtotal (Monetary Cost)	\$0	\$0	\$0	\$0	\$0	\$0
Quality of Life	\$0	\$0	\$0	\$0	\$0	\$0
<b>Total (Comprehensive Cost)</b>	<b>\$0</b>	<b>\$0</b>	<b>\$0</b>	<b>\$0</b>	<b>\$0</b>	<b>\$0</b>

Costs of Pedestrian Crashes in Oscoda County (2021 dollars)						
	Fatal	Serious Injury	Moderate Injury	Minor Injury	Property Damage Only	Total
Medical Care	\$0	\$0	\$0	\$0	\$0	\$0
Work Loss	\$0	\$0	\$0	\$0	\$0	\$0
Public Services	\$0	\$0	\$0	\$0	\$0	\$0
Adjudication	\$0	\$0	\$0	\$0	\$0	\$0
Insurance Administration	\$0	\$0	\$0	\$0	\$0	\$0
Congestion & Environmental	\$0	\$0	\$0	\$0	\$0	\$0
Subtotal (Monetary Cost)	\$0	\$0	\$0	\$0	\$0	\$0
Quality of Life	\$0	\$0	\$0	\$0	\$0	\$0
<b>Total (Comprehensive Cost)</b>	<b>\$0</b>	<b>\$0</b>	<b>\$0</b>	<b>\$0</b>	<b>\$0</b>	<b>\$0</b>

# Otsego County Traffic Crashes and Crime

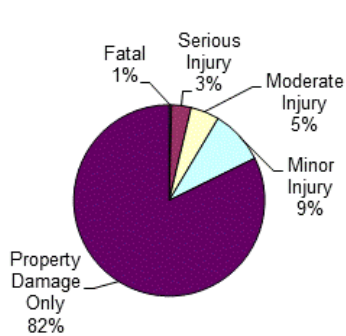
Crash Casualty Severity	Crash Casualties	Crash Costs
Fatal	5	\$51,972,915
Serious Injury	42	\$39,301,248
Moderate Injury	62	\$12,054,846
Minor Injury	116	\$11,680,040
Property Damage Only	1,044	\$9,342,756
<b>Total</b>	<b>1,269</b>	<b>\$124,351,805</b>
Average cost of crash casualty		\$97,992

Index Crime Category	Number of Crimes	Crime Costs
Murder	0	\$0
Rape	24	\$13,572,072
Aggravated Assault	40	\$1,861,920
Robbery	1	\$46,482
Larceny	185	\$791,985
Burglary	19	\$80,959
Motor Vehicle Theft	17	\$175,117
<b>Total</b>	<b>286</b>	<b>\$16,528,535</b>
Average cost of index crime		\$57,792

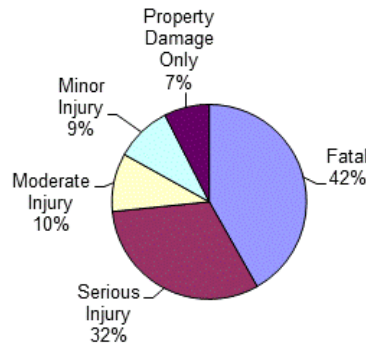
Costs of Crashes in Otsego County (2021 dollars)						
	Fatal	Serious Injury	Moderate Injury	Minor Injury	Property Damage Only	Total
Medical Care	\$84,800	\$1,683,318	\$436,542	\$418,296	\$192,096	\$2,815,052
Work Loss	\$6,535,255	\$2,897,160	\$815,920	\$752,724	\$422,820	\$11,423,879
Public Services	\$5,450	\$13,986	\$10,416	\$13,920	\$50,112	\$93,884
Adjudication & Sanctioning	\$648,145	\$613,368	\$167,772	\$156,136	\$66,816	\$1,652,237
Insurance Administration	\$171,435	\$523,698	\$239,754	\$264,132	\$398,808	\$1,597,827
Congestion & Environmental	\$36,660	\$75,810	\$109,988	\$206,016	\$1,863,540	\$2,292,014
Property Damage & Loss	\$78,040	\$522,144	\$576,724	\$808,636	\$2,575,548	\$4,561,092
<b>Subtotal (Monetary Cost)</b>	<b>\$7,559,785</b>	<b>\$6,329,484</b>	<b>\$2,357,116</b>	<b>\$2,619,860</b>	<b>\$5,569,740</b>	<b>\$24,435,985</b>
Quality of Life	\$44,413,130	\$32,971,764	\$9,697,730	\$9,060,180	\$3,773,016	\$99,915,820
<b>Total (Comprehensive Cost)</b>	<b>\$51,972,915</b>	<b>\$39,301,248</b>	<b>\$12,054,846</b>	<b>\$11,680,040</b>	<b>\$9,342,756</b>	<b>\$124,351,805</b>

Costs of Index Crimes in Otsego County (2021 dollars)								
	Murder	Rape	Aggravated Assault	Robbery	Larceny	Burglary	Motor Vehicle Theft	Total
Medical Care	\$0	\$80,976	\$84,600	\$1,983	\$0	\$0	\$0	\$167,559
Mental Health	\$0	\$158,040	\$16,320	\$199	\$0	\$0	\$0	\$174,559
Work Loss	\$0	\$171,048	\$91,040	\$4,606	\$5,735	\$741	\$1,989	\$275,159
Public Services	\$0	\$18,264	\$97,560	\$792	\$97,495	\$6,878	\$7,735	\$228,724
Adjudication & Sanctioning	\$0	\$1,085,712	\$239,800	\$14,497	\$480,075	\$14,649	\$33,830	\$1,868,563
Property Damage & Loss	\$0	\$4,536	\$3,360	\$1,377	\$208,680	\$58,691	\$131,563	\$408,207
<b>Subtotal (Monetary Cost)</b>	<b>\$0</b>	<b>\$1,518,576</b>	<b>\$532,680</b>	<b>\$23,454</b>	<b>\$791,985</b>	<b>\$80,959</b>	<b>\$175,117</b>	<b>\$3,122,771</b>
Quality of Life	\$0	\$12,053,496	\$1,329,240	\$23,028	\$0	\$0	\$0	\$13,405,764
<b>Total (Comprehensive Costs)</b>	<b>\$0</b>	<b>\$13,572,072</b>	<b>\$1,861,920</b>	<b>\$46,482</b>	<b>\$791,985</b>	<b>\$80,959</b>	<b>\$175,117</b>	<b>\$16,528,535</b>

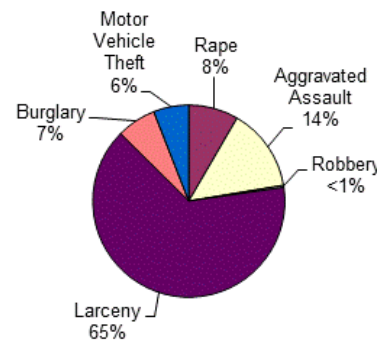
Crash Casualties



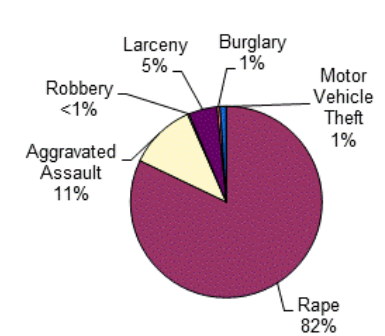
Crash Costs



Index Crimes



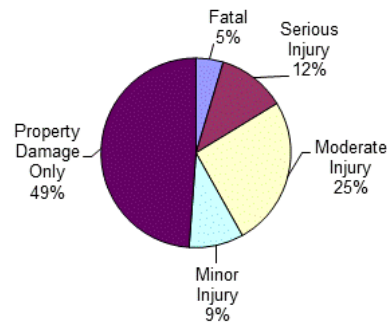
Index Crime Costs



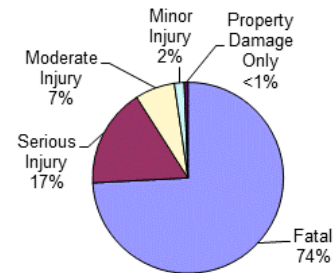
# Otsego County Alcohol-Involved Crashes

Crash Casualty Severity	Crash Casualties	Crash Costs
Fatal	2	\$23,019,900
Serious Injury	5	\$5,209,370
Moderate Injury	11	\$2,093,110
Minor Injury	4	\$517,701
Property Damage Only	21	\$198,954
<b>Total</b>	<b>43</b>	<b>\$31,039,035</b>
Average cost of crash casualty		\$721,838

Crash Casualties



Crash Costs

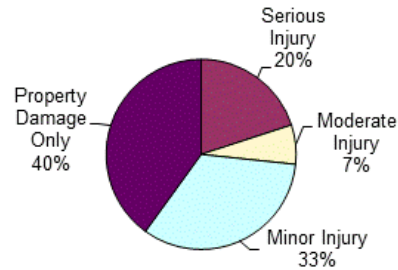


Costs of Alcohol-Involved Crashes in Otsego County (2021 dollars)						
	Fatal	Serious Injury	Moderate Injury	Minor Injury	Property Damage Only	Total
Medical Care	\$33,920	\$223,220	\$72,006	\$17,264	\$4,410	\$350,820
Work Loss	\$3,129,522	\$374,995	\$135,729	\$30,588	\$9,177	\$3,680,011
Public Services	\$2,180	\$1,715	\$1,826	\$516	\$1,029	\$7,266
Adjudication & Sanctioning	\$259,258	\$83,000	\$30,239	\$6,820	\$1,722	\$381,039
Insurance Administration	\$68,574	\$68,605	\$47,806	\$11,928	\$9,135	\$206,048
Congestion & Environmental	\$14,664	\$9,035	\$7,092	\$37,233	\$37,485	\$105,509
Property Damage & Loss	\$31,216	\$63,000	\$103,466	\$31,176	\$53,550	\$282,408
<b>Subtotal (Monetary Cost)</b>	<b>\$3,539,334</b>	<b>\$823,570</b>	<b>\$398,164</b>	<b>\$135,525</b>	<b>\$116,508</b>	<b>\$5,013,101</b>
Quality of Life	\$19,480,566	\$4,385,800	\$1,694,946	\$382,176	\$82,446	\$26,025,934
<b>Total (Comprehensive Cost)</b>	<b>\$23,019,900</b>	<b>\$5,209,370</b>	<b>\$2,093,110</b>	<b>\$517,701</b>	<b>\$198,954</b>	<b>\$31,039,035</b>

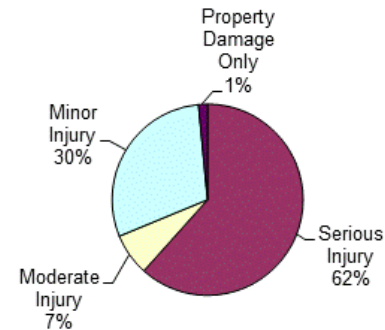
# Otsego County Drug-Involved Crashes

Crash Casualty Severity	Crash Casualties	Crash Costs
Fatal	0	\$0
Serious Injury	3	\$3,893,466
Moderate Injury	1	\$450,787
Minor Injury	5	\$1,876,185
Property Damage Only	6	\$95,262
<b>Total</b>	<b>15</b>	<b>\$6,315,700</b>
Average cost of crash casualty	\$421,047	

Crash Casualties



Crash Costs

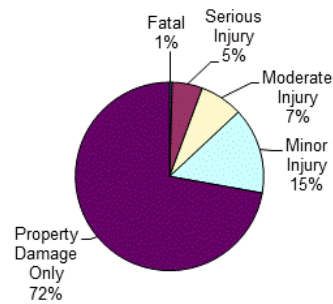


Costs of Drug-Involved Crashes in Otsego County (2021 dollars)						
	Fatal	Serious Injury	Moderate Injury	Minor Injury	Property Damage Only	Total
Medical Care	\$0	\$162,798	\$16,476	\$68,295	\$2,502	\$250,071
Work Loss	\$0	\$277,377	\$31,506	\$128,140	\$5,172	\$442,195
Public Services	\$0	\$1,164	\$225	\$970	\$318	\$2,677
Adjudication & Sanctioning	\$0	\$60,687	\$6,748	\$27,695	\$1,056	\$96,186
Insurance Administration	\$0	\$50,826	\$7,774	\$32,435	\$3,378	\$94,413
Congestion & Environmental	\$0	\$5,448	\$1,784	\$8,925	\$10,710	\$26,867
Property Damage & Loss	\$0	\$40,824	\$10,625	\$46,010	\$16,302	\$113,761
<b>Subtotal (Monetary Cost)</b>	<b>\$0</b>	<b>\$599,124</b>	<b>\$75,138</b>	<b>\$312,470</b>	<b>\$39,438</b>	<b>\$1,026,170</b>
Quality of Life	\$0	\$3,294,342	\$375,649	\$1,563,715	\$55,824	\$5,289,530
<b>Total (Comprehensive Cost)</b>	<b>\$0</b>	<b>\$3,893,466</b>	<b>\$450,787</b>	<b>\$1,876,185</b>	<b>\$95,262</b>	<b>\$6,315,700</b>

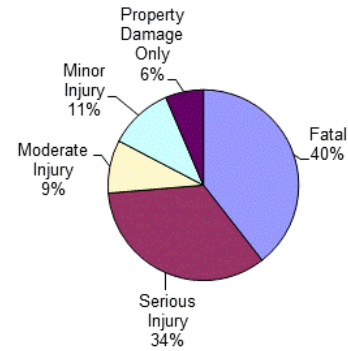
# Otsego County Young Driver Crashes (<21)

Crash Casualty Severity	Crash Casualties	Crash Costs
Fatal	1	\$10,394,583
Serious Injury	12	\$9,014,724
Moderate Injury	17	\$2,372,877
Minor Injury	34	\$2,868,716
Property Damage Only	166	\$1,696,354
<b>Total</b>	<b>230</b>	<b>\$26,347,254</b>
Average cost of crash casualty		\$114,553

Crash Casualties



Crash Costs

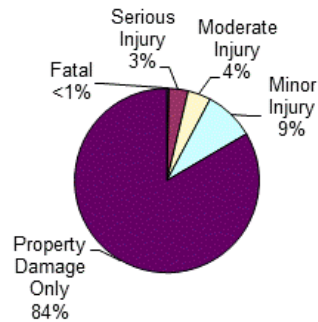


Costs of Young Driver Crashes in Otsego County (2021 dollars)						
	Fatal	Serious Injury	Moderate Injury	Minor Injury	Property Damage Only	Total
Medical Care	\$16,960	\$380,352	\$81,736	\$106,522	\$38,844	\$624,414
Work Loss	\$1,307,051	\$648,084	\$156,978	\$188,054	\$78,684	\$2,378,851
Public Services	\$1,090	\$3,552	\$2,703	\$4,114	\$8,466	\$19,925
Adjudication	\$129,629	\$137,748	\$32,011	\$39,304	\$13,280	\$351,972
Insurance Administration	\$34,287	\$123,696	\$54,094	\$71,094	\$71,214	\$354,385
Congestion & Environmental	\$7,332	\$21,588	\$30,141	\$60,282	\$296,310	\$415,653
Property Damage & Loss	\$15,608	\$140,052	\$154,309	\$246,364	\$442,556	\$998,889
<b>Subtotal (Monetary Cost)</b>	<b>\$1,511,957</b>	<b>\$1,455,072</b>	<b>\$511,972</b>	<b>\$715,734</b>	<b>\$949,354</b>	<b>\$5,144,089</b>
Quality of Life	\$8,882,626	\$7,559,652	\$1,860,905	\$2,152,982	\$747,000	\$21,203,165
<b>Total (Comprehensive Cost)</b>	<b>\$10,394,583</b>	<b>\$9,014,724</b>	<b>\$2,372,877</b>	<b>\$2,868,716</b>	<b>\$1,696,354</b>	<b>\$26,347,254</b>

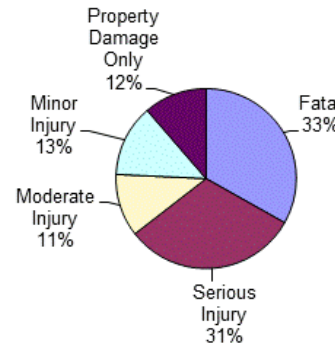
# Otsego County Older Driver Crashes (65+)

Crash Casualty Severity	Crash Casualties	Crash Costs
Fatal	1	\$10,394,583
Serious Injury	10	\$9,812,180
Moderate Injury	12	\$3,519,888
Minor Injury	26	\$4,054,882
Property Damage Only	247	\$3,548,155
<b>Total</b>	<b>296</b>	<b>\$31,329,688</b>
Average cost of crash casualty		\$105,844

Crash Casualties



Crash Costs

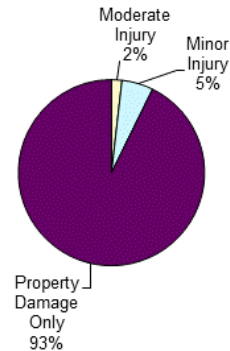


Costs of Older Driver Crashes in Otsego County (2021 dollars)						
	Fatal	Serious Injury	Moderate Injury	Minor Injury	Property Damage Only	Total
Medical Care	\$16,960	\$410,700	\$127,152	\$145,886	\$96,577	\$797,275
Work Loss	\$1,307,051	\$711,090	\$242,112	\$271,908	\$181,545	\$2,713,706
Public Services	\$1,090	\$3,390	\$2,280	\$3,614	\$13,338	\$23,712
Adjudication	\$129,629	\$150,160	\$49,440	\$55,822	\$33,592	\$418,643
Insurance Administration	\$34,287	\$132,800	\$62,460	\$80,704	\$126,958	\$437,209
Congestion & Environmental	\$7,332	\$18,050	\$21,360	\$46,202	\$440,648	\$533,592
Property Damage & Loss	\$15,608	\$130,150	\$115,716	\$198,744	\$709,384	\$1,169,602
<b>Subtotal (Monetary Cost)</b>	<b>\$1,511,957</b>	<b>\$1,556,340</b>	<b>\$620,520</b>	<b>\$802,880</b>	<b>\$1,602,042</b>	<b>\$6,093,739</b>
Quality of Life	\$8,882,626	\$8,255,840	\$2,899,368	\$3,252,002	\$1,946,113	\$25,235,949
<b>Total (Comprehensive Cost)</b>	<b>\$10,394,583</b>	<b>\$9,812,180</b>	<b>\$3,519,888</b>	<b>\$4,054,882</b>	<b>\$3,548,155</b>	<b>\$31,329,688</b>

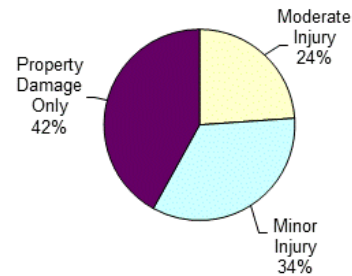
# Otsego County Medium/Large Truck Crashes

Crash Casualty Severity	Crash Casualties	Crash Costs
Fatal	0	\$0
Serious Injury	0	\$0
Moderate Injury	1	\$339,744
Minor Injury	3	\$485,952
Property Damage Only	51	\$596,445
<b>Total</b>	<b>55</b>	<b>\$1,422,141</b>
Average cost of crash casualty		\$25,857

Crash Casualties



Crash Costs



Costs of Medium/Large Truck Crashes in Otsego County (2021 dollars)						
	Fatal	Serious Injury	Moderate Injury	Minor Injury	Property Damage Only	Total
Medical Care	\$0	\$0	\$17,265	\$23,751	\$18,513	\$59,529
Work Loss	\$0	\$0	\$53,378	\$68,496	\$148,563	\$270,437
Public Services	\$0	\$0	\$175	\$576	\$2,397	\$3,148
Adjudication	\$0	\$0	\$2,834	\$4,506	\$8,109	\$15,449
Insurance Administration	\$0	\$0	\$3,650	\$6,690	\$27,948	\$38,288
Congestion & Environmental	\$0	\$0	\$1,835	\$5,511	\$94,197	\$101,543
Property Damage & Loss	\$0	\$0	\$8,213	\$18,765	\$146,880	\$173,858
<b>Subtotal (Monetary Cost)</b>	<b>\$0</b>	<b>\$0</b>	<b>\$87,350</b>	<b>\$128,295</b>	<b>\$446,607</b>	<b>\$662,252</b>
Quality of Life	\$0	\$0	\$252,394	\$357,657	\$149,838	\$759,889
<b>Total (Comprehensive Cost)</b>	<b>\$0</b>	<b>\$0</b>	<b>\$339,744</b>	<b>\$485,952</b>	<b>\$596,445</b>	<b>\$1,422,141</b>

# Otsego County Motorcycle Crashes

Injury Severity	Motorcyclist Crash Victims	Motorcyclist Victim Costs
Fatal	2	\$21,458,136
Serious Injury	3	\$2,914,413
Moderate Injury	3	\$798,912
Minor Injury	3	\$700,857
Property Damage Only	2	\$100,524
<b>Total</b>	<b>13</b>	<b>\$25,972,842</b>
Average cost of crash casualty	\$1,997,911	

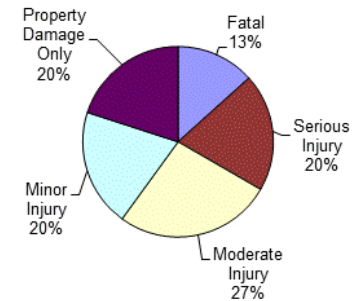
Injury Severity	Non-motorcyclist Crash Victims	Non-motorcyclist Victim Costs
Fatal	0	\$0
Serious Injury	0	\$0
Moderate Injury	1	\$194,433
Minor Injury	0	\$0
Property Damage Only	1	\$5,937
<b>Total</b>	<b>2</b>	<b>\$200,370</b>
Average cost of crash casualty	\$100,185	

Motorcyclist Victim Costs in Motorcycle Crashes in Otsego County (2021 dollars)						
	Fatal	Serious Injury	Moderate Injury	Minor Injury	Property Damage Only	Total
Medical Care	\$39,360	\$121,446	\$28,467	\$24,930	\$3,108	\$217,311
Work Loss	\$2,955,754	\$219,837	\$57,546	\$50,403	\$6,362	\$3,289,902
Public Services	\$2,180	\$1,017	\$579	\$555	\$170	\$4,501
Adjudication	\$259,258	\$45,798	\$11,565	\$10,134	\$1,266	\$328,021
Insurance Administration	\$64,976	\$38,661	\$14,679	\$13,299	\$2,788	\$134,403
Congestion & Environmental	\$14,664	\$4,104	\$3,984	\$3,984	\$2,662	\$29,398
Property Damage & Loss	\$44,606	\$35,844	\$28,584	\$27,804	\$11,382	\$148,220
<b>Subtotal (Monetary Cost)</b>	<b>\$3,380,798</b>	<b>\$466,707</b>	<b>\$145,404</b>	<b>\$131,109</b>	<b>\$27,738</b>	<b>\$4,151,756</b>
Quality of Life	\$18,077,338	\$2,447,706	\$653,508	\$569,748	\$72,786	\$21,821,086
<b>Total (Comprehensive Cost)</b>	<b>\$21,458,136</b>	<b>\$2,914,413</b>	<b>\$798,912</b>	<b>\$700,857</b>	<b>\$100,524</b>	<b>\$25,972,842</b>

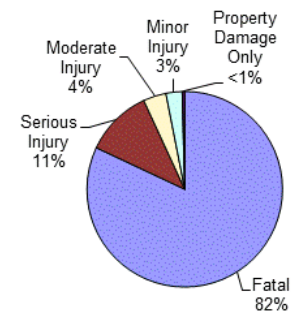
Non-motorcyclist Victim Costs in Motorcycle Crashes in Otsego County (2021 dollars)						
	Fatal	Serious Injury	Moderate Injury	Minor Injury	Property Damage Only	Total
Medical Care	\$0	\$0	\$7,041	\$0	\$0	\$7,041
Work Loss	\$0	\$0	\$13,160	\$0	\$123	\$13,283
Public Services	\$0	\$0	\$168	\$0	\$25	\$193
Adjudication	\$0	\$0	\$2,706	\$0	\$0	\$2,706
Insurance Administration	\$0	\$0	\$3,867	\$0	\$434	\$4,301
Congestion & Environmental	\$0	\$0	\$1,774	\$0	\$1,787	\$3,561
Property Damage & Loss	\$0	\$0	\$9,302	\$0	\$3,568	\$12,870
<b>Subtotal (Monetary Cost)</b>	<b>\$0</b>	<b>\$0</b>	<b>\$194,433</b>	<b>\$0</b>	<b>\$5,937</b>	<b>\$200,370</b>
Quality of Life	\$0	\$0	\$156,415	\$0	\$0	\$156,415
<b>Total (Comprehensive Cost)</b>	<b>\$0</b>	<b>\$0</b>	<b>\$194,433</b>	<b>\$0</b>	<b>\$5,937</b>	<b>\$200,370</b>

Costs of Motorcycle Crashes in Otsego County (2021 dollars)						
	Fatal	Serious Injury	Moderate Injury	Minor Injury	Property Damage Only	Total
Medical Care	\$39,360	\$121,446	\$35,508	\$24,930	\$3,108	\$224,352
Work Loss	\$2,955,754	\$219,837	\$70,706	\$50,403	\$6,485	\$3,303,185
Public Services	\$2,180	\$1,017	\$747	\$555	\$195	\$4,694
Adjudication	\$259,258	\$45,798	\$14,271	\$10,134	\$1,266	\$330,727
Insurance Administration	\$64,976	\$38,661	\$18,546	\$13,299	\$3,222	\$138,704
Congestion & Environmental	\$14,664	\$4,104	\$5,758	\$3,984	\$4,449	\$32,959
Property Damage & Loss	\$44,606	\$35,844	\$37,886	\$27,804	\$14,950	\$161,090
<b>Subtotal (Monetary Cost)</b>	<b>\$3,380,798</b>	<b>\$466,707</b>	<b>\$183,422</b>	<b>\$131,109</b>	<b>\$33,675</b>	<b>\$4,195,711</b>
Quality of Life	\$18,077,338	\$2,447,706	\$809,923	\$569,748	\$72,786	\$21,977,501
<b>Total (Comprehensive Cost)</b>	<b>\$21,458,136</b>	<b>\$2,914,413</b>	<b>\$993,345</b>	<b>\$700,857</b>	<b>\$106,461</b>	<b>\$26,173,212</b>

Crash Casualties



Crash Costs





# Otsego County Bicycle Crashes

Injury Severity	Bicyclist Crash Victims	Bicyclist Victim Costs
Fatal	0	\$0
Serious Injury	1	\$934,954
Moderate Injury	1	\$198,046
Minor Injury	1	\$126,892
Property Damage Only	0	\$0
<b>Total</b>	<b>3</b>	<b>\$1,259,892</b>
Average cost of crash casualty	\$419,964	

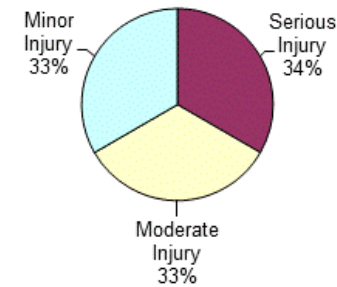
Injury Severity	Non-bicyclist Crash Victims	Non-bicyclist Victim Costs
Fatal	0	\$0
Serious Injury	0	\$0
Moderate Injury	0	\$0
Minor Injury	0	\$0
Property Damage Only	0	\$0
<b>Total</b>	<b>0</b>	<b>\$0</b>
Average cost of crash casualty	\$0	

Bicyclist Victim Costs in Bicycle Crashes in Otsego County (2021 dollars)						
	Fatal	Serious Injury	Moderate Injury	Minor Injury	Property Damage Only	Total
Medical Care	\$0	\$40,528	\$6,899	\$4,272	\$0	\$51,699
Work Loss	\$0	\$75,862	\$14,235	\$8,351	\$0	\$98,448
Public Services	\$0	\$338	\$180	\$155	\$0	\$673
Adjudication	\$0	\$15,473	\$2,832	\$1,692	\$0	\$19,997
Insurance Administration	\$0	\$17,637	\$3,924	\$2,437	\$0	\$23,998
Congestion & Environmental	\$0	\$1,376	\$1,316	\$1,258	\$0	\$3,950
Property Damage & Loss	\$0	\$250	\$248	\$238	\$0	\$736
Subtotal (Monetary Cost)	\$0	\$151,464	\$29,634	\$18,403	\$0	\$199,501
Quality of Life	\$0	\$783,490	\$168,412	\$108,489	\$0	\$1,060,391
<b>Total (Comprehensive Cost)</b>	<b>\$0</b>	<b>\$934,954</b>	<b>\$198,046</b>	<b>\$126,892</b>	<b>\$0</b>	<b>\$1,259,892</b>

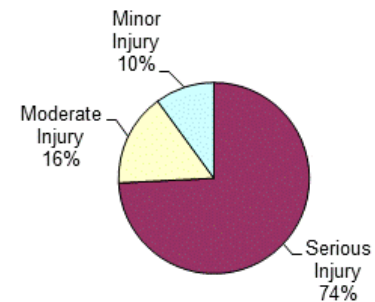
Non-bicyclist Victim Costs in Bicycle Crashes in Otsego County (2021 dollars)						
	Fatal	Serious Injury	Moderate Injury	Minor Injury	Property Damage Only	Total
Medical Care	\$0	\$0	\$0	\$0	\$0	\$0
Work Loss	\$0	\$0	\$0	\$0	\$0	\$0
Public Services	\$0	\$0	\$0	\$0	\$0	\$0
Adjudication	\$0	\$0	\$0	\$0	\$0	\$0
Insurance Administration	\$0	\$0	\$0	\$0	\$0	\$0
Congestion & Environmental	\$0	\$0	\$0	\$0	\$0	\$0
Property Damage & Loss	\$0	\$0	\$0	\$0	\$0	\$0
Subtotal (Monetary Cost)	\$0	\$0	\$0	\$0	\$0	\$0
Quality of Life	\$0	\$0	\$0	\$0	\$0	\$0
<b>Total (Comprehensive Cost)</b>	<b>\$0</b>	<b>\$0</b>	<b>\$0</b>	<b>\$0</b>	<b>\$0</b>	<b>\$0</b>

Costs of Bicycle Crashes in Otsego County (2021 dollars)						
	Fatal	Serious Injury	Moderate Injury	Minor Injury	Property Damage Only	Total
Medical Care	\$0	\$40,528	\$6,899	\$4,272	\$0	\$51,699
Work Loss	\$0	\$75,862	\$14,235	\$8,351	\$0	\$98,448
Public Services	\$0	\$338	\$180	\$155	\$0	\$673
Adjudication	\$0	\$15,473	\$2,832	\$1,692	\$0	\$19,997
Insurance Administration	\$0	\$17,637	\$3,924	\$2,437	\$0	\$23,998
Congestion & Environmental	\$0	\$1,376	\$1,316	\$1,258	\$0	\$3,950
Property Damage & Loss	\$0	\$250	\$248	\$238	\$0	\$736
Subtotal (Monetary Cost)	\$0	\$151,464	\$29,634	\$18,403	\$0	\$199,501
Quality of Life	\$0	\$783,490	\$168,412	\$108,489	\$0	\$1,060,391
<b>Total (Comprehensive Cost)</b>	<b>\$0</b>	<b>\$934,954</b>	<b>\$198,046</b>	<b>\$126,892</b>	<b>\$0</b>	<b>\$1,259,892</b>

Crash Casualties



Crash Costs



# Otsego County Pedestrian Crashes

Injury Severity	Pedestrian Crash Victims	Pedestrian Victim Costs
Fatal	0	\$0
Serious Injury	1	\$1,063,799
Moderate Injury	6	\$1,479,660
Minor Injury	2	\$311,204
Property Damage Only	0	\$0
<b>Total</b>	<b>9</b>	<b>\$2,854,663</b>
Average cost of crash casualty	\$317,185	

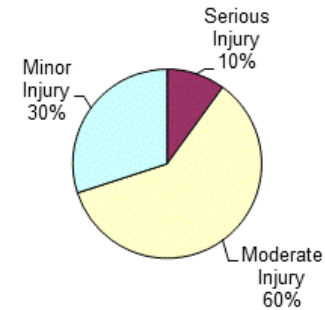
Injury Severity	Non-pedestrian Crash Victims	Non-pedestrian Victim Costs
Fatal	0	\$0
Serious Injury	0	\$0
Moderate Injury	0	\$0
Minor Injury	1	\$93,719
Property Damage Only	0	\$0
<b>Total</b>	<b>1</b>	<b>\$93,719</b>
Average cost of crash casualty	\$93,719	

	Fatal	Serious Injury	Moderate Injury	Minor Injury	Property Damage Only	Total
Medical Care	\$0	\$48,297	\$54,798	\$10,928	\$0	\$114,023
Work Loss	\$0	\$77,925	\$93,192	\$17,900	\$0	\$189,017
Public Services	\$0	\$338	\$1,080	\$310	\$0	\$1,728
Adjudication	\$0	\$16,933	\$19,872	\$3,868	\$0	\$40,673
Insurance Administration	\$0	\$19,448	\$27,084	\$5,458	\$0	\$51,990
Congestion & Environmental	\$0	\$1,376	\$7,896	\$2,516	\$0	\$11,788
Subtotal (Monetary Cost)	\$0	\$164,317	\$203,922	\$40,980	\$0	\$409,219
Quality of Life	\$0	\$899,482	\$1,275,738	\$270,224	\$0	\$2,445,444
<b>Total (Comprehensive Cost)</b>	<b>\$0</b>	<b>\$1,063,799</b>	<b>\$1,479,660</b>	<b>\$311,204</b>	<b>\$0</b>	<b>\$2,854,663</b>

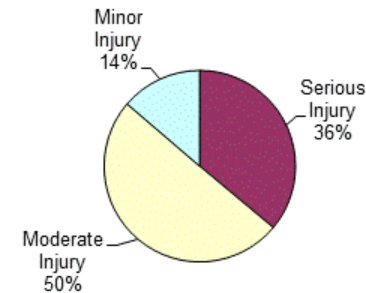
	Fatal	Serious Injury	Moderate Injury	Minor Injury	Property Damage Only	Total
Medical Care	\$0	\$0	\$0	\$3,606	\$0	\$3,606
Work Loss	\$0	\$0	\$0	\$6,489	\$0	\$6,489
Public Services	\$0	\$0	\$0	\$120	\$0	\$120
Adjudication	\$0	\$0	\$0	\$1,346	\$0	\$1,346
Insurance Administration	\$0	\$0	\$0	\$2,277	\$0	\$2,277
Congestion & Environmental	\$0	\$0	\$0	\$1,776	\$0	\$1,776
Subtotal (Monetary Cost)	\$0	\$0	\$0	\$15,614	\$0	\$15,614
Quality of Life	\$0	\$0	\$0	\$78,105	\$0	\$78,105
<b>Total (Comprehensive Cost)</b>	<b>\$0</b>	<b>\$0</b>	<b>\$0</b>	<b>\$93,719</b>	<b>\$0</b>	<b>\$93,719</b>

	Fatal	Serious Injury	Moderate Injury	Minor Injury	Property Damage Only	Total
Medical Care	\$0	\$48,297	\$54,798	\$14,534	\$0	\$117,629
Work Loss	\$0	\$77,925	\$93,192	\$24,389	\$0	\$195,506
Public Services	\$0	\$338	\$1,080	\$430	\$0	\$1,848
Adjudication	\$0	\$16,933	\$19,872	\$5,214	\$0	\$42,019
Insurance Administration	\$0	\$19,448	\$27,084	\$7,735	\$0	\$54,267
Congestion & Environmental	\$0	\$1,376	\$7,896	\$4,292	\$0	\$13,564
Subtotal (Monetary Cost)	\$0	\$164,317	\$203,922	\$56,594	\$0	\$424,833
Quality of Life	\$0	\$899,482	\$1,275,738	\$348,329	\$0	\$2,523,549
<b>Total (Comprehensive Cost)</b>	<b>\$0</b>	<b>\$1,063,799</b>	<b>\$1,479,660</b>	<b>\$404,923</b>	<b>\$0</b>	<b>\$2,948,382</b>

Crash Casualties



Crash Costs



# Ottawa County Traffic Crashes and Crime

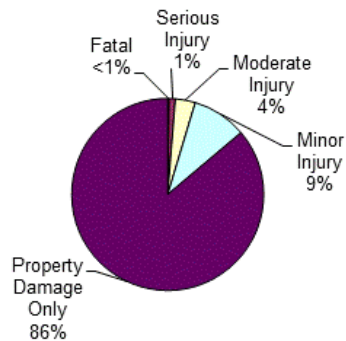
Crash Casualty Severity	Crash Casualties	Crash Costs
Fatal	29	\$301,442,907
Serious Injury	142	\$132,875,648
Moderate Injury	447	\$86,911,551
Minor Injury	1,227	\$123,546,630
Property Damage Only	11,477	\$102,707,673
<b>Total</b>	<b>13,322</b>	<b>\$747,484,409</b>
Average cost of crash casualty		\$56,109

Index Crime Category	Number of Crimes	Crime Costs
Murder	2	\$19,818,778
Rape	270	\$152,685,810
Aggravated Assault	393	\$18,293,364
Robbery	26	\$1,208,532
Larceny	1,889	\$8,086,809
Burglary	310	\$1,320,910
Motor Vehicle Theft	180	\$1,854,180
<b>Total</b>	<b>3,070</b>	<b>\$203,268,383</b>
Average cost of index crime		\$66,211

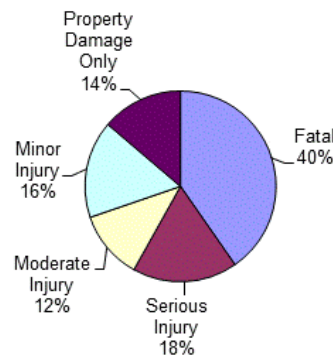
Costs of Crashes in Ottawa County (2021 dollars)						
	Fatal	Serious Injury	Moderate Injury	Minor Injury	Property Damage Only	Total
Medical Care	\$491,840	\$5,691,218	\$3,147,327	\$4,424,562	\$2,111,768	\$15,866,715
Work Loss	\$37,904,479	\$9,795,160	\$5,882,520	\$7,962,003	\$4,648,185	\$66,192,347
Public Services	\$31,610	\$47,286	\$75,096	\$147,240	\$550,896	\$852,128
Adjudication & Sanctioning	\$3,759,241	\$2,073,768	\$1,209,582	\$1,651,542	\$734,528	\$9,428,661
Insurance Administration	\$994,323	\$1,770,598	\$1,728,549	\$2,793,879	\$4,384,214	\$11,671,563
Congestion & Environmental	\$212,628	\$256,310	\$792,978	\$2,179,152	\$20,486,445	\$23,927,513
Property Damage & Loss	\$452,632	\$1,765,344	\$4,157,994	\$8,553,417	\$28,313,759	\$43,243,146
<b>Subtotal (Monetary Cost)</b>	<b>\$43,846,753</b>	<b>\$21,399,684</b>	<b>\$16,994,046</b>	<b>\$27,711,795</b>	<b>\$61,229,795</b>	<b>\$171,182,073</b>
Quality of Life	\$257,596,154	\$111,475,964	\$69,917,505	\$95,834,835	\$41,477,878	\$576,302,336
<b>Total (Comprehensive Cost)</b>	<b>\$301,442,907</b>	<b>\$132,875,648</b>	<b>\$86,911,551</b>	<b>\$123,546,630</b>	<b>\$102,707,673</b>	<b>\$747,484,409</b>

Costs of Index Crimes in Ottawa County (2021 dollars)								
	Murder	Rape	Aggravated Assault	Robbery	Larceny	Burglary	Motor Vehicle Theft	Total
Medical Care	\$25,786	\$910,980	\$831,195	\$51,558	\$0	\$0	\$0	\$1,819,519
Mental Health	\$24,250	\$1,777,950	\$160,344	\$5,174	\$0	\$0	\$0	\$1,967,718
Work Loss	\$2,320,516	\$1,924,290	\$894,468	\$119,756	\$58,559	\$12,090	\$21,060	\$5,350,739
Public Services	\$209,570	\$205,470	\$958,527	\$20,592	\$995,503	\$112,220	\$81,900	\$2,583,782
Adjudication & Sanctioning	\$978,092	\$12,214,260	\$2,356,035	\$376,922	\$4,901,955	\$239,010	\$358,200	\$21,424,474
Property Damage & Loss	\$422	\$51,030	\$33,012	\$35,802	\$2,130,792	\$957,590	\$1,393,020	\$4,601,668
<b>Subtotal (Monetary Cost)</b>	<b>\$3,558,636</b>	<b>\$17,083,980</b>	<b>\$5,233,581</b>	<b>\$609,804</b>	<b>\$8,086,809</b>	<b>\$1,320,910</b>	<b>\$1,854,180</b>	<b>\$37,747,900</b>
Quality of Life	\$16,260,142	\$135,601,830	\$13,059,783	\$598,728	\$0	\$0	\$0	\$165,520,483
<b>Total (Comprehensive Costs)</b>	<b>\$19,818,778</b>	<b>\$152,685,810</b>	<b>\$18,293,364</b>	<b>\$1,208,532</b>	<b>\$8,086,809</b>	<b>\$1,320,910</b>	<b>\$1,854,180</b>	<b>\$203,268,383</b>

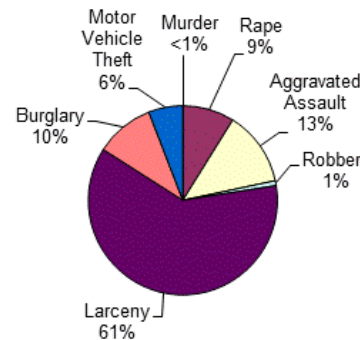
Crash Casualties



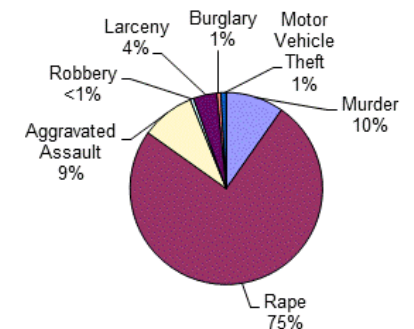
Crash Costs



Index Crimes



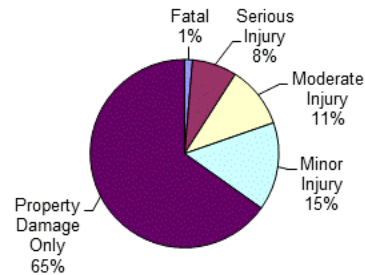
Index Crime Costs



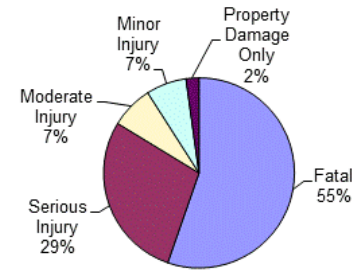
# Ottawa County Alcohol-Involved Crashes

Crash Casualty Severity	Crash Casualties	Crash Costs
Fatal	6	\$69,059,700
Serious Injury	34	\$35,423,716
Moderate Injury	47	\$9,031,777
Minor Injury	67	\$8,558,463
Property Damage Only	288	\$2,728,512
<b>Total</b>	<b>442</b>	<b>\$124,802,168</b>
Average cost of crash casualty		\$282,358

Crash Casualties



Crash Costs

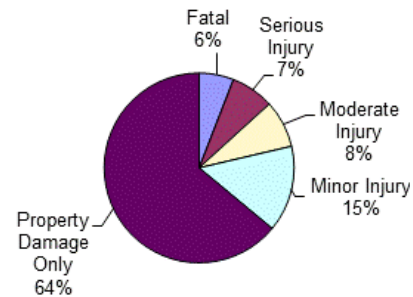


Costs of Alcohol-Involved Crashes in Ottawa County (2021 dollars)						
	Fatal	Serious Injury	Moderate Injury	Minor Injury	Property Damage Only	Total
Medical Care	\$101,760	\$1,517,896	\$307,662	\$289,172	\$60,480	\$2,276,970
Work Loss	\$9,388,566	\$2,549,966	\$579,933	\$512,349	\$125,856	\$13,156,670
Public Services	\$6,540	\$11,662	\$7,802	\$8,643	\$14,112	\$48,759
Adjudication & Sanctioning	\$777,774	\$564,400	\$129,203	\$114,235	\$23,616	\$1,609,228
Insurance Administration	\$205,722	\$466,514	\$204,262	\$199,794	\$125,280	\$1,201,572
Congestion & Environmental	\$43,992	\$61,438	\$118,791	\$510,624	\$514,080	\$1,248,925
Property Damage & Loss	\$93,648	\$428,400	\$442,082	\$522,198	\$734,400	\$2,220,728
<b>Subtotal (Monetary Cost)</b>	<b>\$10,618,002</b>	<b>\$5,600,276</b>	<b>\$1,789,735</b>	<b>\$2,157,015</b>	<b>\$1,597,824</b>	<b>\$21,762,852</b>
Quality of Life	\$58,441,698	\$29,823,440	\$7,242,042	\$6,401,448	\$1,130,688	\$103,039,316
<b>Total (Comprehensive Cost)</b>	<b>\$69,059,700</b>	<b>\$35,423,716</b>	<b>\$9,031,777</b>	<b>\$8,558,463</b>	<b>\$2,728,512</b>	<b>\$124,802,168</b>

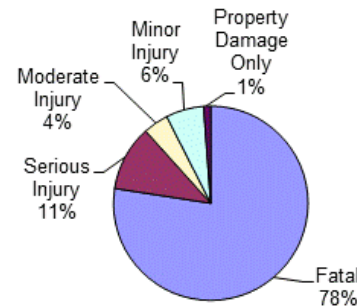
# Ottawa County Drug-Involved Crashes

Crash Casualty Severity	Crash Casualties	Crash Costs
Fatal	8	\$92,079,600
Serious Injury	10	\$12,978,220
Moderate Injury	11	\$4,958,657
Minor Injury	20	\$7,504,740
Property Damage Only	87	\$1,381,299
<b>Total</b>	<b>136</b>	<b>\$118,902,516</b>
Average cost of crash casualty	\$874,283	

Crash Casualties



Crash Costs

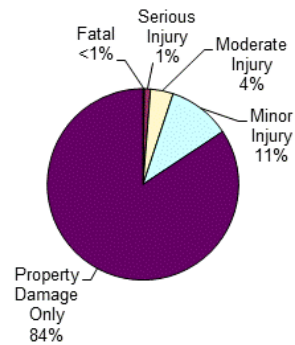


Costs of Drug-Involved Crashes in Ottawa County (2021 dollars)						
	Fatal	Serious Injury	Moderate Injury	Minor Injury	Property Damage Only	Total
Medical Care	\$135,680	\$542,660	\$181,236	\$273,180	\$36,279	\$1,169,035
Work Loss	\$12,518,088	\$924,590	\$346,566	\$512,560	\$74,994	\$14,376,798
Public Services	\$8,720	\$3,880	\$2,475	\$3,880	\$4,611	\$23,566
Adjudication & Sanctioning	\$1,037,032	\$202,290	\$74,228	\$110,780	\$15,312	\$1,439,642
Insurance Administration	\$274,296	\$169,420	\$85,514	\$129,740	\$48,981	\$707,951
Congestion & Environmental	\$58,656	\$18,160	\$19,624	\$35,700	\$155,295	\$287,435
Property Damage & Loss	\$124,864	\$136,080	\$116,875	\$184,040	\$236,379	\$798,238
<b>Subtotal (Monetary Cost)</b>	<b>\$14,157,336</b>	<b>\$1,997,080</b>	<b>\$826,518</b>	<b>\$1,249,880</b>	<b>\$571,851</b>	<b>\$18,802,665</b>
Quality of Life	\$77,922,264	\$10,981,140	\$4,132,139	\$6,254,860	\$809,448	\$100,099,851
<b>Total (Comprehensive Cost)</b>	<b>\$92,079,600</b>	<b>\$12,978,220</b>	<b>\$4,958,657</b>	<b>\$7,504,740</b>	<b>\$1,381,299</b>	<b>\$118,902,516</b>

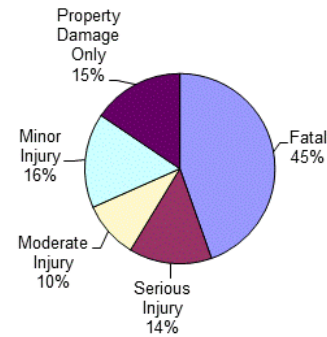
# Ottawa County Young Driver Crashes (<21)

Crash Casualty Severity	Crash Casualties	Crash Costs
Fatal	8	\$83,156,664
Serious Injury	35	\$26,292,945
Moderate Injury	129	\$18,005,949
Minor Injury	356	\$30,037,144
Property Damage Only	2,837	\$28,991,303
<b>Total</b>	<b>3,365</b>	<b>\$186,484,005</b>
Average cost of crash casualty		\$55,419

Crash Casualties



Crash Costs

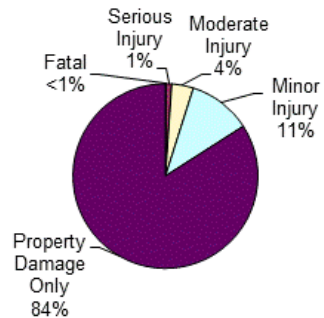


Costs of Young Driver Crashes in Ottawa County (2021 dollars)						
	Fatal	Serious Injury	Moderate Injury	Minor Injury	Property Damage Only	Total
Medical Care	\$135,680	\$1,109,360	\$620,232	\$1,115,348	\$663,858	\$3,644,478
Work Loss	\$10,456,408	\$1,890,245	\$1,191,186	\$1,969,036	\$1,344,738	\$16,851,613
Public Services	\$8,720	\$10,360	\$20,511	\$43,076	\$144,687	\$227,354
Adjudication	\$1,037,032	\$401,765	\$242,907	\$411,536	\$226,960	\$2,320,200
Insurance Administration	\$274,296	\$360,780	\$410,478	\$744,396	\$1,217,073	\$3,007,023
Congestion & Environmental	\$58,656	\$62,965	\$228,717	\$631,188	\$5,064,045	\$6,045,571
Property Damage & Loss	\$124,864	\$408,485	\$1,170,933	\$2,579,576	\$7,563,442	\$11,847,300
<b>Subtotal (Monetary Cost)</b>	<b>\$12,095,656</b>	<b>\$4,243,960</b>	<b>\$3,884,964</b>	<b>\$7,494,156</b>	<b>\$16,224,803</b>	<b>\$43,943,539</b>
Quality of Life	\$71,061,008	\$22,048,985	\$14,120,985	\$22,542,988	\$12,766,500	\$142,540,466
<b>Total (Comprehensive Cost)</b>	<b>\$83,156,664</b>	<b>\$26,292,945</b>	<b>\$18,005,949</b>	<b>\$30,037,144</b>	<b>\$28,991,303</b>	<b>\$186,484,005</b>

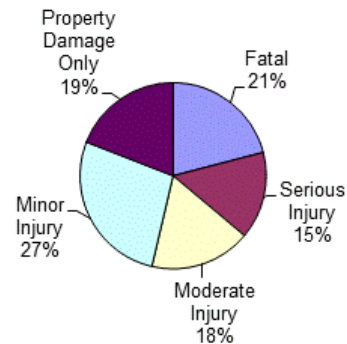
# Ottawa County Older Driver Crashes (65+)

Crash Casualty Severity	Crash Casualties	Crash Costs
Fatal	3	\$31,183,749
Serious Injury	23	\$22,568,014
Moderate Injury	89	\$26,105,836
Minor Injury	260	\$40,548,820
Property Damage Only	1,977	\$28,399,605
<b>Total</b>	<b>2,352</b>	<b>\$148,806,024</b>
Average cost of crash casualty		\$63,268

Crash Casualties



Crash Costs

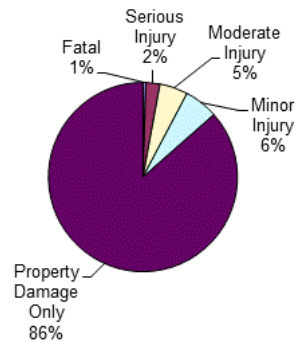


Costs of Older Driver Crashes in Ottawa County (2021 dollars)						
	Fatal	Serious Injury	Moderate Injury	Minor Injury	Property Damage Only	Total
Medical Care	\$50,880	\$944,610	\$943,044	\$1,458,860	\$773,007	\$4,170,401
Work Loss	\$3,921,153	\$1,635,507	\$1,795,664	\$2,719,080	\$1,453,095	\$11,524,499
Public Services	\$3,270	\$7,797	\$16,910	\$36,140	\$106,758	\$170,875
Adjudication	\$388,887	\$345,368	\$366,680	\$558,220	\$268,872	\$1,928,027
Insurance Administration	\$102,861	\$305,440	\$463,245	\$807,040	\$1,016,178	\$2,694,764
Congestion & Environmental	\$21,996	\$41,515	\$158,420	\$462,020	\$3,526,968	\$4,210,919
Property Damage & Loss	\$46,824	\$299,345	\$858,227	\$1,987,440	\$5,677,944	\$8,869,780
<b>Subtotal (Monetary Cost)</b>	<b>\$4,535,871</b>	<b>\$3,579,582</b>	<b>\$4,602,190</b>	<b>\$8,028,800</b>	<b>\$12,822,822</b>	<b>\$33,569,265</b>
Quality of Life	\$26,647,878	\$18,988,432	\$21,503,646	\$32,520,020	\$15,576,783	\$115,236,759
<b>Total (Comprehensive Cost)</b>	<b>\$31,183,749</b>	<b>\$22,568,014</b>	<b>\$26,105,836</b>	<b>\$40,548,820</b>	<b>\$28,399,605</b>	<b>\$148,806,024</b>

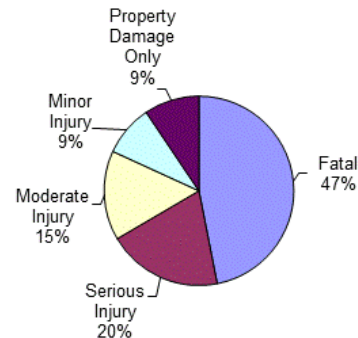
# Ottawa County Medium/Large Truck Crashes

Crash Casualty Severity	Crash Casualties	Crash Costs
Fatal	3	\$31,297,401
Serious Injury	15	\$13,097,100
Moderate Injury	30	\$10,192,320
Minor Injury	36	\$5,831,424
Property Damage Only	537	\$6,280,215
<b>Total</b>	<b>621</b>	<b>\$66,698,460</b>
Average cost of crash casualty		\$107,405

Crash Casualties



Crash Costs



Costs of Medium/Large Truck Crashes in Ottawa County (2021 dollars)						
	Fatal	Serious Injury	Moderate Injury	Minor Injury	Property Damage Only	Total
Medical Care	\$97,014	\$607,215	\$517,950	\$285,012	\$194,931	\$1,702,122
Work Loss	\$3,921,153	\$1,880,910	\$1,601,340	\$821,952	\$1,564,281	\$9,789,636
Public Services	\$3,288	\$4,815	\$5,250	\$6,912	\$25,239	\$45,504
Adjudication	\$425,610	\$217,665	\$85,020	\$54,072	\$85,383	\$867,750
Insurance Administration	\$102,120	\$170,985	\$109,500	\$80,280	\$294,276	\$757,161
Congestion & Environmental	\$22,749	\$28,005	\$55,050	\$66,132	\$991,839	\$1,163,775
Property Damage & Loss	\$77,589	\$160,845	\$246,390	\$225,180	\$1,546,560	\$2,256,564
<b>Subtotal (Monetary Cost)</b>	<b>\$4,649,523</b>	<b>\$3,070,440</b>	<b>\$2,620,500</b>	<b>\$1,539,540</b>	<b>\$4,702,509</b>	<b>\$16,582,512</b>
Quality of Life	\$26,647,878	\$10,026,660	\$7,571,820	\$4,291,884	\$1,577,706	\$50,115,948
<b>Total (Comprehensive Cost)</b>	<b>\$31,297,401</b>	<b>\$13,097,100</b>	<b>\$10,192,320</b>	<b>\$5,831,424</b>	<b>\$6,280,215</b>	<b>\$66,698,460</b>



# Ottawa County Motorcycle Crashes

Injury Severity	Motorcyclist Crash Victims	Motorcyclist Victim Costs
Fatal	3	\$32,187,204
Serious Injury	18	\$17,486,478
Moderate Injury	23	\$6,124,992
Minor Injury	13	\$3,037,047
Property Damage Only	16	\$804,192
<b>Total</b>	<b>73</b>	<b>\$59,639,913</b>
Average cost of crash casualty		\$816,985

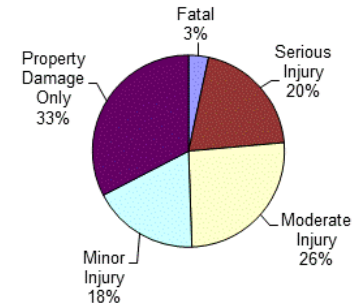
Injury Severity	Non-motorcyclist Crash Victims	Non-motorcyclist Victim Costs
Fatal	0	\$0
Serious Injury	0	\$0
Moderate Injury	0	\$0
Minor Injury	3	\$302,070
Property Damage Only	13	\$77,181
<b>Total</b>	<b>16</b>	<b>\$379,251</b>
Average cost of crash casualty		\$23,703

Motorcyclist Victim Costs in Motorcycle Crashes in Ottawa County (2021 dollars)						
	Fatal	Serious Injury	Moderate Injury	Minor Injury	Property Damage Only	Total
Medical Care	\$59,040	\$728,676	\$218,247	\$108,030	\$24,864	\$1,138,857
Work Loss	\$4,433,631	\$1,319,022	\$441,186	\$218,413	\$50,896	\$6,463,148
Public Services	\$3,270	\$6,102	\$4,439	\$2,405	\$1,360	\$17,576
Adjudication	\$388,887	\$274,788	\$88,665	\$43,914	\$10,128	\$806,382
Insurance Administration	\$97,464	\$231,966	\$112,539	\$57,629	\$22,304	\$521,902
Congestion & Environmental	\$21,996	\$24,624	\$30,544	\$17,264	\$21,296	\$115,724
Property Damage & Loss	\$66,909	\$215,064	\$219,144	\$120,484	\$91,056	\$712,657
Subtotal (Monetary Cost)	\$5,071,197	\$2,800,242	\$1,114,764	\$568,139	\$221,904	\$9,776,246
Quality of Life	\$27,116,007	\$14,686,236	\$5,010,228	\$2,468,908	\$582,288	\$49,863,667
<b>Total (Comprehensive Cost)</b>	<b>\$32,187,204</b>	<b>\$17,486,478</b>	<b>\$6,124,992</b>	<b>\$3,037,047</b>	<b>\$804,192</b>	<b>\$59,639,913</b>

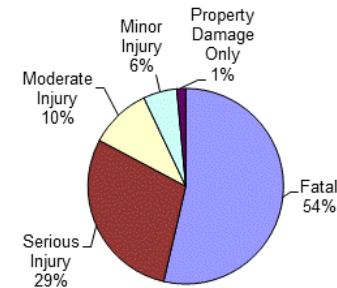
Non-motorcyclist Victim Costs in Motorcycle Crashes in Ottawa County (2021 dollars)						
	Fatal	Serious Injury	Moderate Injury	Minor Injury	Property Damage Only	Total
Medical Care	\$0	\$0	\$0	\$10,818	\$0	\$10,818
Work Loss	\$0	\$0	\$0	\$19,467	\$1,599	\$21,066
Public Services	\$0	\$0	\$0	\$360	\$325	\$685
Adjudication	\$0	\$0	\$0	\$4,038	\$0	\$4,038
Insurance Administration	\$0	\$0	\$0	\$6,831	\$5,642	\$12,473
Congestion & Environmental	\$0	\$0	\$0	\$5,328	\$23,231	\$28,559
Property Damage & Loss	\$0	\$0	\$0	\$20,913	\$46,384	\$67,297
Subtotal (Monetary Cost)	\$0	\$0	\$0	\$67,755	\$77,181	\$144,936
Quality of Life	\$0	\$0	\$0	\$234,315	\$0	\$234,315
<b>Total (Comprehensive Cost)</b>	<b>\$0</b>	<b>\$0</b>	<b>\$0</b>	<b>\$302,070</b>	<b>\$77,181</b>	<b>\$379,251</b>

Costs of Motorcycle Crashes in Ottawa County (2021 dollars)						
	Fatal	Serious Injury	Moderate Injury	Minor Injury	Property Damage Only	Total
Medical Care	\$59,040	\$728,676	\$218,247	\$118,848	\$24,864	\$1,149,675
Work Loss	\$4,433,631	\$1,319,022	\$441,186	\$237,880	\$52,495	\$6,484,214
Public Services	\$3,270	\$6,102	\$4,439	\$2,765	\$1,685	\$18,261
Adjudication	\$388,887	\$274,788	\$88,665	\$47,952	\$10,128	\$810,420
Insurance Administration	\$97,464	\$231,966	\$112,539	\$64,460	\$27,946	\$534,375
Congestion & Environmental	\$21,996	\$24,624	\$30,544	\$22,592	\$44,527	\$144,283
Property Damage & Loss	\$66,909	\$215,064	\$219,144	\$141,397	\$137,440	\$779,954
Subtotal (Monetary Cost)	\$5,071,197	\$2,800,242	\$1,114,764	\$635,894	\$299,085	\$9,921,182
Quality of Life	\$27,116,007	\$14,686,236	\$5,010,228	\$2,703,223	\$582,288	\$50,097,982
<b>Total (Comprehensive Cost)</b>	<b>\$32,187,204</b>	<b>\$17,486,478</b>	<b>\$6,124,992</b>	<b>\$3,339,117</b>	<b>\$881,373</b>	<b>\$60,019,164</b>

Crash Casualties



Crash Costs



# Ottawa County Bicycle Crashes

Injury Severity	Bicyclist Crash Victims	Bicyclist Victim Costs
Fatal	1	\$9,720,902
Serious Injury	5	\$4,674,770
Moderate Injury	18	\$3,564,828
Minor Injury	17	\$2,157,164
Property Damage Only	10	\$136,760
<b>Total</b>	<b>51</b>	<b>\$20,254,424</b>
Average cost of crash casualty	\$397,146	

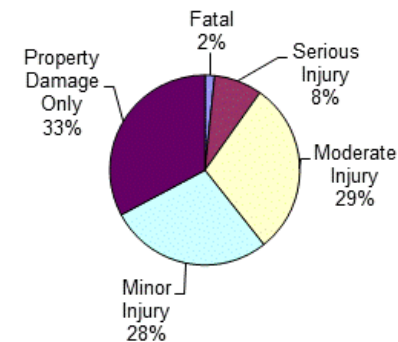
Injury Severity	Non-bicyclist Crash Victims	Non-bicyclist Victim Costs
Fatal	0	\$0
Serious Injury	0	\$0
Moderate Injury	0	\$0
Minor Injury	0	\$0
Property Damage Only	10	\$89,490
<b>Total</b>	<b>10</b>	<b>\$89,490</b>
Average cost of crash casualty	\$8,949	

Bicyclist Victim Costs in Bicycle Crashes in Ottawa County (2021 dollars)						
	Fatal	Serious Injury	Moderate Injury	Minor Injury	Property Damage Only	Total
Medical Care	\$25,971	\$202,640	\$124,182	\$72,624	\$4,640	\$430,057
Work Loss	\$1,189,275	\$379,310	\$256,230	\$141,967	\$8,290	\$1,975,072
Public Services	\$1,090	\$1,690	\$3,240	\$2,635	\$210	\$8,865
Adjudication	\$235,689	\$77,365	\$50,976	\$28,764	\$1,730	\$394,524
Insurance Administration	\$48,594	\$88,185	\$70,632	\$41,429	\$2,480	\$251,320
Congestion & Environmental	\$7,332	\$6,880	\$23,688	\$21,386	\$1,780	\$61,066
Property Damage & Loss	\$250	\$1,250	\$4,464	\$4,046	\$340	\$10,350
Subtotal (Monetary Cost)	\$1,508,201	\$757,320	\$533,412	\$312,851	\$19,470	\$3,131,254
Quality of Life	\$8,212,701	\$3,917,450	\$3,031,416	\$1,844,313	\$117,290	\$17,123,170
<b>Total (Comprehensive Cost)</b>	<b>\$9,720,902</b>	<b>\$4,674,770</b>	<b>\$3,564,828</b>	<b>\$2,157,164</b>	<b>\$136,760</b>	<b>\$20,254,424</b>

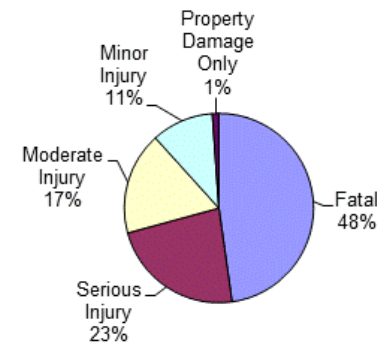
Non-bicyclist Victim Costs in Bicycle Crashes in Ottawa County (2021 dollars)						
	Fatal	Serious Injury	Moderate Injury	Minor Injury	Property Damage Only	Total
Medical Care	\$0	\$0	\$0	\$0	\$1,840	\$1,840
Work Loss	\$0	\$0	\$0	\$0	\$4,050	\$4,050
Public Services	\$0	\$0	\$0	\$0	\$480	\$480
Adjudication	\$0	\$0	\$0	\$0	\$640	\$640
Insurance Administration	\$0	\$0	\$0	\$0	\$3,820	\$3,820
Congestion & Environmental	\$0	\$0	\$0	\$0	\$17,850	\$17,850
Property Damage & Loss	\$0	\$0	\$0	\$0	\$24,670	\$24,670
Subtotal (Monetary Cost)	\$0	\$0	\$0	\$0	\$53,350	\$53,350
Quality of Life	\$0	\$0	\$0	\$0	\$36,140	\$36,140
<b>Total (Comprehensive Cost)</b>	<b>\$0</b>	<b>\$0</b>	<b>\$0</b>	<b>\$0</b>	<b>\$89,490</b>	<b>\$89,490</b>

Costs of Bicycle Crashes in Ottawa County (2021 dollars)						
	Fatal	Serious Injury	Moderate Injury	Minor Injury	Property Damage Only	Total
Medical Care	\$25,971	\$202,640	\$124,182	\$72,624	\$6,480	\$431,897
Work Loss	\$1,189,275	\$379,310	\$256,230	\$141,967	\$12,340	\$1,979,122
Public Services	\$1,090	\$1,690	\$3,240	\$2,635	\$690	\$9,345
Adjudication	\$235,689	\$77,365	\$50,976	\$28,764	\$2,370	\$395,164
Insurance Administration	\$48,594	\$88,185	\$70,632	\$41,429	\$6,300	\$255,140
Congestion & Environmental	\$7,332	\$6,880	\$23,688	\$21,386	\$19,630	\$78,916
Property Damage & Loss	\$250	\$1,250	\$4,464	\$4,046	\$25,010	\$35,020
Subtotal (Monetary Cost)	\$1,508,201	\$757,320	\$533,412	\$312,851	\$72,820	\$3,184,604
Quality of Life	\$8,212,701	\$3,917,450	\$3,031,416	\$1,844,313	\$153,430	\$17,159,310
<b>Total (Comprehensive Cost)</b>	<b>\$9,720,902</b>	<b>\$4,674,770</b>	<b>\$3,564,828</b>	<b>\$2,157,164</b>	<b>\$226,250</b>	<b>\$20,343,914</b>

Crash Casualties



Crash Costs



# Ottawa County Pedestrian Crashes

Injury Severity	Pedestrian Crash Victims	Pedestrian Victim Costs
Fatal	3	\$29,203,053
Serious Injury	7	\$7,446,593
Moderate Injury	12	\$2,959,320
Minor Injury	13	\$2,022,826
Property Damage Only	4	\$63,712
<b>Total</b>	<b>39</b>	<b>\$41,695,504</b>
Average cost of crash casualty	\$1,069,115	

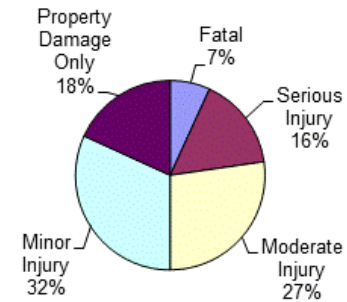
Injury Severity	Non-pedestrian Crash Victims	Non-pedestrian Victim Costs
Fatal	0	\$0
Serious Injury	0	\$0
Moderate Injury	0	\$0
Minor Injury	1	\$93,719
Property Damage Only	4	\$25,928
<b>Total</b>	<b>5</b>	<b>\$119,647</b>
Average cost of crash casualty	\$23,929	

Pedestrian Victim Costs in Pedestrian Crashes in Ottawa County (2021 dollars)						
	Fatal	Serious Injury	Moderate Injury	Minor Injury	Property Damage Only	Total
Medical Care	\$67,821	\$338,079	\$109,596	\$71,032	\$2,232	\$588,760
Work Loss	\$3,561,543	\$545,475	\$186,384	\$116,350	\$3,344	\$4,413,096
Public Services	\$3,270	\$2,366	\$2,160	\$2,015	\$84	\$9,895
Adjudication	\$388,887	\$118,531	\$39,744	\$25,142	\$748	\$573,052
Insurance Administration	\$145,782	\$136,136	\$54,168	\$35,477	\$1,044	\$372,607
Congestion & Environmental	\$21,996	\$9,632	\$15,792	\$16,354	\$712	\$64,486
Subtotal (Monetary Cost)	\$4,189,299	\$1,150,219	\$407,844	\$266,370	\$8,164	\$6,021,896
Quality of Life	\$25,013,754	\$6,296,374	\$2,551,476	\$1,756,456	\$55,548	\$35,673,608
<b>Total (Comprehensive Cost)</b>	<b>\$29,203,053</b>	<b>\$7,446,593</b>	<b>\$2,959,320</b>	<b>\$2,022,826</b>	<b>\$63,712</b>	<b>\$41,695,504</b>

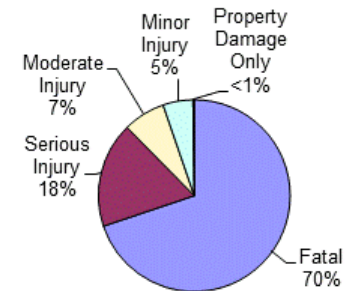
Non-pedestrian Victim in Pedestrian Crashes in Ottawa County (2021 dollars)						
	Fatal	Serious Injury	Moderate Injury	Minor Injury	Property Damage Only	Total
Medical Care	\$0	\$0	\$0	\$3,606	\$736	\$4,342
Work Loss	\$0	\$0	\$0	\$6,489	\$1,620	\$8,109
Public Services	\$0	\$0	\$0	\$120	\$192	\$312
Adjudication	\$0	\$0	\$0	\$1,346	\$256	\$1,602
Insurance Administration	\$0	\$0	\$0	\$2,277	\$1,528	\$3,805
Congestion & Environmental	\$0	\$0	\$0	\$1,776	\$7,140	\$8,916
Subtotal (Monetary Cost)	\$0	\$0	\$0	\$15,614	\$11,472	\$27,086
Quality of Life	\$0	\$0	\$0	\$78,105	\$14,456	\$92,561
<b>Total (Comprehensive Cost)</b>	<b>\$0</b>	<b>\$0</b>	<b>\$0</b>	<b>\$93,719</b>	<b>\$25,928</b>	<b>\$119,647</b>

Costs of Pedestrian Crashes in Ottawa County (2021 dollars)						
	Fatal	Serious Injury	Moderate Injury	Minor Injury	Property Damage Only	Total
Medical Care	\$67,821	\$338,079	\$109,596	\$74,638	\$2,968	\$593,102
Work Loss	\$3,561,543	\$545,475	\$186,384	\$122,839	\$4,964	\$4,421,205
Public Services	\$3,270	\$2,366	\$2,160	\$2,135	\$276	\$10,207
Adjudication	\$388,887	\$118,531	\$39,744	\$26,488	\$1,004	\$574,654
Insurance Administration	\$145,782	\$136,136	\$54,168	\$37,754	\$2,572	\$376,412
Congestion & Environmental	\$21,996	\$9,632	\$15,792	\$18,130	\$7,852	\$73,402
Subtotal (Monetary Cost)	\$4,189,299	\$1,150,219	\$407,844	\$281,984	\$19,636	\$6,048,982
Quality of Life	\$25,013,754	\$6,296,374	\$2,551,476	\$1,834,561	\$70,004	\$35,766,169
<b>Total (Comprehensive Cost)</b>	<b>\$29,203,053</b>	<b>\$7,446,593</b>	<b>\$2,959,320</b>	<b>\$2,116,545</b>	<b>\$89,640</b>	<b>\$41,815,151</b>

Crash Casualties



Crash Costs



# Presque Isle County Traffic Crashes and Crime

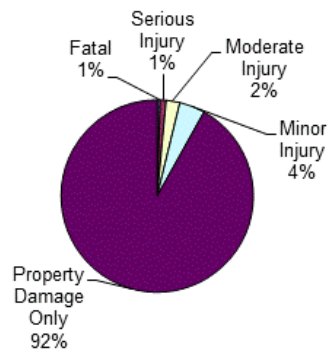
Crash Casualty Severity	Crash Casualties	Crash Costs
Fatal	3	\$31,183,749
Serious Injury	6	\$5,614,464
Moderate Injury	14	\$2,722,062
Minor Injury	26	\$2,617,940
Property Damage Only	557	\$4,984,593
Total	606	\$47,122,808
Average cost of crash casualty		\$77,760

Index Crime Category	Number of Crimes	Crime Costs
Murder	0	\$0
Rape	5	\$2,827,515
Aggravated Assault	4	\$186,192
Robbery	0	\$0
Larceny	14	\$59,934
Burglary	4	\$17,044
Motor Vehicle Theft	2	\$20,602
Total	29	\$3,111,287
Average cost of index crime		\$107,286

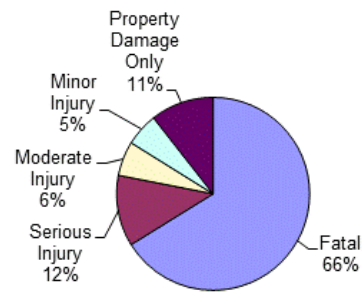
Costs of Crashes in Presque Isle County (2021 dollars)						
	Fatal	Serious Injury	Moderate Injury	Minor Injury	Property Damage Only	Total
Medical Care	\$50,880	\$240,474	\$98,574	\$93,756	\$102,488	\$586,172
Work Loss	\$3,921,153	\$413,880	\$184,240	\$168,714	\$225,585	\$4,913,572
Public Services	\$3,270	\$1,998	\$2,352	\$3,120	\$26,736	\$37,476
Adjudication & Sanctioning	\$388,887	\$87,624	\$37,884	\$34,996	\$35,648	\$585,039
Insurance Administration	\$102,861	\$74,814	\$54,138	\$59,202	\$212,774	\$503,789
Congestion & Environmental	\$21,996	\$10,830	\$24,836	\$46,176	\$994,245	\$1,098,083
Property Damage & Loss	\$46,824	\$74,592	\$130,228	\$181,246	\$1,374,119	\$1,807,009
Subtotal (Monetary Cost)	\$4,535,871	\$904,212	\$532,252	\$587,210	\$2,971,595	\$9,531,140
Quality of Life	\$26,647,878	\$4,710,252	\$2,189,810	\$2,030,730	\$2,012,998	\$37,591,668
<b>Total (Comprehensive Cost)</b>	<b>\$31,183,749</b>	<b>\$5,614,464</b>	<b>\$2,722,062</b>	<b>\$2,617,940</b>	<b>\$4,984,593</b>	<b>\$47,122,808</b>

Costs of Index Crimes in Presque Isle County (2021 dollars)								
	Murder	Rape	Aggravated Assault	Robbery	Larceny	Burglary	Motor Vehicle Theft	Total
Medical Care	\$0	\$16,870	\$8,460	\$0	\$0	\$0	\$0	\$25,330
Mental Health	\$0	\$32,925	\$1,632	\$0	\$0	\$0	\$0	\$34,557
Work Loss	\$0	\$35,635	\$9,104	\$0	\$434	\$156	\$234	\$45,563
Public Services	\$0	\$3,805	\$9,756	\$0	\$7,378	\$1,448	\$910	\$23,297
Adjudication & Sanctioning	\$0	\$226,190	\$23,980	\$0	\$36,330	\$3,084	\$3,980	\$293,564
Property Damage & Loss	\$0	\$945	\$336	\$0	\$15,792	\$12,356	\$15,478	\$44,907
Subtotal (Monetary Cost)	\$0	\$316,370	\$53,268	\$0	\$59,934	\$17,044	\$20,602	\$467,218
Quality of Life	\$0	\$2,511,145	\$132,924	\$0	\$0	\$0	\$0	\$2,644,069
<b>Total (Comprehensive Costs)</b>	<b>\$0</b>	<b>\$2,827,515</b>	<b>\$186,192</b>	<b>\$0</b>	<b>\$59,934</b>	<b>\$17,044</b>	<b>\$20,602</b>	<b>\$3,111,287</b>

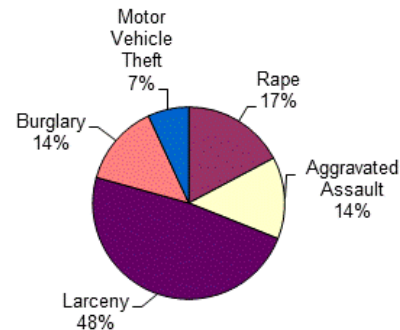
Crash Casualties



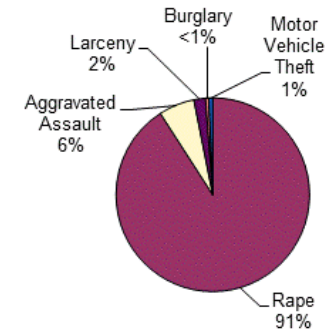
Crash Costs



Index Crimes



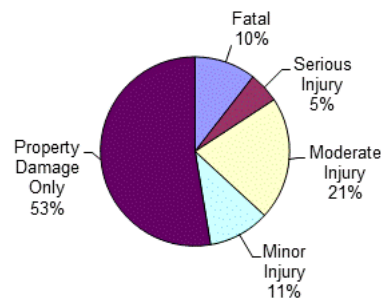
Index Crime Costs



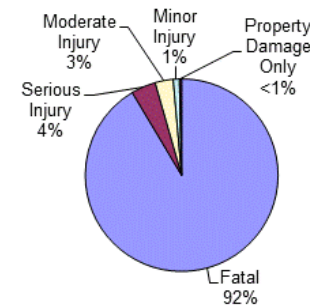
# Presque Isle County Alcohol-Involved Crashes

Crash Casualty Severity	Crash Casualties	Crash Costs
Fatal	2	\$23,019,900
Serious Injury	1	\$1,041,874
Moderate Injury	4	\$762,098
Minor Injury	2	\$257,964
Property Damage Only	10	\$94,740
<b>Total</b>	<b>19</b>	<b>\$25,176,576</b>
Average cost of crash casualty		\$1,325,083

Crash Casualties



Crash Costs

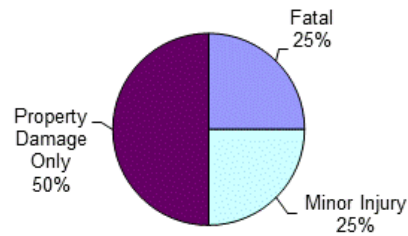


Costs of Alcohol-Involved Crashes in Presque Isle County (2021 dollars)						
	Fatal	Serious Injury	Moderate Injury	Minor Injury	Property Damage Only	Total
Medical Care	\$33,920	\$44,644	\$26,184	\$8,632	\$2,100	\$115,480
Work Loss	\$3,129,522	\$74,999	\$49,356	\$15,294	\$4,370	\$3,273,541
Public Services	\$2,180	\$343	\$664	\$258	\$490	\$3,935
Adjudication & Sanctioning	\$259,258	\$16,600	\$10,996	\$3,410	\$820	\$291,084
Insurance Administration	\$68,574	\$13,721	\$17,384	\$5,964	\$4,350	\$109,993
Congestion & Environmental	\$14,664	\$1,807	\$3,546	\$17,730	\$17,850	\$55,597
Property Damage & Loss	\$31,216	\$12,600	\$37,624	\$15,588	\$25,500	\$122,528
<b>Subtotal (Monetary Cost)</b>	<b>\$3,539,334</b>	<b>\$164,714</b>	<b>\$145,754</b>	<b>\$66,876</b>	<b>\$55,480</b>	<b>\$3,972,158</b>
Quality of Life	\$19,480,566	\$877,160	\$616,344	\$191,088	\$39,260	\$21,204,418
<b>Total (Comprehensive Cost)</b>	<b>\$23,019,900</b>	<b>\$1,041,874</b>	<b>\$762,098</b>	<b>\$257,964</b>	<b>\$94,740</b>	<b>\$25,176,576</b>

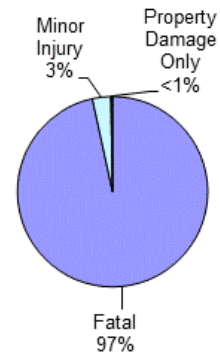
# Presque Isle County Drug-Involved Crashes

Crash Casualty Severity	Crash Casualties	Crash Costs
Fatal	2	\$23,019,900
Serious Injury	0	\$0
Moderate Injury	0	\$0
Minor Injury	2	\$750,474
Property Damage Only	4	\$63,508
<b>Total</b>	<b>8</b>	<b>\$23,833,882</b>
Average cost of crash casualty	\$2,979,235	

Crash Casualties



Crash Costs

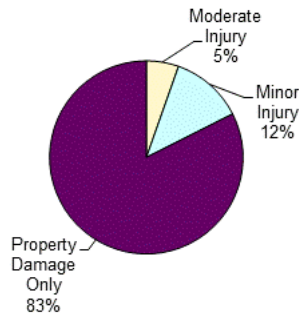


Costs of Drug-Involved Crashes in Presque Isle County (2021 dollars)						
	Fatal	Serious Injury	Moderate Injury	Minor Injury	Property Damage Only	Total
Medical Care	\$33,920	\$0	\$0	\$27,318	\$1,668	\$62,906
Work Loss	\$3,129,522	\$0	\$0	\$51,256	\$3,448	\$3,184,226
Public Services	\$2,180	\$0	\$0	\$388	\$212	\$2,780
Adjudication & Sanctioning	\$259,258	\$0	\$0	\$11,078	\$704	\$271,040
Insurance Administration	\$68,574	\$0	\$0	\$12,974	\$2,252	\$83,800
Congestion & Environmental	\$14,664	\$0	\$0	\$3,570	\$7,140	\$25,374
Property Damage & Loss	\$31,216	\$0	\$0	\$18,404	\$10,868	\$60,488
<b>Subtotal (Monetary Cost)</b>	<b>\$3,539,334</b>	<b>\$0</b>	<b>\$0</b>	<b>\$124,988</b>	<b>\$26,292</b>	<b>\$3,690,614</b>
Quality of Life	\$19,480,566	\$0	\$0	\$625,486	\$37,216	\$20,143,268
<b>Total (Comprehensive Cost)</b>	<b>\$23,019,900</b>	<b>\$0</b>	<b>\$0</b>	<b>\$750,474</b>	<b>\$63,508</b>	<b>\$23,833,882</b>

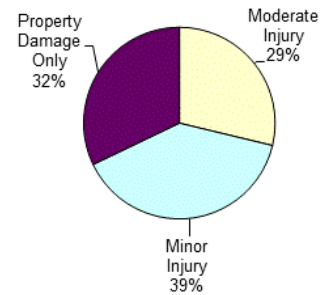
# Presque Isle County Young Driver Crashes (<21)

Crash Casualty Severity	Crash Casualties	Crash Costs
Fatal	0	\$0
Serious Injury	0	\$0
Moderate Injury	4	\$558,324
Minor Injury	9	\$759,366
Property Damage Only	61	\$623,359
<b>Total</b>	<b>74</b>	<b>\$1,941,049</b>
Average cost of crash casualty		\$26,230

Crash Casualties



Crash Costs

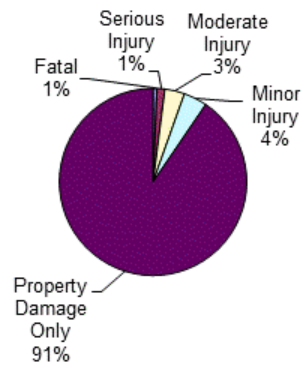


Costs of Young Driver Crashes in Presque Isle County (2021 dollars)						
	Fatal	Serious Injury	Moderate Injury	Minor Injury	Property Damage Only	Total
Medical Care	\$0	\$0	\$19,232	\$28,197	\$14,274	\$61,703
Work Loss	\$0	\$0	\$36,936	\$49,779	\$28,914	\$115,629
Public Services	\$0	\$0	\$636	\$1,089	\$3,111	\$4,836
Adjudication	\$0	\$0	\$7,532	\$10,404	\$4,880	\$22,816
Insurance Administration	\$0	\$0	\$12,728	\$18,819	\$26,169	\$57,716
Congestion & Environmental	\$0	\$0	\$7,092	\$15,957	\$108,885	\$131,934
Property Damage & Loss	\$0	\$0	\$36,308	\$65,214	\$162,626	\$264,148
<b>Subtotal (Monetary Cost)</b>	<b>\$0</b>	<b>\$0</b>	<b>\$120,464</b>	<b>\$189,459</b>	<b>\$348,859</b>	<b>\$658,782</b>
Quality of Life	\$0	\$0	\$437,860	\$569,907	\$274,500	\$1,282,267
<b>Total (Comprehensive Cost)</b>	<b>\$0</b>	<b>\$0</b>	<b>\$558,324</b>	<b>\$759,366</b>	<b>\$623,359</b>	<b>\$1,941,049</b>

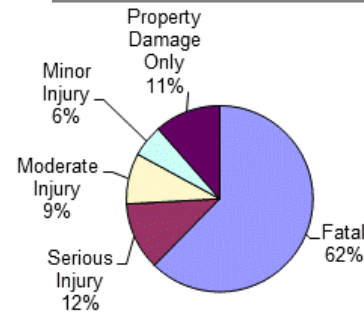
# Presque Isle County Older Driver Crashes (65+)

Crash Casualty Severity	Crash Casualties	Crash Costs
Fatal	1	\$10,394,583
Serious Injury	2	\$1,962,436
Moderate Injury	5	\$1,466,620
Minor Injury	6	\$935,742
Property Damage Only	133	\$1,910,545
<b>Total</b>	<b>147</b>	<b>\$16,669,926</b>
Average cost of crash casualty		\$113,401

Crash Casualties



Crash Costs



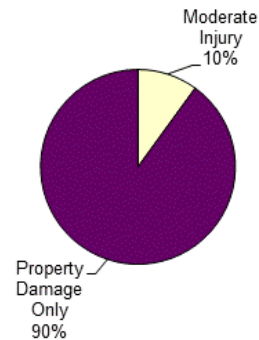
Costs of Older Driver Crashes in Presque Isle County (2021 dollars)						
	Fatal	Serious Injury	Moderate Injury	Minor Injury	Property Damage Only	Total
Medical Care	\$16,960	\$82,140	\$52,980	\$33,666	\$52,003	\$237,749
Work Loss	\$1,307,051	\$142,218	\$100,880	\$62,748	\$97,755	\$1,710,652
Public Services	\$1,090	\$678	\$950	\$834	\$7,182	\$10,734
Adjudication	\$129,629	\$30,032	\$20,600	\$12,882	\$18,088	\$211,231
Insurance Administration	\$34,287	\$26,560	\$26,025	\$18,624	\$68,362	\$173,858
Congestion & Environmental	\$7,332	\$3,610	\$8,900	\$10,662	\$237,272	\$267,776
Property Damage & Loss	\$15,608	\$26,030	\$48,215	\$45,864	\$381,976	\$517,693
<b>Subtotal (Monetary Cost)</b>	<b>\$1,511,957</b>	<b>\$311,268</b>	<b>\$258,550</b>	<b>\$185,280</b>	<b>\$862,638</b>	<b>\$3,129,693</b>
Quality of Life	\$8,882,626	\$1,651,168	\$1,208,070	\$750,462	\$1,047,907	\$13,540,233
<b>Total (Comprehensive Cost)</b>	<b>\$10,394,583</b>	<b>\$1,962,436</b>	<b>\$1,466,620</b>	<b>\$935,742</b>	<b>\$1,910,545</b>	<b>\$16,669,926</b>



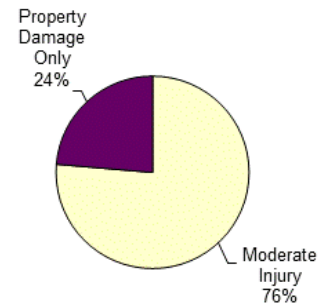
# Presque Isle County Medium/Large Truck Crashes

Crash Casualty Severity	Crash Casualties	Crash Costs
Fatal	0	\$0
Serious Injury	0	\$0
Moderate Injury	1	\$339,744
Minor Injury	0	\$0
Property Damage Only	9	\$105,255
<b>Total</b>	<b>10</b>	<b>\$444,999</b>
Average cost of crash casualty		\$44,500

Crash Casualties



Crash Costs



Costs of Medium/Large Truck Crashes in Presque Isle County (2021 dollars)						
	Fatal	Serious Injury	Moderate Injury	Minor Injury	Property Damage Only	Total
Medical Care	\$0	\$0	\$17,265	\$0	\$3,267	\$20,532
Work Loss	\$0	\$0	\$53,378	\$0	\$26,217	\$79,595
Public Services	\$0	\$0	\$175	\$0	\$423	\$598
Adjudication	\$0	\$0	\$2,834	\$0	\$1,431	\$4,265
Insurance Administration	\$0	\$0	\$3,650	\$0	\$4,932	\$8,582
Congestion & Environmental	\$0	\$0	\$1,835	\$0	\$16,623	\$18,458
Property Damage & Loss	\$0	\$0	\$8,213	\$0	\$25,920	\$34,133
<b>Subtotal (Monetary Cost)</b>	<b>\$0</b>	<b>\$0</b>	<b>\$87,350</b>	<b>\$0</b>	<b>\$78,813</b>	<b>\$166,163</b>
Quality of Life	\$0	\$0	\$252,394	\$0	\$26,442	\$278,836
<b>Total (Comprehensive Cost)</b>	<b>\$0</b>	<b>\$0</b>	<b>\$339,744</b>	<b>\$0</b>	<b>\$105,255</b>	<b>\$444,999</b>

# Presque Isle County Motorcycle Crashes

Injury Severity	Motorcyclist Crash Victims	Motorcyclist Victim Costs
Fatal	0	\$0
Serious Injury	1	\$971,471
Moderate Injury	1	\$266,304
Minor Injury	1	\$233,619
Property Damage Only	0	\$0
<b>Total</b>	<b>3</b>	<b>\$1,471,394</b>
Average cost of crash casualty		\$490,465

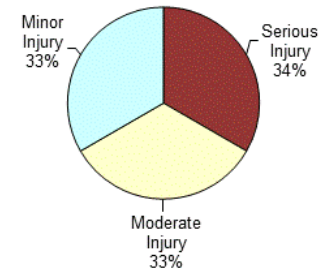
Injury Severity	Non-motorcyclist Crash Victims	Non-motorcyclist Victim Costs
Fatal	0	\$0
Serious Injury	0	\$0
Moderate Injury	0	\$0
Minor Injury	0	\$0
Property Damage Only	0	\$0
<b>Total</b>	<b>0</b>	<b>\$0</b>
Average cost of crash casualty		\$0

Motorcyclist Victim Costs in Motorcycle Crashes in Presque Isle County (2021 dollars)						
	Fatal	Serious Injury	Moderate Injury	Minor Injury	Property Damage Only	Total
Medical Care	\$0	\$40,482	\$9,489	\$8,310	\$0	\$58,281
Work Loss	\$0	\$73,279	\$19,182	\$16,801	\$0	\$109,262
Public Services	\$0	\$339	\$193	\$185	\$0	\$717
Adjudication	\$0	\$15,266	\$3,855	\$3,378	\$0	\$22,499
Insurance Administration	\$0	\$12,887	\$4,893	\$4,433	\$0	\$22,213
Congestion & Environmental	\$0	\$1,368	\$1,328	\$1,328	\$0	\$4,024
Property Damage & Loss	\$0	\$11,948	\$9,528	\$9,268	\$0	\$30,744
Subtotal (Monetary Cost)	\$0	\$155,569	\$48,468	\$43,703	\$0	\$247,740
Quality of Life	\$0	\$815,902	\$217,836	\$189,916	\$0	\$1,223,654
<b>Total (Comprehensive Cost)</b>	<b>\$0</b>	<b>\$971,471</b>	<b>\$266,304</b>	<b>\$233,619</b>	<b>\$0</b>	<b>\$1,471,394</b>

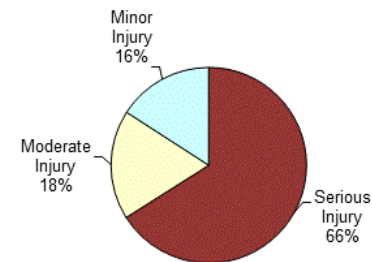
Non-motorcyclist Victim Costs in Motorcycle Crashes in Presque Isle County (2021 dollars)						
	Fatal	Serious Injury	Moderate Injury	Minor Injury	Property Damage Only	Total
Medical Care	\$0	\$0	\$0	\$0	\$0	\$0
Work Loss	\$0	\$0	\$0	\$0	\$0	\$0
Public Services	\$0	\$0	\$0	\$0	\$0	\$0
Adjudication	\$0	\$0	\$0	\$0	\$0	\$0
Insurance Administration	\$0	\$0	\$0	\$0	\$0	\$0
Congestion & Environmental	\$0	\$0	\$0	\$0	\$0	\$0
Property Damage & Loss	\$0	\$0	\$0	\$0	\$0	\$0
Subtotal (Monetary Cost)	\$0	\$0	\$0	\$0	\$0	\$0
Quality of Life	\$0	\$0	\$0	\$0	\$0	\$0
<b>Total (Comprehensive Cost)</b>	<b>\$0</b>	<b>\$0</b>	<b>\$0</b>	<b>\$0</b>	<b>\$0</b>	<b>\$0</b>

Costs of Motorcycle Crashes in Presque Isle County (2021 dollars)						
	Fatal	Serious Injury	Moderate Injury	Minor Injury	Property Damage Only	Total
Medical Care	\$0	\$40,482	\$9,489	\$8,310	\$0	\$58,281
Work Loss	\$0	\$73,279	\$19,182	\$16,801	\$0	\$109,262
Public Services	\$0	\$339	\$193	\$185	\$0	\$717
Adjudication	\$0	\$15,266	\$3,855	\$3,378	\$0	\$22,499
Insurance Administration	\$0	\$12,887	\$4,893	\$4,433	\$0	\$22,213
Congestion & Environmental	\$0	\$1,368	\$1,328	\$1,328	\$0	\$4,024
Property Damage & Loss	\$0	\$11,948	\$9,528	\$9,268	\$0	\$30,744
Subtotal (Monetary Cost)	\$0	\$155,569	\$48,468	\$43,703	\$0	\$247,740
Quality of Life	\$0	\$815,902	\$217,836	\$189,916	\$0	\$1,223,654
<b>Total (Comprehensive Cost)</b>	<b>\$0</b>	<b>\$971,471</b>	<b>\$266,304</b>	<b>\$233,619</b>	<b>\$0</b>	<b>\$1,471,394</b>

Crash Casualties



Crash Costs



# Presque Isle County Bicycle Crashes

Injury Severity	Bicyclist Crash Victims	Bicyclist Victim Costs
Fatal	0	\$0
Serious Injury	0	\$0
Moderate Injury	0	\$0
Minor Injury	0	\$0
Property Damage Only	0	\$0
<b>Total</b>	<b>0</b>	<b>\$0</b>
Average cost of crash casualty	\$0	

Injury Severity	Non-bicyclist Crash Victims	Non-bicyclist Victim Costs
Fatal	0	\$0
Serious Injury	0	\$0
Moderate Injury	0	\$0
Minor Injury	0	\$0
Property Damage Only	0	\$0
<b>Total</b>	<b>0</b>	<b>\$0</b>
Average cost of crash casualty	\$0	

Bicyclist Victim Costs in Bicycle Crashes in Presque Isle County (2021 dollars)						
	Fatal	Serious Injury	Moderate Injury	Minor Injury	Property Damage Only	Total
Medical Care	\$0	\$0	\$0	\$0	\$0	\$0
Work Loss	\$0	\$0	\$0	\$0	\$0	\$0
Public Services	\$0	\$0	\$0	\$0	\$0	\$0
Adjudication	\$0	\$0	\$0	\$0	\$0	\$0
Insurance Administration	\$0	\$0	\$0	\$0	\$0	\$0
Congestion & Environmental	\$0	\$0	\$0	\$0	\$0	\$0
Property Damage & Loss	\$0	\$0	\$0	\$0	\$0	\$0
Subtotal (Monetary Cost)	\$0	\$0	\$0	\$0	\$0	\$0
Quality of Life	\$0	\$0	\$0	\$0	\$0	\$0
<b>Total (Comprehensive Cost)</b>	<b>\$0</b>	<b>\$0</b>	<b>\$0</b>	<b>\$0</b>	<b>\$0</b>	<b>\$0</b>

Crash Casualties

No Bicycle Crashes

Non-bicyclist Victim Costs in Bicycle Crashes in Presque Isle County (2021 dollars)						
	Fatal	Serious Injury	Moderate Injury	Minor Injury	Property Damage Only	Total
Medical Care	\$0	\$0	\$0	\$0	\$0	\$0
Work Loss	\$0	\$0	\$0	\$0	\$0	\$0
Public Services	\$0	\$0	\$0	\$0	\$0	\$0
Adjudication	\$0	\$0	\$0	\$0	\$0	\$0
Insurance Administration	\$0	\$0	\$0	\$0	\$0	\$0
Congestion & Environmental	\$0	\$0	\$0	\$0	\$0	\$0
Property Damage & Loss	\$0	\$0	\$0	\$0	\$0	\$0
Subtotal (Monetary Cost)	\$0	\$0	\$0	\$0	\$0	\$0
Quality of Life	\$0	\$0	\$0	\$0	\$0	\$0
<b>Total (Comprehensive Cost)</b>	<b>\$0</b>	<b>\$0</b>	<b>\$0</b>	<b>\$0</b>	<b>\$0</b>	<b>\$0</b>

Crash Costs

Costs of Bicycle Crashes in Presque Isle County (2021 dollars)						
	Fatal	Serious Injury	Moderate Injury	Minor Injury	Property Damage Only	Total
Medical Care	\$0	\$0	\$0	\$0	\$0	\$0
Work Loss	\$0	\$0	\$0	\$0	\$0	\$0
Public Services	\$0	\$0	\$0	\$0	\$0	\$0
Adjudication	\$0	\$0	\$0	\$0	\$0	\$0
Insurance Administration	\$0	\$0	\$0	\$0	\$0	\$0
Congestion & Environmental	\$0	\$0	\$0	\$0	\$0	\$0
Property Damage & Loss	\$0	\$0	\$0	\$0	\$0	\$0
Subtotal (Monetary Cost)	\$0	\$0	\$0	\$0	\$0	\$0
Quality of Life	\$0	\$0	\$0	\$0	\$0	\$0
<b>Total (Comprehensive Cost)</b>	<b>\$0</b>	<b>\$0</b>	<b>\$0</b>	<b>\$0</b>	<b>\$0</b>	<b>\$0</b>

Bicycle Crash Costs =  
\$0

# Presque Isle County Pedestrian Crashes

Injury Severity	Pedestrian Crash Victims	Pedestrian Victim Costs
Fatal	1	\$9,734,351
Serious Injury	0	\$0
Moderate Injury	0	\$0
Minor Injury	0	\$0
Property Damage Only	1	\$15,928
<b>Total</b>	<b>2</b>	<b>\$9,750,279</b>
Average cost of crash casualty	\$4,875,140	

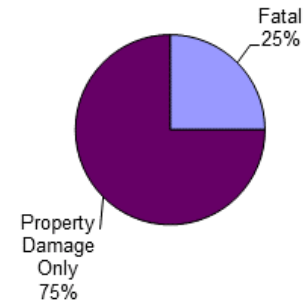
Injury Severity	Non-pedestrian Crash Victims	Non-pedestrian Victim Costs
Fatal	0	\$0
Serious Injury	0	\$0
Moderate Injury	0	\$0
Minor Injury	0	\$0
Property Damage Only	2	\$12,964
<b>Total</b>	<b>2</b>	<b>\$12,964</b>
Average cost of crash casualty	\$6,482	

	Fatal	Serious Injury	Moderate Injury	Minor Injury	Property Damage Only	Total
Medical Care	\$22,607	\$0	\$0	\$0	\$558	\$23,165
Work Loss	\$1,187,181	\$0	\$0	\$0	\$836	\$1,188,017
Public Services	\$1,090	\$0	\$0	\$0	\$21	\$1,111
Adjudication	\$129,629	\$0	\$0	\$0	\$187	\$129,816
Insurance Administration	\$48,594	\$0	\$0	\$0	\$261	\$48,855
Congestion & Environmental	\$7,332	\$0	\$0	\$0	\$178	\$7,510
Subtotal (Monetary Cost)	\$1,396,433	\$0	\$0	\$0	\$2,041	\$1,398,474
Quality of Life	\$8,337,918	\$0	\$0	\$0	\$13,887	\$8,351,805
<b>Total (Comprehensive Cost)</b>	<b>\$9,734,351</b>	<b>\$0</b>	<b>\$0</b>	<b>\$0</b>	<b>\$15,928</b>	<b>\$9,750,279</b>

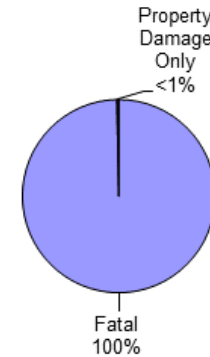
	Fatal	Serious Injury	Moderate Injury	Minor Injury	Property Damage Only	Total
Medical Care	\$0	\$0	\$0	\$0	\$368	\$368
Work Loss	\$0	\$0	\$0	\$0	\$810	\$810
Public Services	\$0	\$0	\$0	\$0	\$96	\$96
Adjudication	\$0	\$0	\$0	\$0	\$128	\$128
Insurance Administration	\$0	\$0	\$0	\$0	\$764	\$764
Congestion & Environmental	\$0	\$0	\$0	\$0	\$3,570	\$3,570
Subtotal (Monetary Cost)	\$0	\$0	\$0	\$0	\$5,736	\$5,736
Quality of Life	\$0	\$0	\$0	\$0	\$7,228	\$7,228
<b>Total (Comprehensive Cost)</b>	<b>\$0</b>	<b>\$0</b>	<b>\$0</b>	<b>\$0</b>	<b>\$12,964</b>	<b>\$12,964</b>

	Fatal	Serious Injury	Moderate Injury	Minor Injury	Property Damage Only	Total
Medical Care	\$22,607	\$0	\$0	\$0	\$926	\$23,533
Work Loss	\$1,187,181	\$0	\$0	\$0	\$1,646	\$1,188,827
Public Services	\$1,090	\$0	\$0	\$0	\$117	\$1,207
Adjudication	\$129,629	\$0	\$0	\$0	\$315	\$129,944
Insurance Administration	\$48,594	\$0	\$0	\$0	\$1,025	\$49,619
Congestion & Environmental	\$7,332	\$0	\$0	\$0	\$3,748	\$11,080
Subtotal (Monetary Cost)	\$1,396,433	\$0	\$0	\$0	\$7,777	\$1,404,210
Quality of Life	\$8,337,918	\$0	\$0	\$0	\$21,115	\$8,359,033
<b>Total (Comprehensive Cost)</b>	<b>\$9,734,351</b>	<b>\$0</b>	<b>\$0</b>	<b>\$0</b>	<b>\$28,892</b>	<b>\$9,763,243</b>

Crash Casualties



Crash Costs



# Roscommon County Traffic Crashes and Crime

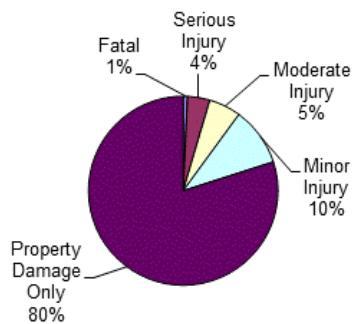
Crash Casualty Severity	Crash Casualties	Crash Costs
Fatal	8	\$83,156,664
Serious Injury	42	\$39,301,248
Moderate Injury	60	\$11,665,980
Minor Injury	110	\$11,075,900
Property Damage Only	877	\$7,848,273
Total	1,097	\$153,048,065
Average cost of crash casualty		\$139,515

Index Crime Category	Number of Crimes	Crime Costs
Murder	0	\$0
Rape	7	\$3,958,521
Aggravated Assault	14	\$651,672
Robbery	0	\$0
Larceny	79	\$338,199
Burglary	13	\$55,393
Motor Vehicle Theft	5	\$51,505
Total	118	\$5,055,290
Average cost of index crime		\$42,841

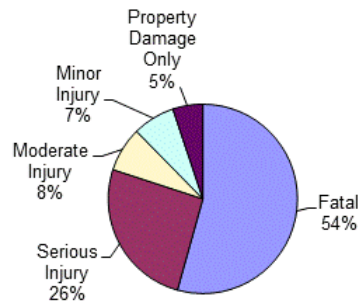
Costs of Crashes in Roscommon County (2021 dollars)						
	Fatal	Serious Injury	Moderate Injury	Minor Injury	Property Damage Only	Total
Medical Care	\$135,680	\$1,683,318	\$422,460	\$396,660	\$161,368	\$2,799,486
Work Loss	\$10,456,408	\$2,897,160	\$789,600	\$713,790	\$355,185	\$15,212,143
Public Services	\$8,720	\$13,986	\$10,080	\$13,200	\$42,096	\$88,082
Adjudication & Sanctioning	\$1,037,032	\$613,368	\$162,360	\$148,060	\$56,128	\$2,016,948
Insurance Administration	\$274,296	\$523,698	\$232,020	\$250,470	\$335,014	\$1,615,498
Congestion & Environmental	\$58,656	\$75,810	\$106,440	\$195,360	\$1,565,445	\$2,001,711
Property Damage & Loss	\$124,864	\$522,144	\$558,120	\$766,810	\$2,163,559	\$4,135,497
Subtotal (Monetary Cost)	\$12,095,656	\$6,329,484	\$2,281,080	\$2,484,350	\$4,678,795	\$27,869,365
Quality of Life	\$71,061,008	\$32,971,764	\$9,384,900	\$8,591,550	\$3,169,478	\$125,178,700
<b>Total (Comprehensive Cost)</b>	<b>\$83,156,664</b>	<b>\$39,301,248</b>	<b>\$11,665,980</b>	<b>\$11,075,900</b>	<b>\$7,848,273</b>	<b>\$153,048,065</b>

Costs of Index Crimes in Roscommon County (2021 dollars)								
	Murder	Rape	Aggravated Assault	Robbery	Larceny	Burglary	Motor Vehicle Theft	Total
Medical Care	\$0	\$23,618	\$29,610	\$0	\$0	\$0	\$0	\$53,228
Mental Health	\$0	\$46,095	\$5,712	\$0	\$0	\$0	\$0	\$51,807
Work Loss	\$0	\$49,889	\$31,864	\$0	\$2,449	\$507	\$585	\$85,294
Public Services	\$0	\$5,327	\$34,146	\$0	\$41,633	\$4,706	\$2,275	\$88,087
Adjudication & Sanctioning	\$0	\$316,666	\$83,930	\$0	\$205,005	\$10,023	\$9,950	\$625,574
Property Damage & Loss	\$0	\$1,323	\$1,176	\$0	\$89,112	\$40,157	\$38,695	\$170,463
Subtotal (Monetary Cost)	\$0	\$442,918	\$186,438	\$0	\$338,199	\$55,393	\$51,505	\$1,074,453
Quality of Life	\$0	\$3,515,603	\$465,234	\$0	\$0	\$0	\$0	\$3,980,837
<b>Total (Comprehensive Costs)</b>	<b>\$0</b>	<b>\$3,958,521</b>	<b>\$651,672</b>	<b>\$0</b>	<b>\$338,199</b>	<b>\$55,393</b>	<b>\$51,505</b>	<b>\$5,055,290</b>

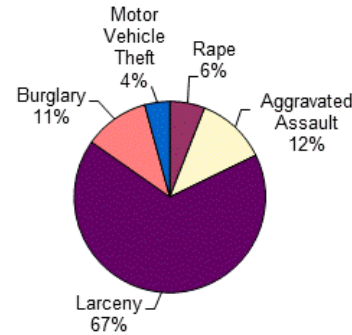
Crash Casualties



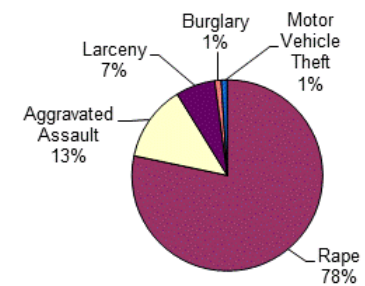
Crash Costs



Index Crimes



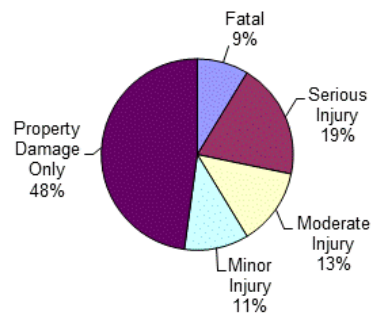
Index Crime Costs



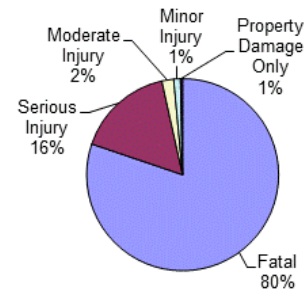
# Roscommon County Alcohol-Involved Crashes

Crash Casualty Severity	Crash Casualties	Crash Costs
Fatal	4	\$46,039,800
Serious Injury	9	\$9,376,866
Moderate Injury	6	\$1,146,693
Minor Injury	5	\$639,591
Property Damage Only	22	\$208,428
<b>Total</b>	<b>46</b>	<b>\$57,411,378</b>
Average cost of crash casualty		\$1,248,073

Crash Casualties



Crash Costs

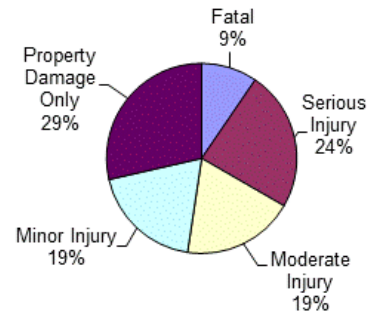


Costs of Alcohol-Involved Crashes in Roscommon County (2021 dollars)						
	Fatal	Serious Injury	Moderate Injury	Minor Injury	Property Damage Only	Total
Medical Care	\$67,840	\$401,796	\$39,276	\$21,580	\$4,620	\$535,112
Work Loss	\$6,259,044	\$674,991	\$74,034	\$38,235	\$9,614	\$7,055,918
Public Services	\$4,360	\$3,087	\$996	\$645	\$1,078	\$10,166
Adjudication & Sanctioning	\$518,516	\$149,400	\$16,494	\$8,525	\$1,804	\$694,739
Insurance Administration	\$137,148	\$123,489	\$26,076	\$14,910	\$9,570	\$311,193
Congestion & Environmental	\$29,328	\$16,263	\$8,865	\$39,006	\$39,270	\$132,732
Property Damage & Loss	\$62,432	\$113,400	\$56,436	\$38,970	\$56,100	\$327,338
<b>Subtotal (Monetary Cost)</b>	<b>\$7,078,668</b>	<b>\$1,482,426</b>	<b>\$222,177</b>	<b>\$161,871</b>	<b>\$122,056</b>	<b>\$9,067,198</b>
Quality of Life	\$38,961,132	\$7,894,440	\$924,516	\$477,720	\$86,372	\$48,344,180
<b>Total (Comprehensive Cost)</b>	<b>\$46,039,800</b>	<b>\$9,376,866</b>	<b>\$1,146,693</b>	<b>\$639,591</b>	<b>\$208,428</b>	<b>\$57,411,378</b>

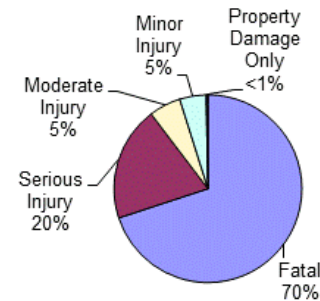
# Roscommon County Drug-Involved Crashes

Crash Casualty Severity	Crash Casualties	Crash Costs
Fatal	2	\$23,019,900
Serious Injury	5	\$6,489,110
Moderate Injury	4	\$1,803,148
Minor Injury	4	\$1,500,948
Property Damage Only	6	\$95,262
<b>Total</b>	<b>21</b>	<b>\$32,908,368</b>
Average cost of crash casualty	\$1,567,065	

Crash Casualties



Crash Costs



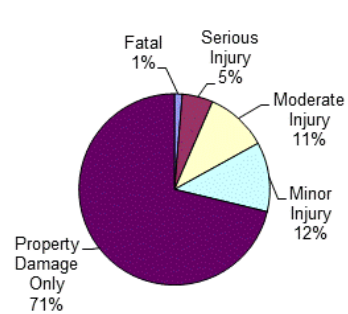
Costs of Drug-Involved Crashes in Roscommon County (2021 dollars)

	Fatal	Serious Injury	Moderate Injury	Minor Injury	Property Damage Only	Total
Medical Care	\$33,920	\$271,330	\$65,904	\$54,636	\$2,502	\$428,292
Work Loss	\$3,129,522	\$462,295	\$126,024	\$102,512	\$5,172	\$3,825,525
Public Services	\$2,180	\$1,940	\$900	\$776	\$318	\$6,114
Adjudication & Sanctioning	\$259,258	\$101,145	\$26,992	\$22,156	\$1,056	\$410,607
Insurance Administration	\$68,574	\$84,710	\$31,096	\$25,948	\$3,378	\$213,706
Congestion & Environmental	\$14,664	\$9,080	\$7,136	\$7,140	\$10,710	\$48,730
Property Damage & Loss	\$31,216	\$68,040	\$42,500	\$36,808	\$16,302	\$194,866
<b>Subtotal (Monetary Cost)</b>	<b>\$3,539,334</b>	<b>\$998,540</b>	<b>\$300,552</b>	<b>\$249,976</b>	<b>\$39,438</b>	<b>\$5,127,840</b>
Quality of Life	\$19,480,566	\$5,490,570	\$1,502,596	\$1,250,972	\$55,824	\$27,780,528
<b>Total (Comprehensive Cost)</b>	<b>\$23,019,900</b>	<b>\$6,489,110</b>	<b>\$1,803,148</b>	<b>\$1,500,948</b>	<b>\$95,262</b>	<b>\$32,908,368</b>

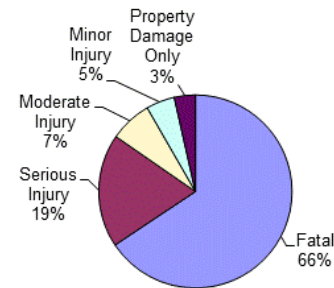
# Roscommon County Young Driver Crashes (<21)

Crash Casualty Severity	Crash Casualties	Crash Costs
Fatal	2	\$20,789,166
Serious Injury	8	\$6,009,816
Moderate Injury	16	\$2,233,296
Minor Injury	18	\$1,518,732
Property Damage Only	109	\$1,113,871
<b>Total</b>	<b>153</b>	<b>\$31,664,881</b>
Average cost of crash casualty		\$206,960

Crash Casualties



Crash Costs



Costs of Young Driver Crashes in Roscommon County (2021 dollars)

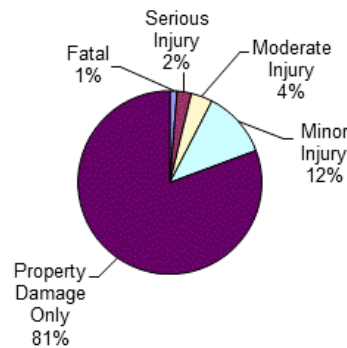
	Fatal	Serious Injury	Moderate Injury	Minor Injury	Property Damage Only	Total
Medical Care	\$33,920	\$253,568	\$76,928	\$56,394	\$25,506	\$446,316
Work Loss	\$2,614,102	\$432,056	\$147,744	\$99,558	\$51,666	\$3,345,126
Public Services	\$2,180	\$2,368	\$2,544	\$2,178	\$5,559	\$14,829
Adjudication	\$259,258	\$91,832	\$30,128	\$20,808	\$8,720	\$410,746
Insurance Administration	\$68,574	\$82,464	\$50,912	\$37,638	\$46,761	\$286,349
Congestion & Environmental	\$14,664	\$14,392	\$28,368	\$31,914	\$194,565	\$283,903
Property Damage & Loss	\$31,216	\$93,368	\$145,232	\$130,428	\$290,594	\$690,838
Subtotal (Monetary Cost)	\$3,023,914	\$970,048	\$481,856	\$378,918	\$623,371	\$5,478,107
Quality of Life	\$17,765,252	\$5,039,768	\$1,751,440	\$1,139,814	\$490,500	\$26,186,774
<b>Total (Comprehensive Cost)</b>	<b>\$20,789,166</b>	<b>\$6,009,816</b>	<b>\$2,233,296</b>	<b>\$1,518,732</b>	<b>\$1,113,871</b>	<b>\$31,664,881</b>



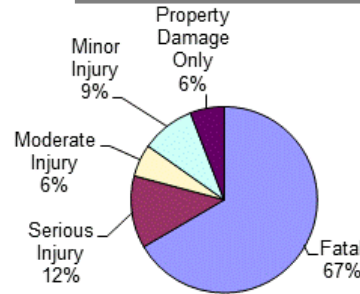
# Roscommon County Older Driver Crashes (65+)

Crash Casualty Severity	Crash Casualties	Crash Costs
Fatal	3	\$31,183,749
Serious Injury	6	\$5,887,308
Moderate Injury	9	\$2,639,916
Minor Injury	28	\$4,366,796
Property Damage Only	192	\$2,758,080
<b>Total</b>	<b>238</b>	<b>\$46,835,849</b>
Average cost of crash casualty	\$196,789	

Crash Casualties



Crash Costs

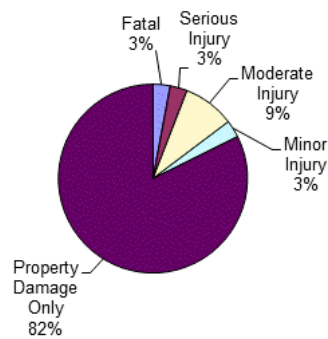


Costs of Older Driver Crashes in Roscommon County (2021 dollars)						
	Fatal	Serious Injury	Moderate Injury	Minor Injury	Property Damage Only	Total
Medical Care	\$50,880	\$246,420	\$95,364	\$157,108	\$75,072	\$624,844
Work Loss	\$3,921,153	\$426,654	\$181,584	\$292,824	\$141,120	\$4,963,335
Public Services	\$3,270	\$2,034	\$1,710	\$3,892	\$10,368	\$21,274
Adjudication	\$388,887	\$90,096	\$37,080	\$60,116	\$26,112	\$602,291
Insurance Administration	\$102,861	\$79,680	\$46,845	\$86,912	\$98,688	\$414,986
Congestion & Environmental	\$21,996	\$10,830	\$16,020	\$49,756	\$342,528	\$441,130
Property Damage & Loss	\$46,824	\$78,090	\$86,787	\$214,032	\$551,424	\$977,157
<b>Subtotal (Monetary Cost)</b>	<b>\$4,535,871</b>	<b>\$933,804</b>	<b>\$465,390</b>	<b>\$864,640</b>	<b>\$1,245,312</b>	<b>\$8,045,017</b>
Quality of Life	\$26,647,878	\$4,953,504	\$2,174,526	\$3,502,156	\$1,512,768	\$38,790,832
<b>Total (Comprehensive Cost)</b>	<b>\$31,183,749</b>	<b>\$5,887,308</b>	<b>\$2,639,916</b>	<b>\$4,366,796</b>	<b>\$2,758,080</b>	<b>\$46,835,849</b>

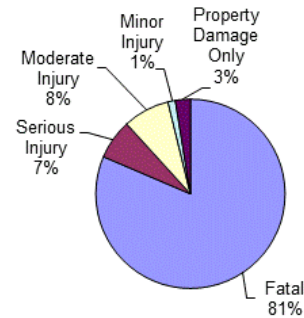
# Roscommon County Medium/Large Truck Crashes

Crash Casualty Severity	Crash Casualties	Crash Costs
Fatal	1	\$10,432,467
Serious Injury	1	\$873,140
Moderate Injury	3	\$1,019,232
Minor Injury	1	\$161,984
Property Damage Only	28	\$327,460
<b>Total</b>	<b>34</b>	<b>\$12,814,283</b>
Average cost of crash casualty		\$376,891

Crash Casualties



Crash Costs



Costs of Medium/Large Truck Crashes in Roscommon County (2021 dollars)						
	Fatal	Serious Injury	Moderate Injury	Minor Injury	Property Damage Only	Total
Medical Care	\$32,338	\$40,481	\$51,795	\$7,917	\$10,164	\$142,695
Work Loss	\$1,307,051	\$125,394	\$160,134	\$22,832	\$81,564	\$1,696,975
Public Services	\$1,096	\$321	\$525	\$192	\$1,316	\$3,450
Adjudication	\$141,870	\$14,511	\$8,502	\$1,502	\$4,452	\$170,837
Insurance Administration	\$34,040	\$11,399	\$10,950	\$2,230	\$15,344	\$73,963
Congestion & Environmental	\$7,583	\$1,867	\$5,505	\$1,837	\$51,716	\$68,508
Property Damage & Loss	\$25,863	\$10,723	\$24,639	\$6,255	\$80,640	\$148,120
<b>Subtotal (Monetary Cost)</b>	<b>\$1,549,841</b>	<b>\$204,696</b>	<b>\$262,050</b>	<b>\$42,765</b>	<b>\$245,196</b>	<b>\$2,304,548</b>
Quality of Life	\$8,882,626	\$668,444	\$757,182	\$119,219	\$82,264	\$10,509,735
<b>Total (Comprehensive Cost)</b>	<b>\$10,432,467</b>	<b>\$873,140</b>	<b>\$1,019,232</b>	<b>\$161,984</b>	<b>\$327,460</b>	<b>\$12,814,283</b>

# Roscommon County Motorcycle Crashes

Injury Severity	Motorcyclist Crash Victims	Motorcyclist Victim Costs
Fatal	0	\$0
Serious Injury	1	\$971,471
Moderate Injury	3	\$798,912
Minor Injury	3	\$700,857
Property Damage Only	1	\$50,262
<b>Total</b>	<b>8</b>	<b>\$2,521,502</b>
Average cost of crash casualty		\$315,188

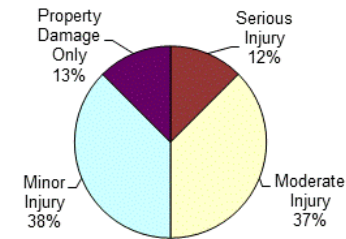
Injury Severity	Non-motorcyclist Crash Victims	Non-motorcyclist Victim Costs
Fatal	0	\$0
Serious Injury	0	\$0
Moderate Injury	0	\$0
Minor Injury	0	\$0
Property Damage Only	0	\$0
<b>Total</b>	<b>0</b>	<b>\$0</b>
Average cost of crash casualty		\$0

Motorcyclist Victim Costs in Motorcycle Crashes in Roscommon County (2021 dollars)						
	Fatal	Serious Injury	Moderate Injury	Minor Injury	Property Damage Only	Total
Medical Care	\$0	\$40,482	\$28,467	\$24,930	\$1,554	\$95,433
Work Loss	\$0	\$73,279	\$57,546	\$50,403	\$3,181	\$184,409
Public Services	\$0	\$339	\$579	\$555	\$85	\$1,558
Adjudication	\$0	\$15,266	\$11,565	\$10,134	\$633	\$37,598
Insurance Administration	\$0	\$12,887	\$14,679	\$13,299	\$1,394	\$42,259
Congestion & Environmental	\$0	\$1,368	\$3,984	\$3,984	\$1,331	\$10,667
Property Damage & Loss	\$0	\$11,948	\$28,584	\$27,804	\$5,691	\$74,027
Subtotal (Monetary Cost)	\$0	\$155,569	\$145,404	\$131,109	\$13,869	\$445,951
Quality of Life	\$0	\$815,902	\$653,508	\$569,748	\$36,393	\$2,075,551
<b>Total (Comprehensive Cost)</b>	<b>\$0</b>	<b>\$971,471</b>	<b>\$798,912</b>	<b>\$700,857</b>	<b>\$50,262</b>	<b>\$2,521,502</b>

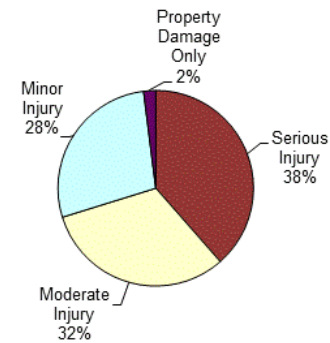
Non-motorcyclist Victim Costs in Motorcycle Crashes in Roscommon County (2021 dollars)						
	Fatal	Serious Injury	Moderate Injury	Minor Injury	Property Damage Only	Total
Medical Care	\$0	\$0	\$0	\$0	\$0	\$0
Work Loss	\$0	\$0	\$0	\$0	\$0	\$0
Public Services	\$0	\$0	\$0	\$0	\$0	\$0
Adjudication	\$0	\$0	\$0	\$0	\$0	\$0
Insurance Administration	\$0	\$0	\$0	\$0	\$0	\$0
Congestion & Environmental	\$0	\$0	\$0	\$0	\$0	\$0
Property Damage & Loss	\$0	\$0	\$0	\$0	\$0	\$0
Subtotal (Monetary Cost)	\$0	\$0	\$0	\$0	\$0	\$0
Quality of Life	\$0	\$0	\$0	\$0	\$0	\$0
<b>Total (Comprehensive Cost)</b>	<b>\$0</b>	<b>\$0</b>	<b>\$0</b>	<b>\$0</b>	<b>\$0</b>	<b>\$0</b>

Costs of Motorcycle Crashes in Roscommon County (2021 dollars)						
	Fatal	Serious Injury	Moderate Injury	Minor Injury	Property Damage Only	Total
Medical Care	\$0	\$40,482	\$28,467	\$24,930	\$1,554	\$95,433
Work Loss	\$0	\$73,279	\$57,546	\$50,403	\$3,181	\$184,409
Public Services	\$0	\$339	\$579	\$555	\$85	\$1,558
Adjudication	\$0	\$15,266	\$11,565	\$10,134	\$633	\$37,598
Insurance Administration	\$0	\$12,887	\$14,679	\$13,299	\$1,394	\$42,259
Congestion & Environmental	\$0	\$1,368	\$3,984	\$3,984	\$1,331	\$10,667
Property Damage & Loss	\$0	\$11,948	\$28,584	\$27,804	\$5,691	\$74,027
Subtotal (Monetary Cost)	\$0	\$155,569	\$145,404	\$131,109	\$13,869	\$445,951
Quality of Life	\$0	\$815,902	\$653,508	\$569,748	\$36,393	\$2,075,551
<b>Total (Comprehensive Cost)</b>	<b>\$0</b>	<b>\$971,471</b>	<b>\$798,912</b>	<b>\$700,857</b>	<b>\$50,262</b>	<b>\$2,521,502</b>

Crash Casualties



Crash Costs



# Roscommon County Bicycle Crashes

Injury Severity	Bicyclist Crash Victims	Bicyclist Victim Costs
Fatal	0	\$0
Serious Injury	0	\$0
Moderate Injury	2	\$396,092
Minor Injury	2	\$253,784
Property Damage Only	0	\$0
<b>Total</b>	<b>4</b>	<b>\$649,876</b>
Average cost of crash casualty	\$162,469	

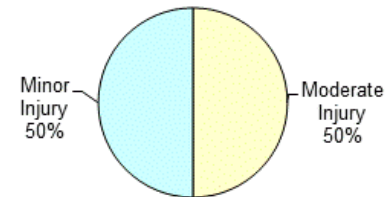
Injury Severity	Non-bicyclist Crash Victims	Non-bicyclist Victim Costs
Fatal	0	\$0
Serious Injury	0	\$0
Moderate Injury	0	\$0
Minor Injury	0	\$0
Property Damage Only	0	\$0
<b>Total</b>	<b>0</b>	<b>\$0</b>
Average cost of crash casualty	\$0	

Bicyclist Victim Costs in Bicycle Crashes in Roscommon County (2021 dollars)						
	Fatal	Serious Injury	Moderate Injury	Minor Injury	Property Damage Only	Total
Medical Care	\$0	\$0	\$13,798	\$8,544	\$0	\$22,342
Work Loss	\$0	\$0	\$28,470	\$16,702	\$0	\$45,172
Public Services	\$0	\$0	\$360	\$310	\$0	\$670
Adjudication	\$0	\$0	\$5,664	\$3,384	\$0	\$9,048
Insurance Administration	\$0	\$0	\$7,848	\$4,874	\$0	\$12,722
Congestion & Environmental	\$0	\$0	\$2,632	\$2,516	\$0	\$5,148
Property Damage & Loss	\$0	\$0	\$496	\$476	\$0	\$972
Subtotal (Monetary Cost)	\$0	\$0	\$59,268	\$36,806	\$0	\$96,074
Quality of Life	\$0	\$0	\$336,824	\$216,978	\$0	\$553,802
<b>Total (Comprehensive Cost)</b>	<b>\$0</b>	<b>\$0</b>	<b>\$396,092</b>	<b>\$253,784</b>	<b>\$0</b>	<b>\$649,876</b>

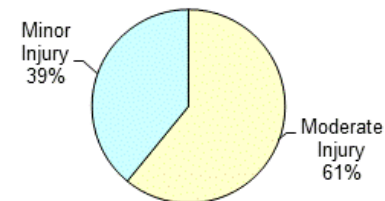
Non-bicyclist Victim Costs in Bicycle Crashes in Roscommon County (2021 dollars)						
	Fatal	Serious Injury	Moderate Injury	Minor Injury	Property Damage Only	Total
Medical Care	\$0	\$0	\$0	\$0	\$0	\$0
Work Loss	\$0	\$0	\$0	\$0	\$0	\$0
Public Services	\$0	\$0	\$0	\$0	\$0	\$0
Adjudication	\$0	\$0	\$0	\$0	\$0	\$0
Insurance Administration	\$0	\$0	\$0	\$0	\$0	\$0
Congestion & Environmental	\$0	\$0	\$0	\$0	\$0	\$0
Property Damage & Loss	\$0	\$0	\$0	\$0	\$0	\$0
Subtotal (Monetary Cost)	\$0	\$0	\$0	\$0	\$0	\$0
Quality of Life	\$0	\$0	\$0	\$0	\$0	\$0
<b>Total (Comprehensive Cost)</b>	<b>\$0</b>	<b>\$0</b>	<b>\$0</b>	<b>\$0</b>	<b>\$0</b>	<b>\$0</b>

Costs of Bicycle Crashes in Roscommon County (2021 dollars)						
	Fatal	Serious Injury	Moderate Injury	Minor Injury	Property Damage Only	Total
Medical Care	\$0	\$0	\$13,798	\$8,544	\$0	\$22,342
Work Loss	\$0	\$0	\$28,470	\$16,702	\$0	\$45,172
Public Services	\$0	\$0	\$360	\$310	\$0	\$670
Adjudication	\$0	\$0	\$5,664	\$3,384	\$0	\$9,048
Insurance Administration	\$0	\$0	\$7,848	\$4,874	\$0	\$12,722
Congestion & Environmental	\$0	\$0	\$2,632	\$2,516	\$0	\$5,148
Property Damage & Loss	\$0	\$0	\$496	\$476	\$0	\$972
Subtotal (Monetary Cost)	\$0	\$0	\$59,268	\$36,806	\$0	\$96,074
Quality of Life	\$0	\$0	\$336,824	\$216,978	\$0	\$553,802
<b>Total (Comprehensive Cost)</b>	<b>\$0</b>	<b>\$0</b>	<b>\$396,092</b>	<b>\$253,784</b>	<b>\$0</b>	<b>\$649,876</b>

Crash Casualties



Crash Costs



# Roscommon County Pedestrian Crashes

Injury Severity	Pedestrian Crash Victims	Pedestrian Victim Costs
Fatal	0	\$0
Serious Injury	1	\$1,063,799
Moderate Injury	0	\$0
Minor Injury	2	\$311,204
Property Damage Only	0	\$0
<b>Total</b>	<b>3</b>	<b>\$1,375,003</b>
Average cost of crash casualty	\$458,334	

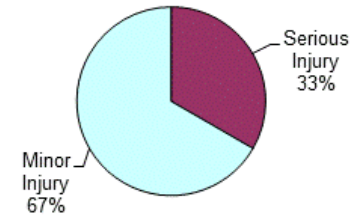
Injury Severity	Non-pedestrian Crash Victims	Non-pedestrian Victim Costs
Fatal	0	\$0
Serious Injury	0	\$0
Moderate Injury	0	\$0
Minor Injury	0	\$0
Property Damage Only	0	\$0
<b>Total</b>	<b>0</b>	<b>\$0</b>
Average cost of crash casualty	\$0	

	Fatal	Serious Injury	Moderate Injury	Minor Injury	Property Damage Only	Total
Medical Care	\$0	\$48,297	\$0	\$10,928	\$0	\$59,225
Work Loss	\$0	\$77,925	\$0	\$17,900	\$0	\$95,825
Public Services	\$0	\$338	\$0	\$310	\$0	\$648
Adjudication	\$0	\$16,933	\$0	\$3,868	\$0	\$20,801
Insurance Administration	\$0	\$19,448	\$0	\$5,458	\$0	\$24,906
Congestion & Environmental	\$0	\$1,376	\$0	\$2,516	\$0	\$3,892
Subtotal (Monetary Cost)	\$0	\$164,317	\$0	\$40,980	\$0	\$205,297
Quality of Life	\$0	\$899,482	\$0	\$270,224	\$0	\$1,169,706
<b>Total (Comprehensive Cost)</b>	<b>\$0</b>	<b>\$1,063,799</b>	<b>\$0</b>	<b>\$311,204</b>	<b>\$0</b>	<b>\$1,375,003</b>

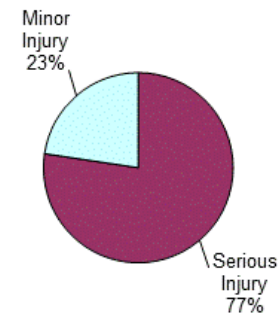
	Fatal	Serious Injury	Moderate Injury	Minor Injury	Property Damage Only	Total
Medical Care	\$0	\$0	\$0	\$0	\$0	\$0
Work Loss	\$0	\$0	\$0	\$0	\$0	\$0
Public Services	\$0	\$0	\$0	\$0	\$0	\$0
Adjudication	\$0	\$0	\$0	\$0	\$0	\$0
Insurance Administration	\$0	\$0	\$0	\$0	\$0	\$0
Congestion & Environmental	\$0	\$0	\$0	\$0	\$0	\$0
Subtotal (Monetary Cost)	\$0	\$0	\$0	\$0	\$0	\$0
Quality of Life	\$0	\$0	\$0	\$0	\$0	\$0
<b>Total (Comprehensive Cost)</b>	<b>\$0</b>	<b>\$0</b>	<b>\$0</b>	<b>\$0</b>	<b>\$0</b>	<b>\$0</b>

	Fatal	Serious Injury	Moderate Injury	Minor Injury	Property Damage Only	Total
Medical Care	\$0	\$48,297	\$0	\$10,928	\$0	\$59,225
Work Loss	\$0	\$77,925	\$0	\$17,900	\$0	\$95,825
Public Services	\$0	\$338	\$0	\$310	\$0	\$648
Adjudication	\$0	\$16,933	\$0	\$3,868	\$0	\$20,801
Insurance Administration	\$0	\$19,448	\$0	\$5,458	\$0	\$24,906
Congestion & Environmental	\$0	\$1,376	\$0	\$2,516	\$0	\$3,892
Subtotal (Monetary Cost)	\$0	\$164,317	\$0	\$40,980	\$0	\$205,297
Quality of Life	\$0	\$899,482	\$0	\$270,224	\$0	\$1,169,706
<b>Total (Comprehensive Cost)</b>	<b>\$0</b>	<b>\$1,063,799</b>	<b>\$0</b>	<b>\$311,204</b>	<b>\$0</b>	<b>\$1,375,003</b>

Crash Casualties



Crash Costs



# Saginaw County Traffic Crashes and Crime

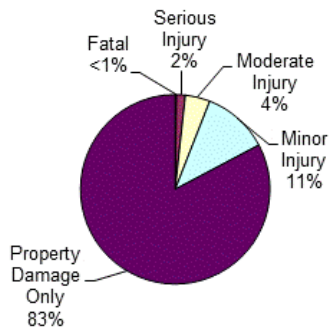
Crash Casualty Severity	Crash Casualties	Crash Costs
Fatal	18	\$187,102,494
Serious Injury	134	\$125,389,696
Moderate Injury	375	\$72,912,375
Minor Injury	999	\$100,589,310
Property Damage Only	7,319	\$65,497,731
<b>Total</b>	<b>8,845</b>	<b>\$551,491,606</b>
Average cost of crash casualty		\$62,351

Index Crime Category	Number of Crimes	Crime Costs
Murder	26	\$257,644,114
Rape	115	\$65,032,845
Aggravated Assault	1,015	\$47,246,220
Robbery	86	\$3,997,452
Larceny	1,617	\$6,922,377
Burglary	421	\$1,793,881
Motor Vehicle Theft	249	\$2,564,949
<b>Total</b>	<b>3,529</b>	<b>\$385,201,838</b>
Average cost of index crime		\$109,153

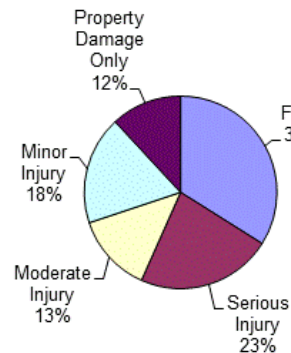
Costs of Crashes in Saginaw County (2021 dollars)						
	Fatal	Serious Injury	Moderate Injury	Minor Injury	Property Damage Only	Total
Medical Care	\$305,280	\$5,370,586	\$2,640,375	\$3,602,394	\$1,346,696	\$13,265,331
Work Loss	\$23,526,918	\$9,243,320	\$4,935,000	\$6,482,511	\$2,964,195	\$47,151,944
Public Services	\$19,620	\$44,622	\$63,000	\$119,880	\$351,312	\$598,434
Adjudication & Sanctioning	\$2,333,322	\$1,956,936	\$1,014,750	\$1,344,654	\$468,416	\$7,118,078
Insurance Administration	\$617,166	\$1,670,846	\$1,450,125	\$2,274,723	\$2,795,858	\$8,808,718
Congestion & Environmental	\$131,976	\$241,870	\$665,250	\$1,774,224	\$13,064,415	\$15,877,735
Property Damage & Loss	\$280,944	\$1,665,888	\$3,488,250	\$6,964,029	\$18,055,973	\$30,455,084
Subtotal (Monetary Cost)	\$27,215,226	\$20,194,068	\$14,256,750	\$22,562,415	\$39,046,865	\$123,275,324
Quality of Life	\$159,887,268	\$105,195,628	\$58,655,625	\$78,026,895	\$26,450,866	\$428,216,282
<b>Total (Comprehensive Cost)</b>	<b>\$187,102,494</b>	<b>\$125,389,696</b>	<b>\$72,912,375</b>	<b>\$100,589,310</b>	<b>\$65,497,731</b>	<b>\$551,491,606</b>

Costs of Index Crimes in Saginaw County (2021 dollars)								
	Murder	Rape	Aggravated Assault	Robbery	Larceny	Burglary	Motor Vehicle Theft	Total
Medical Care	\$335,218	\$388,010	\$2,146,725	\$170,538	\$0	\$0	\$0	\$3,040,491
Mental Health	\$315,250	\$757,275	\$414,120	\$17,114	\$0	\$0	\$0	\$1,503,759
Work Loss	\$30,166,708	\$819,605	\$2,310,140	\$396,116	\$50,127	\$16,419	\$29,133	\$33,788,248
Public Services	\$2,724,410	\$87,515	\$2,475,585	\$68,112	\$852,159	\$152,402	\$113,295	\$6,473,478
Adjudication & Sanctioning	\$12,715,196	\$5,202,370	\$6,084,925	\$1,246,742	\$4,196,115	\$324,591	\$495,510	\$30,265,449
Property Damage & Loss	\$5,486	\$21,735	\$85,260	\$118,422	\$1,823,976	\$1,300,469	\$1,927,011	\$5,282,359
Subtotal (Monetary Cost)	\$46,262,268	\$7,276,510	\$13,516,755	\$2,017,044	\$6,922,377	\$1,793,881	\$2,564,949	\$80,353,784
Quality of Life	\$211,381,846	\$57,756,335	\$33,729,465	\$1,980,408	\$0	\$0	\$0	\$304,848,054
<b>Total (Comprehensive Costs)</b>	<b>\$257,644,114</b>	<b>\$65,032,845</b>	<b>\$47,246,220</b>	<b>\$3,997,452</b>	<b>\$6,922,377</b>	<b>\$1,793,881</b>	<b>\$2,564,949</b>	<b>\$385,201,838</b>

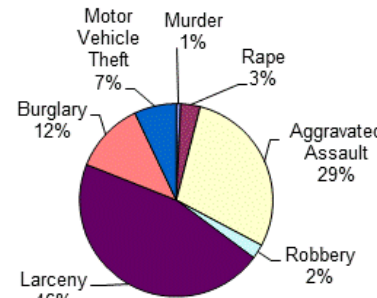
Crash Casualties



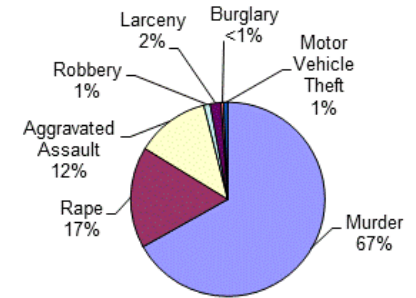
Crash Costs



Index Crimes



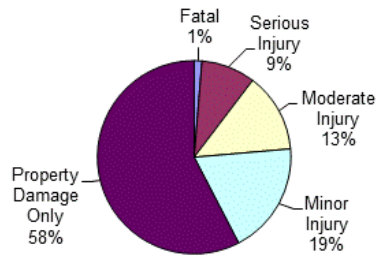
Index Crime Costs



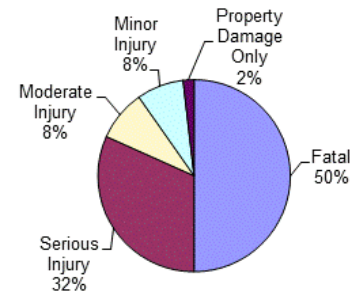
# Saginaw County Alcohol-Involved Crashes

Crash Casualty Severity	Crash Casualties	Crash Costs
Fatal	4	\$46,039,800
Serious Injury	28	\$29,172,472
Moderate Injury	41	\$7,877,992
Minor Injury	58	\$7,282,380
Property Damage Only	178	\$1,686,372
<b>Total</b>	<b>309</b>	<b>\$92,059,016</b>
Average cost of crash casualty		\$297,926

Crash Casualties



Crash Costs

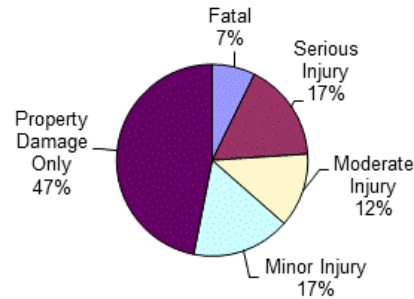


Costs of Alcohol-Involved Crashes in Saginaw County (2021 dollars)						
	Fatal	Serious Injury	Moderate Injury	Minor Injury	Property Damage Only	Total
Medical Care	\$67,840	\$1,250,032	\$268,386	\$250,328	\$37,380	\$1,873,966
Work Loss	\$6,259,044	\$2,099,972	\$505,899	\$443,526	\$77,786	\$9,386,227
Public Services	\$4,360	\$9,604	\$6,806	\$7,482	\$8,722	\$36,974
Adjudication & Sanctioning	\$518,516	\$464,800	\$112,709	\$98,890	\$14,596	\$1,209,511
Insurance Administration	\$137,148	\$384,188	\$178,186	\$172,956	\$77,430	\$949,908
Congestion & Environmental	\$29,328	\$50,596	\$102,834	\$315,594	\$317,730	\$816,082
Property Damage & Loss	\$62,432	\$352,800	\$385,646	\$452,052	\$453,900	\$1,706,830
<b>Subtotal (Monetary Cost)</b>	<b>\$7,078,668</b>	<b>\$4,611,992</b>	<b>\$1,560,466</b>	<b>\$1,740,828</b>	<b>\$987,544</b>	<b>\$15,979,498</b>
Quality of Life	\$38,961,132	\$24,560,480	\$6,317,526	\$5,541,552	\$698,828	\$76,079,518
<b>Total (Comprehensive Cost)</b>	<b>\$46,039,800</b>	<b>\$29,172,472</b>	<b>\$7,877,992</b>	<b>\$7,282,380</b>	<b>\$1,686,372</b>	<b>\$92,059,016</b>

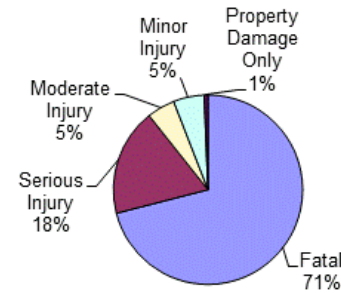
# Saginaw County Drug-Involved Crashes

Crash Casualty Severity	Crash Casualties	Crash Costs
Fatal	7	\$80,569,650
Serious Injury	16	\$20,765,152
Moderate Injury	12	\$5,409,444
Minor Injury	16	\$6,003,792
Property Damage Only	45	\$714,465
<b>Total</b>	<b>96</b>	<b>\$113,462,503</b>
Average cost of crash casualty	\$1,181,901	

Crash Casualties



Crash Costs



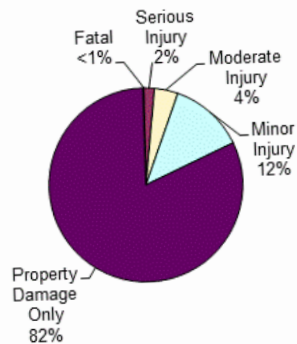
Costs of Drug-Involved Crashes in Saginaw County (2021 dollars)						
	Fatal	Serious Injury	Moderate Injury	Minor Injury	Property Damage Only	Total
Medical Care	\$118,720	\$868,256	\$197,712	\$218,544	\$18,765	\$1,421,997
Work Loss	\$10,953,327	\$1,479,344	\$378,072	\$410,048	\$38,790	\$13,259,581
Public Services	\$7,630	\$6,208	\$2,700	\$3,104	\$2,385	\$22,027
Adjudication & Sanctioning	\$907,403	\$323,664	\$80,976	\$88,624	\$7,920	\$1,408,587
Insurance Administration	\$240,009	\$271,072	\$93,288	\$103,792	\$25,335	\$733,496
Congestion & Environmental	\$51,324	\$29,056	\$21,408	\$28,560	\$80,325	\$210,673
Property Damage & Loss	\$109,256	\$217,728	\$127,500	\$147,232	\$122,265	\$723,981
<b>Subtotal (Monetary Cost)</b>	<b>\$12,387,669</b>	<b>\$3,195,328</b>	<b>\$901,656</b>	<b>\$999,904</b>	<b>\$295,785</b>	<b>\$17,780,342</b>
Quality of Life	\$68,181,981	\$17,569,824	\$4,507,788	\$5,003,888	\$418,680	\$95,682,161
<b>Total (Comprehensive Cost)</b>	<b>\$80,569,650</b>	<b>\$20,765,152</b>	<b>\$5,409,444</b>	<b>\$6,003,792</b>	<b>\$714,465</b>	<b>\$113,462,503</b>



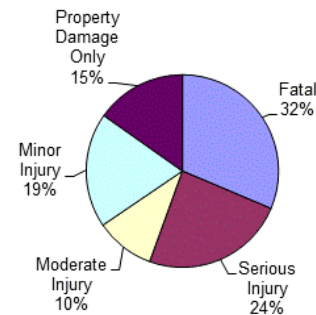
# Saginaw County Young Driver Crashes (<21)

Crash Casualty Severity	Crash Casualties	Crash Costs
Fatal	3	\$31,183,749
Serious Injury	32	\$24,039,264
Moderate Injury	71	\$9,910,251
Minor Injury	227	\$19,152,898
Property Damage Only	1,482	\$15,144,558
<b>Total</b>	<b>1,815</b>	<b>\$99,430,720</b>
Average cost of crash casualty		\$54,783

Crash Casualties



Crash Costs

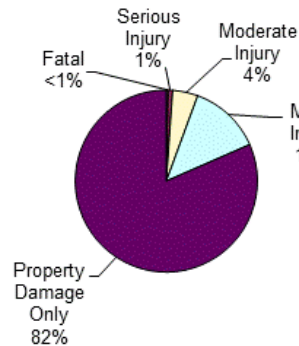


Costs of Young Driver Crashes in Saginaw County (2021 dollars)						
	Fatal	Serious Injury	Moderate Injury	Minor Injury	Property Damage Only	Total
Medical Care	\$50,880	\$1,014,272	\$341,368	\$711,191	\$346,788	\$2,464,499
Work Loss	\$3,921,153	\$1,728,224	\$655,614	\$1,255,537	\$702,468	\$8,262,996
Public Services	\$3,270	\$9,472	\$11,289	\$27,467	\$75,582	\$127,080
Adjudication	\$388,887	\$367,328	\$133,693	\$262,412	\$118,560	\$1,270,880
Insurance Administration	\$102,861	\$329,856	\$225,922	\$474,657	\$635,778	\$1,769,074
Congestion & Environmental	\$21,996	\$57,568	\$125,883	\$402,471	\$2,645,370	\$3,253,288
Property Damage & Loss	\$46,824	\$373,472	\$644,467	\$1,644,842	\$3,951,012	\$6,660,617
<b>Subtotal (Monetary Cost)</b>	<b>\$4,535,871</b>	<b>\$3,880,192</b>	<b>\$2,138,236</b>	<b>\$4,778,577</b>	<b>\$8,475,558</b>	<b>\$23,808,434</b>
Quality of Life	\$26,647,878	\$20,159,072	\$7,772,015	\$14,374,321	\$6,669,000	\$75,622,286
<b>Total (Comprehensive Cost)</b>	<b>\$31,183,749</b>	<b>\$24,039,264</b>	<b>\$9,910,251</b>	<b>\$19,152,898</b>	<b>\$15,144,558</b>	<b>\$99,430,720</b>

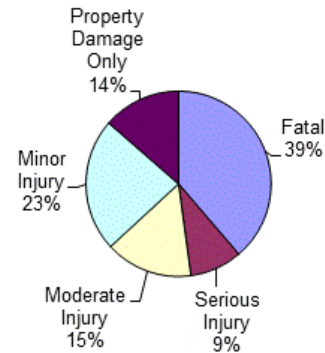
# Saginaw County Older Driver Crashes (65+)

Crash Casualty Severity	Crash Casualties	Crash Costs
Fatal	6	\$62,367,498
Serious Injury	15	\$14,718,270
Moderate Injury	84	\$24,639,216
Minor Injury	240	\$37,429,680
Property Damage Only	1,526	\$21,920,990
<b>Total</b>	<b>1,871</b>	<b>\$161,075,654</b>
Average cost of crash casualty		\$86,091

Crash Casualties



Crash Costs

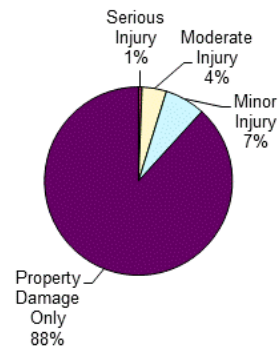


Costs of Older Driver Crashes in Saginaw County (2021 dollars)						
	Fatal	Serious Injury	Moderate Injury	Minor Injury	Property Damage Only	Total
Medical Care	\$101,760	\$616,050	\$890,064	\$1,346,640	\$596,666	\$3,551,180
Work Loss	\$7,842,306	\$1,066,635	\$1,694,784	\$2,509,920	\$1,121,610	\$14,235,255
Public Services	\$6,540	\$5,085	\$15,960	\$33,360	\$82,404	\$143,349
Adjudication	\$777,774	\$225,240	\$346,080	\$515,280	\$207,536	\$2,071,910
Insurance Administration	\$205,722	\$199,200	\$437,220	\$744,960	\$784,364	\$2,371,466
Congestion & Environmental	\$43,992	\$27,075	\$149,520	\$426,480	\$2,722,384	\$3,369,451
Property Damage & Loss	\$93,648	\$195,225	\$810,012	\$1,834,560	\$4,382,672	\$7,316,117
<b>Subtotal (Monetary Cost)</b>	<b>\$9,071,742</b>	<b>\$2,334,510</b>	<b>\$4,343,640</b>	<b>\$7,411,200</b>	<b>\$9,897,636</b>	<b>\$33,058,728</b>
Quality of Life	\$53,295,756	\$12,383,760	\$20,295,576	\$30,018,480	\$12,023,354	\$128,016,926
<b>Total (Comprehensive Cost)</b>	<b>\$62,367,498</b>	<b>\$14,718,270</b>	<b>\$24,639,216</b>	<b>\$37,429,680</b>	<b>\$21,920,990</b>	<b>\$161,075,654</b>

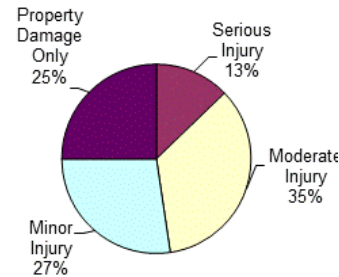
# Saginaw County Medium/Large Truck Crashes

Crash Casualty Severity	Crash Casualties	Crash Costs
Fatal	0	\$0
Serious Injury	2	\$1,746,280
Moderate Injury	14	\$4,756,416
Minor Injury	23	\$3,725,632
Property Damage Only	292	\$3,414,940
<b>Total</b>	<b>331</b>	<b>\$13,643,268</b>
Average cost of crash casualty		\$41,218

Crash Casualties



Crash Costs



Costs of Medium/Large Truck Crashes in Saginaw County (2021 dollars)						
	Fatal	Serious Injury	Moderate Injury	Minor Injury	Property Damage Only	Total
Medical Care	\$0	\$80,962	\$241,710	\$182,091	\$105,996	\$610,759
Work Loss	\$0	\$250,788	\$747,292	\$525,136	\$850,596	\$2,373,812
Public Services	\$0	\$642	\$2,450	\$4,416	\$13,724	\$21,232
Adjudication	\$0	\$29,022	\$39,676	\$34,546	\$46,428	\$149,672
Insurance Administration	\$0	\$22,798	\$51,100	\$51,290	\$160,016	\$285,204
Congestion & Environmental	\$0	\$3,734	\$25,690	\$42,251	\$539,324	\$610,999
Property Damage & Loss	\$0	\$21,446	\$114,982	\$143,865	\$840,960	\$1,121,253
<b>Subtotal (Monetary Cost)</b>	<b>\$0</b>	<b>\$409,392</b>	<b>\$1,222,900</b>	<b>\$983,595</b>	<b>\$2,557,044</b>	<b>\$5,172,931</b>
Quality of Life	\$0	\$1,336,888	\$3,533,516	\$2,742,037	\$857,896	\$8,470,337
<b>Total (Comprehensive Cost)</b>	<b>\$0</b>	<b>\$1,746,280</b>	<b>\$4,756,416</b>	<b>\$3,725,632</b>	<b>\$3,414,940</b>	<b>\$13,643,268</b>

# Saginaw County Motorcycle Crashes

Injury Severity	Motorcyclist Crash Victims	Motorcyclist Victim Costs
Fatal	2	\$21,458,136
Serious Injury	13	\$12,629,123
Moderate Injury	36	\$9,586,944
Minor Injury	16	\$3,737,904
Property Damage Only	19	\$954,978
<b>Total</b>	<b>86</b>	<b>\$48,367,085</b>
Average cost of crash casualty		\$562,408

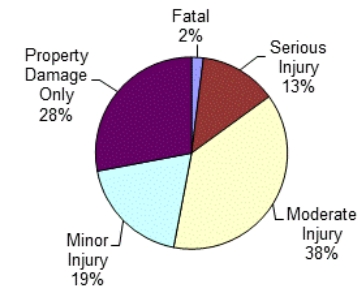
Injury Severity	Non-motorcyclist Crash Victims	Non-motorcyclist Victim Costs
Fatal	0	\$0
Serious Injury	0	\$0
Moderate Injury	2	\$388,866
Minor Injury	3	\$302,070
Property Damage Only	9	\$53,433
<b>Total</b>	<b>14</b>	<b>\$744,369</b>
Average cost of crash casualty		\$53,169

Motorcyclist Victim Costs in Motorcycle Crashes in Saginaw County (2021 dollars)						
	Fatal	Serious Injury	Moderate Injury	Minor Injury	Property Damage Only	Total
Medical Care	\$39,360	\$526,266	\$341,604	\$132,960	\$29,526	\$1,069,716
Work Loss	\$2,955,754	\$952,627	\$690,552	\$268,816	\$60,439	\$4,928,188
Public Services	\$2,180	\$4,407	\$6,948	\$2,960	\$1,615	\$18,110
Adjudication	\$259,258	\$198,458	\$138,780	\$54,048	\$12,027	\$662,571
Insurance Administration	\$64,976	\$167,531	\$176,148	\$70,928	\$26,486	\$506,069
Congestion & Environmental	\$14,664	\$17,784	\$47,808	\$21,248	\$25,289	\$126,793
Property Damage & Loss	\$44,606	\$155,324	\$343,008	\$148,288	\$108,129	\$799,355
<b>Subtotal (Monetary Cost)</b>	<b>\$3,380,798</b>	<b>\$2,022,397</b>	<b>\$1,744,848</b>	<b>\$699,248</b>	<b>\$263,511</b>	<b>\$8,110,802</b>
Quality of Life	\$18,077,338	\$10,606,726	\$7,842,096	\$3,038,656	\$691,467	\$40,256,283
<b>Total (Comprehensive Cost)</b>	<b>\$21,458,136</b>	<b>\$12,629,123</b>	<b>\$9,586,944</b>	<b>\$3,737,904</b>	<b>\$954,978</b>	<b>\$48,367,085</b>

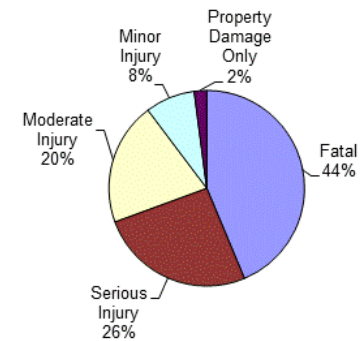
Non-motorcyclist Victim Costs in Motorcycle Crashes in Saginaw County (2021 dollars)						
	Fatal	Serious Injury	Moderate Injury	Minor Injury	Property Damage Only	Total
Medical Care	\$0	\$0	\$14,082	\$10,818	\$0	\$24,900
Work Loss	\$0	\$0	\$26,320	\$19,467	\$1,107	\$46,894
Public Services	\$0	\$0	\$336	\$360	\$225	\$921
Adjudication	\$0	\$0	\$5,412	\$4,038	\$0	\$9,450
Insurance Administration	\$0	\$0	\$7,734	\$6,831	\$3,906	\$18,471
Congestion & Environmental	\$0	\$0	\$3,548	\$5,328	\$16,083	\$24,959
Property Damage & Loss	\$0	\$0	\$18,604	\$20,913	\$32,112	\$71,629
<b>Subtotal (Monetary Cost)</b>	<b>\$0</b>	<b>\$0</b>	<b>\$76,036</b>	<b>\$67,755</b>	<b>\$53,433</b>	<b>\$197,224</b>
Quality of Life	\$0	\$0	\$312,830	\$234,315	\$0	\$547,145
<b>Total (Comprehensive Cost)</b>	<b>\$0</b>	<b>\$0</b>	<b>\$388,866</b>	<b>\$302,070</b>	<b>\$53,433</b>	<b>\$744,369</b>

Costs of Motorcycle Crashes in Saginaw County (2021 dollars)						
	Fatal	Serious Injury	Moderate Injury	Minor Injury	Property Damage Only	Total
Medical Care	\$39,360	\$526,266	\$355,686	\$143,778	\$29,526	\$1,094,616
Work Loss	\$2,955,754	\$952,627	\$716,872	\$288,283	\$61,546	\$4,975,082
Public Services	\$2,180	\$4,407	\$7,284	\$3,320	\$1,840	\$19,031
Adjudication	\$259,258	\$198,458	\$144,192	\$58,086	\$12,027	\$672,021
Insurance Administration	\$64,976	\$167,531	\$183,882	\$77,759	\$30,392	\$524,540
Congestion & Environmental	\$14,664	\$17,784	\$51,356	\$26,576	\$41,372	\$151,752
Property Damage & Loss	\$44,606	\$155,324	\$361,612	\$169,201	\$140,241	\$870,984
<b>Subtotal (Monetary Cost)</b>	<b>\$3,380,798</b>	<b>\$2,022,397</b>	<b>\$1,820,884</b>	<b>\$767,003</b>	<b>\$316,944</b>	<b>\$8,308,026</b>
Quality of Life	\$18,077,338	\$10,606,726	\$8,154,926	\$3,272,971	\$691,467	\$40,803,428
<b>Total (Comprehensive Cost)</b>	<b>\$21,458,136</b>	<b>\$12,629,123</b>	<b>\$9,975,810</b>	<b>\$4,039,974</b>	<b>\$1,008,411</b>	<b>\$49,111,454</b>

Crash Casualties



Crash Costs



# Saginaw County Bicycle Crashes

Injury Severity	Bicyclist Crash Victims	Bicyclist Victim Costs
Fatal	1	\$9,720,902
Serious Injury	7	\$6,544,678
Moderate Injury	4	\$792,184
Minor Injury	8	\$1,015,136
Property Damage Only	3	\$41,028
<b>Total</b>	<b>23</b>	<b>\$18,113,928</b>
Average cost of crash casualty	\$787,562	

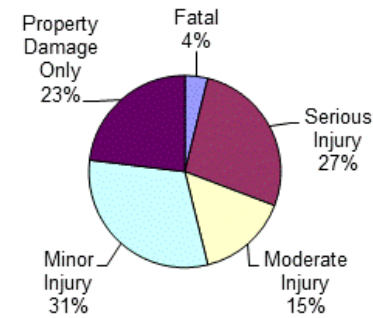
Injury Severity	Non-bicyclist Crash Victims	Non-bicyclist Victim Costs
Fatal	0	\$0
Serious Injury	0	\$0
Moderate Injury	0	\$0
Minor Injury	0	\$0
Property Damage Only	3	\$26,847
<b>Total</b>	<b>3</b>	<b>\$26,847</b>
Average cost of crash casualty	\$8,949	

Bicyclist Victim Costs in Bicycle Crashes in Saginaw County (2021 dollars)						
	Fatal	Serious Injury	Moderate Injury	Minor Injury	Property Damage Only	Total
Medical Care	\$25,971	\$283,696	\$27,596	\$34,176	\$1,392	\$372,831
Work Loss	\$1,189,275	\$531,034	\$56,940	\$66,808	\$2,487	\$1,846,544
Public Services	\$1,090	\$2,366	\$720	\$1,240	\$63	\$5,479
Adjudication	\$235,689	\$108,311	\$11,328	\$13,536	\$519	\$369,383
Insurance Administration	\$48,594	\$123,459	\$15,696	\$19,496	\$744	\$207,989
Congestion & Environmental	\$7,332	\$9,632	\$5,264	\$10,064	\$534	\$32,826
Property Damage & Loss	\$250	\$1,750	\$992	\$1,904	\$102	\$4,998
Subtotal (Monetary Cost)	\$1,508,201	\$1,060,248	\$118,536	\$147,224	\$5,841	\$2,840,050
Quality of Life	\$8,212,701	\$5,484,430	\$673,648	\$867,912	\$35,187	\$15,273,878
<b>Total (Comprehensive Cost)</b>	<b>\$9,720,902</b>	<b>\$6,544,678</b>	<b>\$792,184</b>	<b>\$1,015,136</b>	<b>\$41,028</b>	<b>\$18,113,928</b>

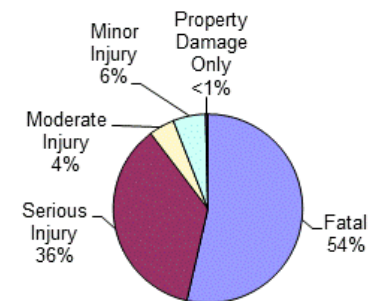
Non-bicyclist Victim Costs in Bicycle Crashes in Saginaw County (2021 dollars)						
	Fatal	Serious Injury	Moderate Injury	Minor Injury	Property Damage Only	Total
Medical Care	\$0	\$0	\$0	\$0	\$552	\$552
Work Loss	\$0	\$0	\$0	\$0	\$1,215	\$1,215
Public Services	\$0	\$0	\$0	\$0	\$144	\$144
Adjudication	\$0	\$0	\$0	\$0	\$192	\$192
Insurance Administration	\$0	\$0	\$0	\$0	\$1,146	\$1,146
Congestion & Environmental	\$0	\$0	\$0	\$0	\$5,355	\$5,355
Property Damage & Loss	\$0	\$0	\$0	\$0	\$7,401	\$7,401
Subtotal (Monetary Cost)	\$0	\$0	\$0	\$0	\$16,005	\$16,005
Quality of Life	\$0	\$0	\$0	\$0	\$10,842	\$10,842
<b>Total (Comprehensive Cost)</b>	<b>\$0</b>	<b>\$0</b>	<b>\$0</b>	<b>\$0</b>	<b>\$26,847</b>	<b>\$26,847</b>

Costs of Bicycle Crashes in Saginaw County (2021 dollars)						
	Fatal	Serious Injury	Moderate Injury	Minor Injury	Property Damage Only	Total
Medical Care	\$25,971	\$283,696	\$27,596	\$34,176	\$1,944	\$373,383
Work Loss	\$1,189,275	\$531,034	\$56,940	\$66,808	\$3,702	\$1,847,759
Public Services	\$1,090	\$2,366	\$720	\$1,240	\$207	\$5,623
Adjudication	\$235,689	\$108,311	\$11,328	\$13,536	\$711	\$369,575
Insurance Administration	\$48,594	\$123,459	\$15,696	\$19,496	\$1,890	\$209,135
Congestion & Environmental	\$7,332	\$9,632	\$5,264	\$10,064	\$5,889	\$38,181
Property Damage & Loss	\$250	\$1,750	\$992	\$1,904	\$7,503	\$12,399
Subtotal (Monetary Cost)	\$1,508,201	\$1,060,248	\$118,536	\$147,224	\$21,846	\$2,856,055
Quality of Life	\$8,212,701	\$5,484,430	\$673,648	\$867,912	\$46,029	\$15,284,720
<b>Total (Comprehensive Cost)</b>	<b>\$9,720,902</b>	<b>\$6,544,678</b>	<b>\$792,184</b>	<b>\$1,015,136</b>	<b>\$67,875</b>	<b>\$18,140,775</b>

Crash Casualties



Crash Costs



# Saginaw County Pedestrian Crashes

Injury Severity	Pedestrian Crash Victims	Pedestrian Victim Costs
Fatal	4	\$38,937,404
Serious Injury	12	\$12,765,588
Moderate Injury	10	\$2,466,100
Minor Injury	16	\$2,489,632
Property Damage Only	6	\$95,568
<b>Total</b>	<b>48</b>	<b>\$56,754,292</b>
Average cost of crash casualty	\$1,182,381	

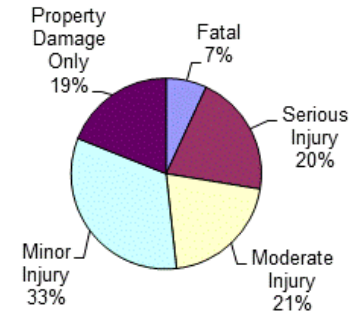
Injury Severity	Non-pedestrian Crash Victims	Non-pedestrian Victim Costs
Fatal	0	\$0
Serious Injury	0	\$0
Moderate Injury	2	\$370,262
Minor Injury	3	\$281,157
Property Damage Only	5	\$32,410
<b>Total</b>	<b>10</b>	<b>\$683,829</b>
Average cost of crash casualty	\$68,383	

Pedestrian Victim Costs in Pedestrian Crashes in Saginaw County (2021 dollars)						
	Fatal	Serious Injury	Moderate Injury	Minor Injury	Property Damage Only	Total
Medical Care	\$90,428	\$579,564	\$91,330	\$87,424	\$3,348	\$852,094
Work Loss	\$4,748,724	\$935,100	\$155,320	\$143,200	\$5,016	\$5,987,360
Public Services	\$4,360	\$4,056	\$1,800	\$2,480	\$126	\$12,822
Adjudication	\$518,516	\$203,196	\$33,120	\$30,944	\$1,122	\$786,898
Insurance Administration	\$194,376	\$233,376	\$45,140	\$43,664	\$1,566	\$518,122
Congestion & Environmental	\$29,328	\$16,512	\$13,160	\$20,128	\$1,068	\$80,196
Subtotal (Monetary Cost)	\$5,585,732	\$1,971,804	\$339,870	\$327,840	\$12,246	\$8,237,492
Quality of Life	\$33,351,672	\$10,793,784	\$2,126,230	\$2,161,792	\$83,322	\$48,516,800
<b>Total (Comprehensive Cost)</b>	<b>\$38,937,404</b>	<b>\$12,765,588</b>	<b>\$2,466,100</b>	<b>\$2,489,632</b>	<b>\$95,568</b>	<b>\$56,754,292</b>

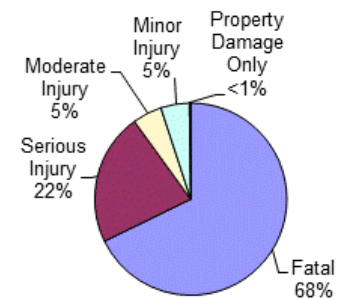
Non-pedestrian Victim in Pedestrian Crashes in Saginaw County (2021 dollars)						
	Fatal	Serious Injury	Moderate Injury	Minor Injury	Property Damage Only	Total
Medical Care	\$0	\$0	\$14,082	\$10,818	\$920	\$25,820
Work Loss	\$0	\$0	\$26,320	\$19,467	\$2,025	\$47,812
Public Services	\$0	\$0	\$336	\$360	\$240	\$936
Adjudication	\$0	\$0	\$5,412	\$4,038	\$320	\$9,770
Insurance Administration	\$0	\$0	\$7,734	\$6,831	\$1,910	\$16,475
Congestion & Environmental	\$0	\$0	\$3,548	\$5,328	\$8,925	\$17,801
Subtotal (Monetary Cost)	\$0	\$0	\$57,432	\$46,842	\$14,340	\$118,614
Quality of Life	\$0	\$0	\$312,830	\$234,315	\$18,070	\$565,215
<b>Total (Comprehensive Cost)</b>	<b>\$0</b>	<b>\$0</b>	<b>\$370,262</b>	<b>\$281,157</b>	<b>\$32,410</b>	<b>\$683,829</b>

Costs of Pedestrian Crashes in Saginaw County (2021 dollars)						
	Fatal	Serious Injury	Moderate Injury	Minor Injury	Property Damage Only	Total
Medical Care	\$90,428	\$579,564	\$105,412	\$98,242	\$4,268	\$877,914
Work Loss	\$4,748,724	\$935,100	\$181,640	\$162,667	\$7,041	\$6,035,172
Public Services	\$4,360	\$4,056	\$2,136	\$2,840	\$366	\$13,758
Adjudication	\$518,516	\$203,196	\$38,532	\$34,982	\$1,442	\$796,668
Insurance Administration	\$194,376	\$233,376	\$52,874	\$50,495	\$3,476	\$534,597
Congestion & Environmental	\$29,328	\$16,512	\$16,708	\$25,456	\$9,993	\$97,997
Subtotal (Monetary Cost)	\$5,585,732	\$1,971,804	\$397,302	\$374,682	\$26,586	\$8,356,106
Quality of Life	\$33,351,672	\$10,793,784	\$2,439,060	\$2,396,107	\$101,392	\$49,082,015
<b>Total (Comprehensive Cost)</b>	<b>\$38,937,404</b>	<b>\$12,765,588</b>	<b>\$2,836,362</b>	<b>\$2,770,789</b>	<b>\$127,978</b>	<b>\$57,438,121</b>

Crash Casualties



Crash Costs



# St. Clair County Traffic Crashes and Crime

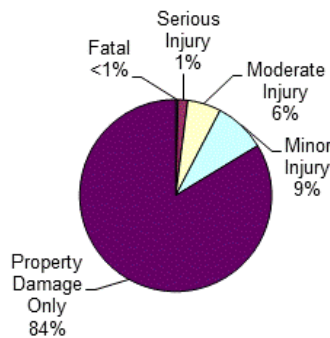
Crash Casualty Severity	Crash Casualties	Crash Costs
Fatal	21	\$218,286,243
Serious Injury	89	\$83,281,216
Moderate Injury	309	\$60,079,797
Minor Injury	472	\$47,525,680
Property Damage Only	4,571	\$40,905,879
<b>Total</b>	<b>5,462</b>	<b>\$450,078,815</b>
Average cost of crash casualty		\$82,402

Index Crime Category	Number of Crimes	Crime Costs
Murder	3	\$29,728,167
Rape	68	\$38,454,204
Aggravated Assault	328	\$15,267,744
Robbery	18	\$836,676
Larceny	954	\$4,084,074
Burglary	250	\$1,065,250
Motor Vehicle Theft	101	\$1,040,401
<b>Total</b>	<b>1,722</b>	<b>\$90,476,516</b>
Average cost of index crime		\$52,542

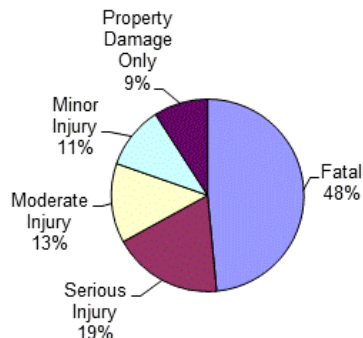
Costs of Crashes in St. Clair County (2021 dollars)						
	Fatal	Serious Injury	Moderate Injury	Minor Injury	Property Damage Only	Total
Medical Care	\$356,160	\$3,567,031	\$2,175,669	\$1,702,032	\$841,064	\$8,641,956
Work Loss	\$27,448,071	\$6,139,220	\$4,066,440	\$3,062,808	\$1,851,255	\$42,567,794
Public Services	\$22,890	\$29,637	\$51,912	\$56,640	\$219,408	\$380,487
Adjudication & Sanctioning	\$2,722,209	\$1,299,756	\$836,154	\$635,312	\$292,544	\$5,785,975
Insurance Administration	\$720,027	\$1,109,741	\$1,194,903	\$1,074,744	\$1,746,122	\$5,845,537
Congestion & Environmental	\$153,972	\$160,645	\$548,166	\$838,272	\$8,159,235	\$9,860,290
Property Damage & Loss	\$327,768	\$1,106,448	\$2,874,318	\$3,290,312	\$11,276,657	\$18,875,503
<b>Subtotal (Monetary Cost)</b>	<b>\$31,751,097</b>	<b>\$13,412,478</b>	<b>\$11,747,562</b>	<b>\$10,660,120</b>	<b>\$24,386,285</b>	<b>\$91,957,542</b>
Quality of Life	\$186,535,146	\$69,868,738	\$48,332,235	\$36,865,560	\$16,519,594	\$358,121,273
<b>Total (Comprehensive Cost)</b>	<b>\$218,286,243</b>	<b>\$83,281,216</b>	<b>\$60,079,797</b>	<b>\$47,525,680</b>	<b>\$40,905,879</b>	<b>\$450,078,815</b>

Costs of Index Crimes in St. Clair County (2021 dollars)								
	Murder	Rape	Aggravated Assault	Robbery	Larceny	Burglary	Motor Vehicle Theft	Total
Medical Care	\$38,679	\$229,432	\$693,720	\$35,694	\$0	\$0	\$0	\$997,525
Mental Health	\$36,375	\$447,780	\$133,824	\$3,582	\$0	\$0	\$0	\$621,561
Work Loss	\$3,480,774	\$484,636	\$746,528	\$82,908	\$29,574	\$9,750	\$11,817	\$4,845,987
Public Services	\$314,355	\$51,748	\$799,992	\$14,256	\$502,758	\$90,500	\$45,955	\$1,819,564
Adjudication & Sanctioning	\$1,467,138	\$3,076,184	\$1,966,360	\$260,946	\$2,475,630	\$192,750	\$200,990	\$9,639,998
Property Damage & Loss	\$633	\$12,852	\$27,552	\$24,786	\$1,076,112	\$772,250	\$781,639	\$2,695,824
<b>Subtotal (Monetary Cost)</b>	<b>\$5,337,954</b>	<b>\$4,302,632</b>	<b>\$4,367,976</b>	<b>\$422,172</b>	<b>\$4,084,074</b>	<b>\$1,065,250</b>	<b>\$1,040,401</b>	<b>\$20,620,459</b>
Quality of Life	\$24,390,213	\$34,151,572	\$10,899,768	\$414,504	\$0	\$0	\$0	\$69,856,057
<b>Total (Comprehensive Costs)</b>	<b>\$29,728,167</b>	<b>\$38,454,204</b>	<b>\$15,267,744</b>	<b>\$836,676</b>	<b>\$4,084,074</b>	<b>\$1,065,250</b>	<b>\$1,040,401</b>	<b>\$90,476,516</b>

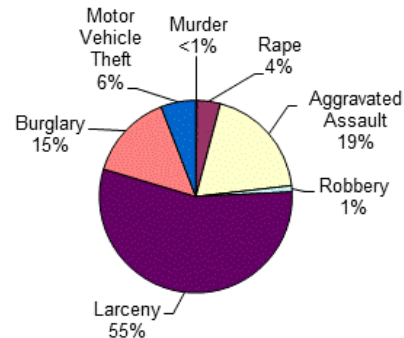
Crash Casualties



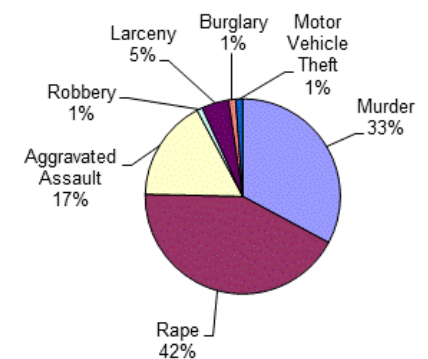
Crash Costs



Index Crimes



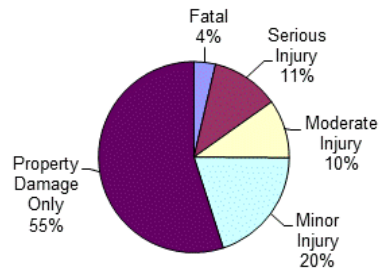
Index Crime Costs



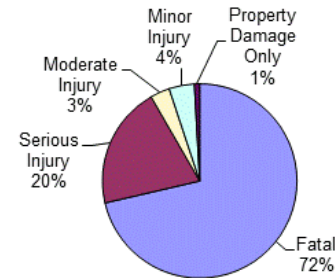
# St. Clair County Alcohol-Involved Crashes

Crash Casualty Severity	Crash Casualties	Crash Costs
Fatal	7	\$80,569,650
Serious Injury	22	\$22,921,228
Moderate Injury	19	\$3,670,496
Minor Injury	38	\$4,750,611
Property Damage Only	105	\$994,770
<b>Total</b>	<b>191</b>	<b>\$112,906,755</b>
Average cost of crash casualty		\$591,135

Crash Casualties



Crash Costs



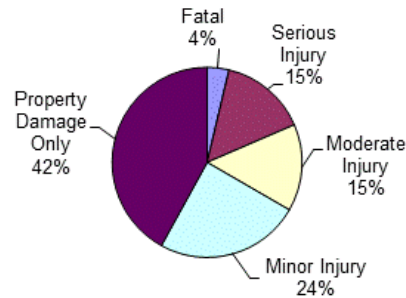
Costs of Alcohol-Involved Crashes in St. Clair County (2021 dollars)						
	Fatal	Serious Injury	Moderate Injury	Minor Injury	Property Damage Only	Total
Medical Care	\$118,720	\$982,168	\$124,374	\$164,008	\$22,050	\$1,411,320
Work Loss	\$10,953,327	\$1,649,978	\$234,441	\$290,586	\$45,885	\$13,174,217
Public Services	\$7,630	\$7,546	\$3,154	\$4,902	\$5,145	\$28,377
Adjudication & Sanctioning	\$907,403	\$365,200	\$52,231	\$64,790	\$8,610	\$1,398,234
Insurance Administration	\$240,009	\$301,862	\$82,574	\$113,316	\$45,675	\$783,436
Congestion & Environmental	\$51,324	\$39,754	\$67,374	\$186,165	\$187,425	\$532,042
Property Damage & Loss	\$109,256	\$277,200	\$178,714	\$296,172	\$267,750	\$1,129,092
<b>Subtotal (Monetary Cost)</b>	<b>\$12,387,669</b>	<b>\$3,623,708</b>	<b>\$742,862</b>	<b>\$1,119,939</b>	<b>\$582,540</b>	<b>\$18,456,718</b>
Quality of Life	\$68,181,981	\$19,297,520	\$2,927,634	\$3,630,672	\$412,230	\$94,450,037
<b>Total (Comprehensive Cost)</b>	<b>\$80,569,650</b>	<b>\$22,921,228</b>	<b>\$3,670,496</b>	<b>\$4,750,611</b>	<b>\$994,770</b>	<b>\$112,906,755</b>



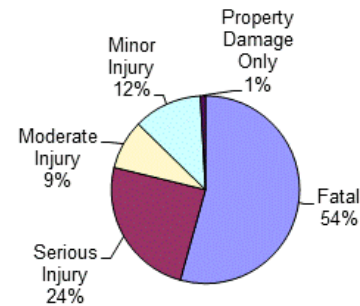
# St. Clair County Drug-Involved Crashes

Crash Casualty Severity	Crash Casualties	Crash Costs
Fatal	3	\$34,529,850
Serious Injury	12	\$15,573,864
Moderate Injury	12	\$5,409,444
Minor Injury	20	\$7,504,740
Property Damage Only	34	\$539,818
<b>Total</b>	<b>81</b>	<b>\$63,557,716</b>
Average cost of crash casualty	\$784,663	

Crash Casualties



Crash Costs



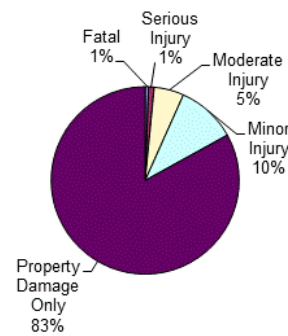
Costs of Drug-Involved Crashes in St. Clair County (2021 dollars)

	Fatal	Serious Injury	Moderate Injury	Minor Injury	Property Damage Only	Total
Medical Care	\$50,880	\$651,192	\$197,712	\$273,180	\$14,178	\$1,187,142
Work Loss	\$4,694,283	\$1,109,508	\$378,072	\$512,560	\$29,308	\$6,723,731
Public Services	\$3,270	\$4,656	\$2,700	\$3,880	\$1,802	\$16,308
Adjudication & Sanctioning	\$388,887	\$242,748	\$80,976	\$110,780	\$5,984	\$829,375
Insurance Administration	\$102,861	\$203,304	\$93,288	\$129,740	\$19,142	\$548,335
Congestion & Environmental	\$21,996	\$21,792	\$21,408	\$35,700	\$60,690	\$161,586
Property Damage & Loss	\$46,824	\$163,296	\$127,500	\$184,040	\$92,378	\$614,038
<b>Subtotal (Monetary Cost)</b>	<b>\$5,309,001</b>	<b>\$2,396,496</b>	<b>\$901,656</b>	<b>\$1,249,880</b>	<b>\$223,482</b>	<b>\$10,080,515</b>
Quality of Life	\$29,220,849	\$13,177,368	\$4,507,788	\$6,254,860	\$316,336	\$53,477,201
<b>Total (Comprehensive Cost)</b>	<b>\$34,529,850</b>	<b>\$15,573,864</b>	<b>\$5,409,444</b>	<b>\$7,504,740</b>	<b>\$539,818</b>	<b>\$63,557,716</b>

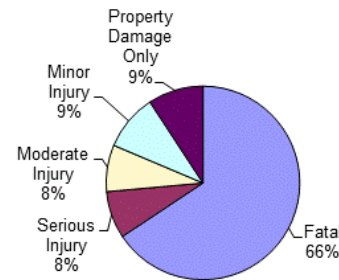
# St. Clair County Young Driver Crashes (<21)

Crash Casualty Severity	Crash Casualties	Crash Costs
Fatal	6	\$62,367,498
Serious Injury	10	\$7,512,270
Moderate Injury	53	\$7,397,793
Minor Injury	106	\$8,943,644
Property Damage Only	857	\$8,757,683
<b>Total</b>	<b>1,032</b>	<b>\$94,978,888</b>
Average cost of crash casualty		\$92,034

Crash Casualties



Crash Costs

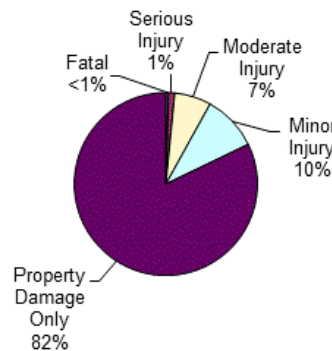


Costs of Young Driver Crashes in St. Clair County (2021 dollars)						
	Fatal	Serious Injury	Moderate Injury	Minor Injury	Property Damage Only	Total
Medical Care	\$101,760	\$316,960	\$254,824	\$332,098	\$200,538	\$1,206,180
Work Loss	\$7,842,306	\$540,070	\$489,402	\$586,286	\$406,218	\$9,864,282
Public Services	\$6,540	\$2,960	\$8,427	\$12,826	\$43,707	\$74,460
Adjudication	\$777,774	\$114,790	\$99,799	\$122,536	\$68,560	\$1,183,459
Insurance Administration	\$205,722	\$103,080	\$168,646	\$221,646	\$367,653	\$1,066,747
Congestion & Environmental	\$43,992	\$17,990	\$93,969	\$187,938	\$1,529,745	\$1,873,634
Property Damage & Loss	\$93,648	\$116,710	\$481,081	\$768,076	\$2,284,762	\$3,744,277
<b>Subtotal (Monetary Cost)</b>	<b>\$9,071,742</b>	<b>\$1,212,560</b>	<b>\$1,596,148</b>	<b>\$2,231,406</b>	<b>\$4,901,183</b>	<b>\$19,013,039</b>
Quality of Life	\$53,295,756	\$6,299,710	\$5,801,645	\$6,712,238	\$3,856,500	\$75,965,849
<b>Total (Comprehensive Cost)</b>	<b>\$62,367,498</b>	<b>\$7,512,270</b>	<b>\$7,397,793</b>	<b>\$8,943,644</b>	<b>\$8,757,683</b>	<b>\$94,978,888</b>

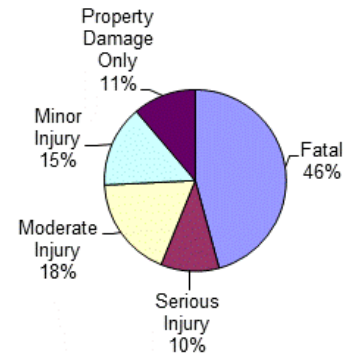
# St. Clair County Older Driver Crashes (65+)

Crash Casualty Severity	Crash Casualties	Crash Costs
Fatal	5	\$51,972,915
Serious Injury	12	\$11,774,616
Moderate Injury	70	\$20,532,680
Minor Injury	106	\$16,531,442
Property Damage Only	888	\$12,756,120
<b>Total</b>	<b>1,081</b>	<b>\$113,567,773</b>
Average cost of crash casualty		\$105,058

Crash Casualties



Crash Costs

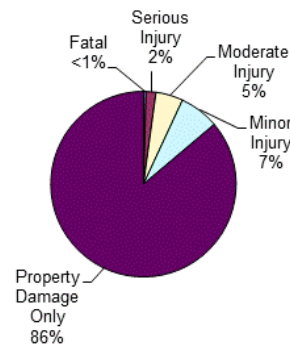


Costs of Older Driver Crashes in St. Clair County (2021 dollars)						
	Fatal	Serious Injury	Moderate Injury	Minor Injury	Property Damage Only	Total
Medical Care	\$84,800	\$492,840	\$741,720	\$594,766	\$347,208	\$2,261,334
Work Loss	\$6,535,255	\$853,308	\$1,412,320	\$1,108,548	\$652,680	\$10,562,111
Public Services	\$5,450	\$4,068	\$13,300	\$14,734	\$47,952	\$85,504
Adjudication	\$648,145	\$180,192	\$288,400	\$227,582	\$120,768	\$1,465,087
Insurance Administration	\$171,435	\$159,360	\$364,350	\$329,024	\$456,432	\$1,480,601
Congestion & Environmental	\$36,660	\$21,660	\$124,600	\$188,362	\$1,584,192	\$1,955,474
Property Damage & Loss	\$78,040	\$156,180	\$675,010	\$810,264	\$2,550,336	\$4,269,830
<b>Subtotal (Monetary Cost)</b>	<b>\$7,559,785</b>	<b>\$1,867,608</b>	<b>\$3,619,700</b>	<b>\$3,273,280</b>	<b>\$5,759,568</b>	<b>\$22,079,941</b>
Quality of Life	\$44,413,130	\$9,907,008	\$16,912,980	\$13,258,162	\$6,996,552	\$91,487,832
<b>Total (Comprehensive Cost)</b>	<b>\$51,972,915</b>	<b>\$11,774,616</b>	<b>\$20,532,680</b>	<b>\$16,531,442</b>	<b>\$12,756,120</b>	<b>\$113,567,773</b>

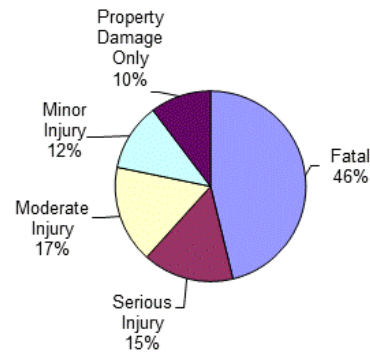
# St. Clair County Medium/Large Truck Crashes

Crash Casualty Severity	Crash Casualties	Crash Costs
Fatal	1	\$10,432,467
Serious Injury	4	\$3,492,560
Moderate Injury	11	\$3,737,184
Minor Injury	16	\$2,591,744
Property Damage Only	199	\$2,327,305
<b>Total</b>	<b>231</b>	<b>\$22,581,260</b>
Average cost of crash casualty		\$97,754

Crash Casualties



Crash Costs



Costs of Medium/Large Truck Crashes in St. Clair County (2021 dollars)						
	Fatal	Serious Injury	Moderate Injury	Minor Injury	Property Damage Only	Total
Medical Care	\$32,338	\$161,924	\$189,915	\$126,672	\$72,237	\$583,086
Work Loss	\$1,307,051	\$501,576	\$587,158	\$365,312	\$579,687	\$3,340,784
Public Services	\$1,096	\$1,284	\$1,925	\$3,072	\$9,353	\$16,730
Adjudication	\$141,870	\$58,044	\$31,174	\$24,032	\$31,641	\$286,761
Insurance Administration	\$34,040	\$45,596	\$40,150	\$35,680	\$109,052	\$264,518
Congestion & Environmental	\$7,583	\$7,468	\$20,185	\$29,392	\$367,553	\$432,181
Property Damage & Loss	\$25,863	\$42,892	\$90,343	\$100,080	\$573,120	\$832,298
<b>Subtotal (Monetary Cost)</b>	<b>\$1,549,841</b>	<b>\$818,784</b>	<b>\$960,850</b>	<b>\$684,240</b>	<b>\$1,742,643</b>	<b>\$5,756,358</b>
Quality of Life	\$8,882,626	\$2,673,776	\$2,776,334	\$1,907,504	\$584,662	\$16,824,902
<b>Total (Comprehensive Cost)</b>	<b>\$10,432,467</b>	<b>\$3,492,560</b>	<b>\$3,737,184</b>	<b>\$2,591,744</b>	<b>\$2,327,305</b>	<b>\$22,581,260</b>

# St. Clair County Motorcycle Crashes

Injury Severity	Motorcyclist Crash Victims	Motorcyclist Victim Costs
Fatal	3	\$32,187,204
Serious Injury	25	\$24,286,775
Moderate Injury	13	\$3,461,952
Minor Injury	18	\$4,205,142
Property Damage Only	14	\$703,668
<b>Total</b>	<b>73</b>	<b>\$64,844,741</b>
Average cost of crash casualty		\$888,284

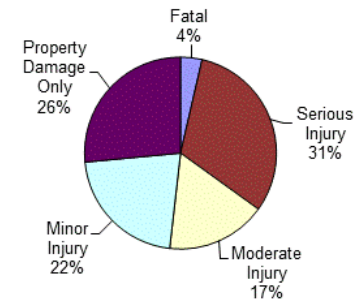
Injury Severity	Non-motorcyclist Crash Victims	Non-motorcyclist Victim Costs
Fatal	0	\$0
Serious Injury	1	\$935,744
Moderate Injury	1	\$194,433
Minor Injury	0	\$0
Property Damage Only	8	\$47,496
<b>Total</b>	<b>10</b>	<b>\$1,177,673</b>
Average cost of crash casualty		\$117,767

Motorcyclist Victim Costs in Motorcycle Crashes in St. Clair County (2021 dollars)						
	Fatal	Serious Injury	Moderate Injury	Minor Injury	Property Damage Only	Total
Medical Care	\$59,040	\$1,012,050	\$123,357	\$149,580	\$21,756	\$1,365,783
Work Loss	\$4,433,631	\$1,831,975	\$249,366	\$302,418	\$44,534	\$6,861,924
Public Services	\$3,270	\$8,475	\$2,509	\$3,330	\$1,190	\$18,774
Adjudication	\$388,887	\$381,650	\$50,115	\$60,804	\$8,862	\$890,318
Insurance Administration	\$97,464	\$322,175	\$63,609	\$79,794	\$19,516	\$582,558
Congestion & Environmental	\$21,996	\$34,200	\$17,264	\$23,904	\$18,634	\$115,998
Property Damage & Loss	\$66,909	\$298,700	\$123,864	\$166,824	\$79,674	\$735,971
Subtotal (Monetary Cost)	\$5,071,197	\$3,889,225	\$630,084	\$786,654	\$194,166	\$10,571,326
Quality of Life	\$27,116,007	\$20,397,550	\$2,831,868	\$3,418,488	\$509,502	\$54,273,415
<b>Total (Comprehensive Cost)</b>	<b>\$32,187,204</b>	<b>\$24,286,775</b>	<b>\$3,461,952</b>	<b>\$4,205,142</b>	<b>\$703,668</b>	<b>\$64,844,741</b>

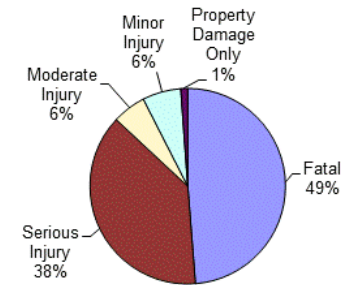
Non-motorcyclist Victim Costs in Motorcycle Crashes in St. Clair County (2021 dollars)						
	Fatal	Serious Injury	Moderate Injury	Minor Injury	Property Damage Only	Total
Medical Care	\$0	\$40,079	\$7,041	\$0	\$0	\$47,120
Work Loss	\$0	\$68,980	\$13,160	\$0	\$984	\$83,124
Public Services	\$0	\$333	\$168	\$0	\$200	\$701
Adjudication	\$0	\$14,604	\$2,706	\$0	\$0	\$17,310
Insurance Administration	\$0	\$12,469	\$3,867	\$0	\$3,472	\$19,808
Congestion & Environmental	\$0	\$1,805	\$1,774	\$0	\$14,296	\$17,875
Property Damage & Loss	\$0	\$12,432	\$9,302	\$0	\$28,544	\$50,278
Subtotal (Monetary Cost)	\$0	\$150,702	\$38,018	\$0	\$47,496	\$236,216
Quality of Life	\$0	\$785,042	\$156,415	\$0	\$0	\$941,457
<b>Total (Comprehensive Cost)</b>	<b>\$0</b>	<b>\$935,744</b>	<b>\$194,433</b>	<b>\$0</b>	<b>\$47,496</b>	<b>\$1,177,673</b>

Costs of Motorcycle Crashes in St. Clair County (2021 dollars)						
	Fatal	Serious Injury	Moderate Injury	Minor Injury	Property Damage Only	Total
Medical Care	\$59,040	\$1,052,129	\$130,398	\$149,580	\$21,756	\$1,412,903
Work Loss	\$4,433,631	\$1,900,955	\$262,526	\$302,418	\$45,518	\$6,945,048
Public Services	\$3,270	\$8,808	\$2,677	\$3,330	\$1,390	\$19,475
Adjudication	\$388,887	\$396,254	\$52,821	\$60,804	\$8,862	\$907,628
Insurance Administration	\$97,464	\$334,644	\$67,476	\$79,794	\$22,988	\$602,366
Congestion & Environmental	\$21,996	\$36,005	\$19,038	\$23,904	\$32,930	\$133,873
Property Damage & Loss	\$66,909	\$311,132	\$133,166	\$166,824	\$108,218	\$786,249
Subtotal (Monetary Cost)	\$5,071,197	\$4,039,927	\$668,102	\$786,654	\$241,662	\$10,807,542
Quality of Life	\$27,116,007	\$21,182,592	\$2,988,283	\$3,418,488	\$509,502	\$55,214,872
<b>Total (Comprehensive Cost)</b>	<b>\$32,187,204</b>	<b>\$25,222,519</b>	<b>\$3,656,385</b>	<b>\$4,205,142</b>	<b>\$751,164</b>	<b>\$66,022,414</b>

Crash Casualties



Crash Costs



# St. Clair County Bicycle Crashes

Injury Severity	Bicyclist Crash Victims	Bicyclist Victim Costs
Fatal	0	\$0
Serious Injury	2	\$1,869,908
Moderate Injury	8	\$1,584,368
Minor Injury	3	\$380,676
Property Damage Only	11	\$150,436
<b>Total</b>	<b>24</b>	<b>\$3,985,388</b>
Average cost of crash casualty	\$166,058	

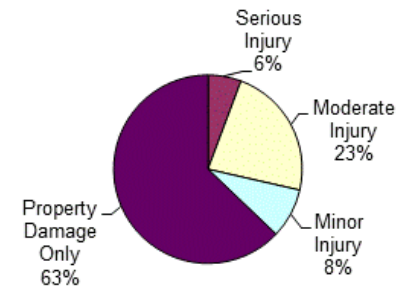
Injury Severity	Non-bicyclist Crash Victims	Non-bicyclist Victim Costs
Fatal	0	\$0
Serious Injury	0	\$0
Moderate Injury	0	\$0
Minor Injury	0	\$0
Property Damage Only	11	\$98,439
<b>Total</b>	<b>11</b>	<b>\$98,439</b>
Average cost of crash casualty	\$8,949	

Bicyclist Victim Costs in Bicycle Crashes in St. Clair County (2021 dollars)						
	Fatal	Serious Injury	Moderate Injury	Minor Injury	Property Damage Only	Total
Medical Care	\$0	\$81,056	\$55,192	\$12,816	\$5,104	\$154,168
Work Loss	\$0	\$151,724	\$113,880	\$25,053	\$9,119	\$299,776
Public Services	\$0	\$676	\$1,440	\$465	\$231	\$2,812
Adjudication	\$0	\$30,946	\$22,656	\$5,076	\$1,903	\$60,581
Insurance Administration	\$0	\$35,274	\$31,392	\$7,311	\$2,728	\$76,705
Congestion & Environmental	\$0	\$2,752	\$10,528	\$3,774	\$1,958	\$19,012
Property Damage & Loss	\$0	\$500	\$1,984	\$714	\$374	\$3,572
Subtotal (Monetary Cost)	\$0	\$302,928	\$237,072	\$55,209	\$21,417	\$616,626
Quality of Life	\$0	\$1,566,980	\$1,347,296	\$325,467	\$129,019	\$3,368,762
<b>Total (Comprehensive Cost)</b>	<b>\$0</b>	<b>\$1,869,908</b>	<b>\$1,584,368</b>	<b>\$380,676</b>	<b>\$150,436</b>	<b>\$3,985,388</b>

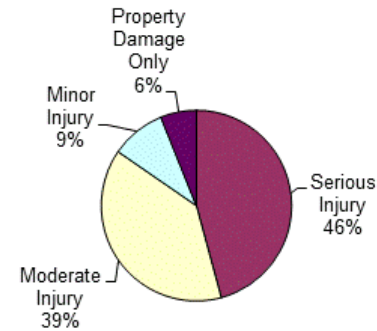
Non-bicyclist Victim Costs in Bicycle Crashes in St. Clair County (2021 dollars)						
	Fatal	Serious Injury	Moderate Injury	Minor Injury	Property Damage Only	Total
Medical Care	\$0	\$0	\$0	\$0	\$2,024	\$2,024
Work Loss	\$0	\$0	\$0	\$0	\$4,455	\$4,455
Public Services	\$0	\$0	\$0	\$0	\$528	\$528
Adjudication	\$0	\$0	\$0	\$0	\$704	\$704
Insurance Administration	\$0	\$0	\$0	\$0	\$4,202	\$4,202
Congestion & Environmental	\$0	\$0	\$0	\$0	\$19,635	\$19,635
Property Damage & Loss	\$0	\$0	\$0	\$0	\$27,137	\$27,137
Subtotal (Monetary Cost)	\$0	\$0	\$0	\$0	\$58,685	\$58,685
Quality of Life	\$0	\$0	\$0	\$0	\$39,754	\$39,754
<b>Total (Comprehensive Cost)</b>	<b>\$0</b>	<b>\$0</b>	<b>\$0</b>	<b>\$0</b>	<b>\$98,439</b>	<b>\$98,439</b>

Costs of Bicycle Crashes in St. Clair County (2021 dollars)						
	Fatal	Serious Injury	Moderate Injury	Minor Injury	Property Damage Only	Total
Medical Care	\$0	\$81,056	\$55,192	\$12,816	\$7,128	\$156,192
Work Loss	\$0	\$151,724	\$113,880	\$25,053	\$13,574	\$304,231
Public Services	\$0	\$676	\$1,440	\$465	\$759	\$3,340
Adjudication	\$0	\$30,946	\$22,656	\$5,076	\$2,607	\$61,285
Insurance Administration	\$0	\$35,274	\$31,392	\$7,311	\$6,930	\$80,907
Congestion & Environmental	\$0	\$2,752	\$10,528	\$3,774	\$21,593	\$38,647
Property Damage & Loss	\$0	\$500	\$1,984	\$714	\$27,511	\$30,709
Subtotal (Monetary Cost)	\$0	\$302,928	\$237,072	\$55,209	\$80,102	\$675,311
Quality of Life	\$0	\$1,566,980	\$1,347,296	\$325,467	\$168,773	\$3,408,516
<b>Total (Comprehensive Cost)</b>	<b>\$0</b>	<b>\$1,869,908</b>	<b>\$1,584,368</b>	<b>\$380,676</b>	<b>\$248,875</b>	<b>\$4,083,827</b>

Crash Casualties



Crash Costs



# St. Clair County Pedestrian Crashes

Injury Severity	Pedestrian Crash Victims	Pedestrian Victim Costs
Fatal	0	\$0
Serious Injury	5	\$5,318,995
Moderate Injury	6	\$1,479,660
Minor Injury	3	\$466,806
Property Damage Only	0	\$0
<b>Total</b>	<b>14</b>	<b>\$7,265,461</b>
Average cost of crash casualty	\$518,962	

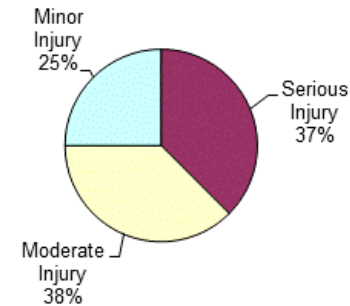
Injury Severity	Non-pedestrian Crash Victims	Non-pedestrian Victim Costs
Fatal	0	\$0
Serious Injury	1	\$923,312
Moderate Injury	0	\$0
Minor Injury	1	\$93,719
Property Damage Only	0	\$0
<b>Total</b>	<b>2</b>	<b>\$1,017,031</b>
Average cost of crash casualty	\$508,516	

Pedestrian Victim Costs in Pedestrian Crashes in St. Clair County (2021 dollars)						
	Fatal	Serious Injury	Moderate Injury	Minor Injury	Property Damage Only	Total
Medical Care	\$0	\$241,485	\$54,798	\$16,392	\$0	\$312,675
Work Loss	\$0	\$389,625	\$93,192	\$26,850	\$0	\$509,667
Public Services	\$0	\$1,690	\$1,080	\$465	\$0	\$3,235
Adjudication	\$0	\$84,665	\$19,872	\$5,802	\$0	\$110,339
Insurance Administration	\$0	\$97,240	\$27,084	\$8,187	\$0	\$132,511
Congestion & Environmental	\$0	\$6,880	\$7,896	\$3,774	\$0	\$18,550
Subtotal (Monetary Cost)	\$0	\$821,585	\$203,922	\$61,470	\$0	\$1,086,977
Quality of Life	\$0	\$4,497,410	\$1,275,738	\$405,336	\$0	\$6,178,484
<b>Total (Comprehensive Cost)</b>	<b>\$0</b>	<b>\$5,318,995</b>	<b>\$1,479,660</b>	<b>\$466,806</b>	<b>\$0</b>	<b>\$7,265,461</b>

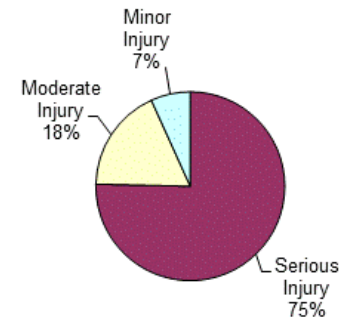
Non-pedestrian Victim in Pedestrian Crashes in St. Clair County (2021 dollars)						
	Fatal	Serious Injury	Moderate Injury	Minor Injury	Property Damage Only	Total
Medical Care	\$0	\$40,079	\$0	\$3,606	\$0	\$43,685
Work Loss	\$0	\$68,980	\$0	\$6,489	\$0	\$75,469
Public Services	\$0	\$333	\$0	\$120	\$0	\$453
Adjudication	\$0	\$14,604	\$0	\$1,346	\$0	\$15,950
Insurance Administration	\$0	\$12,469	\$0	\$2,277	\$0	\$14,746
Congestion & Environmental	\$0	\$1,805	\$0	\$1,776	\$0	\$3,581
Subtotal (Monetary Cost)	\$0	\$138,270	\$0	\$15,614	\$0	\$153,884
Quality of Life	\$0	\$785,042	\$0	\$78,105	\$0	\$863,147
<b>Total (Comprehensive Cost)</b>	<b>\$0</b>	<b>\$923,312</b>	<b>\$0</b>	<b>\$93,719</b>	<b>\$0</b>	<b>\$1,017,031</b>

Costs of Pedestrian Crashes in St. Clair County (2021 dollars)						
	Fatal	Serious Injury	Moderate Injury	Minor Injury	Property Damage Only	Total
Medical Care	\$0	\$281,564	\$54,798	\$19,998	\$0	\$356,360
Work Loss	\$0	\$458,605	\$93,192	\$33,339	\$0	\$585,136
Public Services	\$0	\$2,023	\$1,080	\$585	\$0	\$3,688
Adjudication	\$0	\$99,269	\$19,872	\$7,148	\$0	\$126,289
Insurance Administration	\$0	\$109,709	\$27,084	\$10,464	\$0	\$147,257
Congestion & Environmental	\$0	\$8,685	\$7,896	\$5,550	\$0	\$22,131
Subtotal (Monetary Cost)	\$0	\$959,855	\$203,922	\$77,084	\$0	\$1,240,861
Quality of Life	\$0	\$5,282,452	\$1,275,738	\$483,441	\$0	\$7,041,631
<b>Total (Comprehensive Cost)</b>	<b>\$0</b>	<b>\$6,242,307</b>	<b>\$1,479,660</b>	<b>\$560,525</b>	<b>\$0</b>	<b>\$8,282,492</b>

Crash Casualties



Crash Costs



# St. Joseph County Traffic Crashes and Crime

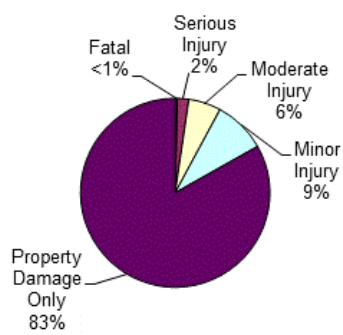
Crash Casualty Severity	Crash Casualties	Crash Costs
Fatal	9	\$93,551,247
Serious Injury	47	\$43,979,968
Moderate Injury	134	\$26,054,022
Minor Injury	217	\$21,849,730
Property Damage Only	2,012	\$18,005,388
Total	2,419	\$203,440,355
Average cost of crash casualty		\$84,101

Index Crime Category	Number of Crimes	Crime Costs
Murder	2	\$19,818,778
Rape	55	\$31,102,665
Aggravated Assault	161	\$7,494,228
Robbery	9	\$418,338
Larceny	674	\$2,885,394
Burglary	180	\$766,980
Motor Vehicle Theft	150	\$1,545,150
Total	1,231	\$64,031,533
Average cost of index crime		\$52,016

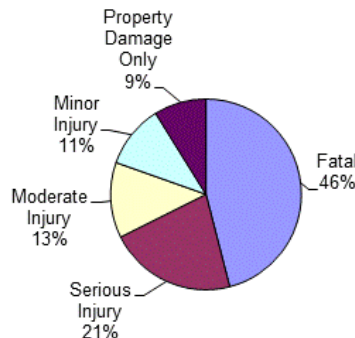
Costs of Crashes in St. Joseph County (2021 dollars)						
	Fatal	Serious Injury	Moderate Injury	Minor Injury	Property Damage Only	Total
Medical Care	\$152,640	\$1,883,713	\$943,494	\$782,502	\$370,208	\$4,132,557
Work Loss	\$11,763,459	\$3,242,060	\$1,763,440	\$1,408,113	\$814,860	\$18,991,932
Public Services	\$9,810	\$15,651	\$22,512	\$26,040	\$96,576	\$170,589
Adjudication & Sanctioning	\$1,166,661	\$686,388	\$362,604	\$292,082	\$128,768	\$2,636,503
Insurance Administration	\$308,583	\$586,043	\$518,178	\$494,109	\$768,584	\$2,675,497
Congestion & Environmental	\$65,988	\$84,835	\$237,716	\$385,392	\$3,591,420	\$4,365,351
Property Damage & Loss	\$140,472	\$584,304	\$1,246,468	\$1,512,707	\$4,963,604	\$8,447,555
Subtotal (Monetary Cost)	\$13,607,613	\$7,082,994	\$5,094,412	\$4,900,945	\$10,734,020	\$41,419,984
Quality of Life	\$79,943,634	\$36,896,974	\$20,959,610	\$16,948,785	\$7,271,368	\$162,020,371
<b>Total (Comprehensive Cost)</b>	<b>\$93,551,247</b>	<b>\$43,979,968</b>	<b>\$26,054,022</b>	<b>\$21,849,730</b>	<b>\$18,005,388</b>	<b>\$203,440,355</b>

Costs of Index Crimes in St Joseph County (2021 dollars)								
	Murder	Rape	Aggravated Assault	Robbery	Larceny	Burglary	Motor Vehicle Theft	Total
Medical Care	\$25,786	\$185,570	\$340,515	\$17,847	\$0	\$0	\$0	\$569,718
Mental Health	\$24,250	\$362,175	\$65,688	\$1,791	\$0	\$0	\$0	\$453,904
Work Loss	\$2,320,516	\$391,985	\$366,436	\$41,454	\$20,894	\$7,020	\$17,550	\$3,165,855
Public Services	\$209,570	\$41,855	\$392,679	\$7,128	\$355,198	\$65,160	\$68,250	\$1,139,840
Adjudication & Sanctioning	\$978,092	\$2,488,090	\$965,195	\$130,473	\$1,749,030	\$138,780	\$298,500	\$6,748,160
Property Damage & Loss	\$422	\$10,395	\$13,524	\$12,393	\$760,272	\$556,020	\$1,160,850	\$2,513,876
Subtotal (Monetary Cost)	\$3,558,636	\$3,480,070	\$2,144,037	\$211,086	\$2,885,394	\$766,980	\$1,545,150	\$14,591,353
Quality of Life	\$16,260,142	\$27,622,595	\$5,350,191	\$207,252	\$0	\$0	\$0	\$49,440,180
<b>Total (Comprehensive Costs)</b>	<b>\$19,818,778</b>	<b>\$31,102,665</b>	<b>\$7,494,228</b>	<b>\$418,338</b>	<b>\$2,885,394</b>	<b>\$766,980</b>	<b>\$1,545,150</b>	<b>\$64,031,533</b>

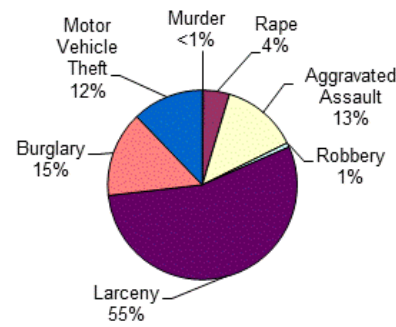
Crash Casualties



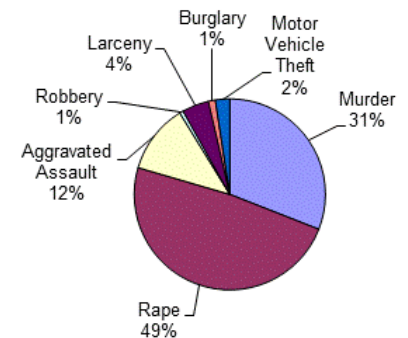
Crash Costs



Index Crimes



Index Crime Costs

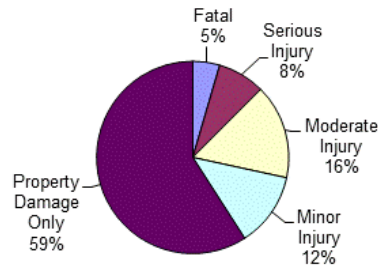




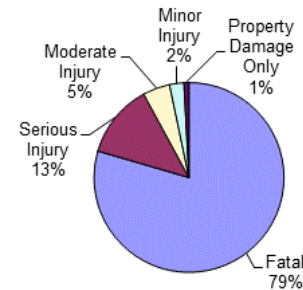
# St. Joseph County Alcohol-Involved Crashes

Crash Casualty Severity	Crash Casualties	Crash Costs
Fatal	4	\$46,039,800
Serious Injury	7	\$7,293,118
Moderate Injury	14	\$2,674,435
Minor Injury	11	\$1,413,483
Property Damage Only	52	\$492,648
<b>Total</b>	<b>88</b>	<b>\$57,913,484</b>
Average cost of crash casualty		\$658,108

Crash Casualties



Crash Costs

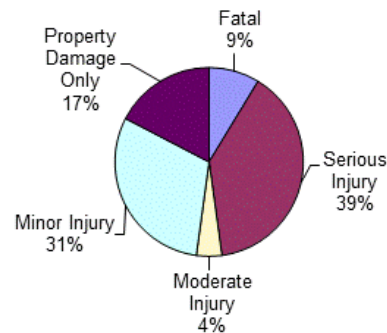


Costs of Alcohol-Involved Crashes in St. Joseph County (2021 dollars)						
	Fatal	Serious Injury	Moderate Injury	Minor Injury	Property Damage Only	Total
Medical Care	\$67,840	\$312,508	\$91,644	\$47,476	\$10,920	\$530,388
Work Loss	\$6,259,044	\$524,993	\$172,746	\$84,117	\$22,724	\$7,063,624
Public Services	\$4,360	\$2,401	\$2,324	\$1,419	\$2,548	\$13,052
Adjudication & Sanctioning	\$518,516	\$116,200	\$38,486	\$18,755	\$4,264	\$696,221
Insurance Administration	\$137,148	\$96,047	\$60,844	\$32,802	\$22,620	\$349,461
Congestion & Environmental	\$29,328	\$12,649	\$19,503	\$92,196	\$92,820	\$246,496
Property Damage & Loss	\$62,432	\$88,200	\$131,684	\$85,734	\$132,600	\$500,650
<b>Subtotal (Monetary Cost)</b>	<b>\$7,078,668</b>	<b>\$1,152,998</b>	<b>\$517,231</b>	<b>\$362,499</b>	<b>\$288,496</b>	<b>\$9,399,892</b>
Quality of Life	\$38,961,132	\$6,140,120	\$2,157,204	\$1,050,984	\$204,152	\$48,513,592
<b>Total (Comprehensive Cost)</b>	<b>\$46,039,800</b>	<b>\$7,293,118</b>	<b>\$2,674,435</b>	<b>\$1,413,483</b>	<b>\$492,648</b>	<b>\$57,913,484</b>

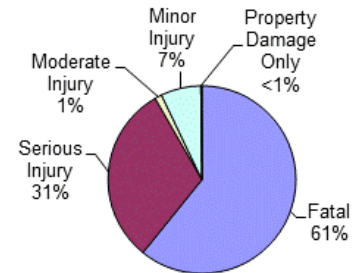
# St. Joseph County Drug-Involved Crashes

Crash Casualty Severity	Crash Casualties	Crash Costs
Fatal	2	\$23,019,900
Serious Injury	9	\$11,680,398
Moderate Injury	1	\$450,787
Minor Injury	7	\$2,626,659
Property Damage Only	4	\$63,508
<b>Total</b>	<b>23</b>	<b>\$37,841,252</b>
Average cost of crash casualty	\$1,645,272	

Crash Casualties



Crash Costs

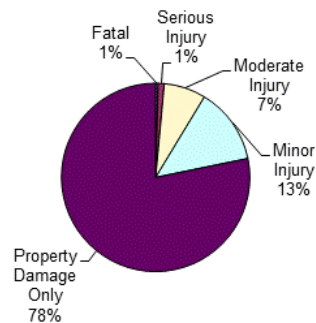


Costs of Drug-Involved Crashes in St. Joseph County (2021 dollars)						
	Fatal	Serious Injury	Moderate Injury	Minor Injury	Property Damage Only	Total
Medical Care	\$33,920	\$488,394	\$16,476	\$95,613	\$1,668	\$636,071
Work Loss	\$3,129,522	\$832,131	\$31,506	\$179,396	\$3,448	\$4,176,003
Public Services	\$2,180	\$3,492	\$225	\$1,358	\$212	\$7,467
Adjudication & Sanctioning	\$259,258	\$182,061	\$6,748	\$38,773	\$704	\$487,544
Insurance Administration	\$68,574	\$152,478	\$7,774	\$45,409	\$2,252	\$276,487
Congestion & Environmental	\$14,664	\$16,344	\$1,784	\$12,495	\$7,140	\$52,427
Property Damage & Loss	\$31,216	\$122,472	\$10,625	\$64,414	\$10,868	\$239,595
<b>Subtotal (Monetary Cost)</b>	<b>\$3,539,334</b>	<b>\$1,797,372</b>	<b>\$75,138</b>	<b>\$437,458</b>	<b>\$26,292</b>	<b>\$5,875,594</b>
Quality of Life	\$19,480,566	\$9,883,026	\$375,649	\$2,189,201	\$37,216	\$31,965,658
<b>Total (Comprehensive Cost)</b>	<b>\$23,019,900</b>	<b>\$11,680,398</b>	<b>\$450,787</b>	<b>\$2,626,659</b>	<b>\$63,508</b>	<b>\$37,841,252</b>

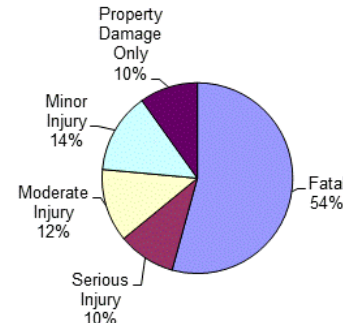
# St. Joseph County Young Driver Crashes (<21)

Crash Casualty Severity	Crash Casualties	Crash Costs
Fatal	2	\$20,789,166
Serious Injury	5	\$3,756,135
Moderate Injury	34	\$4,745,754
Minor Injury	62	\$5,231,188
Property Damage Only	370	\$3,781,030
<b>Total</b>	<b>473</b>	<b>\$38,303,273</b>
Average cost of crash casualty		\$80,979

Crash Casualties



Crash Costs

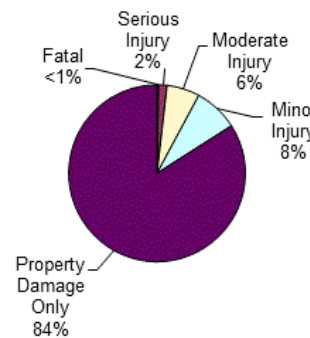


Costs of Young Driver Crashes in St. Joseph County (2021 dollars)						
	Fatal	Serious Injury	Moderate Injury	Minor Injury	Property Damage Only	Total
Medical Care	\$33,920	\$158,480	\$163,472	\$194,246	\$86,580	\$636,698
Work Loss	\$2,614,102	\$270,035	\$313,956	\$342,922	\$175,380	\$3,716,395
Public Services	\$2,180	\$1,480	\$5,406	\$7,502	\$18,870	\$35,438
Adjudication	\$259,258	\$57,395	\$64,022	\$71,672	\$29,600	\$481,947
Insurance Administration	\$68,574	\$51,540	\$108,188	\$129,642	\$158,730	\$516,674
Congestion & Environmental	\$14,664	\$8,995	\$60,282	\$109,926	\$660,450	\$854,317
Property Damage & Loss	\$31,216	\$58,355	\$308,618	\$449,252	\$986,420	\$1,833,861
<b>Subtotal (Monetary Cost)</b>	<b>\$3,023,914</b>	<b>\$606,280</b>	<b>\$1,023,944</b>	<b>\$1,305,162</b>	<b>\$2,116,030</b>	<b>\$8,075,330</b>
Quality of Life	\$17,765,252	\$3,149,855	\$3,721,810	\$3,926,026	\$1,665,000	\$30,227,943
<b>Total (Comprehensive Cost)</b>	<b>\$20,789,166</b>	<b>\$3,756,135</b>	<b>\$4,745,754</b>	<b>\$5,231,188</b>	<b>\$3,781,030</b>	<b>\$38,303,273</b>

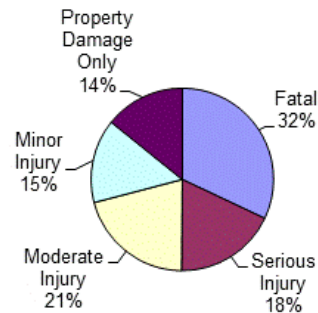
# St. Joseph County Older Driver Crashes (65+)

Crash Casualty Severity	Crash Casualties	Crash Costs
Fatal	1	\$10,394,583
Serious Injury	6	\$5,887,308
Moderate Injury	23	\$6,746,452
Minor Injury	31	\$4,834,667
Property Damage Only	321	\$4,611,165
<b>Total</b>	<b>382</b>	<b>\$32,474,175</b>
Average cost of crash casualty		\$85,011

Crash Casualties



Crash Costs

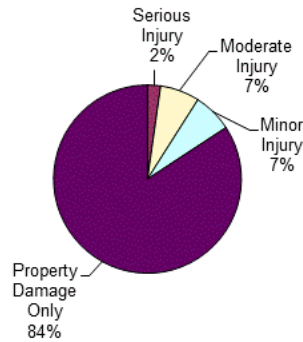


Costs of Older Driver Crashes in St. Joseph County (2021 dollars)						
	Fatal	Serious Injury	Moderate Injury	Minor Injury	Property Damage Only	Total
Medical Care	\$16,960	\$246,420	\$243,708	\$173,941	\$125,511	\$806,540
Work Loss	\$1,307,051	\$426,654	\$464,048	\$324,198	\$235,935	\$2,757,886
Public Services	\$1,090	\$2,034	\$4,370	\$4,309	\$17,334	\$29,137
Adjudication	\$129,629	\$90,096	\$94,760	\$66,557	\$43,656	\$424,698
Insurance Administration	\$34,287	\$79,680	\$119,715	\$96,224	\$164,994	\$494,900
Congestion & Environmental	\$7,332	\$10,830	\$40,940	\$55,087	\$572,664	\$686,853
Property Damage & Loss	\$15,608	\$78,090	\$221,789	\$236,964	\$921,912	\$1,474,363
<b>Subtotal (Monetary Cost)</b>	<b>\$1,511,957</b>	<b>\$933,804</b>	<b>\$1,189,330</b>	<b>\$957,280</b>	<b>\$2,082,006</b>	<b>\$6,674,377</b>
Quality of Life	\$8,882,626	\$4,953,504	\$5,557,122	\$3,877,387	\$2,529,159	\$25,799,798
<b>Total (Comprehensive Cost)</b>	<b>\$10,394,583</b>	<b>\$5,887,308</b>	<b>\$6,746,452</b>	<b>\$4,834,667</b>	<b>\$4,611,165</b>	<b>\$32,474,175</b>

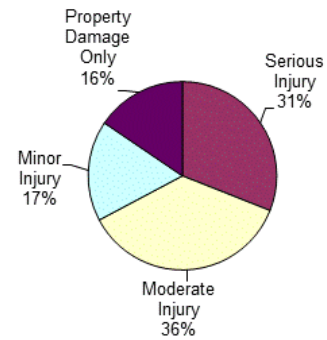
# St. Joseph County Medium/Large Truck Crashes

Crash Casualty Severity	Crash Casualties	Crash Costs
Fatal	0	\$0
Serious Injury	3	\$2,619,420
Moderate Injury	9	\$3,057,696
Minor Injury	9	\$1,457,856
Property Damage Only	112	\$1,309,840
<b>Total</b>	<b>133</b>	<b>\$8,444,812</b>
Average cost of crash casualty		\$63,495

Crash Casualties



Crash Costs



Costs of Medium/Large Truck Crashes in St. Joseph County (2021 dollars)						
	Fatal	Serious Injury	Moderate Injury	Minor Injury	Property Damage Only	Total
Medical Care	\$0	\$121,443	\$155,385	\$71,253	\$40,656	\$388,737
Work Loss	\$0	\$376,182	\$480,402	\$205,488	\$326,256	\$1,388,328
Public Services	\$0	\$963	\$1,575	\$1,728	\$5,264	\$9,530
Adjudication	\$0	\$43,533	\$25,506	\$13,518	\$17,808	\$100,365
Insurance Administration	\$0	\$34,197	\$32,850	\$20,070	\$61,376	\$148,493
Congestion & Environmental	\$0	\$5,601	\$16,515	\$16,533	\$206,864	\$245,513
Property Damage & Loss	\$0	\$32,169	\$73,917	\$56,295	\$322,560	\$484,941
<b>Subtotal (Monetary Cost)</b>	<b>\$0</b>	<b>\$614,088</b>	<b>\$786,150</b>	<b>\$384,885</b>	<b>\$980,784</b>	<b>\$2,765,907</b>
Quality of Life	\$0	\$2,005,332	\$2,271,546	\$1,072,971	\$329,056	\$5,678,905
<b>Total (Comprehensive Cost)</b>	<b>\$0</b>	<b>\$2,619,420</b>	<b>\$3,057,696</b>	<b>\$1,457,856</b>	<b>\$1,309,840</b>	<b>\$8,444,812</b>

# St. Joseph County Motorcycle Crashes

Injury Severity	Motorcyclist Crash Victims	Motorcyclist Victim Costs
Fatal	1	\$10,729,068
Serious Injury	7	\$6,800,297
Moderate Injury	16	\$4,260,864
Minor Injury	5	\$1,168,095
Property Damage Only	6	\$301,572
<b>Total</b>	<b>35</b>	<b>\$23,259,896</b>
Average cost of crash casualty		\$664,568

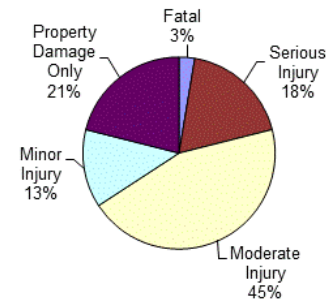
Injury Severity	Non-motorcyclist Crash Victims	Non-motorcyclist Victim Costs
Fatal	0	\$0
Serious Injury	0	\$0
Moderate Injury	1	\$194,433
Minor Injury	0	\$0
Property Damage Only	2	\$11,874
<b>Total</b>	<b>3</b>	<b>\$206,307</b>
Average cost of crash casualty		\$68,769

Motorcyclist Victim Costs in Motorcycle Crashes in St. Joseph County (2021 dollars)						
	Fatal	Serious Injury	Moderate Injury	Minor Injury	Property Damage Only	Total
Medical Care	\$19,680	\$283,374	\$151,824	\$41,550	\$9,324	\$505,752
Work Loss	\$1,477,877	\$512,953	\$306,912	\$84,005	\$19,086	\$2,400,833
Public Services	\$1,090	\$2,373	\$3,088	\$925	\$510	\$7,986
Adjudication	\$129,629	\$106,862	\$61,680	\$16,890	\$3,798	\$318,859
Insurance Administration	\$32,488	\$90,209	\$78,288	\$22,165	\$8,364	\$231,514
Congestion & Environmental	\$7,332	\$9,576	\$21,248	\$6,640	\$7,986	\$52,782
Property Damage & Loss	\$22,303	\$83,636	\$152,448	\$46,340	\$34,146	\$338,873
<b>Subtotal (Monetary Cost)</b>	<b>\$1,690,399</b>	<b>\$1,088,983</b>	<b>\$775,488</b>	<b>\$218,515</b>	<b>\$83,214</b>	<b>\$3,856,599</b>
Quality of Life	\$9,038,669	\$5,711,314	\$3,485,376	\$949,580	\$218,358	\$19,403,297
<b>Total (Comprehensive Cost)</b>	<b>\$10,729,068</b>	<b>\$6,800,297</b>	<b>\$4,260,864</b>	<b>\$1,168,095</b>	<b>\$301,572</b>	<b>\$23,259,896</b>

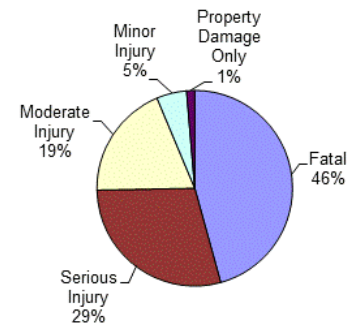
Non-motorcyclist Victim Costs in Motorcycle Crashes in St. Joseph County (2021 dollars)						
	Fatal	Serious Injury	Moderate Injury	Minor Injury	Property Damage Only	Total
Medical Care	\$0	\$0	\$7,041	\$0	\$0	\$7,041
Work Loss	\$0	\$0	\$13,160	\$0	\$246	\$13,406
Public Services	\$0	\$0	\$168	\$0	\$50	\$218
Adjudication	\$0	\$0	\$2,706	\$0	\$0	\$2,706
Insurance Administration	\$0	\$0	\$3,867	\$0	\$868	\$4,735
Congestion & Environmental	\$0	\$0	\$1,774	\$0	\$3,574	\$5,348
Property Damage & Loss	\$0	\$0	\$9,302	\$0	\$7,136	\$16,438
<b>Subtotal (Monetary Cost)</b>	<b>\$0</b>	<b>\$0</b>	<b>\$38,018</b>	<b>\$0</b>	<b>\$11,874</b>	<b>\$49,892</b>
Quality of Life	\$0	\$0	\$156,415	\$0	\$0	\$156,415
<b>Total (Comprehensive Cost)</b>	<b>\$0</b>	<b>\$0</b>	<b>\$194,433</b>	<b>\$0</b>	<b>\$11,874</b>	<b>\$206,307</b>

Costs of Motorcycle Crashes in St. Joseph County (2021 dollars)						
	Fatal	Serious Injury	Moderate Injury	Minor Injury	Property Damage Only	Total
Medical Care	\$19,680	\$283,374	\$158,865	\$41,550	\$9,324	\$512,793
Work Loss	\$1,477,877	\$512,953	\$320,072	\$84,005	\$19,332	\$2,414,239
Public Services	\$1,090	\$2,373	\$3,256	\$925	\$560	\$8,204
Adjudication	\$129,629	\$106,862	\$64,386	\$16,890	\$3,798	\$321,565
Insurance Administration	\$32,488	\$90,209	\$82,155	\$22,165	\$9,232	\$236,249
Congestion & Environmental	\$7,332	\$9,576	\$23,022	\$6,640	\$11,560	\$58,130
Property Damage & Loss	\$22,303	\$83,636	\$161,750	\$46,340	\$41,282	\$355,311
<b>Subtotal (Monetary Cost)</b>	<b>\$1,690,399</b>	<b>\$1,088,983</b>	<b>\$813,506</b>	<b>\$218,515</b>	<b>\$95,088</b>	<b>\$3,906,491</b>
Quality of Life	\$9,038,669	\$5,711,314	\$3,641,791	\$949,580	\$218,358	\$19,559,712
<b>Total (Comprehensive Cost)</b>	<b>\$10,729,068</b>	<b>\$6,800,297</b>	<b>\$4,455,297</b>	<b>\$1,168,095</b>	<b>\$313,446</b>	<b>\$23,466,203</b>

Crash Casualties



Crash Costs



# St. Joseph County Bicycle Crashes

Injury Severity	Bicyclist Crash Victims	Bicyclist Victim Costs
Fatal	0	\$0
Serious Injury	0	\$0
Moderate Injury	1	\$198,046
Minor Injury	2	\$253,784
Property Damage Only	1	\$13,676
<b>Total</b>	<b>4</b>	<b>\$465,506</b>
Average cost of crash casualty	\$116,377	

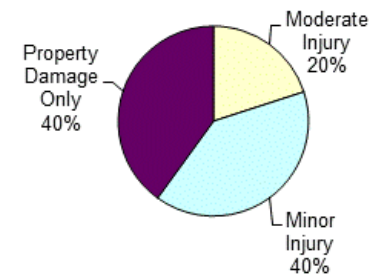
Injury Severity	Non-bicyclist Crash Victims	Non-bicyclist Victim Costs
Fatal	0	\$0
Serious Injury	0	\$0
Moderate Injury	0	\$0
Minor Injury	0	\$0
Property Damage Only	1	\$8,949
<b>Total</b>	<b>1</b>	<b>\$8,949</b>
Average cost of crash casualty	\$8,949	

Bicyclist Victim Costs in Bicycle Crashes in St. Joseph County (2021 dollars)						
	Fatal	Serious Injury	Moderate Injury	Minor Injury	Property Damage Only	Total
Medical Care	\$0	\$0	\$6,899	\$8,544	\$464	\$15,907
Work Loss	\$0	\$0	\$14,235	\$16,702	\$829	\$31,766
Public Services	\$0	\$0	\$180	\$310	\$21	\$511
Adjudication	\$0	\$0	\$2,832	\$3,384	\$173	\$6,389
Insurance Administration	\$0	\$0	\$3,924	\$4,874	\$248	\$9,046
Congestion & Environmental	\$0	\$0	\$1,316	\$2,516	\$178	\$4,010
Property Damage & Loss	\$0	\$0	\$248	\$476	\$34	\$758
Subtotal (Monetary Cost)	\$0	\$0	\$29,634	\$36,806	\$1,947	\$68,387
Quality of Life	\$0	\$0	\$168,412	\$216,978	\$11,729	\$397,119
<b>Total (Comprehensive Cost)</b>	<b>\$0</b>	<b>\$0</b>	<b>\$198,046</b>	<b>\$253,784</b>	<b>\$13,676</b>	<b>\$465,506</b>

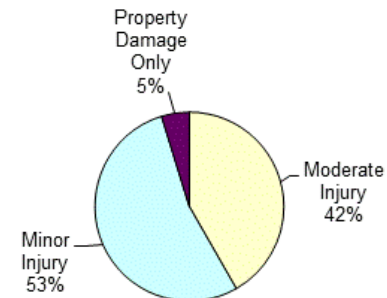
Non-bicyclist Victim Costs in Bicycle Crashes in St. Joseph County (2021 dollars)						
	Fatal	Serious Injury	Moderate Injury	Minor Injury	Property Damage Only	Total
Medical Care	\$0	\$0	\$0	\$0	\$184	\$184
Work Loss	\$0	\$0	\$0	\$0	\$405	\$405
Public Services	\$0	\$0	\$0	\$0	\$48	\$48
Adjudication	\$0	\$0	\$0	\$0	\$64	\$64
Insurance Administration	\$0	\$0	\$0	\$0	\$382	\$382
Congestion & Environmental	\$0	\$0	\$0	\$0	\$1,785	\$1,785
Property Damage & Loss	\$0	\$0	\$0	\$0	\$2,467	\$2,467
Subtotal (Monetary Cost)	\$0	\$0	\$0	\$0	\$5,335	\$5,335
Quality of Life	\$0	\$0	\$0	\$0	\$3,614	\$3,614
<b>Total (Comprehensive Cost)</b>	<b>\$0</b>	<b>\$0</b>	<b>\$0</b>	<b>\$0</b>	<b>\$8,949</b>	<b>\$8,949</b>

Costs of Bicycle Crashes in St. Joseph County (2021 dollars)						
	Fatal	Serious Injury	Moderate Injury	Minor Injury	Property Damage Only	Total
Medical Care	\$0	\$0	\$6,899	\$8,544	\$648	\$16,091
Work Loss	\$0	\$0	\$14,235	\$16,702	\$1,234	\$32,171
Public Services	\$0	\$0	\$180	\$310	\$69	\$559
Adjudication	\$0	\$0	\$2,832	\$3,384	\$237	\$6,453
Insurance Administration	\$0	\$0	\$3,924	\$4,874	\$630	\$9,428
Congestion & Environmental	\$0	\$0	\$1,316	\$2,516	\$1,963	\$5,795
Property Damage & Loss	\$0	\$0	\$248	\$476	\$2,501	\$3,225
Subtotal (Monetary Cost)	\$0	\$0	\$29,634	\$36,806	\$7,282	\$73,722
Quality of Life	\$0	\$0	\$168,412	\$216,978	\$15,343	\$400,733
<b>Total (Comprehensive Cost)</b>	<b>\$0</b>	<b>\$0</b>	<b>\$198,046</b>	<b>\$253,784</b>	<b>\$22,625</b>	<b>\$474,455</b>

Crash Casualties



Crash Costs



# St. Joseph County Pedestrian Crashes

Injury Severity	Pedestrian Crash Victims	Pedestrian Victim Costs
Fatal	1	\$9,734,351
Serious Injury	2	\$2,127,598
Moderate Injury	5	\$1,233,050
Minor Injury	5	\$778,010
Property Damage Only	6	\$95,568
<b>Total</b>	<b>19</b>	<b>\$13,968,577</b>
Average cost of crash casualty	\$735,188	

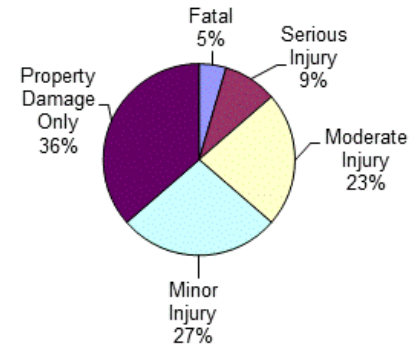
Injury Severity	Non-pedestrian Crash Victims	Non-pedestrian Victim Costs
Fatal	0	\$0
Serious Injury	0	\$0
Moderate Injury	0	\$0
Minor Injury	1	\$93,719
Property Damage Only	2	\$12,964
<b>Total</b>	<b>3</b>	<b>\$106,683</b>
Average cost of crash casualty	\$35,561	

Pedestrian Victim Costs in Pedestrian Crashes in St. Joseph County (2021 dollars)						
	Fatal	Serious Injury	Moderate Injury	Minor Injury	Property Damage Only	Total
Medical Care	\$22,607	\$96,594	\$45,665	\$27,320	\$3,348	\$195,534
Work Loss	\$1,187,181	\$155,850	\$77,660	\$44,750	\$5,016	\$1,470,457
Public Services	\$1,090	\$676	\$900	\$775	\$126	\$3,567
Adjudication	\$129,629	\$33,866	\$16,560	\$9,670	\$1,122	\$190,847
Insurance Administration	\$48,594	\$38,896	\$22,570	\$13,645	\$1,566	\$125,271
Congestion & Environmental	\$7,332	\$2,752	\$6,580	\$6,290	\$1,068	\$24,022
Subtotal (Monetary Cost)	\$1,396,433	\$328,634	\$169,935	\$102,450	\$12,246	\$2,009,698
Quality of Life	\$8,337,918	\$1,798,964	\$1,063,115	\$675,560	\$83,322	\$11,958,879
<b>Total (Comprehensive Cost)</b>	<b>\$9,734,351</b>	<b>\$2,127,598</b>	<b>\$1,233,050</b>	<b>\$778,010</b>	<b>\$95,568</b>	<b>\$13,968,577</b>

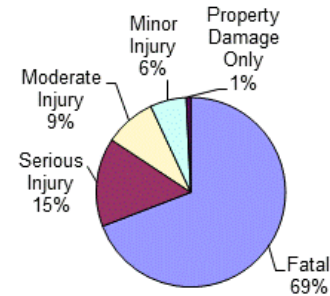
Non-pedestrian Victim in Pedestrian Crashes in St. Joseph County (2021 dollars)						
	Fatal	Serious Injury	Moderate Injury	Minor Injury	Property Damage Only	Total
Medical Care	\$0	\$0	\$0	\$3,606	\$368	\$3,974
Work Loss	\$0	\$0	\$0	\$6,489	\$810	\$7,299
Public Services	\$0	\$0	\$0	\$120	\$96	\$216
Adjudication	\$0	\$0	\$0	\$1,346	\$128	\$1,474
Insurance Administration	\$0	\$0	\$0	\$2,277	\$764	\$3,041
Congestion & Environmental	\$0	\$0	\$0	\$1,776	\$3,570	\$5,346
Subtotal (Monetary Cost)	\$0	\$0	\$0	\$15,614	\$5,736	\$21,350
Quality of Life	\$0	\$0	\$0	\$78,105	\$7,228	\$85,333
<b>Total (Comprehensive Cost)</b>	<b>\$0</b>	<b>\$0</b>	<b>\$0</b>	<b>\$93,719</b>	<b>\$12,964</b>	<b>\$106,683</b>

Costs of Pedestrian Crashes in St. Joseph County (2021 dollars)						
	Fatal	Serious Injury	Moderate Injury	Minor Injury	Property Damage Only	Total
Medical Care	\$22,607	\$96,594	\$45,665	\$30,926	\$3,716	\$199,508
Work Loss	\$1,187,181	\$155,850	\$77,660	\$51,239	\$5,826	\$1,477,756
Public Services	\$1,090	\$676	\$900	\$895	\$222	\$3,783
Adjudication	\$129,629	\$33,866	\$16,560	\$11,016	\$1,250	\$192,321
Insurance Administration	\$48,594	\$38,896	\$22,570	\$15,922	\$2,330	\$128,312
Congestion & Environmental	\$7,332	\$2,752	\$6,580	\$8,066	\$4,638	\$29,368
Subtotal (Monetary Cost)	\$1,396,433	\$328,634	\$169,935	\$118,064	\$17,982	\$2,031,048
Quality of Life	\$8,337,918	\$1,798,964	\$1,063,115	\$753,665	\$90,550	\$12,044,212
<b>Total (Comprehensive Cost)</b>	<b>\$9,734,351</b>	<b>\$2,127,598</b>	<b>\$1,233,050</b>	<b>\$871,729</b>	<b>\$108,532</b>	<b>\$14,075,260</b>

Crash Casualties



Crash Costs





# Sanilac County Traffic Crashes and Crime

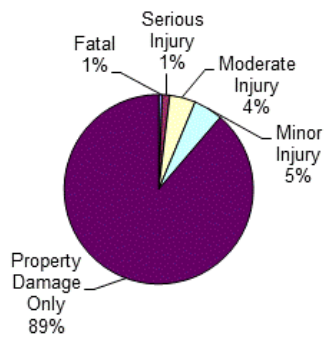
Crash Casualty Severity	Crash Casualties	Crash Costs
Fatal	11	\$114,340,413
Serious Injury	23	\$21,522,112
Moderate Injury	80	\$15,554,640
Minor Injury	90	\$9,062,100
Property Damage Only	1,602	\$14,336,298
<b>Total</b>	<b>1,806</b>	<b>\$174,815,563</b>
Average cost of crash casualty		\$96,797

Index Crime Category	Number of Crimes	Crime Costs
Murder	1	\$9,909,389
Rape	31	\$17,530,593
Aggravated Assault	30	\$1,396,440
Robbery	0	\$0
Larceny	121	\$518,001
Burglary	33	\$140,613
Motor Vehicle Theft	18	\$185,418
<b>Total</b>	<b>234</b>	<b>\$29,680,454</b>
Average cost of index crime		\$126,840

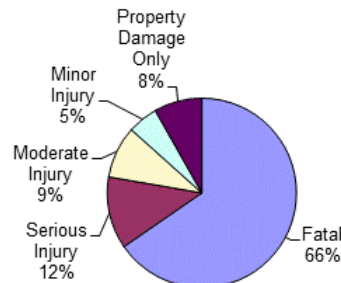
Costs of Crashes in Sanilac County (2021 dollars)						
	Fatal	Serious Injury	Moderate Injury	Minor Injury	Property Damage Only	Total
Medical Care	\$186,560	\$921,817	\$563,280	\$324,540	\$294,768	\$2,290,965
Work Loss	\$14,377,561	\$1,586,540	\$1,052,800	\$584,010	\$648,810	\$18,249,721
Public Services	\$11,990	\$7,659	\$13,440	\$10,800	\$76,896	\$120,785
Adjudication & Sanctioning	\$1,425,919	\$335,892	\$216,480	\$121,140	\$102,528	\$2,201,959
Insurance Administration	\$377,157	\$286,787	\$309,360	\$204,930	\$611,964	\$1,790,198
Congestion & Environmental	\$80,652	\$41,515	\$141,920	\$159,840	\$2,859,570	\$3,283,497
Property Damage & Loss	\$171,688	\$285,936	\$744,160	\$627,390	\$3,952,134	\$5,781,308
<b>Subtotal (Monetary Cost)</b>	<b>\$16,631,527</b>	<b>\$3,466,146</b>	<b>\$3,041,440</b>	<b>\$2,032,650</b>	<b>\$8,546,670</b>	<b>\$33,718,433</b>
Quality of Life	\$97,708,886	\$18,055,966	\$12,513,200	\$7,029,450	\$5,789,628	\$141,097,130
<b>Total (Comprehensive Cost)</b>	<b>\$114,340,413</b>	<b>\$21,522,112</b>	<b>\$15,554,640</b>	<b>\$9,062,100</b>	<b>\$14,336,298</b>	<b>\$174,815,563</b>

Costs of Index Crimes in Sanilac County (2021 dollars)								
	Murder	Rape	Aggravated Assault	Robbery	Larceny	Burglary	Motor Vehicle Theft	Total
Medical Care	\$12,893	\$104,594	\$63,450	\$0	\$0	\$0	\$0	\$180,937
Mental Health	\$12,125	\$204,135	\$12,240	\$0	\$0	\$0	\$0	\$228,500
Work Loss	\$1,160,258	\$220,937	\$68,280	\$0	\$3,751	\$1,287	\$2,106	\$1,456,619
Public Services	\$104,785	\$23,591	\$73,170	\$0	\$63,767	\$11,946	\$8,190	\$285,449
Adjudication & Sanctioning	\$489,046	\$1,402,378	\$179,850	\$0	\$313,995	\$25,443	\$35,820	\$2,446,532
Property Damage & Loss	\$211	\$5,859	\$2,520	\$0	\$136,488	\$101,937	\$139,302	\$386,317
<b>Subtotal (Monetary Cost)</b>	<b>\$1,779,318</b>	<b>\$1,961,494</b>	<b>\$399,510</b>	<b>\$0</b>	<b>\$518,001</b>	<b>\$140,613</b>	<b>\$185,418</b>	<b>\$4,984,354</b>
Quality of Life	\$8,130,071	\$15,569,099	\$996,930	\$0	\$0	\$0	\$0	\$24,696,100
<b>Total (Comprehensive Costs)</b>	<b>\$9,909,389</b>	<b>\$17,530,593</b>	<b>\$1,396,440</b>	<b>\$0</b>	<b>\$518,001</b>	<b>\$140,613</b>	<b>\$185,418</b>	<b>\$29,680,454</b>

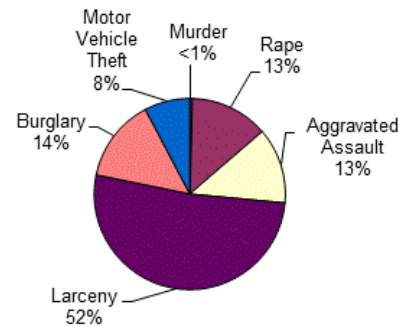
Crash Casualties



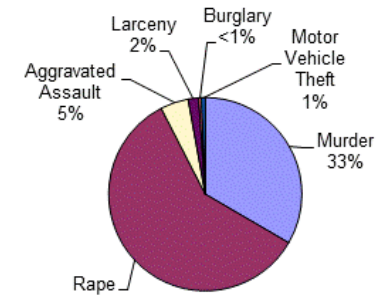
Crash Costs



Index Crimes



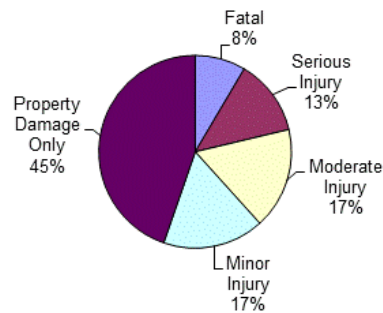
Index Crime Costs



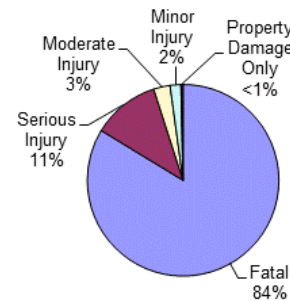
# Sanilac County Alcohol-Involved Crashes

Crash Casualty Severity	Crash Casualties	Crash Costs
Fatal	4	\$46,039,800
Serious Injury	6	\$6,251,244
Moderate Injury	8	\$1,531,288
Minor Injury	8	\$998,169
Property Damage Only	21	\$198,954
<b>Total</b>	<b>47</b>	<b>\$55,019,455</b>
Average cost of crash casualty		\$1,170,627

Crash Casualties



Crash Costs

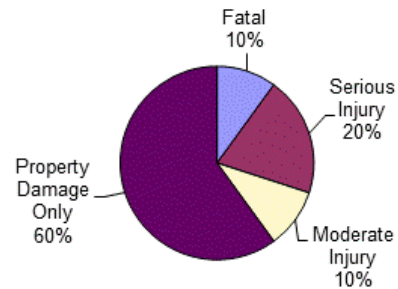


Costs of Alcohol-Involved Crashes in Sanilac County (2021 dollars)						
	Fatal	Serious Injury	Moderate Injury	Minor Injury	Property Damage Only	Total
Medical Care	\$67,840	\$267,864	\$52,368	\$34,528	\$4,410	\$427,010
Work Loss	\$6,259,044	\$449,994	\$98,712	\$61,176	\$9,177	\$6,878,103
Public Services	\$4,360	\$2,058	\$1,328	\$1,032	\$1,029	\$9,807
Adjudication & Sanctioning	\$518,516	\$99,600	\$21,992	\$13,640	\$1,722	\$655,470
Insurance Administration	\$137,148	\$82,326	\$34,768	\$23,856	\$9,135	\$287,233
Congestion & Environmental	\$29,328	\$10,842	\$14,184	\$37,233	\$37,485	\$129,072
Property Damage & Loss	\$62,432	\$75,600	\$75,248	\$62,352	\$53,550	\$329,182
<b>Subtotal (Monetary Cost)</b>	<b>\$7,078,668</b>	<b>\$988,284</b>	<b>\$298,600</b>	<b>\$233,817</b>	<b>\$116,508</b>	<b>\$8,715,877</b>
Quality of Life	\$38,961,132	\$5,262,960	\$1,232,688	\$764,352	\$82,446	\$46,303,578
<b>Total (Comprehensive Cost)</b>	<b>\$46,039,800</b>	<b>\$6,251,244</b>	<b>\$1,531,288</b>	<b>\$998,169</b>	<b>\$198,954</b>	<b>\$55,019,455</b>

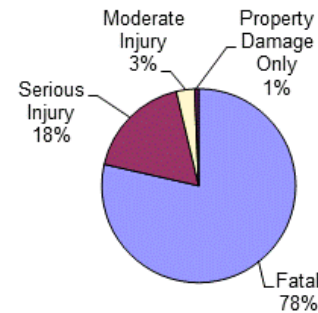
# Sanilac County Drug-Involved Crashes

Crash Casualty Severity	Crash Casualties	Crash Costs
Fatal	1	\$11,509,950
Serious Injury	2	\$2,595,644
Moderate Injury	1	\$450,787
Minor Injury	0	\$0
Property Damage Only	6	\$95,262
<b>Total</b>	<b>10</b>	<b>\$14,651,643</b>
Average cost of crash casualty	\$1,465,164	

Crash Casualties



Crash Costs

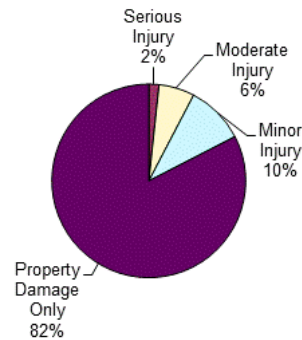


Costs of Drug-Involved Crashes in Sanilac County (2021 dollars)						
	Fatal	Serious Injury	Moderate Injury	Minor Injury	Property Damage Only	Total
Medical Care	\$16,960	\$108,532	\$16,476	\$0	\$2,502	\$144,470
Work Loss	\$1,564,761	\$184,918	\$31,506	\$0	\$5,172	\$1,786,357
Public Services	\$1,090	\$776	\$225	\$0	\$318	\$2,409
Adjudication & Sanctioning	\$129,629	\$40,458	\$6,748	\$0	\$1,056	\$177,891
Insurance Administration	\$34,287	\$33,884	\$7,774	\$0	\$3,378	\$79,323
Congestion & Environmental	\$7,332	\$3,632	\$1,784	\$0	\$10,710	\$23,458
Property Damage & Loss	\$15,608	\$27,216	\$10,625	\$0	\$16,302	\$69,751
<b>Subtotal (Monetary Cost)</b>	<b>\$1,769,667</b>	<b>\$399,416</b>	<b>\$75,138</b>	<b>\$0</b>	<b>\$39,438</b>	<b>\$2,283,659</b>
Quality of Life	\$9,740,283	\$2,196,228	\$375,649	\$0	\$55,824	\$12,367,984
<b>Total (Comprehensive Cost)</b>	<b>\$11,509,950</b>	<b>\$2,595,644</b>	<b>\$450,787</b>	<b>\$0</b>	<b>\$95,262</b>	<b>\$14,651,643</b>

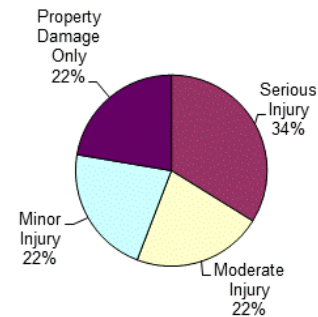
# Sanilac County Young Driver Crashes (<21)

Crash Casualty Severity	Crash Casualties	Crash Costs
Fatal	0	\$0
Serious Injury	4	\$3,004,908
Moderate Injury	14	\$1,954,134
Minor Injury	23	\$1,940,602
Property Damage Only	194	\$1,982,486
<b>Total</b>	<b>235</b>	<b>\$8,882,130</b>
Average cost of crash casualty		\$37,796

Crash Casualties



Crash Costs

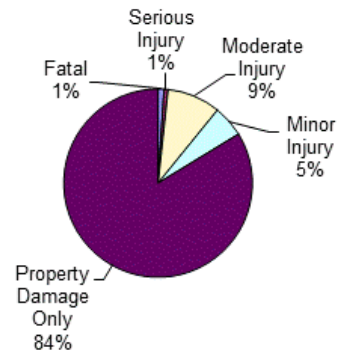


Costs of Young Driver Crashes in Sanilac County (2021 dollars)						
	Fatal	Serious Injury	Moderate Injury	Minor Injury	Property Damage Only	Total
Medical Care	\$0	\$126,784	\$67,312	\$72,059	\$45,396	\$311,551
Work Loss	\$0	\$216,028	\$129,276	\$127,213	\$91,956	\$564,473
Public Services	\$0	\$1,184	\$2,226	\$2,783	\$9,894	\$16,087
Adjudication	\$0	\$45,916	\$26,362	\$26,588	\$15,520	\$114,386
Insurance Administration	\$0	\$41,232	\$44,548	\$48,093	\$83,226	\$217,099
Congestion & Environmental	\$0	\$7,196	\$24,822	\$40,779	\$346,290	\$419,087
Property Damage & Loss	\$0	\$46,684	\$127,078	\$166,658	\$517,204	\$857,624
<b>Subtotal (Monetary Cost)</b>	<b>\$0</b>	<b>\$485,024</b>	<b>\$421,624</b>	<b>\$484,173</b>	<b>\$1,109,486</b>	<b>\$2,500,307</b>
Quality of Life	\$0	\$2,519,884	\$1,532,510	\$1,456,429	\$873,000	\$6,381,823
<b>Total (Comprehensive Cost)</b>	<b>\$0</b>	<b>\$3,004,908</b>	<b>\$1,954,134</b>	<b>\$1,940,602</b>	<b>\$1,982,486</b>	<b>\$8,882,130</b>

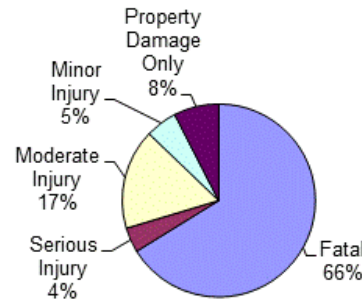
# Sanilac County Older Driver Crashes (65+)

Crash Casualty Severity	Crash Casualties	Crash Costs
Fatal	3	\$31,183,749
Serious Injury	2	\$1,962,436
Moderate Injury	27	\$7,919,748
Minor Injury	16	\$2,495,312
Property Damage Only	247	\$3,548,155
<b>Total</b>	<b>295</b>	<b>\$47,109,400</b>
Average cost of crash casualty		\$159,693

Crash Casualties



Crash Costs

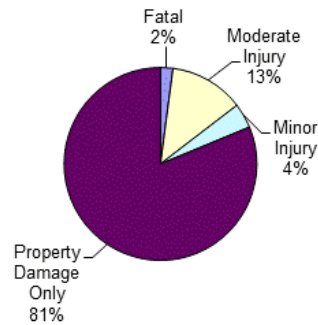


Costs of Older Driver Crashes in Sanilac County (2021 dollars)						
	Fatal	Serious Injury	Moderate Injury	Minor Injury	Property Damage Only	Total
Medical Care	\$50,880	\$82,140	\$286,092	\$89,776	\$96,577	\$605,465
Work Loss	\$3,921,153	\$142,218	\$544,752	\$167,328	\$181,545	\$4,956,996
Public Services	\$3,270	\$678	\$5,130	\$2,224	\$13,338	\$24,640
Adjudication	\$388,887	\$30,032	\$111,240	\$34,352	\$33,592	\$598,103
Insurance Administration	\$102,861	\$26,560	\$140,535	\$49,664	\$126,958	\$446,578
Congestion & Environmental	\$21,996	\$3,610	\$48,060	\$28,432	\$440,648	\$542,746
Property Damage & Loss	\$46,824	\$26,030	\$260,361	\$122,304	\$709,384	\$1,164,903
<b>Subtotal (Monetary Cost)</b>	<b>\$4,535,871</b>	<b>\$311,268</b>	<b>\$1,396,170</b>	<b>\$494,080</b>	<b>\$1,602,042</b>	<b>\$8,339,431</b>
Quality of Life	\$26,647,878	\$1,651,168	\$6,523,578	\$2,001,232	\$1,946,113	\$38,769,969
<b>Total (Comprehensive Cost)</b>	<b>\$31,183,749</b>	<b>\$1,962,436</b>	<b>\$7,919,748</b>	<b>\$2,495,312</b>	<b>\$3,548,155</b>	<b>\$47,109,400</b>

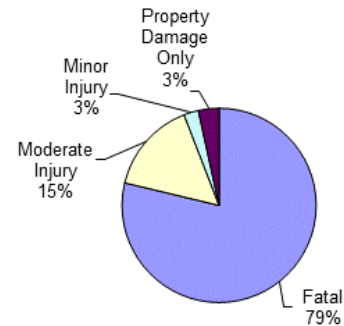
# Sanilac County Medium/Large Truck Crashes

Crash Casualty Severity	Crash Casualties	Crash Costs
Fatal	1	\$10,432,467
Serious Injury	0	\$0
Moderate Injury	6	\$2,038,464
Minor Injury	2	\$323,968
Property Damage Only	39	\$456,105
<b>Total</b>	<b>48</b>	<b>\$13,251,004</b>
Average cost of crash casualty		\$276,063

Crash Casualties



Crash Costs



Costs of Medium/Large Truck Crashes in Sanilac County (2021 dollars)						
	Fatal	Serious Injury	Moderate Injury	Minor Injury	Property Damage Only	Total
Medical Care	\$32,338	\$0	\$103,590	\$15,834	\$14,157	\$165,919
Work Loss	\$1,307,051	\$0	\$320,268	\$45,664	\$113,607	\$1,786,590
Public Services	\$1,096	\$0	\$1,050	\$384	\$1,833	\$4,363
Adjudication	\$141,870	\$0	\$17,004	\$3,004	\$6,201	\$168,079
Insurance Administration	\$34,040	\$0	\$21,900	\$4,460	\$21,372	\$81,772
Congestion & Environmental	\$7,583	\$0	\$11,010	\$3,674	\$72,033	\$94,300
Property Damage & Loss	\$25,863	\$0	\$49,278	\$12,510	\$112,320	\$199,971
<b>Subtotal (Monetary Cost)</b>	<b>\$1,549,841</b>	<b>\$0</b>	<b>\$524,100</b>	<b>\$85,530</b>	<b>\$341,523</b>	<b>\$2,500,994</b>
Quality of Life	\$8,882,626	\$0	\$1,514,364	\$238,438	\$114,582	\$10,750,010
<b>Total (Comprehensive Cost)</b>	<b>\$10,432,467</b>	<b>\$0</b>	<b>\$2,038,464</b>	<b>\$323,968</b>	<b>\$456,105</b>	<b>\$13,251,004</b>

# Sanilac County Motorcycle Crashes

Injury Severity	Motorcyclist Crash Victims	Motorcyclist Victim Costs
Fatal	1	\$10,729,068
Serious Injury	3	\$2,914,413
Moderate Injury	10	\$2,663,040
Minor Injury	4	\$934,476
Property Damage Only	3	\$150,786
<b>Total</b>	<b>21</b>	<b>\$17,391,783</b>
Average cost of crash casualty		\$828,180

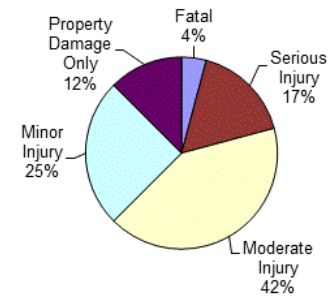
Injury Severity	Non-motorcyclist Crash Victims	Non-motorcyclist Victim Costs
Fatal	0	\$0
Serious Injury	1	\$935,744
Moderate Injury	0	\$0
Minor Injury	2	\$201,380
Property Damage Only	0	\$0
<b>Total</b>	<b>3</b>	<b>\$1,137,124</b>
Average cost of crash casualty		\$379,041

Motorcyclist Victim Costs in Motorcycle Crashes in Sanilac County (2021 dollars)						
	Fatal	Serious Injury	Moderate Injury	Minor Injury	Property Damage Only	Total
Medical Care	\$19,680	\$121,446	\$94,890	\$33,240	\$4,662	\$273,918
Work Loss	\$1,477,877	\$219,837	\$191,820	\$67,204	\$9,543	\$1,966,281
Public Services	\$1,090	\$1,017	\$1,930	\$740	\$255	\$5,032
Adjudication	\$129,629	\$45,798	\$38,550	\$13,512	\$1,899	\$229,388
Insurance Administration	\$32,488	\$38,661	\$48,930	\$17,732	\$4,182	\$141,993
Congestion & Environmental	\$7,332	\$4,104	\$13,280	\$5,312	\$3,993	\$34,021
Property Damage & Loss	\$22,303	\$35,844	\$95,280	\$37,072	\$17,073	\$207,572
Subtotal (Monetary Cost)	\$1,690,399	\$466,707	\$484,680	\$174,812	\$41,607	\$2,858,205
Quality of Life	\$9,038,669	\$2,447,706	\$2,178,360	\$759,664	\$109,179	\$14,533,578
<b>Total (Comprehensive Cost)</b>	<b>\$10,729,068</b>	<b>\$2,914,413</b>	<b>\$2,663,040</b>	<b>\$934,476</b>	<b>\$150,786</b>	<b>\$17,391,783</b>

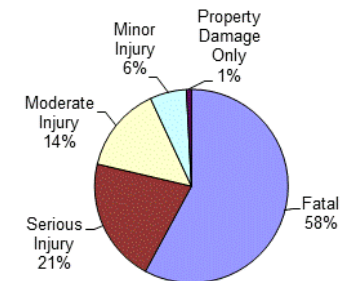
Non-motorcyclist Victim Costs in Motorcycle Crashes in Sanilac County (2021 dollars)						
	Fatal	Serious Injury	Moderate Injury	Minor Injury	Property Damage Only	Total
Medical Care	\$0	\$40,079	\$0	\$7,212	\$0	\$47,291
Work Loss	\$0	\$68,980	\$0	\$12,978	\$0	\$81,958
Public Services	\$0	\$333	\$0	\$240	\$0	\$573
Adjudication	\$0	\$14,604	\$0	\$2,692	\$0	\$17,296
Insurance Administration	\$0	\$12,469	\$0	\$4,554	\$0	\$17,023
Congestion & Environmental	\$0	\$1,805	\$0	\$3,552	\$0	\$5,357
Property Damage & Loss	\$0	\$12,432	\$0	\$13,942	\$0	\$26,374
Subtotal (Monetary Cost)	\$0	\$150,702	\$0	\$45,170	\$0	\$195,872
Quality of Life	\$0	\$785,042	\$0	\$156,210	\$0	\$941,252
<b>Total (Comprehensive Cost)</b>	<b>\$0</b>	<b>\$935,744</b>	<b>\$0</b>	<b>\$201,380</b>	<b>\$0</b>	<b>\$1,137,124</b>

Costs of Motorcycle Crashes in Sanilac County (2021 dollars)						
	Fatal	Serious Injury	Moderate Injury	Minor Injury	Property Damage Only	Total
Medical Care	\$19,680	\$161,525	\$94,890	\$40,452	\$4,662	\$321,209
Work Loss	\$1,477,877	\$288,817	\$191,820	\$80,182	\$9,543	\$2,048,239
Public Services	\$1,090	\$1,350	\$1,930	\$980	\$255	\$5,605
Adjudication	\$129,629	\$60,402	\$38,550	\$16,204	\$1,899	\$246,684
Insurance Administration	\$32,488	\$51,130	\$48,930	\$22,286	\$4,182	\$159,016
Congestion & Environmental	\$7,332	\$5,909	\$13,280	\$8,864	\$3,993	\$39,378
Property Damage & Loss	\$22,303	\$48,276	\$95,280	\$51,014	\$17,073	\$233,946
Subtotal (Monetary Cost)	\$1,690,399	\$617,409	\$484,680	\$219,982	\$41,607	\$3,054,077
Quality of Life	\$9,038,669	\$3,232,748	\$2,178,360	\$915,874	\$109,179	\$15,474,830
<b>Total (Comprehensive Cost)</b>	<b>\$10,729,068</b>	<b>\$3,850,157</b>	<b>\$2,663,040</b>	<b>\$1,135,856</b>	<b>\$150,786</b>	<b>\$18,528,907</b>

Crash Casualties



Crash Costs



# Sanilac County Bicycle Crashes

Injury Severity	Bicyclist Crash Victims	Bicyclist Victim Costs
Fatal	0	\$0
Serious Injury	0	\$0
Moderate Injury	0	\$0
Minor Injury	0	\$0
Property Damage Only	0	\$0
Total	0	\$0
Average cost of crash casualty		\$0

Injury Severity	Non-bicyclist Crash Victims	Non-bicyclist Victim Costs
Fatal	0	\$0
Serious Injury	0	\$0
Moderate Injury	0	\$0
Minor Injury	0	\$0
Property Damage Only	0	\$0
Total	0	\$0
Average cost of crash casualty		\$0

Bicyclist Victim Costs in Bicycle Crashes in Sanilac County (2021 dollars)						
	Fatal	Serious Injury	Moderate Injury	Minor Injury	Property Damage Only	Total
Medical Care	\$0	\$0	\$0	\$0	\$0	\$0
Work Loss	\$0	\$0	\$0	\$0	\$0	\$0
Public Services	\$0	\$0	\$0	\$0	\$0	\$0
Adjudication	\$0	\$0	\$0	\$0	\$0	\$0
Insurance Administration	\$0	\$0	\$0	\$0	\$0	\$0
Congestion & Environmental	\$0	\$0	\$0	\$0	\$0	\$0
Property Damage & Loss	\$0	\$0	\$0	\$0	\$0	\$0
Subtotal (Monetary Cost)	\$0	\$0	\$0	\$0	\$0	\$0
Quality of Life	\$0	\$0	\$0	\$0	\$0	\$0
<b>Total (Comprehensive Cost)</b>	<b>\$0</b>	<b>\$0</b>	<b>\$0</b>	<b>\$0</b>	<b>\$0</b>	<b>\$0</b>

Crash Casualties

No Bicycle Crashes

Non-bicyclist Victim Costs in Bicycle Crashes in Sanilac County (2021 dollars)						
	Fatal	Serious Injury	Moderate Injury	Minor Injury	Property Damage Only	Total
Medical Care	\$0	\$0	\$0	\$0	\$0	\$0
Work Loss	\$0	\$0	\$0	\$0	\$0	\$0
Public Services	\$0	\$0	\$0	\$0	\$0	\$0
Adjudication	\$0	\$0	\$0	\$0	\$0	\$0
Insurance Administration	\$0	\$0	\$0	\$0	\$0	\$0
Congestion & Environmental	\$0	\$0	\$0	\$0	\$0	\$0
Property Damage & Loss	\$0	\$0	\$0	\$0	\$0	\$0
Subtotal (Monetary Cost)	\$0	\$0	\$0	\$0	\$0	\$0
Quality of Life	\$0	\$0	\$0	\$0	\$0	\$0
<b>Total (Comprehensive Cost)</b>	<b>\$0</b>	<b>\$0</b>	<b>\$0</b>	<b>\$0</b>	<b>\$0</b>	<b>\$0</b>

Crash Costs

Costs of Bicycle Crashes in Sanilac County (2021 dollars)						
	Fatal	Serious Injury	Moderate Injury	Minor Injury	Property Damage Only	Total
Medical Care	\$0	\$0	\$0	\$0	\$0	\$0
Work Loss	\$0	\$0	\$0	\$0	\$0	\$0
Public Services	\$0	\$0	\$0	\$0	\$0	\$0
Adjudication	\$0	\$0	\$0	\$0	\$0	\$0
Insurance Administration	\$0	\$0	\$0	\$0	\$0	\$0
Congestion & Environmental	\$0	\$0	\$0	\$0	\$0	\$0
Property Damage & Loss	\$0	\$0	\$0	\$0	\$0	\$0
Subtotal (Monetary Cost)	\$0	\$0	\$0	\$0	\$0	\$0
Quality of Life	\$0	\$0	\$0	\$0	\$0	\$0
<b>Total (Comprehensive Cost)</b>	<b>\$0</b>	<b>\$0</b>	<b>\$0</b>	<b>\$0</b>	<b>\$0</b>	<b>\$0</b>

**Bicycle Crash Costs =  
\$0**



# Sanilac County Pedestrian Crashes

Injury Severity	Pedestrian Crash Victims	Pedestrian Victim Costs
Fatal	2	\$19,468,702
Serious Injury	1	\$1,063,799
Moderate Injury	2	\$493,220
Minor Injury	1	\$155,602
Property Damage Only	2	\$31,856
<b>Total</b>	<b>8</b>	<b>\$21,213,179</b>
Average cost of crash casualty	\$2,651,647	

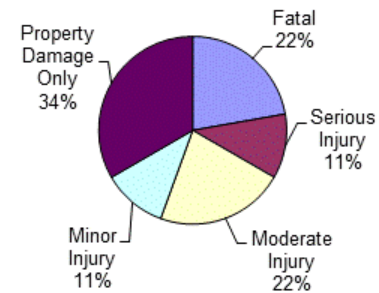
Injury Severity	Non-pedestrian Crash Victims	Non-pedestrian Victim Costs
Fatal	0	\$0
Serious Injury	0	\$0
Moderate Injury	0	\$0
Minor Injury	0	\$0
Property Damage Only	1	\$6,482
<b>Total</b>	<b>1</b>	<b>\$6,482</b>
Average cost of crash casualty	\$6,482	

Pedestrian Victim Costs in Pedestrian Crashes in Sanilac County (2021 dollars)						
	Fatal	Serious Injury	Moderate Injury	Minor Injury	Property Damage Only	Total
Medical Care	\$45,214	\$48,297	\$18,266	\$5,464	\$1,116	\$118,357
Work Loss	\$2,374,362	\$77,925	\$31,064	\$8,950	\$1,672	\$2,493,973
Public Services	\$2,180	\$338	\$360	\$155	\$42	\$3,075
Adjudication	\$259,258	\$16,933	\$6,624	\$1,934	\$374	\$285,123
Insurance Administration	\$97,188	\$19,448	\$9,028	\$2,729	\$522	\$128,915
Congestion & Environmental	\$14,664	\$1,376	\$2,632	\$1,258	\$356	\$20,286
Subtotal (Monetary Cost)	\$2,792,866	\$164,317	\$67,974	\$20,490	\$4,082	\$3,049,729
Quality of Life	\$16,675,836	\$899,482	\$425,246	\$135,112	\$27,774	\$18,163,450
<b>Total (Comprehensive Cost)</b>	<b>\$19,468,702</b>	<b>\$1,063,799</b>	<b>\$493,220</b>	<b>\$155,602</b>	<b>\$31,856</b>	<b>\$21,213,179</b>

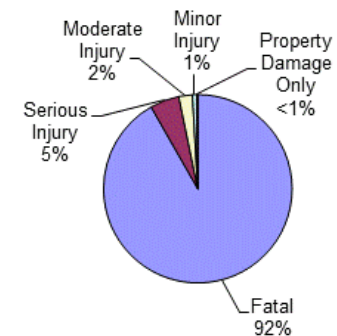
Non-pedestrian Victim in Pedestrian Crashes in Sanilac County (2021 dollars)						
	Fatal	Serious Injury	Moderate Injury	Minor Injury	Property Damage Only	Total
Medical Care	\$0	\$0	\$0	\$0	\$184	\$184
Work Loss	\$0	\$0	\$0	\$0	\$405	\$405
Public Services	\$0	\$0	\$0	\$0	\$48	\$48
Adjudication	\$0	\$0	\$0	\$0	\$64	\$64
Insurance Administration	\$0	\$0	\$0	\$0	\$382	\$382
Congestion & Environmental	\$0	\$0	\$0	\$0	\$1,785	\$1,785
Subtotal (Monetary Cost)	\$0	\$0	\$0	\$0	\$2,868	\$2,868
Quality of Life	\$0	\$0	\$0	\$0	\$3,614	\$3,614
<b>Total (Comprehensive Cost)</b>	<b>\$0</b>	<b>\$0</b>	<b>\$0</b>	<b>\$0</b>	<b>\$6,482</b>	<b>\$6,482</b>

Costs of Pedestrian Crashes in Sanilac County (2021 dollars)						
	Fatal	Serious Injury	Moderate Injury	Minor Injury	Property Damage Only	Total
Medical Care	\$45,214	\$48,297	\$18,266	\$5,464	\$1,300	\$118,541
Work Loss	\$2,374,362	\$77,925	\$31,064	\$8,950	\$2,077	\$2,494,378
Public Services	\$2,180	\$338	\$360	\$155	\$90	\$3,123
Adjudication	\$259,258	\$16,933	\$6,624	\$1,934	\$438	\$285,187
Insurance Administration	\$97,188	\$19,448	\$9,028	\$2,729	\$904	\$129,297
Congestion & Environmental	\$14,664	\$1,376	\$2,632	\$1,258	\$2,141	\$22,071
Subtotal (Monetary Cost)	\$2,792,866	\$164,317	\$67,974	\$20,490	\$6,950	\$3,052,597
Quality of Life	\$16,675,836	\$899,482	\$425,246	\$135,112	\$31,388	\$18,167,064
<b>Total (Comprehensive Cost)</b>	<b>\$19,468,702</b>	<b>\$1,063,799</b>	<b>\$493,220</b>	<b>\$155,602</b>	<b>\$38,338</b>	<b>\$21,219,661</b>

Crash Casualties



Crash Costs



# Schoolcraft County Traffic Crashes and Crime

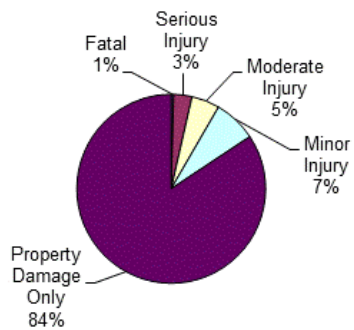
Crash Casualty Severity	Crash Casualties	Crash Costs
Fatal	2	\$20,789,166
Serious Injury	15	\$14,036,160
Moderate Injury	23	\$4,471,959
Minor Injury	35	\$3,524,150
Property Damage Only	403	\$3,606,447
<b>Total</b>	<b>478</b>	<b>\$46,427,882</b>
Average cost of crash casualty		\$97,129

Index Crime Category	Number of Crimes	Crime Costs
Murder	0	\$0
Rape	7	\$3,958,521
Aggravated Assault	9	\$418,932
Robbery	0	\$0
Larceny	67	\$286,827
Burglary	30	\$127,830
Motor Vehicle Theft	9	\$92,709
<b>Total</b>	<b>122</b>	<b>\$4,884,819</b>
Average cost of index crime		\$40,040

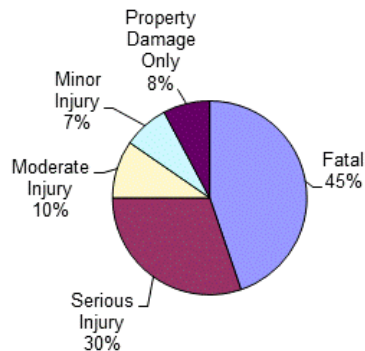
Costs of Crashes in Schoolcraft County (2021 dollars)						
	Fatal	Serious Injury	Moderate Injury	Minor Injury	Property Damage Only	Total
Medical Care	\$33,920	\$601,185	\$161,943	\$126,210	\$74,152	\$997,410
Work Loss	\$2,614,102	\$1,034,700	\$302,680	\$227,115	\$163,215	\$4,341,812
Public Services	\$2,180	\$4,995	\$3,864	\$4,200	\$19,344	\$34,583
Adjudication & Sanctioning	\$259,258	\$219,060	\$62,238	\$47,110	\$25,792	\$613,458
Insurance Administration	\$68,574	\$187,035	\$88,941	\$79,695	\$153,946	\$578,191
Congestion & Environmental	\$14,664	\$27,075	\$40,802	\$62,160	\$719,355	\$864,056
Property Damage & Loss	\$31,216	\$186,480	\$213,946	\$243,985	\$994,201	\$1,669,828
Subtotal (Monetary Cost)	\$3,023,914	\$2,260,530	\$874,414	\$790,475	\$2,150,005	\$9,099,338
Quality of Life	\$17,765,252	\$11,775,630	\$3,597,545	\$2,733,675	\$1,456,442	\$37,328,544
<b>Total (Comprehensive Cost)</b>	<b>\$20,789,166</b>	<b>\$14,036,160</b>	<b>\$4,471,959</b>	<b>\$3,524,150</b>	<b>\$3,606,447</b>	<b>\$46,427,882</b>

Costs of Index Crimes in Schoolcraft County (2021 dollars)								
	Murder	Rape	Aggravated Assault	Robbery	Larceny	Burglary	Motor Vehicle Theft	Total
Medical Care	\$0	\$23,618	\$19,035	\$0	\$0	\$0	\$0	\$42,653
Mental Health	\$0	\$46,095	\$3,672	\$0	\$0	\$0	\$0	\$49,767
Work Loss	\$0	\$49,889	\$20,484	\$0	\$2,077	\$1,170	\$1,053	\$74,673
Public Services	\$0	\$5,327	\$21,951	\$0	\$35,309	\$10,860	\$4,095	\$77,542
Adjudication & Sanctioning	\$0	\$316,666	\$53,955	\$0	\$173,865	\$23,130	\$17,910	\$585,526
Property Damage & Loss	\$0	\$1,323	\$756	\$0	\$75,576	\$92,670	\$69,651	\$239,976
Subtotal (Monetary Cost)	\$0	\$442,918	\$119,853	\$0	\$286,827	\$127,830	\$92,709	\$1,070,137
Quality of Life	\$0	\$3,515,603	\$299,079	\$0	\$0	\$0	\$0	\$3,814,682
<b>Total (Comprehensive Costs)</b>	<b>\$0</b>	<b>\$3,958,521</b>	<b>\$418,932</b>	<b>\$0</b>	<b>\$286,827</b>	<b>\$127,830</b>	<b>\$92,709</b>	<b>\$4,884,819</b>

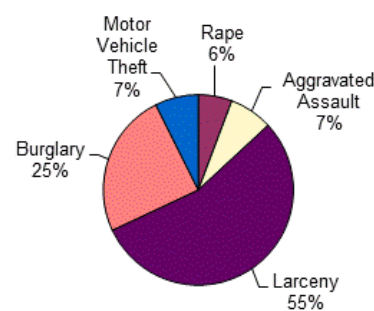
Crash Casualties



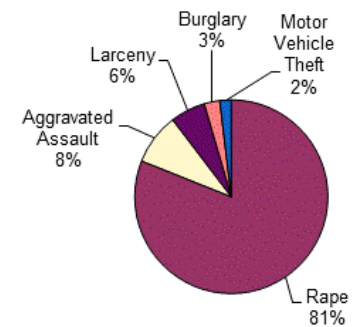
Crash Costs



Index Crimes



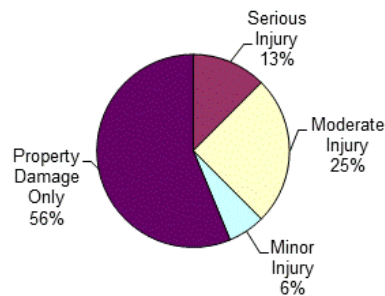
Index Crime Costs



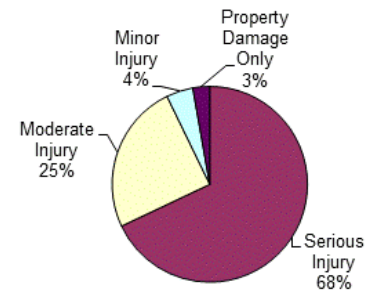
# Schoolcraft County Alcohol-Involved Crashes

Crash Casualty Severity	Crash Casualties	Crash Costs
Fatal	0	\$0
Serious Injury	2	\$2,083,748
Moderate Injury	4	\$760,325
Minor Injury	1	\$136,074
Property Damage Only	9	\$85,266
<b>Total</b>	<b>16</b>	<b>\$3,065,413</b>
Average cost of crash casualty		\$191,588

Crash Casualties



Crash Costs

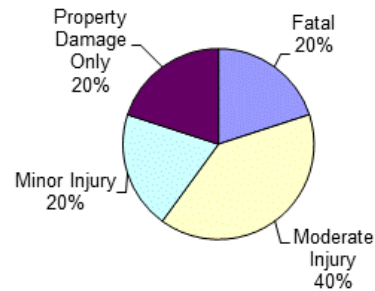


Costs of Alcohol-Involved Crashes in Schoolcraft County (2021 dollars)						
	Fatal	Serious Injury	Moderate Injury	Minor Injury	Property Damage Only	Total
Medical Care	\$0	\$89,288	\$26,184	\$4,316	\$1,890	\$121,678
Work Loss	\$0	\$149,998	\$49,356	\$7,647	\$3,933	\$210,934
Public Services	\$0	\$686	\$664	\$129	\$441	\$1,920
Adjudication & Sanctioning	\$0	\$33,200	\$10,996	\$1,705	\$738	\$46,639
Insurance Administration	\$0	\$27,442	\$17,384	\$2,982	\$3,915	\$51,723
Congestion & Environmental	\$0	\$3,614	\$1,773	\$15,957	\$16,065	\$37,409
Property Damage & Loss	\$0	\$25,200	\$37,624	\$7,794	\$22,950	\$93,568
<b>Subtotal (Monetary Cost)</b>	<b>\$0</b>	<b>\$329,428</b>	<b>\$143,981</b>	<b>\$40,530</b>	<b>\$49,932</b>	<b>\$563,871</b>
Quality of Life	\$0	\$1,754,320	\$616,344	\$95,544	\$35,334	\$2,501,542
<b>Total (Comprehensive Cost)</b>	<b>\$0</b>	<b>\$2,083,748</b>	<b>\$760,325</b>	<b>\$136,074</b>	<b>\$85,266</b>	<b>\$3,065,413</b>

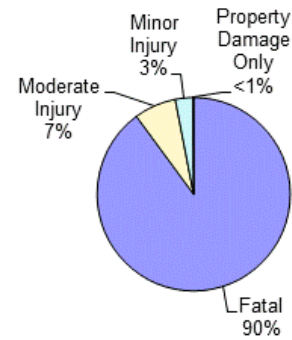
# Schoolcraft County Drug-Involved Crashes

Crash Casualty Severity	Crash Casualties	Crash Costs
Fatal	1	\$11,509,950
Serious Injury	0	\$0
Moderate Injury	2	\$901,574
Minor Injury	1	\$375,237
Property Damage Only	1	\$15,877
<b>Total</b>	<b>5</b>	<b>\$12,802,638</b>
Average cost of crash casualty	\$2,560,528	

Crash Casualties



Crash Costs

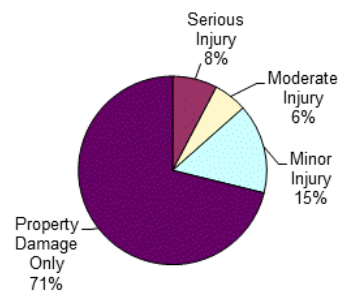


Costs of Drug-Involved Crashes in Schoolcraft County (2021 dollars)						
	Fatal	Serious Injury	Moderate Injury	Minor Injury	Property Damage Only	Total
Medical Care	\$16,960	\$0	\$32,952	\$13,659	\$417	\$63,988
Work Loss	\$1,564,761	\$0	\$63,012	\$25,628	\$862	\$1,654,263
Public Services	\$1,090	\$0	\$450	\$194	\$53	\$1,787
Adjudication & Sanctioning	\$129,629	\$0	\$13,496	\$5,539	\$176	\$148,840
Insurance Administration	\$34,287	\$0	\$15,548	\$6,487	\$563	\$56,885
Congestion & Environmental	\$7,332	\$0	\$3,568	\$1,785	\$1,785	\$14,470
Property Damage & Loss	\$15,608	\$0	\$21,250	\$9,202	\$2,717	\$48,777
Subtotal (Monetary Cost)	\$1,769,667	\$0	\$150,276	\$62,494	\$6,573	\$1,989,010
Quality of Life	\$9,740,283	\$0	\$751,298	\$312,743	\$9,304	\$10,813,628
<b>Total (Comprehensive Cost)</b>	<b>\$11,509,950</b>	<b>\$0</b>	<b>\$901,574</b>	<b>\$375,237</b>	<b>\$15,877</b>	<b>\$12,802,638</b>

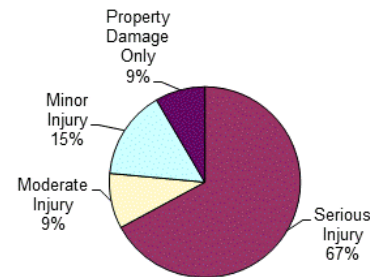
# Schoolcraft County Young Driver Crashes (<21)

Crash Casualty Severity	Crash Casualties	Crash Costs
Fatal	0	\$0
Serious Injury	4	\$3,004,908
Moderate Injury	3	\$418,743
Minor Injury	8	\$674,992
Property Damage Only	37	\$378,103
<b>Total</b>	<b>52</b>	<b>\$4,476,746</b>
Average cost of crash casualty		\$86,091

Crash Casualties



Crash Costs



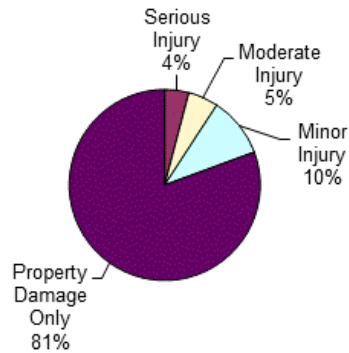
Costs of Young Driver Crashes in Schoolcraft County (2021 dollars)

	Fatal	Serious Injury	Moderate Injury	Minor Injury	Property Damage Only	Total
Medical Care	\$0	\$126,784	\$14,424	\$25,064	\$8,658	\$174,930
Work Loss	\$0	\$216,028	\$27,702	\$44,248	\$17,538	\$305,516
Public Services	\$0	\$1,184	\$477	\$968	\$1,887	\$4,516
Adjudication	\$0	\$45,916	\$5,649	\$9,248	\$2,960	\$63,773
Insurance Administration	\$0	\$41,232	\$9,546	\$16,728	\$15,873	\$83,379
Congestion & Environmental	\$0	\$7,196	\$5,319	\$14,184	\$66,045	\$92,744
Property Damage & Loss	\$0	\$46,684	\$27,231	\$57,968	\$98,642	\$230,525
<b>Subtotal (Monetary Cost)</b>	<b>\$0</b>	<b>\$485,024</b>	<b>\$90,348</b>	<b>\$168,408</b>	<b>\$211,603</b>	<b>\$955,383</b>
Quality of Life	\$0	\$2,519,884	\$328,395	\$506,584	\$166,500	\$3,521,363
<b>Total (Comprehensive Cost)</b>	<b>\$0</b>	<b>\$3,004,908</b>	<b>\$418,743</b>	<b>\$674,992</b>	<b>\$378,103</b>	<b>\$4,476,746</b>

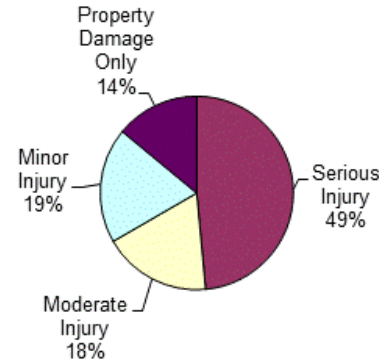
# Schoolcraft County Older Driver Crashes (65+)

Crash Casualty Severity	Crash Casualties	Crash Costs
Fatal	0	\$0
Serious Injury	4	\$3,924,872
Moderate Injury	5	\$1,466,620
Minor Injury	10	\$1,559,570
Property Damage Only	79	\$1,134,835
<b>Total</b>	<b>98</b>	<b>\$8,085,897</b>
Average cost of crash casualty		\$82,509

Crash Casualties



Crash Costs



Costs of Older Driver Crashes in Schoolcraft County (2021 dollars)						
	Fatal	Serious Injury	Moderate Injury	Minor Injury	Property Damage Only	Total
Medical Care	\$0	\$164,280	\$52,980	\$56,110	\$30,889	\$304,259
Work Loss	\$0	\$284,436	\$100,880	\$104,580	\$58,065	\$547,961
Public Services	\$0	\$1,356	\$950	\$1,390	\$4,266	\$7,962
Adjudication	\$0	\$60,064	\$20,600	\$21,470	\$10,744	\$112,878
Insurance Administration	\$0	\$53,120	\$26,025	\$31,040	\$40,606	\$150,791
Congestion & Environmental	\$0	\$7,220	\$8,900	\$17,770	\$140,936	\$174,826
Property Damage & Loss	\$0	\$52,060	\$48,215	\$76,440	\$226,888	\$403,603
<b>Subtotal (Monetary Cost)</b>	<b>\$0</b>	<b>\$622,536</b>	<b>\$258,550</b>	<b>\$308,800</b>	<b>\$512,394</b>	<b>\$1,702,280</b>
Quality of Life	\$0	\$3,302,336	\$1,208,070	\$1,250,770	\$622,441	\$6,383,617
<b>Total (Comprehensive Cost)</b>	<b>\$0</b>	<b>\$3,924,872</b>	<b>\$1,466,620</b>	<b>\$1,559,570</b>	<b>\$1,134,835</b>	<b>\$8,085,897</b>

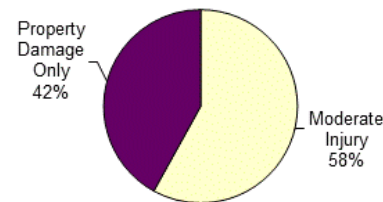
# Schoolcraft County Medium/Large Truck Crashes

Crash Casualty Severity	Crash Casualties	Crash Costs
Fatal	0	\$0
Serious Injury	0	\$0
Moderate Injury	1	\$339,744
Minor Injury	0	\$0
Property Damage Only	21	\$245,595
<b>Total</b>	<b>22</b>	<b>\$585,339</b>
Average cost of crash casualty		\$26,606

Crash Casualties



Crash Costs



Costs of Medium/Large Truck Crashes in Schoolcraft County (2021 dollars)						
	Fatal	Serious Injury	Moderate Injury	Minor Injury	Property Damage Only	Total
Medical Care	\$0	\$0	\$17,265	\$0	\$7,623	\$24,888
Work Loss	\$0	\$0	\$53,378	\$0	\$61,173	\$114,551
Public Services	\$0	\$0	\$175	\$0	\$987	\$1,162
Adjudication	\$0	\$0	\$2,834	\$0	\$3,339	\$6,173
Insurance Administration	\$0	\$0	\$3,650	\$0	\$11,508	\$15,158
Congestion & Environmental	\$0	\$0	\$1,835	\$0	\$38,787	\$40,622
Property Damage & Loss	\$0	\$0	\$8,213	\$0	\$60,480	\$68,693
<b>Subtotal (Monetary Cost)</b>	<b>\$0</b>	<b>\$0</b>	<b>\$87,350</b>	<b>\$0</b>	<b>\$183,897</b>	<b>\$271,247</b>
Quality of Life	\$0	\$0	\$252,394	\$0	\$61,698	\$314,092
<b>Total (Comprehensive Cost)</b>	<b>\$0</b>	<b>\$0</b>	<b>\$339,744</b>	<b>\$0</b>	<b>\$245,595</b>	<b>\$585,339</b>

# Schoolcraft County Motorcycle Crashes

Injury Severity	Motorcyclist Crash Victims	Motorcyclist Victim Costs
Fatal	0	\$0
Serious Injury	2	\$1,942,942
Moderate Injury	2	\$532,608
Minor Injury	0	\$0
Property Damage Only	2	\$100,524
<b>Total</b>	<b>6</b>	<b>\$2,576,074</b>
Average cost of crash casualty		\$429,346

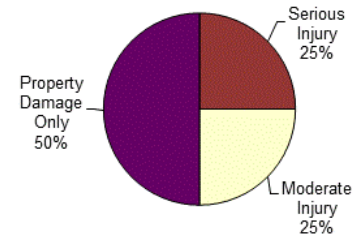
Injury Severity	Non-motorcyclist Crash Victims	Non-motorcyclist Victim Costs
Fatal	0	\$0
Serious Injury	0	\$0
Moderate Injury	0	\$0
Minor Injury	0	\$0
Property Damage Only	2	\$11,874
<b>Total</b>	<b>2</b>	<b>\$11,874</b>
Average cost of crash casualty		\$5,937

Motorcyclist Victim Costs in Motorcycle Crashes in Schoolcraft County (2021 dollars)						
	Fatal	Serious Injury	Moderate Injury	Minor Injury	Property Damage Only	Total
Medical Care	\$0	\$80,964	\$18,978	\$0	\$3,108	\$103,050
Work Loss	\$0	\$146,558	\$38,364	\$0	\$6,362	\$191,284
Public Services	\$0	\$678	\$386	\$0	\$170	\$1,234
Adjudication	\$0	\$30,532	\$7,710	\$0	\$1,266	\$39,508
Insurance Administration	\$0	\$25,774	\$9,786	\$0	\$2,788	\$38,348
Congestion & Environmental	\$0	\$2,736	\$2,656	\$0	\$2,662	\$8,054
Property Damage & Loss	\$0	\$23,896	\$19,056	\$0	\$11,382	\$54,334
Subtotal (Monetary Cost)	\$0	\$311,138	\$96,936	\$0	\$27,738	\$435,812
Quality of Life	\$0	\$1,631,804	\$435,672	\$0	\$72,786	\$2,140,262
<b>Total (Comprehensive Cost)</b>	<b>\$0</b>	<b>\$1,942,942</b>	<b>\$532,608</b>	<b>\$0</b>	<b>\$100,524</b>	<b>\$2,576,074</b>

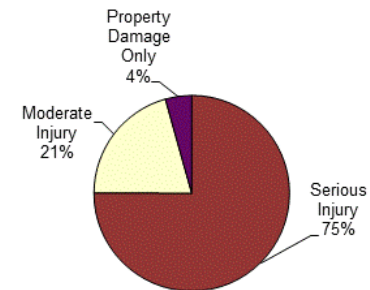
Non-motorcyclist Victim Costs in Motorcycle Crashes in Schoolcraft County (2021 dollars)						
	Fatal	Serious Injury	Moderate Injury	Minor Injury	Property Damage Only	Total
Medical Care	\$0	\$0	\$0	\$0	\$0	\$0
Work Loss	\$0	\$0	\$0	\$0	\$246	\$246
Public Services	\$0	\$0	\$0	\$0	\$50	\$50
Adjudication	\$0	\$0	\$0	\$0	\$0	\$0
Insurance Administration	\$0	\$0	\$0	\$0	\$868	\$868
Congestion & Environmental	\$0	\$0	\$0	\$0	\$3,574	\$3,574
Property Damage & Loss	\$0	\$0	\$0	\$0	\$7,136	\$7,136
Subtotal (Monetary Cost)	\$0	\$0	\$0	\$0	\$11,874	\$11,874
Quality of Life	\$0	\$0	\$0	\$0	\$0	\$0
<b>Total (Comprehensive Cost)</b>	<b>\$0</b>	<b>\$0</b>	<b>\$0</b>	<b>\$0</b>	<b>\$11,874</b>	<b>\$11,874</b>

Costs of Motorcycle Crashes in Schoolcraft County (2021 dollars)						
	Fatal	Serious Injury	Moderate Injury	Minor Injury	Property Damage Only	Total
Medical Care	\$0	\$80,964	\$18,978	\$0	\$3,108	\$103,050
Work Loss	\$0	\$146,558	\$38,364	\$0	\$6,608	\$191,530
Public Services	\$0	\$678	\$386	\$0	\$220	\$1,284
Adjudication	\$0	\$30,532	\$7,710	\$0	\$1,266	\$39,508
Insurance Administration	\$0	\$25,774	\$9,786	\$0	\$3,656	\$39,216
Congestion & Environmental	\$0	\$2,736	\$2,656	\$0	\$6,236	\$11,628
Property Damage & Loss	\$0	\$23,896	\$19,056	\$0	\$18,518	\$61,470
Subtotal (Monetary Cost)	\$0	\$311,138	\$96,936	\$0	\$39,612	\$447,686
Quality of Life	\$0	\$1,631,804	\$435,672	\$0	\$72,786	\$2,140,262
<b>Total (Comprehensive Cost)</b>	<b>\$0</b>	<b>\$1,942,942</b>	<b>\$532,608</b>	<b>\$0</b>	<b>\$112,398</b>	<b>\$2,587,948</b>

Crash Casualties



Crash Costs





# Schoolcraft County Bicycle Crashes

Injury Severity	Bicyclist Crash Victims	Bicyclist Victim Costs
Fatal	0	\$0
Serious Injury	0	\$0
Moderate Injury	1	\$198,046
Minor Injury	0	\$0
Property Damage Only	0	\$0
Total	1	\$198,046
Average cost of crash casualty	\$198,046	

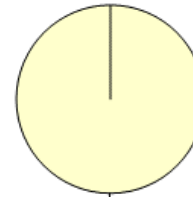
Injury Severity	Non-bicyclist Crash Victims	Non-bicyclist Victim Costs
Fatal	0	\$0
Serious Injury	0	\$0
Moderate Injury	0	\$0
Minor Injury	0	\$0
Property Damage Only	0	\$0
Total	0	\$0
Average cost of crash casualty	\$0	

Bicyclist Victim Costs in Bicycle Crashes in Schoolcraft County (2021 dollars)						
	Fatal	Serious Injury	Moderate Injury	Minor Injury	Property Damage Only	Total
Medical Care	\$0	\$0	\$6,899	\$0	\$0	\$6,899
Work Loss	\$0	\$0	\$14,235	\$0	\$0	\$14,235
Public Services	\$0	\$0	\$180	\$0	\$0	\$180
Adjudication	\$0	\$0	\$2,832	\$0	\$0	\$2,832
Insurance Administration	\$0	\$0	\$3,924	\$0	\$0	\$3,924
Congestion & Environmental	\$0	\$0	\$1,316	\$0	\$0	\$1,316
Property Damage & Loss	\$0	\$0	\$248	\$0	\$0	\$248
Subtotal (Monetary Cost)	\$0	\$0	\$29,634	\$0	\$0	\$29,634
Quality of Life	\$0	\$0	\$168,412	\$0	\$0	\$168,412
<b>Total (Comprehensive Cost)</b>	<b>\$0</b>	<b>\$0</b>	<b>\$198,046</b>	<b>\$0</b>	<b>\$0</b>	<b>\$198,046</b>

Non-bicyclist Victim Costs in Bicycle Crashes in Schoolcraft County (2021 dollars)						
	Fatal	Serious Injury	Moderate Injury	Minor Injury	Property Damage Only	Total
Medical Care	\$0	\$0	\$0	\$0	\$0	\$0
Work Loss	\$0	\$0	\$0	\$0	\$0	\$0
Public Services	\$0	\$0	\$0	\$0	\$0	\$0
Adjudication	\$0	\$0	\$0	\$0	\$0	\$0
Insurance Administration	\$0	\$0	\$0	\$0	\$0	\$0
Congestion & Environmental	\$0	\$0	\$0	\$0	\$0	\$0
Property Damage & Loss	\$0	\$0	\$0	\$0	\$0	\$0
Subtotal (Monetary Cost)	\$0	\$0	\$0	\$0	\$0	\$0
Quality of Life	\$0	\$0	\$0	\$0	\$0	\$0
<b>Total (Comprehensive Cost)</b>	<b>\$0</b>	<b>\$0</b>	<b>\$0</b>	<b>\$0</b>	<b>\$0</b>	<b>\$0</b>

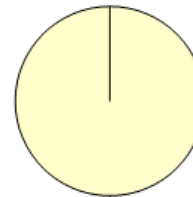
Costs of Bicycle Crashes in Schoolcraft County (2021 dollars)						
	Fatal	Serious Injury	Moderate Injury	Minor Injury	Property Damage Only	Total
Medical Care	\$0	\$0	\$6,899	\$0	\$0	\$6,899
Work Loss	\$0	\$0	\$14,235	\$0	\$0	\$14,235
Public Services	\$0	\$0	\$180	\$0	\$0	\$180
Adjudication	\$0	\$0	\$2,832	\$0	\$0	\$2,832
Insurance Administration	\$0	\$0	\$3,924	\$0	\$0	\$3,924
Congestion & Environmental	\$0	\$0	\$1,316	\$0	\$0	\$1,316
Property Damage & Loss	\$0	\$0	\$248	\$0	\$0	\$248
Subtotal (Monetary Cost)	\$0	\$0	\$29,634	\$0	\$0	\$29,634
Quality of Life	\$0	\$0	\$168,412	\$0	\$0	\$168,412
<b>Total (Comprehensive Cost)</b>	<b>\$0</b>	<b>\$0</b>	<b>\$198,046</b>	<b>\$0</b>	<b>\$0</b>	<b>\$198,046</b>

Crash Casualties



Moderate Injury  
100%

Crash Costs



Moderate Injury  
100%

# Schoolcraft County Pedestrian Crashes

Injury Severity	Pedestrian Crash Victims	Pedestrian Victim Costs
Fatal	0	\$0
Serious Injury	0	\$0
Moderate Injury	1	\$246,610
Minor Injury	2	\$311,204
Property Damage Only	0	\$0
<b>Total</b>	<b>3</b>	<b>\$557,814</b>
Average cost of crash casualty	\$185,938	

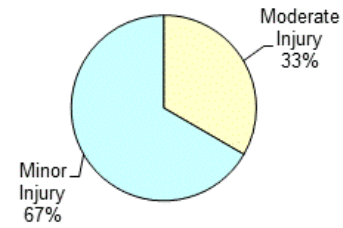
Injury Severity	Non-pedestrian Crash Victims	Non-pedestrian Victim Costs
Fatal	0	\$0
Serious Injury	0	\$0
Moderate Injury	0	\$0
Minor Injury	0	\$0
Property Damage Only	0	\$0
<b>Total</b>	<b>0</b>	<b>\$0</b>
Average cost of crash casualty	\$0	

	Fatal	Serious Injury	Moderate Injury	Minor Injury	Property Damage Only	Total
Medical Care	\$0	\$0	\$9,133	\$10,928	\$0	\$20,061
Work Loss	\$0	\$0	\$15,532	\$17,900	\$0	\$33,432
Public Services	\$0	\$0	\$180	\$310	\$0	\$490
Adjudication	\$0	\$0	\$3,312	\$3,868	\$0	\$7,180
Insurance Administration	\$0	\$0	\$4,514	\$5,458	\$0	\$9,972
Congestion & Environmental	\$0	\$0	\$1,316	\$2,516	\$0	\$3,832
Subtotal (Monetary Cost)	\$0	\$0	\$33,987	\$40,980	\$0	\$74,967
Quality of Life	\$0	\$0	\$212,623	\$270,224	\$0	\$482,847
<b>Total (Comprehensive Cost)</b>	<b>\$0</b>	<b>\$0</b>	<b>\$246,610</b>	<b>\$311,204</b>	<b>\$0</b>	<b>\$557,814</b>

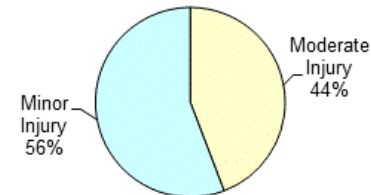
	Fatal	Serious Injury	Moderate Injury	Minor Injury	Property Damage Only	Total
Medical Care	\$0	\$0	\$0	\$0	\$0	\$0
Work Loss	\$0	\$0	\$0	\$0	\$0	\$0
Public Services	\$0	\$0	\$0	\$0	\$0	\$0
Adjudication	\$0	\$0	\$0	\$0	\$0	\$0
Insurance Administration	\$0	\$0	\$0	\$0	\$0	\$0
Congestion & Environmental	\$0	\$0	\$0	\$0	\$0	\$0
Subtotal (Monetary Cost)	\$0	\$0	\$0	\$0	\$0	\$0
Quality of Life	\$0	\$0	\$0	\$0	\$0	\$0
<b>Total (Comprehensive Cost)</b>	<b>\$0</b>	<b>\$0</b>	<b>\$0</b>	<b>\$0</b>	<b>\$0</b>	<b>\$0</b>

	Fatal	Serious Injury	Moderate Injury	Minor Injury	Property Damage Only	Total
Medical Care	\$0	\$0	\$9,133	\$10,928	\$0	\$20,061
Work Loss	\$0	\$0	\$15,532	\$17,900	\$0	\$33,432
Public Services	\$0	\$0	\$180	\$310	\$0	\$490
Adjudication	\$0	\$0	\$3,312	\$3,868	\$0	\$7,180
Insurance Administration	\$0	\$0	\$4,514	\$5,458	\$0	\$9,972
Congestion & Environmental	\$0	\$0	\$1,316	\$2,516	\$0	\$3,832
Subtotal (Monetary Cost)	\$0	\$0	\$33,987	\$40,980	\$0	\$74,967
Quality of Life	\$0	\$0	\$212,623	\$270,224	\$0	\$482,847
<b>Total (Comprehensive Cost)</b>	<b>\$0</b>	<b>\$0</b>	<b>\$246,610</b>	<b>\$311,204</b>	<b>\$0</b>	<b>\$557,814</b>

Crash Casualties



Crash Costs



# Shiawassee County Traffic Crashes and Crime

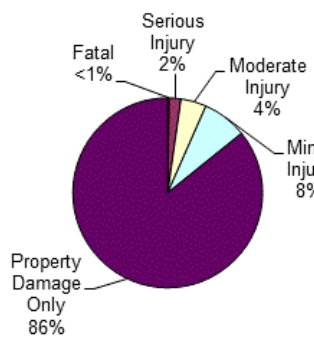
Crash Casualty Severity	Crash Casualties	Crash Costs
Fatal	6	\$62,367,498
Serious Injury	57	\$53,337,408
Moderate Injury	122	\$23,720,826
Minor Injury	213	\$21,446,970
Property Damage Only	2,402	\$21,495,498
<b>Total</b>	<b>2,800</b>	<b>\$182,368,200</b>
Average cost of crash casualty		\$65,132

Index Crime Category	Number of Crimes	Crime Costs
Murder	0	\$0
Rape	53	\$29,971,659
Aggravated Assault	137	\$6,377,076
Robbery	5	\$232,410
Larceny	412	\$1,763,772
Burglary	133	\$566,713
Motor Vehicle Theft	54	\$556,254
<b>Total</b>	<b>794</b>	<b>\$39,467,884</b>
Average cost of index crime		\$49,708

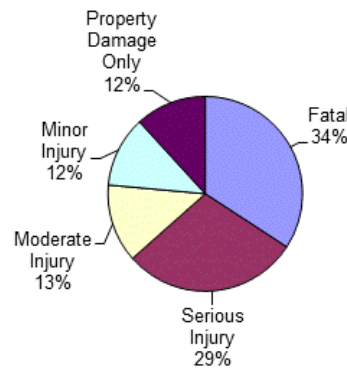
Costs of Crashes in Shiawassee County (2021 dollars)						
	Fatal	Serious Injury	Moderate Injury	Minor Injury	Property Damage Only	Total
Medical Care	\$101,760	\$2,284,503	\$859,002	\$768,078	\$441,968	\$4,455,311
Work Loss	\$7,842,306	\$3,931,860	\$1,605,520	\$1,382,157	\$972,810	\$15,734,653
Public Services	\$6,540	\$18,981	\$20,496	\$25,560	\$115,296	\$186,873
Adjudication & Sanctioning	\$777,774	\$832,428	\$330,132	\$286,698	\$153,728	\$2,380,760
Insurance Administration	\$205,722	\$710,733	\$471,774	\$485,001	\$917,564	\$2,790,794
Congestion & Environmental	\$43,992	\$102,885	\$216,428	\$378,288	\$4,287,570	\$5,029,163
Property Damage & Loss	\$93,648	\$708,624	\$1,134,844	\$1,484,823	\$5,925,734	\$9,347,673
<b>Subtotal (Monetary Cost)</b>	<b>\$9,071,742</b>	<b>\$8,590,014</b>	<b>\$4,638,196</b>	<b>\$4,810,605</b>	<b>\$12,814,670</b>	<b>\$39,925,227</b>
Quality of Life	\$53,295,756	\$44,747,394	\$19,082,630	\$16,636,365	\$8,680,828	\$142,442,973
<b>Total (Comprehensive Cost)</b>	<b>\$62,367,498</b>	<b>\$53,337,408</b>	<b>\$23,720,826</b>	<b>\$21,446,970</b>	<b>\$21,495,498</b>	<b>\$182,368,200</b>

Costs of Index Crimes in Shiawassee County (2021 dollars)								
	Murder	Rape	Aggravated Assault	Robbery	Larceny	Burglary	Motor Vehicle Theft	Total
Medical Care	\$0	\$178,822	\$289,755	\$9,915	\$0	\$0	\$0	\$478,492
Mental Health	\$0	\$349,005	\$55,896	\$995	\$0	\$0	\$0	\$405,896
Work Loss	\$0	\$377,731	\$311,812	\$23,030	\$12,772	\$5,187	\$6,318	\$736,850
Public Services	\$0	\$40,333	\$334,143	\$3,960	\$217,124	\$48,146	\$24,570	\$668,276
Adjudication & Sanctioning	\$0	\$2,397,614	\$821,315	\$72,485	\$1,069,140	\$102,543	\$107,460	\$4,570,557
Property Damage & Loss	\$0	\$10,017	\$11,508	\$6,885	\$464,736	\$410,837	\$417,906	\$1,321,889
<b>Subtotal (Monetary Cost)</b>	<b>\$0</b>	<b>\$3,353,522</b>	<b>\$1,824,429</b>	<b>\$117,270</b>	<b>\$1,763,772</b>	<b>\$566,713</b>	<b>\$556,254</b>	<b>\$8,181,960</b>
Quality of Life	\$0	\$26,618,137	\$4,552,647	\$115,140	\$0	\$0	\$0	\$31,285,924
<b>Total (Comprehensive Costs)</b>	<b>\$0</b>	<b>\$29,971,659</b>	<b>\$6,377,076</b>	<b>\$232,410</b>	<b>\$1,763,772</b>	<b>\$566,713</b>	<b>\$556,254</b>	<b>\$39,467,884</b>

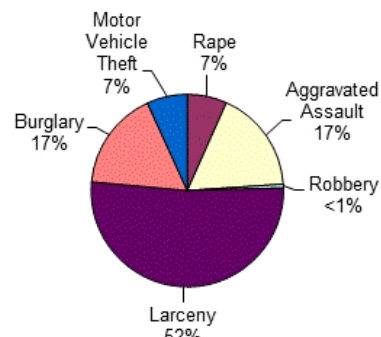
Crash Casualties



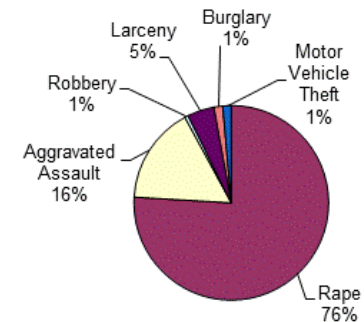
Crash Costs



Index Crimes



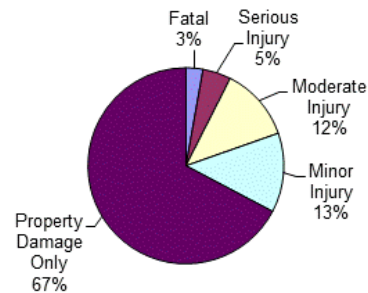
Index Crime Costs



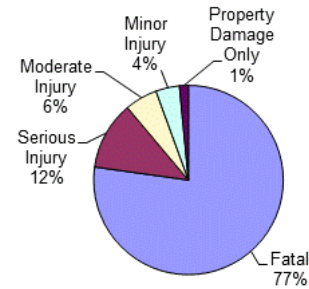
# Shiawassee County Alcohol-Involved Crashes

Crash Casualty Severity	Crash Casualties	Crash Costs
Fatal	3	\$34,529,850
Serious Injury	5	\$5,209,370
Moderate Injury	13	\$2,490,116
Minor Injury	14	\$1,809,294
Property Damage Only	72	\$682,128
<b>Total</b>	<b>107</b>	<b>\$44,720,758</b>
Average cost of crash casualty		\$417,951

Crash Casualties



Crash Costs

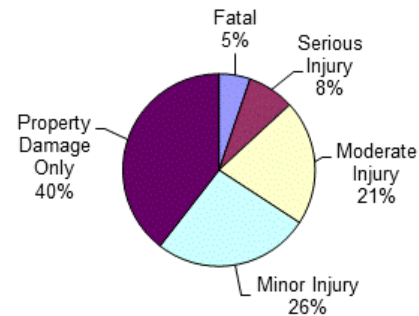


Costs of Alcohol-Involved Crashes in Shiawassee County (2021 dollars)						
	Fatal	Serious Injury	Moderate Injury	Minor Injury	Property Damage Only	Total
Medical Care	\$50,880	\$223,220	\$85,098	\$60,424	\$15,120	\$434,742
Work Loss	\$4,694,283	\$374,995	\$160,407	\$107,058	\$31,464	\$5,368,207
Public Services	\$3,270	\$1,715	\$2,158	\$1,806	\$3,528	\$12,477
Adjudication & Sanctioning	\$388,887	\$83,000	\$35,737	\$23,870	\$5,904	\$537,398
Insurance Administration	\$102,861	\$68,605	\$56,498	\$41,748	\$31,320	\$301,032
Congestion & Environmental	\$21,996	\$9,035	\$24,822	\$127,656	\$128,520	\$312,029
Property Damage & Loss	\$46,824	\$63,000	\$122,278	\$109,116	\$183,600	\$524,818
<b>Subtotal (Monetary Cost)</b>	<b>\$5,309,001</b>	<b>\$823,570</b>	<b>\$486,998</b>	<b>\$471,678</b>	<b>\$399,456</b>	<b>\$7,490,703</b>
Quality of Life	\$29,220,849	\$4,385,800	\$2,003,118	\$1,337,616	\$282,672	\$37,230,055
<b>Total (Comprehensive Cost)</b>	<b>\$34,529,850</b>	<b>\$5,209,370</b>	<b>\$2,490,116</b>	<b>\$1,809,294</b>	<b>\$682,128</b>	<b>\$44,720,758</b>

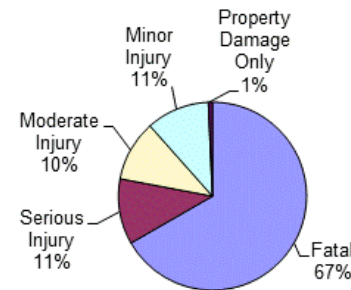
# Shiawassee County Drug-Involved Crashes

Crash Casualty Severity	Crash Casualties	Crash Costs
Fatal	2	\$23,019,900
Serious Injury	3	\$3,893,466
Moderate Injury	8	\$3,606,296
Minor Injury	10	\$3,752,370
Property Damage Only	15	\$238,155
<b>Total</b>	<b>38</b>	<b>\$34,510,187</b>
Average cost of crash casualty	\$908,163	

Crash Casualties



Crash Costs

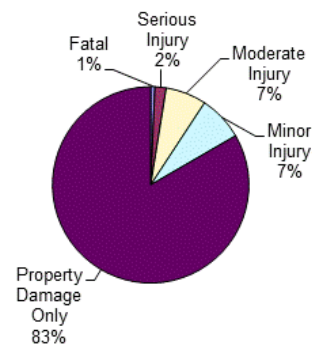


Costs of Drug-Involved Crashes in Shiawassee County (2021 dollars)						
	Fatal	Serious Injury	Moderate Injury	Minor Injury	Property Damage Only	Total
Medical Care	\$33,920	\$162,798	\$131,808	\$136,590	\$6,255	\$471,371
Work Loss	\$3,129,522	\$277,377	\$252,048	\$256,280	\$12,930	\$3,928,157
Public Services	\$2,180	\$1,164	\$1,800	\$1,940	\$795	\$7,879
Adjudication & Sanctioning	\$259,258	\$60,687	\$53,984	\$55,390	\$2,640	\$431,959
Insurance Administration	\$68,574	\$50,826	\$62,192	\$64,870	\$8,445	\$254,907
Congestion & Environmental	\$14,664	\$5,448	\$14,272	\$17,850	\$26,775	\$79,009
Property Damage & Loss	\$31,216	\$40,824	\$85,000	\$92,020	\$40,755	\$289,815
<b>Subtotal (Monetary Cost)</b>	<b>\$3,539,334</b>	<b>\$599,124</b>	<b>\$601,104</b>	<b>\$624,940</b>	<b>\$98,595</b>	<b>\$5,463,097</b>
Quality of Life	\$19,480,566	\$3,294,342	\$3,005,192	\$3,127,430	\$139,560	\$29,047,090
<b>Total (Comprehensive Cost)</b>	<b>\$23,019,900</b>	<b>\$3,893,466</b>	<b>\$3,606,296</b>	<b>\$3,752,370</b>	<b>\$238,155</b>	<b>\$34,510,187</b>

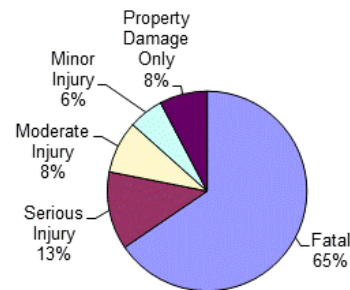
# Shiawassee County Young Driver Crashes (<21)

Crash Casualty Severity	Crash Casualties	Crash Costs
Fatal	3	\$31,183,749
Serious Injury	8	\$6,009,816
Moderate Injury	29	\$4,047,849
Minor Injury	32	\$2,699,968
Property Damage Only	360	\$3,678,840
<b>Total</b>	<b>432</b>	<b>\$47,620,222</b>
Average cost of crash casualty		\$110,232

Crash Casualties



Crash Costs

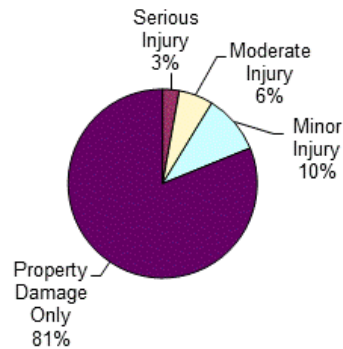


Costs of Young Driver Crashes in Shiawassee County (2021 dollars)						
	Fatal	Serious Injury	Moderate Injury	Minor Injury	Property Damage Only	Total
Medical Care	\$50,880	\$253,568	\$139,432	\$100,256	\$84,240	\$628,376
Work Loss	\$3,921,153	\$432,056	\$267,786	\$176,992	\$170,640	\$4,968,627
Public Services	\$3,270	\$2,368	\$4,611	\$3,872	\$18,360	\$32,481
Adjudication	\$388,887	\$91,832	\$54,607	\$36,992	\$28,800	\$601,118
Insurance Administration	\$102,861	\$82,464	\$92,278	\$66,912	\$154,440	\$498,955
Congestion & Environmental	\$21,996	\$14,392	\$51,417	\$56,736	\$642,600	\$787,141
Property Damage & Loss	\$46,824	\$93,368	\$263,233	\$231,872	\$959,760	\$1,595,057
<b>Subtotal (Monetary Cost)</b>	<b>\$4,535,871</b>	<b>\$970,048</b>	<b>\$873,364</b>	<b>\$673,632</b>	<b>\$2,058,840</b>	<b>\$9,111,755</b>
Quality of Life	\$26,647,878	\$5,039,768	\$3,174,485	\$2,026,336	\$1,620,000	\$38,508,467
<b>Total (Comprehensive Cost)</b>	<b>\$31,183,749</b>	<b>\$6,009,816</b>	<b>\$4,047,849</b>	<b>\$2,699,968</b>	<b>\$3,678,840</b>	<b>\$47,620,222</b>

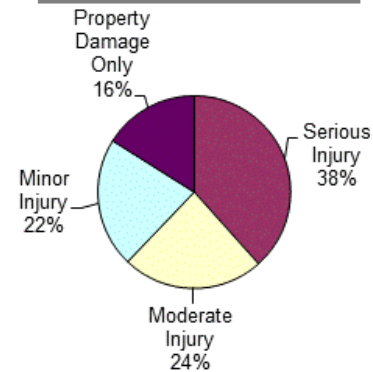
# Shiawassee County Older Driver Crashes (65+)

Crash Casualty Severity	Crash Casualties	Crash Costs
Fatal	0	\$0
Serious Injury	14	\$13,737,052
Moderate Injury	29	\$8,506,396
Minor Injury	50	\$7,797,850
Property Damage Only	400	\$5,746,000
<b>Total</b>	<b>493</b>	<b>\$35,787,298</b>
Average cost of crash casualty	\$72,591	

Crash Casualties



Crash Costs

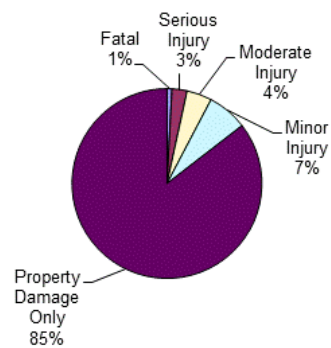


Costs of Older Driver Crashes in Shiawassee County (2021 dollars)						
	Fatal	Serious Injury	Moderate Injury	Minor Injury	Property Damage Only	Total
Medical Care	\$0	\$574,980	\$307,284	\$280,550	\$156,400	\$1,319,214
Work Loss	\$0	\$995,526	\$585,104	\$522,900	\$294,000	\$2,397,530
Public Services	\$0	\$4,746	\$5,510	\$6,950	\$21,600	\$38,806
Adjudication	\$0	\$210,224	\$119,480	\$107,350	\$54,400	\$491,454
Insurance Administration	\$0	\$185,920	\$150,945	\$155,200	\$205,600	\$697,665
Congestion & Environmental	\$0	\$25,270	\$51,620	\$88,850	\$713,600	\$879,340
Property Damage & Loss	\$0	\$182,210	\$279,647	\$382,200	\$1,148,800	\$1,992,857
<b>Subtotal (Monetary Cost)</b>	<b>\$0</b>	<b>\$2,178,876</b>	<b>\$1,499,590</b>	<b>\$1,544,000</b>	<b>\$2,594,400</b>	<b>\$7,816,866</b>
Quality of Life	\$0	\$11,558,176	\$7,006,806	\$6,253,850	\$3,151,600	\$27,970,432
<b>Total (Comprehensive Cost)</b>	<b>\$0</b>	<b>\$13,737,052</b>	<b>\$8,506,396</b>	<b>\$7,797,850</b>	<b>\$5,746,000</b>	<b>\$35,787,298</b>

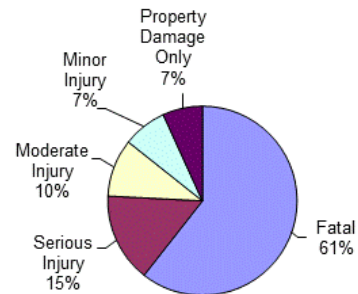
# Shiawassee County Medium/Large Truck Crashes

Crash Casualty Severity	Crash Casualties	Crash Costs
Fatal	1	\$10,432,467
Serious Injury	3	\$2,619,420
Moderate Injury	5	\$1,698,720
Minor Injury	8	\$1,295,872
Property Damage Only	100	\$1,169,500
<b>Total</b>	<b>117</b>	<b>\$17,215,979</b>
Average cost of crash casualty		\$147,145

Crash Casualties



Crash Costs



Costs of Medium/Large Truck Crashes in Shiawassee County (2021 dollars)						
	Fatal	Serious Injury	Moderate Injury	Minor Injury	Property Damage Only	Total
Medical Care	\$32,338	\$121,443	\$86,325	\$63,336	\$36,300	\$339,742
Work Loss	\$1,307,051	\$376,182	\$266,890	\$182,656	\$291,300	\$2,424,079
Public Services	\$1,096	\$963	\$875	\$1,536	\$4,700	\$9,170
Adjudication	\$141,870	\$43,533	\$14,170	\$12,016	\$15,900	\$227,489
Insurance Administration	\$34,040	\$34,197	\$18,250	\$17,840	\$54,800	\$159,127
Congestion & Environmental	\$7,583	\$5,601	\$9,175	\$14,696	\$184,700	\$221,755
Property Damage & Loss	\$25,863	\$32,169	\$41,065	\$50,040	\$288,000	\$437,137
<b>Subtotal (Monetary Cost)</b>	<b>\$1,549,841</b>	<b>\$614,088</b>	<b>\$436,750</b>	<b>\$342,120</b>	<b>\$875,700</b>	<b>\$3,818,499</b>
Quality of Life	\$8,882,626	\$2,005,332	\$1,261,970	\$953,752	\$293,800	\$13,397,480
<b>Total (Comprehensive Cost)</b>	<b>\$10,432,467</b>	<b>\$2,619,420</b>	<b>\$1,698,720</b>	<b>\$1,295,872</b>	<b>\$1,169,500</b>	<b>\$17,215,979</b>



# Shiawassee County Motorcycle Crashes

Injury Severity	Motorcyclist Crash Victims	Motorcyclist Victim Costs
Fatal	1	\$10,729,068
Serious Injury	9	\$8,743,239
Moderate Injury	9	\$2,396,736
Minor Injury	3	\$700,857
Property Damage Only	1	\$50,262
<b>Total</b>	<b>23</b>	<b>\$22,620,162</b>
Average cost of crash casualty		\$983,485

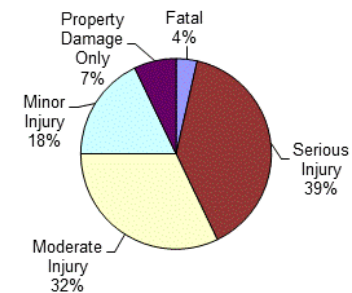
Injury Severity	Non-motorcyclist Crash Victims	Non-motorcyclist Victim Costs
Fatal	0	\$0
Serious Injury	2	\$1,871,488
Moderate Injury	0	\$0
Minor Injury	2	\$201,380
Property Damage Only	1	\$5,937
<b>Total</b>	<b>5</b>	<b>\$2,078,805</b>
Average cost of crash casualty		\$415,761

Motorcyclist Victim Costs in Motorcycle Crashes in Shiawassee County (2021 dollars)						
	Fatal	Serious Injury	Moderate Injury	Minor Injury	Property Damage Only	Total
Medical Care	\$19,680	\$364,338	\$85,401	\$24,930	\$1,554	\$495,903
Work Loss	\$1,477,877	\$659,511	\$172,638	\$50,403	\$3,181	\$2,363,610
Public Services	\$1,090	\$3,051	\$1,737	\$555	\$85	\$6,518
Adjudication	\$129,629	\$137,394	\$34,695	\$10,134	\$633	\$312,485
Insurance Administration	\$32,488	\$115,983	\$44,037	\$13,299	\$1,394	\$207,201
Congestion & Environmental	\$7,332	\$12,312	\$11,952	\$3,984	\$1,331	\$36,911
Property Damage & Loss	\$22,303	\$107,532	\$85,752	\$27,804	\$5,691	\$249,082
<b>Subtotal (Monetary Cost)</b>	<b>\$1,690,399</b>	<b>\$1,400,121</b>	<b>\$436,212</b>	<b>\$131,109</b>	<b>\$13,869</b>	<b>\$3,671,710</b>
Quality of Life	\$9,038,669	\$7,343,118	\$1,960,524	\$569,748	\$36,393	\$18,948,452
<b>Total (Comprehensive Cost)</b>	<b>\$10,729,068</b>	<b>\$8,743,239</b>	<b>\$2,396,736</b>	<b>\$700,857</b>	<b>\$50,262</b>	<b>\$22,620,162</b>

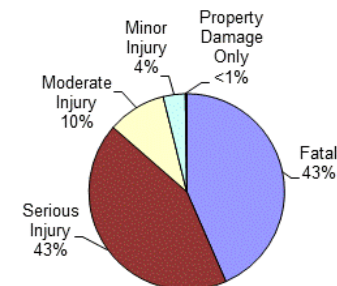
Non-motorcyclist Victim Costs in Motorcycle Crashes in Shiawassee County (2021 dollars)						
	Fatal	Serious Injury	Moderate Injury	Minor Injury	Property Damage Only	Total
Medical Care	\$0	\$80,158	\$0	\$7,212	\$0	\$87,370
Work Loss	\$0	\$137,960	\$0	\$12,978	\$123	\$151,061
Public Services	\$0	\$666	\$0	\$240	\$25	\$931
Adjudication	\$0	\$29,208	\$0	\$2,692	\$0	\$31,900
Insurance Administration	\$0	\$24,938	\$0	\$4,554	\$434	\$29,926
Congestion & Environmental	\$0	\$3,610	\$0	\$3,552	\$1,787	\$8,949
Property Damage & Loss	\$0	\$24,864	\$0	\$13,942	\$3,568	\$42,374
<b>Subtotal (Monetary Cost)</b>	<b>\$0</b>	<b>\$301,404</b>	<b>\$0</b>	<b>\$45,170</b>	<b>\$5,937</b>	<b>\$352,511</b>
Quality of Life	\$0	\$1,570,084	\$0	\$156,210	\$0	\$1,726,294
<b>Total (Comprehensive Cost)</b>	<b>\$0</b>	<b>\$1,871,488</b>	<b>\$0</b>	<b>\$201,380</b>	<b>\$5,937</b>	<b>\$2,078,805</b>

Costs of Motorcycle Crashes in Shiawassee County (2021 dollars)						
	Fatal	Serious Injury	Moderate Injury	Minor Injury	Property Damage Only	Total
Medical Care	\$19,680	\$444,496	\$85,401	\$32,142	\$1,554	\$583,273
Work Loss	\$1,477,877	\$797,471	\$172,638	\$63,381	\$3,304	\$2,514,671
Public Services	\$1,090	\$3,717	\$1,737	\$795	\$110	\$7,449
Adjudication	\$129,629	\$166,602	\$34,695	\$12,826	\$633	\$344,385
Insurance Administration	\$32,488	\$140,921	\$44,037	\$17,853	\$1,828	\$237,127
Congestion & Environmental	\$7,332	\$15,922	\$11,952	\$7,536	\$3,118	\$45,860
Property Damage & Loss	\$22,303	\$132,396	\$85,752	\$41,746	\$9,259	\$291,456
<b>Subtotal (Monetary Cost)</b>	<b>\$1,690,399</b>	<b>\$1,701,525</b>	<b>\$436,212</b>	<b>\$176,279</b>	<b>\$19,806</b>	<b>\$4,024,221</b>
Quality of Life	\$9,038,669	\$8,913,202	\$1,960,524	\$725,958	\$36,393	\$20,674,746
<b>Total (Comprehensive Cost)</b>	<b>\$10,729,068</b>	<b>\$10,614,727</b>	<b>\$2,396,736</b>	<b>\$902,237</b>	<b>\$56,199</b>	<b>\$24,698,967</b>

Crash Casualties



Crash Costs



# Shiawassee County Bicycle Crashes

Injury Severity	Bicyclist Crash Victims	Bicyclist Victim Costs
Fatal	0	\$0
Serious Injury	0	\$0
Moderate Injury	5	\$990,230
Minor Injury	3	\$380,676
Property Damage Only	1	\$13,676
<b>Total</b>	<b>9</b>	<b>\$1,384,582</b>
Average cost of crash casualty	\$153,842	

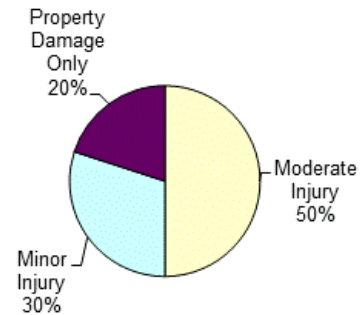
Injury Severity	Non-bicyclist Crash Victims	Non-bicyclist Victim Costs
Fatal	0	\$0
Serious Injury	0	\$0
Moderate Injury	0	\$0
Minor Injury	0	\$0
Property Damage Only	1	\$8,949
<b>Total</b>	<b>1</b>	<b>\$8,949</b>
Average cost of crash casualty	\$8,949	

Bicyclist Victim Costs in Bicycle Crashes in Shiawassee County (2021 dollars)						
	Fatal	Serious Injury	Moderate Injury	Minor Injury	Property Damage Only	Total
Medical Care	\$0	\$0	\$34,495	\$12,816	\$464	\$47,775
Work Loss	\$0	\$0	\$71,175	\$25,053	\$829	\$97,057
Public Services	\$0	\$0	\$900	\$465	\$21	\$1,386
Adjudication	\$0	\$0	\$14,160	\$5,076	\$173	\$19,409
Insurance Administration	\$0	\$0	\$19,620	\$7,311	\$248	\$27,179
Congestion & Environmental	\$0	\$0	\$6,580	\$3,774	\$178	\$10,532
Property Damage & Loss	\$0	\$0	\$1,240	\$714	\$34	\$1,988
Subtotal (Monetary Cost)	\$0	\$0	\$148,170	\$55,209	\$1,947	\$205,326
Quality of Life	\$0	\$0	\$842,060	\$325,467	\$11,729	\$1,179,256
<b>Total (Comprehensive Cost)</b>	<b>\$0</b>	<b>\$0</b>	<b>\$990,230</b>	<b>\$380,676</b>	<b>\$13,676</b>	<b>\$1,384,582</b>

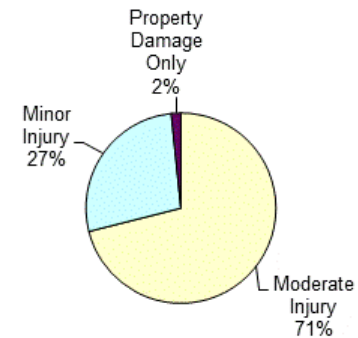
Non-bicyclist Victim Costs in Bicycle Crashes in Shiawassee County (2021 dollars)						
	Fatal	Serious Injury	Moderate Injury	Minor Injury	Property Damage Only	Total
Medical Care	\$0	\$0	\$0	\$0	\$184	\$184
Work Loss	\$0	\$0	\$0	\$0	\$405	\$405
Public Services	\$0	\$0	\$0	\$0	\$48	\$48
Adjudication	\$0	\$0	\$0	\$0	\$64	\$64
Insurance Administration	\$0	\$0	\$0	\$0	\$382	\$382
Congestion & Environmental	\$0	\$0	\$0	\$0	\$1,785	\$1,785
Property Damage & Loss	\$0	\$0	\$0	\$0	\$2,467	\$2,467
Subtotal (Monetary Cost)	\$0	\$0	\$0	\$0	\$5,335	\$5,335
Quality of Life	\$0	\$0	\$0	\$0	\$3,614	\$3,614
<b>Total (Comprehensive Cost)</b>	<b>\$0</b>	<b>\$0</b>	<b>\$0</b>	<b>\$0</b>	<b>\$8,949</b>	<b>\$8,949</b>

Costs of Bicycle Crashes in Shiawassee County (2021 dollars)						
	Fatal	Serious Injury	Moderate Injury	Minor Injury	Property Damage Only	Total
Medical Care	\$0	\$0	\$34,495	\$12,816	\$648	\$47,959
Work Loss	\$0	\$0	\$71,175	\$25,053	\$1,234	\$97,462
Public Services	\$0	\$0	\$900	\$465	\$69	\$1,434
Adjudication	\$0	\$0	\$14,160	\$5,076	\$237	\$19,473
Insurance Administration	\$0	\$0	\$19,620	\$7,311	\$630	\$27,561
Congestion & Environmental	\$0	\$0	\$6,580	\$3,774	\$1,963	\$12,317
Property Damage & Loss	\$0	\$0	\$1,240	\$714	\$2,501	\$4,455
Subtotal (Monetary Cost)	\$0	\$0	\$148,170	\$55,209	\$7,282	\$210,661
Quality of Life	\$0	\$0	\$842,060	\$325,467	\$15,343	\$1,182,870
<b>Total (Comprehensive Cost)</b>	<b>\$0</b>	<b>\$0</b>	<b>\$990,230</b>	<b>\$380,676</b>	<b>\$22,625</b>	<b>\$1,393,531</b>

Crash Casualties



Crash Costs



# Shiawassee County Pedestrian Crashes

Injury Severity	Pedestrian Crash Victims	Pedestrian Victim Costs
Fatal	0	\$0
Serious Injury	5	\$5,318,995
Moderate Injury	5	\$1,233,050
Minor Injury	4	\$622,408
Property Damage Only	1	\$15,928
<b>Total</b>	<b>15</b>	<b>\$7,190,381</b>
Average cost of crash casualty	\$479,359	

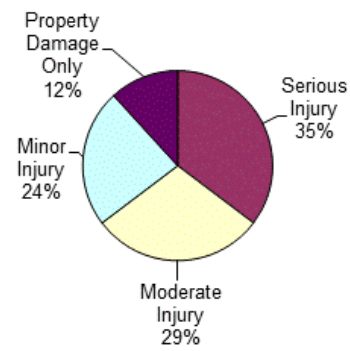
Injury Severity	Non-pedestrian Crash Victims	Non-pedestrian Victim Costs
Fatal	0	\$0
Serious Injury	1	\$923,312
Moderate Injury	0	\$0
Minor Injury	0	\$0
Property Damage Only	1	\$6,482
<b>Total</b>	<b>2</b>	<b>\$929,794</b>
Average cost of crash casualty	\$464,897	

Pedestrian Victim Costs in Pedestrian Crashes in Shiawassee County (2021 dollars)						
	Fatal	Serious Injury	Moderate Injury	Minor Injury	Property Damage Only	Total
Medical Care	\$0	\$241,485	\$45,665	\$21,856	\$558	\$309,564
Work Loss	\$0	\$389,625	\$77,660	\$35,800	\$836	\$503,921
Public Services	\$0	\$1,690	\$900	\$620	\$21	\$3,231
Adjudication	\$0	\$84,665	\$16,560	\$7,736	\$187	\$109,148
Insurance Administration	\$0	\$97,240	\$22,570	\$10,916	\$261	\$130,987
Congestion & Environmental	\$0	\$6,880	\$6,580	\$5,032	\$178	\$18,670
Subtotal (Monetary Cost)	\$0	\$821,585	\$169,935	\$81,960	\$2,041	\$1,075,521
Quality of Life	\$0	\$4,497,410	\$1,063,115	\$540,448	\$13,887	\$6,114,860
<b>Total (Comprehensive Cost)</b>	<b>\$0</b>	<b>\$5,318,995</b>	<b>\$1,233,050</b>	<b>\$622,408</b>	<b>\$15,928</b>	<b>\$7,190,381</b>

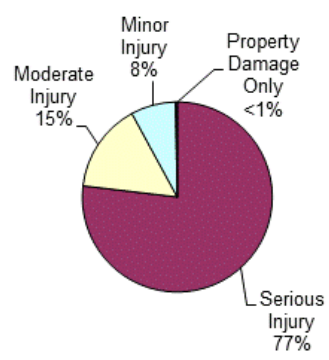
Non-pedestrian Victim in Pedestrian Crashes in Shiawassee County (2021 dollars)						
	Fatal	Serious Injury	Moderate Injury	Minor Injury	Property Damage Only	Total
Medical Care	\$0	\$40,079	\$0	\$0	\$184	\$40,263
Work Loss	\$0	\$68,980	\$0	\$0	\$405	\$69,385
Public Services	\$0	\$333	\$0	\$0	\$48	\$381
Adjudication	\$0	\$14,604	\$0	\$0	\$64	\$14,668
Insurance Administration	\$0	\$12,469	\$0	\$0	\$382	\$12,851
Congestion & Environmental	\$0	\$1,805	\$0	\$0	\$1,785	\$3,590
Subtotal (Monetary Cost)	\$0	\$138,270	\$0	\$0	\$2,868	\$141,138
Quality of Life	\$0	\$785,042	\$0	\$0	\$3,614	\$788,656
<b>Total (Comprehensive Cost)</b>	<b>\$0</b>	<b>\$923,312</b>	<b>\$0</b>	<b>\$0</b>	<b>\$6,482</b>	<b>\$929,794</b>

Costs of Pedestrian Crashes in Shiawassee County (2021 dollars)						
	Fatal	Serious Injury	Moderate Injury	Minor Injury	Property Damage Only	Total
Medical Care	\$0	\$281,564	\$45,665	\$21,856	\$742	\$349,827
Work Loss	\$0	\$458,605	\$77,660	\$35,800	\$1,241	\$573,306
Public Services	\$0	\$2,023	\$900	\$620	\$69	\$3,612
Adjudication	\$0	\$99,269	\$16,560	\$7,736	\$251	\$123,816
Insurance Administration	\$0	\$109,709	\$22,570	\$10,916	\$643	\$143,838
Congestion & Environmental	\$0	\$8,685	\$6,580	\$5,032	\$1,963	\$22,260
Subtotal (Monetary Cost)	\$0	\$959,855	\$169,935	\$81,960	\$4,909	\$1,216,659
Quality of Life	\$0	\$5,282,452	\$1,063,115	\$540,448	\$17,501	\$6,903,516
<b>Total (Comprehensive Cost)</b>	<b>\$0</b>	<b>\$6,242,307</b>	<b>\$1,233,050</b>	<b>\$622,408</b>	<b>\$22,410</b>	<b>\$8,120,175</b>

**Crash Casualties**



**Crash Costs**



# Tuscola County Traffic Crashes and Crime

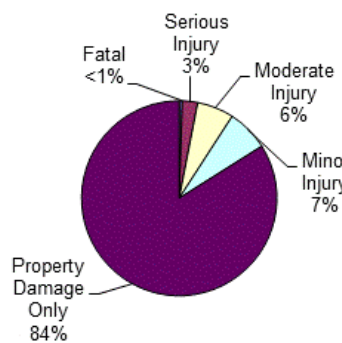
Crash Casualty Severity	Crash Casualties	Crash Costs
Fatal	11	\$114,340,413
Serious Injury	55	\$51,465,920
Moderate Injury	132	\$25,665,156
Minor Injury	150	\$15,103,500
Property Damage Only	1,821	\$16,296,129
Total	2,169	\$222,871,118
Average cost of crash casualty		\$102,753

Index Crime Category	Number of Crimes	Crime Costs
Murder	1	\$9,909,389
Rape	59	\$33,364,677
Aggravated Assault	80	\$3,723,840
Robbery	4	\$185,928
Larceny	229	\$980,349
Burglary	74	\$315,314
Motor Vehicle Theft	31	\$48,798,828
Total	478	\$48,798,828
Average cost of index crime		\$102,090

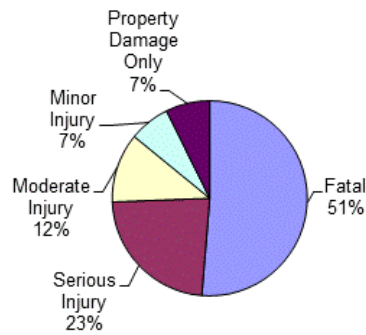
Costs of Crashes in Tuscola County (2021 dollars)						
	Fatal	Serious Injury	Moderate Injury	Minor Injury	Property Damage Only	Total
Medical Care	\$186,560	\$2,204,345	\$929,412	\$540,900	\$335,064	\$4,196,281
Work Loss	\$14,377,561	\$3,793,900	\$1,737,120	\$973,350	\$737,505	\$21,619,436
Public Services	\$11,990	\$18,315	\$22,176	\$18,000	\$87,408	\$157,889
Adjudication & Sanctioning	\$1,425,919	\$803,220	\$357,192	\$201,900	\$116,544	\$2,904,775
Insurance Administration	\$377,157	\$685,795	\$510,444	\$341,550	\$695,622	\$2,610,568
Congestion & Environmental	\$80,652	\$99,275	\$234,168	\$266,400	\$3,250,485	\$3,930,980
Property Damage & Loss	\$171,688	\$683,760	\$1,227,864	\$1,045,650	\$4,492,407	\$7,621,369
Subtotal (Monetary Cost)	\$16,631,527	\$8,288,610	\$5,018,376	\$3,387,750	\$9,715,035	\$43,041,298
Quality of Life	\$97,708,886	\$43,177,310	\$20,646,780	\$11,715,750	\$6,581,094	\$179,829,820
<b>Total (Comprehensive Cost)</b>	<b>\$114,340,413</b>	<b>\$51,465,920</b>	<b>\$25,665,156</b>	<b>\$15,103,500</b>	<b>\$16,296,129</b>	<b>\$222,871,118</b>

Costs of Index Crimes in Tuscola County (2021 dollars)								
	Murder	Rape	Aggravated Assault	Robbery	Larceny	Burglary	Motor Vehicle Theft	Total
Medical Care	\$12,893	\$199,066	\$169,200	\$7,932	\$0	\$0	\$0	\$389,091
Mental Health	\$12,125	\$388,515	\$32,640	\$796	\$0	\$0	\$0	\$434,076
Work Loss	\$1,160,258	\$420,493	\$182,080	\$18,424	\$7,099	\$2,886	\$3,627	\$1,794,867
Public Services	\$104,785	\$44,899	\$195,120	\$3,168	\$120,683	\$26,788	\$14,105	\$509,548
Adjudication & Sanctioning	\$489,046	\$2,669,042	\$479,600	\$57,988	\$594,255	\$57,054	\$61,690	\$4,408,675
Property Damage & Loss	\$211	\$11,151	\$6,720	\$5,508	\$258,312	\$228,586	\$239,909	\$750,397
Subtotal (Monetary Cost)	\$1,779,318	\$3,733,166	\$1,065,360	\$93,816	\$980,349	\$315,314	\$319,331	\$8,286,654
Quality of Life	\$8,130,071	\$29,631,511	\$2,658,480	\$92,112	\$0	\$0	\$0	\$40,512,174
<b>Total (Comprehensive Costs)</b>	<b>\$9,909,389</b>	<b>\$33,364,677</b>	<b>\$3,723,840</b>	<b>\$185,928</b>	<b>\$980,349</b>	<b>\$315,314</b>	<b>\$319,331</b>	<b>\$48,798,828</b>

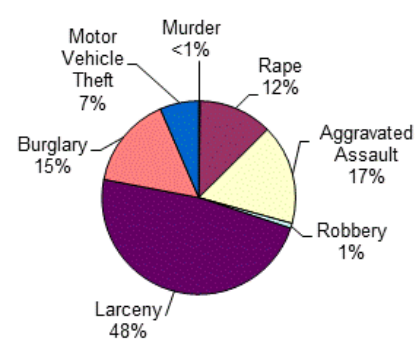
Crash Casualties



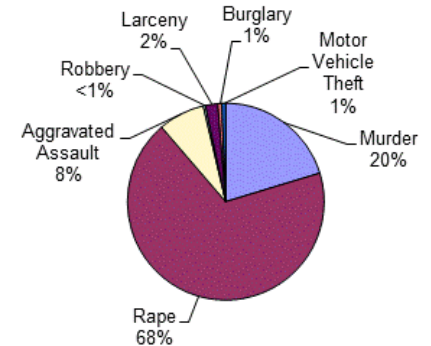
Crash Costs



Index Crimes



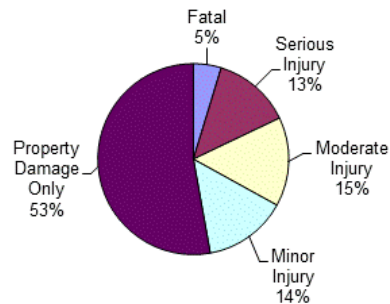
Index Crime Costs



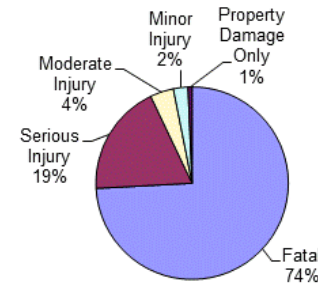
# Tuscola County Alcohol-Involved Crashes

Crash Casualty Severity	Crash Casualties	Crash Costs
Fatal	5	\$57,549,750
Serious Injury	14	\$14,586,236
Moderate Injury	16	\$3,060,803
Minor Injury	15	\$1,901,043
Property Damage Only	56	\$530,544
<b>Total</b>	<b>106</b>	<b>\$77,628,376</b>
Average cost of crash casualty		\$732,343

Crash Casualties



Crash Costs

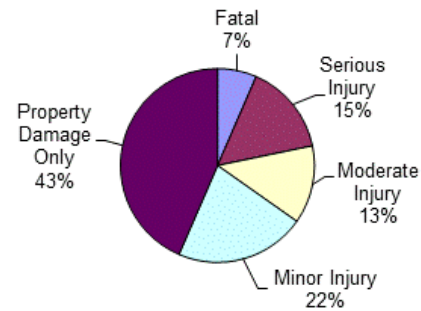


Costs of Alcohol-Involved Crashes in Tuscola County (2021 dollars)						
	Fatal	Serious Injury	Moderate Injury	Minor Injury	Property Damage Only	Total
Medical Care	\$84,800	\$625,016	\$104,736	\$64,740	\$11,760	\$891,052
Work Loss	\$7,823,805	\$1,049,986	\$197,424	\$114,705	\$24,472	\$9,210,392
Public Services	\$5,450	\$4,802	\$2,656	\$1,935	\$2,744	\$17,587
Adjudication & Sanctioning	\$648,145	\$232,400	\$43,984	\$25,575	\$4,592	\$954,696
Insurance Administration	\$171,435	\$192,094	\$69,536	\$44,730	\$24,360	\$502,155
Congestion & Environmental	\$36,660	\$25,298	\$26,595	\$99,288	\$99,960	\$287,801
Property Damage & Loss	\$78,040	\$176,400	\$150,496	\$116,910	\$142,800	\$664,646
<b>Subtotal (Monetary Cost)</b>	<b>\$8,848,335</b>	<b>\$2,305,996</b>	<b>\$595,427</b>	<b>\$467,883</b>	<b>\$310,688</b>	<b>\$12,528,329</b>
Quality of Life	\$48,701,415	\$12,280,240	\$2,465,376	\$1,433,160	\$219,856	\$65,100,047
<b>Total (Comprehensive Cost)</b>	<b>\$57,549,750</b>	<b>\$14,586,236</b>	<b>\$3,060,803</b>	<b>\$1,901,043</b>	<b>\$530,544</b>	<b>\$77,628,376</b>

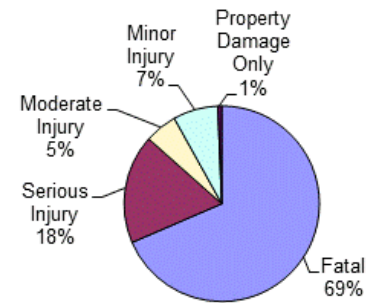
# Tuscola County Drug-Involved Crashes

Crash Casualty Severity	Crash Casualties	Crash Costs
Fatal	3	\$34,529,850
Serious Injury	7	\$9,084,754
Moderate Injury	6	\$2,704,722
Minor Injury	10	\$3,752,370
Property Damage Only	20	\$317,540
<b>Total</b>	<b>46</b>	<b>\$50,389,236</b>
Average cost of crash casualty	\$1,095,418	

Crash Casualties



Crash Costs

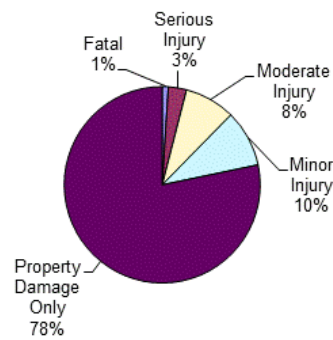


Costs of Drug-Involved Crashes in Tuscola County (2021 dollars)						
	Fatal	Serious Injury	Moderate Injury	Minor Injury	Property Damage Only	Total
Medical Care	\$50,880	\$379,862	\$98,856	\$136,590	\$8,340	\$674,528
Work Loss	\$4,694,283	\$647,213	\$189,036	\$256,280	\$17,240	\$5,804,052
Public Services	\$3,270	\$2,716	\$1,350	\$1,940	\$1,060	\$10,336
Adjudication & Sanctioning	\$388,887	\$141,603	\$40,488	\$55,390	\$3,520	\$629,888
Insurance Administration	\$102,861	\$118,594	\$46,644	\$64,870	\$11,260	\$344,229
Congestion & Environmental	\$21,996	\$12,712	\$10,704	\$17,850	\$35,700	\$98,962
Property Damage & Loss	\$46,824	\$95,256	\$63,750	\$92,020	\$54,340	\$352,190
<b>Subtotal (Monetary Cost)</b>	<b>\$5,309,001</b>	<b>\$1,397,956</b>	<b>\$450,828</b>	<b>\$624,940</b>	<b>\$131,460</b>	<b>\$7,914,185</b>
Quality of Life	\$29,220,849	\$7,686,798	\$2,253,894	\$3,127,430	\$186,080	\$42,475,051
<b>Total (Comprehensive Cost)</b>	<b>\$34,529,850</b>	<b>\$9,084,754</b>	<b>\$2,704,722</b>	<b>\$3,752,370</b>	<b>\$317,540</b>	<b>\$50,389,236</b>

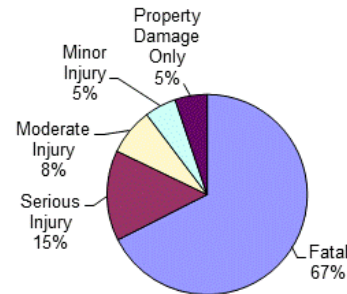
# Tuscola County Young Driver Crashes (<21)

Crash Casualty Severity	Crash Casualties	Crash Costs
Fatal	3	\$31,183,749
Serious Injury	9	\$6,761,043
Moderate Injury	25	\$3,489,525
Minor Injury	28	\$2,362,472
Property Damage Only	234	\$2,391,246
<b>Total</b>	<b>299</b>	<b>\$46,188,035</b>
Average cost of crash casualty	\$154,475	

Crash Casualties



Crash Costs

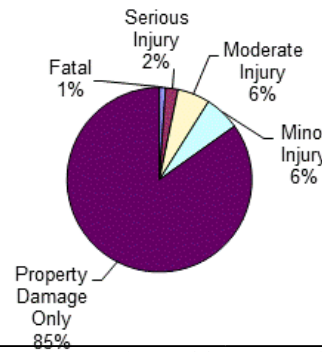


Costs of Young Driver Crashes in Tuscola County (2021 dollars)						
	Fatal	Serious Injury	Moderate Injury	Minor Injury	Property Damage Only	Total
Medical Care	\$50,880	\$285,264	\$120,200	\$87,724	\$54,756	\$598,824
Work Loss	\$3,921,153	\$486,063	\$230,850	\$154,868	\$110,916	\$4,903,850
Public Services	\$3,270	\$2,664	\$3,975	\$3,388	\$11,934	\$25,231
Adjudication	\$388,887	\$103,311	\$47,075	\$32,368	\$18,720	\$590,361
Insurance Administration	\$102,861	\$92,772	\$79,550	\$58,548	\$100,386	\$434,117
Congestion & Environmental	\$21,996	\$16,191	\$44,325	\$49,644	\$417,690	\$549,846
Property Damage & Loss	\$46,824	\$105,039	\$226,925	\$202,888	\$623,844	\$1,205,520
<b>Subtotal (Monetary Cost)</b>	<b>\$4,535,871</b>	<b>\$1,091,304</b>	<b>\$752,900</b>	<b>\$589,428</b>	<b>\$1,338,246</b>	<b>\$8,307,749</b>
Quality of Life	\$26,647,878	\$5,669,739	\$2,736,625	\$1,773,044	\$1,053,000	\$37,880,286
<b>Total (Comprehensive Cost)</b>	<b>\$31,183,749</b>	<b>\$6,761,043</b>	<b>\$3,489,525</b>	<b>\$2,362,472</b>	<b>\$2,391,246</b>	<b>\$46,188,035</b>

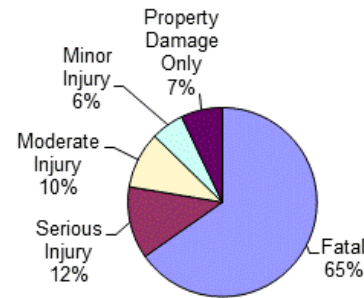
# Tuscola County Older Driver Crashes (65+)

Crash Casualty Severity	Crash Casualties	Crash Costs
Fatal	4	\$41,578,332
Serious Injury	8	\$7,849,744
Moderate Injury	21	\$6,159,804
Minor Injury	23	\$3,587,011
Property Damage Only	314	\$4,510,610
<b>Total</b>	<b>370</b>	<b>\$63,685,501</b>
Average cost of crash casualty	\$172,123	

Crash Casualties



Crash Costs



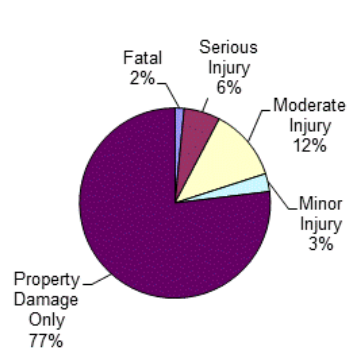
Costs of Older Driver Crashes in Tuscola County (2021 dollars)						
	Fatal	Serious Injury	Moderate Injury	Minor Injury	Property Damage Only	Total
Medical Care	\$67,840	\$328,560	\$222,516	\$129,053	\$122,774	\$870,743
Work Loss	\$5,228,204	\$568,872	\$423,696	\$240,534	\$230,790	\$6,692,096
Public Services	\$4,360	\$2,712	\$3,990	\$3,197	\$16,956	\$31,215
Adjudication	\$518,516	\$120,128	\$86,520	\$49,381	\$42,704	\$817,249
Insurance Administration	\$137,148	\$106,240	\$109,305	\$71,392	\$161,396	\$585,481
Congestion & Environmental	\$29,328	\$14,440	\$37,380	\$40,871	\$560,176	\$682,195
Property Damage & Loss	\$62,432	\$104,120	\$202,503	\$175,812	\$901,808	\$1,446,675
<b>Subtotal (Monetary Cost)</b>	<b>\$6,047,828</b>	<b>\$1,245,072</b>	<b>\$1,085,910</b>	<b>\$710,240</b>	<b>\$2,036,604</b>	<b>\$11,125,654</b>
Quality of Life	\$35,530,504	\$6,604,672	\$5,073,894	\$2,876,771	\$2,474,006	\$52,559,847
<b>Total (Comprehensive Cost)</b>	<b>\$41,578,332</b>	<b>\$7,849,744</b>	<b>\$6,159,804</b>	<b>\$3,587,011</b>	<b>\$4,510,610</b>	<b>\$63,685,501</b>



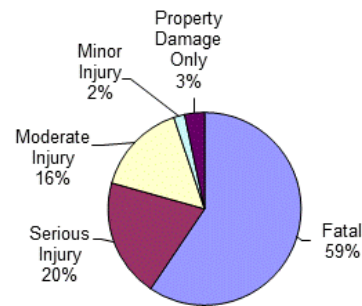
# Tuscola County Medium/Large Truck Crashes

Crash Casualty Severity	Crash Casualties	Crash Costs
Fatal	1	\$10,432,467
Serious Injury	4	\$3,492,560
Moderate Injury	8	\$2,717,952
Minor Injury	2	\$323,968
Property Damage Only	50	\$584,750
<b>Total</b>	<b>65</b>	<b>\$17,551,697</b>
Average cost of crash casualty		\$270,026

Crash Casualties



Crash Costs



Costs of Medium/Large Truck Crashes in Tuscola County (2021 dollars)						
	Fatal	Serious Injury	Moderate Injury	Minor Injury	Property Damage Only	Total
Medical Care	\$32,338	\$161,924	\$138,120	\$15,834	\$18,150	\$366,366
Work Loss	\$1,307,051	\$501,576	\$427,024	\$45,664	\$145,650	\$2,426,965
Public Services	\$1,096	\$1,284	\$1,400	\$384	\$2,350	\$6,514
Adjudication	\$141,870	\$58,044	\$22,672	\$3,004	\$7,950	\$233,540
Insurance Administration	\$34,040	\$45,596	\$29,200	\$4,460	\$27,400	\$140,696
Congestion & Environmental	\$7,583	\$7,468	\$14,680	\$3,674	\$92,350	\$125,755
Property Damage & Loss	\$25,863	\$42,892	\$65,704	\$12,510	\$144,000	\$290,969
<b>Subtotal (Monetary Cost)</b>	<b>\$1,549,841</b>	<b>\$818,784</b>	<b>\$698,800</b>	<b>\$85,530</b>	<b>\$437,850</b>	<b>\$3,590,805</b>
Quality of Life	\$8,882,626	\$2,673,776	\$2,019,152	\$238,438	\$146,900	\$13,960,892
<b>Total (Comprehensive Cost)</b>	<b>\$10,432,467</b>	<b>\$3,492,560</b>	<b>\$2,717,952</b>	<b>\$323,968</b>	<b>\$584,750</b>	<b>\$17,551,697</b>

# Tuscola County Motorcycle Crashes

Injury Severity	Motorcyclist Crash Victims	Motorcyclist Victim Costs
Fatal	4	\$42,916,272
Serious Injury	7	\$6,800,297
Moderate Injury	8	\$2,130,432
Minor Injury	4	\$934,476
Property Damage Only	8	\$402,096
<b>Total</b>	<b>31</b>	<b>\$53,183,573</b>
Average cost of crash casualty		\$1,715,599

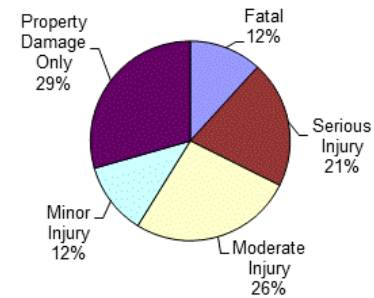
Injury Severity	Non-motorcyclist Crash Victims	Non-motorcyclist Victim Costs
Fatal	0	\$0
Serious Injury	0	\$0
Moderate Injury	1	\$194,433
Minor Injury	0	\$0
Property Damage Only	2	\$11,874
<b>Total</b>	<b>3</b>	<b>\$206,307</b>
Average cost of crash casualty		\$68,769

Motorcyclist Victim Costs in Motorcycle Crashes in Tuscola County (2021 dollars)						
	Fatal	Serious Injury	Moderate Injury	Minor Injury	Property Damage Only	Total
Medical Care	\$78,720	\$283,374	\$75,912	\$33,240	\$12,432	\$483,678
Work Loss	\$5,911,508	\$512,953	\$153,456	\$67,204	\$25,448	\$6,670,569
Public Services	\$4,360	\$2,373	\$1,544	\$740	\$680	\$9,697
Adjudication	\$518,516	\$106,862	\$30,840	\$13,512	\$5,064	\$674,794
Insurance Administration	\$129,952	\$90,209	\$39,144	\$17,732	\$11,152	\$288,189
Congestion & Environmental	\$29,328	\$9,576	\$10,624	\$5,312	\$10,648	\$65,488
Property Damage & Loss	\$89,212	\$83,636	\$76,224	\$37,072	\$45,528	\$331,672
Subtotal (Monetary Cost)	\$6,761,596	\$1,088,983	\$387,744	\$174,812	\$110,952	\$8,524,087
Quality of Life	\$36,154,676	\$5,711,314	\$1,742,688	\$759,664	\$291,144	\$44,659,486
<b>Total (Comprehensive Cost)</b>	<b>\$42,916,272</b>	<b>\$6,800,297</b>	<b>\$2,130,432</b>	<b>\$934,476</b>	<b>\$402,096</b>	<b>\$53,183,573</b>

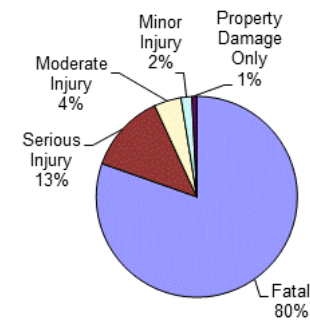
Non-motorcyclist Victim Costs in Motorcycle Crashes in Tuscola County (2021 dollars)						
	Fatal	Serious Injury	Moderate Injury	Minor Injury	Property Damage Only	Total
Medical Care	\$0	\$0	\$7,041	\$0	\$0	\$7,041
Work Loss	\$0	\$0	\$13,160	\$0	\$246	\$13,406
Public Services	\$0	\$0	\$168	\$0	\$50	\$218
Adjudication	\$0	\$0	\$2,706	\$0	\$0	\$2,706
Insurance Administration	\$0	\$0	\$3,867	\$0	\$868	\$4,735
Congestion & Environmental	\$0	\$0	\$1,774	\$0	\$3,574	\$5,348
Property Damage & Loss	\$0	\$0	\$9,302	\$0	\$7,136	\$16,438
Subtotal (Monetary Cost)	\$0	\$0	\$38,018	\$0	\$11,874	\$49,892
Quality of Life	\$0	\$0	\$156,415	\$0	\$0	\$156,415
<b>Total (Comprehensive Cost)</b>	<b>\$0</b>	<b>\$0</b>	<b>\$194,433</b>	<b>\$0</b>	<b>\$11,874</b>	<b>\$206,307</b>

Costs of Motorcycle Crashes in Tuscola County (2021 dollars)						
	Fatal	Serious Injury	Moderate Injury	Minor Injury	Property Damage Only	Total
Medical Care	\$78,720	\$283,374	\$82,953	\$33,240	\$12,432	\$490,719
Work Loss	\$5,911,508	\$512,953	\$166,616	\$67,204	\$25,694	\$6,683,975
Public Services	\$4,360	\$2,373	\$1,712	\$740	\$730	\$9,915
Adjudication	\$518,516	\$106,862	\$33,546	\$13,512	\$5,064	\$677,500
Insurance Administration	\$129,952	\$90,209	\$43,011	\$17,732	\$12,020	\$292,924
Congestion & Environmental	\$29,328	\$9,576	\$12,398	\$5,312	\$14,222	\$70,836
Property Damage & Loss	\$89,212	\$83,636	\$85,526	\$37,072	\$52,664	\$348,110
Subtotal (Monetary Cost)	\$6,761,596	\$1,088,983	\$425,762	\$174,812	\$122,826	\$8,573,979
Quality of Life	\$36,154,676	\$5,711,314	\$1,899,103	\$759,664	\$291,144	\$44,815,901
<b>Total (Comprehensive Cost)</b>	<b>\$42,916,272</b>	<b>\$6,800,297</b>	<b>\$2,324,865</b>	<b>\$934,476</b>	<b>\$413,970</b>	<b>\$53,389,880</b>

Crash Casualties



Crash Costs



# Tuscola County Bicycle Crashes

Injury Severity	Bicyclist Crash Victims	Bicyclist Victim Costs
Fatal	0	\$0
Serious Injury	0	\$0
Moderate Injury	2	\$396,092
Minor Injury	0	\$0
Property Damage Only	0	\$0
<b>Total</b>	<b>2</b>	<b>\$396,092</b>
Average cost of crash casualty	\$198,046	

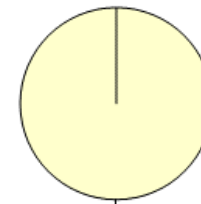
Injury Severity	Non-bicyclist Crash Victims	Non-bicyclist Victim Costs
Fatal	0	\$0
Serious Injury	0	\$0
Moderate Injury	0	\$0
Minor Injury	0	\$0
Property Damage Only	0	\$0
<b>Total</b>	<b>0</b>	<b>\$0</b>
Average cost of crash casualty	\$0	

Bicyclist Victim Costs in Bicycle Crashes in Tuscola County (2021 dollars)						
	Fatal	Serious Injury	Moderate Injury	Minor Injury	Property Damage Only	Total
Medical Care	\$0	\$0	\$13,798	\$0	\$0	\$13,798
Work Loss	\$0	\$0	\$28,470	\$0	\$0	\$28,470
Public Services	\$0	\$0	\$360	\$0	\$0	\$360
Adjudication	\$0	\$0	\$5,664	\$0	\$0	\$5,664
Insurance Administration	\$0	\$0	\$7,848	\$0	\$0	\$7,848
Congestion & Environmental	\$0	\$0	\$2,632	\$0	\$0	\$2,632
Property Damage & Loss	\$0	\$0	\$496	\$0	\$0	\$496
Subtotal (Monetary Cost)	\$0	\$0	\$59,268	\$0	\$0	\$59,268
Quality of Life	\$0	\$0	\$336,824	\$0	\$0	\$336,824
<b>Total (Comprehensive Cost)</b>	<b>\$0</b>	<b>\$0</b>	<b>\$396,092</b>	<b>\$0</b>	<b>\$0</b>	<b>\$396,092</b>

Non-bicyclist Victim Costs in Bicycle Crashes in Tuscola County (2021 dollars)						
	Fatal	Serious Injury	Moderate Injury	Minor Injury	Property Damage Only	Total
Medical Care	\$0	\$0	\$0	\$0	\$0	\$0
Work Loss	\$0	\$0	\$0	\$0	\$0	\$0
Public Services	\$0	\$0	\$0	\$0	\$0	\$0
Adjudication	\$0	\$0	\$0	\$0	\$0	\$0
Insurance Administration	\$0	\$0	\$0	\$0	\$0	\$0
Congestion & Environmental	\$0	\$0	\$0	\$0	\$0	\$0
Property Damage & Loss	\$0	\$0	\$0	\$0	\$0	\$0
Subtotal (Monetary Cost)	\$0	\$0	\$0	\$0	\$0	\$0
Quality of Life	\$0	\$0	\$0	\$0	\$0	\$0
<b>Total (Comprehensive Cost)</b>	<b>\$0</b>	<b>\$0</b>	<b>\$0</b>	<b>\$0</b>	<b>\$0</b>	<b>\$0</b>

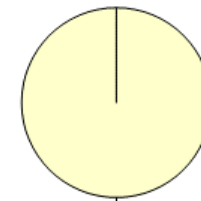
Costs of Bicycle Crashes in Tuscola County (2021 dollars)						
	Fatal	Serious Injury	Moderate Injury	Minor Injury	Property Damage Only	Total
Medical Care	\$0	\$0	\$13,798	\$0	\$0	\$13,798
Work Loss	\$0	\$0	\$28,470	\$0	\$0	\$28,470
Public Services	\$0	\$0	\$360	\$0	\$0	\$360
Adjudication	\$0	\$0	\$5,664	\$0	\$0	\$5,664
Insurance Administration	\$0	\$0	\$7,848	\$0	\$0	\$7,848
Congestion & Environmental	\$0	\$0	\$2,632	\$0	\$0	\$2,632
Property Damage & Loss	\$0	\$0	\$496	\$0	\$0	\$496
Subtotal (Monetary Cost)	\$0	\$0	\$59,268	\$0	\$0	\$59,268
Quality of Life	\$0	\$0	\$336,824	\$0	\$0	\$336,824
<b>Total (Comprehensive Cost)</b>	<b>\$0</b>	<b>\$0</b>	<b>\$396,092</b>	<b>\$0</b>	<b>\$0</b>	<b>\$396,092</b>

Crash Casualties



Moderate Injury  
100%

Crash Costs



Moderate Injury  
100%

# Tuscola County Pedestrian Crashes

Injury Severity	Pedestrian Crash Victims	Pedestrian Victim Costs
Fatal	0	\$0
Serious Injury	1	\$1,063,799
Moderate Injury	2	\$493,220
Minor Injury	0	\$0
Property Damage Only	0	\$0
<b>Total</b>	<b>3</b>	<b>\$1,557,019</b>
Average cost of crash casualty	\$519,006	

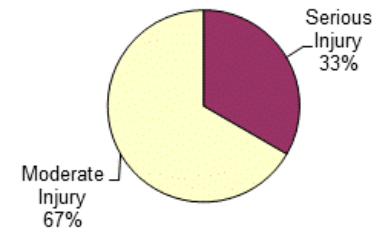
Injury Severity	Non-pedestrian Crash Victims	Non-pedestrian Victim Costs
Fatal	0	\$0
Serious Injury	0	\$0
Moderate Injury	0	\$0
Minor Injury	0	\$0
Property Damage Only	0	\$0
<b>Total</b>	<b>0</b>	<b>\$0</b>
Average cost of crash casualty	\$0	

Pedestrian Victim Costs in Pedestrian Crashes in Tuscola County (2021 dollars)						
	Fatal	Serious Injury	Moderate Injury	Minor Injury	Property Damage Only	Total
Medical Care	\$0	\$48,297	\$18,266	\$0	\$0	\$66,563
Work Loss	\$0	\$77,925	\$31,064	\$0	\$0	\$108,989
Public Services	\$0	\$338	\$360	\$0	\$0	\$698
Adjudication	\$0	\$16,933	\$6,624	\$0	\$0	\$23,557
Insurance Administration	\$0	\$19,448	\$9,028	\$0	\$0	\$28,476
Congestion & Environmental	\$0	\$1,376	\$2,632	\$0	\$0	\$4,008
Subtotal (Monetary Cost)	\$0	\$164,317	\$67,974	\$0	\$0	\$232,291
Quality of Life	\$0	\$899,482	\$425,246	\$0	\$0	\$1,324,728
<b>Total (Comprehensive Cost)</b>	<b>\$0</b>	<b>\$1,063,799</b>	<b>\$493,220</b>	<b>\$0</b>	<b>\$0</b>	<b>\$1,557,019</b>

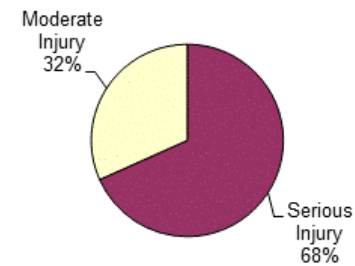
Non-pedestrian Victim in Pedestrian Crashes in Tuscola County (2021 dollars)						
	Fatal	Serious Injury	Moderate Injury	Minor Injury	Property Damage Only	Total
Medical Care	\$0	\$0	\$0	\$0	\$0	\$0
Work Loss	\$0	\$0	\$0	\$0	\$0	\$0
Public Services	\$0	\$0	\$0	\$0	\$0	\$0
Adjudication	\$0	\$0	\$0	\$0	\$0	\$0
Insurance Administration	\$0	\$0	\$0	\$0	\$0	\$0
Congestion & Environmental	\$0	\$0	\$0	\$0	\$0	\$0
Subtotal (Monetary Cost)	\$0	\$0	\$0	\$0	\$0	\$0
Quality of Life	\$0	\$0	\$0	\$0	\$0	\$0
<b>Total (Comprehensive Cost)</b>	<b>\$0</b>	<b>\$0</b>	<b>\$0</b>	<b>\$0</b>	<b>\$0</b>	<b>\$0</b>

Costs of Pedestrian Crashes in Tuscola County (2021 dollars)						
	Fatal	Serious Injury	Moderate Injury	Minor Injury	Property Damage Only	Total
Medical Care	\$0	\$48,297	\$18,266	\$0	\$0	\$66,563
Work Loss	\$0	\$77,925	\$31,064	\$0	\$0	\$108,989
Public Services	\$0	\$338	\$360	\$0	\$0	\$698
Adjudication	\$0	\$16,933	\$6,624	\$0	\$0	\$23,557
Insurance Administration	\$0	\$19,448	\$9,028	\$0	\$0	\$28,476
Congestion & Environmental	\$0	\$1,376	\$2,632	\$0	\$0	\$4,008
Subtotal (Monetary Cost)	\$0	\$164,317	\$67,974	\$0	\$0	\$232,291
Quality of Life	\$0	\$899,482	\$425,246	\$0	\$0	\$1,324,728
<b>Total (Comprehensive Cost)</b>	<b>\$0</b>	<b>\$1,063,799</b>	<b>\$493,220</b>	<b>\$0</b>	<b>\$0</b>	<b>\$1,557,019</b>

Crash Casualties



Crash Costs



# Van Buren County Traffic Crashes and Crime

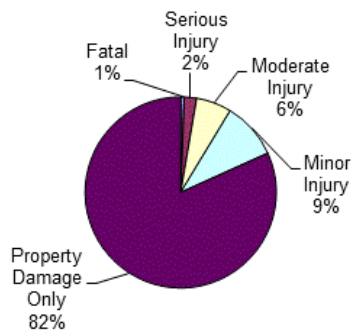
Crash Casualty Severity	Crash Casualties	Crash Costs
Fatal	18	\$187,102,494
Serious Injury	62	\$58,016,128
Moderate Injury	179	\$34,803,507
Minor Injury	287	\$28,898,030
Property Damage Only	2,445	\$21,880,305
Total	2,991	\$330,700,464
Average cost of crash casualty		\$110,565

Index Crime Category	Number of Crimes	Crime Costs
Murder	5	\$49,546,945
Rape	43	\$24,316,629
Aggravated Assault	177	\$8,238,996
Robbery	16	\$743,712
Larceny	761	\$3,257,841
Burglary	214	\$911,854
Motor Vehicle Theft	99	\$1,019,799
Total	1,315	\$88,035,776
Average cost of index crime		\$66,947

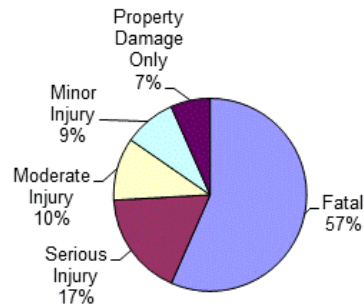
Costs of Crashes in Van Buren County (2021 dollars)						
	Fatal	Serious Injury	Moderate Injury	Minor Injury	Property Damage Only	Total
Medical Care	\$305,280	\$2,484,898	\$1,260,339	\$1,034,922	\$449,880	\$5,535,319
Work Loss	\$23,526,918	\$4,276,760	\$2,355,640	\$1,862,343	\$990,225	\$33,011,886
Public Services	\$19,620	\$20,646	\$30,072	\$34,440	\$117,360	\$222,138
Adjudication & Sanctioning	\$2,333,322	\$905,448	\$484,374	\$386,302	\$156,480	\$4,265,926
Insurance Administration	\$617,166	\$773,078	\$692,193	\$653,499	\$933,990	\$3,669,926
Congestion & Environmental	\$131,976	\$111,910	\$317,546	\$509,712	\$4,364,325	\$5,435,469
Property Damage & Loss	\$280,944	\$770,784	\$1,665,058	\$2,000,677	\$6,031,815	\$10,749,278
Subtotal (Monetary Cost)	\$27,215,226	\$9,343,524	\$6,805,222	\$6,481,895	\$13,044,075	\$62,889,942
Quality of Life	\$159,887,268	\$48,672,604	\$27,998,285	\$22,416,135	\$8,836,230	\$267,810,522
<b>Total (Comprehensive Cost)</b>	<b>\$187,102,494</b>	<b>\$58,016,128</b>	<b>\$34,803,507</b>	<b>\$28,898,030</b>	<b>\$21,880,305</b>	<b>\$330,700,464</b>

Costs of Index Crimes in Van Buren County (2021 dollars)								
	Murder	Rape	Aggravated Assault	Robbery	Larceny	Burglary	Motor Vehicle Theft	Total
Medical Care	\$64,465	\$145,082	\$374,355	\$31,728	\$0	\$0	\$0	\$615,630
Mental Health	\$60,625	\$283,155	\$72,216	\$3,184	\$0	\$0	\$0	\$419,180
Work Loss	\$5,801,290	\$306,461	\$402,852	\$73,696	\$23,591	\$8,346	\$11,583	\$6,627,819
Public Services	\$523,925	\$32,723	\$431,703	\$12,672	\$401,047	\$77,468	\$45,045	\$1,524,583
Adjudication & Sanctioning	\$2,445,230	\$1,945,234	\$1,061,115	\$231,952	\$1,974,795	\$164,994	\$197,010	\$8,020,330
Property Damage & Loss	\$1,055	\$8,127	\$14,868	\$22,032	\$858,408	\$661,046	\$766,161	\$2,331,697
Subtotal (Monetary Cost)	\$8,896,590	\$2,720,782	\$2,357,109	\$375,264	\$3,257,841	\$911,854	\$1,019,799	\$19,539,239
Quality of Life	\$40,650,355	\$21,595,847	\$5,881,887	\$368,448	\$0	\$0	\$0	\$68,496,537
<b>Total (Comprehensive Costs)</b>	<b>\$49,546,945</b>	<b>\$24,316,629</b>	<b>\$8,238,996</b>	<b>\$743,712</b>	<b>\$3,257,841</b>	<b>\$911,854</b>	<b>\$1,019,799</b>	<b>\$88,035,776</b>

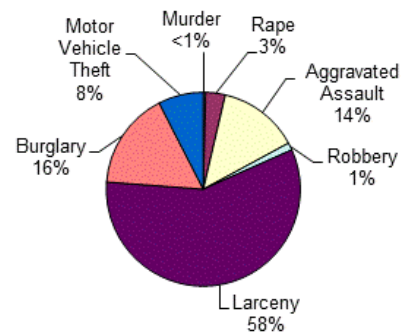
Crash Casualties



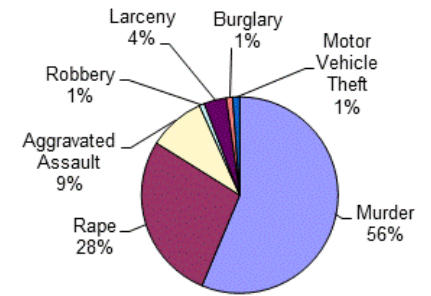
Crash Costs



Index Crimes



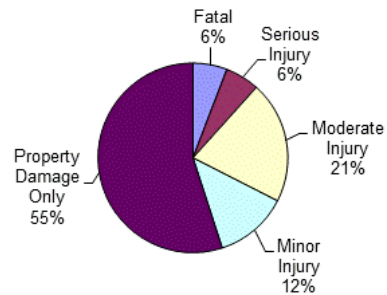
Index Crime Costs



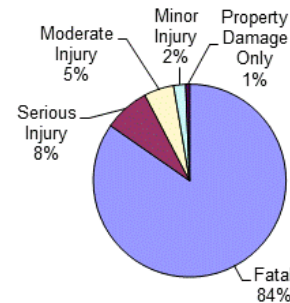
# Van Buren County Alcohol-Involved Crashes

Crash Casualty Severity	Crash Casualties	Crash Costs
Fatal	7	\$80,569,650
Serious Injury	7	\$7,293,118
Moderate Injury	25	\$4,767,545
Minor Injury	15	\$1,918,773
Property Damage Only	66	\$625,284
<b>Total</b>	<b>120</b>	<b>\$95,174,370</b>
Average cost of crash casualty		\$793,120

Crash Casualties



Crash Costs

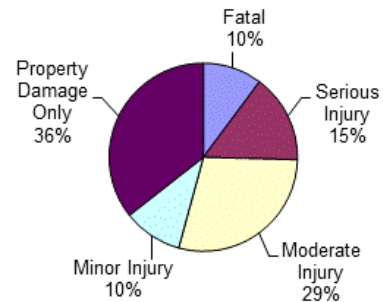


Costs of Alcohol-Involved Crashes in Van Buren County (2021 dollars)						
	Fatal	Serious Injury	Moderate Injury	Minor Injury	Property Damage Only	Total
Medical Care	\$118,720	\$312,508	\$163,650	\$64,740	\$13,860	\$673,478
Work Loss	\$10,953,327	\$524,993	\$308,475	\$114,705	\$28,842	\$11,930,342
Public Services	\$7,630	\$2,401	\$4,150	\$1,935	\$3,234	\$19,350
Adjudication & Sanctioning	\$907,403	\$116,200	\$68,725	\$25,575	\$5,412	\$1,123,315
Insurance Administration	\$240,009	\$96,047	\$108,650	\$44,730	\$28,710	\$518,146
Congestion & Environmental	\$51,324	\$12,649	\$26,595	\$117,018	\$117,810	\$325,396
Property Damage & Loss	\$109,256	\$88,200	\$235,150	\$116,910	\$168,300	\$717,816
<b>Subtotal (Monetary Cost)</b>	<b>\$12,387,669</b>	<b>\$1,152,998</b>	<b>\$915,395</b>	<b>\$485,613</b>	<b>\$366,168</b>	<b>\$15,307,843</b>
Quality of Life	\$68,181,981	\$6,140,120	\$3,852,150	\$1,433,160	\$259,116	\$79,866,527
<b>Total (Comprehensive Cost)</b>	<b>\$80,569,650</b>	<b>\$7,293,118</b>	<b>\$4,767,545</b>	<b>\$1,918,773</b>	<b>\$625,284</b>	<b>\$95,174,370</b>

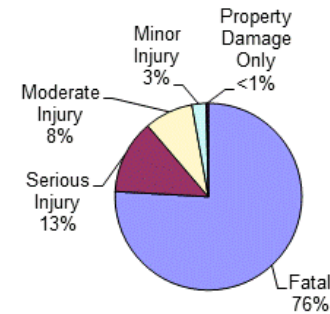
# Van Buren County Drug-Involved Crashes

Crash Casualty Severity	Crash Casualties	Crash Costs
Fatal	6	\$69,059,700
Serious Injury	9	\$11,680,398
Moderate Injury	17	\$7,663,379
Minor Injury	6	\$2,251,422
Property Damage Only	21	\$333,417
<b>Total</b>	<b>59</b>	<b>\$90,988,316</b>
Average cost of crash casualty	\$1,542,175	

Crash Casualties



Crash Costs



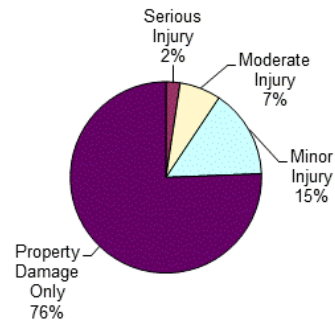
Costs of Drug-Involved Crashes in Van Buren County (2021 dollars)

	Fatal	Serious Injury	Moderate Injury	Minor Injury	Property Damage Only	Total
Medical Care	\$101,760	\$488,394	\$280,092	\$81,954	\$8,757	\$960,957
Work Loss	\$9,388,566	\$832,131	\$535,602	\$153,768	\$18,102	\$10,928,169
Public Services	\$6,540	\$3,492	\$3,825	\$1,164	\$1,113	\$16,134
Adjudication & Sanctioning	\$777,774	\$182,061	\$114,716	\$33,234	\$3,696	\$1,111,481
Insurance Administration	\$205,722	\$152,478	\$132,158	\$38,922	\$11,823	\$541,103
Congestion & Environmental	\$43,992	\$16,344	\$30,328	\$10,710	\$37,485	\$138,859
Property Damage & Loss	\$93,648	\$122,472	\$180,625	\$55,212	\$57,057	\$509,014
<b>Subtotal (Monetary Cost)</b>	<b>\$10,618,002</b>	<b>\$1,797,372</b>	<b>\$1,277,346</b>	<b>\$374,964</b>	<b>\$138,033</b>	<b>\$14,205,717</b>
Quality of Life	\$58,441,698	\$9,883,026	\$6,386,033	\$1,876,458	\$195,384	\$76,782,599
<b>Total (Comprehensive Cost)</b>	<b>\$69,059,700</b>	<b>\$11,680,398</b>	<b>\$7,663,379</b>	<b>\$2,251,422</b>	<b>\$333,417</b>	<b>\$90,988,316</b>

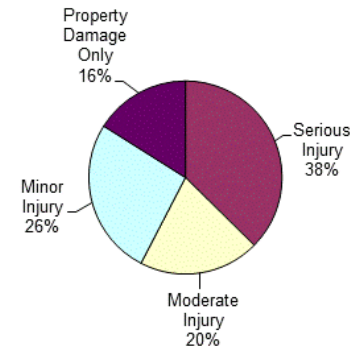
# Van Buren County Young Driver Crashes (<21)

Crash Casualty Severity	Crash Casualties	Crash Costs
Fatal	0	\$0
Serious Injury	11	\$8,263,497
Moderate Injury	32	\$4,466,592
Minor Injury	69	\$5,821,806
Property Damage Only	347	\$3,545,993
<b>Total</b>	<b>459</b>	<b>\$22,097,888</b>
Average cost of crash casualty		\$48,144

Crash Casualties



Crash Costs



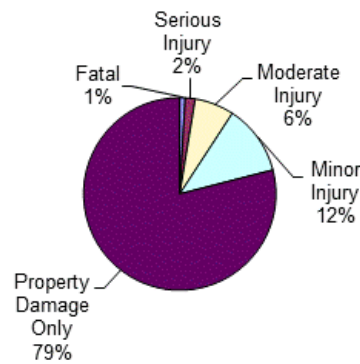
Costs of Young Driver Crashes in Van Buren County (2021 dollars)						
	Fatal	Serious Injury	Moderate Injury	Minor Injury	Property Damage Only	Total
Medical Care	\$0	\$348,656	\$153,856	\$216,177	\$81,198	\$799,887
Work Loss	\$0	\$594,077	\$295,488	\$381,639	\$164,478	\$1,435,682
Public Services	\$0	\$3,256	\$5,088	\$8,349	\$17,697	\$34,390
Adjudication	\$0	\$126,269	\$60,256	\$79,764	\$27,760	\$294,049
Insurance Administration	\$0	\$113,388	\$101,824	\$144,279	\$148,863	\$508,354
Congestion & Environmental	\$0	\$19,789	\$56,736	\$122,337	\$619,395	\$818,257
Property Damage & Loss	\$0	\$128,381	\$290,464	\$499,974	\$925,102	\$1,843,921
<b>Subtotal (Monetary Cost)</b>	<b>\$0</b>	<b>\$1,333,816</b>	<b>\$963,712</b>	<b>\$1,452,519</b>	<b>\$1,984,493</b>	<b>\$5,734,540</b>
Quality of Life	\$0	\$6,929,681	\$3,502,880	\$4,369,287	\$1,561,500	\$16,363,348
<b>Total (Comprehensive Cost)</b>	<b>\$0</b>	<b>\$8,263,497</b>	<b>\$4,466,592</b>	<b>\$5,821,806</b>	<b>\$3,545,993</b>	<b>\$22,097,888</b>



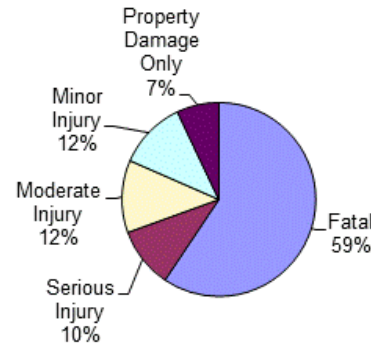
# Van Buren County Older Driver Crashes (65+)

Crash Casualty Severity	Crash Casualties	Crash Costs
Fatal	5	\$51,972,915
Serious Injury	9	\$8,830,962
Moderate Injury	36	\$10,559,664
Minor Injury	64	\$9,981,248
Property Damage Only	429	\$6,162,585
<b>Total</b>	<b>543</b>	<b>\$87,507,374</b>
Average cost of crash casualty	\$161,155	

Crash Casualties



Crash Costs

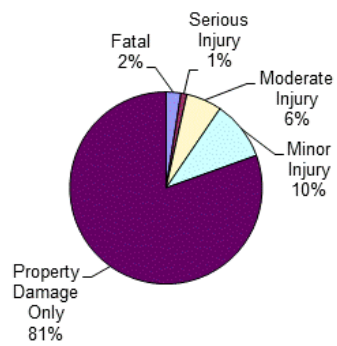


Costs of Older Driver Crashes in Van Buren County (2021 dollars)						
	Fatal	Serious Injury	Moderate Injury	Minor Injury	Property Damage Only	Total
Medical Care	\$84,800	\$369,630	\$381,456	\$359,104	\$167,739	\$1,362,729
Work Loss	\$6,535,255	\$639,981	\$726,336	\$669,312	\$315,315	\$8,886,199
Public Services	\$5,450	\$3,051	\$6,840	\$8,896	\$23,166	\$47,403
Adjudication	\$648,145	\$135,144	\$148,320	\$137,408	\$58,344	\$1,127,361
Insurance Administration	\$171,435	\$119,520	\$187,380	\$198,656	\$220,506	\$897,497
Congestion & Environmental	\$36,660	\$16,245	\$64,080	\$113,728	\$765,336	\$996,049
Property Damage & Loss	\$78,040	\$117,135	\$347,148	\$489,216	\$1,232,088	\$2,263,627
<b>Subtotal (Monetary Cost)</b>	<b>\$7,559,785</b>	<b>\$1,400,706</b>	<b>\$1,861,560</b>	<b>\$1,976,320</b>	<b>\$2,782,494</b>	<b>\$15,580,865</b>
Quality of Life	\$44,413,130	\$7,430,256	\$8,698,104	\$8,004,928	\$3,380,091	\$71,926,509
<b>Total (Comprehensive Cost)</b>	<b>\$51,972,915</b>	<b>\$8,830,962</b>	<b>\$10,559,664</b>	<b>\$9,981,248</b>	<b>\$6,162,585</b>	<b>\$87,507,374</b>

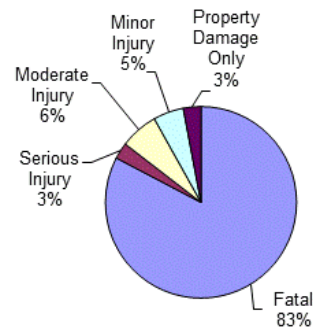
# Van Buren County Medium/Large Truck Crashes

Crash Casualty Severity	Crash Casualties	Crash Costs
Fatal	5	\$52,162,335
Serious Injury	2	\$1,746,280
Moderate Injury	12	\$4,076,928
Minor Injury	20	\$3,239,680
Property Damage Only	161	\$1,882,895
<b>Total</b>	<b>200</b>	<b>\$63,108,118</b>
Average cost of crash casualty		\$315,541

Crash Casualties



Crash Costs



Costs of Medium/Large Truck Crashes in Van Buren County (2021 dollars)						
	Fatal	Serious Injury	Moderate Injury	Minor Injury	Property Damage Only	Total
Medical Care	\$161,690	\$80,962	\$207,180	\$158,340	\$58,443	\$666,615
Work Loss	\$6,535,255	\$250,788	\$640,536	\$456,640	\$468,993	\$8,352,212
Public Services	\$5,480	\$642	\$2,100	\$3,840	\$7,567	\$19,629
Adjudication	\$709,350	\$29,022	\$34,008	\$30,040	\$25,599	\$828,019
Insurance Administration	\$170,200	\$22,798	\$43,800	\$44,600	\$88,228	\$369,626
Congestion & Environmental	\$37,915	\$3,734	\$22,020	\$36,740	\$297,367	\$397,776
Property Damage & Loss	\$129,315	\$21,446	\$98,556	\$125,100	\$463,680	\$838,097
<b>Subtotal (Monetary Cost)</b>	<b>\$7,749,205</b>	<b>\$409,392</b>	<b>\$1,048,200</b>	<b>\$855,300</b>	<b>\$1,409,877</b>	<b>\$11,471,974</b>
Quality of Life	\$44,413,130	\$1,336,888	\$3,028,728	\$2,384,380	\$473,018	\$51,636,144
<b>Total (Comprehensive Cost)</b>	<b>\$52,162,335</b>	<b>\$1,746,280</b>	<b>\$4,076,928</b>	<b>\$3,239,680</b>	<b>\$1,882,895</b>	<b>\$63,108,118</b>

# Van Buren County Motorcycle Crashes

Injury Severity	Motorcyclist Crash Victims	Motorcyclist Victim Costs
Fatal	1	\$10,729,068
Serious Injury	11	\$10,686,181
Moderate Injury	11	\$2,929,344
Minor Injury	5	\$1,168,095
Property Damage Only	10	\$502,620
<b>Total</b>	<b>38</b>	<b>\$26,015,308</b>
Average cost of crash casualty		\$684,613

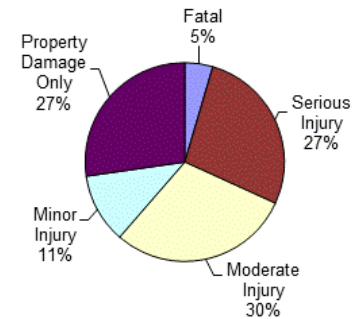
Injury Severity	Non-motorcyclist Crash Victims	Non-motorcyclist Victim Costs
Fatal	1	\$10,394,583
Serious Injury	1	\$935,744
Moderate Injury	2	\$388,866
Minor Injury	0	\$0
Property Damage Only	2	\$11,874
<b>Total</b>	<b>6</b>	<b>\$11,731,067</b>
Average cost of crash casualty		\$1,955,178

Motorcyclist Victim Costs in Motorcycle Crashes in Van Buren County (2021 dollars)						
	Fatal	Serious Injury	Moderate Injury	Minor Injury	Property Damage Only	Total
Medical Care	\$19,680	\$445,302	\$104,379	\$41,550	\$15,540	\$626,451
Work Loss	\$1,477,877	\$806,069	\$211,002	\$84,005	\$31,810	\$2,610,763
Public Services	\$1,090	\$3,729	\$2,123	\$925	\$850	\$8,717
Adjudication	\$129,629	\$167,926	\$42,405	\$16,890	\$6,330	\$363,180
Insurance Administration	\$32,488	\$141,757	\$53,823	\$22,165	\$13,940	\$264,173
Congestion & Environmental	\$7,332	\$15,048	\$14,608	\$6,640	\$13,310	\$56,938
Property Damage & Loss	\$22,303	\$131,428	\$104,808	\$46,340	\$56,910	\$361,789
Subtotal (Monetary Cost)	\$1,690,399	\$1,711,259	\$533,148	\$218,515	\$138,690	\$4,292,011
Quality of Life	\$9,038,669	\$8,974,922	\$2,396,196	\$949,580	\$363,930	\$21,723,297
<b>Total (Comprehensive Cost)</b>	<b>\$10,729,068</b>	<b>\$10,686,181</b>	<b>\$2,929,344</b>	<b>\$1,168,095</b>	<b>\$502,620</b>	<b>\$26,015,308</b>

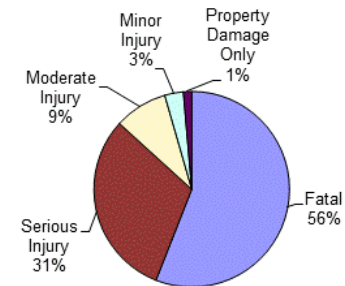
Non-motorcyclist Victim Costs in Motorcycle Crashes in Van Buren County (2021 dollars)						
	Fatal	Serious Injury	Moderate Injury	Minor Injury	Property Damage Only	Total
Medical Care	\$16,960	\$40,079	\$14,082	\$0	\$0	\$71,121
Work Loss	\$1,307,051	\$68,980	\$26,320	\$0	\$246	\$1,402,597
Public Services	\$1,090	\$333	\$336	\$0	\$50	\$1,809
Adjudication	\$129,629	\$14,604	\$5,412	\$0	\$0	\$149,645
Insurance Administration	\$34,287	\$12,469	\$7,734	\$0	\$868	\$55,358
Congestion & Environmental	\$7,332	\$1,805	\$3,548	\$0	\$3,574	\$16,259
Property Damage & Loss	\$15,608	\$12,432	\$18,604	\$0	\$7,136	\$53,780
Subtotal (Monetary Cost)	\$1,511,957	\$150,702	\$76,036	\$0	\$11,874	\$1,750,569
Quality of Life	\$8,882,626	\$785,042	\$312,830	\$0	\$0	\$9,980,498
<b>Total (Comprehensive Cost)</b>	<b>\$10,394,583</b>	<b>\$935,744</b>	<b>\$388,866</b>	<b>\$0</b>	<b>\$11,874</b>	<b>\$11,731,067</b>

Costs of Motorcycle Crashes in Van Buren County (2021 dollars)						
	Fatal	Serious Injury	Moderate Injury	Minor Injury	Property Damage Only	Total
Medical Care	\$36,640	\$485,381	\$118,461	\$41,550	\$15,540	\$697,572
Work Loss	\$2,784,928	\$875,049	\$237,322	\$84,005	\$32,056	\$4,013,360
Public Services	\$2,180	\$4,062	\$2,459	\$925	\$900	\$10,526
Adjudication	\$259,258	\$182,530	\$47,817	\$16,890	\$6,330	\$512,825
Insurance Administration	\$66,775	\$154,226	\$61,557	\$22,165	\$14,808	\$319,531
Congestion & Environmental	\$14,664	\$16,853	\$18,156	\$6,640	\$16,884	\$73,197
Property Damage & Loss	\$37,911	\$143,860	\$123,412	\$46,340	\$64,046	\$415,569
Subtotal (Monetary Cost)	\$3,202,356	\$1,861,961	\$609,184	\$218,515	\$150,564	\$6,042,580
Quality of Life	\$17,921,295	\$9,759,964	\$2,709,026	\$949,580	\$363,930	\$31,703,795
<b>Total (Comprehensive Cost)</b>	<b>\$21,123,651</b>	<b>\$11,621,925</b>	<b>\$3,318,210</b>	<b>\$1,168,095</b>	<b>\$514,494</b>	<b>\$37,746,375</b>

Crash Casualties



Crash Costs



# Van Buren County Bicycle Crashes

Injury Severity	Bicyclist Crash Victims	Bicyclist Victim Costs
Fatal	0	\$0
Serious Injury	0	\$0
Moderate Injury	5	\$990,230
Minor Injury	3	\$380,676
Property Damage Only	0	\$0
<b>Total</b>	<b>8</b>	<b>\$1,370,906</b>
Average cost of crash casualty	\$171,363	

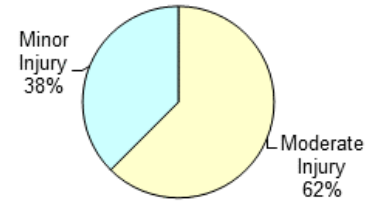
Injury Severity	Non-bicyclist Crash Victims	Non-bicyclist Victim Costs
Fatal	0	\$0
Serious Injury	0	\$0
Moderate Injury	0	\$0
Minor Injury	0	\$0
Property Damage Only	0	\$0
<b>Total</b>	<b>0</b>	<b>\$0</b>
Average cost of crash casualty	\$0	

Bicyclist Victim Costs in Bicycle Crashes in Van Buren County (2021 dollars)						
	Fatal	Serious Injury	Moderate Injury	Minor Injury	Property Damage Only	Total
Medical Care	\$0	\$0	\$34,495	\$12,816	\$0	\$47,311
Work Loss	\$0	\$0	\$71,175	\$25,053	\$0	\$96,228
Public Services	\$0	\$0	\$900	\$465	\$0	\$1,365
Adjudication	\$0	\$0	\$14,160	\$5,076	\$0	\$19,236
Insurance Administration	\$0	\$0	\$19,620	\$7,311	\$0	\$26,931
Congestion & Environmental	\$0	\$0	\$6,580	\$3,774	\$0	\$10,354
Property Damage & Loss	\$0	\$0	\$1,240	\$714	\$0	\$1,954
Subtotal (Monetary Cost)	\$0	\$0	\$148,170	\$55,209	\$0	\$203,379
Quality of Life	\$0	\$0	\$842,060	\$325,467	\$0	\$1,167,527
<b>Total (Comprehensive Cost)</b>	<b>\$0</b>	<b>\$0</b>	<b>\$990,230</b>	<b>\$380,676</b>	<b>\$0</b>	<b>\$1,370,906</b>

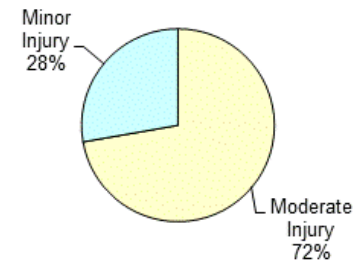
Non-bicyclist Victim Costs in Bicycle Crashes in Van Buren County (2021 dollars)						
	Fatal	Serious Injury	Moderate Injury	Minor Injury	Property Damage Only	Total
Medical Care	\$0	\$0	\$0	\$0	\$0	\$0
Work Loss	\$0	\$0	\$0	\$0	\$0	\$0
Public Services	\$0	\$0	\$0	\$0	\$0	\$0
Adjudication	\$0	\$0	\$0	\$0	\$0	\$0
Insurance Administration	\$0	\$0	\$0	\$0	\$0	\$0
Congestion & Environmental	\$0	\$0	\$0	\$0	\$0	\$0
Property Damage & Loss	\$0	\$0	\$0	\$0	\$0	\$0
Subtotal (Monetary Cost)	\$0	\$0	\$0	\$0	\$0	\$0
Quality of Life	\$0	\$0	\$0	\$0	\$0	\$0
<b>Total (Comprehensive Cost)</b>	<b>\$0</b>	<b>\$0</b>	<b>\$0</b>	<b>\$0</b>	<b>\$0</b>	<b>\$0</b>

Costs of Bicycle Crashes in Van Buren County (2021 dollars)						
	Fatal	Serious Injury	Moderate Injury	Minor Injury	Property Damage Only	Total
Medical Care	\$0	\$0	\$34,495	\$12,816	\$0	\$47,311
Work Loss	\$0	\$0	\$71,175	\$25,053	\$0	\$96,228
Public Services	\$0	\$0	\$900	\$465	\$0	\$1,365
Adjudication	\$0	\$0	\$14,160	\$5,076	\$0	\$19,236
Insurance Administration	\$0	\$0	\$19,620	\$7,311	\$0	\$26,931
Congestion & Environmental	\$0	\$0	\$6,580	\$3,774	\$0	\$10,354
Property Damage & Loss	\$0	\$0	\$1,240	\$714	\$0	\$1,954
Subtotal (Monetary Cost)	\$0	\$0	\$148,170	\$55,209	\$0	\$203,379
Quality of Life	\$0	\$0	\$842,060	\$325,467	\$0	\$1,167,527
<b>Total (Comprehensive Cost)</b>	<b>\$0</b>	<b>\$0</b>	<b>\$990,230</b>	<b>\$380,676</b>	<b>\$0</b>	<b>\$1,370,906</b>

Crash Casualties



Crash Costs



# Van Buren County Pedestrian Crashes

Injury Severity	Pedestrian Crash Victims	Pedestrian Victim Costs
Fatal	5	\$48,671,755
Serious Injury	4	\$4,255,196
Moderate Injury	2	\$493,220
Minor Injury	1	\$155,602
Property Damage Only	1	\$15,928
<b>Total</b>	<b>13</b>	<b>\$53,591,701</b>
Average cost of crash casualty	\$4,122,439	

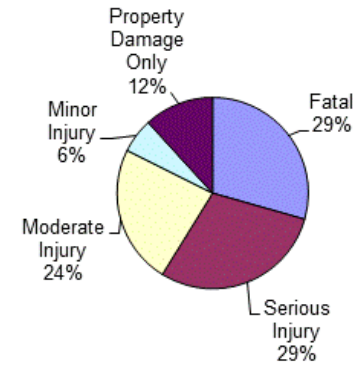
Injury Severity	Non-pedestrian Crash Victims	Non-pedestrian Victim Costs
Fatal	0	\$0
Serious Injury	1	\$923,312
Moderate Injury	2	\$370,262
Minor Injury	0	\$0
Property Damage Only	1	\$6,482
<b>Total</b>	<b>4</b>	<b>\$1,300,056</b>
Average cost of crash casualty	\$325,014	

Pedestrian Victim Costs in Pedestrian Crashes in Van Buren County (2021 dollars)						
	Fatal	Serious Injury	Moderate Injury	Minor Injury	Property Damage Only	Total
Medical Care	\$113,035	\$193,188	\$18,266	\$5,464	\$558	\$330,511
Work Loss	\$5,935,905	\$311,700	\$31,064	\$8,950	\$836	\$6,288,455
Public Services	\$5,450	\$1,352	\$360	\$155	\$21	\$7,338
Adjudication	\$648,145	\$67,732	\$6,624	\$1,934	\$187	\$724,622
Insurance Administration	\$242,970	\$77,792	\$9,028	\$2,729	\$261	\$332,780
Congestion & Environmental	\$36,660	\$5,504	\$2,632	\$1,258	\$178	\$46,232
Subtotal (Monetary Cost)	\$6,982,165	\$657,268	\$67,974	\$20,490	\$2,041	\$7,729,938
Quality of Life	\$41,689,590	\$3,597,928	\$425,246	\$135,112	\$13,887	\$45,861,763
<b>Total (Comprehensive Cost)</b>	<b>\$48,671,755</b>	<b>\$4,255,196</b>	<b>\$493,220</b>	<b>\$155,602</b>	<b>\$15,928</b>	<b>\$53,591,701</b>

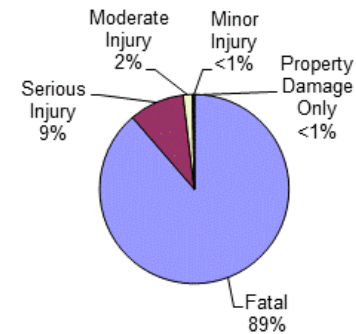
Non-pedestrian Victim in Pedestrian Crashes in Van Buren County (2021 dollars)						
	Fatal	Serious Injury	Moderate Injury	Minor Injury	Property Damage Only	Total
Medical Care	\$0	\$40,079	\$14,082	\$0	\$184	\$54,345
Work Loss	\$0	\$68,980	\$26,320	\$0	\$405	\$95,705
Public Services	\$0	\$333	\$336	\$0	\$48	\$717
Adjudication	\$0	\$14,604	\$5,412	\$0	\$64	\$20,080
Insurance Administration	\$0	\$12,469	\$7,734	\$0	\$382	\$20,585
Congestion & Environmental	\$0	\$1,805	\$3,548	\$0	\$1,785	\$7,138
Subtotal (Monetary Cost)	\$0	\$138,270	\$57,432	\$0	\$2,868	\$198,570
Quality of Life	\$0	\$785,042	\$312,830	\$0	\$3,614	\$1,101,486
<b>Total (Comprehensive Cost)</b>	<b>\$0</b>	<b>\$923,312</b>	<b>\$370,262</b>	<b>\$0</b>	<b>\$6,482</b>	<b>\$1,300,056</b>

Costs of Pedestrian Crashes in Van Buren County (2021 dollars)						
	Fatal	Serious Injury	Moderate Injury	Minor Injury	Property Damage Only	Total
Medical Care	\$113,035	\$233,267	\$32,348	\$5,464	\$742	\$384,856
Work Loss	\$5,935,905	\$380,680	\$57,384	\$8,950	\$1,241	\$6,384,160
Public Services	\$5,450	\$1,685	\$696	\$155	\$69	\$8,055
Adjudication	\$648,145	\$82,336	\$12,036	\$1,934	\$251	\$744,702
Insurance Administration	\$242,970	\$90,261	\$16,762	\$2,729	\$643	\$353,365
Congestion & Environmental	\$36,660	\$7,309	\$6,180	\$1,258	\$1,963	\$53,370
Subtotal (Monetary Cost)	\$6,982,165	\$795,538	\$125,406	\$20,490	\$4,909	\$7,928,508
Quality of Life	\$41,689,590	\$4,382,970	\$738,076	\$135,112	\$17,501	\$46,963,249
<b>Total (Comprehensive Cost)</b>	<b>\$48,671,755</b>	<b>\$5,178,508</b>	<b>\$863,482</b>	<b>\$155,602</b>	<b>\$22,410</b>	<b>\$54,891,757</b>

Crash Casualties



Crash Costs



# Washtenaw County Traffic Crashes and Crime

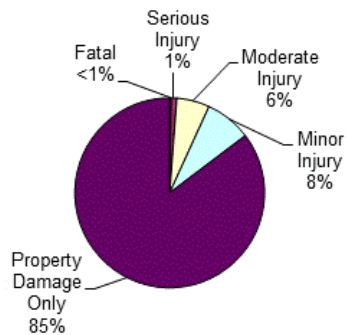
Crash Casualty Severity	Crash Casualties	Crash Costs
Fatal	31	\$322,232,073
Serious Injury	142	\$132,875,648
Moderate Injury	811	\$157,685,163
Minor Injury	1,138	\$114,585,220
Property Damage Only	12,317	\$110,224,833
Total	14,439	\$837,602,937
Average cost of crash casualty		\$58,010

Index Crime Category	Number of Crimes	Crime Costs
Murder	17	\$168,459,613
Rape	247	\$139,679,241
Aggravated Assault	965	\$44,918,820
Robbery	119	\$5,531,358
Larceny	3,626	\$15,522,906
Burglary	636	\$2,709,996
Motor Vehicle Theft	473	\$4,872,373
Total	6,083	\$381,694,307
Average cost of index crime		\$62,748

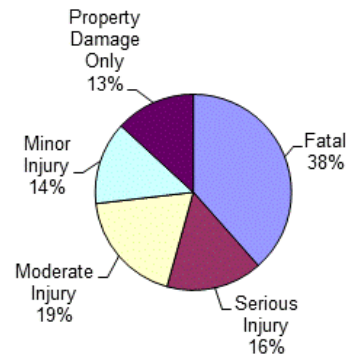
Costs of Crashes in Washtenaw County (2021 dollars)						
	Fatal	Serious Injury	Moderate Injury	Minor Injury	Property Damage Only	Total
Medical Care	\$525,760	\$5,691,218	\$5,710,251	\$4,103,628	\$2,266,328	\$18,297,185
Work Loss	\$40,518,581	\$9,795,160	\$10,672,760	\$7,384,482	\$4,988,385	\$73,359,368
Public Services	\$33,790	\$47,286	\$136,248	\$136,560	\$591,216	\$945,100
Adjudication & Sanctioning	\$4,018,499	\$2,073,768	\$2,194,566	\$1,531,748	\$788,288	\$10,606,869
Insurance Administration	\$1,062,897	\$1,770,598	\$3,136,137	\$2,591,226	\$4,705,094	\$13,265,952
Congestion & Environmental	\$227,292	\$256,310	\$1,438,714	\$2,021,088	\$21,985,845	\$25,929,249
Property Damage & Loss	\$483,848	\$1,765,344	\$7,543,922	\$7,932,998	\$30,386,039	\$48,112,151
Subtotal (Monetary Cost)	\$46,870,667	\$21,399,684	\$30,832,598	\$25,701,730	\$65,711,195	\$190,515,874
Quality of Life	\$275,361,406	\$111,475,964	\$126,852,565	\$88,883,490	\$44,513,638	\$647,087,063
<b>Total (Comprehensive Cost)</b>	<b>\$322,232,073</b>	<b>\$132,875,648</b>	<b>\$157,685,163</b>	<b>\$114,585,220</b>	<b>\$110,224,833</b>	<b>\$837,602,937</b>

Costs of Index Crimes in Washtenaw County (2021 dollars)								
	Murder	Rape	Aggravated Assault	Robbery	Larceny	Burglary	Motor Vehicle Theft	Total
Medical Care	\$219,181	\$833,378	\$2,040,975	\$235,977	\$0	\$0	\$0	\$3,329,511
Mental Health	\$206,125	\$1,626,495	\$393,720	\$23,681	\$0	\$0	\$0	\$2,250,021
Work Loss	\$19,724,386	\$1,760,369	\$2,196,340	\$548,114	\$112,406	\$24,804	\$55,341	\$24,421,760
Public Services	\$1,781,345	\$187,967	\$2,353,635	\$94,248	\$1,910,902	\$230,232	\$215,215	\$6,773,544
Adjudication & Sanctioning	\$8,313,782	\$11,173,786	\$5,785,175	\$1,725,143	\$9,409,470	\$490,366	\$941,270	\$37,838,982
Property Damage & Loss	\$3,587	\$46,683	\$81,060	\$163,863	\$4,090,128	\$1,964,604	\$3,660,547	\$10,010,472
Subtotal (Monetary Cost)	\$30,248,406	\$15,628,678	\$12,850,905	\$2,791,026	\$15,522,906	\$2,709,996	\$4,872,373	\$84,624,290
Quality of Life	\$138,211,207	\$124,050,563	\$32,067,915	\$2,740,332	\$0	\$0	\$0	\$297,070,017
<b>Total (Comprehensive Costs)</b>	<b>\$168,459,613</b>	<b>\$139,679,241</b>	<b>\$44,918,820</b>	<b>\$5,531,358</b>	<b>\$15,522,906</b>	<b>\$2,709,996</b>	<b>\$4,872,373</b>	<b>\$381,694,307</b>

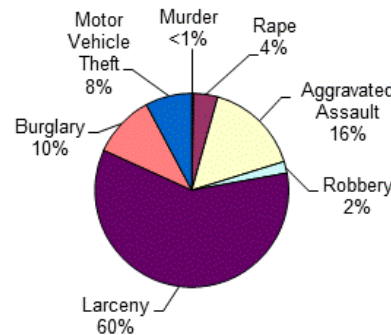
Crash Casualties



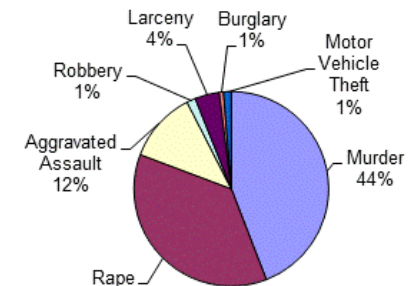
Crash Costs



Index Crimes



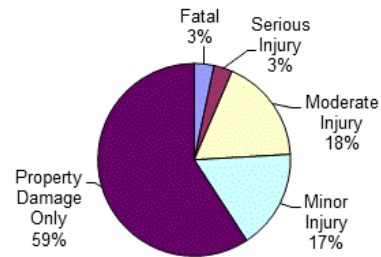
Index Crime Costs



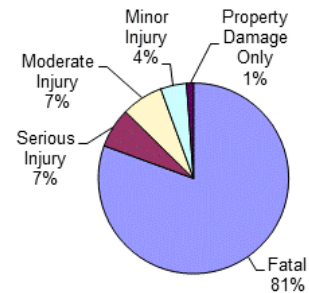
# Washtenaw County Alcohol-Involved Crashes

Crash Casualty Severity	Crash Casualties	Crash Costs
Fatal	14	\$161,139,300
Serious Injury	13	\$13,544,362
Moderate Injury	74	\$14,157,322
Minor Injury	70	\$8,847,894
Property Damage Only	248	\$2,349,552
<b>Total</b>	<b>419</b>	<b>\$200,038,430</b>
Average cost of crash casualty		\$477,419

Crash Casualties



Crash Costs

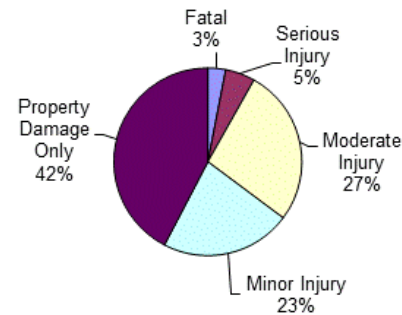


Costs of Alcohol-Involved Crashes in Washtenaw County (2021 dollars)						
	Fatal	Serious Injury	Moderate Injury	Minor Injury	Property Damage Only	Total
Medical Care	\$237,440	\$580,372	\$484,404	\$302,120	\$52,080	\$1,656,416
Work Loss	\$21,906,654	\$974,987	\$913,086	\$535,290	\$108,376	\$24,438,393
Public Services	\$15,260	\$4,459	\$12,284	\$9,030	\$12,152	\$53,185
Adjudication & Sanctioning	\$1,814,806	\$215,800	\$203,426	\$119,350	\$20,336	\$2,373,718
Insurance Administration	\$480,018	\$178,373	\$321,604	\$208,740	\$107,880	\$1,296,615
Congestion & Environmental	\$102,648	\$23,491	\$124,110	\$439,704	\$442,680	\$1,132,633
Property Damage & Loss	\$218,512	\$163,800	\$696,044	\$545,580	\$632,400	\$2,256,336
<b>Subtotal (Monetary Cost)</b>	<b>\$24,775,338</b>	<b>\$2,141,282</b>	<b>\$2,754,958</b>	<b>\$2,159,814</b>	<b>\$1,375,904</b>	<b>\$33,207,296</b>
Quality of Life	\$136,363,962	\$11,403,080	\$11,402,364	\$6,688,080	\$973,648	\$166,831,134
<b>Total (Comprehensive Cost)</b>	<b>\$161,139,300</b>	<b>\$13,544,362</b>	<b>\$14,157,322</b>	<b>\$8,847,894</b>	<b>\$2,349,552</b>	<b>\$200,038,430</b>

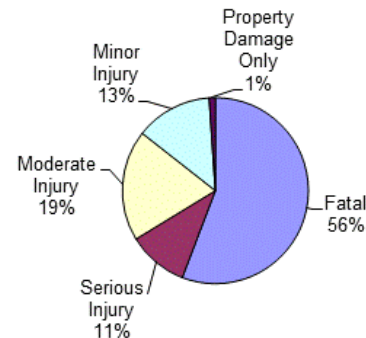
# Washtenaw County Drug-Involved Crashes

Crash Casualty Severity	Crash Casualties	Crash Costs
Fatal	6	\$69,059,700
Serious Injury	10	\$12,978,220
Moderate Injury	53	\$23,891,711
Minor Injury	44	\$16,510,428
Property Damage Only	83	\$1,317,791
<b>Total</b>	<b>196</b>	<b>\$123,757,850</b>
Average cost of crash casualty	\$631,418	

Crash Casualties



Crash Costs



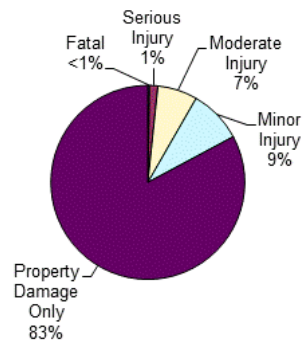
Costs of Drug-Involved Crashes in Washtenaw County (2021 dollars)						
	Fatal	Serious Injury	Moderate Injury	Minor Injury	Property Damage Only	Total
Medical Care	\$101,760	\$542,660	\$873,228	\$600,996	\$34,611	\$2,153,255
Work Loss	\$9,388,566	\$924,590	\$1,669,818	\$1,127,632	\$71,546	\$13,182,152
Public Services	\$6,540	\$3,880	\$11,925	\$8,536	\$4,399	\$35,280
Adjudication & Sanctioning	\$777,774	\$202,290	\$357,644	\$243,716	\$14,608	\$1,596,032
Insurance Administration	\$205,722	\$169,420	\$412,022	\$285,428	\$46,729	\$1,119,321
Congestion & Environmental	\$43,992	\$18,160	\$94,552	\$78,540	\$148,155	\$383,399
Property Damage & Loss	\$93,648	\$136,080	\$563,125	\$404,888	\$225,511	\$1,423,252
<b>Subtotal (Monetary Cost)</b>	<b>\$10,618,002</b>	<b>\$1,997,080</b>	<b>\$3,982,314</b>	<b>\$2,749,736</b>	<b>\$545,559</b>	<b>\$19,892,691</b>
Quality of Life	\$58,441,698	\$10,981,140	\$19,909,397	\$13,760,692	\$772,232	\$103,865,159
<b>Total (Comprehensive Cost)</b>	<b>\$69,059,700</b>	<b>\$12,978,220</b>	<b>\$23,891,711</b>	<b>\$16,510,428</b>	<b>\$1,317,791</b>	<b>\$123,757,850</b>



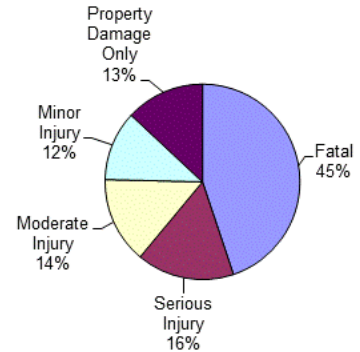
# Washtenaw County Young Driver Crashes (<21)

Crash Casualty Severity	Crash Casualties	Crash Costs
Fatal	8	\$83,156,664
Serious Injury	40	\$30,049,080
Moderate Injury	190	\$26,520,390
Minor Injury	254	\$21,430,996
Property Damage Only	2,369	\$24,208,811
<b>Total</b>	<b>2,861</b>	<b>\$185,365,941</b>
Average cost of crash casualty		\$64,791

Crash Casualties



Crash Costs

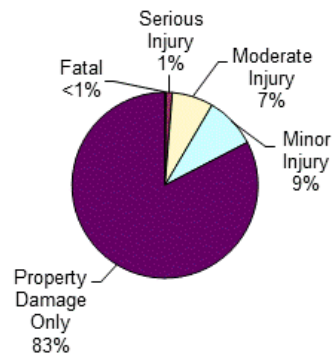


Costs of Young Driver Crashes in Washtenaw County (2021 dollars)						
	Fatal	Serious Injury	Moderate Injury	Minor Injury	Property Damage Only	Total
Medical Care	\$135,680	\$1,267,840	\$913,520	\$795,782	\$554,346	\$3,667,168
Work Loss	\$10,456,408	\$2,160,280	\$1,754,460	\$1,404,874	\$1,122,906	\$16,898,928
Public Services	\$8,720	\$11,840	\$30,210	\$30,734	\$120,819	\$202,323
Adjudication	\$1,037,032	\$459,160	\$357,770	\$293,624	\$189,520	\$2,337,106
Insurance Administration	\$274,296	\$412,320	\$604,580	\$531,114	\$1,016,301	\$2,838,611
Congestion & Environmental	\$58,656	\$71,960	\$336,870	\$450,342	\$4,228,665	\$5,146,493
Property Damage & Loss	\$124,864	\$466,840	\$1,724,630	\$1,840,484	\$6,315,754	\$10,472,572
<b>Subtotal (Monetary Cost)</b>	<b>\$12,095,656</b>	<b>\$4,850,240</b>	<b>\$5,722,040</b>	<b>\$5,346,954</b>	<b>\$13,548,311</b>	<b>\$41,563,201</b>
Quality of Life	\$71,061,008	\$25,198,840	\$20,798,350	\$16,084,042	\$10,660,500	\$143,802,740
<b>Total (Comprehensive Cost)</b>	<b>\$83,156,664</b>	<b>\$30,049,080</b>	<b>\$26,520,390</b>	<b>\$21,430,996</b>	<b>\$24,208,811</b>	<b>\$185,365,941</b>

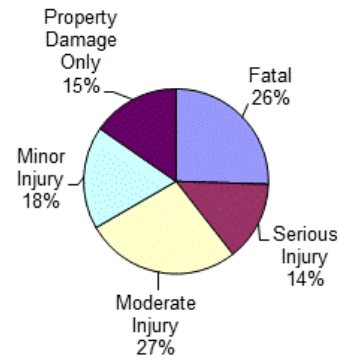
# Washtenaw County Older Driver Crashes (65+)

Crash Casualty Severity	Crash Casualties	Crash Costs
Fatal	5	\$51,972,915
Serious Injury	29	\$28,455,322
Moderate Injury	189	\$55,438,236
Minor Injury	235	\$36,649,895
Property Damage Only	2,178	\$31,286,970
<b>Total</b>	<b>2,636</b>	<b>\$203,803,338</b>
Average cost of crash casualty		\$77,315

Crash Casualties



Crash Costs

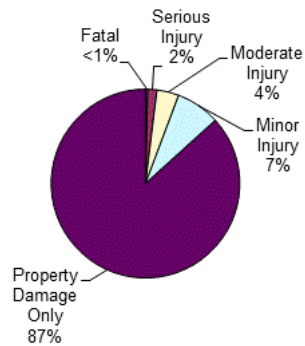


Costs of Older Driver Crashes in Washtenaw County (2021 dollars)						
	Fatal	Serious Injury	Moderate Injury	Minor Injury	Property Damage Only	Total
Medical Care	\$84,800	\$1,191,030	\$2,002,644	\$1,318,585	\$851,598	\$5,448,657
Work Loss	\$6,535,255	\$2,062,161	\$3,813,264	\$2,457,630	\$1,600,830	\$16,469,140
Public Services	\$5,450	\$9,831	\$35,910	\$32,665	\$117,612	\$201,468
Adjudication	\$648,145	\$435,464	\$778,680	\$504,545	\$296,208	\$2,663,042
Insurance Administration	\$171,435	\$385,120	\$983,745	\$729,440	\$1,119,492	\$3,389,232
Congestion & Environmental	\$36,660	\$52,345	\$336,420	\$417,595	\$3,885,552	\$4,728,572
Property Damage & Loss	\$78,040	\$377,435	\$1,822,527	\$1,796,340	\$6,255,216	\$10,329,558
<b>Subtotal (Monetary Cost)</b>	<b>\$7,559,785</b>	<b>\$4,513,386</b>	<b>\$9,773,190</b>	<b>\$7,256,800</b>	<b>\$14,126,508</b>	<b>\$43,229,669</b>
Quality of Life	\$44,413,130	\$23,941,936	\$45,665,046	\$29,393,095	\$17,160,462	\$160,573,669
<b>Total (Comprehensive Cost)</b>	<b>\$51,972,915</b>	<b>\$28,455,322</b>	<b>\$55,438,236</b>	<b>\$36,649,895</b>	<b>\$31,286,970</b>	<b>\$203,803,338</b>

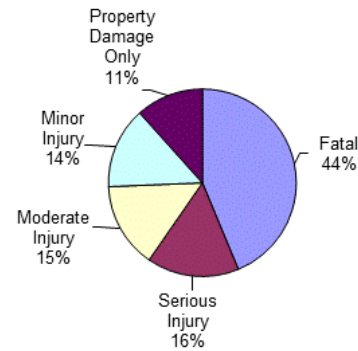
# Washtenaw County Medium/Large Truck Crashes

Crash Casualty Severity	Crash Casualties	Crash Costs
Fatal	3	\$31,297,401
Serious Injury	13	\$11,350,820
Moderate Injury	31	\$10,532,064
Minor Injury	62	\$10,043,008
Property Damage Only	711	\$8,315,145
<b>Total</b>	<b>820</b>	<b>\$71,538,438</b>
Average cost of crash casualty		\$87,242

Crash Casualties



Crash Costs



**Costs of Medium/Large Truck Crashes in Washtenaw County (2021 dollars)**

	Fatal	Serious Injury	Moderate Injury	Minor Injury	Property Damage Only	Total
Medical Care	\$97,014	\$526,253	\$535,215	\$490,854	\$258,093	\$1,907,429
Work Loss	\$3,921,153	\$1,630,122	\$1,654,718	\$1,415,584	\$2,071,143	\$10,692,720
Public Services	\$3,288	\$4,173	\$5,425	\$11,904	\$33,417	\$58,207
Adjudication	\$425,610	\$188,643	\$87,854	\$93,124	\$113,049	\$908,280
Insurance Administration	\$102,120	\$148,187	\$113,150	\$138,260	\$389,628	\$891,345
Congestion & Environmental	\$22,749	\$24,271	\$56,885	\$113,894	\$1,313,217	\$1,531,016
Property Damage & Loss	\$77,589	\$139,399	\$254,603	\$387,810	\$2,047,680	\$2,907,081
<b>Subtotal (Monetary Cost)</b>	<b>\$4,649,523</b>	<b>\$2,661,048</b>	<b>\$2,707,850</b>	<b>\$2,651,430</b>	<b>\$6,226,227</b>	<b>\$18,896,078</b>
Quality of Life	\$26,647,878	\$8,689,772	\$7,824,214	\$7,391,578	\$2,088,918	\$52,642,360
<b>Total (Comprehensive Cost)</b>	<b>\$31,297,401</b>	<b>\$11,350,820</b>	<b>\$10,532,064</b>	<b>\$10,043,008</b>	<b>\$8,315,145</b>	<b>\$71,538,438</b>

# Washtenaw County Motorcycle Crashes

Injury Severity	Motorcyclist Crash Victims	Motorcyclist Victim Costs
Fatal	4	\$42,916,272
Serious Injury	17	\$16,515,007
Moderate Injury	34	\$9,054,336
Minor Injury	10	\$2,336,190
Property Damage Only	25	\$1,256,550
<b>Total</b>	<b>90</b>	<b>\$72,078,355</b>
Average cost of crash casualty		\$800,871

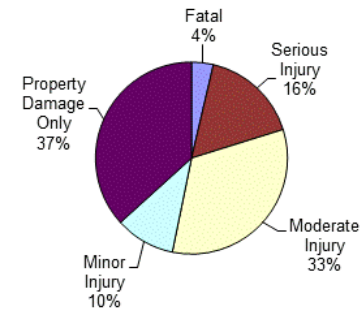
Injury Severity	Non-motorcyclist Crash Victims	Non-motorcyclist Victim Costs
Fatal	0	\$0
Serious Injury	1	\$935,744
Moderate Injury	2	\$388,866
Minor Injury	1	\$100,690
Property Damage Only	15	\$89,055
<b>Total</b>	<b>19</b>	<b>\$1,514,355</b>
Average cost of crash casualty		\$79,703

Motorcyclist Victim Costs in Motorcycle Crashes in Washtenaw County (2021 dollars)						
	Fatal	Serious Injury	Moderate Injury	Minor Injury	Property Damage Only	Total
Medical Care	\$78,720	\$688,194	\$322,626	\$83,100	\$38,850	\$1,211,490
Work Loss	\$5,911,508	\$1,245,743	\$652,188	\$168,010	\$79,525	\$8,056,974
Public Services	\$4,360	\$5,763	\$6,562	\$1,850	\$2,125	\$20,660
Adjudication	\$518,516	\$259,522	\$131,070	\$33,780	\$15,825	\$958,713
Insurance Administration	\$129,952	\$219,079	\$166,362	\$44,330	\$34,850	\$594,573
Congestion & Environmental	\$29,328	\$23,256	\$45,152	\$13,280	\$33,275	\$144,291
Property Damage & Loss	\$89,212	\$203,116	\$323,952	\$92,680	\$142,275	\$851,235
Subtotal (Monetary Cost)	\$6,761,596	\$2,644,673	\$1,647,912	\$437,030	\$346,725	\$11,837,936
Quality of Life	\$36,154,676	\$13,870,334	\$7,406,424	\$1,899,160	\$909,825	\$60,240,419
<b>Total (Comprehensive Cost)</b>	<b>\$42,916,272</b>	<b>\$16,515,007</b>	<b>\$9,054,336</b>	<b>\$2,336,190</b>	<b>\$1,256,550</b>	<b>\$72,078,355</b>

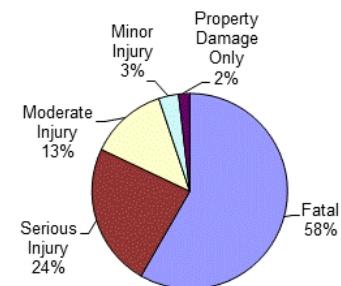
Non-motorcyclist Victim Costs in Motorcycle Crashes in Washtenaw County (2021 dollars)						
	Fatal	Serious Injury	Moderate Injury	Minor Injury	Property Damage Only	Total
Medical Care	\$0	\$40,079	\$14,082	\$3,606	\$0	\$57,767
Work Loss	\$0	\$68,980	\$26,320	\$6,489	\$1,845	\$103,634
Public Services	\$0	\$333	\$336	\$120	\$375	\$1,164
Adjudication	\$0	\$14,604	\$5,412	\$1,346	\$0	\$21,362
Insurance Administration	\$0	\$12,469	\$7,734	\$2,277	\$6,510	\$28,990
Congestion & Environmental	\$0	\$1,805	\$3,548	\$1,776	\$26,805	\$33,934
Property Damage & Loss	\$0	\$12,432	\$18,604	\$6,971	\$53,520	\$91,527
Subtotal (Monetary Cost)	\$0	\$150,702	\$76,036	\$22,585	\$89,055	\$338,378
Quality of Life	\$0	\$785,042	\$312,830	\$78,105	\$0	\$1,175,977
<b>Total (Comprehensive Cost)</b>	<b>\$0</b>	<b>\$935,744</b>	<b>\$388,866</b>	<b>\$100,690</b>	<b>\$89,055</b>	<b>\$1,514,355</b>

Costs of Motorcycle Crashes in Washtenaw County (2021 dollars)						
	Fatal	Serious Injury	Moderate Injury	Minor Injury	Property Damage Only	Total
Medical Care	\$78,720	\$728,273	\$336,708	\$86,706	\$38,850	\$1,269,257
Work Loss	\$5,911,508	\$1,314,723	\$678,508	\$174,499	\$81,370	\$8,160,608
Public Services	\$4,360	\$6,096	\$6,898	\$1,970	\$2,500	\$21,824
Adjudication	\$518,516	\$274,126	\$136,482	\$35,126	\$15,825	\$980,075
Insurance Administration	\$129,952	\$231,548	\$174,096	\$46,807	\$41,360	\$623,563
Congestion & Environmental	\$29,328	\$25,061	\$48,700	\$15,056	\$60,080	\$178,225
Property Damage & Loss	\$89,212	\$215,548	\$342,556	\$99,651	\$195,795	\$942,762
Subtotal (Monetary Cost)	\$6,761,596	\$2,795,375	\$1,723,948	\$459,615	\$435,780	\$12,176,314
Quality of Life	\$36,154,676	\$14,655,376	\$7,719,254	\$1,977,265	\$909,825	\$61,416,396
<b>Total (Comprehensive Cost)</b>	<b>\$42,916,272</b>	<b>\$17,450,751</b>	<b>\$9,443,202</b>	<b>\$2,436,880</b>	<b>\$1,345,605</b>	<b>\$73,592,710</b>

Crash Casualties



Crash Costs



# Washtenaw County Bicycle Crashes

Injury Severity	Bicyclist Crash Victims	Bicyclist Victim Costs
Fatal	1	\$9,720,902
Serious Injury	4	\$3,739,816
Moderate Injury	31	\$6,139,426
Minor Injury	14	\$1,776,488
Property Damage Only	12	\$164,112
<b>Total</b>	<b>62</b>	<b>\$21,540,744</b>
Average cost of crash casualty	\$347,431	

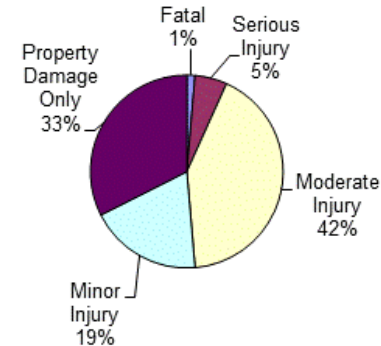
Injury Severity	Non-bicyclist Crash Victims	Non-bicyclist Victim Costs
Fatal	0	\$0
Serious Injury	0	\$0
Moderate Injury	0	\$0
Minor Injury	0	\$0
Property Damage Only	12	\$107,388
<b>Total</b>	<b>12</b>	<b>\$107,388</b>
Average cost of crash casualty	\$8,949	

Bicyclist Victim Costs in Bicycle Crashes in Washtenaw County (2021 dollars)						
	Fatal	Serious Injury	Moderate Injury	Minor Injury	Property Damage Only	Total
Medical Care	\$25,971	\$162,112	\$213,869	\$59,808	\$5,568	\$467,328
Work Loss	\$1,189,275	\$303,448	\$441,285	\$116,914	\$9,948	\$2,060,870
Public Services	\$1,090	\$1,352	\$5,580	\$2,170	\$252	\$10,444
Adjudication	\$235,689	\$61,892	\$87,792	\$23,688	\$2,076	\$411,137
Insurance Administration	\$48,594	\$70,548	\$121,644	\$34,118	\$2,976	\$277,880
Congestion & Environmental	\$7,332	\$5,504	\$40,796	\$17,612	\$2,136	\$73,380
Property Damage & Loss	\$250	\$1,000	\$7,688	\$3,332	\$408	\$12,678
Subtotal (Monetary Cost)	\$1,508,201	\$605,856	\$918,654	\$257,642	\$23,364	\$3,313,717
Quality of Life	\$8,212,701	\$3,133,960	\$5,220,772	\$1,518,846	\$140,748	\$18,227,027
<b>Total (Comprehensive Cost)</b>	<b>\$9,720,902</b>	<b>\$3,739,816</b>	<b>\$6,139,426</b>	<b>\$1,776,488</b>	<b>\$164,112</b>	<b>\$21,540,744</b>

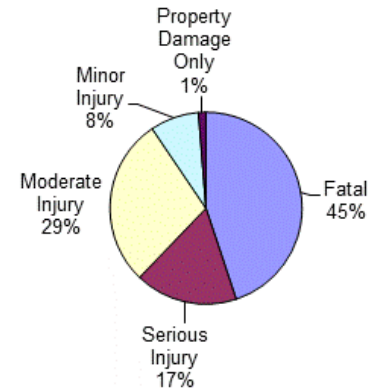
Non-bicyclist Victim Costs in Bicycle Crashes in Washtenaw County (2021 dollars)						
	Fatal	Serious Injury	Moderate Injury	Minor Injury	Property Damage Only	Total
Medical Care	\$0	\$0	\$0	\$0	\$2,208	\$2,208
Work Loss	\$0	\$0	\$0	\$0	\$4,860	\$4,860
Public Services	\$0	\$0	\$0	\$0	\$576	\$576
Adjudication	\$0	\$0	\$0	\$0	\$768	\$768
Insurance Administration	\$0	\$0	\$0	\$0	\$4,584	\$4,584
Congestion & Environmental	\$0	\$0	\$0	\$0	\$21,420	\$21,420
Property Damage & Loss	\$0	\$0	\$0	\$0	\$29,604	\$29,604
Subtotal (Monetary Cost)	\$0	\$0	\$0	\$0	\$64,020	\$64,020
Quality of Life	\$0	\$0	\$0	\$0	\$43,368	\$43,368
<b>Total (Comprehensive Cost)</b>	<b>\$0</b>	<b>\$0</b>	<b>\$0</b>	<b>\$0</b>	<b>\$107,388</b>	<b>\$107,388</b>

Costs of Bicycle Crashes in Washtenaw County (2021 dollars)						
	Fatal	Serious Injury	Moderate Injury	Minor Injury	Property Damage Only	Total
Medical Care	\$25,971	\$162,112	\$213,869	\$59,808	\$7,776	\$469,536
Work Loss	\$1,189,275	\$303,448	\$441,285	\$116,914	\$14,808	\$2,065,730
Public Services	\$1,090	\$1,352	\$5,580	\$2,170	\$828	\$11,020
Adjudication	\$235,689	\$61,892	\$87,792	\$23,688	\$2,844	\$411,905
Insurance Administration	\$48,594	\$70,548	\$121,644	\$34,118	\$7,560	\$282,464
Congestion & Environmental	\$7,332	\$5,504	\$40,796	\$17,612	\$23,556	\$94,800
Property Damage & Loss	\$250	\$1,000	\$7,688	\$3,332	\$30,012	\$42,282
Subtotal (Monetary Cost)	\$1,508,201	\$605,856	\$918,654	\$257,642	\$87,384	\$3,377,737
Quality of Life	\$8,212,701	\$3,133,960	\$5,220,772	\$1,518,846	\$184,116	\$18,270,395
<b>Total (Comprehensive Cost)</b>	<b>\$9,720,902</b>	<b>\$3,739,816</b>	<b>\$6,139,426</b>	<b>\$1,776,488</b>	<b>\$271,500</b>	<b>\$21,648,132</b>

Crash Casualties



Crash Costs



# Washtenaw County Pedestrian Crashes

Injury Severity	Pedestrian Crash Victims	Pedestrian Victim Costs
Fatal	3	\$29,203,053
Serious Injury	13	\$13,829,387
Moderate Injury	36	\$8,877,960
Minor Injury	31	\$4,823,662
Property Damage Only	6	\$95,568
<b>Total</b>	<b>89</b>	<b>\$56,829,630</b>
Average cost of crash casualty	\$638,535	

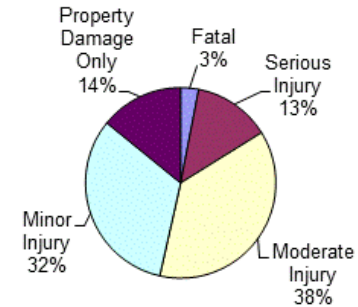
Injury Severity	Non-pedestrian Crash Victims	Non-pedestrian Victim Costs
Fatal	0	\$0
Serious Injury	0	\$0
Moderate Injury	1	\$185,131
Minor Injury	1	\$93,719
Property Damage Only	8	\$51,856
<b>Total</b>	<b>10</b>	<b>\$330,706</b>
Average cost of crash casualty	\$33,071	

	Fatal	Serious Injury	Moderate Injury	Minor Injury	Property Damage Only	Total
Medical Care	\$67,821	\$627,861	\$328,788	\$169,384	\$3,348	\$1,197,202
Work Loss	\$3,561,543	\$1,013,025	\$559,152	\$277,450	\$5,016	\$5,416,186
Public Services	\$3,270	\$4,394	\$6,480	\$4,805	\$126	\$19,075
Adjudication	\$388,887	\$220,129	\$119,232	\$59,954	\$1,122	\$789,324
Insurance Administration	\$145,782	\$252,824	\$162,504	\$84,599	\$1,566	\$647,275
Congestion & Environmental	\$21,996	\$17,888	\$47,376	\$38,998	\$1,068	\$127,326
Subtotal (Monetary Cost)	\$4,189,299	\$2,136,121	\$1,223,532	\$635,190	\$12,246	\$8,196,388
Quality of Life	\$25,013,754	\$11,693,266	\$7,654,428	\$4,188,472	\$83,322	\$48,633,242
<b>Total (Comprehensive Cost)</b>	<b>\$29,203,053</b>	<b>\$13,829,387</b>	<b>\$8,877,960</b>	<b>\$4,823,662</b>	<b>\$95,568</b>	<b>\$56,829,630</b>

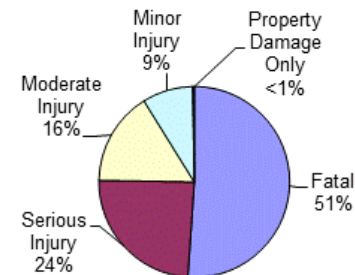
	Fatal	Serious Injury	Moderate Injury	Minor Injury	Property Damage Only	Total
Medical Care	\$0	\$0	\$7,041	\$3,606	\$1,472	\$12,119
Work Loss	\$0	\$0	\$13,160	\$6,489	\$3,240	\$22,889
Public Services	\$0	\$0	\$168	\$120	\$384	\$672
Adjudication	\$0	\$0	\$2,706	\$1,346	\$512	\$4,564
Insurance Administration	\$0	\$0	\$3,867	\$2,277	\$3,056	\$9,200
Congestion & Environmental	\$0	\$0	\$1,774	\$1,776	\$14,280	\$17,830
Subtotal (Monetary Cost)	\$0	\$0	\$28,716	\$15,614	\$22,944	\$67,274
Quality of Life	\$0	\$0	\$156,415	\$78,105	\$28,912	\$263,432
<b>Total (Comprehensive Cost)</b>	<b>\$0</b>	<b>\$0</b>	<b>\$185,131</b>	<b>\$93,719</b>	<b>\$51,856</b>	<b>\$330,706</b>

	Fatal	Serious Injury	Moderate Injury	Minor Injury	Property Damage Only	Total
Medical Care	\$67,821	\$627,861	\$335,829	\$172,990	\$4,820	\$1,209,321
Work Loss	\$3,561,543	\$1,013,025	\$572,312	\$283,939	\$8,256	\$5,439,075
Public Services	\$3,270	\$4,394	\$6,648	\$4,925	\$510	\$19,747
Adjudication	\$388,887	\$220,129	\$121,938	\$61,300	\$1,634	\$793,888
Insurance Administration	\$145,782	\$252,824	\$166,371	\$86,876	\$4,622	\$656,475
Congestion & Environmental	\$21,996	\$17,888	\$49,150	\$40,774	\$15,348	\$145,156
Subtotal (Monetary Cost)	\$4,189,299	\$2,136,121	\$1,252,248	\$650,804	\$35,190	\$8,263,662
Quality of Life	\$25,013,754	\$11,693,266	\$7,810,843	\$4,266,577	\$112,234	\$48,896,674
<b>Total (Comprehensive Cost)</b>	<b>\$29,203,053</b>	<b>\$13,829,387</b>	<b>\$9,063,091</b>	<b>\$4,917,381</b>	<b>\$147,424</b>	<b>\$57,160,336</b>

Crash Casualties



Crash Costs



# Wayne County Traffic Crashes and Crime

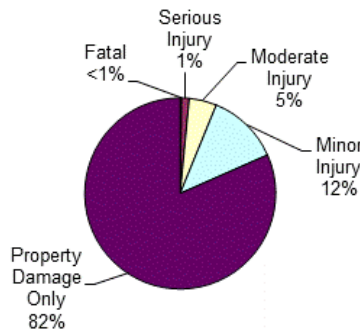
Crash Casualty Severity	Crash Casualties	Crash Costs
Fatal	221	\$2,297,202,843
Serious Injury	1,192	\$1,115,406,848
Moderate Injury	4,320	\$839,950,560
Minor Injury	11,327	\$1,140,515,630
Property Damage Only	75,699	\$677,430,351
<b>Total</b>	<b>92,759</b>	<b>\$6,070,506,232</b>
Average cost of crash casualty		\$65,444

Index Crime Category	Number of Crimes	Crime Costs
Murder	343	\$3,398,920,427
Rape	1,274	\$720,450,822
Aggravated Assault	12,699	\$591,113,052
Robbery	1,930	\$89,710,260
Larceny	23,461	\$100,436,541
Burglary	6,401	\$27,274,661
Motor Vehicle Theft	9,345	\$96,262,845
<b>Total</b>	<b>55,453</b>	<b>\$5,024,168,608</b>
Average cost of index crime		\$90,602

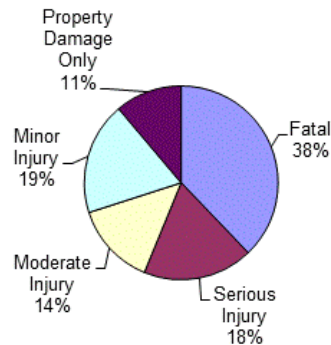
Costs of Crashes in Wayne County (2021 dollars)						
	Fatal	Serious Injury	Moderate Injury	Minor Injury	Property Damage Only	Total
Medical Care	\$3,748,160	\$47,774,168	\$30,417,120	\$40,845,162	\$13,928,616	\$136,713,226
Work Loss	\$288,858,271	\$82,224,160	\$56,851,200	\$73,500,903	\$30,658,095	\$532,092,629
Public Services	\$240,890	\$396,936	\$725,760	\$1,359,240	\$3,633,552	\$6,356,378
Adjudication & Sanctioning	\$28,648,009	\$17,407,968	\$11,689,920	\$15,246,142	\$4,844,736	\$77,836,775
Insurance Administration	\$7,577,427	\$14,863,048	\$16,705,440	\$25,791,579	\$28,917,018	\$93,854,512
Congestion & Environmental	\$1,620,372	\$2,151,560	\$7,663,680	\$20,116,752	\$135,122,715	\$166,675,079
Property Damage & Loss	\$3,449,368	\$14,818,944	\$40,184,640	\$78,960,517	\$186,749,433	\$324,162,902
<b>Subtotal (Monetary Cost)</b>	<b>\$334,142,497</b>	<b>\$179,636,784</b>	<b>\$164,237,760</b>	<b>\$255,820,295</b>	<b>\$403,854,165</b>	<b>\$1,337,691,501</b>
Quality of Life	\$1,963,060,346	\$935,770,064	\$675,712,800	\$884,695,335	\$273,576,186	\$4,732,814,731
<b>Total (Comprehensive Cost)</b>	<b>\$2,297,202,843</b>	<b>\$1,115,406,848</b>	<b>\$839,950,560</b>	<b>\$1,140,515,630</b>	<b>\$677,430,351</b>	<b>\$6,070,506,232</b>

Costs of Index Crimes in Wayne County (2021 dollars)								
	Murder	Rape	Aggravated Assault	Robbery	Larceny	Burglary	Motor Vehicle Theft	Total
Medical Care	\$4,422,299	\$4,298,476	\$26,858,385	\$3,827,190	\$0	\$0	\$0	\$39,406,350
Mental Health	\$4,158,875	\$8,389,290	\$5,181,192	\$384,070	\$0	\$0	\$0	\$18,113,427
Work Loss	\$397,968,494	\$9,079,798	\$28,902,924	\$8,889,580	\$727,291	\$249,639	\$1,093,365	\$446,911,091
Public Services	\$35,941,255	\$969,514	\$30,972,861	\$1,528,560	\$12,363,947	\$2,317,162	\$4,251,975	\$88,345,274
Adjudication & Sanctioning	\$167,742,778	\$57,633,212	\$76,130,505	\$27,979,210	\$60,881,295	\$4,935,171	\$18,596,550	\$413,898,721
Property Damage & Loss	\$72,373	\$240,786	\$1,066,716	\$2,657,610	\$26,464,008	\$19,772,689	\$72,320,955	\$122,595,137
<b>Subtotal (Monetary Cost)</b>	<b>\$610,306,074</b>	<b>\$80,611,076</b>	<b>\$169,112,583</b>	<b>\$45,266,220</b>	<b>\$100,436,541</b>	<b>\$27,274,661</b>	<b>\$96,262,845</b>	<b>\$1,129,270,000</b>
Quality of Life	\$2,788,614,353	\$639,839,746	\$422,000,469	\$44,444,040	\$0	\$0	\$0	\$3,894,898,608
<b>Total (Comprehensive Costs)</b>	<b>\$3,398,920,427</b>	<b>\$720,450,822</b>	<b>\$591,113,052</b>	<b>\$89,710,260</b>	<b>\$100,436,541</b>	<b>\$27,274,661</b>	<b>\$96,262,845</b>	<b>\$5,024,168,608</b>

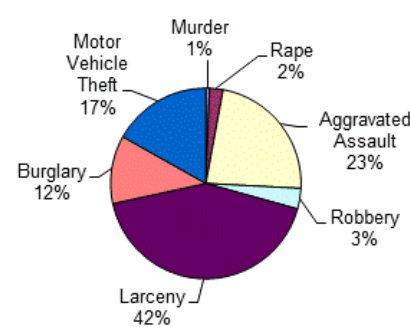
Crash Casualties



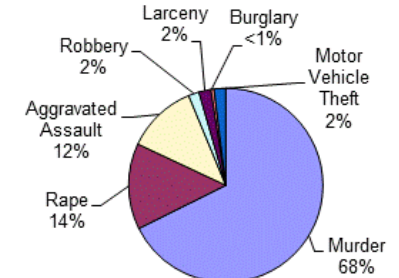
Crash Costs



Index Crimes



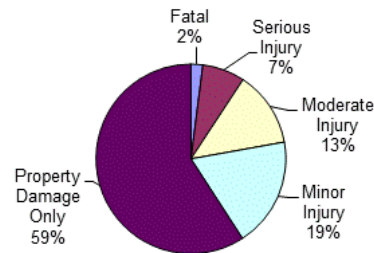
Index Crime Costs



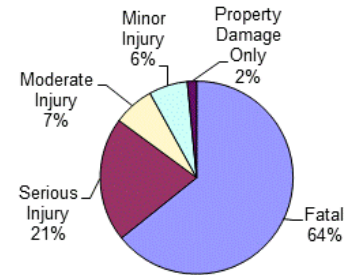
# Wayne County Alcohol-Involved Crashes

Crash Casualty Severity	Crash Casualties	Crash Costs
Fatal	53	\$610,027,350
Serious Injury	190	\$197,956,060
Moderate Injury	339	\$65,157,825
Minor Injury	491	\$61,730,916
Property Damage Only	1,553	\$14,713,122
<b>Total</b>	<b>2,626</b>	<b>\$949,585,273</b>
Average cost of crash casualty		\$361,609

Crash Casualties



Crash Costs



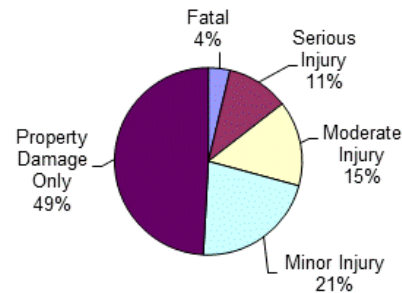
Costs of Alcohol-Involved Crashes in Wayne County (2021 dollars)						
	Fatal	Serious Injury	Moderate Injury	Minor Injury	Property Damage Only	Total
Medical Care	\$898,880	\$8,482,360	\$2,219,094	\$2,119,156	\$326,130	\$14,045,620
Work Loss	\$82,932,333	\$14,249,810	\$4,182,921	\$3,754,677	\$678,661	\$105,798,402
Public Services	\$57,770	\$65,170	\$56,274	\$63,339	\$76,097	\$318,650
Adjudication & Sanctioning	\$6,870,337	\$3,154,000	\$931,911	\$837,155	\$127,346	\$11,920,749
Insurance Administration	\$1,817,211	\$2,606,990	\$1,473,294	\$1,464,162	\$675,555	\$8,037,212
Congestion & Environmental	\$388,596	\$343,330	\$870,543	\$2,753,469	\$2,772,105	\$7,128,043
Property Damage & Loss	\$827,224	\$2,394,000	\$3,188,634	\$3,826,854	\$3,960,150	\$14,196,862
<b>Subtotal (Monetary Cost)</b>	<b>\$93,792,351</b>	<b>\$31,295,660</b>	<b>\$12,922,671</b>	<b>\$14,818,812</b>	<b>\$8,616,044</b>	<b>\$161,445,538</b>
Quality of Life	\$516,234,999	\$166,660,400	\$52,235,154	\$46,912,104	\$6,097,078	\$788,139,735
<b>Total (Comprehensive Cost)</b>	<b>\$610,027,350</b>	<b>\$197,956,060</b>	<b>\$65,157,825</b>	<b>\$61,730,916</b>	<b>\$14,713,122</b>	<b>\$949,585,273</b>



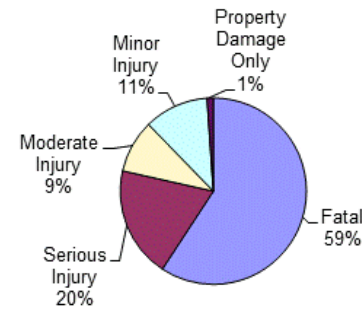
# Wayne County Drug-Involved Crashes

Crash Casualty Severity	Crash Casualties	Crash Costs
Fatal	26	\$299,258,700
Serious Injury	75	\$97,336,650
Moderate Injury	103	\$46,431,061
Minor Injury	151	\$56,660,787
Property Damage Only	343	\$5,445,811
<b>Total</b>	<b>698</b>	<b>\$505,133,009</b>
Average cost of crash casualty	\$723,686	

Crash Casualties



Crash Costs

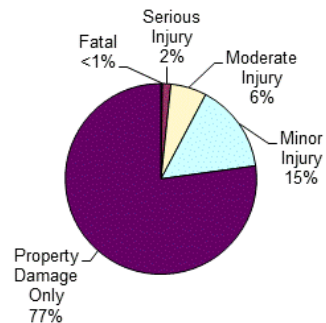


Costs of Drug-Involved Crashes in Wayne County (2021 dollars)						
	Fatal	Serious Injury	Moderate Injury	Minor Injury	Property Damage Only	Total
Medical Care	\$440,960	\$4,069,950	\$1,697,028	\$2,062,509	\$143,031	\$8,413,478
Work Loss	\$40,683,786	\$6,934,425	\$3,245,118	\$3,869,828	\$295,666	\$55,028,823
Public Services	\$28,340	\$29,100	\$23,175	\$29,294	\$18,179	\$128,088
Adjudication & Sanctioning	\$3,370,354	\$1,517,175	\$695,044	\$836,389	\$60,368	\$6,479,330
Insurance Administration	\$891,462	\$1,270,650	\$800,722	\$979,537	\$193,109	\$4,135,480
Congestion & Environmental	\$190,632	\$136,200	\$183,752	\$269,535	\$612,255	\$1,392,374
Property Damage & Loss	\$405,808	\$1,020,600	\$1,094,375	\$1,389,502	\$931,931	\$4,842,216
<b>Subtotal (Monetary Cost)</b>	<b>\$46,011,342</b>	<b>\$14,978,100</b>	<b>\$7,739,214</b>	<b>\$9,436,594</b>	<b>\$2,254,539</b>	<b>\$80,419,789</b>
Quality of Life	\$253,247,358	\$82,358,550	\$38,691,847	\$47,224,193	\$3,191,272	\$424,713,220
<b>Total (Comprehensive Cost)</b>	<b>\$299,258,700</b>	<b>\$97,336,650</b>	<b>\$46,431,061</b>	<b>\$56,660,787</b>	<b>\$5,445,811</b>	<b>\$505,133,009</b>

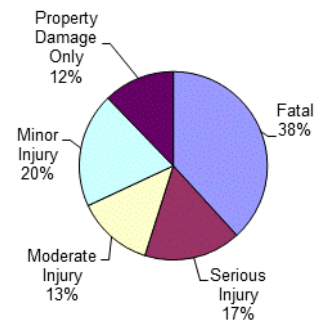
# Wayne County Young Driver Crashes (<21)

Crash Casualty Severity	Crash Casualties	Crash Costs
Fatal	34	\$353,415,822
Serious Injury	205	\$154,001,535
Moderate Injury	872	\$121,714,632
Minor Injury	2,160	\$182,247,840
Property Damage Only	11,074	\$113,165,206
<b>Total</b>	<b>14,345</b>	<b>\$924,545,035</b>
Average cost of crash casualty		\$64,451

Crash Casualties



Crash Costs

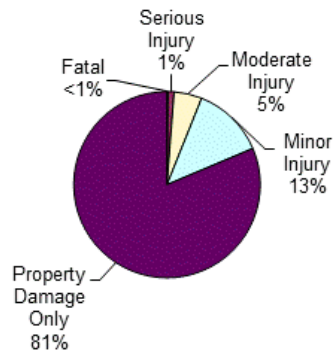


Costs of Young Driver Crashes in Wayne County (2021 dollars)						
	Fatal	Serious Injury	Moderate Injury	Minor Injury	Property Damage Only	Total
Medical Care	\$576,640	\$6,497,680	\$4,192,576	\$6,767,280	\$2,591,316	\$20,625,492
Work Loss	\$44,439,734	\$11,071,435	\$8,052,048	\$11,946,960	\$5,249,076	\$80,759,253
Public Services	\$37,060	\$60,680	\$138,648	\$261,360	\$564,774	\$1,062,522
Adjudication	\$4,407,386	\$2,353,195	\$1,641,976	\$2,496,960	\$885,920	\$11,785,437
Insurance Administration	\$1,165,758	\$2,113,140	\$2,774,704	\$4,516,560	\$4,750,746	\$15,320,908
Congestion & Environmental	\$249,288	\$368,795	\$1,546,056	\$3,829,680	\$19,767,090	\$25,760,909
Property Damage & Loss	\$530,672	\$2,392,555	\$7,915,144	\$15,651,360	\$29,523,284	\$56,013,015
<b>Subtotal (Monetary Cost)</b>	<b>\$51,406,538</b>	<b>\$24,857,480</b>	<b>\$26,261,152</b>	<b>\$45,470,160</b>	<b>\$63,332,206</b>	<b>\$211,327,536</b>
Quality of Life	\$302,009,284	\$129,144,055	\$95,453,480	\$136,777,680	\$49,833,000	\$713,217,499
<b>Total (Comprehensive Cost)</b>	<b>\$353,415,822</b>	<b>\$154,001,535</b>	<b>\$121,714,632</b>	<b>\$182,247,840</b>	<b>\$113,165,206</b>	<b>\$924,545,035</b>

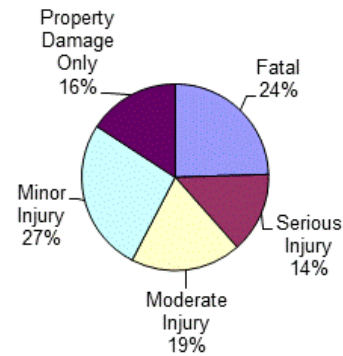
# Wayne County Older Driver Crashes (65+)

Crash Casualty Severity	Crash Casualties	Crash Costs
Fatal	24	\$249,469,992
Serious Injury	145	\$142,276,610
Moderate Injury	665	\$195,060,460
Minor Injury	1,734	\$270,429,438
Property Damage Only	11,210	\$161,031,650
<b>Total</b>	<b>13,778</b>	<b>\$1,018,268,150</b>
Average cost of crash casualty		\$73,905

Crash Casualties



Crash Costs

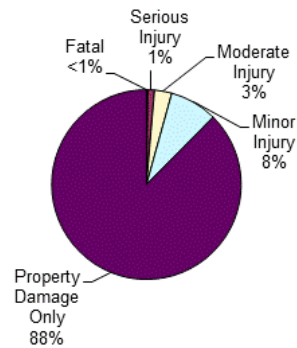


Costs of Older Driver Crashes in Wayne County (2021 dollars)						
	Fatal	Serious Injury	Moderate Injury	Minor Injury	Property Damage Only	Total
Medical Care	\$407,040	\$5,955,150	\$7,046,340	\$9,729,474	\$4,383,110	\$27,521,114
Work Loss	\$31,369,224	\$10,310,805	\$13,417,040	\$18,134,172	\$8,239,350	\$81,470,591
Public Services	\$26,160	\$49,155	\$126,350	\$241,026	\$605,340	\$1,048,031
Adjudication	\$3,111,096	\$2,177,320	\$2,739,800	\$3,722,898	\$1,524,560	\$13,275,674
Insurance Administration	\$822,888	\$1,925,600	\$3,461,325	\$5,382,336	\$5,761,940	\$17,354,089
Congestion & Environmental	\$175,968	\$261,725	\$1,183,700	\$3,081,318	\$19,998,640	\$24,701,351
Property Damage & Loss	\$374,592	\$1,887,175	\$6,412,595	\$13,254,696	\$32,195,120	\$54,124,178
<b>Subtotal (Monetary Cost)</b>	<b>\$36,286,968</b>	<b>\$22,566,930</b>	<b>\$34,387,150</b>	<b>\$53,545,920</b>	<b>\$72,708,060</b>	<b>\$219,495,028</b>
Quality of Life	\$213,183,024	\$119,709,680	\$160,673,310	\$216,883,518	\$88,323,590	\$798,773,122
<b>Total (Comprehensive Cost)</b>	<b>\$249,469,992</b>	<b>\$142,276,610</b>	<b>\$195,060,460</b>	<b>\$270,429,438</b>	<b>\$161,031,650</b>	<b>\$1,018,268,150</b>

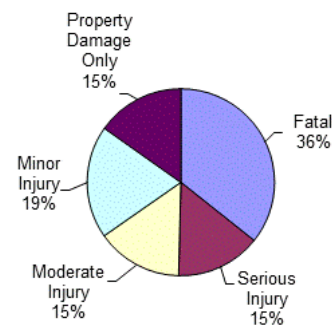
# Wayne County Medium/Large Truck Crashes

Crash Casualty Severity	Crash Casualties	Crash Costs
Fatal	11	\$114,757,137
Serious Injury	54	\$47,149,560
Moderate Injury	141	\$47,903,904
Minor Injury	387	\$62,687,808
Property Damage Only	4,177	\$48,850,015
<b>Total</b>	<b>4,770</b>	<b>\$321,348,424</b>
Average cost of crash casualty		\$67,369

Crash Casualties



Crash Costs



Costs of Medium/Large Truck Crashes in Wayne County (2021 dollars)						
	Fatal	Serious Injury	Moderate Injury	Minor Injury	Property Damage Only	Total
Medical Care	\$355,718	\$2,185,974	\$2,434,365	\$3,063,879	\$1,516,251	\$9,556,187
Work Loss	\$14,377,561	\$6,771,276	\$7,526,298	\$8,835,984	\$12,167,601	\$49,678,720
Public Services	\$12,056	\$17,334	\$24,675	\$74,304	\$196,319	\$324,688
Adjudication	\$1,560,570	\$783,594	\$399,594	\$581,274	\$664,143	\$3,989,175
Insurance Administration	\$374,440	\$615,546	\$514,650	\$863,010	\$2,288,996	\$4,656,642
Congestion & Environmental	\$83,413	\$100,818	\$258,735	\$710,919	\$7,714,919	\$8,868,804
Property Damage & Loss	\$284,493	\$579,042	\$1,158,033	\$2,420,685	\$12,029,760	\$16,472,013
<b>Subtotal (Monetary Cost)</b>	<b>\$17,048,251</b>	<b>\$11,053,584</b>	<b>\$12,316,350</b>	<b>\$16,550,055</b>	<b>\$36,577,989</b>	<b>\$93,546,229</b>
Quality of Life	\$97,708,886	\$36,095,976	\$35,587,554	\$46,137,753	\$12,272,026	\$227,802,195
<b>Total (Comprehensive Cost)</b>	<b>\$114,757,137</b>	<b>\$47,149,560</b>	<b>\$47,903,904</b>	<b>\$62,687,808</b>	<b>\$48,850,015</b>	<b>\$321,348,424</b>

# Wayne County Motorcycle Crashes

Injury Severity	Motorcyclist Crash Victims	Motorcyclist Victim Costs
Fatal	30	\$321,872,040
Serious Injury	132	\$128,234,172
Moderate Injury	189	\$50,331,456
Minor Injury	134	\$31,304,946
Property Damage Only	152	\$7,639,824
<b>Total</b>	<b>637</b>	<b>\$539,382,438</b>
Average cost of crash casualty		\$846,754

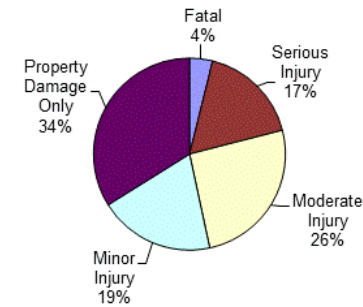
Injury Severity	Non-motorcyclist Crash Victims	Non-motorcyclist Victim Costs
Fatal	1	\$10,394,583
Serious Injury	5	\$4,678,720
Moderate Injury	16	\$3,110,928
Minor Injury	22	\$2,215,180
Property Damage Only	119	\$706,503
<b>Total</b>	<b>163</b>	<b>\$21,105,914</b>
Average cost of crash casualty		\$129,484

Motorcyclist Victim Costs in Motorcycle Crashes in Wayne County (2021 dollars)						
	Fatal	Serious Injury	Moderate Injury	Minor Injury	Property Damage Only	Total
Medical Care	\$590,400	\$5,343,624	\$1,793,421	\$1,113,540	\$236,208	\$9,077,193
Work Loss	\$44,336,310	\$9,672,828	\$3,625,398	\$2,251,334	\$483,512	\$60,369,382
Public Services	\$32,700	\$44,748	\$36,477	\$24,790	\$12,920	\$151,635
Adjudication	\$3,888,870	\$2,015,112	\$728,595	\$452,652	\$96,216	\$7,181,445
Insurance Administration	\$974,640	\$1,701,084	\$924,777	\$594,022	\$211,888	\$4,406,411
Congestion & Environmental	\$219,960	\$180,576	\$250,992	\$177,952	\$202,312	\$1,031,792
Property Damage & Loss	\$669,090	\$1,577,136	\$1,800,792	\$1,241,912	\$865,032	\$6,153,962
Subtotal (Monetary Cost)	\$50,711,970	\$20,535,108	\$9,160,452	\$5,856,202	\$2,108,088	\$88,371,820
Quality of Life	\$271,160,070	\$107,699,064	\$41,171,004	\$25,448,744	\$5,531,736	\$451,010,618
<b>Total (Comprehensive Cost)</b>	<b>\$321,872,040</b>	<b>\$128,234,172</b>	<b>\$50,331,456</b>	<b>\$31,304,946</b>	<b>\$7,639,824</b>	<b>\$539,382,438</b>

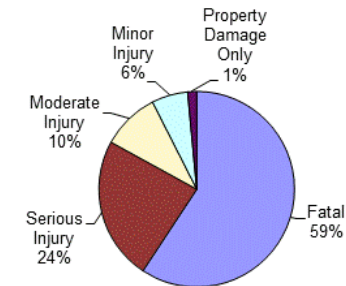
Non-motorcyclist Victim Costs in Motorcycle Crashes in Wayne County (2021 dollars)						
	Fatal	Serious Injury	Moderate Injury	Minor Injury	Property Damage Only	Total
Medical Care	\$16,960	\$200,395	\$112,656	\$79,332	\$0	\$409,343
Work Loss	\$1,307,051	\$344,900	\$210,560	\$142,758	\$14,637	\$2,019,906
Public Services	\$1,090	\$1,665	\$2,688	\$2,640	\$2,975	\$11,058
Adjudication	\$129,629	\$73,020	\$43,296	\$29,612	\$0	\$275,557
Insurance Administration	\$34,287	\$62,345	\$61,872	\$50,094	\$51,646	\$260,244
Congestion & Environmental	\$7,332	\$9,025	\$28,384	\$39,072	\$212,653	\$296,466
Property Damage & Loss	\$15,608	\$62,160	\$148,832	\$153,362	\$424,592	\$804,554
Subtotal (Monetary Cost)	\$1,511,957	\$753,510	\$608,288	\$496,870	\$706,503	\$4,077,128
Quality of Life	\$8,882,626	\$3,925,210	\$2,502,640	\$1,718,310	\$0	\$17,028,786
<b>Total (Comprehensive Cost)</b>	<b>\$10,394,583</b>	<b>\$4,678,720</b>	<b>\$3,110,928</b>	<b>\$2,215,180</b>	<b>\$706,503</b>	<b>\$21,105,914</b>

Costs of Motorcycle Crashes in Wayne County (2021 dollars)						
	Fatal	Serious Injury	Moderate Injury	Minor Injury	Property Damage Only	Total
Medical Care	\$607,360	\$5,544,019	\$1,906,077	\$1,192,872	\$236,208	\$9,486,536
Work Loss	\$45,643,361	\$10,017,728	\$3,835,958	\$2,394,092	\$498,149	\$62,389,288
Public Services	\$33,790	\$46,413	\$39,165	\$27,430	\$15,895	\$162,693
Adjudication	\$4,018,499	\$2,088,132	\$771,891	\$482,264	\$96,216	\$7,457,002
Insurance Administration	\$1,008,927	\$1,763,429	\$986,649	\$644,116	\$263,534	\$4,666,655
Congestion & Environmental	\$227,292	\$189,601	\$279,376	\$217,024	\$414,965	\$1,328,258
Property Damage & Loss	\$684,698	\$1,639,296	\$1,949,624	\$1,395,274	\$1,289,624	\$6,958,516
Subtotal (Monetary Cost)	\$52,223,927	\$21,288,618	\$9,768,740	\$6,353,072	\$2,814,591	\$92,448,948
Quality of Life	\$280,042,696	\$111,624,274	\$43,673,644	\$27,167,054	\$5,531,736	\$468,039,404
<b>Total (Comprehensive Cost)</b>	<b>\$332,266,623</b>	<b>\$132,912,892</b>	<b>\$53,442,384</b>	<b>\$33,520,126</b>	<b>\$8,346,327</b>	<b>\$560,488,352</b>

Crash Casualties



Crash Costs



# Wayne County Bicycle Crashes

Injury Severity	Bicyclist Crash Victims	Bicyclist Victim Costs
Fatal	1	\$9,720,902
Serious Injury	29	\$27,113,666
Moderate Injury	100	\$19,804,600
Minor Injury	90	\$11,420,280
Property Damage Only	71	\$970,996
<b>Total</b>	<b>291</b>	<b>\$69,030,444</b>
Average cost of crash casualty	\$237,218	

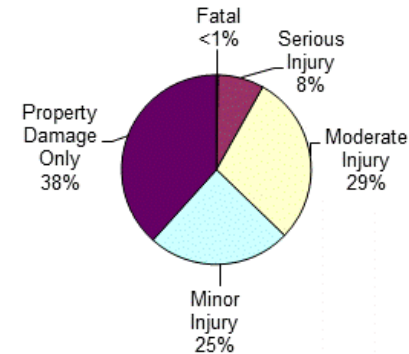
Injury Severity	Non-bicyclist Crash Victims	Non-bicyclist Victim Costs
Fatal	0	\$0
Serious Injury	0	\$0
Moderate Injury	7	\$1,361,031
Minor Injury	0	\$0
Property Damage Only	70	\$626,430
<b>Total</b>	<b>77</b>	<b>\$1,987,461</b>
Average cost of crash casualty	\$25,811	

	Fatal	Serious Injury	Moderate Injury	Minor Injury	Property Damage Only	Total
Medical Care	\$25,971	\$1,175,312	\$689,900	\$384,480	\$32,944	\$2,308,607
Work Loss	\$1,189,275	\$2,199,998	\$1,423,500	\$751,590	\$58,859	\$5,623,222
Public Services	\$1,090	\$9,802	\$18,000	\$13,950	\$1,491	\$44,333
Adjudication	\$235,689	\$448,717	\$283,200	\$152,280	\$12,283	\$1,132,169
Insurance Administration	\$48,594	\$511,473	\$392,400	\$219,330	\$17,608	\$1,189,405
Congestion & Environmental	\$7,332	\$39,904	\$131,600	\$113,220	\$12,638	\$304,694
Property Damage & Loss	\$250	\$7,250	\$24,800	\$21,420	\$2,414	\$56,134
Subtotal (Monetary Cost)	\$1,508,201	\$4,392,456	\$2,963,400	\$1,656,270	\$138,237	\$10,658,564
Quality of Life	\$8,212,701	\$22,721,210	\$16,841,200	\$9,764,010	\$832,759	\$58,371,880
<b>Total (Comprehensive Cost)</b>	<b>\$9,720,902</b>	<b>\$27,113,666</b>	<b>\$19,804,600</b>	<b>\$11,420,280</b>	<b>\$970,996</b>	<b>\$69,030,444</b>

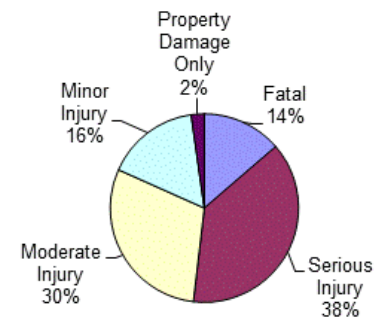
	Fatal	Serious Injury	Moderate Injury	Minor Injury	Property Damage Only	Total
Medical Care	\$0	\$0	\$49,287	\$0	\$12,880	\$62,167
Work Loss	\$0	\$0	\$92,120	\$0	\$28,350	\$120,470
Public Services	\$0	\$0	\$1,176	\$0	\$3,360	\$4,536
Adjudication	\$0	\$0	\$18,942	\$0	\$4,480	\$23,422
Insurance Administration	\$0	\$0	\$27,069	\$0	\$26,740	\$53,809
Congestion & Environmental	\$0	\$0	\$12,418	\$0	\$124,950	\$137,368
Property Damage & Loss	\$0	\$0	\$65,114	\$0	\$172,690	\$237,804
Subtotal (Monetary Cost)	\$0	\$0	\$266,126	\$0	\$373,450	\$639,576
Quality of Life	\$0	\$0	\$1,094,905	\$0	\$252,980	\$1,347,885
<b>Total (Comprehensive Cost)</b>	<b>\$0</b>	<b>\$0</b>	<b>\$1,361,031</b>	<b>\$0</b>	<b>\$626,430</b>	<b>\$1,987,461</b>

	Fatal	Serious Injury	Moderate Injury	Minor Injury	Property Damage Only	Total
Medical Care	\$25,971	\$1,175,312	\$739,187	\$384,480	\$45,824	\$2,370,774
Work Loss	\$1,189,275	\$2,199,998	\$1,515,620	\$751,590	\$87,209	\$5,743,692
Public Services	\$1,090	\$9,802	\$19,176	\$13,950	\$4,851	\$48,869
Adjudication	\$235,689	\$448,717	\$302,142	\$152,280	\$16,763	\$1,155,591
Insurance Administration	\$48,594	\$511,473	\$419,469	\$219,330	\$44,348	\$1,243,214
Congestion & Environmental	\$7,332	\$39,904	\$144,018	\$113,220	\$137,588	\$442,062
Property Damage & Loss	\$250	\$7,250	\$89,914	\$21,420	\$175,104	\$293,938
Subtotal (Monetary Cost)	\$1,508,201	\$4,392,456	\$3,229,526	\$1,656,270	\$511,687	\$11,298,140
Quality of Life	\$8,212,701	\$22,721,210	\$17,936,105	\$9,764,010	\$1,085,739	\$59,719,765
<b>Total (Comprehensive Cost)</b>	<b>\$9,720,902</b>	<b>\$27,113,666</b>	<b>\$21,165,631</b>	<b>\$11,420,280</b>	<b>\$1,597,426</b>	<b>\$71,017,905</b>

Crash Casualties



Crash Costs



# Wayne County Pedestrian Crashes

Injury Severity	Pedestrian Crash Victims	Pedestrian Victim Costs
Fatal	64	\$622,998,464
Serious Injury	100	\$106,379,900
Moderate Injury	190	\$46,855,900
Minor Injury	174	\$27,074,748
Property Damage Only	83	\$1,322,024
<b>Total</b>	<b>611</b>	<b>\$804,631,036</b>
Average cost of crash casualty	\$1,316,908	

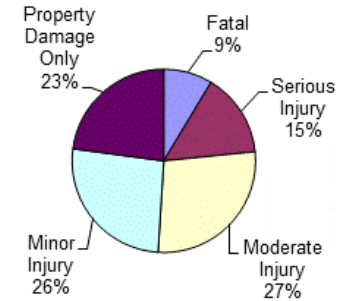
Injury Severity	Non-pedestrian Crash Victims	Non-pedestrian Victim Costs
Fatal	0	\$0
Serious Injury	10	\$9,233,120
Moderate Injury	15	\$2,776,965
Minor Injury	20	\$1,874,380
Property Damage Only	87	\$563,934
<b>Total</b>	<b>132</b>	<b>\$14,448,399</b>
Average cost of crash casualty	\$109,458	

	Fatal	Serious Injury	Moderate Injury	Minor Injury	Property Damage Only	Total
Medical Care	\$1,446,848	\$4,829,700	\$1,735,270	\$950,736	\$46,314	\$9,008,868
Work Loss	\$75,979,584	\$7,792,500	\$2,951,080	\$1,557,300	\$69,388	\$88,349,852
Public Services	\$69,760	\$33,800	\$34,200	\$26,970	\$1,743	\$166,473
Adjudication	\$8,296,256	\$1,693,300	\$629,280	\$336,516	\$15,521	\$10,970,873
Insurance Administration	\$3,110,016	\$1,944,800	\$857,660	\$474,846	\$21,663	\$6,408,985
Congestion & Environmental	\$469,248	\$137,600	\$250,040	\$218,892	\$14,774	\$1,090,554
Subtotal (Monetary Cost)	\$89,371,712	\$16,431,700	\$6,457,530	\$3,565,260	\$169,403	\$115,995,605
Quality of Life	\$533,626,752	\$89,948,200	\$40,398,370	\$23,509,488	\$1,152,621	\$688,635,431
<b>Total (Comprehensive Cost)</b>	<b>\$622,998,464</b>	<b>\$106,379,900</b>	<b>\$46,855,900</b>	<b>\$27,074,748</b>	<b>\$1,322,024</b>	<b>\$804,631,036</b>

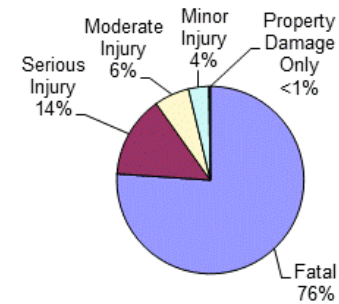
	Fatal	Serious Injury	Moderate Injury	Minor Injury	Property Damage Only	Total
Medical Care	\$0	\$400,790	\$105,615	\$72,120	\$16,008	\$594,533
Work Loss	\$0	\$689,800	\$197,400	\$129,780	\$35,235	\$1,052,215
Public Services	\$0	\$3,330	\$2,520	\$2,400	\$4,176	\$12,426
Adjudication	\$0	\$146,040	\$40,590	\$26,920	\$5,568	\$219,118
Insurance Administration	\$0	\$124,690	\$58,005	\$45,540	\$33,234	\$261,469
Congestion & Environmental	\$0	\$18,050	\$26,610	\$35,520	\$155,295	\$235,475
Subtotal (Monetary Cost)	\$0	\$1,382,700	\$430,740	\$312,280	\$249,516	\$2,375,236
Quality of Life	\$0	\$7,850,420	\$2,346,225	\$1,562,100	\$314,418	\$12,073,163
<b>Total (Comprehensive Cost)</b>	<b>\$0</b>	<b>\$9,233,120</b>	<b>\$2,776,965</b>	<b>\$1,874,380</b>	<b>\$563,934</b>	<b>\$14,448,399</b>

	Fatal	Serious Injury	Moderate Injury	Minor Injury	Property Damage Only	Total
Medical Care	\$1,446,848	\$5,230,490	\$1,840,885	\$1,022,856	\$62,322	\$9,603,401
Work Loss	\$75,979,584	\$8,482,300	\$3,148,480	\$1,687,080	\$104,623	\$89,402,067
Public Services	\$69,760	\$37,130	\$36,720	\$29,370	\$5,919	\$178,899
Adjudication	\$8,296,256	\$1,839,340	\$669,870	\$363,436	\$21,089	\$11,189,991
Insurance Administration	\$3,110,016	\$2,069,490	\$915,665	\$520,386	\$54,897	\$6,670,454
Congestion & Environmental	\$469,248	\$155,650	\$276,650	\$254,412	\$170,069	\$1,326,029
Subtotal (Monetary Cost)	\$89,371,712	\$17,814,400	\$6,888,270	\$3,877,540	\$418,919	\$118,370,841
Quality of Life	\$533,626,752	\$97,798,620	\$42,744,595	\$25,071,588	\$1,467,039	\$700,708,594
<b>Total (Comprehensive Cost)</b>	<b>\$622,998,464</b>	<b>\$115,613,020</b>	<b>\$49,632,865</b>	<b>\$26,949,128</b>	<b>\$1,885,958</b>	<b>\$819,079,435</b>

Crash Casualties



Crash Costs



# Wexford County Traffic Crashes and Crime

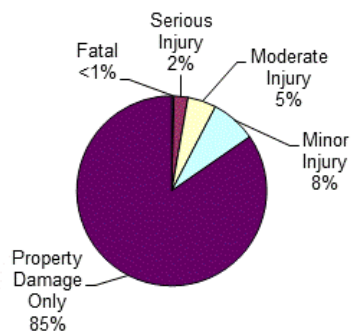
Crash Casualty Severity	Crash Casualties	Crash Costs
Fatal	7	\$72,762,081
Serious Injury	44	\$41,172,736
Moderate Injury	90	\$17,498,970
Minor Injury	143	\$14,398,670
Property Damage Only	1,565	\$14,005,185
<b>Total</b>	<b>1,849</b>	<b>\$159,837,642</b>
Average cost of crash casualty		\$86,445

Index Crime Category	Number of Crimes	Crime Costs
Murder	0	\$0
Rape	25	\$14,137,575
Aggravated Assault	28	\$1,303,344
Robbery	1	\$46,482
Larceny	329	\$1,408,449
Burglary	70	\$298,270
Motor Vehicle Theft	31	\$319,331
<b>Total</b>	<b>484</b>	<b>\$17,513,451</b>
Average cost of index crime		\$36,185

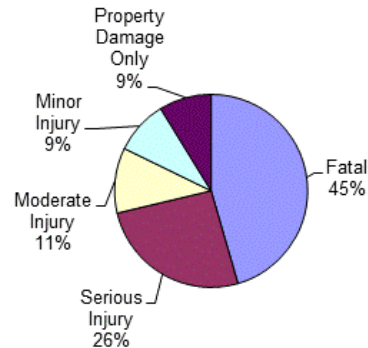
Costs of Crashes in Wexford County (2021 dollars)						
	Fatal	Serious Injury	Moderate Injury	Minor Injury	Property Damage Only	Total
Medical Care	\$118,720	\$1,763,476	\$633,690	\$515,658	\$287,960	\$3,319,504
Work Loss	\$9,149,357	\$3,035,120	\$1,184,400	\$927,927	\$633,825	\$14,930,629
Public Services	\$7,630	\$14,652	\$15,120	\$17,160	\$75,120	\$129,682
Adjudication & Sanctioning	\$907,403	\$642,576	\$243,540	\$192,478	\$100,160	\$2,086,157
Insurance Administration	\$240,009	\$548,636	\$348,030	\$325,611	\$597,830	\$2,060,116
Congestion & Environmental	\$51,324	\$79,420	\$159,660	\$253,968	\$2,793,525	\$3,337,897
Property Damage & Loss	\$109,256	\$547,008	\$837,180	\$996,853	\$3,860,855	\$6,351,152
<b>Subtotal (Monetary Cost)</b>	<b>\$10,583,699</b>	<b>\$6,630,888</b>	<b>\$3,421,620</b>	<b>\$3,229,655</b>	<b>\$8,349,275</b>	<b>\$32,215,137</b>
Quality of Life	\$62,178,382	\$34,541,848	\$14,077,350	\$11,169,015	\$5,655,910	\$127,622,505
<b>Total (Comprehensive Cost)</b>	<b>\$72,762,081</b>	<b>\$41,172,736</b>	<b>\$17,498,970</b>	<b>\$14,398,670</b>	<b>\$14,005,185</b>	<b>\$159,837,642</b>

Costs of Index Crimes in Wexford County (2021 dollars)								
	Murder	Rape	Aggravated Assault	Robbery	Larceny	Burglary	Motor Vehicle Theft	Total
Medical Care	\$0	\$84,350	\$59,220	\$1,983	\$0	\$0	\$0	\$145,553
Mental Health	\$0	\$164,625	\$11,424	\$199	\$0	\$0	\$0	\$176,248
Work Loss	\$0	\$178,175	\$63,728	\$4,606	\$10,199	\$2,730	\$3,627	\$263,065
Public Services	\$0	\$19,025	\$68,292	\$792	\$173,383	\$25,340	\$14,105	\$300,937
Adjudication & Sanctioning	\$0	\$1,130,950	\$167,860	\$14,497	\$853,755	\$53,970	\$61,690	\$2,282,722
Property Damage & Loss	\$0	\$4,725	\$2,352	\$1,377	\$371,112	\$216,230	\$239,909	\$835,705
<b>Subtotal (Monetary Cost)</b>	<b>\$0</b>	<b>\$1,581,850</b>	<b>\$372,876</b>	<b>\$23,454</b>	<b>\$1,408,449</b>	<b>\$298,270</b>	<b>\$319,331</b>	<b>\$4,004,230</b>
Quality of Life	\$0	\$12,555,725	\$930,468	\$23,028	\$0	\$0	\$0	\$13,509,221
<b>Total (Comprehensive Costs)</b>	<b>\$0</b>	<b>\$14,137,575</b>	<b>\$1,303,344</b>	<b>\$46,482</b>	<b>\$1,408,449</b>	<b>\$298,270</b>	<b>\$319,331</b>	<b>\$17,513,451</b>

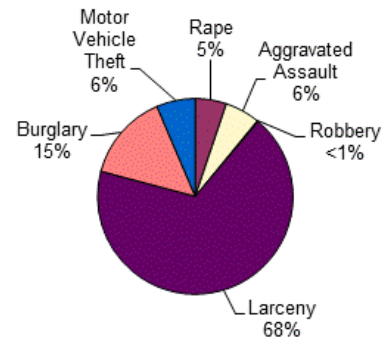
Crash Casualties



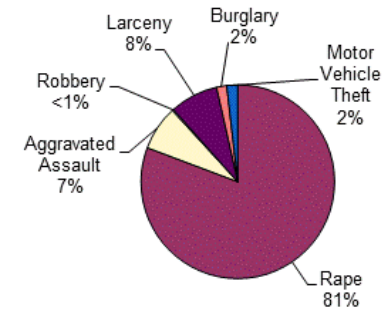
Crash Costs



Index Crimes



Index Crime Costs

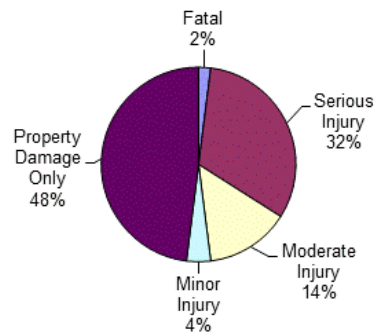




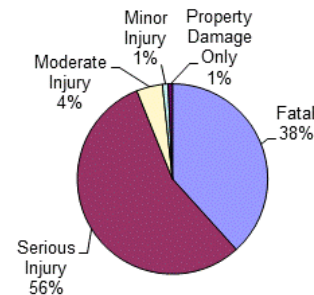
# Wexford County Alcohol-Involved Crashes

Crash Casualty Severity	Crash Casualties	Crash Costs
Fatal	1	\$11,509,950
Serious Injury	16	\$16,669,984
Moderate Injury	7	\$1,331,012
Minor Injury	2	\$282,786
Property Damage Only	24	\$227,376
<b>Total</b>	<b>50</b>	<b>\$30,021,108</b>
Average cost of crash casualty		\$600,422

Crash Casualties



Crash Costs

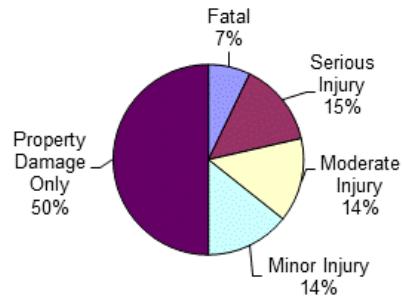


Costs of Alcohol-Involved Crashes in Wexford County (2021 dollars)						
	Fatal	Serious Injury	Moderate Injury	Minor Injury	Property Damage Only	Total
Medical Care	\$16,960	\$714,304	\$45,822	\$8,632	\$5,040	\$790,758
Work Loss	\$1,564,761	\$1,199,984	\$86,373	\$15,294	\$10,488	\$2,876,900
Public Services	\$1,090	\$5,488	\$1,162	\$258	\$1,176	\$9,174
Adjudication & Sanctioning	\$129,629	\$265,600	\$19,243	\$3,410	\$1,968	\$419,850
Insurance Administration	\$34,287	\$219,536	\$30,422	\$5,964	\$10,440	\$300,649
Congestion & Environmental	\$7,332	\$28,912	\$3,546	\$42,552	\$42,840	\$125,182
Property Damage & Loss	\$15,608	\$201,600	\$65,842	\$15,588	\$61,200	\$359,838
<b>Subtotal (Monetary Cost)</b>	<b>\$1,769,667</b>	<b>\$2,635,424</b>	<b>\$252,410</b>	<b>\$91,698</b>	<b>\$133,152</b>	<b>\$4,882,351</b>
Quality of Life	\$9,740,283	\$14,034,560	\$1,078,602	\$191,088	\$94,224	\$25,138,757
<b>Total (Comprehensive Cost)</b>	<b>\$11,509,950</b>	<b>\$16,669,984</b>	<b>\$1,331,012</b>	<b>\$282,786</b>	<b>\$227,376</b>	<b>\$30,021,108</b>

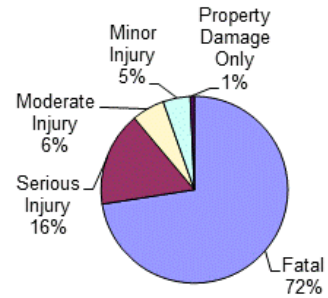
# Wexford County Drug-Involved Crashes

Crash Casualty Severity	Crash Casualties	Crash Costs
Fatal	1	\$11,509,950
Serious Injury	2	\$2,595,644
Moderate Injury	2	\$901,574
Minor Injury	2	\$750,474
Property Damage Only	7	\$111,139
<b>Total</b>	<b>14</b>	<b>\$15,868,781</b>
Average cost of crash casualty	\$1,133,484	

Crash Casualties



Crash Costs

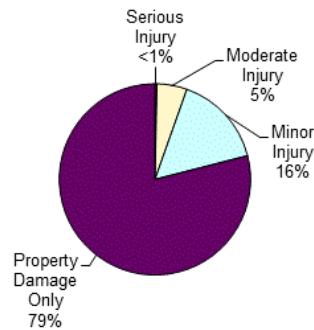


Costs of Drug-Involved Crashes in Wexford County (2021 dollars)						
	Fatal	Serious Injury	Moderate Injury	Minor Injury	Property Damage Only	Total
Medical Care	\$16,960	\$108,532	\$32,952	\$27,318	\$2,919	\$188,681
Work Loss	\$1,564,761	\$184,918	\$63,012	\$51,256	\$6,034	\$1,869,981
Public Services	\$1,090	\$776	\$450	\$388	\$371	\$3,075
Adjudication & Sanctioning	\$129,629	\$40,458	\$13,496	\$11,078	\$1,232	\$195,893
Insurance Administration	\$34,287	\$33,884	\$15,548	\$12,974	\$3,941	\$100,634
Congestion & Environmental	\$7,332	\$3,632	\$3,568	\$3,570	\$12,495	\$30,597
Property Damage & Loss	\$15,608	\$27,216	\$21,250	\$18,404	\$19,019	\$101,497
<b>Subtotal (Monetary Cost)</b>	<b>\$1,769,667</b>	<b>\$399,416</b>	<b>\$150,276</b>	<b>\$124,988</b>	<b>\$46,011</b>	<b>\$2,490,358</b>
Quality of Life	\$9,740,283	\$2,196,228	\$751,298	\$625,486	\$65,128	\$13,378,423
<b>Total (Comprehensive Cost)</b>	<b>\$11,509,950</b>	<b>\$2,595,644</b>	<b>\$901,574</b>	<b>\$750,474</b>	<b>\$111,139</b>	<b>\$15,868,781</b>

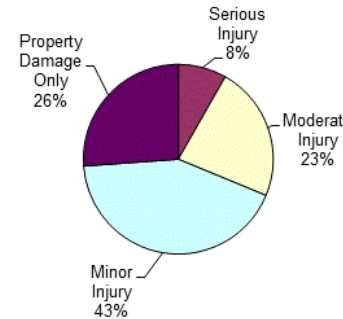
# Wexford County Young Driver Crashes (<21)

Crash Casualty Severity	Crash Casualties	Crash Costs
Fatal	0	\$0
Serious Injury	1	\$751,227
Moderate Injury	15	\$2,093,715
Minor Injury	46	\$3,881,204
Property Damage Only	233	\$2,381,027
<b>Total</b>	<b>295</b>	<b>\$9,107,173</b>
Average cost of crash casualty		\$30,872

Crash Casualties



Crash Costs



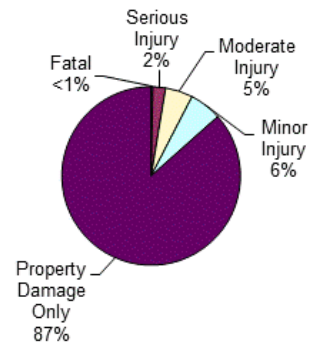
**Costs of Young Driver Crashes in Wexford County (2021 dollars)**

	Fatal	Serious Injury	Moderate Injury	Minor Injury	Property Damage Only	Total
Medical Care	\$0	\$31,696	\$72,120	\$144,118	\$54,522	\$302,456
Work Loss	\$0	\$54,007	\$138,510	\$254,426	\$110,442	\$557,385
Public Services	\$0	\$296	\$2,385	\$5,566	\$11,883	\$20,130
Adjudication	\$0	\$11,479	\$28,245	\$53,176	\$18,640	\$111,540
Insurance Administration	\$0	\$10,308	\$47,730	\$96,186	\$99,957	\$254,181
Congestion & Environmental	\$0	\$1,799	\$26,595	\$81,558	\$415,905	\$525,857
Property Damage & Loss	\$0	\$11,671	\$136,155	\$333,316	\$621,178	\$1,102,320
<b>Subtotal (Monetary Cost)</b>	<b>\$0</b>	<b>\$121,256</b>	<b>\$451,740</b>	<b>\$968,346</b>	<b>\$1,332,527</b>	<b>\$2,873,869</b>
Quality of Life	\$0	\$629,971	\$1,641,975	\$2,912,858	\$1,048,500	\$6,233,304
<b>Total (Comprehensive Cost)</b>	<b>\$0</b>	<b>\$751,227</b>	<b>\$2,093,715</b>	<b>\$3,881,204</b>	<b>\$2,381,027</b>	<b>\$9,107,173</b>

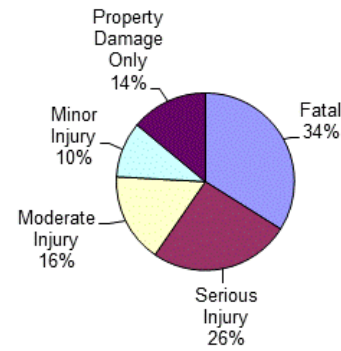
# Wexford County Older Driver Crashes (65+)

Crash Casualty Severity	Crash Casualties	Crash Costs
Fatal	1	\$10,394,583
Serious Injury	8	\$7,849,744
Moderate Injury	17	\$4,986,508
Minor Injury	20	\$3,119,140
Property Damage Only	297	\$4,266,405
<b>Total</b>	<b>343</b>	<b>\$30,616,380</b>
Average cost of crash casualty		\$89,261

Crash Casualties



Crash Costs

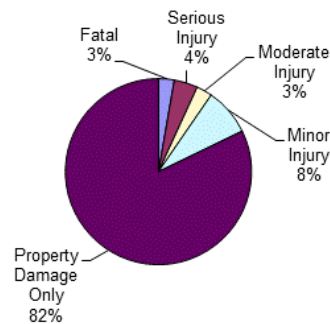


Costs of Older Driver Crashes in Wexford County (2021 dollars)						
	Fatal	Serious Injury	Moderate Injury	Minor Injury	Property Damage Only	Total
Medical Care	\$16,960	\$328,560	\$180,132	\$112,220	\$116,127	\$753,999
Work Loss	\$1,307,051	\$568,872	\$342,992	\$209,160	\$218,295	\$2,646,370
Public Services	\$1,090	\$2,712	\$3,230	\$2,780	\$16,038	\$25,850
Adjudication	\$129,629	\$120,128	\$70,040	\$42,940	\$40,392	\$403,129
Insurance Administration	\$34,287	\$106,240	\$88,485	\$62,080	\$152,658	\$443,750
Congestion & Environmental	\$7,332	\$14,440	\$30,260	\$35,540	\$529,848	\$617,420
Property Damage & Loss	\$15,608	\$104,120	\$163,931	\$152,880	\$852,984	\$1,289,523
<b>Subtotal (Monetary Cost)</b>	<b>\$1,511,957</b>	<b>\$1,245,072</b>	<b>\$879,070</b>	<b>\$617,600</b>	<b>\$1,926,342</b>	<b>\$6,180,041</b>
Quality of Life	\$8,882,626	\$6,604,672	\$4,107,438	\$2,501,540	\$2,340,063	\$24,436,339
<b>Total (Comprehensive Cost)</b>	<b>\$10,394,583</b>	<b>\$7,849,744</b>	<b>\$4,986,508</b>	<b>\$3,119,140</b>	<b>\$4,266,405</b>	<b>\$30,616,380</b>

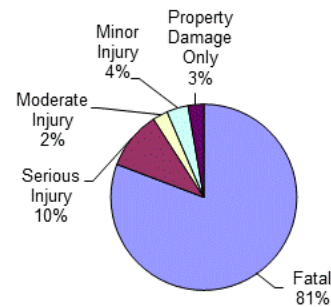
# Wexford County Medium/Large Truck Crashes

Crash Casualty Severity	Crash Casualties	Crash Costs
Fatal	2	\$20,864,934
Serious Injury	3	\$2,619,420
Moderate Injury	2	\$679,488
Minor Injury	6	\$971,904
Property Damage Only	60	\$701,700
<b>Total</b>	<b>73</b>	<b>\$25,837,446</b>
Average cost of crash casualty		\$353,938

Crash Casualties



Crash Costs



Costs of Medium/Large Truck Crashes in Wexford County (2021 dollars)						
	Fatal	Serious Injury	Moderate Injury	Minor Injury	Property Damage Only	Total
Medical Care	\$64,676	\$121,443	\$34,530	\$47,502	\$21,780	\$289,931
Work Loss	\$2,614,102	\$376,182	\$106,756	\$136,992	\$174,780	\$3,408,812
Public Services	\$2,192	\$963	\$350	\$1,152	\$2,820	\$7,477
Adjudication	\$283,740	\$43,533	\$5,668	\$9,012	\$9,540	\$351,493
Insurance Administration	\$68,080	\$34,197	\$7,300	\$13,380	\$32,880	\$155,837
Congestion & Environmental	\$15,166	\$5,601	\$3,670	\$11,022	\$110,820	\$146,279
Property Damage & Loss	\$51,726	\$32,169	\$16,426	\$37,530	\$172,800	\$310,651
<b>Subtotal (Monetary Cost)</b>	<b>\$3,099,682</b>	<b>\$614,088</b>	<b>\$174,700</b>	<b>\$256,590</b>	<b>\$525,420</b>	<b>\$4,670,480</b>
Quality of Life	\$17,765,252	\$2,005,332	\$504,788	\$715,314	\$176,280	\$21,166,966
<b>Total (Comprehensive Cost)</b>	<b>\$20,864,934</b>	<b>\$2,619,420</b>	<b>\$679,488</b>	<b>\$971,904</b>	<b>\$701,700</b>	<b>\$25,837,446</b>

# Wexford County Motorcycle Crashes

Injury Severity	Motorcyclist Crash Victims	Motorcyclist Victim Costs
Fatal	0	\$0
Serious Injury	7	\$6,800,297
Moderate Injury	9	\$2,396,736
Minor Injury	2	\$467,238
Property Damage Only	1	\$50,262
<b>Total</b>	<b>19</b>	<b>\$9,714,533</b>
Average cost of crash casualty	\$511,291	

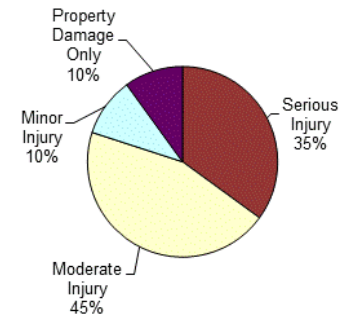
Injury Severity	Non-motorcyclist Crash Victims	Non-motorcyclist Victim Costs
Fatal	0	\$0
Serious Injury	0	\$0
Moderate Injury	0	\$0
Minor Injury	0	\$0
Property Damage Only	1	\$5,937
<b>Total</b>	<b>1</b>	<b>\$5,937</b>
Average cost of crash casualty	\$5,937	

Motorcyclist Victim Costs in Motorcycle Crashes in Wexford County (2021 dollars)						
	Fatal	Serious Injury	Moderate Injury	Minor Injury	Property Damage Only	Total
Medical Care	\$0	\$283,374	\$85,401	\$16,620	\$1,554	\$386,949
Work Loss	\$0	\$512,953	\$172,638	\$33,602	\$3,181	\$722,374
Public Services	\$0	\$2,373	\$1,737	\$370	\$85	\$4,565
Adjudication	\$0	\$106,862	\$34,695	\$6,756	\$633	\$148,946
Insurance Administration	\$0	\$90,209	\$44,037	\$8,866	\$1,394	\$144,506
Congestion & Environmental	\$0	\$9,576	\$11,952	\$2,656	\$1,331	\$25,515
Property Damage & Loss	\$0	\$83,636	\$85,752	\$18,536	\$5,691	\$193,615
<b>Subtotal (Monetary Cost)</b>	<b>\$0</b>	<b>\$1,088,983</b>	<b>\$436,212</b>	<b>\$87,406</b>	<b>\$13,869</b>	<b>\$1,626,470</b>
Quality of Life	\$0	\$5,711,314	\$1,960,524	\$379,832	\$36,393	\$8,088,063
<b>Total (Comprehensive Cost)</b>	<b>\$0</b>	<b>\$6,800,297</b>	<b>\$2,396,736</b>	<b>\$467,238</b>	<b>\$50,262</b>	<b>\$9,714,533</b>

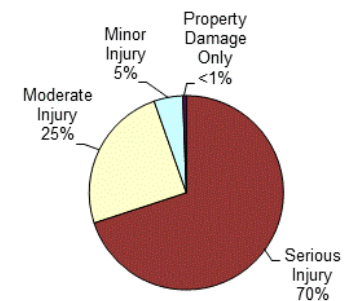
Non-motorcyclist Victim Costs in Motorcycle Crashes in Wexford County (2021 dollars)						
	Fatal	Serious Injury	Moderate Injury	Minor Injury	Property Damage Only	Total
Medical Care	\$0	\$0	\$0	\$0	\$0	\$0
Work Loss	\$0	\$0	\$0	\$0	\$123	\$123
Public Services	\$0	\$0	\$0	\$0	\$25	\$25
Adjudication	\$0	\$0	\$0	\$0	\$0	\$0
Insurance Administration	\$0	\$0	\$0	\$0	\$434	\$434
Congestion & Environmental	\$0	\$0	\$0	\$0	\$1,787	\$1,787
Property Damage & Loss	\$0	\$0	\$0	\$0	\$3,568	\$3,568
<b>Subtotal (Monetary Cost)</b>	<b>\$0</b>	<b>\$0</b>	<b>\$0</b>	<b>\$0</b>	<b>\$5,937</b>	<b>\$5,937</b>
Quality of Life	\$0	\$0	\$0	\$0	\$0	\$0
<b>Total (Comprehensive Cost)</b>	<b>\$0</b>	<b>\$0</b>	<b>\$0</b>	<b>\$0</b>	<b>\$5,937</b>	<b>\$5,937</b>

Costs of Motorcycle Crashes in Wexford County (2021 dollars)						
	Fatal	Serious Injury	Moderate Injury	Minor Injury	Property Damage Only	Total
Medical Care	\$0	\$283,374	\$85,401	\$16,620	\$1,554	\$386,949
Work Loss	\$0	\$512,953	\$172,638	\$33,602	\$3,304	\$722,497
Public Services	\$0	\$2,373	\$1,737	\$370	\$110	\$4,590
Adjudication	\$0	\$106,862	\$34,695	\$6,756	\$633	\$148,946
Insurance Administration	\$0	\$90,209	\$44,037	\$8,866	\$1,828	\$144,940
Congestion & Environmental	\$0	\$9,576	\$11,952	\$2,656	\$3,118	\$27,302
Property Damage & Loss	\$0	\$83,636	\$85,752	\$18,536	\$9,259	\$197,183
<b>Subtotal (Monetary Cost)</b>	<b>\$0</b>	<b>\$1,088,983</b>	<b>\$436,212</b>	<b>\$87,406</b>	<b>\$19,806</b>	<b>\$1,632,407</b>
Quality of Life	\$0	\$5,711,314	\$1,960,524	\$379,832	\$36,393	\$8,088,063
<b>Total (Comprehensive Cost)</b>	<b>\$0</b>	<b>\$6,800,297</b>	<b>\$2,396,736</b>	<b>\$467,238</b>	<b>\$56,199</b>	<b>\$9,720,470</b>

Crash Casualties



Crash Costs



# Wexford County Bicycle Crashes

Injury Severity	Bicyclist Crash Victims	Bicyclist Victim Costs
Fatal	0	\$0
Serious Injury	0	\$0
Moderate Injury	1	\$198,046
Minor Injury	0	\$0
Property Damage Only	1	\$13,676
<b>Total</b>	<b>2</b>	<b>\$211,722</b>
Average cost of crash casualty	\$105,861	

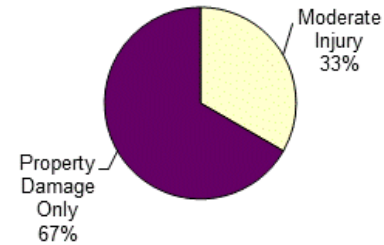
Injury Severity	Non-bicyclist Crash Victims	Non-bicyclist Victim Costs
Fatal	0	\$0
Serious Injury	0	\$0
Moderate Injury	0	\$0
Minor Injury	0	\$0
Property Damage Only	1	\$8,949
<b>Total</b>	<b>1</b>	<b>\$8,949</b>
Average cost of crash casualty	\$8,949	

Bicyclist Victim Costs in Bicycle Crashes in Wexford County (2021 dollars)						
	Fatal	Serious Injury	Moderate Injury	Minor Injury	Property Damage Only	Total
Medical Care	\$0	\$0	\$6,899	\$0	\$464	\$7,363
Work Loss	\$0	\$0	\$14,235	\$0	\$829	\$15,064
Public Services	\$0	\$0	\$180	\$0	\$21	\$201
Adjudication	\$0	\$0	\$2,832	\$0	\$173	\$3,005
Insurance Administration	\$0	\$0	\$3,924	\$0	\$248	\$4,172
Congestion & Environmental	\$0	\$0	\$1,316	\$0	\$178	\$1,494
Property Damage & Loss	\$0	\$0	\$248	\$0	\$34	\$282
Subtotal (Monetary Cost)	\$0	\$0	\$29,634	\$0	\$1,947	\$31,581
Quality of Life	\$0	\$0	\$168,412	\$0	\$11,729	\$180,141
<b>Total (Comprehensive Cost)</b>	<b>\$0</b>	<b>\$0</b>	<b>\$198,046</b>	<b>\$0</b>	<b>\$13,676</b>	<b>\$211,722</b>

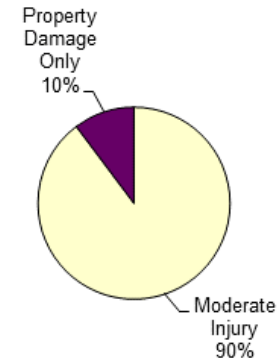
Non-bicyclist Victim Costs in Bicycle Crashes in Wexford County (2021 dollars)						
	Fatal	Serious Injury	Moderate Injury	Minor Injury	Property Damage Only	Total
Medical Care	\$0	\$0	\$0	\$0	\$184	\$184
Work Loss	\$0	\$0	\$0	\$0	\$405	\$405
Public Services	\$0	\$0	\$0	\$0	\$48	\$48
Adjudication	\$0	\$0	\$0	\$0	\$64	\$64
Insurance Administration	\$0	\$0	\$0	\$0	\$382	\$382
Congestion & Environmental	\$0	\$0	\$0	\$0	\$1,785	\$1,785
Property Damage & Loss	\$0	\$0	\$0	\$0	\$2,467	\$2,467
Subtotal (Monetary Cost)	\$0	\$0	\$0	\$0	\$5,335	\$5,335
Quality of Life	\$0	\$0	\$0	\$0	\$3,614	\$3,614
<b>Total (Comprehensive Cost)</b>	<b>\$0</b>	<b>\$0</b>	<b>\$0</b>	<b>\$0</b>	<b>\$8,949</b>	<b>\$8,949</b>

Costs of Bicycle Crashes in Wexford County (2021 dollars)						
	Fatal	Serious Injury	Moderate Injury	Minor Injury	Property Damage Only	Total
Medical Care	\$0	\$0	\$6,899	\$0	\$648	\$7,547
Work Loss	\$0	\$0	\$14,235	\$0	\$1,234	\$15,469
Public Services	\$0	\$0	\$180	\$0	\$69	\$249
Adjudication	\$0	\$0	\$2,832	\$0	\$237	\$3,069
Insurance Administration	\$0	\$0	\$3,924	\$0	\$630	\$4,554
Congestion & Environmental	\$0	\$0	\$1,316	\$0	\$1,963	\$3,279
Property Damage & Loss	\$0	\$0	\$248	\$0	\$2,501	\$2,749
Subtotal (Monetary Cost)	\$0	\$0	\$29,634	\$0	\$7,282	\$36,916
Quality of Life	\$0	\$0	\$168,412	\$0	\$15,343	\$183,755
<b>Total (Comprehensive Cost)</b>	<b>\$0</b>	<b>\$0</b>	<b>\$198,046</b>	<b>\$0</b>	<b>\$22,625</b>	<b>\$220,671</b>

Crash Casualties



Crash Costs



# Wexford County Pedestrian Crashes

Injury Severity	Pedestrian Crash Victims	Pedestrian Victim Costs
Fatal	3	\$29,203,053
Serious Injury	1	\$1,063,799
Moderate Injury	1	\$246,610
Minor Injury	4	\$622,408
Property Damage Only	1	\$15,928
<b>Total</b>	<b>10</b>	<b>\$31,151,798</b>
Average cost of crash casualty	\$3,115,180	

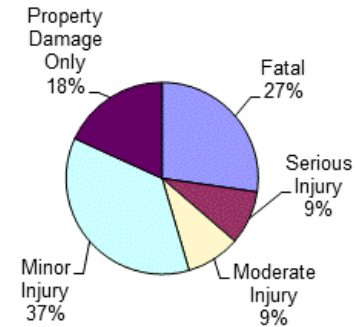
Injury Severity	Non-pedestrian Crash Victims	Non-pedestrian Victim Costs
Fatal	0	\$0
Serious Injury	0	\$0
Moderate Injury	0	\$0
Minor Injury	0	\$0
Property Damage Only	1	\$6,482
<b>Total</b>	<b>1</b>	<b>\$6,482</b>
Average cost of crash casualty	\$6,482	

Pedestrian Victim Costs in Pedestrian Crashes in Wexford County (2021 dollars)						
	Fatal	Serious Injury	Moderate Injury	Minor Injury	Property Damage Only	Total
Medical Care	\$67,821	\$48,297	\$9,133	\$21,856	\$558	\$147,665
Work Loss	\$3,561,543	\$77,925	\$15,532	\$35,800	\$836	\$3,691,636
Public Services	\$3,270	\$338	\$180	\$620	\$21	\$4,429
Adjudication	\$388,887	\$16,933	\$3,312	\$7,736	\$187	\$417,055
Insurance Administration	\$145,782	\$19,448	\$4,514	\$10,916	\$261	\$180,921
Congestion & Environmental	\$21,996	\$1,376	\$1,316	\$5,032	\$178	\$29,898
Subtotal (Monetary Cost)	\$4,189,299	\$164,317	\$33,987	\$81,960	\$2,041	\$4,471,604
Quality of Life	\$25,013,754	\$899,482	\$212,623	\$540,448	\$13,887	\$26,680,194
<b>Total (Comprehensive Cost)</b>	<b>\$29,203,053</b>	<b>\$1,063,799</b>	<b>\$246,610</b>	<b>\$622,408</b>	<b>\$15,928</b>	<b>\$31,151,798</b>

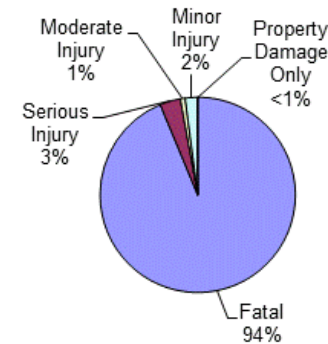
Non-pedestrian Victim in Pedestrian Crashes in Wexford County (2021 dollars)						
	Fatal	Serious Injury	Moderate Injury	Minor Injury	Property Damage Only	Total
Medical Care	\$0	\$0	\$0	\$0	\$184	\$184
Work Loss	\$0	\$0	\$0	\$0	\$405	\$405
Public Services	\$0	\$0	\$0	\$0	\$48	\$48
Adjudication	\$0	\$0	\$0	\$0	\$64	\$64
Insurance Administration	\$0	\$0	\$0	\$0	\$382	\$382
Congestion & Environmental	\$0	\$0	\$0	\$0	\$1,785	\$1,785
Subtotal (Monetary Cost)	\$0	\$0	\$0	\$0	\$2,868	\$2,868
Quality of Life	\$0	\$0	\$0	\$0	\$3,614	\$3,614
<b>Total (Comprehensive Cost)</b>	<b>\$0</b>	<b>\$0</b>	<b>\$0</b>	<b>\$0</b>	<b>\$6,482</b>	<b>\$6,482</b>

Costs of Pedestrian Crashes in Wexford County (2021 dollars)						
	Fatal	Serious Injury	Moderate Injury	Minor Injury	Property Damage Only	Total
Medical Care	\$67,821	\$48,297	\$9,133	\$21,856	\$742	\$147,849
Work Loss	\$3,561,543	\$77,925	\$15,532	\$35,800	\$1,241	\$3,692,041
Public Services	\$3,270	\$338	\$180	\$620	\$69	\$4,477
Adjudication	\$388,887	\$16,933	\$3,312	\$7,736	\$251	\$417,119
Insurance Administration	\$145,782	\$19,448	\$4,514	\$10,916	\$643	\$181,303
Congestion & Environmental	\$21,996	\$1,376	\$1,316	\$5,032	\$1,963	\$31,683
Subtotal (Monetary Cost)	\$4,189,299	\$164,317	\$33,987	\$81,960	\$4,909	\$4,474,472
Quality of Life	\$25,013,754	\$899,482	\$212,623	\$540,448	\$17,501	\$26,683,808
<b>Total (Comprehensive Cost)</b>	<b>\$29,203,053</b>	<b>\$1,063,799</b>	<b>\$246,610</b>	<b>\$622,408</b>	<b>\$22,410</b>	<b>\$31,158,280</b>

Crash Casualties



Crash Costs





## REFERENCES

- Kostyniuk, L.P., St. Louis, R.M., Zakrajsek, J., Stanciu, S., Zanier, N. & Molnar, L.J. (2017). *Societal Costs of Traffic Crashes and Crime in Michigan: 2017 Update*. Report No. UMTRI-2017-6. Ann Arbor, MI: University of Michigan Transportation Research Institute.
- Kostyniuk, L.P., Molnar, L.J., St. Louis, R.M., Zanier, N., & Eby, DW. (2011). *Societal Costs of Traffic Crashes and Crime in Michigan: 2011 Update*. Report No. UMTRI-2011-21. Ann Arbor, MI: University of Michigan Transportation Research Institute.
- Kostyniuk, L.P. Miller, L.L., Molnar, L.J., Nation, A.D. (2006). *Societal Costs of Traffic Crashes and Crime in Michigan: 2006 Update*. Report No. 2006-23. Ann Arbor, MI: University of Michigan Transportation Research Institute.
- Michigan State Police. (2022). Michigan Incident Crime Reporting, 2021 Offenses by County and Agency. Accessed in December 2021 at <https://www.michigan.gov/msp/divisions/cjic/micr/annual-reports/2021-crime-in-michigan-annual-report>
- Streff, F.M. & Molnar, L.J. (1999). *Societal Costs of Traffic Crashes and Crime in Michigan: 1998 Update*. Report No. UMTRI-99-32. Final report for the National Highway Traffic Safety Administration and the Office of Highway Safety Planning, Michigan Department of State Police. Ann Arbor, MI: University of Michigan Transportation Research Institute.
- Streff, F.M. & Molnar, L.J. (1994). *Societal Costs of Traffic Crashes and Crime in Michigan: A Four-year Update*. Final report for the National Highway Traffic Safety Administration and the Office of Highway Safety Planning, Michigan Department of State Police. Ann Arbor, MI: University of Michigan Transportation Research Institute.
- Streff, F.M. & Molnar, L.J. (1990). *Estimating Costs of Traffic Crashes and Index Crimes: Tools for Improved Decision Making*. Final report for the National Highway Traffic Safety Administration and the Office of Highway Safety Planning, Michigan Department of State Police. Ann Arbor, MI: University of Michigan Transportation Research Institute.
- University of Michigan Transportation Research Institute. (2022). State of Michigan 2021 Motor Vehicle Crash Data. Ann Arbor, MI: The University of Michigan Transportation Research Institute.

## APPENDIX A

### Costs per Police-Reported Crash Victim and Crime in Michigan:

#### Methods Supplement

Ted R. Miller, PhD

#### Pacific Institute for Research and Evaluation

We developed comparably computed costs per crime and motor vehicle crash in Michigan. The unit costs per crime, per person in a crash, and per crash aggregate the following categories of costs:

- **Medical Care** includes payments for emergency medical services including transport, hospital care, physician care, rehabilitation, prescriptions, allied health services, medical devices, coroner services, and premature funeral expenses.
- **Mental Health Care** capture the cost of treating victims and their loved ones for anxiety, depression, PTSD and other mental health consequences of traumatic injury or criminal victimization. Data paucity restricted quantification of these costs to crime including impaired driving.
- **Work Loss** includes short-term wages, fringe benefits, and housework lost by injury victims plus the present value (computed using a 3% discount rate) of a lifetime's worth of wage and household work that a child or adult will be unable to do if he or she is killed or permanently disabled. This category also includes the costs that employers incur – for example, hiring a replacement, juggling schedules, or simply from co-worker distraction that reduces productivity – when an employee is killed or loses work because of an injury.
- **Public Services** include initial police response and follow-up investigation, fire service response to highway crashes, and victim services.
- **Adjudication and Sanctioning** captures the costs incurred in the civil and criminal justice systems. For crime and impaired driving crashes, this includes both defense and plaintiff/prosecution legal fees, judicial costs, and costs of incarceration, probation, and parole. For other crashes, this category includes legal expenses and court costs of litigation aimed at recovering victims' crash costs from at-fault drivers and their insurers.
- **Insurance Administration** captures the loss adjustment expense of claims investigation and processing for health, Worker's Compensation, disability, life, and auto insurance payments resulting from motor vehicle crashes.

- **Congestion and Environmental** includes the costs of travel delay, excess fuel consumption, and pollution resulting from crashes.
- **Property Damage and Loss** is the value of property damage and of property taken and not recovered.
- **Quality of Life Loss** places a dollar value on the pain, suffering, functioning, and other intangible losses resulting from injury and fear. For crime, these values come from jury awards for pain, suffering, and lost quality of life due to physical injuries and fear. For murders and highway crashes, this value is computed from the amount people routinely spend (in dollars or time) to reduce their risk of death and injury. Quality of life loss is computed net of lost future earnings to prevent double counting.

The costs are tied to specific crimes or crashes. They exclude prevention measures such as a burglar alarm or a canister of pepper spray purchased after a break-in, a crime-induced change in job or housing, reduced property values in a crime-infested neighborhood, or a post-crash upgrade to a safer car equipped with a crash warning system.

The unit costs were computed in three steps:

1. We inflated published national costs per case of crime from Miller et al. (2021) and crashes from Blincoe et al. (2023) to 2021 dollars. Crash costs for medium/heavy truck crashes, however, largely were inflated from the 2017 edition of Costs of Traffic Crashes and Crimes in Michigan.
2. We adjusted the unit costs to Michigan using price adjusters and Michigan data to recompute some cost components. We also adjusted the value of a year of quality of life loss to create consistency between crashes and crime.
3. The published costs per crash-involved person were not in the KABCO severity coding system used by police in most states including Michigan. We developed and applied conversion matrices from the published coding system to KABCO.
4. We developed and applied additional matrices that let us aggregate costs per person involved to costs per crash for selected crash types.

#### Inflating Costs to 2021 Dollars

We inflated the national cost estimates to 2021 dollars using the Personal Consumption Expenditure Health Care Price Index (Table 2.54, <https://fred.stlouisfed.org/release/tables?rid=53&eid=44550>) for medical and mental health care, the Employment Cost Index for Total Compensation. All Workers (<http://www.bls.gov/web/eci/echistrynaics.pdf>) for work loss and quality of life, and the Consumer Price Index -- All Items (<https://data.bls.gov/cgi-bin/srgate>) for all other items.

### Tailoring Costs to Michigan:

We adopted Michigan-specific police costs from Hunt et al. (2019) and judicial and legal costs from Hunt et al. (2017), then inflated them to 2021 dollars. We updated the congestion and environmental costs for medium/heavy truck crashes with NHTSA's updated estimates from Blincoe et al. (2023).

We tabulated the distributions of homicides and of motor vehicle crash deaths by year of age and sex using 2017-2020 Vital Statistics mortality data for Michigan. We then computed the work losses and quality of life losses associated with those deaths using the standard age-earnings model and data used by Blincoe et al. (2023). However, Miller et al. (2021) reported that average earnings were among homicide victims 60% of the average for other people of the same age and sex. We adjusted the wage losses for other crime down proportionally to the wage losses for homicide.

We tailored the costs to Michigan dollars using per capita income by state (<https://fred.stlouisfed.org/release/tables?eid=257197&rid=110>) for work and quality of life loss and the U. S. Bureau of Economic Analysis Purchasing Power Parity Price Index (<https://www.bea.gov/data/prices-inflation/regional-price-parities-state-and-metro-area>) for all other items.

The published crime and crash costs used inconsistent values for a lifetime of quality of life. To fix that, we computed the lifetime loss for a homicide using the value per year of quality of life that the National Highway Traffic Safety Administration (NHTSA) used in its crime costs. Following Miller et al. (2018), using data from the systematic review by Hammitt and Robinson (2011) that the “elasticity of the value of statistical life with income” was 0.47, we adjusted the value of a year of quality of life for violent crimes downward by 60% raised to the 0.47<sup>th</sup> power.

### Converting Injury Costs to the KABCO System

Michigan recodes the severity of all fatalities to K-Killed in its crash dataset. Hence, NHTSA's price-adjusted fatality costs are the costs for people whose injury severity is K.

NHTSA published its crash costs per survivor by severity classified using the medical system's Abbreviated Injury Scale (AIS), which has severity scores ranging from 0 to 6 (Blincoe et al., 2023). In NHTSA's Crash Investigation Sampling System (CISS), medically trained personnel code the AIS of each of a sampled person's injuries, then assign the person the maximum of those scores (MAIS). CISS also shows the person's ABCO injury severity recorded in the police report.

If CISS sampled all crashes, we could simply cross-tabulate MAIS severity by ABCO severity to get weights that could be applied to costs per survivor by MAIS to get costs by ABCO. Unfortunately, CISS

only samples police-reported crashes where a passenger vehicle (a car, passenger van, SUV, or pick-up truck) was towed. Thus, it does not capture injuries in the large majority of police-reported low-to-medium-impact crashes and provides an unreliable picture of non-occupant (pedestrian and pedalcycle), motorcycle, and heavy truck crashes.

To get data on crashes not captured in CISS, we tapped the injury dataset used in creating NHTSA's crash costs for 2010 (Blincoe et al., 2015). Much of the data in that dataset came from the Crashworthiness Data System (CDS), which captured a wider range of crashes than CISS. In addition, it reweighted data NHTSA collected in 1982-1986 to approximate the severity distribution of strata that NHTSA no longer collected. We tabulated MAIS-KABCO distributions from the older dataset for people in motorcycle and non-occupant crashes.

Wang (2023) combined data from the older dataset and CISS to estimate the MAIS by ABCO distribution for all crash survivors. In doing so, she weighted the CISS and non-CISS counts by their proportionate CISS and non-CISS counts of people in crashes by KABCO and crash type from NHTSA's Crash Report Sampling System (CRSS). Using 2017-2020 CRSS, we followed that same procedure for survivors in impaired driving crashes and crashes by driver age.

We computed the cost per survivor by ABCO severity and crash type by multiplying the MAIS percentage distribution for each ABCO severity times the crash costs per survivor by MAIS severity for that crash type.

#### Computing Cost per Crash

CRSS is a representative sample of crashes in the United States. With 2017-2020 CRSS data, we tabulated people by KABCO severity per crash by KABCO severity for

- All crashes
- Crashes with a driver under age 21
- Crashes with a driver age 65 and over
- Alcohol-impaired crashes
- Drug-impaired crashes

For each crash type, we computed the costs per crash by the KABCO severity of the most seriously injured person. To do so, for each crash severity within each crash type, we multiplied the costs per person by KABCO severity for that crash type times the number of people involved by KABCO severity. The crash costs that this procedure yields are based on the national distribution of people involved by crash type and severity.

## REFERENCES

- Blincoe, L., Miller, T. R., Wang, J.-S., Swedler, D., Coughlin, T., Lawrence, B., Guo, F., Klauer, S., & Dingus, T. (2023, February). *The Economic and Societal Impact of Motor Vehicle Crashes, 2019 (Revised)* (Report No. DOT HS 813 403). National Highway Traffic Safety Administration.
- Blincoe, L. J., Miller, T. R., Zaloshnja, E., & Lawrence, B. A. (2015). *The Economic and Societal Impact of Motor Vehicle Crashes, 2010 (Revised)* (Report No. DOT HS 812 013). Washington, DC: National Highway Traffic Safety Administration.
- Hammitt, J. K., & Robinson, L. A. (2011). The Income Elasticity of the Value per Statistical Life: Transferring Estimates between High and Low Income Populations. *Journal of Benefit-Cost Analysis*, 2(1), 1-29.
- Hunt, P., Anderson, J., & Saunders, J. (2017). The Price of Justice: New National and State-Level Estimates of the Judicial and Legal Costs of Crime to Taxpayers. *American Journal of Criminal Justice*, 42(2), 231-254.
- Hunt, P. E., Saunders, J., & Kilmer, B. (2019). Estimates of Law Enforcement Costs by Crime Type for Benefit-Cost Analyses. *Journal of Benefit-Cost Analysis*, 10(1), 95-123.
- Miller T. R., Steinbeigle R., Lawrence B., Peterson C., Florence C., Barr M., & Barr R. (2018). Lifetime Cost of Abusive Head Trauma at Ages 0-4, USA. *Prevention Science*. 19(6), 695-704.
- Miller, T. R., Cohen, M., Swedler, D., Ali, B., & Hendrie, D. (2021). Incidence and Costs of Personal and Property Crimes in the USA, 2017. *Journal of Benefit-Cost Analysis*, 12(1), 24-54.
- Wang, J. S. (2023). *KABCO-to-MAIS Translators - 2022 Update*. Research Note No. HS ). National Highway Traffic Safety Administration.

**APPENDIX B**  
**Mapping of Index Crimes**

Index crimes were defined according to the definitions/categories provided in the Michigan Incident Crime Reporting program's 2021 Crime Data Annual Report.

<b>Index Crime</b>	<b>Offenses in Michigan Incident Crime Report</b>
Murder	Murder/Non-Negligent Manslaughter
Rape	Sexual Penetration-Penis/Vagina CSC 1 <sup>st</sup> degree Sexual Penetration-Penis/Vagina CSC 3 <sup>rd</sup> degree Sexual Penetration-Oral/Anal CSC 1 <sup>st</sup> degree Sexual Penetration-Oral/Anal CSC 3 <sup>rd</sup> degree Sexual Penetration-Object CSC 1 <sup>st</sup> degree Sexual Penetration-Object CSC 3 <sup>rd</sup> degree
Robbery	Robbery Carjacking
Aggravated Assault	Aggravated/Felonious Assault Non-fatal Shooting
Burglary	Burglary-Forced Entry Burglary-Entry Without Force (Intent)
Larceny	Pocket Picking Purse Snatching Theft from Building Theft from Coin Operated Machine/Device Theft from Motor Vehicle Theft of Motor Vehicle Parts/Accessories Other Larceny Retail Fraud-Theft Retail Fraud-Organized Crime
Motor Vehicle Theft	Motor Vehicle Theft

Michigan State Police. (2022). Michigan Incident Crime Reporting, 2021 Offenses by County and Agency.

Accessed in December 2021 at <https://www.michigan.gov/msp/divisions/cjic/micr/annual-reports/2021-crime-in-michigan-annual-report>