INSTITUTE OF MATHEMATICAL GEOGRAPHY

MONOGRAPH SERIES

VOLUME 28

BRIDGE PLANNING:

As an Administrator and As a Player

William C. Arlinghaus

With input and Monograph creation from
Sandra L. Arlinghaus



Ann Arbor, MI 2024

Table of Contents

Introduction **6**

Bridge Planning: As an Administrator **10**

A Half a Century: Highlights 10

Technical Note 15

ACBL Board of Directors: Member, 2005-2013. 16

2005 17

2006 18

2007 19

2008 20

2009 21

2010 22

2011 23

2012 24

2013 25

Motions 27

MBA Trophies 33

Overview 33

Records' Summary: To 2005 35

Records: Participant Points Earned in Selected Years 41

Records: Filling Gaps 50

Bridge Planning: As a Player 51

Overview: In Excess of A Half a Century 51

Records, Comprehensive Datasets 51

Chronological List of Bridge Partners 52

Masterpoints, Emphasizes Partners' Role 53

Masterpoints, Emphasizes Role of WCA 54

Tournaments 55

Awards 56

Ranked Awards 57

Yearly Summary 58

Blue Ribbon Qualifications 59

Clubs Played In 60

Records, Annual Datasets 61

Yearly Masterpoints, Emphasizes Partners 61

Yearly Sessions 89

Appendix 119

Certificate Sample 119

Plaque Sample 120

Mini-McKenney Sample 121

Introduction

The academic sport of tournament duplicate bridge involves careful planning in multiple directions. There are professionally managed corporations that run full-time businesses based on this sport—a game of skill, not of chance. In it, players play for ranking, not for money or similar tangible reward. In that regard, it is a mind-game, much like chess. Logic, tactics, position, all play a critical role in success at the game. So, too, they play a critical role in helping to administer the complex organizations that make the game, and tournaments and ranking structures, possible. The American Contract Bridge League (ACBL), an organization based in Horn Lake, Mississippi (a suburb of Memphis, Tennessee), has over 160,000 members in North America (Canada, United States of America, and Mexico). The United States Bridge Federation (USBF) is a subset of the World Bridge Federation (WBF), composed of single country organizations such as the USBF but not of multi-national organizations such as the ACBL. The WBF boasts over 20 million members worldwide and its internal organization, as a set of countries, is straightforward.

The organization of the ACBL is more complex. For many years, it was composed of 25 Districts. Each of these Districts was further divided into a set of units which fit together to partition each District in a nested hierarchy. Each District elected its own Board, as did each Unit. In addition, the District elected a single individual to serve as a member of the Multi-national Board of Directors of the entire ACBL. This ACBL Board set the policy for the entire organization at the North American levels. Individual Districts had their own government for local self-governance. Some of those 25 Districts functioned in a ‘central’ manner in which the District controlled funding for the entire region while others functioned in a ‘distributed’ manner in which the Units within the District controlled local funding.

For a number of years it has been my privilege to be involved not only in the sport of playing bridge but also in the administration of bridge. The latter planning efforts centered initially on ACBL District 12 Unit known as the Michigan Bridge Association (MBA). The maps below show the extent of District 12 and its associated population concentrations. The MBA included all of Detroit/Ann Arbor (but not most Detroit suburbs) and Toledo as well as surrounding territory. There were five Units within District 12, focused on various population hubs: the MBA as above, the Southern Michigan Bridge Association (SoMBA) focused on many Detroit suburbs, Eastern Michigan focused on the thumb area, Western Michigan focused on Grand Rapids, and Northern Michigan focused on the Upper Peninsula (but not all of the counties, some of which were shared with Chicago). District 12 had a management style that centered on a 'distributed' network: the individual Units planned their own events and budgets. The District served in a broad overseeing capacity, only.

The expertise I hoped to bring in service to the world of bridge centered on my professional career as a mathematician with a Ph.D. in pure mathematics. I have specialties in algebraic graph theory (understand network analysis), in number theory (expertise with number patterns), and logic (building logical structures--involving schedules, masterpoints, and so forth). I have tried to employ that expertise in various administrative contexts. In addition, in my role as an academic, I had become involved in computer science and hoped to share that capability, as well. Listed below is a broad overview of projects that reflect this interaction in support of a general goal of bridge planning.

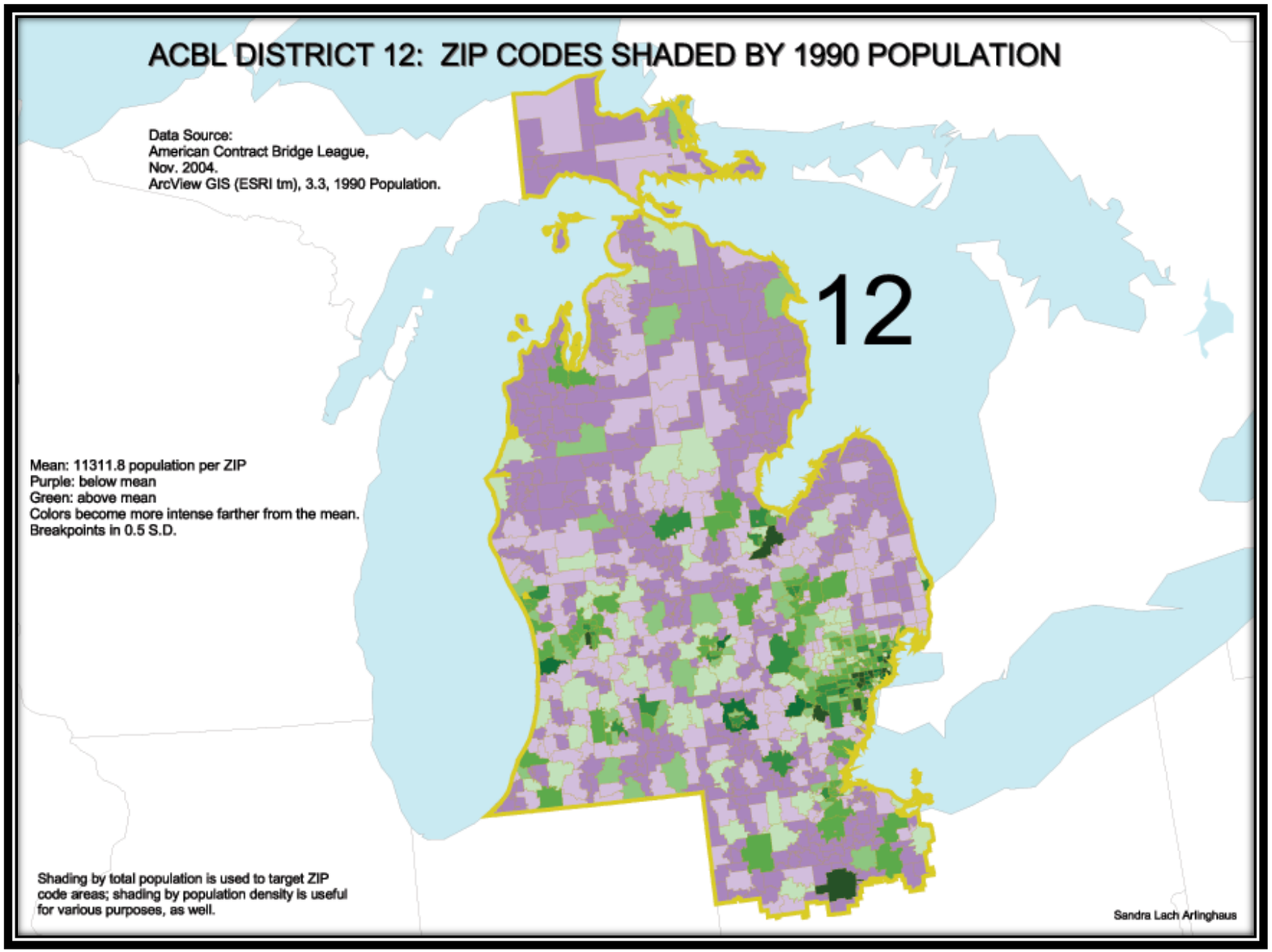

An extensive collection of maps, including interactive clickable maps, for the entire ACBL, is available in IMaGe Monograph 27.

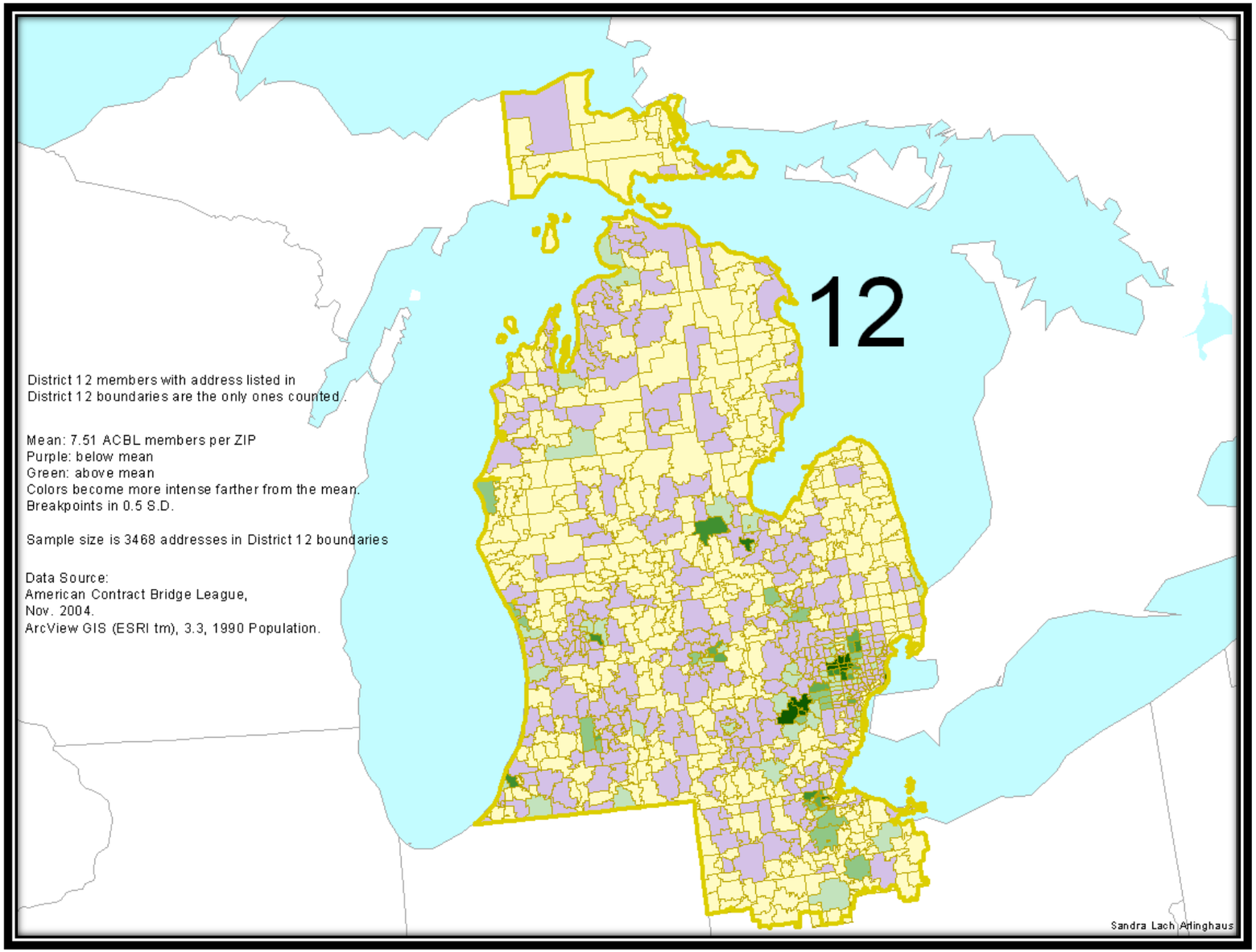
12
District 12 members with address listed in
District 12 boundaries are the only ones counted.
Mean: 7.51 ACBL members per ZIP
Purple: below mean
Green: above mean
Colors become more intense farther from the mean.
Breakpoints in 0.5 S.D.
Sample size is 3468 addresses in District 12 boundaries
Data Source:
American Contract Bridge League,
Nov. 2004.
ArcView GIS (ESRI tm), 3.3, 1990 Population.
Sandra Lach Arlinghaus

Bridge Planning: As an Administrator

A Half a Century: Highlights

The listing below shows my experience, over a half a century, in bridge administration. I am fortunate to have had experience at the full range of available levels, from local to international. The summary in this section, arranged in chronological order by date (year) of first activity, is followed, in the next section, by a more detailed outline of one specific set of activities.

- 1974. Board of Directors, Michigan Bridge Association (MBA), American Contract Bridge League (ACBL), 1974-76; 1987-89; 1994-2011. Tournament Chairman 1976, 1987, 1994, 2002, 2008. President 1975, 1988, 1995, 2003, 2009. Chairman of the Board 1976, 1989, 1996, 2004, 2010. Only 5-time President. Conduct and Ethics Committee, 1993-2004. An elected position within a local unit of 1200 members of a national organization of 160,000 members. Duties included administering the affairs internal to the MBA in such a way that they meshed with the broader concerns, at the national level, of the ACBL. This included running and administering tournaments, coordinating activities with local clubs, and dealing with disciplinary matters involving members of the MBA. It also involved meeting with presidents of other units and with the power structure of the ACBL at the national level. (National bridge tournaments typically run for ten days drawing, in good years, around 20,000 tables of players from all over the world; ACBL national bridge tournaments are the second largest generators of hotel room rentals, second only to national meetings of the American Medical Association). Experience with budgeting from these positions.
- 1981. Served on the negotiating teams which brought national bridge tournaments to the Renaissance Center, in downtown Detroit, in 1981 and 2008.

- 1991. Member of six-person local arrangements committee for the 1991 World Junior Bridge Olympiad--our bid to obtain this for Ann Arbor was successful (other committee members: Gary Hann, Beverly Riordan, Sandy Arlinghaus, Don Rumelhart, and Jim O'Neil). We hosted these young people (25 years of age and under) from Argentina, Australia, Brazil, Canada, China, Chinese Taipei, Central America, Israel, Norway, Denmark, and the United States at the competition during the summer of 1991. This is a biennial event, sponsored by the World Bridge Federation (over 12 million members). This year was the first time the event had ever been held in the United States.
- 1991. Chief Scorer, World Junior Bridge Championships.
- 1991. Co-Chair of Hospitality for World Junior Bridge Championships.
- 2002. Certified Director, American Contract Bridge League. Bridge directors serve as "umpires" to see that the somewhat complicated laws of duplicate bridge are adhered to. Currently I am not active in this capacity, but I am currently licensed (as a result of passing (at a high level) a nationally administered test on the laws of contract bridge) to do so. I have directed duplicate bridge on two cruises in early 2002 and 2003. Tournament, duplicate bridge is a game of skill (as defined by a court of law); professionals and amateurs compete alike in tournaments. The play is for ranking, much as it is in the game of chess.
- 2003-2005. First Alternate District Director, District 12, American Contract Bridge League.
- 2005. Elected, for the first time, as ACBL District Director of District 12, Including almost all of Michigan and Northwestern Ohio, including Toledo.
- 2005. ACBL National Board Committees: Vice-Chair: Governance Committee; Member: Bridge Committee; Member: Juniors Committee; Member: Election Regulation Committee; Member: Redistricting Committee; Member: ABA Coordination Committee. Also, non-member contributor to Competitions and Conventions.

- 2006. ACBL National Board Committees: Vice-Chair: Board Operations Committee; Member: Appeals and Charges Committee; Member: Bridge Committee; Member: Juniors Committee; Member: Masterpoint Committee; Member: NAP/GNT Credentials Committee; Member: Tournament Regulations (Bridge) Committee; Member: Honorary Member Committee. Also, Non-member contributor to Competitions and Conventions.
- 2007. ACBL National Board Committees: Chair: Federations Committee--newly-established committee charged with forging strong liaisons among the ACBL, the U.S. Bridge Federation, the Canadian Bridge Federation, and the World Bridge Federation. Chair: Conditions of Contest Committee; Member: Bridge Committee; Member: Masterpoint Committee; Member: Minutes Committee; Member: Tournament Committee. Also, Non-member contributor to Competitions and Conventions.
- 2008. ACBL National Board Committees: Chair: Tournament Committee; Chair: International/Federations Committee; Vice-Chair: Bridge Committee; Member: Conditions of Contest Committee; Member: Minutes Committee. Also, ACBL Board Representative to the ACBL Educational Foundation; Tournament Committee Chair representative to Competitions and Conventions Committee
- 2008. ACBL, North American Bridge Championships, Detroit, 2008. Co-chair of tournament held in the Detroit Marriott at Renaissance Center (RenCen) over the course of 10 days serving somewhat under 10,000 tables.
- 2009. President, ACBL Educational Foundation
- 2009. ACBL National Board Committees: Chair: International / Federations Committee; Chair: Conditions of Contest Committee; Vice-Chair: Internet Bridge Committee; Member: Board Operations Committee; Member: Bridge Committee; Member: Technology Committee; Member: Tournament Committee. Also, ACBL Board Representative to Competitions and Conventions Committee

- 2010. ACBL National Board Committees: Chair: Bridge, includes Tournaments (Chair), Conditions of Contest, Special Events; Vice-Chair: Technology; Member: Internet Bridge; Member: Special Games at Clubs.
- 2011. ACBL National Board Committees: Chair, Bridge, includes Tournaments and Conditions of Contest; Vice-Chair: Ranking; Member: By-Laws; Member: Internet Bridge; Member: Masterpoints; Member: Strength of Field; Member: Technology; Chair, ACBLscore Steering Committee charged with overseeing the re-development of ACBLscore (not a Board committee).
- 2011. United States Bridge Federation, Co-chair of Seniors and Women's team trials to the World Bridge Federation competition, June 2011. Held at RenCen in Detroit.
- 2014. United States Bridge Federation, service to committees, 2014-2015, including to the International Team Trials Technical Committee.

Spotlight on selected successes of District 12 members:

- Ed White, Senior Swiss in Atlanta: Mentioned in New York Times article; Flint Journal article.
- Bert Newman goes over 20,000 points!
- Leonard W. ('Bill') Melander, became a Grand Life Master, and simultaneously the oldest person, at age 81, to win a national championship. His partner was Mark Auld for the session that put him over. The previous record was held by Waldemar von Zedtwitz (at age 74).

- At the other end of the age spectrum, it was my pleasure to have been the teammate of Jakob Kristinsson, for the session that put him over as the player to make Life Master status most quickly (July 17, 1996, coincidentally my birthday—what a wonderful gift to have helped someone). The team was: Hjordis

Eythorsdottir (Jacob's partner), Zeke and Sharon Jabbour, Gary Hann, and me.

Technical Note

This monograph contains far more material than the pages visible in its superficial layer. There are many links to spreadsheets and other documents. These materials are housed either in Deep Blue or on another, separate, server. The documents in Deep Blue are static; once documents enter this archive they cannot be altered. On the other hand, documents on the remote server separate from Deep Blue, are dynamic. Links in the monograph remain fixed, but links to dynamic documents lead to materials that are capable of being updated. However, dynamic documents may not persist over the course of time; the static archived documents do persist.

The presentation of these materials will often present a screen shot, visible in this layer of material—in the monograph. When the screen shot does not display the entire document, a link will be given. As of March 2024, all links functioned properly. As times, browsers, and software change, links may fall out of use. Thus, there are zipped files of documents containing all linked files (as possible in relation to copyright issues), with file names corresponding to link names, in The University of Michigan, Deep Blue archive for Monograph 28 of the Institute of Mathematical Geography. Spreadsheets are within BRID-REC.zip. Data and documents are within BRIDPROP.zip. Miscellaneous documents related to bridge administration may be found in the zipped file, BridgeAdmin.zip, in Deep Blue.

ACBL Board of Directors: Member, 2005-2013.

The material below tracks activities during tenure on the ACBL Board of Directors, as the representative from District 12. The materials are arranged in this layer of the document in tabular form, with the center column tracking the most significant direct activities in service to that Board. The center column is flanked with two related columns illustrating context in which the activities of the center column were taking place within a broader, but still bridge-related, world. This surface layer of text captures only a small portion of those activities. To really see what was going on, the reader must follow links, particularly to the linked spreadsheets. Note that most of the spreadsheets have multiple layers, with tabs to them; most spreadsheets contain a vast amount of data, much more than appears simply in the layer that pops up in the link. Be sure to look at all the layers to get a complete picture of what is available.

2005

Related Local or Regional Activities

Summary of Activities

Related National or Global Activities

Audio welcome link

Phillip Alder, nationally syndicated column, New York Times, "The sneaky play was for sure sneaky," September 7, 2005. Derived from: Hand in Daily Bulletin from Atlanta NABC, August 27, page 6.

Ann Arbor News, December 25, 2004, Byline: Katie Walton, page A3, "Bridge Building is his Passion." Link is to M-Live; go to *Ann Arbor News*; search on "bridge." Extra link to article with photo.

Committee Assignments for 2005 made by ACBL President Roger Smith.

ACBL National Board Committees:

- **Vice-Chair: Governance Committee**
- **Member: Bridge Committee**
- **Member: Juniors Committee**
- **Member: Election Regulation Committee**
- **Member: Redistricting Committee**
- **Member: ABA Coordination Committee**

Other:

- **Non-member contributor to Competitions and Conventions.**

Excel spreadsheets, and more, related to Committee work:

- **What has come to be known as "Bill's Formula" Appendix C below: initial assignment of first and second round seating for the Vanderbilt and Spingold.**
- **Conditions of Contest work.**

Attendance at NABCs (for the full time, funded half by ACBL and half personally):

Minutes: Pittsburgh, Atlanta, Denver

Orientation at ACBL Headquarters, Memphis

Table Talk: December, 2004

MBA and SOMBA: ongoing work to promote cordial relations.

- **Masterpoints: KOPTST | club-awards (proposed in 2005, temporarily accepted in 2011)**
- **Competition and Conventions: Knockoutbrackets | KnockoutPrinciples | KO-vd,sp-oct 05 | Appendix C | NewAppComplex | NewAppC |**
- **Ensuring that the correct number of players received overall awards in national events.**

2006

Maps and Decisions: Part II--Ambiguity; Part III--Redistricting; Part IV--Club Data
Sandra L. Arlinghaus and William C. Arlinghaus, Solstice: An Electronic Journal of Geography and Mathematics, Volume XVII, Number 1.

MBA and SOMBA: ongoing work to promote cordial relations.

Committee Assignments for 2006 made by ACBL President Harriette Buckman.

ACBL National Board Committees

- **Vice-Chair: Board Operations Committee**
- **Member: Appeals and Charges Committee**
- **Member: Bridge Committee**
- **Member: Juniors Committee**
- **Member: Masterpoint Committee**
- **Member: NAP/GNT Credentials Committee**
- **Member: Tournament Regulations (Bridge) Committee**
- **Member: Honorary Member Committee**

Other

- **Non-member contributor to Competitions and Conventions.**
- **Contributed to formula for masterpoints for knockout events.**
- **Conditions of Contest work.**

Attendance at NABCs (for the full time, funded half by ACBL and half personally):

Minutes: Dallas, Chicago, Honolulu

- **Ensuring that the correct number of players received overall awards in national events.**

2007

Developed linear formula for knockout awards.

MBA and SOMBA: ongoing work to promote cordial relations.

Committee Assignments for 2007 made by ACBL President Sharon Fairchild.

ACBL National Board Committees:

- **Chair: Federations Committee--newly-established committee charged with forging strong liaisons among the ACBL, the U.S. Bridge Federation, the Canadian Bridge Federation, and the World Bridge Federation.**
- **Chair: Conditions of Contest Committee**
- **Member: Bridge Committee**
- **Member: Masterpoint Committee**
- **Member: Minutes Committee**
- **Member: Tournament Committee**

Other:

- **Non-member contributor to Competitions and Conventions.**

Excel spreadsheets related to Committee work:

- **Masterpoints: KOMartinomay07 | KO-mart+arl (creation of linear analysis) | BILLRICHCOMPARISON | KOSombaMay07 | COMPACTS | CompCons | overalls-natl events |**
- **Non-member contributor to Competitions and Conventions.**
- **Developed linear formula for knockout awards.**

Attendance at NABCs (for the full time, funded half by ACBL and half personally):

Minutes: St. Louis, Nashville, San Francisco

- **Masterpoints: KOMartinomay07 | KO-mart+arl (creation of linear analysis) | BILLRICHCOMPARISON | KOSombaMay07 | COMPACTS | CompCons | overalls-natl events |**
- **Ensuring that the correct number of players received overall awards in national events.**

2008

Detroit North American Bridge Championship: the Google Earth Display, S. Arlinghaus. *Solstice: An Electronic Journal of Geography and Mathematics*, Volume XIX, Number 1.

Unit 174, American Contract Bridge League Bridge Clubs: Greater Houston, Bert Onstott. *Solstice: An Electronic Journal of Geography and Mathematics*, Volume XIX, Number 1.

Western Michigan Unit: helped members participate at the NABC.

MBA and SOMBA: ongoing work

Committee Assignments for 2008 made by ACBL President Dan Morse.

ACBL National Board Committees:

- **Chair: Tournament Committee**
- **Chair: International/Federations Committee**
- **Vice-Chair: Bridge Committee**
- **Member: Conditions of Contest Committee**
- **Member: Minutes Committee**

Other:

- **ACBL Board Representative to the ACBL Educational Foundation**
- **Tournament Committee Chair representative to Competitions and Conventions Committee**
- **Links to final Detroit NABC report: IMaGe Monograph 26.**
- **ACBL Board Representative to the ACBL Educational Foundation**
- **Tournament Committee Chair representative to Competitions and Conventions Committee**
- **Ensuring that the correct number of players received overall awards in national events.**

Attendance at NABCs (for the full time, funded half by ACBL and half personally):

Minutes: Detroit, Las Vegas, Boston

to promote cordial relations.

2009

Work with Joan Gerard and Sandy Arlinghaus to put in a bid to bring WBF to Ann Arbor--in response to their quick need to find a site. They went to Croatia, instead.

MBA and SOMBA: ongoing work to promote cordial relations.

Committee Assignments for 2009 made by ACBL President Jerry Fleming.

a

ACBL National Board Committees:

- **Chair: International / Federations Committee**
- **Chair: Conditions of Contest Committee**
- **Vice-Chair: Internet Bridge Committee**
- **Member: Board Operations Committee**
- **Member: Bridge Committee**
- **Member: Technology Committee**
- **Member: Tournament Committee**

Other:

- **President, ACBL Educational Foundation**
- **ACBL Board Representative to Competitions and Conventions Committee**

Excel spreadsheets related to Committee work:

- **Tournament Regulation: SPRING NABC |**
- **Masterpoints: CLUB GAMES | 2009 Club Masterpoint Proposal | 2009 Club Proposal 5 |**
- **President, ACBL Educational Foundation**

Attendance at NABCs (for the full time, funded half by ACBL and half personally):

Minutes: Houston, Washington D. C., San Diego

- **Ensuring that the correct number of players received overall awards in national events.**

2010

Trip to Chicago to USBF Women's and Seniors' Trials to study the event one year out: June, 2010.

Trip to Horn Lake for new ACBL Headquarters dedication ceremony:

- Link to TV coverage
- Photo animations (mostly in the Bridge Museum): 01, 02,
- The move from Memphis to Horn Lake: movie
- Welcome speeches: movie
- Ribbon cutting: movie

MBA and SOMBA: ongoing work to promote cordial relations.

Committee Assignments for 2010 made by ACBL President Rich DeMartino.

ACBL National Board Committees:

- **Chair: Bridge, includes Tournaments (Chair), Conditions of Contest, Special Events**
- **Vice-Chair: Technology**
- **Member: Internet Bridge**
- **Member: Special Games at Clubs**

Other:

- **ACBL Board Representative to Competitions and Conventions Committee**
- **Created rules (as opposed to formula) for handicaps--specifically, the rules presently in existence for how the formula is implemented; created both implementation options.**
- **Ensuring that the correct number of players received overall awards in national events.**

Excel spreadsheets related to Committee work:

- **Ranking: 2010 ranks up to LM | 2010 star masters | Fibonacci Table |**

Attendance at NABCs (for the full time, funded half by ACBL and half personally):

Minutes: Reno, New Orleans, Orlando

Trip to Chicago to USBF Women's and Seniors' Trials to study the event one year out: June, 2010. Funded personally.

Trip to Horn Lake for new ACBL Headquarters dedication ceremony. Funded personally.

2011

LINK to local site for Detroit USBF event, June, 2011

"Power of Two" projects with Sandy Arlinghaus: Pacemaker recycling; Cognitive disorders connection; precollegiate curriculum connection. Correspondence sent by Sandy to the entire ACBL Board of Directors during 2011: Part 1, Part 2, Part 3.

ACBL connection to pacemaker recycling, grant proposal submitted to Gates Foundation, Nov. 2011.

Google Earth file

Committee Assignments for 2011 made by ACBL President Craig Robinson.

ACBL National Board Committees:

- **Chair, Bridge, includes Tournaments and Conditions of Contest**
- **Vice-Chair: Ranking**
- **Member: By-Laws**
- **Member: Internet Bridge**
- **Member: Masterpoints**
- **Member: Strength of Field**
- **Member: Technology**

***Other*:**

- **Chair, ACBLscore Steering Committee charged with overseeing the re-development of ACBLscore (not a Board committee)**
- **ACBL Board Representative to Competitions and Conventions Committee**
- **Created decay formula for small numbers of entries in national events.**
- **Media (with/by Sandy Arlinghaus and others as noted):**
  - **Technology Matters, ACBL Bulletin, March 2011.**
  - **Western Conference, District 17, Newsletter, September 2011**
  - **Letter to the Editor, ACBL Bulletin, November 2011**

Attendance at NABCs (for the full time, funded half by ACBL and half personally):

- **Minutes: Louisville, Toronto, Seattle**
- **Motions: Seattle**

USBF Women's and Senior's Trials, Detroit, June 6-11, 2011

capturing 2011 Odyssey of Craig Robinson created by Sandy.

Western Michigan Unit: Calvin College issue.

MBA and SOMBA: ongoing work to promote cordial relations.

Excel spreadsheets related to Committee work:

- **Ranking (for reference, passed something else): 2011 ranks (.xlsx) | 2011 ranks (.xls) | 2011 ranks silver-platinum | Average Points (1) |**
- **Tournament regulation: mult-section awards |**
- **Competitions and Conventions: Vandyseedpts |**
- **Masterpoints: KO-ln2-2011 | Mfactor | R=4.5 July 11 | Mstpts club-tm 2011 | clubs history | Basic Masterpoint Formulas | Email on role of 1.5 |**
- **Strength of Field: REGIONAL PAIRS and TEAMS-Large Game (R. DeMartino) | sof-analysis |**
- **Ensuring that the correct number of players received overall awards in national events.**

2012

ACBL connection to pacemaker recycling project, MyHeart/YourHeart of the Cardiovascular Center of The University of Michigan.

Ongoing work with Joan Gerard to obtain World Youth Bridge Congress in District 12 in the summer of 2013.

Toledo Unit: represented

Committee Assignments for 2012 made by ACBL President Sharon Anderson.

ACBL National Board Committees

- Masterpoints: Subeck (chair), Arlinghaus, Janicki, DeMartino, Monzingo, Vilhauer, Robinson. Note ongoing Committee with changes to be made on 5 year cycle. Topic for consideration: 1. masterpoint inflation, 2. masterpoints as incentive, 3. input from those affected--players, tournament chairs, and tournament directors. Note Option of the chair to involve experts outside the board. Staff: Weinstein.
- Ranking: (Review stratification). Arlinghaus (chair), DeMartino, Janicki, Morse. Staff: Nachtwey/Weinstein
- Strength of Field (sunset following Memphis meeting). Subeck (C), Arlinghaus, Heller, Jones, Vilhauer. Staff: Patrias/Weinstein

Attendance at NABCs (for the full time, funded half by ACBL and half personally):

Minutes: Memphis, Philadelphia, San Francisco

district to preserve protected slots for their Regional dates.

MBA and SOMBA: ongoing work to promote cordial relations.

- Tournament Regulation: DeMartino (chair), Heller, Morse, Arlinghaus. Staff: Horwedel. Brief board on process regarding regionals at Sea. NABC National Events Schedule Review. Draft policy changes to support recommended schedule. Consider creation of new bridge events.

Other

- The ACBL continues work on ACBL score + and I am part of the committee reviewing progress.
- Represented District 12 in retention of Toledo Regional's entitlement to a traditional date. Other District 12 Regionals also have traditional dates.
- Ensuring that the correct number of players received overall awards in national events.

2013

ACBL Board appointed regional representatives to the National Goodwill Committee. Sandy Arlinghaus was appointed to represent the "East" which includes all of District 12 and more.

Eastern Michigan Unit: sample By-Laws.

MBA and SOMBA: ongoing work to promote cordial

Committee Assignments for 2013 made by ACBL President Donald Mamula.

ACBL National Board Committees

- Bridge: DeMartino (C), Robinson (Tourn), Monzingo (CoC), Hennings (GRoots/Spec), Arlinghaus, Blakely, Heller, Janicki, Jones, Levy, Morse, Pinsky, Subeck, Vilhauer.
- Masterpoint Policy: Heller (C), Arlinghaus (VC--Technical), Calkins, DeMartino, Janicki, Jones, Monzingo, Weniger.
- NABC Strategic Analysis: Monzingo (C), Arlinghaus, Heller, Robinson, Subeck.
- Strategic Review & Evaluation: DeMartino (C), Robinson (VC), Arlinghaus, DeMartino, Fairchild, Heller, Levy.

Attendance at NABCs (for the full time, funded half by ACBL and half personally):

Minutes: St. Louis, Atlanta, Phoenix

relations.

Other

- Participation in "The Longest Day"--Sandy and I ran an exhibit at the Michigan Bridge Association tournament in which we collected funds and also information involving location of folks with Alzheimer's (not necessarily still alive). The locational information was then mapped in Google Earth as a way to say "We Remember YOU!" It serves as a "Memory Map" from the vantage point of the Michigan Bridge Association. **Attached screenshot** of the file; **attached Google Earth** file, in .kmz format (open directly in Google Earth). Shown to Board.
- The ACBL continues work on ACBL score + and I am part of the committee reviewing progress.
- Member special Hall of Fame advisory committee.
- Ensuring that the correct number of players received overall awards in national events.

Excel Spreadsheets Related to Committee Work:

- Revising M-factor to more accurately award masterpoints in stratified events: **Mfactor proposal.xlsx**
- Revising the manner in which master points are awarded in the X strata: **Mfactor proposal.xlsx**
- Comparing the depth of awards in pair and team events: **pairVteam.xlsx**
- Assigning masterpoint awards to new restricted national events.

Motions

Submitted by: William Arlinghaus

Item 053

Moved that:

The Vanderbilt, Spingold, Women's KO, and Senior KO Teams shall be held using only 2-way matches of 64 boards or, as necessary, 4-way matches (2 2-way matches of 32 boards followed by a 2-way match between the two losers to eliminate 1 team) and that the field shall be reduced in at most one day to a number of teams which is a power of 2.
Management shall produce bracket sheets which make this possible, with byes limited to what may be necessary to produce the above results in a fair manner.

Effective Date: December 1, 2005

Comments: The conditions for these events have been changed recently, and there has been little objection to two-ways and four-ways, except when the first day reduction was not to a number of teams which is a power of two (the ideal for knockouts).

I have tried to codify the needs of these events in the following set of principles.

PRINCIPLES OF KNOCKOUT SCHEDULING FOR ACBL NATIONAL EVENTS

1. When possible, seeding should be natural.
That is, the sum of the seed numbers of teams playing should be constant.
This is the normal situation when the number of teams is a power of two.
For example, in the round of 16, 1 plays 16, 2 plays 15, …, 8 plays 9.

2. Whenever possible, matches will be as close to knockouts as possible.

For this reason, recent practice has been to have a combination of 2-way matches and 4-way matches with three survivors. That is, two head-to-head matches moved two teams forward in half a day. The losers played head-to-head to qualify one more, again in half a day.

3. There shall be no deep cuts.
So far, this has meant that at least half the field should be retained.

4. The cut shall always be to a power of 2 teams after the first round.
This is a clear change from recent practice. The difficulties from cutting to 1.5 times a power of two after one round include teams benefiting from 4-ways two days in a row.

5. Within the limits above, the number of byes should be minimized.
Again, this is a change. Until now, no more than one bye has been allowed.

I have been able to demonstrate that these five principles can all be adhered to. I will send the spreadsheets which illustrate this prior to the Denver meeting.

Submitted by: William Arlinghaus
Item 051

Moved that:

The calculation of the S factor in masterpoint award rules and regulations be modified as follows:

Let n = # sessions
Let $x = \log_2 n$
Then $S = 1.5^x$

Effective date: July 1, 2005
Estimated cost/savings: negligible
Committee: Bridge

Comments:

Here is a comparison of values of this factor:

Number of Sessions	1994 value of S	present value of S	proposed value of S
1	1.0	1.0	1.0
2	1.5	1.5	1.5
3	2.0	2.0	about 1.90
4	2.25	2.5	2.25
5	2.6	3.0	about 2.56
6	3.0	3.5	about 2.85

The 1994 value operated on the principle that if an event is doubled in length, the award for that event should be multiplied by 1.5. Hence the S factor for 4 sessions was 1.5 times the S factor for 2 sessions, and the S factor for 6 sessions was 1.5 times the S factor for 3 sessions. Presumably because complex mathematical calculations were avoided, the value 2 for 3 sessions and the value for 5 sessions were somewhat arbitrarily chosen.
It is now easy to make those calculations accurately.

The present value (which appears to have been changed in 1997) operates on the principle that each added session should add equally to the overall award. This seems to be contrary to common sense, and it contributes a little to inflation of masterpoint awards.

Submitted by: William Arlinghaus

Item 053 -

Moved that:

Should the number of byes in any of the Vanderbilt, Spingold, Women's KO, or Senior KO be six or greater (in the case of Spingold and Women's KO the sum of byes in the two events), a separate bracketed on day KO event consisting of four rounds of 16-board matches will be held for the teams which receive byes. Knockout awards will be based on current regulations.

Comment: Teams that receive byes are required to pay for the day in which they currently don't play. If there are enough teams to play, we should provide them an opportunity to play.

This motion is clearly only relevant if we modify the regulations in such a way that there are sometimes a larger number of byes.

Submitted by: William Arlinghaus

Item 053 -

Moved that:

a) The closing time for entries to the Vanderbilt, Spingold, Women's KO, and Senior KO be made one half day earlier; that is, at the beginning of the afternoon session the day before the actual event starts.
b) If the number of teams entered is 17, 33, 34, 65, 66, 67, 129,130, 131, 132, an announcement will be made in all major events running the afternoon entries close that the number of teams entered is an inconvenient one for running a KO, and that management will pay the entry of one to four teams (one for 17, two for 33,34, etc.) in another event on the first day of the relevant KO if any teams care to withdraw. If insufficient teams offer to withdraw, no withdrawals will be accepted; if too many teams offer to withdraw, the offers will be accepted from the lowest seeds (i.e., highest number seeds) first.

Effective Date: December 1, 2005

Comments: These numbers lead to extremely inconvenient conditions of contest, even under the revised conditions offered in the previous motion

Submitted by: Bill Arlinghaus Date: Jume 16, 2010

Title: Masterpoint Structure Committee

Moved that

The ACBL President shall appoint a committee to discuss the entire structure by which ACBL. Masterpoints are awarded.

Effective: July 20, 2010

Comments:

The structure behind the awarding of ACBL masterpoints has served the ACBL very well.. However, that structure has been appended to and changed little by little over the years. With the advent of a new ACBLscore, the opportunity is here to re-consider everything: ranking, seeding, awards based on quality of field (begun for KOs in the last masterpoint revision), the relationship between club awards and tournament awards.

Given that a new masterpoint committee will likely begin work sometime in 2011, and that an entire re-structuring would have to precede its work, the time to study this is now.

I have sent my thoughts on this issue to the Bridge Committee, and I will forward that communication to the entire Board of Directors.

Submitted by: William Arlinghaus Date: October 22, 2009

Moved that:

Chapter XIII E.3 B (as presently enacted by motions 881-71 and 951-48 be amended as follows:

For purposes of handicapping, no team whose average masterpoint holding is greater than 5000 per member will receive any handicap. For purposes of giving handicaps, two options are possible:

1) (DEFAULT) A team with greater than 5000 point per member average will continue to give handicaps to teams with less that 5000 average on the basis of their actual average.

2) (SPONSOR OPTION) For all handicap purposes, once a team achieves an average of at least 5000 points per member, its average is 5000.

Effective: Immediately
Cost: 0
Committee: Conditions of Contest

Comment: This motion was essentially agreed to at the Washington meeting, but as part of the general motion on Conditions of Contest and subject to asking the Competitions and Conventions Committee which of 1) and 2) they preferred.

Management was not sure in Washington where to find this; hence the reference to the appropriate chapter of the codification.

When consulted, the Competitions and Conventions committee chose option 1). But they were not adamant in preferring 1) to 2). Moreover, option 2) is already in use (it is being used in my district). The advantage of option 1) is that it gives a bigger handicap to the teams with fewer masterpoints. The disadvantage is that it lacks continuity. For instance, a team with average masterpoint holding of 10000 would give no handicap to a team with 5000 average, but 5.9 to a team with 4900 average, while the team with 5000 average would give the team with 4900 average a handicap of .006 (assuming 24 board matches).

In practice, the purpose was to keep the teams with many accumulated masterpoints but without significant extra skill level over younger teams a level playing field. In my district's most recent regional, there were 3 knockouts. In the first two, all teams in the top bracket (and only those teams) averaged over 5000. In the third, one team averaged more like 2200 and received a handicap of 8.18 from each other team, which seemed to fit their skill level (they reached the semifinals).

MBA Trophies

Overview

Another selected set of administrative activities centers on my function in relation to serving as Trophy Master for the Michigan Bridge Association (1997-2005, full-time, with continued part-time input until 2019). I hope it illustrates the importance of record-keeping, at the local level. The photo below shows, circa 2003, three of the four major trophies awarded by the Michigan Bridge Association. During my tenure as Trophy Master there were only four trophies; subsequent to that, others were donated. With the merger in September of 2023 of two units within District 12, the Michigan Bridge Association and the Southern Michigan Bridge Association, any Unit-level trophies acquired 'retired' status, at least according to the conditions of their original award. Indeed, it is wonderful to know that these two units have merged.

The volunteer Trophy Master position involved housing the trophies in a safe manner, as well as getting them engraved and professionally cleaned on an annual basis. In between award periods, Sandy and I cleaned them ourselves and housed them in a manner so that bridge players in our home in Ann Arbor could enjoy them. The material below shows the records of trophy winners according to my records. I took over as trophy master from Joan Remey Moore after her death. Marty Hirschman took over from me, after a brief interlude of Clay Cuthbertson, to whom I delivered the physical trophies pictured here. What is behind a single engraved name on a trophy is a gigantic social network. We must not lose track of the important history and connections even though their tangible artistic superficial representations might become lost.

Stein Trophy
Marsee Trophy
Mouser Trophy

Records' Summary: To 2005

- Dr. Edward Stein Memorial Trophy. Awarded annually to the MBA player winning the most master points in MBA tournaments. The MBA's oldest trophy.

1961	Russell Roosen	1971	Gary Hann	1981	Jeffrey Starr	1991	Bob Webber	2001	Bob Webber
1962	Dorsey Brooks	1972	Russell Roosen	1982	Steve Landen	1992	Marty Hirschman	2002	William Arlinghaus
1963	Grant Marsee	1973	Floyd Sayed	1983	Joan Remey	1993	Joan Remey Moore	2003	Marty Hirschman
1964	Russell Roosen	1974	Floyd Sayed	1984	Joan Remey	1994	Joan Remey Moore	2004	Norm Bolton
1965	Chuck Burger	1975	Dick Yanko	1985	Joan Remey	1995	Bob Webber	2005	William Arlinghaus
1966	Joan Remey	1976	Frank Bell	1986	Joan Remey	1996	Bob Webber		
1967	Chuck Burger	1977	David Doran	1987	Leon Lowe	1997	Marty Hirschman		
1968	Fred Hamilton	1978	Steve Landen	1988	Stephen Landen	1998	Marilyn & Myles Maddox		
1969	Russell Roosen	1979	Russell Roosen	1989	Dick Yanko	1999	William C. Arlinghaus		
1970	Dick Yanko	1980	Steve Landen	1990	Marty Hirschman	2000	Lynne Schaeffer		

DS330020.wav

A partial oral history of the Stein trophy is linked on the adjacent .wav box. The interviewer is Sandy Arlinghaus. Bill Arlinghaus, pictured above, is being interviewed.

MEMORIAL TROPHY
2000-LYNNE SCHAEFFER
2001-BOB WEBBER
2002-WILLIAM C. ARLINGHAUS
2003-MARTIN HIRSCHMAN

- William S. Mouser Trophy. Awarded originally for the Life Master's Pairs at the Motor City Regional; subsequently for the most masterpoints earned by a District 12 player at the Motor City Regional. In 1994, due to changes in scheduling, the Motor City Regional was not held and hence there was no award of this trophy.

1964	Mr. and Mrs. Vincent Remey	1974	Floyd Sayed	1984	Beverly Riordan	1994	No award.	2004	Michael Alioto; Robert Brent Robert Cappelli
1965	Dorsey Brooks J. White	1975	Richard Yanko	1985	Joan Remey	1995	Eugene Owens	2005	Robert Cappelli
1966	Charles Burger Dorsey Brooks	1976	Hans Akturk	1986	Bob Bitterman	1996	Joan Remey Moore		
1967	Fred Hamilton	1977	Vincent Remey	1987	Carol Alleman	1997	Martin Hirschman		
1968	Sylvia Stein	1978	Frank Bell	1988	Stephen Landen	1998	Patrick Clark		
1969	Jeffrey Starr	1979	John Bucheister	1989	Stephen Landen	1999	Brad Holtsberry		
1970	Dorsey Brooks	1980	Stephen Landen	1990	Martin Hirschman	2000	Robert Cappelli		
1971	Bob Sherburn	1981	Floyd Sayed	1991	Stephen Landen	2001	Bob Webber		
1972	Helen Shanbrom	1982	Gary Hann	1992	Stephen Landen	2002	William C. Arlinghaus Bob Webber		
1973	Fred Hamilton	1983	Joan Remey	1993	Joan Remey Moore	2003	Stephen Landen		

1976
HANS AKTURK
1977
VINCENT REMEY

- Grant Marsee Trophy: Michigan's Leading Masterpoint Winner. (Grant Marsee, 1929-1967).

1967	Grant Marsee	1977	Cliff Bishop	1987	Zeke Jabbour	1997	Geoff Hampson
1968	Fred Hamilton	1978	Zeke Jabbour	1988	Zeke Jabbour	1998	Geoff Hampson
1969	Charles Burger	1979	Zeke Jabbour	1989	Zeke Jabbour	1999	Martin Hirschman
1970	Fred Hamilton	1980	Zeke Jabbour	1990	Zeke Jabbour	2000	Bert Newman
1971	Fred Hamilton	1981	Zeke Jabbour	1991	Tom Gardner	2001	Bert Newman
1972	Fred Hamilton	1982	Zeke Jabbour	1992	Joan Remey Moore	2002	Bert Newman
1973	Fred Hamilton	1983	Zeke Jabbour	1993	Joan Remey Moore	2003	Stephen Landen
1974	Fred Hamilton	1984	Zeke Jabbour	1994	Geoff Hampson	2004	Rick Kaye
1975	Fred Hamilton	1985	Joan Remey	1995	Geoff Hampson	2005	Rick Kaye
1976	Cliff Bishop	1986	Zeke Jabbour	1996	Geoff Hampson		

- Art Price Memorial Trophy, for the Ann Arbor player winning the most master points at the Ann Arbor sectional. The physical trophy was destroyed in 1987. There was no Ann Arbor sectional from 2000-2004 (and hence no winner). Records from 1974-1985 are "best guesses."

1974	Steve Landen	1984	Bob Bitterman ?	1994	Bill Arlinghaus	2004	No award
1975	Gary Hann	1985	Zeke Jabbour ? Leon Lowe ?	1995	Gary Hann	2005	G. Blekherman H. Peters
1976	Sheri Larson ? Dave Whitehouse?	1986	Marvin Hymowech	1996	Bill Arlinghaus		
1977	Zeke Jabbour	1987	Gary Hann	1997	Bill Arlinghaus		
1978	Dick Huggard	1988	Mike Graham	1999	Bill Arlinghaus		
1979	Frank Bell?	1989	Bill Arlinghaus	1999	Don Rumelhart		
1980	Frank Bell?	1990	Jim O'Neil	2000	No award		
1981	Hann, Bell, Lowe, or Akturk	1991	Bill Arlinghaus	2001	No award		
1982	Leon Lowe	1992	Don Rumelhart	2002	No award		
1983	Hans Akturk ?	1993	Gary Hann	2003	No award		

Records: Participant Points Earned in Selected Years

More trophy records, retaining original formatting, are shown below. These records are from my own archive; they were used as the official MBA records during associated years. Others may have additional information. Note that spreadsheets may have multiple tabs, so that what appears on the top is not the only set of data.

1998-2002

	2002 Stein Trophy Results			Cumulative Stein Results 1998-2002	
rank	name	points	rank	name	points
1	Arlinghaus,William	123.47	1	Arlinghaus,William	488.45
2	Webber,Bob	111.25	2	Webber,Bob	470.73
3	Kaye,Richard	73.51	3	Hirschman,Marty	413.05
4	Schaeffer,Lynne	65.79	4	Schaeffer,Lynne	390.51
5	Newman,Bert	64.88	5	Newman,Bert	334.95
6	Hirschman,Marty	61.00	6	Maddox,Marilyn	319.14
7	Smith,Mary	50.16	7	Maddox,Myles	319.14
8	Burger,Chuck	48.29	8	Winokur,Willie	246.95
9	Maddox,Marilyn	44.35	9	Bolton,Norm	218.51
10	Maddox,Myles	44.35	10	Newman,Kathy	206.44
11	Landen,Steve	42.96	11	Wise,Bill	194.19
12	Marcus,Barbara	40.27	12	Mydloski,Dick	183.08
13	Fisher,Leon	39.81	13	Schubiner,Sondra	167.55
14	Newman,Kathy	39.31	14	Leon,Phil	166.49
15	Tessler,Stacy	38.14	15	Parnes,Susan	163.81
16	Leonard,Mark	37.96	16	Fisher,Leon	157.75
17	Winokur,Willie	37.88	17	Marcus,Bobbie	139.59
18	Rumelhart,Don	35.30	18	Rumelhart,Don	130.77
19	Mydloski,Richard	32.07	19	Landen,Steve	128.57
20	Parnes,Susan	31.84	20	Smith,Mary	124.01

2004

	Stein Trophy - 2004	
1	Bolton,Norman	93.27
2	Hirschman,Marty	83.60
3	Schaeffer,Lynne	82.33
4	Landen,Steve	71.87
5	Sensoli,Frank	70.59
6	Brent,Bob	68.96
7	Smith,Mary	65.26
8	Burger,Chuck	61.96
9	Webber,Bob	60.47
10	Arlinghaus,William	59.76
11	Maddox,Marilyn	58.53
12	Maddox,Myles	58.53
13	Newman,Bert	57.14
14	Kaye,Rick	52.49
15	Rumelhart,Don	51.24
16	Burger,Suzy	47.51
17	Crafton,Bob	47.07
18	Swarthout,Dave	44.08
19	Kirsch,Sheldon	36.28
20	Parnes,Susan	35.66

2006

Link to full spreadsheet (Stein06.xls).

	A	B	C	D	E	F	G	H	I
1		**Final Standings**	**2006 Stein Trophy**						
2									
3	rank	NAME	TOT	Jan	April	June	Aug	R*.7	Reg
4	1	Webber,Bob	**95.14**	19.60	3.28	13.92	31.51	26.83	38.33
5	2	Hirschman,Marty	**89.91**	12.61	22.54	9.54	18.00	27.22	38.89
6	3	Mydloski,Richard	**85.25**	15.99		21.77	17.19	30.30	43.29
7	4	Lippitt,Barry	**73.81**	15.00	20.73	1.73	28.26	8.09	11.55
8	5	Arlinghaus,William	**69.58**	11.16		9.72	14.25	34.45	49.21
9	6	Maddox,Marilyn	**67.91**	19.60	7.31	15.53	4.12	21.35	30.50
10	7	Maddox,Myles	**67.91**	19.60	7.31	15.53	4.12	21.35	30.50
11	8	Smith,Mary	**58.66**	9.40	13.23	9.30	5.91	20.82	29.74
12	9	Newman,Bert	**58.63**	11.25		5.64	19.23	22.51	32.16
13	10	Kirsch,Sheldon	**56.41**	9.40	9.31	7.57		30.13	43.04
14	11	Kaye,Rick	**54.63**	4.03	17.18	3.17	9.98	20.27	28.95
15	12	Tita,Cristina	**53.50**	16.99	18.98	11.90	5.63		
16	13	Dasher,Kurt	**53.27**	1.99		13.77	10.69	26.82	38.31
17	14	Leonard,Mark	**52.66**	1.99	15.86		14.68	20.13	28.75
18	15	Aydin,Timur	**49.12**	16.99	18.98	7.52	5.63		
19	16	Schaeffer,Lynne	**46.32**	12.61	5.26	9.18		19.27	27.53
20	17	Swarthout,Dave	**45.61**	11.16				34.45	49.21
21	18	Parnes,Susan	**43.14**	6.33	9.10	3.74	8.02	15.95	22.79
22	19	Bolton,Norm	**42.94**	3.12	12.52	19.38	5.91	2.01	2.87
23	20	Leon,Phil	**42.05**	11.16	3.92	8.68	3.99	14.30	20.43
24	21	Winokur,Willie	**38.67**	11.25			12.10	15.32	21.88
25	22	Cook,Lynne	**34.37**			10.86		23.51	33.58
26	23	Marcus,Barbara	**34.26**		15.09	1.48	9.37	8.32	11.89
27	24	Charfoos,Myron	**33.96**		4.03	8.33	4.69	16.91	24.16
28	25	Giordano,Mike	**32.92**	4.03	10.03	6.82	8.55	3.49	4.98
29	26	Schubiner,Sondra	**32.68**			1.48	23.11	8.09	11.55
30	27	Graham,Mike	**31.85**	11.16	12.28	8.41			
31	28	Temkin,Dick	**30.44**	4.03	6.98	2.79		16.64	23.77
32	29	DeWitt,Deborah	**29.99**	3.12		11.25	3.95	11.67	16.67
33	30	Melander,Bill	**29.00**		4.03	11.82	4.69	8.46	12.08
34	31	Crafton,Bob	**25.26**	11.25		1.90	5.91	6.20	8.86
35	32	Becher,Dick	**24.09**		11.85	8.75		3.49	4.98
36	33	Pomeroy,Paul	**23.50**			8.87	2.96	11.67	16.67
37	34	Radtke,Richard	**22.24**		7.59			14.65	20.93
38	35	Rumelhart,Don	**21.62**		10.31			11.31	16.15
39	36	Rosenstein,Irv	**20.67**	4.03				16.64	23.77
40	37	Metevier,Ruth	**19.77**					19.77	28.24
41	38	Brent,Bob	**17.32**			11.41	5.91		
42	39	Jaffe,Brenda	**16.10**			1.73	8.17	6.20	8.86
43	40	Marcus,Danny	**14.27**		8.65	4.27	1.35		

Sheet1 Sheet2 Sheet3

Ready Accessibility: Unavailable 100%

2007

2007 Stein Trophy

rank	NAME	TOT	Jan	March	June	Aug	R*.7	Reg
1	Smith,Mary	121.12	25.13	7.95	14.94	25.81	47.29	67.55
2	Kaye,Rick	112.50	9.38	5.67	28.25	18.13	51.07	72.95
3	Kirsch,Sheldon	108.15	25.13	5.78	7.45	26.21	43.58	62.25
4	Bolton,Norman	92.01	6.64	21.15	16.27	11.65	36.30	51.85
5	Mydloski,Richard	84.02	14.60	14.45	17.37	18.15	19.45	27.79
6	Katz,Bob	76.38		5.87	29.19	11.69	29.63	42.33
7	Crafton,Bob	65.65	10.34	11.62	17.35	13.22	13.12	18.74
8	Sensoli,Frank	63.06		5.87	20.98	8.95	27.26	38.94
9	Arlinghaus,William	56.60	10.34	19.83		3.40	23.03	32.90
10	Leonard,Mark	55.75	12.50	10.89		11.45	20.91	29.87
11	Schaeffer,Lynne	53.68	13.31	16.83	3.25	16.15	4.14	5.91
12	Monro,Rhonda	52.90		1.26	19.32	7.76	24.56	35.08
13	Hirschman,Marty	51.67	13.31		5.57	16.15	16.64	23.77
14	Melander,Bill	50.48		19.12	5.64	9.10	16.62	23.74
15	Maddox,Marilyn	49.28	3.96	13.26	12.34	8.50	11.22	16.03
16	Maddox,Myles	49.28	3.96	13.26	12.34	8.50	11.22	16.03
17	Aydin,Timur	44.68	14.60	17.93	5.65	6.50		
18	Brent,Bob	44.17			17.35	4.78	22.04	31.48
19	Tita,Cristina	38.18	14.60	17.93	5.65			
20	Parnes,Susan	37.78	13.31	7.83			16.64	23.77

2008

2008 Stein Trophy

rank	NAME	TOT	Jan	March	June	Aug	R*.7	Reg
1	Bolton,Norman	144.91	18.04	30.51	22.09	34.39	39.88	56.97
2	Crafton,Robert	97.55	7.73	3.45	7.15	32.56	46.66	66.65
3	Maddox,Marilyn	93.16	18.33	32.25	7.15	2.23	33.20	47.43
4	Maddox,Myles	93.16	18.33	32.25	7.15	2.23	33.20	47.43
5	Katz,Robert	91.16	7.73	6.42	16.59	14.50	45.92	65.60
6	Melander,Leonard	90.26		18.56	19.32	10.23	42.15	60.21
7	Smith,Mary	88.47	7.49	26.42	12.82	9.23	32.51	46.44
8	Kirsch,Sheldon	87.93	7.49	29.96	16.45	9.42	24.61	35.16
9	Schaeffer,Lynne	83.55	27.50	8.17	28.00	16.12	3.76	5.37
10	Leonard,Mark	77.90	4.58	14.79	8.70	8.99	40.84	58.34
11	Hirschman,Martin	67.66	27.50	1.79	15.55	19.06	3.76	5.37
12	Kaye,Rick	57.37	10.31	11.45		11.00	24.61	35.16
13	Rumelhart,Don	47.60	2.29	4.11			41.20	58.86
14	Monro,Rhonda	47.41	10.31		10.64	5.28	21.18	30.26
15	Chiesa,Joe	45.32	13.75	3.09			28.48	40.69
16	Newman,Bert	44.14		2.42	5.78	32.17	3.77	5.38
17	Webber,Bob	44.04	3.44		2.71	4.69	33.20	47.43
18	Monro,Joe	43.19	10.31		17.26	5.71	9.91	14.16
19	Leon,Phil	37.63		1.95			35.68	50.97
20	Winokur,Willie	36.58		6.42	2.96	15.50	11.70	16.72

2009

	Final	2009 Stein Trophy						
rank	NAME	TOT	Jan	March	June	Aug	R*.7	Reg
1	Smith,Mary	122.06	20.50	19.91	27.31	15.29	39.05	55.78
2	Schaeffer,Lynne	111.72	7.04	11.34	18.13	28.73	46.48	66.40
3	Hirschman,Marty	93.92	7.04	11.34	16.48	12.58	46.48	66.40
4	Kaye,Rick	89.69		15.10	4.60	10.25	59.74	85.34
5	Arlinghaus,William	85.00	9.50	2.80	7.29	12.20	53.21	76.02
6	Maddox,Marilyn	80.27	10.59	8.06	29.03	3.87	28.72	41.03
7	Maddox,Myles	80.27	10.59	8.06	29.03	3.87	28.72	41.03
8	Bolton,Norm	80.03	9.60	4.67	13.59	18.70	33.47	47.82
9	Hann,Gary	74.70	13.75	2.80	19.91	10.04	28.20	40.28
10	Katz,Bob	71.62	9.56	14.00	3.25	11.88	32.93	47.04
11	Crafton,Bob	71.28	12.39	3.50	2.79	8.93	43.67	62.38
12	Kirsch,Sheldon	70.48	11.25		16.31	3.87	39.05	55.78
13	Melander,Bill	61.17	8.50	15.10		18.46	19.11	27.30
14	Parnes,Susan	59.26			11.07	5.70	42.49	60.70
15	Swarthout,Dave	53.21					53.21	76.02
16	Monro,Joe	46.39	7.88	14.00		12.52	11.99	17.13
17	Winokur,William	45.33	6.28	12.69	2.00	12.92	11.44	16.34
18	Leonard,Mark	45.12	7.49	1.39		2.93	33.31	47.59
19	Newman,Bert	42.03		3.50	10.72	20.82	6.99	9.98
20	Burger,Chuck	40.80	7.88	14.00		5.77	13.15	18.78

2015

2015 Stein Trophy

rank	name	TOT	AA	March	June	Aug	R*.7	Reg
1	Kirsch,Sheldon	121.15	8.38	9.70	23.39	25.14	54.54	77.92
2	Katz,Robert	110.76	12.38	19.72	28.04	34.94	15.68	22.40
3	Melander,Bill	98.33	10.05	7.22	28.49	10.18	42.39	60.55
4	Fleischmann,Jonathan	98.26	4.60	12.78	28.60	5.15	47.13	67.33
5	Temkin,Dick	76.75		11.72	17.08	20.06	27.89	39.84
6	Schaeffer,Lynne	62.18	6.96	17.05	16.33	10.58	11.26	16.08
7	Burger,Suzy	60.76		14.09			46.67	66.67
8	Koschik,John	59.40		18.23	1.63	29.38	10.16	14.52
9	Newman,Bert	58.05		20.97	12.77	6.17	18.14	25.92
10	Dasher,Kurt	57.74		12.78	11.72	16.70	16.54	23.63
11	Chiesa,Joe	56.73	7.12	7.22			42.39	60.55
12	Hirschman,Marty	52.11	6.96	10.91	3.94	23.22	7.08	10.12
13	Bendure,Mark	51.98	7.12		6.90		37.96	37.96
14	Petersen,Grant	49.15		4.80	22.30		22.05	31.50
15	Brent,Robert	45.77			4.48	26.48	14.81	21.15
16	Webber,Bob	44.40		3.85	2.27	20.26	18.02	25.74
17	Bolton,Norm	44.38		13.66	10.73	11.88	8.11	11.58
18	Rosenstein,Irv	43.74		15.17	10.77	10.08	7.72	11.03
19	Tessler,Stacey	41.48	12.65		14.78	8.03	6.02	8.60
20	Argersinger,Wilbur	36.06	15.58		12.60	1.86	6.02	8.60

2019

Link to full spreadsheet (Stein2019(2).xls)

	A	B	C	D	E	F	G	H	I	J	K	L	M	N	O	P	Q	R	S	T	U	V	W	X	Y	Z	AA	AB	AC	A	AE	AF	AG	AH	AI	AJ	AK	AL	A	AN	AO	AP	AQ	AR	AS	AT	AU	AW
1			2019	Stein Trophy																																												
2														October Regional										August sectional									June Sectional									April Sectional						
3	rank	name	TOT	AA	April	June	Aug	R*.7	Reg		M pr	Tsw	W pr	WRko	Th sw	F pr	Sa sw	Sa pr	Sn sw		Th m	Th sw	Fr m	Fr af	FR e	Sat m	Sat a	Sa sw	Sn sw		Th m	Th sw	Fr m	Fr a	Sat m	Sat a	Sa sw	Sn sw		THm	Th sw	Theve	Fm	F aft	F eve	Sapr	Satsw	Sn sw
4	1	Perlman,Linda	121.85	11.00	23.94	12.83	28.40	45.68	65.26			27.33	4.89		11.44	7.11	2.14		12.35		1.93	2.39		5.80				3.94	14.34		6.83	3.61					2.39			1.12	5.64		1.92	5.29				9.97
5	2	Hirschman,Marty	120.56	3.67	28.63	13.87	10.76	63.63	90.90		24.94	27.33	8.37		27.12		3.14												10.76		6.83	3.61		1.04			2.39						6.06	7.05				15.52
6	3	Webber,Bob	112.58	22.55	28.16	4.33	33.68	23.86	34.09		6.24			24.71			3.14				8.12		1.10	4.35				9.35	10.76								4.33			0.98	1.78		6.06	7.05		2.32		9.97
7	4	Kirsch,Sheldon	109.91	22.55	21.83	13.07	26.07	26.39	37.70		6.24		21.98			9.48					8.12		8.60					9.35			5.13	3.61					4.33			0.98			1.20				9.68	9.97
8	5	Temkin,Dick	98.32	15.68	22.47	13.16	16.09	30.92	44.17		7.13	15.37		18.53			3.14				10.83							5.26			1.35	5.50	4.64	1.67						1.50							5.45	15.52
9	6	Winokur,Steve	85.87	11.55	10.95	29.76	1.38	32.23	46.04					24.71		21.33								1.38									11.00				2.39	16.37		2.33	5.64			2.98				
10	7	Lien,Owen	85.10	22.55	37.93	11.38	13.24														1.93	2.39		5.80				3.12				0.86						10.52		1.12	5.64		4.54	9.40			7.26	9.97
11	8	Fleischmann,Jonathan	73.90		32.50	1.74	4.59	35.07	50.10						15.26		10.15		24.69			1.47						3.12				1.74								2.33	2.78	3.21			3.21		5.45	15.52
12	9	Arbit,Julie	73.38		10.48	11.38	22.69	28.83	41.18				16.49						24.69		14.44	8.25										0.86						10.52		3.55	2.78						4.15	
13	10	Newman,Bert	68.17	2.95	10.91	8.56	36.03	9.72	13.89										13.89				1.10	10.31		5.50			19.12			0.86					7.70			0.98	7.52				2.41			
14	11	Katz,Bob	66.90			0.00	25.14	41.76	59.65					24.71		7.11	3.14		24.69			8.25		4.35				1.78	10.76																		7.26	
15	12	Winokur,Willie	62.80		2.32	31.57	26.71	2.20	3.14								3.14					4.64		7.73					14.34		12.15	3.61		5.29				10.52								2.32		
16	13	Bryant,Brenda	62.76	2.95		24.07	16.73	19.01	27.15		10.52						4.28		12.35			2.39							14.34								7.70	16.37										
17	14	Brent,Bob	61.43					61.43	87.76		24.94	27.33	8.37		27.12																																	
18	15	Rosenstein,Irv	57.27	7.43	10.77	4.64	10.83	23.60	33.71		7.13	15.37		11.21							10.83												4.64									10.77						
19	16	Koschik,John	52.15			21.14	3.92	27.09	38.70			15.37	7.33			16.00						2.39	1.53								2.16		2.61					16.37											
20	17	Giordano,Mike	48.54		1.44	7.60	29.78	9.72	13.89										13.89		1.20			2.45				7.01	19.12			0.57		1.25			5.78						1.44					
21	18	Emanuele,Cono	44.56			13.24	3.94	27.38	39.12						27.12	12.00													3.94				6.19	7.05														
22	19	Smith,Mary	41.92		5.78	6.58	5.26	24.30	34.71									16.19	18.52									5.26				3.61		2.97						4.74				1.04				
23	20	Goldsmith,Walter	40.75			7.45	23.58	9.72	13.89										13.89		1.20			3.26					19.12			0.57		1.10			5.78											
24	21	Dasher,Kurt	40.72		9.54	1.74	1.47	27.97	39.95						15.26				24.69			1.47										1.74								3.55	2.78	3.21						
25	22	Monro,Joe	33.02	14.50	11.23	1.47		5.82	8.31		8.31																						1.47							11.23								
26	23	Burger,Suzy	30.71		1.25	5.50	20.96	3.00	4.28								4.28				2.57	4.64				7.33	6.42					5.50								1.25								
27	24	Schubiner,Sondra	29.76			2.76	8.20	18.80	26.85				6.51		20.34						4.57		3.63												2.76														
28	25	Rumlhart,Don	28.80	17.60				11.20	16.00							16.00																																
29	26	Perlman,Howard	28.28				1.27	27.01	38.59							28.44	10.15						1.27																								5.45	
30	27	Wasserman.Art	28.02	23.79	4.23																																				4.23							
31	28	Burger,Chuck	27.01					27.01	38.59							28.44	10.15																															
32	29	Birnholtz,Sandy	23.59			2.23	8.26	13.10	18.71		18.71										3.43		4.83											2.23														
33	30	Bendure,Mark	20.52					20.52	29.31				29.31																																				
34	31	Petersen,Grant	19.03		4.13	6.58	8.32														1.11	2.39					4.82							2.23		4.35										4.13		
35	32	Becher,Richard	17.93		1.44	7.03	9.46																	2.45				7.01						1.25			5.78						1.44					
36	33	Harty,Dave	17.60	17.60																																													

Stein results | Notes - General | Notes -Specific

Ready | Accessibility: Good to go | 100%

The notes show the process for determining point allocation. An extra set of rules, including newer trophies, is linked here (TROPHYMANUAL.docx, Hirschman).

Records: Filling Gaps

Overall spreadsheet for multiple years includes years missing from the previous section as well as detail for some years included only in summarized form.

Link to full spreadsheet (STEIN.XLS); note tabs for numerous years.

	A	B	C	D	E	F	G	H	I	J	K	L	M	N	O	P	Q	R	S	T	U	V	W	X	Y	Z	AA	AB	AC	AD	A	AF	AG	AH	AI	AJ	AK	AL	AM	AN	AO	A	AQ	AR	AS	AT	AU	AV	AV
1			2018 Stein Trophy																																															
2															October Regional										August sectional										June Sectional										March Sectional				
3	rank	name	TOT	AA	March	June	Aug	R*.7	Reg		M pr	M ko	T sw	Wpr	Th sw	F pr	Sa sw	Sa pr	Sn sw		Th m	Th sw	Th e	Fr m	Fr af	Fr ev	Sat m	Sat a	Sa sw	Sn sw		Th m	Th sw	Th ev	Fr m	Fr a	Fr e	Sat m	Sat a	Sa sw	Sn sw		Th mrn	Th eve	Th sw	F morn	F aft	F eve	Sat
4	1	Kirsch,Sheldon	144.45	20.42	12.89	25.83	28.55	56.76	81.08				22.40	17.47		31.06	10.15				11.92	5.26			3.12				8.25			2.83	5.09		1.17	9.85				2.83	4.06		1.92			1.17			
5	2	Lien,Owen	103.03	10.86	8.94	30.80	20.85	31.58	45.11						26.10		5.71		13.30										8.25	12.60		8.94	3.81		8.77	7.39				1.89				3.67					
6	3	Hirschman,Marty	92.14	15.32	11.09	13.11	13.98	38.64	55.20				22.40	5.18		17.47	10.15					1.94			1.04				11.00											9.90	3.21						5.67		
7	4	Newman,Bert	91.22	8.68	11.61	29.23	6.71	34.99	49.98		5.72		9.45	10.35		10.35		14.11			6.71											5.03	6.78		11.69				5.73						4.45		3.21	
8	5	Fleischmann,Jonathan	89.68	13.02	21.07	25.56	12.15	17.88	25.54						7.46	4.78			13.30				1.55		1.75	1.83	4.99	2.03				11.92		3.21			3.21				7.22		3.67	3.92	1.38		1.81	
9	6	Becher,Richard	76.40		9.21	5.42	24.33	37.44	53.48				16.80		26.10			10.58						5.13						19.20											5.42					3.33			
10	7	Winokur,Willie	76.15		9.36	6.95	28.31	31.53	45.04		13.56		16.80		14.68									9.11						19.20				2.86		2.77	1.32								1.45	7.91			
11	8	Katz,Robert	74.81	11.62	14.45	17.77	6.83	24.14	34.49			9.99		4.78	7.46	4.78			7.48					6.83								8.94	1.61								7.22			3.92	1.38	5.67		
12	9	Perlman,Linda	71.06	8.68	6.81	20.82	15.62	19.13	27.33						6.17	6.90	4.28		9.98			1.94	2.06		1.31	2.06			8.25				3.81		1.56	2.34				9.90	3.21								
13	10	Temkin,Richard	54.41	3.30	18.75	11.25	16.76	4.35	6.21					6.21															4.16	12.60		3.77	1.61			3.12					2.75	1.44		6.97	1.05	0.93		
14	11	Smith,Mary	53.90		14.20	10.57	7.39	21.74	31.06					31.06											7.39										4.93			1.58				4.06			6.97		1.35		
15	12	Webber,Bob	51.67	4.40	2.62	11.98	17.18	15.49	22.13				7.45		14.68						11.92	5.26										2.83	5.09								4.06			1.45	1.17			
16	13	Winokur,Steven	51.21		10.34	19.82	5.54	15.51	22.16						14.68				7.48						5.54								2.86			1.76				5.57	9.63				7.91			
17	14	Brent,Bob	48.69			13.60		35.09	50.13				22.40	5.18		17.47	5.08																		3.70					9.90								
18	15	Rosenstein,Irv	48.19	3.30	14.25	9.53	16.76	4.35	6.21					6.21															4.16	12.60			6.78								2.75	1.44			4.45			
19	16	Koschik,John	45.78	3.21	14.49	5.42	22.66																	1.35	9.85		6.65	4.81													5.42				10.54			
20	17	Kaleel,Michael	41.44		18.03	12.19	5.13	6.09	8.70						8.70									5.13												5.54		6.65							2.58		7.56		
21	18	Jacob,Steven	40.40		16.82	3.17	4.10	16.31	23.30					23.30								1.94		2.16											2.08	1.09									5.23				2.5
22	19	Giordano,Michael	39.45		13.16		9.35	16.94	24.20				7.45		6.17			10.58				9.35																							3.33			
23	20	Dasher,Kurt	37.10	7.22	6.81	8.54		14.53	20.76						7.46				13.30													1.32									7.22							
24	21	Burger,Suzy	35.23				19.93	15.30	21.86						6.17		5.71		9.98									7.33		12.60																			
25	22	Aderente,David	34.37			5.42	28.95														8.94	3.94		12.15	2.34		1.58														5.42							
26	23	Birnholtz,Sandy	33.78		26.96		6.82															3.94		2.88																			3.41		5.23	5.93			3.1
27	24	Petersen,Grant	32.93		8.64	5.60	3.94	14.75	21.07		4.52				11.37	5.18						3.94													1.30		2.41			1.89		3.41		5.23				
28	25	Zhang,Xingyu	31.41	7.43	10.45	5.57		7.96	11.37						11.37																									5.57								
29	26	Perlman,Howard	28.72			9.90	1.31	17.51	25.02					8.87	6.17				9.98						1.31															9.90								
30	27	Argersinger,Wilbur	27.31		5.79	2.86	14.46	4.20	6.00				6.00								8.94	3.94					1.58						2.86												1.84			
31	28	Wasserman,Art	25.62	11.50	10.45		3.67																			3.67																							
32	29	Burke,Rose	24.81			7.39		17.42	24.88						6.17	13.10			5.61														2.15		1.06					4.18								
33	30	Dreifus,John	24.12		18.03			6.09	8.70						8.70																													2.58		7.56		
34	31	Newman,Kathy	23.96		7.16	6.78	6.71	3.31	4.73				4.73								6.71												6.78														3.21	
35	32	Schubiner,Sondra	23.15			6.33	4.37	12.45	17.78				6.00		6.17				5.61					1.62		2.75							2.15							4.18								
36	33	Goldsmith,Walter	22.83		3.95		9.35	9.53	13.62				7.45		6.17							9.35																											
37	34	Wasserman,Zach	20.96			3.30	14.66	3.00	4.28								4.28									2.06				12.60										3.30								
38	35	Monro,Joe	20.52		7.68		3.67	9.17	13.10					13.10									3.67																									2.41	
39	36	Jaffe,Brenda	20.12		10.77		9.35															9.35																					10.77						
40	37	Menczer,Richard	19.38		6.83	5.54	7.01															7.01														5.54								2.58		4.25		
41	38	Rumelhart,Don	17.27	4.07				13.20	18.86			9.99				8.87																																	
42	39	Cunningham,Clarke	16.71		10.16	3.74	2.81																				2.81											3.74				1.08							
43	40	Maddox,Myles	14.62		7.23		7.39																		7.39																							1.35		

Stein2018 | Stein 2017 | Stein 2016 | Stein 2015 | Stein 2013 | Stein 2012 | Stein 2011 | Stein 2010 | Stein 2009 | Stein 2008 | 08 events | S ...

Ready Accessibility: Unavailable 100%

Bridge Planning: As a Player

Overview: In Excess of A Half a Century

I began playing duplicate bridge in October, 1962 when the University of Detroit Bridge Club took its members to a game in Grosse Pointe Michigan, where I won my first 0.07 masterpoints. I have been playing ever since, in clubs and tournaments all over the country, becoming a Life master, in 1971, and becoming a Platinum Life Master in November, 2011.

Records, Comprehensive Datasets

This section illustrates, with ample example, the record keeping in which one can engage in planning at various geographical scales, global to local, involving various topics. These include all the players I have won masterpoints with, when I first won them, and many I have won with each.

Chronological List of Bridge Partners

Link: CHRON.xls

Chronological List of Bridge Partners

No.	Name	Date	No.	Name	Date	No.	Name	Date
1	Bencher, Dennis	10/20/62	2	DuMouchel, Bill	3/9/63	3	Arlinghaus, Frank	3/29/63
4	Stechschulte, George	4/6/63	5	Wethy, John	4/6/63	6	Buhl, Bill	8/2/63
7	Rose, Rona	8/10/63	8	Huff, Dan	8/17/63	9	Scott, Bob	8/21/63
10	Veale, Foster	9/1/63	11	Reddaway, Elsa	9/6/63	12	Morang, Peg	10/12/63
13	Pearl, Bob	12/26/63	14	Coggan, Sam	6/26/64	15	Buchheister, John	7/12/64
16	Anders,Larry	7/12/64	17	Bandos, Steve	7/14/64	18	Harrigan, Pat	7/23/64
19	Mattheiss, Ted	8/4/64	20	Russell, Lee	8/20/64	21	Hocevar, Don	8/22/64
22	Gurnack, Earl	8/30/64	23	Owens, Gene	9/13/64	24	Newkirk, Dick	9/24/64
25	Berk, Sharon	9/27/64	26	Berk, Ray	9/27/64	27	Pollay, Rick	11/14/64
28	Kibler, Bob	11/22/64	29	Tuer, Betty	6/16/65	30	Arlinghaus, Sandy	9/16/65
31	Prestel, Kathy	1/22/66	32	Friedlander, John	6/24/67	33	Simmons,Ruth	6/29/67
34	Pozner, Ruth	7/12/67	35	Messer, Virginia	7/21/67	36	Cunningham, Steve	7/26/67
37	LaCombe, Gerry	3/2/68	38	Menthen, Liz	4/6/68	39	Jones, Les	10/25/68
40	DeSerio, Jim	7/8/69	41	Thomson, Dave	8/25/69	42	Emke, Bob	1/8/70
43	Menthen, Chuck	4/22/70	44	Obelnicki, Frank	6/16/70	45	Swarthout, Dave	9/15/70
46	Tormey, Madalyn	9/21/70	47	Linto, Bill	9/27/70	48	Rovner, Herb	9/27/70
49	Reed, Jim	10/7/70	50	McGaw, Mike	11/9/70	51	Callam, Alex	2/14/71
52	Chaney, Clerely	4/18/71	53	Karageanes, Jim	4/23/71	54	Kannikal, Joe	7/18/71
55	Curtis, Don	7/25/71	56	Meriwether, Virginia	10/14/71	57	Piehler, Janet	10/28/71
58	Carter, Mike	1/13/72	59	Berger, Dick	1/30/72	60	Tracy, Bob	1/30/72
61	Doran, Dave	2/20/72	62	Crafton, Bob	2/20/72	63	Doran, Petra	2/20/72
64	del Savio, Frank	4/9/72	65	Friedenberg, Barbara	4/9/72	66	Fortunate, Bob	4/20/72
67	Werner, Ken	5/11/72	68	Chandler, Mitch	5/14/72	69	Gardner, Jim	5/14/72
70	Brown, Eddie	5/21/72	71	Mauthner, Tom	6/21/72	72	Humphrey, Jim	8/6/72
73	Hilton, Jim	10/1/72	74	Saulino, Larry	10/1/72	75	Bendure,Mark	2/28/73
76	Landen,Steve	2/28/73	77	Bitterman,Bob	6/5/73	78	Moussiaux,Jackie	9/11/73
79	Thomas,Don	9/15/73	80	Miller(Will),Mary Ann	10/13/73	81	Radcliffe,Charles	10/16/73
82	Gruhn,Gene	10/16/73	83	O'Donnell,Marilyn	10/16/73	84	Plant,Gertrude	10/18/73
85	Williams,Larry	10/21/73	86	Delaney,Tim	12/12/73	87	Everly,Wayne	12/14/73
88	Huber,Virginia	12/18/73	89	Meyers, Ed	12/30/73	90	Horwitz,Ron	1/13/74
91	Cooper,Chuck	3/3/74	92	Hariton,Manya	3/20/74	93	Akturk,Chuckie	3/20/74
94	Bare,Dorean	3/20/74	95	Bricklin,Al	5/18/74	96	Delaney,Elaine	6/3/74
97	Mydloski,Dick	6/3/74	98	Winkler,Anita	6/3/74	99	Richardson,John	7/17/74
100	Oesterle,Charlotte	9/16/74	101	Whitehouse,Dave	9/30/74	102	Burns,Starla	10/15/74
103	Romm,Doris	10/15/74	104	Chiesa, Joe	2/16/75	105	French,Gargi	2/26/75
106	Oesterle,Mike	3/19/75	107	Riordan,Beverly	4/2/75	108	Graham,Mike	4/9/75
109	Benbow,Al	6/22/75	110	Newman,Bert	6/22/75	111	Dickinson,Arline	7/18/75
112	Simmons,Curtis	7/28/75	113	Feldman,Evelyn	8/20/75	114	Phillips,Les	8/20/75
115	Simpson,Al	9/8/75	116	Andrews,Chris	9/22/75	117	Frick,Bob	9/22/75
118	Creed,Harry	10/14/75	119	Shoop,Homer	10/14/75	120	Morningstar,Gershom	10/29/75
121	Huggard,Dick	11/2/75	122	Akturk,Hans	11/2/75	123	Ruby,Marc	11/7/75

Masterpoints, Emphasizes Partners' Role

Link: Bridwk.xls

BRIDGE RECORDS - WILLIAM C. ARLINGHAUS - 1/1/2022

RK	CH NO	PERSON	PTS	PAIR PTS	TEAM PTS	PTR PTS	TRN PTS	CLB PTS	RG PTS	WIN-NERS	WIN PR	WIN TM	WIN PAIR C	TRN	TEAM WINNERS P MTP&M CLB	PTR TOURN	MATE TOURN	POINTS PAIR CLB	TRN	PTR CLUB	MT	TEAM POINTS PTR TOURN	MATE TOURN	RED/GOLD/PLAT PTS PAIR	PTR TEAM	MATE TEAM	
		number of ptrs	718	249	631	339	642	166	515	718	249	631	see pts #		85	176	540	144	169	21	41	198	550	120	161	436	
1	45	SWARTHOUT,Dave	2551.57	380.27	2171.30	1811.81	2544.14	7.43	2241.29	391	81	310	5	76	3	17	191	99	3.44	376.83		3.99	1431.54	735.77	334.71	1298.39	608.19	1811.81
2	225	WEBBER,Bob	1461.94	259.61	1202.33	1111.70	1461.59	0.35	882.55	239	74	165	1	73		12	108	45	0.35	259.26			852.09	350.24	107.00	552.79	222.76	2923.51
3	335	SCHAEFFER,Lynne	1171.23	177.03	994.20	542.67	1170.87	0.36	830.64	171	41	130	1	40		9	61	60	0.36	176.67			365.64	628.56	52.47	204.71	573.46	3466.18
4	274	HIRSCHMAN,Marty	1167.76	33.08	1134.68	234.23	1157.99	9.77	868.93	169	9	160	6	3		18	8	134	9.77	23.31			201.15	933.53	9.43	198.44	661.06	3700.41
5	156	FATKA,Jim	1089.56	80.30	1009.26	383.03	1084.51	5.05	963.19	161	35	126	7	28		9	37	80	5.05	75.25			302.73	706.53	39.86	258.32	665.01	4083.44
6	474	MORGAN,Jacob	943.52		943.52		943.52		943.52	55		55						55						943.52			943.52	4083.44
7	178	TEMKIN,Dick	934.15	29.03	905.12	420.40	933.10	1.05	660.25	144	12	132	1	11		9	43	80	1.05	27.98			391.37	513.75	22.21	316.60	321.44	4503.84
8	104	CHIESA,Joe	892.53	66.10	826.43	422.34	892.53		636.62	149	30	119		30		17	41	61		66.10			356.24	470.19	12.79	246.82	377.01	4926.18
9	569	MELVILLE,James	806.92		806.92	1.24	806.92		806.92	54		54					1	53					1.24	805.68		1.24	805.68	4927.42
10	298	JACOBS,Hans	729.39	128.48	600.91	591.02	729.39		724.32	72	18	54		18		2	43	9		128.48			462.54	138.37	128.48	462.54	133.30	5518.44
11 D	243	**LEON,Phil**	**592.20**	23.35	568.85	33.49	592.20		538.41	70	7	63		7		2	4	57		23.35			10.14	558.71	22.74	8.71	506.96	5551.93
12	268	CRANE,Mike	539.99	49.10	490.89	249.39	536.16	3.83	496.82	80	11	69	4	7		1	20	48	3.83	45.27			200.29	290.60	44.02	192.50	260.30	5801.32
13	591	watkinsSWARTHOUT,Donna	512.99		512.99		512.99		512.99	50		50						50						512.99			512.99	5801.32
14	211	ROSENSTEIN,Irv	476.59	11.05	465.54	14.22	476.59		285.15	82	3	79		3		3	1	75		11.05			3.17	462.37		0.51	284.64	5815.54
15	266	HUSTON,Michael	462.29	9.27	453.02	217.99	462.29		459.44	57	6	51		6		6	13	32		9.27			208.72	244.30	9.27	207.29	242.88	6033.53
16 D	439	**KAYE,Richard**	**458.14**	51.77	406.37	118.32	456.94	1.20	402.14	59	13	46	1	12		2	10	34	1.20	50.57			66.55	339.82	34.92	65.98	301.24	6151.85
17	309	BRYANT,Brenda	457.54	8.45	449.09	362.84	457.54		257.17	79	4	75		4		19	44	12		8.45			354.39	94.70	8.05	179.52	69.60	6514.69
18	209	RUMELHART,Don	438.21	6.17	432.04	71.08	433.94	4.27	337.71	59	5	54	2	3	3	7	8	36	1.50	4.67		2.77	64.91	364.36	0.56	28.51	308.64	6585.77
19 D	60	**TRACY,Bob**	**403.91**	4.22	399.69	119.63	403.91		260.30	73	4	69		4		5	23	41		4.22			115.41	284.28	0.49	59.27	200.54	6705.40
20 D	252	**MADDOX,Marilyn**	**402.10**		402.10		402.10		319.14	65		65						65						402.10			319.14	6705.40
21	253	MADDOX,Myles	392.89	0.65	392.24	0.65	392.24	0.65	307.96	66	1	65	1					65	0.65					392.24			307.96	6706.05
22 D	108	**GRAHAM,Mike**	**387.55**	15.14	372.41	75.50	386.32	1.23	235.92	76	8	68	3	5		4	14	50	1.23	13.91			60.36	312.05	5.76	32.26	197.90	6781.55
23 D	399	**BRENT,Bob**	**382.19**		382.19	134.14	382.19		353.01	27		27				1	7	19					134.14	248.05		134.14	218.87	6915.69
24	231	HUXLEY,Paul	370.62	77.50	293.12	276.17	370.62		188.93	88	26	62		26		2	48	12		77.50			198.67	94.45	29.72	107.45	51.76	7191.86
25	201	ClearyJABBOUR,Sharon	348.77	75.40	273.37	294.69	336.66	12.11	288.84	92	43	49	23	20	3	1	36	9	9.91	65.49	1.56	0.64	217.73	53.44	52.98	185.33	50.53	7486.55
26	269	O'NEIL,Jim	327.65	139.91	187.74	278.60	317.62	10.03	161.21	100	62	38	15	47		1	25	12	10.03	129.88			138.69	49.05	59.97	66.56	34.68	7765.15
27	23	OWENS,Gene	306.71	5.09	301.62	15.56	306.71		218.85	51	3	48		3		2	1	45		5.09			10.47	291.15		4.79	214.06	7780.71
28	396	ELLIS,Brian	297.21	100.36	196.85	262.96	297.21		297.21	48	18	30		18			26	4		100.36			162.60	34.25	100.36	162.60	34.25	8043.67
29	247	PARNES,Gordon	287.52	12.69	274.83	79.10	287.52		229.17	36	4	32		4		6	6	20		12.69			66.41	208.42		53.53	175.64	8122.77
30 D	234	**REMEY MOORE,Joan**	**287.41**	88.33	199.08	153.11	287.41		189.12	67	36	31		36		5	9	17		88.33			64.78	134.30	29.54	46.61	112.97	8275.88
31	248	PARNES,Susan	286.44	3.18	283.26	3.48	286.44		257.69	29	1	28		1		1		27		3.18			0.30	282.96	3.18		254.51	8279.36
32	289	GARDNER,Beverly	284.62	0.39	284.23	22.67	284.62		182.10	37	1	36		1		2	4	30		0.39			22.28	261.95		18.83	163.27	8302.03
33	270	OWENS,Chris	280.67	2.70	277.97	2.96	280.67		203.97	43	1	42		1		1		41		2.70			0.26	277.71	2.70		201.27	8304.99
34	429	CAPPELLI,Robert	278.34	1.04	277.30	76.96	278.34		259.29	28	1	27		1		3	5	19		1.04			75.92	201.38		68.80	190.49	8381.95
35	643	COOK,Bill	253.67	36.92	216.75	114.63	253.67		232.71	35	11	24		11		2	8	14		36.92			77.71	139.04	22.29	71.38	139.04	8496.58
36	110	NEWMAN,Bert	241.40	0.73	240.67	7.40	241.40		202.50	30	1	29		1		2	1	26		0.73			6.67	234.00			202.50	8503.98
37 D	328	**REIMAN,Jim**	**241.25**		241.25	113.26	241.25		241.25	21		21				1	8	12					113.26	127.99		113.26	127.99	8617.24
38	560	DEMARTINO,Rich	240.94	93.31	147.63	213.11	240.94		240.94	23	8	15		8		1	9	5		93.31			119.80	27.83	93.31	119.80	27.83	8830.35
39	281	WINOKUR,Willie	236.33	5.01	231.32	26.36	235.35	0.98	112.24	41	7	34	1	6		5	4	25	0.98	4.03			21.35	209.97		2.75	109.49	8856.71
40 D	15	**BUCHHEISTER,John**	**234.95**	34.70	200.25	153.04	234.16	0.79	139.90	47	11	36	1	10		5	23	8	0.79	33.91			118.34	81.91	22.40	52.37	65.13	9009.75
41	306	WHITE,Ed	228.79	2.16	226.63	2.16	228.79		80.91	60	3	57		3				57		2.16				226.63			80.91	9011.91
42	437	SHERBURN,Robert	227.66		227.66		227.66		227.66	22		22						22						227.66			227.66	9011.91
43	700	HUHMAN,Steven	189.74		189.74	0.84	189.74		188.90	15		15					1	14					0.84	188.90			188.90	9012.75
44	699	HUBERT,Olin	188.90		188.90		188.90		188.90	14		14						14						188.90			188.90	9012.75

BRIDGE PTRS and TM-MATES | ptr pts | alphabetical | chronological | Sheet3 | Sheet4 | Sheet5 | Sheet6 | Sheet7 | Sheet8 | Sheet9 | Sheet ...

Ready Accessibility: Unavailable 100%

Masterpoints, Emphasizes Role of WCA

Link BRID-WCA.XLS

												R/G/P #		pair points			rgp totals	
#	NUM	PARTNER	DATE	PL	EVENT	club	FINISH	PTS	TOT p	TOT PTS		pr	tot	Red	Gold	Plat	pair	all
												R/G/P #		pair points			rgp totals	
#	NUM	PARTNER	DATE	PL	EVENT	club	FINISH	PTS	TOT p	TOT PTS		pr	tot	Red	Gold	Plat	pair	all
1	2	DuMouchel	3/9/63	D	S/L		5S	0.40	0.40	0.47								
2	3	DuMouchel	3/13/63		C	gp	5S	0.45	0.85	0.92								
3	11	Arlinghaus,Frank	7/13/63	MC	S/N		5O	0.30	1.15	4.72								
4	12	Arlinghaus,Frank	7/13/63	MC	S/L		3S	0.40	1.55	5.12								
5	21	Reddaway	9/6/63	W	S/S		1S(3O)	1.50	3.05	11.67								
6	22	DuMouchel	9/8/63	W	S/S		5S	0.30	3.35	11.97								
7	26	DuMouchel	10/19/63	D	R/CO		3S	0.65	4.00	14.87		1	1	0.35			0.35	0.35
8	32	Pearl	3/21/64	MC	S/O(1Q,1)		3SQ	1.00	5.00	18.46								
9	43	Pearl	6/27/64	A	R/O(1Q,1)		3-4SQ	1.25	6.25	23.28		2	2	1.25			1.60	1.60
10	49	Pearl	7/11/64	PH	S/O(1Q,1)		4SQ	0.65	6.90	26.68								
11	50	Pearl	7/12/64	PH	S/M		2S(6O)	0.75	7.65	27.43								
12	61	Pearl	8/1/64	T	N/NM(2Q,1)		2-3SFQ	1.25	8.90	33.73		3	3	2.09			3.69	3.69
13	75	Pearl	9/12/64	W	S/O(1Q,1)		4SQ	0.70	9.60	41.00								
14	78	Pearl	9/19/64	BC	S/CO		3S	0.45	10.05	43.10								
15	80	Pearl	9/26/64	P	S/O(1Q,1)		9-10O(2SQ)	2.00	12.05	48.10								
16	87	Kibler	2/20/65	CH	R/CO(2)	21	2O(1SF,1ST)	9.00	21.05	62.29		4	4	4.50			8.19	8.19
17	88	Kibler	3/20/65	CL	N/O(2Q,2)		2SFQ	2.80	23.85	65.09		5	5	4.68			12.87	12.87
18	92	Pearl	5/1/65	GR	R/O(1Q,1)		2SQ,7S	2.75	26.60	69.94		6	6	2.75			15.62	15.62
19	101	Gurnack	8/12/65	CH	N/S		2-3S	1.04	27.64	77.72		7	8	0.52			16.14	19.91
20	102	Kibler	8/14/65	CH	N/S		5S	0.50	28.14	78.22		8	9	0.25			16.39	20.16
21	103	Kibler	8/14/65	CH	N/NM(2Q,1)		1SFQ	3.00	31.14	81.22		9	10	5.01			21.40	25.17
22	114	Kibler	3/23/67	T	R/M(2)		5ST	0.68	31.82	87.21		10	11	0.68			22.08	25.85
23	115	Kibler	3/25/67	T	R/CO		2S	0.98	32.80	88.19		11	12	0.49			22.57	26.34
24	142	LaCombe	3/2/68	D	S/O(1Q,1)		4SQ	0.70	33.50	96.23								
25	143	DuMouchel	3/10/68	NY	N/CO(2)		2ST	1.40	34.90	97.63		12	13	2.34			24.91	28.68
26	144	Buhl	3/14/68	NY	N/S		5S	0.50	35.40	98.13		13	14	0.25			25.16	28.93
27	145	Menthen,Liz	4/6/68	MC	S/CO		5S	0.30	35.70	98.43								
28	146	Kibler	5/4/68	L	R/CO		3-4S	0.59	36.29	99.02		14	15	0.30			25.46	29.23
29	148	LaCombe	10/12/68	D	R/O(1Q,1)		1SQ	4.00	40.29	103.62		15	16	4.00			29.46	33.23
30	157	LaCombe	2/15/69	BK	S/CO		1S	1.11	41.40	107.47								
31	159	LaCombe	3/22/69	CL	N/O(2Q,2)		4STQ	1.58	42.98	109.35		16	17	1.05	1.58		32.09	35.86
32	162	Buhl	6/21/69	BH	S/O(1Q,1)		3-4SQ	0.82	43.80	111.02								
33	175	Pearl	9/26/69	D	R/M(2)		4ST	1.01	44.81	118.41		17	18	1.01			33.10	36.87
34	179	LaCombe	10/18/69	BH	S/O(1Q,1)		3SQ	1.00	45.81	121.63								
35	180	LaCombe	11/1/69	AH	R/O(1Q,1)		2SQ	2.43	48.24	124.06		18	20		2.43		35.53	40.50
36	181	LaCombe	11/22/69	L	S/CO		1S(6O)	1.15	49.39	125.21								
37	196	LaCombe	2/14/70	BH	S/O(1Q,1)		1S	2.00	51.39	134.77								
38	198	Buhl	2/22/70	D	S/O		2S	1.40	52.79	137.42								
39	201	Emke	3/20/70		C	gp	5O(3S)	1.20	53.99	142.50								
40	208	LaCombe	6/6/70	D	S/O(1Q,1)		3S	0.96	54.95	147.26								
41	210	DeSerio	8/28/70	D	S/M		3S	0.77	55.72	148.53								
42	221	Rose,Rona	10/1/70	D	R/X(2)		5-6SF	0.49	56.21	168.14		19	22	0.49			36.02	42.59
43	222	LaCombe	10/16/70	D	R/M(2)		3-4SF	1.23	57.44	169.37		20	23	1.23			37.25	43.82
44	223	Thomson	10/17/70	D	R/C0		4S	0.59	58.03	169.96		21	24	0.30			37.55	44.12

Trn Pair | Trn Team | r-g-p | Club Pair | Club Team | Ind | Summary | Plat

Ready Accessibility: Unavailable 100%

Tournaments

Link: TOURN.xlsx

Full Tournament Performances - Regionals

site-date	2019	2018	2017	2016	2015	2014	2013	2012	2011	2010	2009	2008	2007	2006	2005	2004	2003	2002	2001	2000	1999	1998	1997	1996	1995	1994	1993	1992
Cleveland-Jan																								7.07				
somba-May	23.67			26.16		37.09	19.77	72.59	65.10	50.59	56.87	59.72	18.95	30.44	27.37	21.80	36.36	43.17	23.63	49.74	22.34	37.83	60.25	40.09	56.10		29.52	
909.15																												
Cleveland-Memday																			52.78	74.62	66.55	46.69	50.53	38.24		21.70		
Midland/Saginaw/BC			12.95		35.64		50.95				48.18				41.17		28.48				49.57		57.07		6.87		18.11	
Toledo/BG				36.56				28.58		47.70		**92.02**		57.78		64.94		56.10		42.66		61.40		48.16		41.02		64.32
641.24																												
Grand Rapids	74.84										50.15	67.06	41.39	37.18	52.93	50.27	55.93	46.59			61.74			66.85				
Lansing					91.35			51.54		57.88										44.45			49.68			38.06		
Kalamazoo			59.29				37.83		**97.68**										61.08			63.69			48.12			11.48
1317.06																												
mba-oct,dec,jan		9.51		68.32			49.53	29.33	74.66	**86.29**	82.50	21.05	33.62	49.21	46.43	39.27	34.45	**74.79**	46.38	58.91	65.94	25.84	34.52	17.18	61.59		47.85	51.30
1108.47										oct	oct	oct	oct	oct	oct	oct	oct	oct	oct	oct	oct	jan	jan	jan	jan		dec	dec
Baton Rouge	9.11				66.80																							
Biloxi				29.69																								
Birmingham,AL		20.78		40.47																								
Champaign			16.38																									
Chattanooga	78.16																											
Chicago-Feb																							19.62					
Chicago-July																				31.83								
Destin,FL	79.09		56.76																									
Fort Wayne																				19.60								
Gatlinburg										21.94																		
Lake Geneva - Apr				4.54	85.45		**109.76**																					
Lake Geneva - Oct				61.13				54.11																				
London						33.00														31.79								
Orange Beach,AL			50.79																									
Pittsburgh																				65.76								
Shreveport,LA		43.98																										
total	**264.87**	**74.27**	**196.17**	**266.87**	**279.24**	**70.09**	**267.84**	**236.15**	**237.44**	**264.40**	**237.70**	**239.85**	**93.96**	**174.61**	**167.90**	**176.28**	**155.22**	**220.65**	**183.87**	**419.36**	**266.14**	**235.45**	**271.67**	**217.59**	**172.68**	**100.78**	**95.48**	**127.10**

Sectionals | Regionals | National-GN | Sheet1

Ready Accessibility: Investigate 100%

Awards

Link. AWARDS.xls

	A	B	C	D	E	F	G	H	I	J
1	Regional Overall Awards									
2	n	B	1	2	3	4	5	6	7	8
3	54	1.066666667	22.40	16.80	12.60	9.45	7.09	5.32	3.99	2.99
4	55	1.083333333	22.75	17.06	12.80	9.60	7.20	5.40	4.05	3.04
5	56	1.1	23.10	17.33	12.99	9.75	7.31	5.48	4.11	3.08
6	57	1.116666667	23.45	17.59	13.19	9.89	7.42	5.56	4.17	3.13
7	58	1.133333333	23.80	17.85	13.39	10.04	7.53	5.65	4.24	3.18
8	59	1.15	24.15	18.11	13.58	10.19	7.64	5.73	4.30	3.22
9	60	1.166666667	24.50	18.38	13.78	10.34	7.75	5.81	4.36	3.27
10	61	1.183269844	24.85	18.64	13.98	10.48	7.86	5.90	4.42	3.32
11	62	1.190331698	25.00	18.75	14.06	10.55	7.91	5.93	4.45	3.34
12	63	1.197280558	25.14	18.86	14.14	10.61	7.96	5.97	4.47	3.36
13	64	1.204119983	25.29	18.96	14.22	10.67	8.00	6.00	4.50	3.38
14	65	1.210853365	25.43	19.07	14.30	10.73	8.05	6.03	4.53	3.39
15	66	1.217483944	25.57	19.18	14.38	10.79	8.09	6.07	4.55	3.41
16	67	1.224014811	25.70	19.28	14.46	10.84	8.13	6.10	4.57	3.43
17	68	1.230448921	25.84	19.38	14.53	10.90	8.18	6.13	4.60	3.45
18	69	1.236789099	25.97	19.48	14.61	10.96	8.22	6.16	4.62	3.47
19	70	1.243038049	26.10	19.58	14.68	11.01	8.26	6.19	4.65	3.48
20	71	1.249198357	26.23	19.67	14.76	11.07	8.30	6.23	4.67	3.50
21	72	1.255272505	26.36	19.77	14.83	11.12	8.34	6.26	4.69	3.52
22	73	1.261262869	26.49	19.86	14.90	11.17	8.38	6.29	4.71	3.54
23	74	1.267171728	26.61	19.96	14.97	11.23	8.42	6.31	4.74	3.55
24	75	1.273001272	26.73	20.05	15.04	11.28	8.46	6.34	4.76	3.57
25	76	1.278753601	26.85	20.14	15.11	11.33	8.50	6.37	4.78	3.58
26	77	1.284430734	26.97	20.23	15.17	11.38	8.53	6.40	4.80	3.60
27	78	1.290034611	27.09	20.32	15.24	11.43	8.57	6.43	4.82	3.62
28	79	1.2955671	27.21	20.41	15.30	11.48	8.61	6.46	4.84	3.63
29	80	1.301029996	27.32	20.49	15.37	11.53	8.64	6.48	4.86	3.65
30	81	1.306425028	27.43	20.58	15.43	11.57	8.68	6.51	4.88	3.66
31	82	1.311753861	27.55	20.66	15.50	11.62	8.72	6.54	4.90	3.68
32	83	1.317018101	27.66	20.74	15.56	11.67	8.75	6.56	4.92	3.69
33	84	1.322219295	27.77	20.82	15.62	11.71	8.79	6.59	4.94	3.71
34	85	1.327358934	27.87	20.91	15.68	11.76	8.82	6.61	4.96	3.72
35	86	1.33243846	27.98	20.99	15.74	11.80	8.85	6.64	4.98	3.74
36	87	1.337459261	28.09	21.06	15.80	11.85	8.89	6.67	5.00	3.75
37	88	1.342422681	28.19	21.14	15.86	11.89	8.92	6.69	5.02	3.76
38	89	1.347330015	28.29	21.22	15.92	11.94	8.95	6.71	5.04	3.78
39	90	1.352182518	28.40	21.30	15.97	11.98	8.98	6.74	5.05	3.79
40	91	1.356981401	28.50	21.37	16.03	12.02	9.02	6.76	5.07	3.80
41	92	1.361727836	28.60	21.45	16.09	12.06	9.05	6.79	5.09	3.82
42	93	1.366422957	28.69	21.52	16.14	12.11	9.08	6.81	5.11	3.83
43	94	1.371067862	28.79	21.59	16.20	12.15	9.11	6.83	5.12	3.84

Sheet1 Sheet2 Sheet3 Sheet4 Sheet5 Sheet6 Sheet7 Sheet8 Sheet9 Sheet10 Sheet11 Sheet12 Sheet13 Sheet14 Shee ...

Ready Accessibility: Unavailable 100%

Ranked Awards

Link. BRIDGE.xlsx

	A	B	C	D	E	G	H	I	J	K	N	O	P	Q	R	S	V	X	Y
1		no.	name	date	pts		CLUB PTS					TOURN PTS						TOTAL	2/1/2019
2	rnk						pair		team mates			pair		team	m	ates	ind		
3	#					#	pts	#	pts	# tot	#	pts	#	pts	#	tot	pts	pts	sums
4	1	2176	Swarthout	6/4,5/08	45.59								943	5598.43	2	2241		7847.80	45.59
5	2	2160	Swarthout	11/23,5/07	45.00								928	5442.91	4	2206		7677.11	90.59
6	3	738	Cleary,Shar.	#######	44.07								123	368.50	2	261		943.01	134.66
7	4	2265	Swarthout	10/16,7/0	41.79								1008	5997.42	4	2402		8370.53	176.45
8	5	2232	Gd/Sw/Bch/J	5/13-14/0	41.01								981	5804.22	3	2338		8110.31	217.46
9	6	1504	Schaeffer	#######	40.63								490	2477.02	4	1115		3593.84	258.09
10	7	2633	Subeck,Stan	10/28,3/1	40.44								1253	8120.69	3	3015		11025.50	298.53
11	8	2694	DeMartino	#######	40.42						839	2764.16						11489.79	338.95
12	9	1112	Webber	#######	38.58								262	951.96	2	549		1957.80	377.53
13	10	2361	Temkin	5/11-12/11	38.10								1079	6476.63	4	2573		8949.74	415.63
14	11	2405	Brent	5/10,1/12	37.90								1109	6830.07	2	2658		9360.96	453.53
15	12	2299	Swarthout	5/10,11/10	36.70								1033	6184.24	4	2462		8600.26	490.23
16	13	2247	Swarthout	7/28-9/09	37.14						712	2064.44						8224.07	527.37
17	14	1869	Cappelli	7/18,9/03	36.08								725	4171.20	2	1707		6149.68	563.45
18	15	1705	Parn/Gl/HirM	4/28,9/01	36.00								620	3412.96	3	1446		5215.83	599.45
19	16	2335	Buchheister	10/22,23/	35.79								1059	6343.21	4	2525		8799.85	635.24
20	17	2378	Temkn/Fatka	8/19,20/1	35.75								1089	6589.15	3	2601		9091.69	670.99
21	18	2454	Swarthout	3/23,4/13	35.71								1143	7126.81	2	2740		9728.12	706.70
22	19	2287	DeMartino	3/16,7/10	33.20								1022	6089.02	4	2436		8503.87	739.90
23	20	2543	Engel	4/28,9/15	33.09								1199	7628.04	4	2886		10388.40	772.99
24	21	2374	Swart/Chiesa	8/15,16/11	32.62								1086	6533.24	4	2592		9032.75	805.61
25	22	2411	Temkin	7/16,17/12	32.05								1115	6894.46	2	2674		9425.35	837.66
26	23	2557	Mori/Chiesa	7/13,4/15	30.98								1211	7749.65	3	2917		10515.53	868.64
27	24	2458	Reiman	4/26,7/13	30.82								1147	7216.80	2	2748		9818.11	899.46
28	25	2381	Brent	10/12,3/11	30.62								1092	6649.40	4	2611		9151.94	930.08
29	26	2487	Temkin	10/14,5/1	30.57								1166	7382.98	4	2797		10027.55	960.65
30	27	2396	DeMartino	3/15-7/12	30.32								1102	6752.34	4	2640		9272.71	990.97
31	28	2518	Ellis	12/2-4/14	30.00						783	2415.16						10244.52	1020.97
32	29	2040	Baum	11/18,19/0	29.41						670	1854.23						6948.28	1050.38
33	30	2407	Chiesa	6/7,8/12	28.58								1111	6860.41	4	2664		9391.30	1078.96
34	31	2171	Swarthout	5/14,5/08	28.57								938	5506.39	4	2231		7755.76	1107.53
35	32	2602	Said	#######	27.85								1232	7942.61	2	2964		10802.16	1135.38
36	33	2426	Temkin	10/23,4/12	27.80								1127	7001.28	2	2706		9553.57	1163.18
37	34	2628	Jacobs	10/17,8/16	27.34								1249	8039.27	4	3003		10941.13	1190.52
38	35	2262	Swarthout	10/12,3/0	27.14								1005	5944.04	4	2393		8317.15	1217.66
39	36	1489	Bryant	6/4/1998	27.00								480	2357.44	2	1090		3823.55	1244.66
40	37	1546	Bryant	#######	27.00								519	2634.09	2	1182		4188.22	1271.66
41	38	1788	Jabbour,Sh.	7/20,1/02	26.99								674	3808.31	4	1585		5694.36	1298.65
42	39	2524	Cook	2/9-10/15	26.94								1188	7548.48	2	2853		10281.77	1325.59
43	40	1226	Bryant;Chies	1/13/1995	26.83								337	1427.42	3	735		2562.71	1352.42
44	41	2455	Reiman	4/22,3/13	26.61								1144	7153.42	2	2742		9754.73	1379.03
45	42	2712	Jacobs	1/25,6/19	26.59								1296	8478.66	2	3110		11628.24	1405.62
46	43	2503	Kozlove	#######	26.55								1178	7442.41	2	2828		10107.65	1432.17
47	44	2037	Swarthout	#######	26.49								832	4805.40	3	1961		6917.26	1458.66
48	45	2711	Jacobs	1/23,4/19	26.44								1295	8452.07	2	3108		11601.65	1485.10
49	45	1814	Webber	#######	26.10								691	3968.80	2	1629		5893.38	1511.20
50	46	2142	Swarthout	7/24,5/07	26.00						691	1940.97						7535.41	1537.20
51	47	2437	Kozlove	11/30-12/	25.95								1135	7055.69	2	2724		9628.08	1563.15
52	48	2597	Jacobs	3/2/2016	25.81						803	2514.41						10757.33	1588.96
53	49	1670	Beijl	9/3/2000	25.57						557	1496.65						5012.40	1614.53
54	50	2336	Huston	#######	25.57								1060	6368.78	2	2527		8825.42	1640.10
55	51	2360	Jacobs	5/9-10/11	25.46								1078	6438.53	4	2569		8911.64	1665.56
56	52	1405	Webber	#######	25.43								431	2038.85	2	974		3417.56	1690.99

masterpoints | ranked awards | distribution | Sheet3 | Sheet4 | Sheet5 | Sheet6 | Sheet7 | Sheet8 | Sheet9 | Sheet10 | Sheet11 | Sheet12 ...

Ready Accessibility: Good to go 75%

Yearly Summary

Link: YEARLY.XLS

	A	B	C	D	E	F	G	H	I	J	K	L	M	N	O	P	Q	R
1	#	year	JAN	FEB	MAR	APR	MAY	JUN	JUL	AUG	SEP	OCT	NOV	DEC	TOTAL	run tot		
87	2637	1962-2016	571.49	697.87	965.05	528.04	1519.68	1381.33	1286.65	1533.49	168.58	1436.32	619.05	371.38	11079.93			
88	4298	09-16 bbo	267.49	240.80	85.39	193.75	224.43	139.31	158.07	129.28	178.24	160.85	133.84	191.81	2103.26			6.98
89	41	2017	56.76	7.38	76.00		16.38	12.95	12.00	62.34	7.77	2.93	19.08	12.12	285.71	11365.64		12.00
90	745	2017 bbo	55.08	66.56	20.70	40.36	37.95	32.39	10.75	14.09	35.41	32.81	33.42	16.49	396.01	2499.27	13864.91	
91	2017 bbo-not acbl								0.53		165.46	166.24	178.48	134.99	645.70			664.68
92	29	2018	43.98	14.41	68.55				34.97	1.06		9.51	7.83		180.31	11545.95		3.23
93	243	2018 bbo	8.33	7.53	3.67	19.39	4.53	5.61	17.48	2.92	12.09	9.40	14.49	22.16	127.60	2626.87	14172.82	
94	2018 bbo-not acbl		137.78	178.53	109.13	165.91	140.25	158.60	194.79	196.08	181.31	157.51	143.92	169.42	1933.23			2601.14
95	30	2019	88.20	58.87	51.30		23.67		25.41	74.84	61.88	26.72	11.28	7.95	430.12	11976.07		6.51
96	119	2019 bbo	10.39	14.42	5.94	10.70	8.40	7.73	2.47	5.10	2.03	6.46	2.18	5.24	81.06	2707.93	14684.00	
97	2019 bbo-not acbl		143.35	137.07	113.78	137.11	97.79	123.67	140.72	97.56	107.70	130.80	45.06	116.45	1391.06			3998.71
98		2020	42.69	15.19	8.85				1.05				3.30		71.08	12047.15		7.43
99		2020 bbo	4.31	4.98	4.23	1.40	6.54	10.22	8.68	7.36	1.83	1.44	7.26	1.83	60.08	2768.01	14815.16	
100	2020 bbo-not acbl		114.04	98.79	102.93	164.54	171.31	137.19	149.04	163.33	116.98	106.52	147.58	70.59	1542.84			5548.98
101		2021			2.25				2.78				3.53		8.56	12055.71		8.56
102		2021 bbo	3.06	1.83	0.32	2.88	2.58	1.22	1.26	1.07			0.90	1.35	16.47	2784.48	14840.19	
103	2021 bbo-not acbl		69.68	91.06	99.61	67.00	90.30	105.30	112.58	80.65	91.64	71.40	118.26	105.61	1103.09			6660.63
104	100	2017-2021	231.63	95.85	206.95	0.00	40.05	12.95	76.21	138.24	69.65	39.16	45.02	20.07	975.78			
105																		
106	2737	1962-2021	803.12	793.72	1172.00	528.04	1559.73	1394.28	1362.86	1671.73	238.23	1475.48	664.07	391.45	12055.71			

Years | Cumulative | month by month | Yearly Rank | Yearly Leaders | Sheet6 | Sheet7 | Sheet8 | Sheet9 | Sheet10 | Sheet11 | Sheet12

Blue Ribbon Qualifications

Link BLUERIB.XLS

	A	B	C	D	E	F	G	H	I	J	K	L
1			Blue Ribbon Qualifications - Wins									
2	no.	number	date(s)	partner/mates	trn	location	event		results		entry	pts
1			Blue Ribbon Qualifications - Wins									
2	no.	number	date(s)	partner/mates	trn	location	event		results		entry	pts
3	1	738	5/15/83	Sharon Cleary	Wolverine	Southfield	Open Swiss	+135/-43 imps	128/160 vp	8w-0l	160 teams	44.07
4				John Cleary-Don Rumelhart								
5	2	1042	5/16/89	Jim O'Neil	Wolverine	Southfield	Men's Swiss	+154/-57 imps	6.75 w	1.25 l	16 teams	9.54
6				Wayne Hascall-Bob Webber								
7	3	1112	6/14/92	Bob Webber	BlackSwamp	Bowl.Green	FltA Swiss	+163/-70 imps	183/240 vp	7w-1l	20(+69,12)	38.58
8				MartyHirschman-Sam Hirschman								
9	4	1126	12/2/92	Hans Jacobs	Motor City	Dearborn	Strat Swiss	+194/-55 imps	208/240 vp	8w-0l	(11,23,9)	24.30
10				Colin Revill-Ed White								
11	5	1226	1/12-13/95	Bryant.75/Chiesa.25	Motor City	Dearborn	hcp KO	+242/-186	imps	9 tms	(+31)	26.83
12				Chiesa, Chris Owens-Gene Owens								
13	6	1242	5/31-6/3	RemeyMoore/Chiesa	Wolverine	Southfield	morning KO	+179/-167imps		9 tms	(+16)	20.70
14			1995	Jim Fatka;Irv Rosenstein-Dick Temkin								
15	7	1318	5/14-15/96	Bryant.5/Webber.5	Wolverine	Novi	KO	+280/-142imps		9 tms	(+12)	19.17
16				Brenda Bryant,Bob Webber,Howard Weiner-Judi Weiner								
17	8	1337	7/15-16/96	Mike Huston	Great Lakes	Grd.Rapids	KO	+291/-148imps		12 tms	(+10,9)	24.53
18				Jim Fatka-Gary Hann								
19	9	1338	7/17-18/96	Gary Hann	Great Lakes	Grd.Rapids	KO	+205/-116imps		9 tms	(+14,9)	23.77
20				Hjordis Eythorsdottir-Jakob Kristinsson;Sharon Cleary-Zeke Jabbour								
21	10	1403	5/15-16/97	Joe Chiesa	Wolverine	Warren	hcp KO	+161/-82 imps		9 tms	(+9,8)	21.47
22				Jim Fatka-Gary Hann;Beverly Gardner-Tom Gardner								
23	11	1405	05/18/97	Bob Webber	Wolverine	Warren	FltA Swiss	+167/-63 imps	116/160 vp	25 tms	(12,13)	25.43
24				Bob Crafton-Howard Weiner							+40	
25	12	1409	5/24-25/97	Sam Hirschman	All-American	Cleveland	hcp KO	+268/-173imps		9 tms	9 br.1 +	24.73
26				Debbie Bennett-Hans Jacobs			bracket 2				(16,16,16)	
27	13	1414	6/19-20/97	Joe Chiesa	Great Lakes	Midland	KO	+287/-160imps		9 tms	(+12)	19.17
28				Jim Fatka-Gary Hann								
29	14	1416	06/22/97	Bob Webber	Great Lakes	Midland	FltA Swiss	+175/-35 imps	186/210 vp	18 tms	(+19,4)	17.85
30				Irv Rosenstein-Dick Temkin								
31	15	1419	07/10/97	Dick Temkin	Capitol City	Lansing	strat pair	108/146/68.6	11/1	44 prs	24a,20b	17.15
32								../120.56/55.8	11/3	+34 sr		
33	16	1421	7/9-12/97	Bob Webber/Tracy	Capitol City	Lansing	eveKO	+163/-109imps		9 tms	+9	18.40
34				Bob Tracy-Chris Owens-Gene Owens			others	+59/-23				
35	17	1490	06/09/98	Bob Webber	BlackSwamp	Bowl Green	strat pair	156/203/65.1		18/1	36 open	15.05
36								156/163.05/53	363.05	18/8	30 women	
37	18	1504	7/27-30/98	Lynne Schaeffer	NABC	Chicago	morning KO	+192/-111imps		16 tms	(+59)	40.63
38				Marty Hirschman,Bobbie Marcus, Gordon Parnes,Susan Parnes								
39	19	1509	8/19-20/98	Mike Huston	Great Lakes	Kalamazoo	KO	+237/-91 imps		10 tms	+12,9	23.77
40				Jiun-Ming Chen-Yifan Yang;Paul Stern-Bob Webber								

Regl wins | Regl 2nd | National | Swiss Wins | BRpts-mts | yearly | Platinum | Sheet6 | Sheet7 | Sheet8 | Sheet9 | Sheet10 | Sheet11 | S ...

Ready Accessibility: Unavailable 100%

Clubs Played In

Link CLUBS.XLS

Masterpoints in Clubs - November 9, 2018

rank	abbrev.	name	location	club #	club pts	trn #	trn pts	total pts	other abbrev.
1	GP(x)	Pointe Bridge Center	GP Woods, MI	178	106.10	16	26.43	132.53	
2	AA	Ann Arbor Bridge Club	Ann Arbor, MI	203	88.23	27	31.28	119.51	ch,bw,bh,bw(bh)
3	BC	Bridge Connection	Farm. Hills, MI	28	28.03	9	18.45	46.48	
4	UM(x)	University DBC	Ann Arbor, MI	8	4.48	7	35.96	40.44	mu,ml
5	WCC	Women's City Club	Ann Arbor, MI	10	11.05	11	22.83	33.88	wcc-th
6	QC	Queen City BC	Meridian,MS	13	12.78	1	1.23	14.01	
7	WM	War Memorial	GP Farms, MI	13	7.40	2	4.00	11.40	
8	N(x)	Northland	Southfield, MI	21	9.37			9.37	
9	CC	Clintonville Club	Columbus, OH	9	3.17	2	4.85	8.02	
10	B	Buckman's	Toronto, ONT	26	7.29			7.29	
11	M(x)	Metropolitan BS	Oak Park, MI	8	5.72			5.72	
12	NSBC	North Shore BC	Evanston, IL	4	1.92	3	3.74	5.66	alpha
13	OP	Oak Park Bridge Club	Oak Park, MI	1	3.25	1	2.00	5.25	
14	BRN	Burns Park Senior Ctr	Ann Arbor, MI	2	1.85	2	2.20	4.05	
15	P&P	Pay and Play	Southfield, MI			1	3.50	3.50	
16	ELK	Elks Club	Warren, MI			1	3.48	3.48	
17	PP	Park Place	Chicago, IL	1	0.96	2	2.35	3.31	
18	WN	Windsor Knickerbocker	Windsor, ONT	6	3.00			3.00	
19	NS	North Side BC	Chicago, IL	2	0.96	1	1.77	2.73	
20	IH	International House	Chicago, IL	3	2.19			2.19	
21	K(x)	Knickerbocker	Detroit, MI	2	2.00			2.00	
22	LTY	Leaning Tower YMCA	Chicago, IL	3	1.88			1.88	
23	C(x)	Cambridge Hall	Detroit, MI	4	1.70			1.70	
24	PCC	Plymouth Cultural Ctr.	Plymouth, MI	1	0.17	2	1.41	1.58	
25	NN	Near North BC	Chicago, IL	2	1.56			1.56	
26	JBA	Jackson Bridge Assn	Jackson,MS			2	1.45	1.45	
27	BS	The Bridge Studio	Chicago, IL	1	1.20			1.20	
28	DREC	Dearborn Rec. BC	Dearborn, MI			1	1.17	1.17	
29	UC	University of Chicago	Chicago, IL	1	1.15			1.15	
30	LT	Little Trumps	Clawson, MI	1	1.00			1.00	
31	KW	Kenwood BC	Detroit, MI			1	0.92	0.92	
32	GLCC	Great Lakes Cruise	Ann Arbor, MI	3	0.90			0.90	
33	T	Troy Comm.Center	Troy, MI			1	0.88	0.88	
34	SCC	Soutfield Civic Center	Southfield, MI			1	0.84	0.84	
35	CL(x)	Center Line BC	Center Line, MI	2	0.73			0.73	
36	BA(x)	Black Angus	Mt.Clemens, MI	1	0.66			0.66	
37	R(x)	Rem-Tel	Southfield, MI	1	0.66			0.66	
38	ERIE	Erie BA	Erie, PA	1	0.65			0.65	
39	A	Ambassador DBC	Windsor, ONT	1	0.55			0.55	
40	DR	Downriver YMCA	Wyandotte, MI	1	0.54			0.54	

Records, Annual Datasets

Yearly Masterpoints, Emphasizes Partners

Link. BRID2022.xls

BRIDGE RECORDS - WILLIAM C. ARLINGHAUS - 1/1/2022

RK		CH NO	PERSON	PTS	PAIR PTS	TEAM PTS	PTR PTS	TRN PTS	CLB PTS	RG PTS	WIN-NERS	WIN PR	WIN TM	WIN PAIR C	WIN TEAM TRN	TEAM WINNERS P MTP CLB	TEAM WINNERS PAIR TOURN	TEAM WINNERS PTR TOURN	TEAM WINNERS MATE TOURN	POINTS PAIR CLB	POINTS PAIR TRN	TEAM POINTS PTR CLUB	TEAM POINTS MT	TEAM POINTS PTR TOURN	TEAM POINTS MATE TOURN	RED/GOLD/PLAT PTS PAIR	RED/GOLD/PLAT PTS PTR TEAM	RED/GOLD/PLAT PTS MATE TEAM	
			number of ptrs	718	249	631	339	642	166	515	718	249	631	see pts #		85	176	540	144	169	21	41	198	550	120	161	436		
1		45	SWARTHOUT,Dave	2551.57	380.27	2171.30	1811.81	2544.14	7.43	2241.29	391	81	310	5	76	3	17	191	99	3.44	376.83		3.99	1431.54	735.77	334.71	1298.39	608.19		1811.81
2		225	WEBBER,Bob	1461.94	259.61	1202.33	1111.70	1461.59	0.35	882.55	239	74	165	1	73		12	108	45	0.35	259.26			852.09	350.24	107.00	552.79	222.76		2923.51
3		335	SCHAEFFER,Lynne	1171.23	177.03	994.20	542.67	1170.87	0.36	830.64	171	41	130	1	40		9	61	60	0.36	176.67			365.64	628.56	52.47	204.71	573.46		3466.18
4		274	HIRSCHMAN,Marty	1167.76	33.08	1134.68	234.23	1157.99	9.77	868.93	169	9	160	6	3		18	8	134	9.77	23.31			201.15	933.53	9.43	198.44	661.06		3700.41
5		156	FATKA,Jim	1089.56	80.30	1009.26	383.03	1084.51	5.05	963.19	161	35	126	7	28		9	37	80	5.05	75.25			302.73	706.53	39.86	258.32	665.01		4083.44
6		474	MORGAN,Jacob	943.52		943.52		943.52		943.52	55		55					55						943.52			943.52		4083.44
7		178	TEMKIN,Dick	934.15	29.03	905.12	420.40	933.10	1.05	660.25	144	12	132	1	11		9	43	80	1.05	27.98			391.37	513.75	22.21	316.60	321.44		4503.84
8		104	CHIESA,Joe	892.53	66.10	826.43	422.34	892.53		636.62	149	30	119		30		17	41	61		66.10			356.24	470.19	12.79	246.82	377.01		4926.18
9		569	MELVILLE,James	806.92		806.92	1.24	806.92		806.92	54		54					1	53					1.24	805.68		1.24	805.68		4927.42
10		298	JACOBS,Hans	729.39	128.48	600.91	591.02	729.39		724.32	72	18	54		18		2	43	9		128.48			462.54	138.37	128.48	462.54	133.30		5518.44
11	D	243	LEON,Phil	592.20	23.35	568.85	33.49	592.20		538.41	70	7	63		7		2	4	57		23.35			10.14	558.71	22.74	8.71	506.96		5551.93
12		268	CRANE,Mike	539.99	49.10	490.89	249.39	536.16	3.83	496.82	80	11	69	4	7		1	20	48	3.83	45.27			200.29	290.60	44.02	192.50	260.30		5801.32
13		591	watkinsSWARTHOUT,Donna	512.99		512.99		512.99		512.99	50		50						50						512.99			512.99		5801.32
14		211	ROSENSTEIN,Irv	476.59	11.05	465.54	14.22	476.59		285.15	82	3	79		3		3	1	75		11.05			3.17	462.37		0.51	284.64		5815.54
15		266	HUSTON,Michael	462.29	9.27	453.02	217.99	462.29		459.44	57	6	51		6		6	13	32		9.27			208.72	244.30	9.27	207.29	242.88		6033.53
16	D	439	KAYE,Richard	458.14	51.77	406.37	118.32	456.94	1.20	402.14	59	13	46	1	12		2	10	34	1.20	50.57			66.55	339.82	34.92	65.98	301.24		6151.85
17		309	BRYANT,Brenda	457.54	8.45	449.09	362.84	457.54		257.17	79	4	75		4		19	44	12		8.45			354.39	94.70	8.05	179.52	69.60		6514.69
18		209	RUMELHART,Don	438.21	6.17	432.04	71.08	433.94	4.27	337.71	59	5	54	2	3	3	7	8	36	1.50	4.67	2.77		64.91	364.36	0.56	28.51	308.64		6585.77
19	D	60	TRACY,Bob	403.91	4.22	399.69	119.63	403.91		260.30	73	4	69		4		5	23	41		4.22			115.41	284.28	0.49	59.27	200.54		6705.40
20	D	252	MADDOX,Marilyn	402.10		402.10		402.10		319.14	65		65						65						402.10			319.14		6705.40
21		253	MADDOX,Myles	392.89	0.65	392.24	0.65	392.24	0.65	307.96	66	1	65	1					65	0.65					392.24			307.96		6706.05
22	D	108	GRAHAM,Mike	387.55	15.14	372.41	75.50	386.32	1.23	235.92	76	8	68	3	5		4	14	50	1.23	13.91			60.36	312.05	5.76	32.26	197.90		6781.55
23	D	399	BRENT,Bob	382.19		382.19	134.14	382.19		353.01	27		27				1	7	19					134.14	248.05		134.14	218.87		6915.69
24		231	HUXLEY,Paul	370.62	77.50	293.12	276.17	370.62		188.93	88	26	62		26		2	48	12		77.50			198.67	94.45	29.72	107.45	51.76		7191.86
25		201	ClearyJABBOUR,Sharon	348.77	75.40	273.37	294.69	336.66	12.11	288.84	92	43	49	23	20	3 1		36	9	9.91	65.49	1.56	0.64	217.73	53.44	52.98	185.33	50.53		7486.55
26		269	O'NEIL,Jim	327.65	139.91	187.74	278.60	317.62	10.03	161.21	100	62	38	15	47		1	25	12	10.03	129.88			138.69	49.05	59.97	66.56	34.68		7765.15
27		23	OWENS,Gene	306.71	5.09	301.62	15.56	306.71		218.85	51	3	48		3		2	1	45		5.09			10.47	291.15		4.79	214.06		7780.71
28		396	ELLIS,Brian	297.21	100.36	196.85	262.96	297.21		297.21	48	18	30		18			26	4		100.36			162.60	34.25	100.36	162.60	34.25		8043.67
29		247	PARNES,Gordon	287.52	12.69	274.83	79.10	287.52		229.17	36	4	32		4		6	6	20		12.69			66.41	208.42		53.53	175.64		8122.77
30	D	234	REMEY MOORE,Joan	287.41	88.33	199.08	153.11	287.41		189.12	67	36	31		36		5	9	17		88.33			64.78	134.30	29.54	46.61	112.97		8275.88
31		248	PARNES,Susan	286.44	3.18	283.26	3.48	286.44		257.69	29	1	28		1		1		27		3.18			0.30	282.96	3.18		254.51		8279.36
32		289	GARDNER,Beverly	284.62	0.39	284.23	22.67	284.62		182.10	37	1	36		1		2	4	30		0.39			22.28	261.95		18.83	163.27		8302.03
33		270	OWENS,Chris	280.67	2.70	277.97	2.96	280.67		203.97	43	1	42		1		1		41		2.70			0.26	277.71	2.70		201.27		8304.99
34		429	CAPPELLI,Robert	278.34	1.04	277.30	76.96	278.34		259.29	28	1	27		1		3	5	19		1.04			75.92	201.38		68.80	190.49		8381.95
35		643	COOK,Bill	253.67	36.92	216.75	114.63	253.67		232.71	35	11	24		11		2	8	14		36.92			77.71	139.04	22.29	71.38	139.04		8496.58
36		110	NEWMAN,Bert	241.40	0.73	240.67	7.40	241.40		202.50	30	1	29		1		2	1	26		0.73			6.67	234.00			202.50		8503.98
37	D	328	REIMAN,Jim	241.25		241.25	113.26	241.25		241.25	21		21				1	8	12					113.26	127.99		113.26	127.99		8617.24
38		560	DEMARTINO,Rich	240.94	93.31	147.63	213.11	240.94		240.94	23	8	15		8		1	9	5		93.31			119.80	27.83	93.31	119.80	27.83		8830.35
39		281	WINOKUR,Willie	236.33	5.01	231.32	26.36	235.35	0.98	112.24	41	7	34	1	6		5	4	25	0.98	4.03			21.35	209.97		2.75	109.49		8856.71
40	D	15	BUCHHEISTER,John	234.95	34.70	200.25	153.04	234.16	0.79	139.90	47	11	36	1	10		5	23	8	0.79	33.91			118.34	81.91	22.40	52.37	65.13		9009.75
41		306	WHITE,Ed	228.79	2.16	226.63	2.16	228.79		80.91	60	3	57		3				57		2.16				226.63			80.91		9011.91
42		437	SHERBURN,Robert	227.66		227.66		227.66		227.66	22		22						22						227.66			227.66		9011.91
43		700	HUHMAN,Steven	189.74		189.74	0.84	189.74		188.90	15		15					1	14					0.84	188.90			188.90		9012.75
44		699	HUBERT,Olin	188.90		188.90		188.90		188.90	14		14						14						188.90			188.90		9012.75

BRIDGE PTRS and TM-MATES | ptr pts | alphabetical | chronological | Sheet3 | Sheet4 | Sheet5 | Sheet6 | Sheet7 | Sheet8 | Sheet9 | Sheet ...

Ready Accessibility: Unavailable 100%

Link BRID2021.xls

A	B	C	D	E	F	G	H	I	J	K	L	M	N	O	P	Q	R	S	T	U	V	W	X	Y	Z	AA	AB	AC	AD	AF
1				BRIDGE RECORDS - WILLIAM C. ARLINGHAUS - 1/1/2021											BRIDGE RECORDS - WILLIAM C. ARLINGHAUS - 1/1/2021															
2			number of ptrs	718	249	631	339	642	166	515	718	249	631		see pts #			85	176	540	144	169	21	41	198	550	120	161	436	
3															WIN		TEAM	WINNERS			POINTS				TEAM POINTS		RED/GOLD/PLAT PTS			
4		CH			PAIR	TEAM	PTR	TRN	CLB	RG	WIN-	WIN	WIN		PAIR		P MT	PAIR	PTR	MATE	PAIR		PTR	MT	PTR	MATE	PTR	MATE		
5	RK	NO	PERSON	PTS	PTS	PTS	PTS	PTS	PTS	PTS	NERS	PR	TM	C	TRN	CLB		TOURN			CLB	TRN	CLUB		TOURN		PAIR	TEAM	TEAM	
6	1	45	SWARTHOUT,Dave	2551.57	380.27	2171.30	1811.81	2544.14	7.43	2241.29	391	81	310	5	76	3	17	191	99	3.44	376.83		3.99	1431.54	735.77	334.71	1298.39	608.19		1811.81
7	2	225	WEBBER,Bob	1461.94	259.61	1202.33	1111.70	1461.59	0.35	882.55	239	74	165	1	73		12	108	45	0.35	259.26			852.09	350.24	107.00	552.79	222.76		2923.51
8	3	335	SCHAEFFER,Lynne	1171.23	177.03	994.20	542.67	1170.87	0.36	830.64	171	41	130	1	40		9	61	60	0.36	176.67			365.64	628.56	52.47	204.71	573.46		3466.18
9	4	274	HIRSCHMAN,Marty	1167.76	33.08	1134.68	234.23	1157.99	9.77	868.93	169	9	160	6	3		18	8	134	9.77	23.31			201.15	933.53	9.43	198.44	661.06		3700.41
10	5	156	FATKA,Jim	1089.56	80.30	1009.26	383.03	1084.51	5.05	963.19	161	35	126	7	28		9	37	80	5.05	75.25			302.73	706.53	39.86	258.32	665.01		4083.44
11	6	474	MORGAN,Jacob	943.52		943.52		943.52		943.52	55		55						55						943.52			943.52		4083.44
12	7	178	TEMKIN,Dick	934.15	29.03	905.12	420.40	933.10	1.05	660.25	144	12	132	1	11		9	43	80	1.05	27.98			391.37	513.75	22.21	316.60	321.44		4503.84
13	8	104	CHIESA,Joe	892.53	66.10	826.43	422.34	892.53		636.62	149	30	119		30		17	41	61		66.10			356.24	470.19	12.79	246.82	377.01		4926.18
14	9	569	MELVILLE,James	806.92		806.92	1.24	806.92		806.92	54		54					1	53						1.24	805.68		1.24	805.68		4927.42
15	10	298	JACOBS,Hans	729.39	128.48	600.91	591.02	729.39		724.32	72	18	54		18		2	43	9		128.48			462.54	138.37	128.48	462.54	133.30		5518.44
16	11 D	243	LEON,Phil	592.20	23.35	568.85	33.49	592.20		538.41	70	7	63		7		2	4	57		23.35			10.14	558.71	22.74	8.71	506.96		5551.93
17	12	268	CRANE,Mike	539.99	49.10	490.89	249.39	536.16	3.83	496.82	80	11	69	4	7		1	20	48	3.83	45.27			200.29	290.60	44.02	192.50	260.30		5801.32
18	13	591	watkinsSWARTHOUT,Donna	512.99		512.99		512.99		512.99	50		50						50						512.99			512.99		5801.32
19	14	211	ROSENSTEIN,Irv	476.59	11.05	465.54	14.22	476.59		285.15	82	3	79		3		3	1	75		11.05			3.17	462.37		0.51	284.64		5815.54
20	15	266	HUSTON,Michael	462.29	9.27	453.02	217.99	462.29		459.44	57	6	51		6		6	13	32		9.27			208.72	244.30	9.27	207.29	242.88		6033.53
21	16 D	439	KAYE,Richard	458.14	51.77	406.37	118.32	456.94	1.20	402.14	59	13	46	1	12		2	10	34	1.20	50.57			66.55	339.82	34.92	65.98	301.24		6151.85
22	17	309	BRYANT,Brenda	457.54	8.45	449.09	362.84	457.54		257.17	79	4	75		4		19	44	12		8.45			354.39	94.70	8.05	179.52	69.60		6514.69
23	18	209	RUMELHART,Don	438.21	6.17	432.04	71.08	433.94	4.27	337.71	59	5	54	2	3	3	7	8	36	1.50	4.67		2.77	64.91	364.36	0.56	28.51	308.64		6585.77
24	19 D	60	TRACY,Bob	403.91	4.22	399.69	119.63	403.91		260.30	73	4	69		4		5	23	41		4.22			115.41	284.28	0.49	59.27	200.54		6705.40
25	20 D	252	MADDOX,Marilyn	402.10		402.10		402.10		319.14	65		65						65						402.10			319.14		6705.40
26	21	253	MADDOX,Myles	392.89	0.65	392.24	0.65	392.24	0.65	307.96	66	1	65	1					65	0.65					392.24			307.96		6706.05
27	22 D	108	GRAHAM,Mike	387.55	15.14	372.41	75.50	386.32	1.23	235.92	76	8	68	3	5		4	14	50	1.23	13.91			60.36	312.05	5.76	32.26	197.90		6781.55
28	23 D	399	BRENT,Bob	382.19		382.19	134.14	382.19		353.01	27		27				1	7	19					134.14	248.05		134.14	218.87		6915.69
29	24	231	HUXLEY,Paul	370.62	77.50	293.12	276.17	370.62		188.93	88	26	62		26		2	48	12		77.50			198.67	94.45	29.72	107.45	51.76		7191.86
30	25	201	ClearyJABBOUR,Sharon	348.77	75.40	273.37	294.69	336.66	12.11	288.84	92	43	49	23	20	3	1	36	9	9.91	65.49	1.56	0.64	217.73	53.44	52.98	185.33	50.53		7486.55
31	26	269	O'NEIL,Jim	327.65	139.91	187.74	278.60	317.62	10.03	161.21	100	62	38	15	47		1	25	12	10.03	129.88			138.69	49.05	59.97	66.56	34.68		7765.15
32	27	23	OWENS,Gene	306.71	5.09	301.62	15.56	306.71		218.85	51	3	48		3		2	1	45		5.09			10.47	291.15		4.79	214.06		7780.71
33	28	396	ELLIS,Brian	297.21	100.36	196.85	262.96	297.21		297.21	48	18	30		18			26	4		100.36			162.60	34.25	100.36	162.60	34.25		8043.67
34	29	247	PARNES,Gordon	287.52	12.69	274.83	79.10	287.52		229.17	36	4	32		4		6	6	20		12.69			66.41	208.42		53.53	175.64		8122.77
35	30 D	234	REMEY MOORE,Joan	287.41	88.33	199.08	153.11	287.41		189.12	67	36	31		36		5	9	17		88.33			64.78	134.30	29.54	46.61	112.97		8275.88
36	31	248	PARNES,Susan	286.44	3.18	283.26	3.48	286.44		257.69	29	1	28		1		1		27		3.18			0.30	282.96	3.18		254.51		8279.36
37	32	289	GARDNER,Beverly	284.62	0.39	284.23	22.67	284.62		182.10	37	1	36		1		2	4	30		0.39			22.28	261.95		18.83	163.27		8302.03
38	33	270	OWENS,Chris	280.67	2.70	277.97	2.96	280.67		203.97	43	1	42		1		1		41		2.70			0.26	277.71	2.70		201.27		8304.99
39	34	429	CAPPELLI,Robert	278.34	1.04	277.30	76.96	278.34		259.29	28	1	27		1		3	5	19		1.04			75.92	201.38		68.80	190.49		8381.95
40	35	643	COOK,Bill	253.67	36.92	216.75	114.63	253.67		232.71	35	11	24		11		2	8	14		36.92			77.71	139.04	22.29	71.38	139.04		8496.58
41	36	110	NEWMAN,Bert	241.40	0.73	240.67	7.40	241.40		202.50	30	1	29		1		2	1	26		0.73			6.67	234.00			202.50		8503.98
42	37 D	328	REIMAN,Jim	241.25		241.25	113.26	241.25		241.25	21		21				1	8	12					113.26	127.99		113.26	127.99		8617.24
43	38	560	DEMARTINO,Rich	240.94	93.31	147.63	213.11	240.94		240.94	23	8	15		8		1	9	5		93.31			119.80	27.83	93.31	119.80	27.83		8830.35
44	39	281	WINOKUR,Willie	236.33	5.01	231.32	26.36	235.35	0.98	112.24	41	7	34	1	6		5	4	25	0.98	4.03			21.35	209.97		2.75	109.49		8856.71
45	40 D	15	BUCHHEISTER,John	234.95	34.70	200.25	153.04	234.16	0.79	139.90	47	11	36	1	10		5	23	8	0.79	33.91			118.34	81.91	22.40	52.37	65.13		9009.75
46	41	306	WHITE,Ed	228.79	2.16	226.63	2.16	228.79		80.91	60	3	57		3				57		2.16				226.63			80.91		9011.91
47	42	437	SHERBURN,Robert	227.66		227.66		227.66		227.66	22		22						22						227.66			227.66		9011.91
48	43	700	HUHMAN,Steven	189.74		189.74	0.84	189.74		188.90	15		15					1	14					0.84	188.90			188.90		9012.75
49	44	699	HUBERT,Olin	188.90		188.90		188.90		188.90	14		14						14						188.90			188.90		9012.75

BRIDGE PTRS and TM-MATES | ptr pts | alphabetical | chronological | Sheet3 | Sheet4 | Sheet5 | Sheet6 | Sheet7 | Sheet8 | Sheet9 | Sheet ...

Ready Accessibility: Unavailable 100%

Link BRID2020.xls

	A	B	C	D	E	F	G	H	I	J	K	L	M	N	O	P	Q	R	S	T	U	V	W	X	Y	Z	AA	AB	AC	AD	AE	AF
1					BRIDGE RECORDS - WILLIAM C. ARLINGHAUS - 1/1/2020											BRIDGE RECORDS - WILLIAM C. ARLINGHAUS - 1/1/2020																
2				number of ptrs	718	249	631	338	642	166	515	718	249	631		see pts #			85	175	540	144	169	21	41	197	550	120	161	436		
3																WIN		TEAM	WINNERS			POINTS				TEAM POINTS			RED/GOLD/PLAT PTS			
4			CH			PAIR	TEAM	PTR	TRN	CLB	RG	WIN-	WIN	WIN		PAIR		P MT	PAIR	PTR	MATE	PAIR		PTR	MT	PTR	MATE		PTR	MATE		
5	RK		NO	PERSON	PTS	PTS	PTS	PTS	PTS	PTS	PTS	NERS	PR	TM		C TRN		CLB		TOURN		CLB	TRN		CLUB	TOURN		PAIR	TEAM	TEAM		
6	1		45	SWARTHOUT,Dave	2551.57	380.27	2171.30	1811.81	2544.14	7.43	2241.29	391	81	310	5	76	3	17	191	99	3.44	376.83		3.99	1431.54	735.77	334.71	1298.39	608.19				1811.81
7	2		225	WEBBER,Bob	1461.94	259.61	1202.33	1111.70	1461.59	0.35	882.55	239	74	165	1	73		12	108	45	0.35	259.26			852.09	350.24	107.00	552.79	222.76				2923.51
8	3		335	SCHAEFFER,Lynne	1171.23	177.03	994.20	542.67	1170.87	0.36	830.64	171	41	130	1	40		9	61	60	0.36	176.67			365.64	628.56	52.47	204.71	573.46				3466.18
9	4		274	HIRSCHMAN,Marty	1167.76	33.08	1134.68	234.23	1157.99	9.77	868.93	169	9	160	6	3		18	8	134	9.77	23.31			201.15	933.53	9.43	198.44	661.06				3700.41
10	5		156	FATKA,Jim	1089.56	80.30	1009.26	383.03	1084.51	5.05	963.19	161	35	126	7	28		9	37	80	5.05	75.25			302.73	706.53	39.86	258.32	665.01				4083.44
11	6		474	MORGAN,Jacob	943.52		943.52		943.52		943.52	55		55						55							943.52			943.52			4083.44
12	7		178	TEMKIN,Dick	934.15	29.03	905.12	420.40	933.10	1.05	660.25	144	12	132	1	11		9	43	80	1.05	27.98			391.37	513.75	22.21	316.60	321.44				4503.84
13	8		104	CHIESA,Joe	892.53	66.10	826.43	422.34	892.53		636.62	149	30	119		30		17	41	61		66.10			356.24	470.19	12.79	246.82	377.01				4926.18
14	9		569	MELVILLE,James	806.92		806.92	1.24	806.92		806.92	54		54					1	53						1.24	805.68		1.24	805.68			4927.42
15	10		298	JACOBS,Hans	671.51	128.48	543.03	533.14	671.51		666.44	66	18	48		18		2	37	9		128.48			404.66	138.37	128.48	404.66	133.30				5460.56
16	11	D	243	LEON,Phil	592.20	23.35	568.85	33.49	592.20		538.41	70	7	63		7		2	4	57		23.35				10.14	558.71	22.74	8.71	506.96				5494.05
17	12		268	CRANE,Mike	539.99	49.10	490.89	249.39	536.16	3.83	496.82	80	11	69	4	7		1	20	48	3.83	45.27			200.29	290.60	44.02	192.50	260.30				5743.44
18	13		591	watkinsSWARTHOUT,Donna	512.99		512.99		512.99		512.99	50		50						50							512.99			512.99			5743.44
19	14		211	ROSENSTEIN,Irv	476.59	11.05	465.54	14.22	476.59		285.15	82	3	79		3		3	1	75		11.05			3.17	462.37		0.51	284.64				5757.66
20	15		266	HUSTON,Michael	462.29	9.27	453.02	217.99	462.29		459.44	57	6	51		6		6	13	32		9.27			208.72	244.30	9.27	207.29	242.88				5975.65
21	16	D	439	KAYE,Richard	458.14	51.77	406.37	118.32	456.94	1.20	402.14	59	13	46	1	12		2	10	34	1.20	50.57				66.55	339.82	34.92	65.98	301.24				6093.97
22	17		309	BRYANT,Brenda	457.54	8.45	449.09	362.84	457.54		257.17	79	4	75		4		19	44	12		8.45			354.39	94.70	8.05	179.52	69.60				6456.81
23	18		209	RUMELHART,Don	438.21	6.17	432.04	71.08	433.94	4.27	337.71	59	5	54	2	3	3	7	8	36	1.50	4.67		2.77	64.91	364.36	0.56	28.51	308.64				6527.89
24	19	D	60	TRACY,Bob	403.91	4.22	399.69	119.63	403.91		260.30	73	4	69		4		5	23	41		4.22				115.41	284.28	0.49	59.27	200.54				6647.52
25	20	D	252	MADDOX,Marilyn	402.10		402.10		402.10		319.14	65		65						65							402.10			319.14			6647.52
26	21		253	MADDOX,Myles	392.89	0.65	392.24	0.65	392.24	0.65	307.96	66	1	65	1					65	0.65						392.24			307.96			6648.17
27	22	D	108	GRAHAM,Mike	387.55	15.14	372.41	75.50	386.32	1.23	235.92	76	8	68	3	5		4	14	50	1.23	13.91				60.36	312.05	5.76	32.26	197.90				6723.67
28	23	D	399	BRENT,Bob	382.19		382.19	134.14	382.19		353.01	27		27				1	7	19						134.14	248.05		134.14	218.87				6857.81
29	24		231	HUXLEY,Paul	370.62	77.50	293.12	276.17	370.62		188.93	88	26	62		26		2	48	12		77.50				198.67	94.45	29.72	107.45	51.76				7133.98
30	25		201	ClearyJABBOUR,Sharon	348.77	75.40	273.37	294.69	336.66	12.11	288.84	92	43	49	23	20	3	1	36	9	9.91	65.49	1.56	0.64	217.73	53.44	52.98	185.33	50.53				7428.67
31	26		269	O'NEIL,Jim	327.65	139.91	187.74	278.60	317.62	10.03	161.21	100	62	38	15	47		1	25	12	10.03	129.88				138.69	49.05	59.97	66.56	34.68				7707.27
32	27		23	OWENS,Gene	306.71	5.09	301.62	15.56	306.71		218.85	51	3	48		3		2	1	45		5.09				10.47	291.15		4.79	214.06				7722.83
33	28		396	ELLIS,Brian	297.21	100.36	196.85	262.96	297.21		297.21	48	18	30		18			26	4		100.36				162.60	34.25	100.36	162.60	34.25				7985.79
34	29		247	PARNES,Gordon	287.52	12.69	274.83	79.10	287.52		229.17	36	4	32		4		6	6	20		12.69				66.41	208.42		53.53	175.64				8064.89
35	30	D	234	REMEY MOORE,Joan	287.41	88.33	199.08	153.11	287.41		189.12	67	36	31		36		5	9	17		88.33				64.78	134.30	29.54	46.61	112.97				8218.00
36	31		248	PARNES,Susan	286.44	3.18	283.26	3.48	286.44		257.69	29	1	28		1		1		27		3.18				0.30	282.96	3.18		254.51				8221.48
37	32		289	GARDNER,Beverly	284.62	0.39	284.23	22.67	284.62		182.10	37	1	36		1		2	4	30		0.39				22.28	261.95		18.83	163.27				8244.15
38	33		270	OWENS,Chris	280.67	2.70	277.97	2.96	280.67		203.97	43	1	42		1		1		41		2.70				0.26	277.71	2.70		201.27				8247.11
39	34		429	CAPPELLI,Robert	278.34	1.04	277.30	76.96	278.34		259.29	28	1	27		1		3	5	19		1.04				75.92	201.38		68.80	190.49				8324.07
40	35		110	NEWMAN,Bert	241.40	0.73	240.67	7.40	241.40		202.50	30	1	29		1		2	1	26		0.73				6.67	234.00			202.50				8331.47
41	36		643	COOK,Bill	248.79	32.04	216.75	109.75	248.79		227.83	33	9	24		9		2	8	14		32.04				77.71	139.04	17.41	71.38	139.04				8441.22
42	37	D	328	REIMAN,Jim	241.25		241.25	113.26	241.25		241.25	21		21				1	8	12						113.26	127.99		113.26	127.99				8554.48
43	38		560	DEMARTINO,Rich	240.94	93.31	147.63	213.11	240.94		240.94	23	8	15		8		1	9	5		93.31				119.80	27.83	93.31	119.80	27.83				8767.59
44	39		281	WINOKUR,Willie	236.33	5.01	231.32	26.36	235.35	0.98	112.24	41	7	34	1	6		5	4	25	0.98	4.03				21.35	209.97		2.75	109.49				8793.95
45	40	D	15	BUCHHEISTER,John	234.95	34.70	200.25	153.04	234.16	0.79	139.90	47	11	36	1	10		5	23	8	0.79	33.91				118.34	81.91	22.40	52.37	65.13				8946.99
46	41		306	WHITE,Ed	228.79	2.16	226.63	2.16	228.79		80.91	60	3	57		3				57		2.16					226.63			80.91				8949.15
47	42		437	SHERBURN,Robert	227.66		227.66		227.66		227.66	22		22						22							227.66			227.66				8949.15
48	43	D	559	MELANDER,Bill	185.54	0.65	184.89	1.95	184.89	0.65	142.44	20	1	19	1				1	18	0.65					1.30	183.59			142.44				8951.10
49	44		372	MARCUS,Bobbie	183.14		183.14		183.14		149.52	25		25						25							183.14			149.52				8951.10

BRIDGE PTRS and TM-MATES | ptr pts | alphabetical | chronological | Sheet3 | Sheet4 | Sheet5 | Sheet6 | Sheet7 | Sheet8 | Sheet9 | Sheet ...

Ready Accessibility: Unavailable 100%

Link BRID2019.xls

A	B	C	D	E	F	G	H	I	J	K	L	M	N	O	P	Q	R	S	T	U	V	W	X	Y	Z	AA	AB	AC	AD
1				BRIDGE RECORDS - WILLIAM C. ARLINGHAUS - 1/1/2019											BRIDGE RECORDS - WILLIAM C. ARLINGHAUS - 1/1/2019														
2			number of ptrs	698	246	613	330	623	165	494	698	246	613		see pts #			85	169	525	143	167	21	41	191	535	117	154	420
3															WIN		TEAM	WINNERS			POINTS				TEAM POINTS		RED/GOLD/PLAT	PTS	
4		CH			PAIR	TEAM	PTR	TRN	CLB	RG	WIN-	WIN	WIN		PAIR		P MT	PAIR	PTR	MATE	PAIR		PTR	MT	PTR	MATE		PTR	MATE
5	RK	NO	PERSON	PTS	PTS	PTS	PTS	PTS	PTS	PTS	NERS	PR	TM	C	TRN		CLB		TOURN		CLB	TRN		CLUB		TOURN	PAIR	TEAM	TEAM
6	1	45	SWARTHOUT,Dave	2478.40	380.27	2098.13	1811.81	2470.97	7.43	2168.12	386	81	305	5	76	3	17	191	94	3.44	376.83		3.99	1431.54	662.60	334.71	1298.39	535.02
7	2	225	WEBBER,Bob	1461.94	259.61	1202.33	1111.70	1461.59	0.35	882.55	239	74	165	1	73		12	108	45	0.35	259.26			852.09	350.24	107.00	552.79	222.76
8	3	335	SCHAEFFER,Lynne	1171.23	177.03	994.20	542.67	1170.87	0.36	830.64	171	41	130	1	40		9	61	60	0.36	176.67			365.64	628.56	52.47	204.71	573.46
9	4	274	HIRSCHMAN,Marty	1167.76	33.08	1134.68	234.23	1157.99	9.77	868.93	169	9	160	6	3		18	8	134	9.77	23.31			201.15	933.53	9.43	198.44	661.06
10	5	156	FATKA,Jim	1089.56	80.30	1009.26	383.03	1084.51	5.05	963.19	161	35	126	7	28		9	37	80	5.05	75.25			302.73	706.53	39.86	258.32	665.01
11	6	474	MORGAN,Jacob	943.52		943.52		943.52		943.52	55		55						55						943.52			943.52
12	7	178	TEMKIN,Dick	930.18	29.03	901.15	420.40	929.13	1.05	656.28	143	12	131	1	11		9	43	79	1.05	27.98			391.37	509.78	22.21	316.60	317.47
13	8	104	CHIESA,Joe	892.53	66.10	826.43	422.34	892.53		636.62	149	30	119		30		17	41	61		66.10			356.24	470.19	12.79	246.82	377.01
14	9	569	MELVILLE,James	806.92		806.92	1.24	806.92		806.92	54		54					1	53						1.24	805.68		1.24	805.68
15	10	D	**243**	**LEON,Phil**	**592.20**	23.35	568.85	33.49	592.20		538.41	70	7	63		7		2	4	57		23.35			10.14	558.71	22.74	8.71	506.96
16	11	211	ROSENSTEIN,Irv	476.59	11.05	465.54	14.22	476.59		285.15	82	3	79		3		3	1	75		11.05			3.17	462.37		0.51	284.64
17	12	266	HUSTON,Michael	462.29	9.27	453.02	217.99	462.29		459.44	57	6	51		6		6	13	32		9.27			208.72	244.30	9.27	207.29	242.88
18	13	D	**439**	**KAYE,Richard**	**458.14**	51.77	406.37	118.32	456.94	1.20	402.14	59	13	46	1	12		2	10	34	1.20	50.57			66.55	339.82	34.92	65.98	301.24
19	14	309	BRYANT,Brenda	457.54	8.45	449.09	362.84	457.54		257.17	79	4	75		4		19	44	12		8.45			354.39	94.70	8.05	179.52	69.60
20	15	298	JACOBS,Hans	446.59	91.02	355.57	316.36	446.59		441.52	44	11	33		11		2	22	9		91.02			225.34	130.23	91.02	225.34	125.16
21	16	268	CRANE,Mike	444.90	47.43	397.47	174.55	441.07	3.83	381.48	70	10	60	4	6		1	15	44	3.83	43.60			127.12	270.35	42.35	119.33	219.80
22	17	591	watkinsSWARTHOUT,Donna	439.82		439.82		439.82		439.82	45		45						45						439.82			439.82
23	18	209	RUMELHART,Don	438.21	6.17	432.04	71.08	433.94	4.27	337.71	59	5	54	2	3	3	7	8	36	1.50	4.67		2.77	64.91	364.36	0.56	28.51	308.64
24	19	60	TRACY,Bob	403.91	4.22	399.69	119.63	403.91		260.30	73	4	69		4		5	23	41		4.22			115.41	284.28	0.49	59.27	200.54
25	20	D	**252**	**MADDOX,Marilyn**	**402.10**		402.10		402.10		319.14	65		65					65						402.10			319.14
26	21	253	MADDOX,Myles	392.89	0.65	392.24	0.65	392.24	0.65	307.96	66	1	65	1					65	0.65					392.24			307.96
27	22	D	**108**	**GRAHAM,Mike**	**387.55**	15.14	372.41	75.50	386.32	1.23	235.92	76	8	68	3	5		4	14	50	1.23	13.91			60.36	312.05	5.76	32.26	197.90
28	23	399	BRENT,Bob	382.19		382.19	134.14	382.19		353.01	27		27				1	7	19					134.14	248.05		134.14	218.87
29	24	231	HUXLEY,Paul	370.62	77.50	293.12	276.17	370.62		188.93	88	26	62		26		2	48	12		77.50			198.67	94.45	29.72	107.45	51.76
30	25	201	ClearyJABBOUR,Sharon	348.77	75.40	273.37	294.69	336.66	12.11	288.84	92	43	49	23	20	3	1	36	9	9.91	65.49	1.56	0.64	217.73	53.44	52.98	185.33	50.53
31	26	269	O'NEIL,Jim	327.65	139.91	187.74	278.60	317.62	10.03	161.21	100	62	38	15	47		1	25	12	10.03	129.88			138.69	49.05	59.97	66.56	34.68
32	27	23	OWENS,Gene	306.71	5.09	301.62	15.56	306.71		218.85	51	3	48		3		2	1	45		5.09			10.47	291.15		4.79	214.06
33	28	247	PARNES,Gordon	287.52	12.69	274.83	79.10	287.52		229.17	36	4	32		4		6	6	20		12.69			66.41	208.42		53.53	175.64
34	29	D	**234**	**REMEY MOORE,Joan**	**287.41**	88.33	199.08	153.11	287.41		189.12	67	36	31		36		5	9	17		88.33			64.78	134.30	29.54	46.61	112.97
35	30	248	PARNES,Susan	286.44	3.18	283.26	3.48	286.44		257.69	29	1	28		1		1		27		3.18			0.30	282.96	3.18		254.51
36	31	289	GARDNER,Beverly	284.62	0.39	284.23	22.67	284.62		182.10	37	1	36		1		2	4	30		0.39			22.28	261.95		18.83	163.27
37	32	396	ELLIS,Brian	281.33	95.06	186.27	247.08	281.33		281.33	45	17	28		17			24	4		95.06			152.02	34.25	95.06	152.02	34.25
38	33	270	OWENS,Chris	280.67	2.70	277.97	2.96	280.67		203.97	43	1	42		1		1		41		2.70			0.26	277.71	2.70		201.27
39	34	429	CAPPELLI,Robert	278.34	1.04	277.30	76.96	278.34		259.29	28	1	27		1		3	5	19		1.04			75.92	201.38		68.80	190.49
40	35	110	NEWMAN,Bert	241.40	0.73	240.67	7.40	241.40		202.50	30	1	29		1		2	1	26		0.73			6.67	234.00			202.50
41	36	D	**328**	**REIMAN,Jim**	**241.25**		241.25	113.26	241.25		241.25	21		21			1	8	12					113.26	127.99		113.26	127.99
42	37	560	DEMARTINO,Rich	240.94	93.31	147.63	213.11	240.94		240.94	23	8	15		8		1	9	5		93.31			119.80	27.83	93.31	119.80	27.83
43	38	281	WINOKUR,Willie	236.33	5.01	231.32	26.36	235.35	0.98	112.24	41	7	34	1	6		5	4	25	0.98	4.03			21.35	209.97		2.75	109.49
44	39	D	**15**	**BUCHHEISTER,John**	**234.95**	34.70	200.25	153.04	234.16	0.79	139.90	47	11	36	1	10		5	23	8	0.79	33.91			118.34	81.91	22.40	52.37	65.13
45	40	643	COOK,Bill	232.20	15.45	216.75	93.16	232.20		211.24	30	6	24		6		2	8	14		15.45			77.71	139.04	0.82	71.38	139.04
46	41	437	SHERBURN,Robert	227.66		227.66		227.66		227.66	22		22						22						227.66			227.66
47	42	306	WHITE,Ed	216.54	2.16	214.38	2.16	216.54		68.66	59	3	56		3				56		2.16				214.38			68.66
48	43	D	**559**	**MELANDER,Bill**	**185.54**	0.65	184.89	1.95	184.89	0.65	142.44	20	1	19	1				1	18	0.65				1.30	183.59			142.44
49	44	372	MARCUS,Bobbie	183.14		183.14		183.14		149.52	25		25							25						183.14			149.52

BRIDGE PTRS and TM-MATES | ptr pts | alphabetical | chronological | Sheet3 | Sheet4 | Sheet5 | Sheet6 | Sheet7 | Sheet8 | Sheet9 | Sheet ...

Ready Accessibility: Unavailable 100%

Link BRID2018.xlsx

	A	B	C	D	E	F	G	H	I	J	K	L	M	N	O	P	Q	R	S	T	U	V	W	X	Y	Z	AA	AB	AC	AD
1					BRIDGE RECORDS - WILLIAM C. ARLINGHAUS - 1/1/2018											BRIDGE RECORDS - WILLIAM C. ARLINGHAUS - 1/1/2018														
2				number of ptrs	691	246	606	330	616	165	486	691	246	606		see pts #			84	168	517	143	167	21	41	191	527	116	154	411
3																WIN			TEAM WINNERS			POINTS				TEAM POINTS			RED/GOLD/PLAT PTS		
4			CH			PAIR	TEAM	PTR	TRM	CLB	RG	WIN-	WIN	WIN		PAIR			P MT/PAM	PTR MATE		PAIR		PTR	MT	PTR	MATE		PTR	MATE
5	RK		NO	PERSON	PTS	PTS	PTS	PTS	PTS	PTS	PTS	NERS	PR	TM		C TRN			CLB	TOURN		CLB	TRN		CLUB		TOURN	PAIR	TEAM	TEAM
6	1		45	SWARTHOUT,Dave	2441.03	380.27	2060.76	1811.81	2433.60	7.43	2130.75	381	81	300	5	76		3	17	191	89	3.44	376.83		3.99	1431.54	625.23	334.71	1298.39	497.65
7	2		225	WEBBER,Bob	1461.94	259.61	1202.33	1111.70	1461.59	0.35	882.55	239	74	165	1	73			12	108	45	0.35	259.26			852.09	350.24	107.00	552.79	222.76
8	3		335	SCHAEFFER,Lynne	1171.23	177.03	994.20	542.67	1170.87	0.36	830.64	171	41	130	1	40			9	61	60	0.36	176.67			365.64	628.56	52.47	204.71	573.46
9	4		274	HIRSCHMAN,Marty	1161.14	31.88	1129.26	233.03	1152.57	8.57	868.93	167	8	159	5	3			18	8	133	8.57	23.31			201.15	928.11	9.43	198.44	661.06
10	5		156	FATKA,Jim	1089.56	80.30	1009.26	383.03	1084.51	5.05	963.19	161	35	126	7	28			9	37	80	5.05	75.25			302.73	706.53	39.86	258.32	665.01
11	6		474	MORGAN,Jacob	943.52		943.52		943.52		943.52	55		55							55						943.52			943.52
12	7		178	TEMKIN,Dick	930.18	29.03	901.15	420.40	929.13	1.05	656.28	143	12	131	1	11			9	43	79	1.05	27.98			391.37	509.78	22.21	316.60	317.47
13	8		104	CHIESA,Joe	892.53	66.10	826.43	422.34	892.53		636.62	149	30	119		30			17	41	61		66.10			356.24	470.19	12.79	246.82	377.01
14	9		569	MELVILLE,James	806.92		806.92	1.24	806.92		806.92	54		54						1	53					1.24	805.68		1.24	805.68
15	10	D	**243**	**LEON,Phil**	**592.20**	23.35	568.85	33.49	592.20		538.41	70	7	63		7			2	4	57		23.35			10.14	558.71	22.74	8.71	506.96
16	11		211	ROSENSTEIN,Irv	476.59	11.05	465.54	14.22	476.59		285.15	82	3	79		3			3	1	75		11.05			3.17	462.37		0.51	284.64
17	12		266	HUSTON,Michael	462.29	9.27	453.02	217.99	462.29		459.44	57	6	51		6			6	13	32		9.27			208.72	244.30	9.27	207.29	242.88
18	13	D	**439**	**KAYE,Richard**	**458.14**	51.77	406.37	118.32	456.94	1.20	402.14	59	13	46	1	12			2	10	34	1.20	50.57			66.55	339.82	34.92	65.98	301.24
19	14		309	BRYANT,Brenda	457.54	8.45	449.09	362.84	457.54		257.17	79	4	75		4			19	44	12		8.45			354.39	94.70	8.05	179.52	69.60
20	15		209	RUMELHART,Don	438.21	6.17	432.04	71.08	433.94	4.27	337.71	59	5	54	2	3		3	7	8	36	1.50	4.67		2.77	64.91	364.36	0.56	28.51	308.64
21	16		268	CRANE,Mike	437.29	47.43	389.86	174.55	433.46	3.83	373.87	69	10	59	4	6			1	15	43	3.83	43.60			127.12	262.74	42.35	119.33	212.19
22	17		298	JACOBS,Hans	416.30	90.00	326.30	286.07	416.30		411.23	38	10	28		10			2	17	9		90.00			196.07	130.23	90.00	196.07	125.16
23	18		60	TRACY,Bob	403.91	4.22	399.69	119.63	403.91		260.30	73	4	69		4			5	23	41		4.22			115.41	284.28	0.49	59.27	200.54
24	19		591	watkinsSWARTHOUT,Donna	402.45		402.45		402.45		402.45	40		40							40						402.45			402.45
25	20		252	MADDOX,Marilyn	402.10		402.10		402.10		319.14	65		65							65						402.10			319.14
26	21		253	MADDOX,Myles	392.89	0.65	392.24	0.65	392.24	0.65	307.96	66	1	65	1						65	0.65					392.24			307.96
27	22	D	**108**	**GRAHAM,Mike**	**387.55**	15.14	372.41	75.50	386.32	1.23	235.92	76	8	68	3	5			4	14	50	1.23	13.91			60.36	312.05	5.76	32.26	197.90
28	23		399	BRENT,Bob	382.19		382.19	134.14	382.19		353.01	27		27					1	7	19					134.14	248.05		134.14	218.87
29	24		231	HUXLEY,Paul	370.62	77.50	293.12	276.17	370.62		188.93	88	26	62		26			2	48	12		77.50			198.67	94.45	29.72	107.45	51.76
30	25		201	ClearyJABBOUR,Sharon	348.77	75.40	273.37	294.69	336.66	12.11	288.84	92	43	49	23	20	3	1		36	9	9.91	65.49	1.56	0.64	217.73	53.44	52.98	185.33	50.53
31	26		269	O'NEIL,Jim	327.65	139.91	187.74	278.60	317.62	10.03	161.21	100	62	38	15	47			1	25	12	10.03	129.88			138.69	49.05	59.97	66.56	34.68
32	27		23	OWENS,Gene	301.29	5.09	296.20	10.14	301.29		218.85	50	3	47		3			2		45		5.09			5.05	291.15		4.79	214.06
33	28		247	PARNES,Gordon	287.52	12.69	274.83	79.10	287.52		229.17	36	4	32		4			6	6	20		12.69			66.41	208.42		53.53	175.64
34	29	D	**234**	**REMEY MOORE,Joan**	**287.41**	88.33	199.08	153.11	287.41		189.12	67	36	31		36			5	9	17		88.33			64.78	134.30	29.54	46.61	112.97
35	30		248	PARNES,Susan	286.44	3.18	283.26	3.48	286.44		257.69	29	1	28		1			1		27		3.18			0.30	282.96	3.18		254.51
36	31		289	GARDNER,Beverly	284.62	0.39	284.23	22.67	284.62		182.10	37	1	36		1			2	4	30		0.39			22.28	261.95		18.83	163.27
37	32		270	OWENS,Chris	280.67	2.70	277.97	2.96	280.67		203.97	43	1	42		1			1		41		2.70			0.26	277.71	2.70		201.27
38	33		429	CAPPELLI,Robert	278.34	1.04	277.30	76.96	278.34		259.29	28	1	27		1			3	5	19		1.04			75.92	201.38		68.80	190.49
39	34		396	ELLIS,Brian	248.99	80.53	168.46	214.74	248.99		248.99	40	15	25		15				21	4		80.53			134.21	34.25	80.53	134.21	34.25
40	35		110	NEWMAN,Bert	241.40	0.73	240.67	7.40	241.40		202.50	30	1	29		1			2	1	26		0.73			6.67	234.00			202.50
41	36	D	**328**	**REIMAN,Jim**	**241.25**		241.25	113.26	241.25		241.25	21		21					1	8	12					113.26	127.99		113.26	127.99
42	37		281	WINOKUR,Willie	236.33	5.01	231.32	26.36	235.35	0.98	112.24	41	7	34	1	6			5	4	25	0.98	4.03			21.35	209.97		2.75	109.49
43	38	D	**15**	**BUCHHEISTER,John**	**234.95**	34.70	200.25	153.04	234.16	0.79	139.90	47	11	36	1	10			5	23	8	0.79	33.91			118.34	81.91	22.40	52.37	65.13
44	39		437	SHERBURN,Robert	227.66		227.66		227.66		227.66	22		22							22						227.66			227.66
45	40		306	WHITE,Ed	211.12	2.16	208.96	2.16	211.12		68.66	58	3	55		3					55		2.16				208.96			68.66
46	41		560	DEMARTINO,Rich	186.09	38.99	147.10	158.79	186.09		186.09	20	6	14		6			1	9	4		38.99			119.80	27.30	38.99	119.80	27.30
47	42	D	**559**	**MELANDER,Bill**	**185.54**	0.65	184.89	1.95	184.89	0.65	142.44	20	1	19	1					1	18	0.65				1.30	183.59			142.44
48	43		372	MARCUS,Bobbie	183.14		183.14		183.14		149.52	25		25							25						183.14			149.52
49	44		643	COOK,Bill	176.09	14.63	161.46	54.25	176.09		155.13	21	5	16		5				4	12		14.63			39.62	121.84		33.29	121.84

BRIDGE PTRS and TM-MATES | ptr pts | alphabetical | chronological | Sheet3 | Sheet4 | Sheet5 | Sheet6 | Sheet7 | Sheet8 | Sheet9 | Sheet ...

Ready Accessibility: Investigate 100%

Link BRID2017.xls

	A	B	C	D	E	F	G	H	I	J	K	L	M	N	O	P	Q	R	S	T	U	V	W	X	Y	Z	AA	AB	AC	AD
1					BRIDGE RECORDS - WILLIAM C. ARLINGHAUS - 1/1/2017											BRIDGE RECORDS - WILLIAM C. ARLINGHAUS - 1/1/2017														
2				number of ptrs	680	244	595	328	605	165	475	680	244	595		see pts #		82	166	507	143	164	21	41	189	516	113	151	400
3																WIN		TEAM WINNERS				POINTS				TEAM POINTS			RED/GOLD/PLAT PTS	
4			CH			PAIR	TEAM	PTR	TRM	CLB	RG	WIN-	WIN	WIN		PAIR		P MT	PAIR	PTR	MATE	PAIR		PTR	MT	PTR	MATE		PTR	MATE
5	RK		NO	PERSON	PTS	PTS	PTS	PTS	PTS	PTS	PTS	NERS	PR	TM		C	TRM	CLB		TOURN		CLB	TRM		CLUB		TOURN	PAIR	TEAM	TEAM
6	1		45	SWARTHOUT,Dave	2370.05	368.58	2001.47	1800.12	2362.62	7.43	2059.77	373	80	293	5	75	3	17	191	82	3.44	365.14		3.99	1431.54	565.94	323.02	1298.39	438.36
7	2		225	WEBBER,Bob	1461.94	259.61	1202.33	1111.70	1461.59	0.35	882.55	239	74	165	1	73		12	108	45	0.35	259.26			852.09	350.24	107.00	552.79	222.76
8	3		335	SCHAEFFER,Lynne	1171.23	177.03	994.20	542.67	1170.87	0.36	830.64	171	41	130	1	40		9	61	60	0.36	176.67			365.64	628.56	52.47	204.71	573.46
9	4		274	HIRSCHMAN,Marty	1161.14	31.88	1129.26	233.03	1152.57	8.57	868.93	167	8	159	5	3		18	8	133	8.57	23.31			201.15	928.11	9.43	198.44	661.06
10	5		156	FATKA,Jim	1079.47	80.30	999.17	383.03	1074.42	5.05	953.10	159	35	124	7	28		9	37	78	5.05	75.25			302.73	696.44	39.86	258.32	654.92
11	6		474	MORGAN,Jacob	943.52		943.52		943.52		943.52	55		55						55							943.52			943.52
12	7		178	TEMKIN,Dick	926.30	29.03	897.27	420.40	925.25	1.05	652.40	141	12	129	1	11		9	43	77	1.05	27.98			391.37	505.90	22.21	316.60	313.59
13	8		104	CHIESA,Joe	892.53	66.10	826.43	422.34	892.53		636.62	149	30	119		30		17	41	61		66.10			356.24	470.19	12.79	246.82	377.01
14	9		569	MELVILLE,James	806.92		806.92	1.24	806.92		806.92	54		54					1	53						1.24	805.68		1.24	805.68
15	10	D	243	LEON,Phil	592.20	23.35	568.85	33.49	592.20		538.41	70	7	63		7		2	4	57		23.35				10.14	558.71	22.74	8.71	506.96
16	11		211	ROSENSTEIN,Irv	476.59	11.05	465.54	14.22	476.59		285.15	82	3	79		3		3	1	75		11.05				3.17	462.37		0.51	284.64
17	12		266	HUSTON,Michael	462.29	9.27	453.02	217.99	462.29		459.44	57	6	51		6		6	13	32		9.27				208.72	244.30	9.27	207.29	242.88
18	13	D	439	KAYE,Richard	458.14	51.77	406.37	118.32	456.94	1.20	402.14	59	13	46	1	12		2	10	34	1.20	50.57				66.55	339.82	34.92	65.98	301.24
19	14		309	BRYANT,Brenda	457.54	8.45	449.09	362.84	457.54		257.17	79	4	75		4		19	44	12		8.45				354.39	94.70	8.05	179.52	69.60
20	15		209	RUMELHART,Don	438.21	6.17	432.04	71.08	433.94	4.27	337.71	59	5	54	2	3	3	7	8	36	1.50	4.67		2.77	64.91	364.36	0.56	28.51	308.64
21	16		60	TRACY,Bob	403.91	4.22	399.69	119.63	403.91		260.30	73	4	69		4		5	23	41		4.22				115.41	284.28	0.49	59.27	200.54
22	17		252	MADDOX,Marilyn	402.10		402.10		402.10		319.14	65		65						65							402.10			319.14
23	18		253	MADDOX,Myles	392.89	0.65	392.24	0.65	392.24	0.65	307.96	66	1	65	1					65	0.65						392.24			307.96
24	19	D	108	GRAHAM,Mike	387.55	15.14	372.41	75.50	386.32	1.23	235.92	76	8	68	3	5		4	14	50	1.23	13.91				60.36	312.05	5.76	32.26	197.90
25	20		399	BRENT,Bob	382.19		382.19	134.14	382.19		353.01	27		27				1	7	19						134.14	248.05		134.14	218.87
26	21		231	HUXLEY,Paul	370.62	77.50	293.12	276.17	370.62		188.93	88	26	62		26		2	48	12		77.50				198.67	94.45	29.72	107.45	51.76
27	22		268	CRANE,Mike	363.61	47.43	316.18	115.26	359.78	3.83	300.19	58	10	48	4	6		1	8	39	3.83	43.60				67.83	248.35	42.35	60.04	197.80
28	23		201	ClearyJABBOUR,Sharon	348.77	75.40	273.37	294.69	336.66	12.11	288.84	92	43	49	23	20	3	1	36	9	9.91	65.49	1.56	0.64	217.73	53.44	52.98	185.33	50.53
29	24		591	watkinsSWARTHOUT,Donna	343.16		343.16		343.16		343.16	33		33						33							343.16			343.16
30	25		269	O'NEIL,Jim	327.65	139.91	187.74	278.60	317.62	10.03	161.21	100	62	38	15	47		1	25	12	10.03	129.88			138.69	49.05	59.97	66.56	34.68
31	26		298	JACOBS,Hans	308.75	47.50	261.25	178.52	308.75		303.68	29	7	22		7		2	11	9		47.50				131.02	130.23	47.50	131.02	125.16
32	27		23	OWENS,Gene	301.29	5.09	296.20	10.14	301.29		218.85	50	3	47		3		2		45		5.09				5.05	291.15		4.79	214.06
33	28	D	234	REMEY MOORE,Joan	287.41	88.33	199.08	153.11	287.41		189.12	67	36	31		36		5	9	17		88.33				64.78	134.30	29.54	46.61	112.97
34	29		289	GARDNER,Beverly	284.62	0.39	284.23	22.67	284.62		182.10	37	1	36		1		2	4	30		0.39				22.28	261.95		18.83	163.27
35	30		270	OWENS,Chris	280.67	2.70	277.97	2.96	280.67		203.97	43	1	42		1		1		41		2.70				0.26	277.71	2.70		201.27
36	31		429	CAPPELLI,Robert	278.34	1.04	277.30	76.96	278.34		259.29	28	1	27		1		3	5	19		1.04				75.92	201.38		68.80	190.49
37	32		247	PARNES,Gordon	277.43	12.69	264.74	79.10	277.43		219.08	34	4	30		4		6	6	18		12.69				66.41	198.33		53.53	165.55
38	33		248	PARNES,Susan	276.77	3.18	273.59	3.48	276.77		248.02	28	1	27		1		1		26		3.18				0.30	273.29	3.18		244.84
39	34		110	NEWMAN,Bert	241.40	0.73	240.67	7.40	241.40		202.50	30	1	29		1		2	1	26		0.73				6.67	234.00			202.50
40	35	D	328	REIMAN,Jim	241.25		241.25	113.26	241.25		241.25	21		21				1	8	12						113.26	127.99		113.26	127.99
41	36		281	WINOKUR,Willie	236.33	5.01	231.32	26.36	235.35	0.98	112.24	41	7	34	1	6		5	4	25	0.98	4.03				21.35	209.97		2.75	109.49
42	37		15	BUCHHEISTER,John	234.95	34.70	200.25	153.04	234.16	0.79	139.90	47	11	36	1	10		5	23	8	0.79	33.91				118.34	81.91	22.40	52.37	65.13
43	38		437	SHERBURN,Robert	227.66		227.66		227.66		227.66	22		22						22							227.66			227.66
44	39		396	ELLIS,Brian	220.02	56.94	163.08	185.77	220.02		220.02	31	9	22		9			18	4		56.94				128.83	34.25	56.94	128.83	34.25
45	40		306	WHITE,Ed	208.68	2.16	206.52	2.16	208.68		66.22	57	3	54		3				54		2.16					206.52			66.22
46	41		560	DEMARTINO,Rich	186.09	38.99	147.10	158.79	186.09		186.09	20	6	14		6		1	9	4		38.99				119.80	27.30	38.99	119.80	27.30
47	42	D	559	MELANDER,Bill	185.54	0.65	184.89	1.95	184.89	0.65	142.44	20	1	19	1				1	18	0.65					1.30	183.59			142.44
48	43		372	MARCUS,Bobbie	183.14		183.14		183.14		149.52	25		25						25							183.14			149.52
49	44		144	JABBOUR,Zeke	171.31	1.31	170.00	2.24	167.60	3.71	166.04	29	6	23	6		2	2		19	1.31		0.93	1.47		167.60			166.04

BRIDGE PTRS and TM-MATES | ptr pts | alphabetical | chronological | Sheet3 | Sheet4 | Sheet5 | Sheet6 | Sheet7 | Sheet8 | Sheet9 | Sheet ...

Ready Accessibility: Unavailable 100%

Link BRID2016.xls

BRIDGE RECORDS - WILLIAM C. ARLINGHAUS - 1/1/2016

RK		CH NO	PERSON	PTS	PAIR PTS	TEAM PTS	PTR PTS	TRN PTS	CLB PTS	RG PTS	WIN-NERS	WIN PR	WIN TM	WIN PAIR C	TEAM WINNERS TRN	P MIP CLB	&M PTR TOURN	MATE	POINTS PAIR CLB	PAIR TRN	PTR CLUB	MT	TEAM POINTS PTR TOURN	MATE TOURN	RED/GOLD/PLAT PTS PAIR	PTR TEAM	MATE TEAM
			number of ptrs	660	237	579	317	585	165	456	660	237	579	see pts #		80	162	493	143	157	21	41	184	500	107	146	384
1		45	SWARTHOUT,Dave	2370.05	368.58	2001.47	1800.12	2362.62	7.43	2059.77	373	80	293	5	75	3	17	191	82	3.44	365.14		3.99	1431.54	565.94	323.02	1298.39	438.36
2		225	WEBBER,Bob	1461.94	259.61	1202.33	1111.70	1461.59	0.35	882.55	239	74	165	1	73		12	108	45	0.35	259.26			852.09	350.24	107.00	552.79	222.76
3		274	HIRSCHMAN,Marty	1133.29	31.88	1101.41	233.03	1124.72	8.57	841.08	166	8	158	5	3		18	8	132	8.57	23.31			201.15	900.26	9.43	198.44	633.21
4		335	SCHAEFFER,Lynne	1129.18	166.53	962.65	528.47	1128.82	0.36	789.46	166	40	126	1	39		8	59	59	0.36	166.17			361.94	600.71	41.97	201.88	545.61
5		156	FATKA,Jim	1050.99	80.30	970.69	383.03	1045.94	5.05	924.62	155	35	120	7	28		9	37	74	5.05	75.25			302.73	667.96	39.86	258.32	626.44
6		178	TEMKIN,Dick	903.40	29.03	874.37	406.43	902.35	1.05	629.50	138	12	126	1	11		9	42	75	1.05	27.98			377.40	496.97	22.21	302.63	304.66
7		104	CHIESA,Joe	864.05	66.10	797.95	422.34	864.05		608.14	145	30	115		30		17	41	57		66.10			356.24	441.71	12.79	246.82	348.53
8		474	MORGAN,Jacob	835.49		835.49		835.49		835.49	50		50						50						835.49			835.49
9		569	MELVILLE,James	720.57		720.57	1.24	720.57		720.57	48		48					1	47					1.24	719.33		1.24	719.33
10	D	243	LEON,Phil	592.20	23.35	568.85	33.49	592.20		538.41	70	7	63		7		2	4	57		23.35			10.14	558.71	22.74	8.71	506.96
11		211	ROSENSTEIN,Irv	462.62	11.05	451.57	14.22	462.62		271.18	81	3	78		3		3	1	74		11.05			3.17	448.40		0.51	270.67
12		266	HUSTON,Michael	461.41	9.27	452.14	217.99	461.41		458.56	56	6	50		6		6	13	31		9.27			208.72	243.42	9.27	207.29	242.00
13	D	439	KAYE,Richard	458.14	51.77	406.37	118.32	456.94	1.20	402.14	59	13	46	1	12		2	10	34	1.20	50.57			66.55	339.82	34.92	65.98	301.24
14		309	BRYANT,Brenda	457.54	8.45	449.09	362.84	457.54		257.17	79	4	75		4		19	44	12		8.45			354.39	94.70	8.05	179.52	69.60
15		209	RUMELHART,Don	438.21	6.17	432.04	71.08	433.94	4.27	337.71	59	5	54	2	3	3	7	8	36	1.50	4.67		2.77	64.91	364.36	0.56	28.51	308.64
16		60	TRACY,Bob	403.91	4.22	399.69	119.63	403.91		260.30	73	4	69		4		5	23	41		4.22			115.41	284.28	0.49	59.27	200.54
17		252	MADDOX,Marilyn	402.10		402.10		402.10		319.14	65		65						65						402.10			319.14
18		253	MADDOX,Myles	392.89	0.65	392.24	0.65	392.24	0.65	307.96	66	1	65	1					65	0.65					392.24			307.96
19	D	108	GRAHAM,Mike	387.55	15.14	372.41	75.50	386.32	1.23	235.92	76	8	68	3	5		4	14	50	1.23	13.91			60.36	312.05	5.76	32.26	197.90
20		399	BRENT,Bob	382.19		382.19	134.14	382.19		353.01	27		27				1	7	19					134.14	248.05		134.14	218.87
21		231	HUXLEY,Paul	370.62	77.50	293.12	276.17	370.62		188.93	88	26	62		26		2	48	12		77.50			198.67	94.45	29.72	107.45	51.76
22		201	ClearyJABBOUR,Sharon	348.77	75.40	273.37	294.69	336.66	12.11	288.84	92	43	49	23	20	3 1		36	9	9.91	65.49	1.56	0.64	217.73	53.44	52.98	185.33	50.53
23		591	wstkinsSWARTHOUT,Donna	343.16		343.16		343.16		343.16	33		33						33						343.16			343.16
24		269	O'NEIL,Jim	327.65	139.91	187.74	278.60	317.62	10.03	161.21	100	62	38	15	47		1	25	12	10.03	129.88			138.69	49.05	59.97	66.56	34.68
25		268	CRANE,Mike	313.74	33.53	280.21	74.32	309.91	3.83	250.32	52	9	43	4	5		1	5	37	3.83	29.70			40.79	239.42	28.45	33.00	188.87
26		23	OWENS,Gene	301.29	5.09	296.20	10.14	301.29		218.85	50	3	47		3		2		45		5.09			5.05	291.15		4.79	214.06
27	D	234	REMEY MOORE,Joan	287.41	88.33	199.08	153.11	287.41		189.12	67	36	31		36		5	9	17		88.33			64.78	134.30	29.54	46.61	112.97
28		289	GARDNER,Beverly	284.62	0.39	284.23	22.67	284.62		182.10	37	1	36		1		2	4	30		0.39			22.28	261.95		18.83	163.27
29		270	OWENS,Chris	280.67	2.70	277.97	2.96	280.67		203.97	43	1	42		1		1		41		2.70			0.26	277.71	2.70		201.27
30		429	CAPPELLI,Robert	278.34	1.04	277.30	76.96	278.34		259.29	28	1	27		1		3	5	19		1.04			75.92	201.38		68.80	190.49
31		247	PARNES,Gordon	276.56	12.69	263.87	79.10	276.56		219.08	33	4	29		4		6	6	17		12.69			66.41	197.46		53.53	165.55
32		248	PARNES,Susan	275.90	3.18	272.72	3.48	275.90		248.02	27	1	26		1		1		25		3.18			0.30	272.42	3.18		244.84
33		110	NEWMAN,Bert	241.40	0.73	240.67	7.40	241.40		202.50	30	1	29		1		2	1	26		0.73			6.67	234.00			202.50
34	D	328	REIMAN,Jim	241.25		241.25	113.26	241.25		241.25	21		21				1	8	12					113.26	127.99		113.26	127.99
35		15	BUCHHEISTER,John	234.95	34.70	200.25	153.04	234.16	0.79	139.90	47	11	36	1	10		5	23	8	0.79	33.91			118.34	81.91	22.40	52.37	65.13
36		437	SHERBURN,Robert	227.66		227.66		227.66		227.66	22		22						22						227.66			227.66
37		281	WINOKUR,Willie	225.60	5.01	220.59	25.48	224.62	0.98	101.51	39	7	32	1	6		5	3	24	0.98	4.03			20.47	200.12		1.87	99.64
38		396	ELLIS,Brian	211.09	56.94	154.15	176.84	211.09		211.09	29	9	20		9			16	4		56.94			119.90	34.25	56.94	119.90	34.25
39		306	WHITE,Ed	208.68	2.16	206.52	2.16	208.68		66.22	57	3	54		3				54		2.16				206.52			66.22
40		298	JACOBS,Hans	193.25	2.51	190.74	65.29	193.25		188.18	16	2	14		2		1	5	8		2.51			62.78	127.96	2.51	62.78	122.89
41		559	MELANDER,Bill	185.54	0.65	184.89	1.95	184.89	0.65	142.44	20	1	19	1				1	18	0.65				1.30	183.59			142.44
42		372	MARCUS,Bobbie	183.14		183.14		183.14		149.52	25		25						25						183.14			149.52
43		560	DEMARTINO,Rich	173.16	26.06	147.10	145.86	173.16		173.16	17	3	14		3		1	9	4		26.06			119.80	27.30	26.06	119.80	27.30
44		144	JABBOUR,Zeke	171.31	1.31	170.00	2.24	167.60	3.71	166.04	29	6	23	6		2 2			19	1.31		0.93	1.47		167.60			166.04

BRIDGE RECORDS - WILLIAM C. ARLINGHAUS - 1/1/2016

BRIDGE PTRS and TM-MATES | ptr pts | alphabetical | chronological | Sheet3 | Sheet4 | Sheet5 | Sheet6 | Sheet7 | Sheet8 | Sheet9 | Sheet ...

Ready Accessibility: Unavailable

Link BRID2015.xls

BRIDGE RECORDS - WILLIAM C. ARLINGHAUS - 1/1/2015

RK		CH NO	PERSON	PTS	PAIR PTS	TEAM PTS	PTR PTS	TRN PTS	CLB PTS	RG PTS	WIN-NERS	WIN PR	WIN TM	WIN PAIR C	WIN TEAM TRN	WIN TEAM CLB	WINNERS PTR&M TOURN	WINNERS MATE TOURN	POINTS PAIR CLB	POINTS PAIR TRN	TEAM POINTS PTR CLUB	TEAM POINTS MT CLUB	TEAM POINTS PTR TOURN	TEAM POINTS MATE TOURN	RED/GOLD/PLAT PTS PAIR	RED/GOLD/PLAT PTS PTR TEAM	RED/GOLD/PLAT PTS MATE TEAM
			number of ptrs	641	227	565	301	570	160	441	641	227	565	see pts #		78	152	480	138	150	21	41	175	487	102	137	372
1		45	SWARTHOUT,Dave	2282.41	355.65	1926.76	1777.13	2274.98	7.43	1972.13	364	77	287	5	72	3	16	188	80	3.44	352.21		3.99	1421.48	501.29	310.09	1288.33	373.71
2		225	WEBBER,Bob	1461.94	259.61	1202.33	1111.70	1461.59	0.35	882.55	239	74	165	1	73		12	108	45	0.35	259.26			852.09	350.24	107.00	552.79	222.76
3		274	HIRSCHMAN,Marty	1133.29	31.88	1101.41	233.03	1124.72	8.57	841.08	166	8	158	5	3		18	8	132	8.57	23.31			201.15	900.26	9.43	198.44	633.21
4		335	SCHAEFFER,Lynne	1118.92	166.53	952.39	518.21	1118.56	0.36	789.46	164	40	124	1	39		8	57	59	0.36	166.17			351.68	600.71	41.97	201.88	545.61
5		156	FATKA,Jim	1014.59	80.30	934.29	354.67	1009.54	5.05	888.22	150	35	115	7	28		8	34	73	5.05	75.25			274.37	659.92	39.86	229.96	618.40
6		178	TEMKIN,Dick	874.73	29.03	845.70	377.76	873.68	1.05	600.83	135	12	123	1	11		9	39	75	1.05	27.98			348.73	496.97	22.21	273.96	304.66
7		104	CHIESA,Joe	808.56	66.10	742.46	374.89	808.56		552.65	140	30	110		30		16	39	55		66.10			308.79	433.67	12.79	199.37	340.49
8		474	MORGAN,Jacob	696.11		696.11		696.11		696.11	40		40						40						696.11			696.11
9		569	MELVILLE,James	630.35		630.35		630.35		630.35	37		37						37						630.35			630.35
10	D	243	LEON,Phil	592.20	23.35	568.85	33.49	592.20		538.41	70	7	63		7		2	4	57		23.35			10.14	558.71	22.74	8.71	506.96
11		211	ROSENSTEIN,Irv	462.62	11.05	451.57	14.22	462.62		271.18	81	3	78		3		3	1	74		11.05			3.17	448.40		0.51	270.67
12	D	439	KAYE,Richard	458.14	51.77	406.37	118.32	456.94	1.20	402.14	59	13	46	1	12		2	10	34	1.20	50.57			66.55	339.82	34.92	65.98	301.24
13		309	BRYANT,Brenda	457.54	8.45	449.09	362.84	457.54		257.17	79	4	75		4		19	44	12		8.45			354.39	94.70	8.05	179.52	69.60
14		266	HUSTON,Michael	446.24	9.27	436.97	217.99	446.24		443.39	55	6	49		6		6	13	30		9.27			208.72	228.25	9.27	207.29	226.83
15		209	RUMELHART,Don	438.21	6.17	432.04	71.08	433.94	4.27	337.71	59	5	54	2	3	3	7	8	36	1.50	4.67		2.77	64.91	364.36	0.56	28.51	308.64
16		60	TRACY,Bob	403.91	4.22	399.69	119.63	403.91		260.30	73	4	69		4		5	23	41		4.22			115.41	284.28	0.49	59.27	200.54
17		252	MADDOX,Marilyn	402.10		402.10		402.10		319.14	65		65						65						402.10			319.14
18		253	MADDOX,Myles	392.89	0.65	392.24	0.65	392.24	0.65	307.96	66	1	65	1					65	0.65					392.24			307.96
19	D	108	GRAHAM,Mike	387.55	15.14	372.41	75.50	386.32	1.23	235.92	76	8	68	3	5		4	14	50	1.23	13.91			60.36	312.05	5.76	32.26	197.90
20		399	BRENT,Bob	382.19		382.19	134.14	382.19		353.01	27		27				1	7	19					134.14	248.05		134.14	218.87
21		231	HUXLEY,Paul	370.62	77.50	293.12	276.17	370.62		188.93	88	26	62		26		2	48	12		77.50			198.67	94.45	29.72	107.45	51.76
22		201	ClearyJABBOUR,Sharon	348.77	75.40	273.37	294.69	336.66	12.11	288.84	92	43	49	23	20	3	1	36	9	9.91	65.49	1.56	0.64	217.73	53.44	52.98	185.33	50.53
23		269	O'NEIL,Jim	327.65	139.91	187.74	278.60	317.62	10.03	161.21	100	62	38	15	47		1	25	12	10.03	129.88			138.69	49.05	59.97	66.56	34.68
24		268	CRANE,Mike	313.74	33.53	280.21	74.32	309.91	3.83	250.32	52	9	43	4	5		1	5	37	3.83	29.70			40.79	239.42	28.45	33.00	188.87
25		23	OWENS,Gene	301.29	5.09	296.20	10.14	301.29		218.85	50	3	47		3		2		45		5.09			5.05	291.15		4.79	214.06
26	D	234	REMEY MOORE,Joan	287.41	88.33	199.08	153.11	287.41		189.12	67	36	31		36		5	9	17		88.33			64.78	134.30	29.54	46.61	112.97
27		289	GARDNER,Beverly	284.62	0.39	284.23	22.67	284.62		182.10	37	1	36		1		2	4	30		0.39			22.28	261.95		18.83	163.27
28		270	OWENS,Chris	280.67	2.70	277.97	2.96	280.67		203.97	43	1	42		1		1		41		2.70			0.26	277.71	2.70		201.27
29		429	CAPPELLI,Robert	278.34	1.04	277.30	76.96	278.34		259.29	28	1	27		1		3	5	19		1.04			75.92	201.38		68.80	190.49
30		247	PARNES,Gordon	276.56	12.69	263.87	79.10	276.56		219.08	33	4	29		4		6	6	17		12.69			66.41	197.46		53.53	165.55
31		248	PARNES,Susan	275.90	3.18	272.72	3.48	275.90		248.02	27	1	26		1		1		25		3.18			0.30	272.42	3.18		244.84
32		591	watkinsSWARTHOUT,Donna	270.77		270.77		270.77		270.77	30		30						30						270.77			270.77
33		110	NEWMAN,Bert	241.40	0.73	240.67	7.40	241.40		202.50	30	1	29		1		2	1	26		0.73			6.67	234.00			202.50
34	D	328	REIMAN,Jim	241.25		241.25	113.26	241.25		241.25	21		21				1	8	12					113.26	127.99		113.26	127.99
35		15	BUCHHEISTER,John	234.95	34.70	200.25	153.04	234.16	0.79	139.90	47	11	36	1	10		5	23	8	0.79	33.91			118.34	81.91	22.40	52.37	65.13
36		437	SHERBURN,Robert	227.66		227.66		227.66		227.66	22		22						22						227.66			227.66
37		281	WINOKUR,Willie	225.60	5.01	220.59	25.48	224.62	0.98	101.51	39	7	32	1	6		5	3	24	0.98	4.03			20.47	200.12		1.87	99.64
38		306	WHITE,Ed	208.68	2.16	206.52	2.16	208.68		66.22	57	3	54		3				54		2.16				206.52			66.22
39		298	JACOBS,Hans	193.25	2.51	190.74	65.29	193.25		188.18	16	2	14		2		1	5	8		2.51			62.78	127.96	2.51	62.78	122.89
40		396	ELLIS,Brian	187.44	44.93	142.51	153.19	187.44		187.44	23	7	16		7			12	4		44.93			108.26	34.25	44.93	108.26	34.25
41		372	MARCUS,Bobbie	183.14		183.14		183.14		149.52	25		25						25						183.14			149.52
42		560	DEMARTINO,Rich	173.16	26.06	147.10	145.86	173.16		173.16	17	3	14		3		1	9	4		26.06			119.80	27.30	26.06	119.80	27.30
43		144	JABBOUR,Zeke	171.31	1.31	170.00	2.24	167.60	3.71	166.04	29	6	23	6		2	2		19	1.31		0.93	1.47		167.60			166.04
44		290	ALIOTO,Michael	168.75	1.63	167.12	20.20	168.75		152.72	20	1	19		1		2	3	14		1.63			18.57	148.55	1.63	18.31	132.78

BRIDGE PTRS and TM-MATES | ptr pts | alphabetical | chronological | Sheet3 | Sheet4 | Sheet5 | Sheet6 | Sheet7 | Sheet8 | Sheet9 | Sheet

Ready Accessibility: Unavailable 100%

Link BRID2014.xlsx

A	B	C	D	E	F	G	H	I	J	K	L	M	N	O	P	Q	R	S	T	U	V	W	X	Y	Z	AA	AB	AC	AD
1				BRIDGE RECORDS - WILLIAM C. ARLINGHAUS - 12/31/2013											BRIDGE RECORDS - WILLIAM C. ARLINGHAUS - 12/31/2013														
2			number of ptrs	633	224	559	296	563	158	433	633	224	559		see pts #		76	152	474	136	149	21	41	173	481	100	135	365
3															WIN		TEAM	WINNERS			POINTS			TEAM POINTS			RED/GOLD/PLAT PTS	
4		CH			PAIR	TEAM	PTR	TRN	CLB	RG	WIN-	WIN	WIN		PAIR		P MT	PAM PTR	MATE		PAIR	PTR	MT	PTR	MATE		PTR	MATE
5	RK	NO	PERSON	PTS	PTS	PTS	PTS	PTS	PTS	PTS	NERS	PR	TM	C	TRN		CLB	TOURN			CLB	TRN		CLUB	TOURN		PAIR	TEAM	TEAM
6	1	45	SWARTHOUT,Dave	2261.62	341.13	1920.49	1760.58	2254.19	7.43	1951.34	359	75	284	5	70		3	16	186	79	3.44	337.69		3.99	1419.45	497.05	295.57	1286.30	369.47
7	2	225	WEBBER,Bob	1461.94	259.61	1202.33	1111.70	1461.59	0.35	882.55	239	74	165	1	73			12	108	45	0.35	259.26			852.09	350.24	107.00	552.79	222.76
8	3	274	HIRSCHMAN,Marty	1133.29	31.88	1101.41	233.03	1124.72	8.57	841.08	166	8	158	5	3			18	8	132	8.57	23.31			201.15	900.26	9.43	198.44	633.21
9	4	335	SCHAEFFER,Lynne	1118.92	166.53	952.39	518.21	1118.56	0.36	789.46	164	40	124	1	39			8	57	59	0.36	166.17			351.68	600.71	41.97	201.88	545.61
10	5	156	FATKA,Jim	981.59	80.30	901.29	321.67	976.54	5.05	855.22	148	35	113	7	28			8	32	73	5.05	75.25			241.37	659.92	39.86	196.96	618.40
11	6	178	TEMKIN,Dick	853.58	29.03	824.55	365.67	852.53	1.05	579.68	134	12	122	1	11			8	39	75	1.05	27.98			336.64	487.91	22.21	261.87	295.60
12	7	104	CHIESA,Joe	770.81	66.10	704.71	374.89	770.81		519.65	137	30	107		30			16	39	52		66.10			308.79	395.92	12.79	199.37	307.49
13	8	474	MORGAN,Jacob	696.11		696.11		696.11		696.11	40		40							40						696.11			696.11
14	9	569	MELVILLE,James	626.53		626.53		626.53		626.53	36		36							36						626.53			626.53
15	10	D	**243 LEON,Phil**	**592.20**	23.35	568.85	33.49	592.20		538.41	70	7	63		7			2	4	57		23.35			10.14	558.71	22.74	8.71	506.96
16	11	211	ROSENSTEIN,Irv	462.62	11.05	451.57	14.22	462.62		271.18	81	3	78		3			3	1	74		11.05			3.17	448.40		0.51	270.67
17	12	D	**439 KAYE,Richard**	**458.14**	51.77	406.37	118.32	456.94	1.20	402.14	59	13	46	1	12			2	10	34	1.20	50.57			66.55	339.82	34.92	65.98	301.24
18	13	309	BRYANT,Brenda	457.54	8.45	449.09	362.84	457.54		257.17	79	4	75		4			19	44	12		8.45			354.39	94.70	8.05	179.52	69.60
19	14	266	HUSTON,Michael	446.24	9.27	436.97	217.99	446.24		443.39	55	6	49		6			6	13	30		9.27			208.72	228.25	9.27	207.29	226.83
20	15	209	RUMELHART,Don	414.74	5.61	409.13	59.70	410.47	4.27	314.24	56	4	52	2	2		3	6	7	36	1.50	4.11		2.77	54.09	352.27		17.69	296.55
21	16	60	TRACY,Bob	403.91	4.22	399.69	119.63	403.91		260.30	73	4	69		4			5	23	41		4.22			115.41	284.28	0.49	59.27	200.54
22	17	252	MADDOX,Marilyn	402.10		402.10		402.10		319.14	65		65							65						402.10			319.14
23	18	253	MADDOX,Myles	392.89	0.65	392.24	0.65	392.24	0.65	307.96	66	1	65	1						65	0.65					392.24			307.96
24	19	D	**108 GRAHAM,Mike**	**387.55**	15.14	372.41	75.50	386.32	1.23	235.92	76	8	68	3	5			4	14	50	1.23	13.91			60.36	312.05	5.76	32.26	197.90
25	20	399	BRENT,Bob	382.19		382.19	134.14	382.19		353.01	27		27					1	7	19					134.14	248.05		134.14	218.87
26	21	231	HUXLEY,Paul	370.62	77.50	293.12	276.17	370.62		188.93	88	26	62		26			2	48	12		77.50			198.67	94.45	29.72	107.45	51.76
27	22	201	ClearyJABBOUR,Sharon	348.77	75.40	273.37	294.69	336.66	12.11	288.84	92	43	49	23	20	3	1		36	9	9.91	65.49	1.56	0.64	217.73	53.44	52.98	185.33	50.53
28	23	269	O'NEIL,Jim	326.15	139.91	186.24	278.60	316.12	10.03	159.71	99	62	37	15	47			1	25	11	10.03	129.88			138.69	47.55	59.97	66.56	33.18
29	24	23	OWENS,Gene	301.29	5.09	296.20	10.14	301.29		218.85	50	3	47		3			2		45		5.09			5.05	291.15		4.79	214.06
30	25	D	**234 REMEY MOORE,Joan**	**287.41**	88.33	199.08	153.11	287.41		189.12	67	36	31		36			5	9	17		88.33			64.78	134.30	29.54	46.61	112.97
31	26	289	GARDNER,Beverly	284.62	0.39	284.23	22.67	284.62		182.10	37	1	36		1			2	4	30		0.39			22.28	261.95		18.83	163.27
32	27	268	CRANE,Mike	280.74	33.53	247.21	74.32	276.91	3.83	217.32	50	9	41	4	5			1	5	35	3.83	29.70			40.79	206.42	28.45	33.00	155.87
33	28	270	OWENS,Chris	280.67	2.70	277.97	2.96	280.67		203.97	43	1	42		1			1		41		2.70			0.26	277.71	2.70		201.27
34	29	429	CAPPELLI,Robert	278.34	1.04	277.30	76.96	278.34		259.29	28	1	27		1			3	5	19		1.04			75.92	201.38		68.80	190.49
35	30	247	PARNES,Gordon	276.56	12.69	263.87	79.10	276.56		219.08	33	4	29		4			6	6	17		12.69			66.41	197.46		53.53	165.55
36	31	248	PARNES,Susan	275.90	3.18	272.72	3.48	275.90		248.02	27	1	26		1			1		25		3.18			0.30	272.42	3.18		244.84
37	32	591	watkinsSWARTHOUT,Donna	266.53		266.53		266.53		266.53	29		29							29						266.53			266.53
38	33	110	NEWMAN,Bert	241.40	0.73	240.67	7.40	241.40		202.50	30	1	29		1			2	1	26		0.73			6.67	234.00			202.50
39	34	328	REIMAN,Jim	241.25		241.25	113.26	241.25		241.25	21		21					1	8	12					113.26	127.99		113.26	127.99
40	35	437	SHERBURN,Robert	227.66		227.66		227.66		227.66	22		22							22						227.66			227.66
41	36	281	WINOKUR,Willie	225.60	5.01	220.59	25.48	224.62	0.98	101.51	39	7	32	1	6			5	3	24	0.98	4.03			20.47	200.12		1.87	99.64
42	37	15	BUCHHEISTER,John	216.02	20.52	195.50	134.11	215.23	0.79	125.72	45	10	35	1	9			5	22	8	0.79	19.73			113.59	81.91	8.22	52.37	65.13
43	38	306	WHITE,Ed	208.68	2.16	206.52	2.16	208.68		66.22	57	3	54		3					54		2.16				206.52			66.22
44	39	298	JACOBS,Hans	193.25	2.51	190.74	65.29	193.25		188.18	16	2	14		2			1	5	8		2.51			62.78	127.96	2.51	62.78	122.89
45	40	372	MARCUS,Bobbie	183.14		183.14		183.14		149.52	25		25							25						183.14			149.52
46	41	144	JABBOUR,Zeke	171.31	1.31	170.00	2.24	167.60	3.71	166.04	29	6	23	6		2	2			19	1.31		0.93	1.47		167.60			166.04
47	42	290	ALIOTO,Michael	168.75	1.63	167.12	20.20	168.75		152.72	20	1	19		1			2	3	14		1.63			18.57	148.55	1.63	18.31	132.78
48	43	241	HANN,Gary	164.02	1.51	162.51	67.18	164.02		112.33	22	2	20		2			1	7	12		1.51			65.67	96.84	1.10	24.24	86.99
49	44	294	HIRSCHMAN,Sam	162.99	8.20	154.79	88.96	162.99		131.94	23	3	20		3			2	7	11		8.20			80.76	74.03	6.86	75.23	49.85

BRIDGE PTRS and TM-MATES | ptr pts | alphabetical | chronological | Sheet3 | Sheet4 | Sheet5 | Sheet6 | Sheet7 | Sheet8 | Sheet9 | Sheet ...

Ready Accessibility: Investigate 100%

Link BRID2013.xls

1				BRIDGE RECORDS - WILLIAM C. ARLINGHAUS - 1/1/2013																							BRIDGE RECORDS - WILLIAM C. ARLINGHAUS - 1/1/2013																	
2			number of ptrs	625	223	551	295	555	158	426	625	223	551		see pts #		74	151	465	136	148	21	41	171	472	100	134	357																	
3														WIN		TEAM WINNERS				POINTS				TEAM POINTS			RED/GOLD/PLAT PTS																	
4		CH			PAIR	TEAM	PTR	TRN	CLB	RG	WIN-	WIN	WIN	PAIR		MTP&M	PTR	MATE		PAIR		PTR	MT	PTR	MATE		PTR	MATE																
5	RK	NO	PERSON	PTS	PTS	PTS	PTS	PTS	PTS	PTS	NERS	PR	TM	C	TRN	CLB	TOURN		CLB	TRN		CLUB		TOURN		PAIR	TEAM	TEAM																
6	1	45	SWARTHOUT,Dave	2137.16	330.54	1806.62	1700.98	2129.73	7.43	1826.88	342	72	270	5	67	3	16	182	69	3.44	327.10		3.99	1370.44	432.19	284.98	1237.29	304.61																
7	2	225	WEBBER,Bob	1461.94	259.61	1202.33	1111.70	1461.59	0.35	882.55	239	74	165	1	73		12	108	45	0.35	259.26			852.09	350.24	107.00	552.79	222.76																
8	3	274	HIRSCHMAN,Marty	1129.79	31.88	1097.91	233.03	1121.22	8.57	841.08	165	8	157	5	3		18	8	131	8.57	23.31			201.15	896.76	9.43	198.44	633.21																
9	4	335	SCHAEFFER,Lynne	1111.73	162.84	948.89	511.02	1111.37	0.36	789.46	162	39	123	1	38		8	56	59	0.36	162.48			348.18	600.71	41.97	201.88	545.61																
10	5	156	FATKA,Jim	904.32	67.36	836.96	244.40	899.27	5.05	784.51	135	31	104	7	24		8	23	73	5.05	62.31			177.04	659.92	33.48	132.63	618.40																
11	6	178	TEMKIN,Dick	812.21	28.71	783.50	328.33	811.16	1.05	549.11	128	11	117	1	10		7	36	74	1.05	27.66			299.62	483.88	22.21	231.30	295.60																
12	7	104	CHIESA,Joe	752.74	66.10	686.64	370.37	752.74		501.58	136	30	106		30		15	39	52		66.10			304.27	382.37	12.79	194.85	293.94																
13	8	D 243	**LEON,Phil**	**592.20**	23.35	568.85	33.49	592.20		538.41	70	7	63		7		2	4	57		23.35			10.14	558.71	22.74	8.71	506.96																
14	9	474	MORGAN,Jacob	511.87		511.87		511.87		511.87	29		29						29						511.87			511.87																
15	10	D 439	**KAYE,Richard**	**458.14**	51.77	406.37	118.32	456.94	1.20	402.14	59	13	46	1	12		2	10	34	1.20	50.57			66.55	339.82	34.92	65.98	301.24																
16	11	309	BRYANT,Brenda	457.54	8.45	449.09	362.84	457.54		257.17	79	4	75		4		19	44	12		8.45			354.39	94.70	8.05	179.52	69.60																
17	12	211	ROSENSTEIN,Irv	445.82		445.82	1.45	445.82		271.18	76		76				2	1	73					1.45	444.37		0.51	270.67																
18	13	266	HUSTON,Michael	444.88	9.27	435.61	217.99	444.88		442.03	54	6	48		6		6	13	29		9.27			208.72	226.89	9.27	207.29	225.47																
19	14	569	MELVILLE,James	442.29		442.29		442.29		442.29	25		25						25						442.29			442.29																
20	15	60	TRACY,Bob	403.91	4.22	399.69	119.63	403.91		260.30	73	4	69		4		5	23	41		4.22			115.41	284.28	0.49	59.27	200.54																
21	16	108	GRAHAM,Mike	387.55	15.14	372.41	75.50	386.32	1.23	235.92	76	8	68	3	5		4	14	50	1.23	13.91			60.36	312.05	5.76	32.26	197.90																
22	17	252	MADDOX,Marilyn	376.35		376.35		376.35		295.74	63		63						63						376.35			295.74																
23	18	231	HUXLEY,Paul	370.62	77.50	293.12	276.17	370.62		188.93	88	26	62		26		2	48	12		77.50			198.67	94.45	29.72	107.45	51.76																
24	19	253	MADDOX,Myles	367.14	0.65	366.49	0.65	366.49	0.65	284.56	64	1	63	1					63	0.65					366.49			284.56																
25	20	201	ClearyJABBOUR,Sharon	348.77	75.40	273.37	294.69	336.66	12.11	288.84	92	43	49	23	20	3	1	36	9	9.91	65.49	1.56	0.64	217.73	53.44	52.98	185.33	50.53																
26	21	209	RUMELHART,Don	344.79	4.65	340.14	49.09	341.48	3.31	267.37	48	3	45	1	2		3	5	6	31	0.54	4.11		2.77	44.44	292.93		17.69	249.68																
27	22	269	O'NEIL,Jim	326.15	139.91	186.24	278.60	316.12	10.03	139.94	99	62	37	15	47			1	25	11	10.03	129.88			138.69	47.55	59.97	59.26	20.71																
28	23	399	BRENT,Bob	315.55		315.55	105.81	315.55		286.37	21		21						4	17					105.81	209.74		105.81	180.56																
29	24	23	OWENS,Gene	300.25	5.09	295.16	10.14	300.25		218.85	49	3	46		3		2		44		5.09				5.05	290.11		4.79	214.06																
30	25	D 234	**REMEY MOORE,Joan**	**287.41**	88.33	199.08	153.11	287.41		189.12	67	36	31		36		5	9	17		88.33				64.78	134.30	29.54	46.61	112.97																
31	26	289	GARDNER,Beverly	283.16	0.39	282.77	21.21	283.16		182.10	36	1	35		1		2	3	30		0.39				20.82	261.95		18.83	163.27																
32	27	268	CRANE,Mike	280.74	33.53	247.21	74.32	276.91	3.83	217.32	50	9	41	4	5		1	5	35	3.83	29.70				40.79	206.42	28.45	33.00	155.87																
33	28	270	OWENS,Chris	279.63	2.70	276.93	2.96	279.63		203.97	42	1	41		1		1		40		2.70				0.26	276.67	2.70		201.27																
34	29	247	PARNES,Gordon	276.56	12.69	263.87	79.10	276.56		219.08	33	4	29		4		6	6	17		12.69				66.41	197.46		53.53	165.55																
35	30	248	PARNES,Susan	275.90	3.18	272.72	3.48	275.90		248.02	27	1	26		1		1		25		3.18				0.30	272.42	3.18		244.84																
36	31	429	CAPPELLI,Robert	248.87	1.04	247.83	63.41	248.87		229.82	26	1	25		1		2	5	18		1.04				62.37	185.46		55.25	174.57																
37	32	110	NEWMAN,Bert	240.04	0.73	239.31	7.40	240.04		201.14	29	1	28		1		2	1	25		0.73				6.67	232.64			201.14																
38	33	437	SHERBURN,Robert	227.66		227.66		227.66		227.66	22		22						22							227.66			227.66																
39	34	281	WINOKUR,Willie	224.87	4.28	220.59	24.75	223.89	0.98	101.51	38	6	32	1	5		5	3	24	0.98	3.30			20.47	200.12		1.87	99.64																
40	35	306	WHITE,Ed	208.68	2.16	206.52	2.16	208.68		66.22	57	3	54		3				54		2.16				206.52			66.22																
41	36	591	watkinsSWARTHOUT,Donna	201.67		201.67		201.67		201.67	19		19						19						201.67			201.67																
42	37	15	BUCHHEISTER,John	195.47	20.52	174.95	113.56	194.68	0.79	124.84	41	10	31	1	9		5	18	8	0.79	19.73				93.04	81.91	8.22	51.49	65.13																
43	38	298	JACOBS,Hans	191.89	2.51	189.38	64.61	191.89		186.82	15	2	13		2		1	4	8		2.51				62.10	127.28	2.51	62.10	122.21																
44	39	372	MARCUS,Bobbie	183.14		183.14		183.14		149.52	25		25						25							183.14			149.52																
45	40	290	ALIOTO,Michael	168.75	1.63	167.12	20.20	168.75		152.72	20	1	19		1		2	3	14		1.63				18.57	148.55	1.63	18.31	132.78																
46	41	241	HANN,Gary	164.02	1.51	162.51	67.18	164.02		112.33	22	2	20		2		1	7	12		1.51				65.67	96.84	1.10	24.24	86.99																
47	42	144	JABBOUR,Zeke	161.27	1.31	159.96	2.24	157.56	3.71	156.00	27	6	21	6		2	2		17	1.31		0.93	1.47			157.56			156.00																
48	43	D 46	**TORMEY,Madalyn**	**160.82**	11.27	149.55	75.32	156.18	4.64	40.72	57	6	51	1	5	1	3	1	20	26	0.32	10.95	0.33	3.99	63.72	81.51	9.23	20.39	11.10																
49	44	294	HIRSCHMAN,Sam	159.49	8.20	151.29	88.96	159.49		131.94	22	3	19		3		2	7	10		8.20				80.76	70.53	6.86	75.23	49.85																

BRIDGE PTRS and TM-MATES | ptr pts | alphabetical | chronological | Sheet3 | Sheet4 | Sheet5 | Sheet6 | Sheet7 | Sheet8 | Sheet9 | Sheet ...

Ready Accessibility: Unavailable 100%

Link BRID2012.xls

	A	B	C	D	E	F	G	H	I	J	K	L	M	N	O	P	Q	R	S	T	U	V	W	X	Y	Z	AA	AB	AC	AD
1					BRIDGE RECORDS - WILLIAM C. ARLINGHAUS - 1/1/12											BRIDGE RECORDS - WILLIAM C. ARLINGHAUS - 1/1/12														
2				number of ptrs	611	220	538	288	541	158	414	611	220	538		see pts #			74	145	455	136	145	21	41	165	462	98	128	348
3															WIN		TEAM WINNERS					POINTS				TEAM POINTS			RED/GOLD/PLAT PTS		
4			CH			PAIR	TEAM	PTR	TRN	CLB	RG	WIN-	WIN	WIN	PAIR		MTP&M		PTR	MATE		PAIR		PTR	MT	PTR	MATE		PTR	MATE
5	RK		NO	PERSON	PTS	PTS	PTS	PTS	PTS	PTS	PTS	NERS	PR	TM	C	TRN	CLB		TOURN			CLB	TRN	CLUB		TOURN		PAIR	TEAM	TEAM
6	1		45	SWARTHOUT,Dave	2064.03	321.45	1742.58	1684.59	2056.60	7.43	1753.75	331	71	260	5	66	3	16	177	64	3.44	318.01		3.99	1363.14	375.45	275.89	1229.99	247.87
7	2		225	WEBBER,Bob	1461.94	259.61	1202.33	1111.70	1461.59	0.35	882.55	239	74	165	1	73		12	108	45	0.35	259.26			852.09	350.24	107.00	552.79	222.76
8	3		274	HIRSCHMAN,Marty	1129.41	31.88	1097.53	233.03	1120.84	8.57	841.08	164	8	156	5	3		18	8	130	8.57	23.31			201.15	896.38	9.43	198.44	633.21
9	4		335	SCHAEFFER,Lynne	1082.77	162.84	919.93	511.02	1082.41	0.36	760.88	160	39	121	1	38		8	56	57	0.36	162.48			348.18	571.75	41.97	201.88	517.03
10	5		156	FATKA,Jim	844.59	40.78	803.81	184.67	839.54	5.05	732.97	127	28	99	7	21		8	18	73	5.05	35.73			143.89	659.92	12.73	101.84	618.40
11	6		104	CHIESA,Joe	724.16	66.10	658.06	341.79	724.16		473.00	135	30	105		30		15	38	52		66.10			275.69	382.37	12.79	166.27	293.94
12	7		178	TEMKIN,Dick	714.11	28.71	685.40	230.23	713.06	1.05	456.18	121	11	110	1	10		7	29	74	1.05	27.66			201.52	483.88	22.21	138.37	295.60
13	8	D	**243**	**LEON,Phil**	**592.20**	23.35	568.85	33.49	592.20		538.41	70	7	63		7		2	4	57		23.35				10.14	558.71	22.74	8.71	506.96
14	**9**	**D**	**439**	**KAYE,Richard**	**458.14**	51.77	406.37	118.32	456.94	1.20	402.14	59	13	46	1	12		2	10	34	1.20	50.57				66.55	339.82	34.92	65.98	301.24
15	10		309	BRYANT,Brenda	457.54	8.45	449.09	362.84	457.54		257.17	79	4	75		4		19	44	12		8.45				354.39	94.70	8.05	179.52	69.60
16	11		211	ROSENSTEIN,Irv	445.82		445.82	1.45	445.82		271.18	76		76				2	1	73						1.45	444.37		0.51	270.67
17	12		266	HUSTON,Michael	444.88	9.27	435.61	217.99	444.88		442.03	54	6	48		6		6	13	29		9.27				208.72	226.89	9.27	207.29	225.47
18	13		60	TRACY,Bob	403.91	4.22	399.69	119.63	403.91		260.30	73	4	69		4		5	23	41		4.22				115.41	284.28	0.49	59.27	200.54
19	14		108	GRAHAM,Mike	387.55	15.14	372.41	75.50	386.32	1.23	235.92	76	8	68	3	5		4	14	50	1.23	13.91			60.36	312.05	5.76	32.26	197.90
20	15		231	HUXLEY,Paul	370.62	77.50	293.12	276.17	370.62		188.93	88	26	62		26		2	48	12		77.50				198.67	94.45	29.72	107.45	51.76
21	16		474	MORGAN,Jacob	356.28		356.28		356.28		356.28	16		16						16							356.28			356.28
22	17		201	ClearyJABBOUR,Sharon	348.77	75.40	273.37	294.69	336.66	12.11	288.84	92	43	49	23	20	3	1	36	9	9.91	65.49	1.56	0.64	217.73	53.44	52.98	185.33	50.53
23	18		269	O'NEIL,Jim	326.15	139.91	186.24	278.60	316.12	10.03	139.94	99	62	37	15	47		1	25	11	10.03	129.88			138.69	47.55	59.97	59.26	20.71
24	19		252	MADDOX,Marilyn	325.71		325.71		325.71		245.10	61		61						61							325.71			245.10
25	20		209	RUMELHART,Don	319.82	4.65	315.17	46.33	316.51	3.31	242.40	44	3	41	1	2	3	5	4	29	0.54	4.11		2.77	41.68	270.72		14.93	227.47
26	21		253	MADDOX,Myles	316.50	0.65	315.85	0.65	315.85	0.65	233.92	62	1	61	1					61	0.65					315.85			233.92
27	22		23	OWENS,Gene	300.25	5.09	295.16	10.14	300.25		218.85	49	3	46		3		2		44		5.09			5.05	290.11		4.79	214.06
28	23	D	**234**	**REMEY MOORE,Joan**	**287.41**	88.33	199.08	153.11	287.41		189.12	67	36	31		36		5	9	17		88.33			64.78	134.30	29.54	46.61	112.97
29	24		569	MELVILLE,James	285.95		285.95		285.95		285.95	11		11						11							285.95			285.95
30	25		289	GARDNER,Beverly	282.40	0.39	282.01	21.21	282.40		182.10	35	1	34		1		2	3	29		0.39			20.82	261.19		18.83	163.27
31	26		270	OWENS,Chris	279.63	2.70	276.93	2.96	279.63		203.97	42	1	41		1		1		40		2.70			0.26	276.67	2.70		201.27
32	27		247	PARNES,Gordon	276.56	12.69	263.87	79.10	276.56		219.08	33	4	29		4		6	6	17		12.69			66.41	197.46		53.53	165.55
33	28		268	CRANE,Mike	275.97	33.53	242.44	69.55	272.14	3.83	212.55	49	9	40	4	5		1	4	35	3.83	29.70			36.02	206.42	28.45	28.23	155.87
34	29		248	PARNES,Susan	275.90	3.18	272.72	3.48	275.90		248.02	27	1	26		1		1		25		3.18			0.30	272.42	3.18		244.84
35	30		110	NEWMAN,Bert	240.04	0.73	239.31	7.40	240.04		201.14	29	1	28		1		2	1	25		0.73			6.67	232.64			201.14
36	31		281	WINOKUR,Willie	223.11	4.28	218.83	24.75	222.13	0.98	99.75	37	6	31	1	5		5	3	23	0.98	3.30			20.47	198.36		1.87	97.88
37	32		429	CAPPELLI,Robert	220.29	1.04	219.25	63.41	220.29		201.24	25	1	24		1		2	5	17		1.04			62.37	156.88		55.25	145.99
38	33		399	BRENT,Bob	216.83		216.83	30.62	216.83		187.65	15		15					1	14					30.62	186.21		30.62	157.03
39	34		437	SHERBURN,Robert	214.47		214.47		214.47		214.47	20		20						20							214.47			214.47
40	35		306	WHITE,Ed	208.68	2.16	206.52	2.16	208.68		66.22	57	3	54		3				54		2.16					206.52			66.22
41	36		15	BUCHHEISTER,John	192.57	20.52	172.05	110.66	191.78	0.79	123.08	38	10	28	1	9		5	15	8	0.79	19.73			90.14	81.91	8.22	49.73	65.13
42	37		298	JACOBS,Hans	191.89	2.51	189.38	64.61	191.89		186.82	15	2	13		2		1	4	8		2.51			62.10	127.28	2.51	62.10	122.21
43	38		372	MARCUS,Bobbie	183.14		183.14		183.14		149.52	25		25						25							183.14			149.52
44	39		290	ALIOTO,Michael	168.75	1.63	167.12	20.20	168.75		152.72	20	1	19		1		2	3	14		1.63			18.57	148.55	1.63	18.31	132.78
45	40		241	HANN,Gary	164.02	1.51	162.51	67.18	164.02		112.33	22	2	20		2		1	7	12		1.51			65.67	96.84	1.10	24.24	86.99
46	41		144	JABBOUR,Zeke	161.27	1.31	159.96	2.24	157.56	3.71	156.00	27	6	21	6		2	2		17	1.31		0.93	1.47		157.56			156.00
47	42	D	**46**	**TORMEY,Madalyn**	**160.82**	11.27	149.55	75.32	156.18	4.64	40.72	57	6	51	1	5	1	3	1	20	26	0.32	10.95	0.33	3.99	63.72	81.51	9.23	20.39	11.10
48	43		294	HIRSCHMAN,Sam	159.49	8.20	151.29	88.96	159.49		131.94	22	3	19		3		2	7	10		8.20				80.76	70.53	6.86	75.23	49.85
49	44		62	CRAFTON,Bob	155.74	6.87	148.87	33.54	153.76	1.98	69.56	39	8	31	2	6		5	5	21	1.98	4.89				26.67	122.20	2.92	6.51	60.13

BRIDGE PTRS and TM-MATES | ptr pts | alphabetical | chronological | Sheet3 | Sheet4 | Sheet5 | Sheet6 | Sheet7 | Sheet8 | Sheet9 | Sheet ...

Ready Accessibility: Unavailable 100%

Link BRID2011.xls

	A	B	C	D	E	F	G	H	I	J	K	L	M	N	O	P	Q	R	S	T	U	V	W	X	Y	Z	AA	AB	AC	AD
1					BRIDGE RECORDS - WILLIAM C. ARLINGHAUS - 1/1/2011										BRIDGE RECORDS - WILLIAM C. ARLINGHAUS - 1/1/2011															
2				number of ptrs	595	217	523	283	526	157	397	595	217	523	see pts #				74	141	443	135	143	21	41	161	450	96	125	334
3															WIN		TEAM WINNERS					POINTS		TEAM POINTS				RED/GOLD/PLAT PTS		
4			CH			PAIR	TEAM	PTR	TRN	CLB	RG	WIN-	WIN	WIN	PAIR		P	MT	P&M	PTR	MATE	PAIR		PTR	MT	PTR	MATE		PTR	MATE
5	RK		NO	PERSON	PTS	PTS	PTS	PTS	PTS	PTS	PTS	NERS	PR	TM	C	TRN	CLB			TOURN		CLB	TRN	CLUB		TOURN		PAIR	TEAM	TEAM
6	1		565	AARONS,Steve	1.06	0.00	1.06	0.00	1.06	0.00	1.06	1	0	1							1						1.06			1.06
7	2		405	ABRAMS,Howard	3.61	3.61	0.00	3.61	2.11	1.50	0.00	3	3		1	2						1.50	2.11							
8	3		491	ABRAMSON,Marcia	0.72	0.00	0.72	0.00	0.72	0.00	0.72	1	0	1							1						0.72			0.72
9	4	D	**314**	**ADAMS,David**	**77.65**	18.11	59.54	64.29	77.65	0.00	77.65	9	1	8		1				4	4		18.11			46.18	13.36	18.11	46.18	13.36
10	5		542	AFDAHL,Darwin	0.80	0.00	0.80	0.00	0.80	0.00	0.80	1	0	1							1						0.80			0.80
11	6		543	AFDAHL,Kay	0.80	0.00	0.80	0.00	0.80	0.00	0.80	1	0	1							1						0.80			0.80
12	7	D	**93**	**AKTURK,Chuckie**	**0.18**	0.00	0.18	0.00	0.00	0.18	0.00	1	0	1				1							0.18					
13	8		122	AKTURK,Hans	18.63	1.39	17.24	4.80	15.18	3.45	0.00	5	2	3	2		1			1	1	1.39		2.06		1.35	13.83			
14	9		238	ALBERT,Bill	1.56	0.00	1.56	0.00	1.56	0.00	0.00	1	0	1							1						1.56			
15	10	D	**285**	**ALDERTON,George**	**0.82**	0.82	0.00	0.82	0.82	0.00	0.00	1	1	0		1							0.82							
16	11		290	ALIOTO,Michael	168.18	1.63	166.55	20.20	168.18	0.00	152.72	19	1	18		1			2	3	13		1.63			18.57	147.98	1.63	18.31	132.78
17	12		154	ALIOTTA,Mike	12.65	0.00	12.65	0.00	12.65	0.00	0.00	1	0	1							1						12.65			
18	13	D	**230**	**ALLEMAN,Carol**	**73.38**	1.92	71.46	1.92	73.38	0.00	41.85	13	1	12		1					12		1.92				71.46			41.85
19	14		561	ALLEN,Craig	10.91	0.00	10.91	0.00	10.91	0.00	10.91	3	0	3							3						10.91			10.91
20	15		369	ALPERN,Lee	7.53	0.00	7.53	0.95	7.53	0.00	0.00	2	0	2					1		1					0.95	6.58			
21	16		525	AMES,Tony	1.00	0.00	1.00	0.00	1.00	0.00	1.00	1	0	1							1						1.00			1.00
22	17		16	ANDERS,Larry	0.75	0.00	0.75	0.00	0.75	0.00	0.00	1	0	1							1						0.75			
23	18		512	ANDERSON,Janice	6.08	0.00	6.08	0.00	6.08	0.00	6.08	4	0	4							4						6.08			6.08
24	19		145	ANDERSON,Jim	0.81	0.00	0.81	0.00	0.81	0.00	0.00	1	0	1							1						0.81			
25	20		494	ANDERSON,Richard	22.21	0.00	22.21	13.51	22.21	0.00	22.21	6	0	6						1	5					13.51	8.70		13.51	8.70
26	21		589	ANDERSON,Roger	2.20	0.00	2.20	0.00	2.20	0.00	2.20	1	0	1							1						2.20			2.20
27	22		590	ANDERSON,Sharon	2.20	0.00	2.20	0.00	2.20	0.00	2.20	1	0	1							1						2.20			2.20
28	23		116	ANDREWS,Chris	0.69	0.00	0.69	0.00	0.00	0.69	0.00	1	0	1				1							0.69					
29	24		165	ANGELOU,Dick	6.90	6.90	0.00	6.90	6.25	0.65	3.74	5	5	0	2	3						0.65	6.25					3.74		
30	25		453	APFELBAUM,Jay	0.63	0.00	0.63	0.63	0.63	0.00	0.63	1	0	1						1						0.63			0.63	
31	26		420	AQUILA,Frank	4.92	0.00	4.92	0.00	4.92	0.00	4.92	1	0	1							1						4.92			4.92
32	27		3	ARLINGHAUS,Frank	4.21	4.21	0.00	4.21	1.13	3.08	0.00	9	9	0	6	3						3.08	1.13							
33	28		30	ARLINGHAUS,Sandy	12.54	11.08	1.46	12.54	1.51	11.03	0.00	36	34	2	33	1	1			1		10.65	0.43	0.38		1.08				
34	29		127	ARMSTRONG,Skip	8.07	2.02	6.05	3.82	8.07	0.00	3.82	5	1	4		1				1	3		2.02			1.80	4.25	2.02	1.80	
35	30		357	ASSINI,Jan	2.20	0.00	2.20	0.00	2.20	0.00	2.20	2	0	2							2						2.20			2.20
36	31		192	ATKINSON,Marilyn	0.18	0.18	0.00	0.18	0.00	0.18	0.00	1	1	0	1							0.18								
37	32		456	AVIDAN,Betty	0.30	0.30	0.00	0.30	0.00	0.30	0.00	1	1	0	1							0.30								
38	33		449	AYDIN,Timur	0.57	0.00	0.57	0.00	0.57	0.00	0.60	1	0	1							1						0.57			0.60
39	34		326	BACHELDER,Jim	79.75	8.22	71.53	38.35	79.75	0.00	71.98	8	1	7		1			1	3	3		8.22			30.13	41.40	8.22	28.21	35.55
40	35		487	BACON,Barbara	0.20	0.00	0.20	0.00	0.20	0.00	0.20	1	0	1							1						0.20			0.20
41	36	D	**130**	**BACON,Bobbie**	**0.13**	0.13	0.00	0.13	0.00	0.13	0.00	1	1	0	1							0.13								
42	37		334	BAFF,Marty	51.59	0.00	51.59	0.00	51.59	0.00	51.59	3	0	3							3						51.59			51.59
43	38		501	BANDLER,Mike	0.63	0.00	0.63	0.00	0.63	0.00	0.63	1	0	1							1						0.63			0.63
44	39		17	BANDOS,Steve	0.25	0.25	0.00	0.25	0.00	0.25	0.00	1	1	0	1							0.25								
45	40		580	BANDY,Tom	3.10	0.00	3.10	0.00	3.10	0.00	3.10	1	0	1							1						3.10			3.10
46	41		94	BARE,Dorean	0.18	0.00	0.18	0.00	0.00	0.18	0.00	1	0	1				1							0.18					
47	42		499	BARRETT,Jade	0.31	0.00	0.31	0.00	0.31	0.00	0.31	1	0	1							1						0.31			0.31
48	43		401	BARROW,Jim	0.63	0.00	0.63	0.00	0.63	0.00	0.63	1	0	1							1						0.63			0.63
49	44		504	BAUM,Jay	117.79	47.27	70.52	61.06	117.79	0.00	117.79	8	2	6		2				1	5		47.27			13.79	56.73	47.27	13.79	56.73

BRIDGE PTRS and TM-MATES | ptr pts | alphabetical | chronological | Sheet3 | Sheet4 | Sheet5 | Sheet6 | Sheet7 | Sheet8 | Sheet9 | Sheet' ...

Ready   Accessibility: Unavailable   100%

Link BRID2010.xls

	A	B	C	D	E	F	G	H	I	J	K	L	M	N	O	P	Q	R	S	T	U	V	W	X	Y	Z	AA	AB	AC	AD
1					BRIDGE RECORDS - WILLIAM C. ARLINGHAUS - 1/1/2010											BRIDGE RECORDS - WILLIAM C. ARLINGHAUS - 1/1/2010														
2				number of ptrs	570	212	499	275	501	157	376	570	212	499		see pts #			72	132	422	135	138	21	41	153	428	93	117	316
3															WIN			TEAM WINNERS				POINTS				TEAM POINTS			RED/GOLD/PLAT PTS		
4			CH			PAIR	TEAM	PTR	TRN	CLB	RG	WIN-	WIN	WIN	PAIR			MTP&M	PTR	MATE		PAIR		PTR	MT	PTR	MATE		PTR	MATE
5	RK		NO	PERSON	PTS	PTS	PTS	PTS	PTS	PTS	PTS	NERS	PR	TM	C	TRN		CLB	TOURN			CLB	TRN		CLUB	TOURN		PAIR	TEAM	TEAM
6	1		45	SWARTHOUT,Dave	1712.58	240.86	1471.72	1427.21	1705.15	7.43	1402.30	282	60	222	5	55		3	13	153	53	3.44	237.42		3.99	1186.35	281.38	195.30	1053.20	153.80
7	2		225	WEBBER,Bob	1459.21	259.61	1199.60	1108.97	1458.86	0.35	882.55	238	74	164	1	73			12	107	45	0.35	259.26			849.36	350.24	107.00	552.79	222.76
8	3		274	HIRSCHMAN,Marty	1129.41	31.88	1097.53	233.03	1120.84	8.57	841.08	164	8	156	5	3			18	8	130	8.57	23.31			201.15	896.38	9.43	198.44	633.21
9	4		335	SCHAEFFER,Lynne	1082.77	162.84	919.93	511.02	1082.41	0.36	760.88	160	39	121	1	38			8	56	57	0.36	162.48			348.18	571.75	41.97	201.88	517.03
10	5		156	FATKA,Jim	746.49	40.78	705.71	156.68	741.44	5.05	634.87	116	28	88	7	21			5	17	66	5.05	35.73			115.90	589.81	12.73	73.85	548.29
11	6		104	CHIESA,Joe	649.23	66.10	583.13	302.45	649.23		398.85	131	30	101		30			12	37	52		66.10			236.35	346.78	12.79	127.19	258.87
12	7		243	LEON,Phil	592.20	23.35	568.85	33.49	592.20		538.41	70	7	63		7			2	4	57		23.35			10.14	558.71	22.74	8.71	506.96
13	8		178	TEMKIN,Dick	587.83	23.79	564.04	121.82	586.78	1.05	352.41	110	8	102	1	7			6	22	74	1.05	22.74			98.03	466.01	19.18	55.50	277.73
14	9		309	BRYANT,Brenda	457.54	8.45	449.09	362.84	457.54		257.17	79	4	75		4			19	44	12		8.45			354.39	94.70	8.05	179.52	69.60
15	10		211	ROSENSTEIN,Irv	445.82		445.82	1.45	445.82		271.18	76		76					2	1	73					1.45	444.37		0.51	270.67
16	11		266	HUSTON,Michael	419.31	9.27	410.04	192.42	419.31		416.46	53	6	47		6			6	12	29		9.27			183.15	226.89	9.27	181.72	225.47
17	12		60	TRACY,Bob	403.91	4.22	399.69	119.63	403.91		260.30	73	4	69		4			5	23	41		4.22			115.41	284.28	0.49	59.27	200.54
18	13		108	GRAHAM,Mike	387.03	15.14	371.89	75.50	385.80	1.23	235.92	75	8	67	3	5			4	14	49	1.23	13.91			60.36	311.53	5.76	32.26	197.90
19	14		231	HUXLEY,Paul	370.62	77.50	293.12	276.17	370.62		188.93	88	26	62		26			2	48	12		77.50			198.67	94.45	29.72	107.45	51.76
20	15		201	ClearyJABBOUR,Sharon	348.77	75.40	273.37	294.69	336.66	12.11	288.84	92	43	49	23	20	3	1		36	9	9.91	65.49	1.56	0.64	217.73	53.44	52.98	185.33	50.53
21	16		439	KAYE,Richard	336.80	51.77	285.03	118.32	335.60	1.20	301.74	48	13	35	1	12			2	10	23	1.20	50.57			66.55	218.48	34.92	65.98	200.84
22	17		269	O'NEIL,Jim	326.15	139.91	186.24	278.60	316.12	10.03	139.94	99	62	37	15	47			1	25	11	10.03	129.88			138.69	47.55	59.97	59.26	20.71
23	18		23	OWENS,Gene	300.25	5.09	295.16	10.14	300.25		218.85	49	3	46		3			2		44		5.09			5.05	290.11		4.79	214.06
24	19	D	234	**REMEY MOORE,Joan**	**287.41**	88.33	199.08	153.11	287.41		189.12	67	36	31		36			5	9	17		88.33			64.78	134.30	29.54	46.61	112.97
25	20		270	OWENS,Chris	279.63	2.70	276.93	2.96	279.63		203.97	42	1	41		1			1		40		2.70			0.26	276.67	2.70		201.27
26	21		252	MADDOX,Marilyn	277.06		277.06		277.06		204.42	57		57							57						277.06			204.42
27	22		248	PARNES,Susan	275.90	3.18	272.72	3.48	275.90		248.02	27	1	26		1			1		25		3.18			0.30	272.42	3.18		244.84
28	23		247	PARNES,Gordon	274.70	10.83	263.87	77.24	274.70		219.08	32	3	29		3			6	6	17		10.83			66.41	197.46		53.53	165.55
29	24		253	MADDOX,Myles	267.85	0.65	267.20	0.65	267.20	0.65	193.24	58	1	57	1						57	0.65					267.20			193.24
30	25		268	CRANE,Mike	265.04	33.53	231.51	69.55	261.21	3.83	201.62	46	9	37	4	5			1	4	32	3.83	29.70			36.02	195.49	28.45	28.23	144.94
31	26		289	GARDNER,Beverly	241.32		241.32	20.82	241.32		182.10	26		26					2	3	21					20.82	220.50		18.83	163.27
32	27		110	NEWMAN,Bert	229.98	0.73	229.25	5.87	229.98		201.14	25	1	24		1			1	1	22		0.73			5.14	224.11			201.14
33	28		209	RUMELHART,Don	218.95	4.65	214.30	8.22	215.64	3.31	168.81	33	3	30	1	2		3	1		26	0.54	4.11		2.77	3.57	207.96			168.81
34	29		429	CAPPELLI,Robert	216.97	1.04	215.93	61.23	216.97		201.24	22	1	21		1			2	4	15		1.04			60.19	155.74		55.25	145.99
35	30		437	SHERBURN,Robert	214.47		214.47		214.47		214.47	20		20							20						214.47			214.47
36	31		306	WHITE,Ed	203.90	2.16	201.74	2.16	203.90		66.22	55	3	52		3					52		2.16				201.74			66.22
37	32		281	WINOKUR,Willie	190.22	4.28	185.94	18.79	189.24	0.98	74.18	33	6	27	1	5			3	2	22	0.98	3.30			14.51	171.43		1.87	72.31
38	33		372	MARCUS,Bobbie	183.14		183.14		183.14		149.52	25		25							25						183.14			149.52
39	34		290	ALIOTO,Michael	166.00	1.63	164.37	20.20	166.00		152.72	18	1	17		1			2	3	12		1.63			18.57	145.80	1.63	18.31	132.78
40	35		144	JABBOUR,Zeke	161.27	1.31	159.96	2.24	157.56	3.71	156.00	27	6	21	6		2	2			17	1.31		0.93	1.47		157.56			156.00
41	36		241	HANN,Gary	160.83	1.51	159.32	67.18	160.83		112.33	21	2	19		2			1	7	11		1.51			65.67	93.65	1.10	24.24	86.99
42	37	D	46	**TORMEY,Madalyn**	**160.82**	11.27	149.55	75.32	156.18	4.64	40.72	57	6	51	1	5	1	3	1	20	26	0.32	10.95	0.33	3.99	63.72	81.51	9.23	20.39	11.10
43	38		294	HIRSCHMAN,Sam	159.49	8.20	151.29	88.96	159.49		131.94	22	3	19		3			2	7	10		8.20			80.76	70.53	6.86	75.23	49.85
44	39		62	CRAFTON,Bob	155.74	6.87	148.87	33.54	153.76	1.98	69.56	39	8	31	2	6			5	5	21	1.98	4.89			26.67	122.20	2.92	6.51	60.13
45	40		327	WEINER,Howard	154.16	6.37	147.79	10.86	154.16		96.98	25	1	24		1			3		21		6.37			4.49	143.30		3.43	93.55
46	41		191	SENSOLI,Frank	151.95	11.00	140.95	26.31	151.95		117.77	13	1	12		1			1	2	9		11.00			15.31	125.64		6.90	110.87
47	42		298	JACOBS,Hans	140.86	2.51	138.35	39.15	140.86		135.79	13	2	11		2			1	3	7		2.51			36.64	101.71	2.51	36.64	96.64
48	43		396	ELLIS,Brian	137.45	12.08	125.37	103.20	137.45		137.45	19	5	14		5				10	4		12.08			91.12	34.25	12.08	91.12	34.25
49	44		313	NEWMAN,Kathy	136.55	2.39	134.16	3.01	136.55		136.29	14	1	13		1				1	12		2.39			0.62	133.54	2.39	0.62	133.28

BRIDGE PTRS and TM-MATES | ptr pts | alphabetical | Sheet 1 | Sheet2 | Sheet3 | Sheet4 | Sheet5 | Sheet6 | Sheet7 | Sheet8 | Sheet9 | Sh ...

Ready Accessibility: Unavailable 100%

Link BRID2009.xls

1					BRIDGE RECORDS - WILLIAM C. ARLINGHAUS - 1/1/2009																																											
2				number of ptrs	555	211	483	271	486	155	365	555	211	483		see pts #		69	128	408	133	138	21	41	149	414	93	116	304																			
3																WIN		TEAM WINNERS			POINTS				TEAM POINTS		RED/GOLD/PLAT PTS																			
4		CH				PAIR	TEAM	PTR	TRN	CLB	RG	WIN-	WIN	WIN		PAIR	P MTP	M PTR	MATE		PAIR		PTR	MT	PTR	MATE		PTR	MATE																	
5	RK	NO	PERSON	PTS		PTS	PTS	PTS	PTS	PTS	PTS	NERS	PR	TM		C	TRN	CLB	TOURN		CLB	TRN		CLB		TOURN		PAIR	TEAM																	
6	1	225	WEBBER,Bob	1456.41	259.61	1196.80	1108.97	1456.06	0.35	879.75	237	74	163		1	73		12	107	44	0.35	259.26			849.36	347.44	107.00	552.79	219.96																	
7	2	45	SWARTHOUT,Dave	1353.40	154.68	1198.72	1108.35	1345.97	7.43	1043.12	239	51	188		5	46	3	11	122	52	3.44	151.24		3.99	953.67	241.06	109.12	820.52	113.48																	
8	3	274	HIRSCHMAN,Marty	1129.41	31.88	1097.53	233.03	1120.84	8.57	841.08	164	8	156		5	3		18	8	130	8.57	23.31			201.15	896.38	9.43	198.44	633.21																	
9	4	335	SCHAEFFER,Lynne	1079.28	162.84	916.44	508.58	1078.92	0.36	759.83	158	39	119		1	38		8	55	56	0.36	162.48			345.74	570.70	41.97	201.88	515.98																	
10	5	156	FATKA,Jim	705.80	40.78	665.02	155.77	700.75	5.05	597.89	108	28	80		7	21		5	16	59	5.05	35.73			114.99	550.03	12.73	73.85	511.31																	
11	6	104	CHIESA,Joe	621.52	59.43	562.09	294.27	621.52		381.34	125	29	96			29		12	35	49		59.43			234.84	327.25	12.79	126.25	242.30																	
12	7	178	TEMKIN,Dick	582.60	23.79	558.81	121.44	581.55	1.05	352.41	108	8	100		1	7		6	21	73	1.05	22.74			97.65	461.16	19.18	55.50	277.73																	
13	8	243	LEON,Phil	576.78	23.35	553.43	33.49	576.78		522.99	68	7	61			7		2	4	55		23.35			10.14	543.29	22.74	8.71	491.54																	
14	9	309	BRYANT,Brenda	454.94	8.45	446.49	362.84	454.94		257.17	78	4	74			4		19	44	11		8.45			354.39	92.10	8.05	179.52	69.60																	
15	10	211	ROSENSTEIN,Irv	440.97		440.97	1.45	440.97		271.18	75		75					2	1	72					1.45	439.52		0.51	270.67																	
16	11	266	HUSTON,Michael	405.16	9.27	395.89	192.42	405.16		402.31	47	6	41			6		6	12	23		9.27			183.15	212.74	9.27	181.72	211.32																	
17	12	60	TRACY,Bob	403.91	4.22	399.69	119.63	403.91		260.30	73	4	69			4		5	23	41		4.22			115.41	284.28	0.49	59.27	200.54																	
18	13	108	GRAHAM,Mike	386.12	15.14	370.98	75.50	384.89	1.23	235.92	74	8	66		3	5		4	14	48	1.23	13.91			60.36	310.62	5.76	32.26	197.90																	
19	14	231	HUXLEY,Paul	370.62	77.50	293.12	276.17	370.62		188.93	88	26	62			26		2	48	12		77.50			198.67	94.45	29.72	107.45	51.76																	
20	15	201	ClearyJABBOUR,Sharon	346.79	75.40	271.39	294.69	334.68	12.11	286.86	91	43	48		23	20	3	1	36	8	9.91	65.49	1.56	0.64	217.73	51.46	52.98	185.33	48.55																	
21	16	269	O'NEIL,Jim	326.15	139.91	186.24	278.60	316.12	10.03	139.94	99	62	37		15	47		1	25	11	10.03	129.88			138.69	47.55	59.97	59.26	20.71																	
22	17	23	OWENS,Gene	300.25	5.09	295.16	10.14	300.25		218.85	49	3	46			3		2		44		5.09			5.05	290.11		4.79	214.06																	
23	18	D 234	**REMEY MOORE,Joan**	**287.41**	88.33	199.08	153.11	287.41		189.12	67	36	31			36		5	9	17		88.33			64.78	134.30	29.54	46.61	112.97																	
24	19	270	OWENS,Chris	279.63	2.70	276.93	2.96	279.63		203.97	42	1	41			1		1		40		2.70			0.26	276.67	2.70		201.27																	
25	20	252	MADDOX,Marilyn	276.59		276.59		276.59		203.95	56		56							56						276.59			203.95																	
26	21	248	PARNES,Susan	273.46	3.18	270.28	3.48	273.46		248.02	26	1	25			1		1		24		3.18			0.30	269.98	3.18		244.84																	
27	22	247	PARNES,Gordon	272.26	10.83	261.43	77.24	272.26		219.08	31	3	28			3		6	6	16		10.83			66.41	195.02		53.53	165.55																	
28	23	253	MADDOX,Myles	267.38	0.65	266.73	0.65	266.73	0.65	192.77	57	1	56		1					56	0.65					266.73			192.77																	
29	24	268	CRANE,Mike	242.68	33.53	209.15	69.55	238.85	3.83	179.26	42	9	33		4	5		1	4	28	3.83	29.70			36.02	173.13	28.45	28.23	122.58																	
30	25	110	NEWMAN,Bert	229.98	0.73	229.25	5.87	229.98		201.14	25	1	24			1		1	1	22		0.73			5.14	224.11			201.14																	
31	26	209	RUMELHART,Don	218.95	4.65	214.30	8.22	215.64	3.31	168.81	33	3	30		1	2	3	1		26	0.54	4.11		2.77	3.57	207.96			168.81																	
32	27	429	CAPPELLI,Robert	216.97	1.04	215.93	61.23	216.97		201.24	22	1	21			1		2	4	15		1.04			60.19	155.74		55.25	145.99																	
33	28	439	KAYE,Richard	216.31	51.77	164.54	118.32	215.11	1.20	193.09	38	13	25		1	12		2	10	13	1.20	50.57			66.55	97.99	34.92	65.98	92.19																	
34	29	306	WHITE,Ed	203.26	1.52	201.74	1.52	203.26		66.22	54	2	52			2				52		1.52				201.74			66.22																	
35	30	437	SHERBURN,Robert	199.05		199.05		199.05		199.05	18		18							18						199.05			199.05																	
36	31	281	WINOKUR,Willie	185.41	4.28	181.13	18.79	184.43	0.98	72.20	31	6	25		1	5		3	2	20	0.98	3.30			14.51	166.62		1.87	70.33																	
37	32	372	MARCUS,Bobbie	183.14		183.14		183.14		149.52	25		25							25						183.14			149.52																	
38	33	290	ALIOTO,Michael	166.00	1.63	164.37	20.20	166.00		152.72	18	1	17			1		2	3	12		1.63			18.57	145.80	1.63	18.31	132.78																	
39	34	144	JABBOUR,Zeke	161.27	1.31	159.96	2.24	157.56	3.71	156.00	27	6	21		6		2	2		17	1.31		0.93	1.47		157.56			156.00																	
40	35	D 46	**TORMEY,Madalyn**	**160.82**	11.27	149.55	75.32	156.18	4.64	40.72	57	6	51		1	5	1	3	1	20	26	0.32	10.95	0.33	3.99	63.72	81.51	9.23	20.39	11.10																	
41	36	294	HIRSCHMAN,Sam	159.49	8.20	151.29	88.96	159.49		131.94	22	3	19			3		2	7	10		8.20			80.76	70.53	6.86	75.23	49.85																	
42	37	327	WEINER,Howard	154.16	6.37	147.79	10.86	154.16		96.98	25	1	24			1		3		21		6.37			4.49	143.30		3.43	93.55																	
43	38	191	SENSOLI,Frank	151.95	11.00	140.95	26.31	151.95		117.77	13	1	12			1		1	2	9		11.00			15.31	125.64		6.90	110.87																	
44	39	62	CRAFTON,Bob	148.33	4.89	143.44	31.56	148.33		69.56	35	6	29			6		5	5	19		4.89			26.67	116.77	2.92	6.51	60.13																	
45	40	241	HANN,Gary	144.48	1.51	142.97	67.18	144.48		102.29	17	2	15			2		1	7	7		1.51			65.67	77.30	1.10	24.24	76.95																	
46	41	313	NEWMAN,Kathy	136.55	2.39	134.16	3.01	136.55		136.29	14	1	13			1			1	12		2.39			0.62	133.54	2.39	0.62	133.28																	
47	42	403	SUTY,Dan	125.70		125.70	32.46	125.70		110.40	12		12					1	4	7					32.46	93.24		18.21	92.19																	
48	43	9	SCOTT,Bob	120.00	69.30	50.70	108.52	96.07	23.93	59.50	71	49	22		34	15		3	13	6	23.93	45.37			39.22	11.48	16.32	34.92	8.26																	
49	44	396	ELLIS,Brian	117.43	5.29	112.14	85.38	117.43		117.43	16	4	12			4			9	3		5.29			80.09	32.05	5.29	80.09	32.05																	

BRIDGE PTRS and TM-MATES | ptr pts | alphabetical | Sheet 1 | Sheet2 | Sheet3 | Sheet4 | Sheet5 | Sheet6 | Sheet7 | Sheet8 | Sheet9 | Sh ...

Ready Accessibility: Unavailable 100%

Link BRID2008.xls

	A	B	C	D	E	F	G	H	I	J	K	L	M	N	O	P	Q	R	S	T	U	V	W	X	Y	Z	AA	AB	AC	AD
1					BRIDGE RECORDS - WILLIAM C. ARLINGHAUS - 1/1/2008											BRIDGE RECORDS - WILLIAM C. ARLINGHAUS - 1/1/2008														
2				number of ptrs	544	210	473	269	475	155	353	544	210	473	see pts #				68	126	397	133	137	21	41	146	403	92	114	292
3															WIN		TEAM WINNERS					POINTS		TEAM POINTS				RED/GOLD/PLAT PTS		
4			CH			PAIR	TEAM	PTR	TRN	CLB	RG	WIN-	WIN	WIN	PAIR		P	MT	P&M	PTR	MATE	PAIR		PTR	MT	PTR	MATE		PTR	MATE
5	RK		NO	PERSON	PTS	PTS	PTS	PTS	PTS	PTS	PTS	NERS	PR	TM	C	TRN	CLB			TOURN		CLB	TRN	CLUB		TOURN		PAIR	TEAM	TEAM
6	1		225	WEBBER,Bob	1444.42	259.61	1184.81	1108.97	1444.07	0.35	867.76	236	74	162	1	73			12	107	43	0.35	259.26			849.36	335.45	107.00	552.79	207.97
7	2		274	HIRSCHMAN,Marty	1127.91	31.88	1096.03	233.03	1119.34	8.57	839.58	163	8	155	5	3			18	8	129	8.57	23.31			201.15	894.88	9.43	198.44	631.71
8	3		45	SWARTHOUT,Dave	1096.29	132.51	963.78	859.27	1088.86	7.43	786.01	210	45	165	5	40		3	10	101	51	3.44	129.07		3.99	726.76	233.03	86.95	593.61	105.45
9	4		335	SCHAEFFER,Lynne	1054.02	162.84	891.18	500.20	1053.66	0.36	741.46	153	39	114	1	38			8	52	54	0.36	162.48			337.36	553.82	41.97	193.50	505.99
10	5		156	FATKA,Jim	592.97	40.78	552.19	145.62	587.92	5.05	485.06	96	28	68	7	21			4	14	50	5.05	35.73			104.84	447.35	12.73	63.70	408.63
11	6		104	CHIESA,Joe	592.22	59.43	532.79	294.27	592.22		353.32	122	29	93		29			12	35	46		59.43			234.84	297.95	12.79	126.25	214.28
12	7		178	TEMKIN,Dick	572.45	23.79	548.66	113.27	571.40	1.05	350.43	104	8	96	1	7			6	19	71	1.05	22.74			89.48	459.18	19.18	55.50	275.75
13	8		243	LEON,Phil	501.61	23.35	478.26	33.49	501.61		447.82	62	7	55		7			2	4	49		23.35			10.14	468.12	22.74	8.71	416.37
14	9		309	BRYANT,Brenda	452.18	8.45	443.73	362.20	452.18		255.05	76	4	72		4			19	43	10		8.45			353.75	89.98	8.05	179.52	67.48
15	10		211	ROSENSTEIN,Irv	438.99		438.99	1.45	438.99		269.20	73		73					2	1	70					1.45	437.54		0.51	268.69
16	11		60	TRACY,Bob	403.91	4.22	399.69	119.63	403.91		260.30	73	4	69		4			5	23	41		4.22			115.41	284.28	0.49	59.27	200.54
17	12		266	HUSTON,Michael	387.83	9.27	378.56	192.42	387.83		384.98	46	6	40		6			6	12	22		9.27			183.15	195.41	9.27	181.72	193.99
18	13		108	GRAHAM,Mike	386.12	15.14	370.98	75.50	384.89	1.23	235.92	74	8	66	3	5			4	14	48	1.23	13.91			60.36	310.62	5.76	32.26	197.90
19	14		231	HUXLEY,Paul	370.62	77.50	293.12	276.17	370.62		188.93	88	26	62		26			2	48	12		77.50			198.67	94.45	29.72	107.45	51.76
20	15		201	ClearyJABBOUR,Sharon	346.79	75.40	271.39	294.69	334.68	12.11	286.86	91	43	48	23	20	3	1		36	8	9.91	65.49	1.56	0.64	217.73	51.46	52.98	185.33	48.55
21	16		269	O'NEIL,Jim	326.15	139.91	186.24	278.60	316.12	10.03	139.94	99	62	37	15	47			1	25	11	10.03	129.88			138.69	47.55	59.97	59.26	20.71
22	17		23	OWENS,Gene	299.99	5.09	294.90	9.88	299.99		218.85	48	3	45		3			1		44		5.09			4.79	290.11		4.79	214.06
23	18	D	**234**	**REMEY MOORE,Joan**	**287.41**	88.33	199.08	153.11	287.41		189.12	67	36	31		36			5	9	17		88.33			64.78	134.30	29.54	46.61	112.97
24	19		270	OWENS,Chris	279.37	2.70	276.67	2.70	279.37		203.97	41	1	40		1					40		2.70				276.67	2.70		201.27
25	20		248	PARNES,Susan	273.46	3.18	270.28	3.48	273.46		248.02	26	1	25		1			1		24		3.18			0.30	269.98	3.18		244.84
26	21		247	PARNES,Gordon	272.26	10.83	261.43	77.24	272.26		219.08	31	3	28		3			6	6	16		10.83			66.41	195.02		53.53	165.55
27	22		252	MADDOX,Marilyn	264.08		264.08		264.08		191.96	54		54							54						264.08			191.96
28	23		253	MADDOX,Myles	254.87	0.65	254.22	0.65	254.22	0.65	180.78	55	1	54	1						54	0.65					254.22			180.78
29	24		209	RUMELHART,Don	217.62	4.65	212.97	8.22	214.31	3.31	167.48	32	3	29	1	2		3	1		25	0.54	4.11		2.77	3.57	206.63			167.48
30	25		439	KAYE,Richard	216.31	51.77	164.54	118.32	215.11	1.20	193.09	38	13	25	1	12			2	10	13	1.20	50.57			66.55	97.99	34.92	65.98	92.19
31	26		268	CRANE,Mike	212.32	33.53	178.79	69.55	208.49	3.83	148.90	36	9	27	4	5			1	4	22	3.83	29.70			36.02	142.77	28.45	28.23	92.22
32	27		306	WHITE,Ed	203.26	1.52	201.74	1.52	203.26		66.22	54	2	52		2					52		1.52				201.74			66.22
33	28		110	NEWMAN,Bert	201.41	0.73	200.68	5.87	201.41		172.57	24	1	23		1			1	1	21		0.73			5.14	195.54			172.57
34	29		437	SHERBURN,Robert	184.81		184.81		184.81		184.81	15		15							15						184.81			184.81
35	30		372	MARCUS,Bobbie	183.14		183.14		183.14		149.52	25		25							25						183.14			149.52
36	31		429	CAPPELLI,Robert	181.19	1.04	180.15	61.23	181.19		165.78	19	1	18		1			2	4	12		1.04			60.19	119.96		55.25	110.53
37	32		281	WINOKUR,Willie	175.42	4.28	171.14	18.79	174.44	0.98	62.21	30	6	24	1	5			3	2	19	0.98	3.30			14.51	156.63		1.87	60.34
38	33		290	ALIOTO,Michael	166.00	1.63	164.37	20.20	166.00		152.72	18	1	17		1			2	3	12		1.63			18.57	145.80	1.63	18.31	132.78
39	34	D	**46**	**TORMEY,Madalyn**	**160.82**	11.27	149.55	75.32	156.18	4.64	40.72	57	6	51	1	5	1	3	1	20	26	0.32	10.95	0.33	3.99	63.72	81.51	9.23	20.39	11.10
40	35		144	JABBOUR,Zeke	159.94	1.31	158.63	2.24	156.23	3.71	154.67	26	6	20	6		2	2			16	1.31		0.93	1.47		156.23			154.67
41	36		294	HIRSCHMAN,Sam	157.99	8.20	149.79	88.96	157.99		130.44	21	3	18		3			2	7	9		8.20			80.76	69.03	6.86	75.23	48.35
42	37		327	WEINER,Howard	154.16	6.37	147.79	10.86	154.16		96.98	25	1	24		1			3		21		6.37			4.49	143.30		3.43	93.55
43	38		191	SENSOLI,Frank	151.95	11.00	140.95	26.31	151.95		117.77	13	1	12		1			1	2	9		11.00			15.31	125.64		6.90	110.87
44	39		62	CRAFTON,Bob	147.69	4.89	142.80	31.56	147.69		69.56	34	6	28		6			5	5	18		4.89			26.67	116.13	2.92	6.51	60.13
45	40		241	HANN,Gary	144.48	1.51	142.97	67.18	144.48		102.29	17	2	15		2			1	7	7		1.51			65.67	77.30	1.10	24.24	76.95
46	41		313	NEWMAN,Kathy	136.55	2.39	134.16	3.01	136.55		136.29	14	1	13		1				1	12		2.39			0.62	133.54	2.39	0.62	133.28
47	42		403	SUTY,Dan	125.70		125.70	32.46	125.70		110.40	12		12					1	4	7					32.46	93.24		18.21	92.19
48	43		9	SCOTT,Bob	120.00	69.30	50.70	108.52	96.07	23.93	59.50	71	49	22	34	15			3	13	6	23.93	45.37			39.22	11.48	16.32	34.92	8.26
49	44	D	**288**	**GARDNER,Tom**	**115.37**	3.60	111.77	3.60	115.37		56.84	16	1	15		1					15		3.60				111.77	3.60		53.24

BRIDGE PTRS and TM-MATES | ptr pts | alphabetical | Sheet 1 | Sheet2 | Sheet3 | Sheet4 | Sheet5 | Sheet6 | Sheet7 | Sheet8 | Sheet9 | Sh ...

Ready   Accessibility: Unavailable   100%

Link BRID2007.xls

A	B	C	D	E	F	G	H	I	J	K	L	M	N	O	P	Q	R	S	T	U	V	W	X	Y	Z	AA	AB	AC	AD
1	B		BRIDGE RECORDS - WILLIAM C. ARLINGHAUS - 1/1/2007												BRIDGE RECORDS - WILLIAM C. ARLINGHAUS - 1/1/2007														
2			number of ptrs	530	210	459	269	461	154	340	530	210	459		see pts #			68	126	383	132	137	21	41	146	389	92	114	279
3														WIN		TEAM WINNERS					POINTS			TEAM POINTS			RED/GOLD/PLAT PTS		
4		CH			PAIR	TEAM	PTR	TRN	CLB	RG	WIN-	WIN	WIN	PAIR	P MTP&M PTR MATE						PAIR		PTR	MT	PTR	MATE		PTR	MATE
5	RK	NO	PERSON	PTS	PTS	PTS	PTS	PTS	PTS	PTS	NERS	PR	TM	C TRN	CLB			TOURN			CLB	TRN		CLUB		TOURN	PAIR	TEAM	TEAM
6	1	225	WEBBER,Bob	1444.42	259.61	1184.81	1108.97	1444.07	0.35	867.76	236	74	162	1	73			12	107	43	0.35	259.26			849.36	335.45	107.00	552.79	207.97
7	2	274	HIRSCHMAN,Marty	1092.81	31.88	1060.93	233.03	1084.24	8.57	808.64	155	8	147	5	3			18	8	121	8.57	23.31			201.15	859.78	9.43	198.44	600.77
8	3	335	SCHAEFFER,Lynne	983.30	160.73	822.57	473.79	983.30		684.46	141	37	104		37			7	48	49		160.73			313.06	509.51	41.97	180.81	461.68
9	4	45	SWARTHOUT,Dave	780.07	74.37	705.70	544.01	772.64	7.43	496.18	167	35	132	5	30		3	8	70	51	3.44	70.93		3.99	469.64	232.07	34.20	357.49	104.49
10	5	104	CHIESA,Joe	589.58	59.43	530.15	294.27	589.58		350.68	118	29	89		29			12	35	42		59.43			234.84	295.31	12.79	126.25	211.64
11	6	178	TEMKIN,Dick	564.70	23.79	540.91	113.27	563.65	1.05	350.43	103	8	95	1	7			6	19	70	1.05	22.74			89.48	451.43	19.18	55.50	275.75
12	7	156	FATKA,Jim	539.74	38.47	501.27	123.18	534.69	5.05	454.27	85	26	59	7	19			4	11	44	5.05	33.42			84.71	416.56	12.73	63.70	377.84
13	8	243	LEON,Phil	501.04	23.35	477.69	33.49	501.04		447.25	61	7	54		7			2	4	48		23.35			10.14	467.55	22.74	8.71	415.80
14	9	309	BRYANT,Brenda	438.80	8.45	430.35	350.72	438.80		252.01	73	4	69		4			19	41	9		8.45			342.27	88.08	8.05	178.38	65.58
15	10	211	ROSENSTEIN,Irv	431.24		431.24	1.45	431.24		269.20	72		72					2	1	69					1.45	429.79		0.51	268.69
16	11	60	TRACY,Bob	403.91	4.22	399.69	119.63	403.91		260.30	73	4	69		4			5	23	41		4.22			115.41	284.28	0.49	59.27	200.54
17	12	108	GRAHAM,Mike	385.55	15.14	370.41	75.50	384.32	1.23	235.35	73	8	65	3	5			4	14	47	1.23	13.91			60.36	310.05	5.76	32.26	197.33
18	13	231	HUXLEY,Paul	370.62	77.50	293.12	276.17	370.62		188.93	88	26	62		26			2	48	12		77.50			198.67	94.45	29.72	107.45	51.76
19	14	266	HUSTON,Michael	358.86	9.27	349.59	192.06	358.86		356.01	41	6	35		6			5	12	18		9.27			182.79	166.80	9.27	181.36	165.38
20	15	201	ClearyJABBOUR,Sharon	333.04	75.40	257.64	280.94	320.93	12.11	273.11	90	43	47	23	20	3	1		35	8	9.91	65.49	1.56	0.64	203.98	51.46	52.98	171.58	48.55
21	16	269	O'NEIL,Jim	326.15	139.91	186.24	278.60	316.12	10.03	139.94	99	62	37	15	47			1	25	11	10.03	129.88			138.69	47.55	59.97	59.26	20.71
22	17	D 234	**REMEY MOORE,Joan**	**287.41**	88.33	199.08	153.11	287.41		189.12	67	36	31		36			5	9	17		88.33			64.78	134.30	29.54	46.61	112.97
23	18	248	PARNES,Susan	265.63	3.18	262.45	3.48	265.63		248.02	25	1	24		1			1		23		3.18			0.30	262.15	3.18		244.84
24	19	247	PARNES,Gordon	264.43	10.83	253.60	77.24	264.43		219.08	30	3	27		3			6	6	15		10.83			66.41	187.19		53.53	165.55
25	20	23	OWENS,Gene	257.51	5.09	252.42	9.88	257.51		176.37	44	3	41		3			1		40		5.09			4.79	247.63		4.79	171.58
26	21	270	OWENS,Chris	236.89	2.70	234.19	2.70	236.89		161.49	37	1	36		1					36		2.70				234.19	2.70		158.79
27	22	252	MADDOX,Marilyn	235.84		235.84		235.84		177.72	48		48							48						235.84			177.72
28	23	253	MADDOX,Myles	226.63	0.65	225.98	0.65	225.98	0.65	166.54	49	1	48	1						48	0.65					225.98			166.54
29	24	209	RUMELHART,Don	217.62	4.65	212.97	8.22	214.31	3.31	167.48	32	3	29	1	2		3	1		25	0.54	4.11		2.77	3.57	206.63			167.48
30	25	439	KAYE,Richard	213.01	51.77	161.24	118.32	211.81	1.20	189.79	36	13	23	1	12			2	10	11	1.20	50.57			66.55	94.69	34.92	65.98	88.89
31	26	268	CRANE,Mike	212.32	33.53	178.79	69.55	208.49	3.83	148.90	36	9	27	4	5			1	4	22	3.83	29.70			36.02	142.77	28.45	28.23	92.22
32	27	110	NEWMAN,Bert	201.41	0.73	200.68	5.87	201.41		172.57	24	1	23		1			1	1	21		0.73			5.14	195.54			172.57
33	28	306	WHITE,Ed	199.48	1.52	197.96	1.52	199.48		66.22	52	2	50		2					50		1.52				197.96			66.22
34	29	437	SHERBURN,Robert	184.81		184.81		184.81		184.81	15		15							15						184.81			184.81
35	30	372	MARCUS,Bobbie	182.76		182.76		182.76		149.52	24		24							24						182.76			149.52
36	31	281	WINOKUR,Willie	175.42	4.28	171.14	18.79	174.44	0.98	62.21	30	6	24	1	5			3	2	19	0.98	3.30			14.51	156.63		1.87	60.34
37	32	429	CAPPELLI,Robert	161.64	1.04	160.60	61.23	161.64		146.23	18	1	17		1			2	4	11		1.04			60.19	100.41		55.25	90.98
38	33	D 46	**TORMEY,Madalyn**	**160.82**	11.27	149.55	75.32	156.18	4.64	40.72	57	6	51	1	5	1	3	1	20	26	0.32	10.95	0.33	3.99	63.72	81.51	9.23	20.39	11.10
39	34	144	JABBOUR,Zeke	159.94	1.31	158.63	2.24	156.23	3.71	154.67	26	6	20	6		2	2			16	1.31		0.93	1.47		156.23			154.67
40	35	294	HIRSCHMAN,Sam	157.99	8.20	149.79	88.96	157.99		130.44	21	3	18		3			2	7	9		8.20			80.76	69.03	6.86	75.23	48.35
41	36	327	WEINER,Howard	154.16	6.37	147.79	10.86	154.16		96.98	25	1	24		1			3		21		6.37			4.49	143.30		3.43	93.55
42	37	241	HANN,Gary	144.48	1.51	142.97	67.18	144.48		102.29	17	2	15		2			1	7	7		1.51			65.67	77.30	1.10	24.24	76.95
43	38	62	CRAFTON,Bob	137.35	4.89	132.46	31.56	137.35		69.56	33	6	27		6			5	5	17		4.89			26.67	105.79	2.92	6.51	60.13
44	39	313	NEWMAN,Kathy	136.55	2.39	134.16	3.01	136.55		136.29	14	1	13		1				1	12		2.39			0.62	133.54	2.39	0.62	133.28
45	40	290	ALIOTO,Michael	134.45	1.63	132.82	20.20	134.45		133.17	16	1	15		1			2	3	10		1.63			18.57	114.25	1.63	18.31	113.23
46	41	403	SUTY,Dan	125.70		125.70	32.46	125.70		110.40	12		12					1	4	7					32.46	93.24		18.21	92.19
47	42	191	SENSOLI,Frank	120.40	11.00	109.40	26.31	120.40		98.22	11	1	10		1			1	2	7		11.00			15.31	94.09		6.90	91.32
48	43	9	SCOTT,Bob	120.00	69.30	50.70	108.52	96.07	23.93	59.50	71	49	22	34	15			3	13	6	23.93	45.37			39.22	11.48	16.32	34.92	8.26
49	44	288	GARDNER,Tom	115.37	3.60	111.77	3.60	115.37		56.84	16	1	15		1					15		3.60				111.77	3.60		53.24

BRIDGE PTRS and TM-MATES | ptr pts | alphabetical | Sheet 1 | Sheet2 | Sheet3 | Sheet4 | Sheet5 | Sheet6 | Sheet7 | Sheet8 | Sheet9 | Sh ...

Ready Accessibility: Unavailable 100%

Link BRID2006.xls

BRIDGE RECORDS - WILLIAM C. ARLINGHAUS - 1/1/2006

RK		CH NO	PERSON	PTS	PAIR PTS	TEAM PTS	PTR PTS	TRN PTS	CLB PTS	RG PTS	WIN-NERS	WIN PR	WIN TM	WIN PAIR C	TRN	TEAM WINNERS P MTP	CLB	&M PTR TOURN	MATE	POINTS PAIR CLB	TRN	PTR CLUB	MT	TEAM POINTS PTR TOURN	MATE	RED/GOLD/PLAT PTS PAIR	PTR TEAM	MATE TEAM
			number of ptrs	513	209	442	266	445	153	327	513	209	442	see pts #		67	123	366		131	137	21	41	144	372	92	112	265
1		225	WEBBER,Bob	1416.22	257.98	1158.24	1105.37	1415.87	0.35	857.41	232	73	159	1	72		12	106	41	0.35	257.63			847.39	310.85	107.00	552.79	197.62
2		274	HIRSCHMAN,Marty	1053.52	31.88	1021.64	226.23	1044.95	8.57	769.92	151	8	143	5	3		16	8	119	8.57	23.31			194.35	827.29	9.43	191.64	568.85
3		335	SCHAEFFER,Lynne	932.39	150.75	781.64	434.00	932.39		652.93	134	35	99		35		7	44	48		150.75			283.25	498.39	41.97	160.40	450.56
4		178	TEMKIN,Dick	563.14	23.79	539.35	113.27	562.09	1.05	350.43	101	8	93	1	7		6	19	68	1.05	22.74			89.48	449.87	19.18	55.50	275.75
5		104	CHIESA,Joe	522.33	59.43	462.90	293.02	522.33		287.95	108	29	79		29		11	35	33		59.43			233.59	229.31	12.79	125.00	150.16
6		243	LEON,Phil	487.70	23.35	464.35	33.49	487.70		447.25	58	7	51		7		2	4	45		23.35			10.14	454.21	22.74	8.71	415.80
7		45	SWARTHOUT,Dave	477.30	63.89	413.41	302.03	469.87	7.43	236.30	120	30	90	5	25	3	4	38	45	3.44	60.45		3.99	238.14	171.28	24.05	161.05	51.20
8		309	BRYANT,Brenda	438.80	8.45	430.35	350.72	438.80		252.01	73	4	69		4		19	41	9		8.45			342.27	88.08	8.05	178.38	65.58
9		211	ROSENSTEIN,Irv	429.68		429.68	1.45	429.68		269.20	70		70				2	1	67					1.45	428.23		0.51	268.69
10		156	FATKA,Jim	423.74	38.47	385.27	116.93	418.69	5.05	345.77	71	26	45	7	19		2	11	32	5.05	33.42			78.46	306.81	12.73	57.45	275.59
11		60	TRACY,Bob	403.91	4.22	399.69	119.63	403.91		260.30	73	4	69		4		5	23	41		4.22			115.41	284.28	0.49	59.27	200.54
12		231	HUXLEY,Paul	370.62	77.50	293.12	276.17	370.62		188.93	88	26	62		26		2	48	12		77.50			198.67	94.45	29.72	107.45	51.76
13		201	ClearyJABBOUR,Sharon	333.04	75.40	257.64	280.94	320.93	12.11	273.11	90	43	47	23	20	3 1		35	8	9.91	65.49	1.56	0.64	203.98	51.46	52.98	171.58	48.55
14		269	O'NEIL,Jim	326.15	139.91	186.24	278.60	316.12	10.03	139.94	99	62	37	15	47		1	25	11	10.03	129.88			138.69	47.55	59.97	59.26	20.71
15		108	GRAHAM,Mike	318.04	15.14	302.90	75.50	316.81	1.23	183.82	63	8	55	3	5		4	14	37	1.23	13.91			60.36	242.54	5.76	32.26	145.80
16		266	HUSTON,Michael	296.86	9.27	287.59	191.62	296.86		294.01	34	6	28		6		4	12	12		9.27			182.35	105.24	9.27	180.92	103.82
17	D	234	**REMEY MOORE,Joan**	**287.41**	88.33	199.08	153.11	287.41		189.12	67	36	31		36		5	9	17		88.33			64.78	134.30	29.54	46.61	112.97
18		247	PARNES,Gordon	264.43	10.83	253.60	77.24	264.43		219.08	30	3	27		3		6	6	15		10.83			66.41	187.19		53.53	165.55
19		248	PARNES,Susan	254.45	3.18	251.27	3.48	254.45		236.84	24	1	23		1		1		22		3.18			0.30	250.97	3.18		233.66
20		23	OWENS,Gene	246.61	5.09	241.52	9.88	246.61		176.37	42	3	39		3		1		38		5.09			4.79	236.73		4.79	171.58
21		270	OWENS,Chris	225.99	2.70	223.29	2.70	225.99		161.49	35	1	34		1				34		2.70				223.29	2.70		158.79
22		253	MADDOX,Myles	214.31	0.65	213.66	0.65	213.66	0.65	156.19	47	1	46	1					46	0.65					213.66			156.19
23		252	MADDOX,Marilyn	212.34		212.34		212.34		156.19	45		45						45						212.34			156.19
24		209	RUMELHART,Don	210.57	4.65	205.92	8.22	207.26	3.31	160.43	31	3	28	1	2	3	1		24	0.54	4.11		2.77	3.57	199.58			160.43
25		110	NEWMAN,Bert	201.41	0.73	200.68	5.87	201.41		172.57	24	1	23		1		1	1	21		0.73			5.14	195.54			172.57
26		306	WHITE,Ed	198.91	1.52	197.39	1.52	198.91		66.22	51	2	49		2				49		1.52				197.39			66.22
27		268	CRANE,Mike	187.72	33.53	154.19	69.55	183.89	3.83	138.55	34	9	25	4	5		1	4	20	3.83	29.70			36.02	118.17	28.45	28.23	81.87
28		437	SHERBURN,Robert	184.81		184.81		184.81		184.81	15		15						15						184.81			184.81
29		281	WINOKUR,Willie	175.42	4.28	171.14	18.79	174.44	0.98	62.21	30	6	24	1	5		3	2	19	0.98	3.30			14.51	156.63		1.87	60.34
30		439	KAYE,Richard	173.61	51.77	121.84	117.88	172.41	1.20	150.39	30	13	17	1	12		1	10	6	1.20	50.57			66.11	55.73	34.92	65.54	49.93
31		372	MARCUS,Bobbie	171.26		171.26		171.26		138.02	23		23						23						171.26			138.02
32	D	46	**TORMEY,Madalyn**	**160.82**	11.27	149.55	75.32	156.18	4.64	40.72	57	6	51	1	5	1 3	1	20	26	0.32	10.95	0.33	3.99	63.72	81.51	9.23	20.39	11.10
33		144	JABBOUR,Zeke	159.94	1.31	158.63	2.24	156.23	3.71	154.67	26	6	20	6		2 2			16	1.31		0.93	1.47		156.23			154.67
34		294	HIRSCHMAN,Sam	157.99	8.20	149.79	88.96	157.99		130.44	21	3	18		3		2	7	9		8.20			80.76	69.03	6.86	75.23	48.35
35		327	WEINER,Howard	154.16	6.37	147.79	10.86	154.16		96.98	25	1	24		1		3		21		6.37			4.49	143.30		3.43	93.55
36		241	HANN,Gary	144.48	1.51	142.97	67.18	144.48		102.29	17	2	15		2		1	7	7		1.51			65.67	77.30	1.10	24.24	76.95
37		62	CRAFTON,Bob	137.06	4.89	132.17	31.27	137.06		69.56	32	6	26		6		5	4	17		4.89			26.38	105.79	2.92	6.51	60.13
38		429	CAPPELLI,Robert	136.89	1.04	135.85	56.29	136.89		126.42	14	1	13		1		2	3	8		1.04			55.25	80.60		55.25	71.17
39		313	NEWMAN,Kathy	136.55	2.39	134.16	3.01	136.55		136.29	14	1	13		1			1	12		2.39			0.62	133.54	2.39	0.62	133.28
40		191	SENSOLI,Frank	120.40	11.00	109.40	26.31	120.40		98.22	11	1	10		1		1	2	7		11.00			15.31	94.09		6.90	91.32
41		9	SCOTT,Bob	120.00	69.30	50.70	108.52	96.07	23.93	59.50	71	49	22	34	15		3	13	6	23.93	45.37			39.22	11.48	16.32	34.92	8.26
42		288	GARDNER,Tom	115.37	3.60	111.77	3.60	115.37		56.84	16	1	15		1				15		3.60				111.77	3.60		53.24
43		290	ALIOTO,Michael	114.64	1.63	113.01	20.20	114.64		113.36	13	1	12		1		2	3	7		1.63			18.57	94.44	1.63	18.31	93.42
44		289	GARDNER,Beverly	114.04		114.04	2.61	114.04		56.41	18		18				1	2	15					2.61	111.43		1.26	55.15

BRIDGE PTRS and TM-MATES | ptr pts | alphabetical | Sheet 1 | Sheet2 | Sheet3 | Sheet4 | Sheet5 | Sheet6 | Sheet7 | Sheet8 | Sheet9 | Sh ...

Ready Accessibility: Unavailable 100%

Link BRID2005.xls

BRIDGE RECORDS - WILLIAM C. ARLINGHAUS - 1/1/2005

RK		CH NO	PERSON	PTS	PAIR PTS	TEAM PTS	PTR PTS	TRN PTS	CLB PTS	RG PTS	WIN-NERS	WIN PR	WIN TM	WIN PAIR C	WIN TRN	TEAM WINNERS P MT CLB	TEAM WINNERS P&M PTR TOURN	TEAM WINNERS MATE TOURN	POINTS PAIR CLB	POINTS PAIR TRN	TEAM POINTS PTR CLUB	TEAM POINTS MT CLUB	TEAM POINTS PTR TOURN	TEAM POINTS MATE TOURN	RED/GOLD/PLAT PTS PAIR	RED/GOLD/PLAT PTS PTR TEAM	RED/GOLD/PLAT PTS MATE TEAM
			number of ptrs	477	202	409	253	409	152	294	477	202	409	see pts #		67	115	338	130	130	21	41	136	344	88	103	238
1		225	WEBBER,Bob	1404.62	254.51	1150.11	1101.90	1404.27	0.35	857.41	229	72	157	1	71		12	106	39	0.35	254.16			847.39	302.72	107.00	552.79	197.62
2		274	HIRSCHMAN,Marty	1002.78	30.58	972.20	213.43	995.51	7.27	731.07	139	7	132	4	3		14	8	110	7.27	23.31			182.85	789.35	9.43	180.14	541.50
3		335	SCHAEFFER,Lynne	898.69	147.59	751.10	415.15	898.69		629.68	126	34	92		34		7	39	46		147.59			267.56	483.54	41.97	149.04	438.67
4		178	TEMKIN,Dick	557.85	23.79	534.06	112.49	556.80	1.05	350.43	99	8	91	1	7		6	18	67	1.05	22.74			88.70	445.36	19.18	55.50	275.75
5		104	CHIESA,Joe	442.58	59.43	383.15	285.65	442.58		222.85	97	29	68		29		10	33	25		59.43			226.22	156.93	12.79	122.14	87.92
6		309	BRYANT,Brenda	438.80	8.45	430.35	350.72	438.80		252.01	73	4	69		4		19	41	9		8.45			342.27	88.08	8.05	178.38	65.58
7		211	ROSENSTEIN,Irv	425.17		425.17	1.45	425.17		269.20	69		69				2	1	66					1.45	423.72		0.51	268.69
8		243	LEON,Phil	411.27	23.35	387.92	32.41	411.27		376.49	51	7	44		7		2	3	39		23.35			9.06	378.86	22.74	7.63	346.12
9		60	TRACY,Bob	403.00	4.22	398.78	119.63	403.00		260.30	72	4	68		4		5	23	40		4.22			115.41	283.37	0.49	59.27	200.54
10		231	HUXLEY,Paul	370.62	77.50	293.12	276.17	370.62		188.93	88	26	62		26		2	48	12		77.50			198.67	94.45	29.72	107.45	51.76
11		156	FATKA,Jim	336.63	38.47	298.16	116.93	331.58	5.05	258.66	62	26	36	7	19		2	11	23	5.05	33.42			78.46	219.70	12.73	57.45	188.48
12		201	ClearyJABBOUR,Sharon	333.04	75.40	257.64	280.94	320.93	12.11	273.11	90	43	47	23	20	3 1		35	8	9.91	65.49	1.56	0.64	203.98	51.46	52.98	171.58	48.55
13		269	O'NEIL,Jim	326.15	139.91	186.24	278.60	316.12	10.03	139.94	99	62	37	15	47		1	25	11	10.03	129.88			138.69	47.55	59.97	59.26	20.71
14		266	HUSTON,Michael	295.47	9.27	286.20	191.26	295.47		292.62	32	6	26		6		3	12	11		9.27			181.99	104.21	9.27	180.56	102.79
15	D	234	**REMEY MOORE,Joan**	**287.41**	88.33	199.08	153.11	287.41		189.12	67	36	31		36		5	9	17		88.33			64.78	134.30	29.54	46.61	112.97
16		45	SWARTHOUT,Dave	265.04	48.29	216.75	113.69	257.61	7.43	80.77	85	24	61	5	19	3	1	16	41	3.44	44.85		3.99	65.40	147.36	22.99	30.50	27.28
17		247	PARNES,Gordon	261.45	10.83	250.62	74.74	261.45		216.58	28	3	25		3		6	5	14		10.83			63.91	186.71		51.03	165.55
18		248	PARNES,Susan	254.45	3.18	251.27	3.48	254.45		236.84	24	1	23		1		1		22		3.18			0.30	250.97	3.18		233.66
19		23	OWENS,Gene	238.11	5.09	233.02	9.88	238.11		176.37	41	3	38		3		1		37		5.09			4.79	228.23		4.79	171.58
20		108	GRAHAM,Mike	221.70	12.10	209.60	50.04	220.47	1.23	110.52	44	7	37	3	4		1	8	28	1.23	10.87			37.94	171.66	2.72	16.13	91.67
21		270	OWENS,Chris	217.49	2.70	214.79	2.70	217.49		161.49	34	1	33		1				33		2.70				214.79	2.70		158.79
22		253	MADDOX,Myles	213.64	0.65	212.99	0.65	212.99	0.65	156.19	46	1	45	1					45	0.65					212.99			156.19
23		252	MADDOX,Marilyn	211.67		211.67		211.67		156.19	44		44						44						211.67			156.19
24		209	RUMELHART,Don	203.96	4.04	199.92	7.61	200.65	3.31	160.43	29	2	27	1	1	3	1		23	0.54	3.50		2.77	3.57	193.58			160.43
25		110	NEWMAN,Bert	201.41	0.73	200.68	5.87	201.41		172.57	24	1	23		1		1	1	21		0.73			5.14	195.54			172.57
26		306	WHITE,Ed	189.62	1.52	188.10	1.52	189.62		66.22	47	2	45		2				45		1.52				188.10			66.22
27		268	CRANE,Mike	178.15	33.53	144.62	61.25	174.32	3.83	137.47	30	9	21	4	5		1	2	18	3.83	29.70			27.72	116.90	28.45	27.15	81.87
28		281	WINOKUR,Willie	175.42	4.28	171.14	18.79	174.44	0.98	62.21	30	6	24	1	5		3	2	19	0.98	3.30			14.51	156.63		1.87	60.34
29		437	SHERBURN,Robert	166.98		166.98		166.98		166.98	14		14						14						166.98			166.98
30	D	46	**TORMEY,Madalyn**	**160.82**	11.27	149.55	75.32	156.18	4.64	40.72	57	6	51	1	5	1 3	1	20	26	0.32	10.95	0.33	3.99	63.72	81.51	9.23	20.39	11.10
31		144	JABBOUR,Zeke	159.94	1.31	158.63	2.24	156.23	3.71	154.67	26	6	20	6		2 2			16	1.31		0.93	1.47		156.23			154.67
32		372	MARCUS,Bobbie	158.60		158.60		158.60		126.66	20		20						20						158.60			126.66
33		327	WEINER,Howard	154.16	6.37	147.79	10.86	154.16		96.98	25	1	24		1		3		21		6.37			4.49	143.30		3.43	93.55
34		294	HIRSCHMAN,Sam	153.95	8.20	145.75	88.96	153.95		129.36	19	3	16		3		2	7	7		8.20			80.76	64.99	6.86	75.23	47.27
35		439	KAYE,Richard	150.61	51.77	98.84	117.88	149.41	1.20	127.39	29	13	16	1	12		1	10	5	1.20	50.57			66.11	32.73	34.92	65.54	26.93
36		241	HANN,Gary	144.48	1.51	142.97	67.18	144.48		102.29	17	2	15		2		1	7	7		1.51			65.67	77.30	1.10	24.24	76.95
37		62	CRAFTON,Bob	137.06	4.89	132.17	31.27	137.06		69.56	32	6	26		6		5	4	17		4.89			26.38	105.79	2.92	6.51	60.13
38		313	NEWMAN,Kathy	136.55	2.39	134.16	3.01	136.55		136.29	14	1	13		1			1	12		2.39			0.62	133.54	2.39	0.62	133.28
39		9	SCOTT,Bob	120.00	69.30	50.70	108.52	96.07	23.93	59.50	71	49	22	34	15		3	13	6	23.93	45.37			39.22	11.48	16.32	34.92	8.26
40		288	GARDNER,Tom	115.37	3.60	111.77	3.60	115.37		56.84	16	1	15		1				15		3.60				111.77	3.60		53.24
41		290	ALIOTO,Michael	114.64	1.63	113.01	20.20	114.64		113.36	13	1	12		1		2	3	7		1.63			18.57	94.44	1.63	18.31	93.42
42		289	GARDNER,Beverly	114.04		114.04	2.61	114.04		56.41	18		18				1	2	15					2.61	111.43		1.26	55.15
43		287	WEINER,Judi	113.98	13.59	100.39	40.11	113.98		65.41	21	3	18		3		3	7	8		13.59			26.52	73.87	10.19	5.49	49.73
44		429	CAPPELLI,Robert	112.81	1.04	111.77	56.29	112.81		102.34	12	1	11		1		2	3	6		1.04			55.25	56.52		55.25	47.09

BRIDGE PTRS and TM-MATES | ptr pts | alphabetical | Sheet 1 | Sheet2 | Sheet3 | Sheet4 | Sheet5 | Sheet6 | Sheet7 | Sheet8 | Sheet9 | Sh ...

Ready | Accessibility: Unavailable | 100%

Link BRID2004.xls

BRIDGE RECORDS - WILLIAM C. ARLINGHAUS - 1/1/2004

RK	CH NO	PERSON	PTS	PAIR PTS	TEAM PTS	PTR PTS	TRN PTS	CLB PTS	RG PTS	WIN-NERS	WIN PR	WIN TM
		number of ptrs	461	197	392	246	393	146	281	461	197	392
1	225	WEBBER,Bob	1376.05	254.51	1121.54	1099.22	1375.70	0.35	828.84	227	72	155
2	274	HIRSCHMAN,Marty	970.75	27.48	943.27	210.33	966.58	4.17	702.43	130	4	126
3	335	SCHAEFFER,Lynne	874.43	144.31	730.12	405.97	874.43		612.64	119	32	87
4	178	TEMKIN,Dick	545.30	22.16	523.14	110.57	544.25	1.05	349.71	93	7	86
5	309	BRYANT,Brenda	437.08	8.45	428.63	349.00	437.08		250.60	71	4	67
6	104	CHIESA,Joe	429.27	58.26	371.01	279.34	429.27		222.54	93	28	65
7	211	ROSENSTEIN,Irv	415.11		415.11	1.45	415.11		268.48	66		66
8	60	TRACY,Bob	403.00	4.22	398.78	119.63	403.00		260.30	72	4	68
9	231	HUXLEY,Paul	370.62	77.50	293.12	276.17	370.62		188.93	88	26	62
10	243	LEON,Phil	345.84	23.35	322.49	32.41	345.84		312.84	46	7	39
11	269	O'NEIL,Jim	326.15	139.91	186.24	278.60	316.12	10.03	139.94	99	62	37
12	201	ClearyJABBOUR,Sharon	314.21	75.40	238.81	262.11	302.10	12.11	254.28	88	43	45
13	266	HUSTON,Michael	295.47	9.27	286.20	191.26	295.47		292.62	32	6	26
14	D 234	**REMEY MOORE,Joan**	**287.41**	88.33	199.08	153.11	287.41		189.12	67	36	31
15	156	FATKA,Jim	270.33	35.84	234.49	68.46	265.28	5.05	205.75	56	25	31
16	247	PARNES,Gordon	248.94	10.83	238.11	70.80	248.94		216.58	25	3	22
17	248	PARNES,Susan	245.88	3.18	242.70	3.48	245.88		236.84	22	1	21
18	209	RUMELHART,Don	203.33	4.04	199.29	7.61	200.02	3.31	159.80	28	2	26
19	45	SWARTHOUT,Dave	201.73	28.79	172.94	53.06	194.30	7.43	41.50	72	18	54
20	110	NEWMAN,Bert	201.41	0.73	200.68	5.87	201.41		172.57	24	1	23
21	23	OWENS,Gene	199.62	2.14	197.48	6.93	199.62		140.83	33	1	32
22	108	GRAHAM,Mike	192.16	10.44	181.72	38.24	190.93	1.23	87.98	39	6	33
23	253	MADDOX,Myles	191.69	0.65	191.04	0.65	191.04	0.65	134.24	44	1	43
24	252	MADDOX,Marilyn	189.72		189.72		189.72		134.24	42		42
25	270	OWENS,Chris	183.39	2.70	180.69	2.70	183.39		127.39	29	1	28
26	306	WHITE,Ed	182.63	0.88	181.75	0.88	182.63		61.65	42	1	41
27	268	CRANE,Mike	177.84	33.53	144.31	61.25	174.01	3.83	137.47	29	9	20
28	281	WINOKUR,Willie	174.44	3.30	171.14	17.81	174.44		62.21	29	5	24
29	46	TORMEY,Madalyn	160.82	11.27	149.55	75.32	156.18	4.64	40.72	57	6	51
30	144	JABBOUR,Zeke	159.31	1.31	158.00	2.24	155.60	3.71	154.04	25	6	19
31	372	MARCUS,Bobbie	158.60		158.60		158.60		126.66	20		20
32	327	WEINER,Howard	154.16	6.37	147.79	10.86	154.16		96.98	25	1	24
33	294	HIRSCHMAN,Sam	153.95	8.20	145.75	88.96	153.95		129.36	19	3	16
34	241	HANN,Gary	144.48	1.51	142.97	67.18	144.48		102.29	17	2	15
35	437	SHERBURN,Robert	138.41		138.41		138.41		138.41	12		12
36	62	CRAFTON,Bob	137.06	4.89	132.17	31.27	137.06		69.56	32	6	26
37	313	NEWMAN,Kathy	136.55	2.39	134.16	3.01	136.55		136.29	14	1	13
38	9	SCOTT,Bob	120.00	69.30	50.70	108.52	96.07	23.93	59.50	71	49	22
39	288	GARDNER,Tom	115.37	3.60	111.77	3.60	115.37		56.84	16	1	15
40	290	ALIOTO,Michael	114.64	1.63	113.01	20.20	114.64		113.36	13	1	12
41	289	GARDNER,Beverly	114.04		114.04	2.61	114.04		56.41	18		18
42	287	WEINER,Judi	113.98	13.59	100.39	40.11	113.98		65.41	21	3	18
43	403	SUTY,Dan	110.97		110.97	18.21	110.97		110.40	10		10
44	315	WISE,William	109.65		109.65	4.68	109.65		67.98	15		15

BRIDGE RECORDS - WILLIAM C. ARLINGHAUS - 1/1/2004

RK	WIN PAIR C	TRN P	MTP CLB	&M PTR	WINNERS MATE TOURN	POINTS PAIR CLB	TRN	PTR CLUB	TEAM MT	TEAM POINTS PTR TOURN	MATE TOURN	RED/GOLD/PLAT PTS PAIR	PTR TEAM	MATE TEAM
	see pts #			64	111 324	124	129	21	41	133	329	87	101	226
1	1	71		11	106 38	0.35	254.16			844.71	276.83	107.00	550.11	171.73
2	1	3		14	8 104	4.17	23.31			182.85	760.42	9.43	180.14	512.86
3		32		7	38 42		144.31			261.66	468.46	41.97	143.14	427.53
4	1	6		6	17 63	1.05	21.11			88.41	434.73	19.18	55.50	275.03
5		4		19	39 9		8.45			340.55	88.08	8.05	176.97	65.58
6		28		10	31 24		58.26			221.08	149.93	12.79	121.83	87.92
7				2	1 63					1.45	413.66		0.51	267.97
8		4		5	23 40		4.22			115.41	283.37	0.49	59.27	200.54
9		26		2	48 12		77.50			198.67	94.45	29.72	107.45	51.76
10		7		2	3 34		23.35			9.06	313.43	22.74	7.63	282.47
11	15	47		1	25 11	10.03	129.88			138.69	47.55	59.97	59.26	20.71
12	23	20	3 1		33 8	9.91	65.49	1.56	0.64	185.15	51.46	52.98	152.75	48.55
13		6		3	12 11		9.27			181.99	104.21	9.27	180.56	102.79
14		36		5	9 17		88.33			64.78	134.30	29.54	46.61	112.97
15	7	18		2	7 22	5.05	30.79			32.62	201.87	12.73	22.37	170.65
16		3		6	4 12		10.83			59.97	178.14		51.03	165.55
17		1		1	20		3.18			0.30	242.40	3.18		233.66
18	1	1	3	1	22	0.54	3.50		2.77	3.57	192.95			159.80
19	5	13	3		10 41	3.44	25.35		3.99	24.27	144.68	13.01	3.89	24.60
20		1		1	1 21		0.73			5.14	195.54			172.57
21		1		1	31		2.14			4.79	192.69		4.79	136.04
22	3	3		1	6 26	1.23	9.21			27.80	153.92	1.06	5.99	80.93
23	1				43	0.65					191.04			134.24
24					42						189.72			134.24
25		1			28		2.70				180.69	2.70		124.69
26		1			41		0.88				181.75			61.65
27	4	5		1	2 17	3.83	29.70			27.72	116.59	28.45	27.15	81.87
28		5		3	2 19		3.30			14.51	156.63		1.87	60.34
29	1	5	1 3	1	20 26	0.32	10.95	0.33	3.99	63.72	81.51	9.23	20.39	11.10
30	6		2 2		15	1.31		0.93	1.47		155.60			154.04
31					20						158.60			126.66
32		1		3	21		6.37			4.49	143.30		3.43	93.55
33		3		2	7 7		8.20			80.76	64.99	6.86	75.23	47.27
34		2		1	7 7		1.51			65.67	77.30	1.10	24.24	76.95
35					12						138.41			138.41
36		6		5	4 17		4.89			26.38	105.79	2.92	6.51	60.13
37		1			1 12		2.39			0.62	133.54	2.39	0.62	133.28
38	34	15		3	13 6	23.93	45.37			39.22	11.48	16.32	34.92	8.26
39		1			15		3.60				111.77	3.60		53.24
40		1		2	3 7		1.63			18.57	94.44	1.63	18.31	93.42
41				1	2 15					2.61	111.43		1.26	55.15
42		3		3	7 8		13.59			26.52	73.87	10.19	5.49	49.73
43				1	3 6					18.21	92.76		18.21	92.19
44					1 14					4.68	104.97			67.98

BRIDGE PTRS and TM-MATES | Sheet 0 | Sheet 1 | Sheet2 | Sheet3 | Sheet4 | Sheet5 | Sheet6 | Sheet7 | Sheet8 | Sheet9 | Sheet10 | Sheet1 ...

Ready Accessibility: Unavailable 100%

Link BRID2003.xls

BRIDGE RECORDS - WILLIAM C. ARLINGHAUS - 1/1/2003

RK		CH NO	PERSON	PTS	PAIR PTS	TEAM PTS	PTR PTS	TRN PTS	CLB PTS	RG PTS	WIN-NERS	WIN PR	WIN TM	WIN PAIR C	WIN TEAM P TRN	MTP CLB	PAIR TOURN	PTR TOURN	MATE TOURN	PAIR CLB	PAIR TRN	PTR CLUB	TEAM MT CLUB	PTR TOURN	MATE TOURN	PAIR	PTR TEAM	MATE TEAM
			number of ptrs	448	190	382	238	383	142	271	448	190	382	see pts #		62	105	314		120	126	21	41	128	320	85	96	219
1		225	WEBBER,Bob	1122.99	212.99	910.00	846.73	1122.64	0.35	671.44	184	61	123	1	60		11	75	37	0.35	212.64			633.74	276.26	98.26	401.45	171.73
2		274	HIRSCHMAN,Marty	933.22	27.48	905.74	208.22	929.05	4.17	683.04	123	4	119	1	3		14	7	98	4.17	23.31			180.74	725.00	9.43	180.14	493.47
3		335	SCHAEFFER,Lynne	860.17	144.31	715.86	402.06	860.17		602.29	116	32	84		32		7	36	41		144.31			257.75	458.11	41.97	143.14	417.18
4		178	TEMKIN,Dick	515.02	22.16	492.86	109.53	513.97	1.05	349.71	88	7	81	1	6		5	16	60	1.05	21.11			87.37	405.49	19.18	55.50	275.03
5		309	BRYANT,Brenda	437.08	8.45	428.63	349.00	437.08		250.60	71	4	67		4		19	39	9		8.45			340.55	88.08	8.05	176.97	65.58
6		104	CHIESA,Joe	426.23	57.33	368.90	278.41	426.23		222.54	91	27	64		27		10	31	23		57.33			221.08	147.82	12.79	121.83	87.92
7		60	TRACY,Bob	402.61	4.22	398.39	119.63	402.61		260.30	71	4	67		4		5	23	39		4.22			115.41	262.98	0.49	59.27	200.54
8		211	ROSENSTEIN,Irv	385.87		385.87	1.45	385.87		268.48	62		62				2	1	59					1.45	384.42		0.51	267.97
9		231	HUXLEY,Paul	370.62	77.50	293.12	276.17	370.62		188.93	88	26	62		26		2	48	12		77.50			198.67	94.45	29.72	107.45	51.76
10		269	O'NEIL,Jim	326.15	139.91	186.24	278.60	316.12	10.03	139.94	99	62	37	15	47		1	25	11	10.03	129.88			138.69	47.55	59.97	59.26	20.71
11		201	ClearyJABBOUR,Sharon	310.99	72.18	238.81	258.89	299.18	11.81	251.36	86	41	45	22	19	3	1	33	8	9.61	62.57	1.56	0.64	185.15	51.46	50.06	152.75	48.55
12	D	234	**REMEY MOORE,Joan**	**287.41**	88.33	199.08	153.11	287.41		189.12	67	36	31		36		5	9	17		88.33			64.78	134.30	29.54	46.61	112.97
13		266	HUSTON,Michael	276.25	9.27	266.98	189.83	276.25		276.25	28	6	22		6		2	12	8		9.27			180.56	86.42	9.27	180.56	86.42
14		243	LEON,Phil	274.29	23.35	250.94	32.41	274.29		252.29	37	7	30		7		2	3	25		23.35			9.06	241.88	22.74	7.63	221.92
15		156	FATKA,Jim	267.95	35.84	232.11	67.51	262.90	5.05	205.75	55	25	30	7	18		1	7	22	5.05	30.79			31.67	200.44	12.73	22.37	170.65
16		247	PARNES,Gordon	248.94	10.83	238.11	70.80	248.94		216.58	25	3	22		3		6	4	12		10.83			59.97	178.14		51.03	165.55
17		248	PARNES,Susan	245.88	3.18	242.70	3.48	245.88		236.84	22	1	21		1		1		20		3.18			0.30	242.40	3.18		233.66
18		23	OWENS,Gene	199.62	2.14	197.48	6.93	199.62		140.83	33	1	32		1		1		31		2.14			4.79	192.69		4.79	136.04
19		45	SWARTHOUT,Dave	199.58	26.64	172.94	50.91	192.15	7.43	41.50	70	16	54	5	11	3		10	41	3.44	23.20		3.99	24.27	144.68	13.01	3.89	24.60
20		110	NEWMAN,Bert	197.31	0.73	196.58	5.87	197.31		171.43	22	1	21		1		1	1	19		0.73			5.14	191.44			171.43
21		270	OWENS,Chris	183.39	2.70	180.69	2.70	183.39		127.39	29	1	28		1				28		2.70				180.69	2.70		124.69
22		268	CRANE,Mike	175.34	31.03	144.31	58.75	171.51	3.83	136.22	28	8	20	4	4		1	2	17	3.83	27.20			27.72	116.59	27.20	27.15	81.87
23		281	WINOKUR,Willie	174.44	3.30	171.14	17.81	174.44		62.21	29	5	24		5		3	2	19		3.30			14.51	156.63		1.87	60.34
24		108	GRAHAM,Mike	170.49	10.44	160.05	38.24	169.26	1.23	77.31	37	6	31	3	3		1	6	24	1.23	9.21			27.80	132.25	1.06	5.99	70.26
25		306	WHITE,Ed	163.01	0.88	162.13	0.88	163.01		61.02	36	1	35		1				35		0.88				162.13			61.02
26		209	RUMELHART,Don	161.18	4.04	157.14	7.61	157.87	3.31	117.65	23	2	21	1	1	3	1		17	0.54	3.50		2.77	3.57	150.80			117.65
27		46	TORMEY,Madalyn	160.82	11.27	149.55	75.32	156.18	4.64	40.72	57	6	51	1	5	1	3	1	20	26	0.32	10.95	0.33	3.99	63.72	81.51	9.23	20.39	11.10
28		372	MARCUS,Bobbie	158.60		158.60		158.60		126.66	20		20						20						158.60			126.66
29		327	WEINER,Howard	154.16	6.37	147.79	10.86	154.16		96.98	25	1	24		1		3		21		6.37			4.49	143.30		3.43	93.55
30		294	HIRSCHMAN,Sam	153.95	8.20	145.75	88.96	153.95		129.36	19	3	16		3		2	7	7		8.20			80.76	64.99	6.86	75.23	47.27
31		241	HANN,Gary	144.48	1.51	142.97	67.18	144.48		102.29	17	2	15		2		1	7	7		1.51			65.67	77.30	1.10	24.24	76.95
32		62	CRAFTON,Bob	136.69	4.52	132.17	30.90	136.69		69.56	31	5	26		5		5	4	17		4.52			26.38	105.79	2.92	6.51	60.13
33		313	NEWMAN,Kathy	136.55	2.39	134.16	3.01	136.55		136.29	14	1	13		1			1	12		2.39			0.62	133.54	2.39	0.62	133.28
34		9	SCOTT,Bob	120.00	69.30	50.70	108.52	96.07	23.93	59.50	71	49	22	34	15		3	13	6	23.93	45.37			39.22	11.48	16.32	34.92	8.26
35		253	MADDOX,Myles	117.69	0.65	117.04	0.65	117.04	0.65	65.67	33	1	32	1					32	0.65					117.04			65.67
36		144	JABBOUR,Zeke	116.86	1.01	115.85	1.94	113.45	3.41	111.89	19	5	14	5		2	2		10	1.01		0.93	1.47		113.45			111.89
37		252	MADDOX,Marilyn	115.72		115.72		115.72		65.67	31		31						31						115.72			65.67
38		288	GARDNER,Tom	115.37	3.60	111.77	3.60	115.37		56.84	16	1	15		1				15		3.60				111.77	3.60		53.24
39		289	GARDNER,Beverly	114.04		114.04	2.61	114.04		56.41	18		18				1	2	15					2.61	111.43		1.26	55.15
40		287	WEINER,Judi	113.98	13.59	100.39	40.11	113.98		65.41	21	3	18		3		3	7	8		13.59			26.52	73.87	10.19	5.49	49.73
41		403	SUTY,Dan	110.40		110.40	18.21	110.40		110.40	9		9				1	3	5					18.21	92.19		18.21	92.19
42		315	WISE,William	109.26		109.26	4.68	109.26		67.98	14		14					1	13					4.68	104.58			67.98
43		257	BENEDICT,Gene	107.72	0.75	106.97	37.54	107.72		64.00	18	2	16		2			4	12		0.75			36.79	70.18		16.04	47.96
44	D	13	**PEARL,Bob**	**107.56**	72.77	34.79	91.83	82.32	25.24	24.95	95	77	18	48	29		2	2	5	9	24.45	48.32		0.79	19.06	14.94	15.30	2.04	7.61

BRIDGE PTRS and TM-MATES | ptr pts | Sheet2 | Sheet3 | Sheet4 | Sheet5 | Sheet6 | Sheet7 | Sheet8 | Sheet9 | Sheet10 | Sheet11 | Sheet1 ...

Ready Accessibility: Unavailable 100%

Link BRID2002.xls

A	B	C	D	E	F	G	H	I	J	K	L	M	N	O	P	Q	R	S	T	U	V	W	X	Y	Z	AA	AB	AC	AD
				BRIDGE RECORDS - WILLIAM C. ARLINGHAUS - 1/1/2002											BRIDGE RECORDS - WILLIAM C. ARLINGHAUS - 1/1/2002														
			number of ptrs	440	187	372	236	374	142	262	440	187	372	see pts #				58	103	303	120	123	21	41	124	309	82	91	208
														WIN		TEAM WINNERS					POINTS		TEAM POINTS				RED/GOLD/PLAT PTS		
		CH			PAIR	TEAM	PTR	TRN	CLB	RG	WIN-	WIN	WIN	PAIR		P	MT	P&M	PTR	MATE	PAIR		PTR	MT	PTR	MATE		PTR	MATE
RK		NO	PERSON	PTS	PTS	PTS	PTS	PTS	PTS	PTS	NERS	PR	TM	C	TRN	CLB			TOURN		CLB	TRN	CLUB		TOURN		PAIR	TEAM	TEAM
1		225	WEBBER,Bob	905.09	187.98	717.11	648.46	904.74	0.35	538.35	153	52	101	1	51			11	58	32	0.35	187.63			460.48	256.63	94.72	281.65	161.98
2		274	HIRSCHMAN,Marty	887.57	27.48	860.09	208.07	883.40	4.17	668.03	116	4	112	1	3			13	7	92	4.17	23.31			180.59	679.50	9.43	179.99	478.61
3		335	SCHAEFFER,Lynne	800.45	143.03	657.42	352.84	800.45		577.84	105	31	74		31			6	28	40		143.03			209.81	447.61	41.97	118.69	417.18
4		178	TEMKIN,Dick	473.40	19.40	454.00	89.80	472.35	1.05	325.04	79	5	74	1	4			5	13	56	1.05	18.35			70.40	383.60	17.15	43.69	264.20
5		309	BRYANT,Brenda	437.08	8.45	428.63	349.00	437.08		250.60	71	4	67		4			19	39	9		8.45			340.55	88.08	8.05	176.97	65.58
6		104	CHIESA,Joe	425.85	56.95	368.90	278.03	425.85		222.54	90	26	64		26			10	31	23		56.95			221.08	147.82	12.79	121.83	87.92
7		60	TRACY,Bob	402.25	4.22	398.03	119.63	402.25		259.94	70	4	66		4			5	23	38		4.22			115.41	282.62	0.49	59.27	200.18
8		231	HUXLEY,Paul	370.62	77.50	293.12	276.17	370.62		188.93	88	26	62		26			2	48	12		77.50			198.67	94.45	29.72	107.45	51.76
9		211	ROSENSTEIN,Irv	363.98		363.98	1.45	363.98		257.65	58		58					2	1	55					1.45	362.53		0.51	257.14
10		269	O'NEIL,Jim	326.15	139.91	186.24	278.60	316.12	10.03	139.94	99	62	37	15	47			1	25	11	10.03	129.88			138.69	47.55	59.97	59.26	20.71
11	D	**234**	**REMEY MOORE,Joan**	**287.41**	88.33	199.08	153.11	287.41		189.12	67	36	31		36			5	9	17		88.33			64.78	134.30	29.54	46.61	112.97
12		266	HUSTON,Michael	275.64	8.66	266.98	189.22	275.64		275.64	27	5	22		5			2	12	8		8.66			180.56	86.42	8.66	180.56	86.42
13		156	FATKA,Jim	256.79	28.98	227.81	56.35	251.74	5.05	199.84	51	23	28	7	16			1	5	22	5.05	23.93			27.37	200.44	8.07	21.12	170.65
14		201	ClearyJABBOUR,Sharon	253.65	42.46	211.19	201.55	241.84	11.81	194.02	81	38	43	22	16	3	1		31	8	9.61	32.85	1.56	0.64	157.53	51.46	20.34	125.13	48.55
15		247	PARNES,Gordon	247.53	10.83	236.70	70.80	247.53		216.27	23	3	20		3			6	4	10		10.83			59.97	176.73		51.03	165.24
16		248	PARNES,Susan	241.29		241.29	0.30	241.29		233.35	19		19					1		18					0.30	240.99			233.35
17		243	LEON,Phil	226.79	23.35	203.44	27.61	226.79		204.79	34	7	27		7			1	3	23		23.35			4.26	199.18	22.74	2.83	179.22
18		45	SWARTHOUT,Dave	194.16	25.60	168.56	45.49	186.73	7.43	41.50	68	15	53	5	10		3		9	41	3.44	22.16		3.99	19.89	144.68	13.01	3.89	24.60
19		268	CRANE,Mike	165.34	31.03	134.31	48.75	161.51	3.83	136.22	28	8	20	4	4			1	2	17	3.83	27.20			17.72	116.59	27.20	27.15	81.87
20		23	OWENS,Gene	169.05	2.14	166.91	2.14	169.05		110.26	28	1	27		1					27		2.14				166.91			110.26
21		108	GRAHAM,Mike	165.71	10.44	155.27	38.24	164.48	1.23	77.31	36	6	30	3	3			1	6	23	1.23	9.21			27.80	127.47	1.06	5.99	70.26
22		110	NEWMAN,Bert	162.93	0.73	162.20	5.87	162.93		143.18	19	1	18		1			1	1	16		0.73			5.14	157.06			143.18
23		46	TORMEY,Madalyn	160.82	11.27	149.55	75.32	156.18	4.64	40.72	57	6	51	1	5	1	3	1	20	26	0.32	10.95	0.33	3.99	63.72	81.51	9.23	20.39	11.10
24		281	WINOKUR,Willie	158.15	2.66	155.49	11.40	158.15		62.21	24	4	20		4			2	2	16		2.66			8.74	146.75		1.87	60.34
25		327	WEINER,Howard	154.16	6.37	147.79	10.86	154.16		96.98	25	1	24		1			3		21		6.37			4.49	143.30		3.43	93.55
26		294	HIRSCHMAN,Sam	153.95	8.20	145.75	88.96	153.95		129.36	19	3	16		3			2	7	7		8.20			80.76	64.99	6.86	75.23	47.27
27		270	OWENS,Chris	153.18	2.70	150.48	2.70	153.18		97.18	25	1	24		1					24		2.70				150.48	2.70		94.48
28		241	HANN,Gary	144.48	1.51	142.97	67.18	144.48		102.29	17	2	15		2			1	7	7		1.51			65.67	77.30	1.10	24.24	76.95
29		372	MARCUS,Bobbie	143.36		143.36		143.36		111.80	17		17							17						143.36			111.80
30		306	WHITE,Ed	143.25	0.88	142.37	0.88	143.25		61.02	33	1	32		1					32		0.88				142.37			61.02
31		62	CRAFTON,Bob	136.69	4.52	132.17	30.90	136.69		69.56	31	5	26		5			5	4	17		4.52			26.38	105.79	2.92	6.51	60.13
32		9	SCOTT,Bob	120.00	69.30	50.70	108.52	96.07	23.93	59.50	71	49	22	34	15			3	13	6	23.93	45.37			39.22	11.48	16.32	34.92	8.26
33		287	WEINER,Judi	113.98	13.59	100.39	40.11	113.98		65.41	21	3	18		3			3	7	8		13.59			26.52	73.87	10.19	5.49	49.73
34		209	RUMELHART,Don	112.49	4.04	108.45	7.61	109.18	3.31	68.96	20	2	18	1	1		3	1		14	0.54	3.50		2.77	3.57	102.11			68.96
35		403	SUTY,Dan	108.65		108.65	16.46	108.65		108.65	7		7					1	1	5					16.46	92.19		16.46	92.19
36		313	NEWMAN,Kathy	108.30	2.39	105.91	3.01	108.30		108.04	12	1	11		1				1	10		2.39			0.62	105.29	2.39	0.62	105.03
37		257	BENEDICT,Gene	107.72	0.75	106.97	37.54	107.72		64.00	18	2	16		2				4	12		0.75			36.79	70.18		16.04	47.96
38	D	**13**	**PEARL,Bob**	**107.56**	72.77	34.79	91.83	82.32	25.24	24.95	95	77	18	48	29		2	2	5	9	24.45	48.32		0.79	19.06	14.94	15.30	2.04	7.61
39		315	WISE,William	103.71		103.71	4.68	103.71		67.26	12		12						1	11					4.68	99.03			67.26
40		298	JACOBS,Hans	98.31	2.51	95.80	33.29	98.31		93.24	11	2	9		2				3	6		2.51			30.78	65.02	2.51	30.78	59.95
41		202	CLEARY,John	95.08	18.33	76.75	31.91	90.45	4.63	71.09	37	17	20	14	3		2		7	11	3.57	14.76		1.06	13.58	62.11	14.39	9.73	46.97
42		396	ELLIS,Brian	91.21	3.28	87.93	72.95	91.21		91.21	10	2	8		2				6	2		3.28			69.67	18.26	3.28	69.67	18.26
43		288	GARDNER,Tom	88.38	3.60	84.78	3.60	88.38		29.85	15	1	14		1					14		3.60				84.78	3.60		26.25
44		277	HASCALL,Wayne	87.98	25.65	62.33	44.40	87.98		75.18	12	5	7		5			3	1	3		25.65			18.75	43.58	17.49	14.11	43.58

BRIDGE PTRS and TM-MATES | Sheet1 | Sheet2 | Sheet3 | Sheet4 | Sheet5 | Sheet6 | Sheet7 | Sheet8 | Sheet9 | Sheet10 | Sheet11 | Sheet1 ...

Ready   Accessibility: Unavailable   100%

Link BRID2001.XLS

BRIDGE RECORDS - WILLIAM C. ARLINGHAUS - 1/1/2001

RK		CH NO	PERSON	PTS	PAIR PTS	TEAM PTS	PTR PTS	TRN PTS	CLB PTS	RG PTS	WIN-NERS	WIN PR	WIN TM	WIN PAIR C	WIN TRN	TEAM WINNERS P MT	TEAM WINNERS CLB	TEAM WINNERS P&M TOURN	TEAM WINNERS PTR TOURN	TEAM WINNERS MATE TOURN	POINTS PAIR CLB	POINTS PAIR TRN	TEAM POINTS PTR CLUB	TEAM POINTS MT CLUB	TEAM POINTS PTR TOURN	TEAM POINTS MATE TOURN	RED/GOLD/PLAT PTS PAIR	RED/GOLD/PLAT PTS PTR TEAM	RED/GOLD/PLAT PTS MATE TEAM
1			number of ptrs	428	183	362	229	362	141	255								55			119	120	21	41	120	300			
6	1	225	WEBBER,Bob	875.78	187.98	687.80	636.06	875.43	0.35	516.07	149	52	97	1	51			10	57	30	0.35	187.63			448.08	239.72	94.72	269.25	152.10
7	2	274	HIRSCHMAN,Marty	766.18	27.48	738.70	164.29	762.01	4.17	578.46	99	4	95	1	3			7	6	82	4.17	23.31			136.81	601.89	9.43	136.81	432.22
8	3	335	SCHAEFFER,Lynne	657.34	118.96	538.38	283.95	657.34		478.99	82	24	58		24			5	19	34		118.96			164.99	373.39	30.94	104.79	343.26
9	4	178	TEMKIN,Dick	442.11	19.40	422.71	70.43	441.06	1.05	295.96	73	5	68	1	4			5	9	54	1.05	18.35			51.03	371.68	17.15	25.34	253.47
10	5	309	BRYANT,Brenda	428.92	8.45	420.47	348.24	428.92		243.20	68	4	64		4			19	38	7		8.45			339.79	80.68	8.05	176.97	58.18
11	6	104	CHIESA,Joe	425.85	56.95	368.90	278.03	425.85		222.54	90	26	64		26			10	31	23		56.95			221.08	147.82	12.79	121.83	87.92
12	7	60	TRACY,Bob	402.25	4.22	398.03	119.63	402.25		259.94	70	4	66		4			5	23	38		4.22			115.41	282.62	0.49	59.27	200.18
13	8	231	HUXLEY,Paul	370.62	77.50	293.12	276.17	370.62		188.93	88	26	62		26			2	48	12		77.50			198.67	94.45	29.72	107.45	51.76
14	9	211	ROSENSTEIN,Irv	352.06		352.06	1.45	352.06		246.92	56		56					2	1	53					1.45	350.61		0.51	246.41
15	10	269	O'NEIL,Jim	326.15	139.91	186.24	278.60	316.12	10.03	139.94	99	62	37	15	47			1	25	11	10.03	129.88			138.69	47.55	59.97	59.26	20.71
16	11 D	234	**REMEY MOORE,Joan**	**287.41**	88.33	199.08	153.11	287.41		189.12	67	36	31		36			5	9	17		88.33			64.78	134.30	29.54	46.61	112.97
17	12	266	HUSTON,Michael	254.09	8.66	245.43	169.35	254.09		254.09	25	5	20		5			2	11	7		8.66			160.69	84.74	8.66	160.69	84.74
18	13	156	FATKA,Jim	236.87	28.98	207.89	46.76	231.82	5.05	179.92	46	23	23	7	16			1	4	18	5.05	23.93			17.78	190.11	8.07	11.53	160.32
19	14	201	ClearyJABBOUR,Sharon	214.60	42.46	172.14	184.72	202.79	11.81	154.97	76	38	38	22	16	3	1		27	7	9.61	32.85	1.56	0.64	140.70	29.24	20.34	108.30	26.33
20	15	45	SWARTHOUT,Dave	194.16	25.60	168.56	45.49	186.73	7.43	41.50	68	15	53	5	10		3		9	41	3.44	22.16		3.99	19.89	144.68	13.01	3.89	24.60
21	16	248	PARNES,Susan	190.88		190.88		190.88		183.84	15		15							15						190.88			183.84
22	17	247	PARNES,Gordon	182.39		182.39	19.07	182.39		166.50	14		14					3	1	10					19.07	163.32		14.07	152.43
23	18	23	OWENS,Gene	169.05	2.14	166.91	2.14	169.05		110.26	28	1	27		1					27		2.14				166.91			110.26
24	19	46	TORMEY,Madalyn	160.82	11.27	149.55	75.32	156.18	4.64	40.72	57	6	51	1	5	1	3	1	20	26	0.32	10.95	0.33	3.99	63.72	81.51	9.23	20.39	11.10
25	20	268	CRANE,Mike	160.29	31.03	129.26	58.75	156.46	3.83	125.87	25	8	17	4	4			1	2	14	3.83	27.20			27.72	101.54	27.20	27.15	71.52
26	21	108	GRAHAM,Mike	156.12	10.44	145.68	38.24	154.89	1.23	67.72	35	6	29	3	3			1	6	22	1.23	9.21			27.80	117.88	1.06	5.99	60.67
27	22	294	HIRSCHMAN,Sam	153.59	7.84	145.75	88.60	153.59		129.00	18	2	16		2			2	7	7		7.84			80.76	64.99	6.50	75.23	47.27
28	23	270	OWENS,Chris	153.18	2.70	150.48	2.70	153.18		97.18	25	1	24		1					24		2.70				150.48	2.70		94.48
29	24	327	WEINER,Howard	152.86	6.37	146.49	10.86	152.86		96.98	24	1	23		1			3		20		6.37			4.49	142.00		3.43	93.55
30	25	243	LEON,Phil	147.34	22.53	124.81	26.79	147.34		125.34	27	6	21		6			1	3	17		22.53			4.26	120.55	21.92	2.83	100.59
31	26	241	HANN,Gary	144.48	1.51	142.97	67.18	144.48		102.29	17	2	15		2			1	7	7		1.51			65.67	77.30	1.10	24.24	76.95
32	27	62	CRAFTON,Bob	134.50	3.63	130.87	30.01	134.50		69.56	28	3	25		3			5	4	16		3.63			26.38	104.49	2.92	6.51	60.13
33	28	372	MARCUS,Bobbie	132.15		132.15		132.15		101.35	14		14							14						132.15			101.35
34	29	110	NEWMAN,Bert	129.53	0.73	128.80	5.87	129.53		109.78	15	1	14		1			1	1	12		0.73			5.14	123.66			109.78
35	30	281	WINOKUR,Willie	127.59	2.66	124.93	9.53	127.59		31.65	21	4	17		4			2	1	14		2.66			6.87	118.06			31.65
36	31	9	SCOTT,Bob	120.00	69.30	50.70	108.52	96.07	23.93	59.50	71	49	22	34	15			3	13	6	23.93	45.37			39.22	11.48	16.32	34.92	8.26
37	32	287	WEINER,Judi	112.68	13.59	99.09	38.81	112.68		65.41	20	3	17		3			3	6	8		13.59			25.22	73.87	10.19	5.49	49.73
38	33	403	SUTY,Dan	108.65		108.65	16.46	108.65		108.65	7		7					1	1	5					16.46	92.19		16.46	92.19
39	34 D	13	**PEARL,Bob**	**107.56**	72.77	34.79	91.83	82.32	25.24	24.95	95	77	18	48	29		2	2	5	9	24.45	48.32		0.79	19.06	14.94	15.30	2.04	7.61
40	35	306	WHITE,Ed	105.86	0.88	104.98	0.88	105.86		55.85	23	1	22		1					22		0.88				104.98			55.85
41	36	315	WISE,William	103.71		103.71	4.68	103.71		67.26	12		12						1	11					4.68	99.03			67.26
42	37	257	BENEDICT,Gene	100.69	0.75	99.94	30.51	100.69		64.00	17	2	15		2				3	12		0.75			29.76	70.18		16.04	47.96
43	38	313	NEWMAN,Kathy	99.48	2.39	97.09	3.01	99.48		99.22	11	1	10		1				1	9		2.39			0.62	96.47	2.39	0.62	96.21
44	39	209	RUMELHART,Don	99.27	4.04	95.23	7.61	95.96	3.31	55.74	19	2	17	1	1		3	1		13	0.54	3.50		2.77	3.57	88.89			55.74
45	40	298	JACOBS,Hans	98.31	2.51	95.80	33.29	98.31		93.24	11	2	9		2				3	6		2.51			30.78	65.02	2.51	30.78	59.95
46	41	202	CLEARY,John	95.08	18.33	76.75	31.91	90.45	4.63	71.09	37	17	20	14	3		2		7	11	3.57	14.76		1.06	13.58	62.11	14.39	9.73	46.97
47	42	288	GARDNER,Tom	88.38	3.60	84.78	3.60	88.38		29.85	15	1	14		1					14		3.60				84.78	3.60		26.25
48	43	52	CHANEY,Clerely	86.03	18.50	67.53	55.69	84.00	2.03	31.61	36	16	20	4	12				13	7	2.03	16.47			37.19	30.34	2.53	5.00	24.08
49	44	277	HASCALL,Wayne	85.25	25.65	59.60	43.04	85.25		72.45	11	5	6		5			2	1	3		25.65			17.39	42.21	17.49	12.75	42.21

MASTERPOINTS | bridge partners | BRIDGE PTRS and TM-MATES

Ready Accessibility: Unavailable 100%

Link Brid2000.xls

BRIDGE RECORDS OF WILLIAM C. ARLINGHAUS; CURRENT AS OF DECEMBER 25, 1999

RK	CH	NO	PERSON	PTS	PAIR PTS	TEAM PTS	PTR PTS	TRN PTS	CLB PTS	RG PTS	WIN-NERS	WIN PR	WIN TM	W PR C	WN PR TRN	W T C	W TMPT TRN	W MT C	W MATE TRN	PT PR CLB	PT PR TRN	PT TMPT CL	PT TMPT TN	PT MT CL	PT MATE TN	RG PAIR	RG PTR TEAM	RG MATE TEAM
1		225	WEBBER,Bob	854.53	185.13	669.40	614.81	854.16	0.35	497.67	147	51	36	1	50		61.112		34.888	0.35	184.78		423.68		233.72	34.72	250.85	152.10
2		274	HIRSCHMAN,Marty	556.72	8.63	548.09	75.92	556.72		420.53	73	1	72		1		4.866		67.134		8.63		67.29		480.80		67.29	353.24
3		178	TEMKIN,Dick	420.79	19.40	401.39	56.63	419.74	1.05	283.43	68	5	63	1	4		7.328		55.672	1.05	18.35		37.23		364.16	17.15	16.17	250.11
4		104	CHIESA,Joe	420.22	56.95	363.27	273.21	420.22		221.26	87	26	61		26		34.745		26.255		56.95		216.26		147.01	12.79	121.36	87.11
5		309	BRYANT,Brenda	411.47	8.45	403.02	340.32	411.47		242.39	63	4	59		4		45.456		13.544		8.45		332.47		70.55	8.05	176.16	58.18
6		60	TRACY,Bob	402.25	4.22	398.03	119.63	402.25		259.34	70	4	66		4		24.251		41.749		4.22		115.41		282.62	0.49	59.27	200.18
7		335	SCHAEFFER,Lynne	373.58	67.08	306.50	167.55	373.58		270.02	47	13	34		13		11.842		22.158		67.08		100.47		206.03	14.43	69.63	185.90
8		231	HUXLEY,Paul	370.62	77.50	293.12	276.17	370.62		188.93	88	26	62		26		48.875		13.125		77.50		198.67		94.45	29.72	107.45	51.76
9		211	ROSENSTEIN,Irv	344.54		344.54	1.45	344.54		243.56	54		54				1.393		52.607				1.45		343.09		0.51	243.05
10		269	O'NEIL,Jim	322.63	139.91	182.72	275.08	312.60	10.03	139.94	98	62	36	15	47		24.433		11.567	10.03	129.88		135.17		47.55	59.97	59.26	20.71
11	D	234	REMEY MOORE,Joan	287.41	88.33	199.08	153.11	287.41		189.12	67	36	31		36		11.726		19.274		88.33		64.78		134.30	29.54	46.61	112.97
12		156	FATKA,Jim	233.82	25.93	207.89	43.71	228.77	5.05	176.87	45	22	23	7	15		4.667		18.333	5.05	20.88		17.78		190.11	5.02	11.53	160.32
13		266	HUSTON,Michael	228.93	8.66	220.27	144.19	228.93		228.93	21	5	16		5		8.250		1.750		8.66		135.53		84.74	8.66	135.53	84.74
14		45	SWARTHOUT,Dave	190.00	25.60	164.40	41.33	182.57	7.43	41.50	67	15	52	5	10		8.000	3	41.000	3.44	22.16		15.73	3.39	144.68	13.01	3.89	24.60
15		23	OWENS,Gene	165.53	2.14	163.39	2.14	165.53		110.26	27	1	26		1				26.000		2.14				163.39			110.26
16		46	TORMEY,Madalyn	160.82	11.27	149.55	75.32	156.18	4.64	40.72	57	6	51	1	5	1	20.125	3	26.875	0.32	10.95	0.33	63.72	3.39	81.51	3.23	20.39	11.10
17		270	OWENS,Chris	149.66	2.70	146.96	2.70	149.66		37.18	24	1	23		1				23.000		2.70				146.96	2.70		94.48
18		327	WEINER,Howard	148.51	6.37	142.14	10.86	148.51		36.98	23	1	22		1		0.821		21.179		6.37		4.49		137.65		3.43	93.55
19		201	Cleary/ABBOUR,Sharon	145.82	30.27	115.55	115.94	134.01	11.81	86.19	64	36	28	22	14	3	17.000	1	7.000	3.61	20.66	1.56	64.11	0.64	23.24	8.15	51.11	26.33
20		106	GRAHAM,Mike	145.44	3.38	136.06	37.18	144.21	1.23	62.00	29	5	24	3	2		6.500		17.500	1.23	8.15		27.80		108.26		5.39	56.01
21		241	HANN,Gary	144.48	1.51	142.97	67.18	144.48		102.29	17	2	15		2		7.333		7.667		1.51		65.67		77.30	1.10	24.24	76.95
22		294	HIRSCHMAN,Sam	142.13	1.34	140.79	77.14	142.13		122.50	16	1	15		1		7.196		7.804		1.34		75.80		64.39		75.23	47.27
23		247	PARNES,Gordon	124.09		124.09	5.66	124.09		118.20	3		3				0.500		8.500				5.66		118.43		5.66	112.54
24		62	CRAFTON,Bob	121.40	3.63	117.77	24.76	121.40		69.56	26	3	23		3		5.090		17.910		3.63		21.13		96.64	2.32	6.51	60.13
25		9	SCOTT,Bob	120.00	68.30	50.70	108.52	96.07	23.93	59.50	71	49	22	34	15		14.875		7.125	23.93	45.37		33.22		11.48	16.32	34.92	8.26
26		268	CRANE,Mike	119.68	23.29	96.39	34.21	117.45	2.23	86.86	18	4	14	2	2		1.667		12.333	2.23	21.06		10.92		85.47	21.06	10.35	55.45
27		287	WEINER,Judi	112.68	13.59	99.09	38.81	112.68		65.41	20	3	17		3		7.012		9.988		13.59		25.22		73.87	10.19	5.49	49.73
28		248	PARNES,Susan	110.36		110.36		110.36		108.32	8		8						8.000						110.36			108.32
29		243	LEON,Phil	109.67	21.92	87.75	26.18	109.67		93.24	21	5	16		5		3.429		12.571		21.92		4.26		83.49	21.92	2.83	68.49
30		13	PEARL,Bob	107.56	72.77	34.79	91.83	82.32	25.24	24.95	95	77	18	48	29		6.375	2	9.625	24.45	48.32		13.06	0.79	14.34	15.30	2.04	7.61
31		315	WISE,William	103.71		103.71	4.68	103.71		67.26	12		12				1.000		11.000				4.68		99.03			67.26
32		281	WINOKUR,Willie	99.98	2.66	97.32	6.40	99.98		13.25	18	4	14		4		1.000		13.000		2.66		3.74		93.58			13.25
33		209	RUMELHART,Don	99.27	4.04	95.23	7.61	95.96	3.31	55.74	19	2	17	1	1		0.500	3	13.500	0.54	3.50		3.57	2.77	88.89			55.74
34		298	JACOBS,Hans	98.31	2.51	95.80	33.29	98.31		93.24	11	2	9		2		3.000		6.000		2.51		30.78		65.02	2.51	30.78	59.95
35		202	CLEARY,John	95.08	18.33	76.75	31.91	90.45	4.63	71.09	37	17	20	14	3		7.000	2	11.000	3.57	14.76		13.58	1.06	62.11	14.39	9.73	46.97
36		372	MARCUS,Bobbie	95.04		95.04		95.04		83.71	8		8						8.000						95.04			83.71
37		306	WHITE,Ed	93.22	0.88	92.34	0.88	93.22		55.85	18	1	17		1				17.000		0.88				92.34			55.85
38		286	GARDNER,Tom	88.38	3.60	84.78	3.60	88.38		23.85	15	1	14		1				14.000		3.60				84.78	3.60		26.25
39		52	CHANEY,Clardy	86.03	18.50	67.53	55.69	84.00	2.03	31.61	36	16	20	4	12		13.000		7.000	2.03	16.47		37.19		30.34	2.53	5.00	24.08
40		289	GARDNER,Beverly	83.57		83.57	0.57	83.57		26.72	14		14				1.000		13.000				0.57		83.00			26.72
41		277	HASCALL,Wayne	83.39	23.79	59.60	41.18	83.39		70.59	10	4	6		4		2.300		3.700		23.79		17.39		42.21	15.63	12.75	42.21
42		314	ADAMS,David	77.65	18.11	59.54	64.29	77.65		77.65	9	1	8		1		4.000		4.000		18.11		46.18		13.36	18.11	46.18	13.36
43		257	BENEDICT,Gene	74.44	0.75	73.69	30.51	74.44		41.81	14	2	12		2		3.000		9.000		0.75		29.76		43.93		16.04	25.77
44		230	ALLEMAN,Carol	73.38	1.92	71.46	1.92	73.38		41.85	13	1	12		1				12.000		1.92				71.46			41.85
45		232	HYMOVECH,Marvin	71.03	37.06	34.03	65.14	70.34	0.75	24.93	18	10	8	2	8		5.000		3.000	0.75	36.31		28.08		5.95		24.93	
46		42	EMKE,Bob	69.62	10.72	58.90	28.69	64.27	5.35	14.54	27	13	14	10	3		4.000		10.000	5.35	5.37		17.97		40.93	3.65	3.80	7.09
47		107	RIORDAN,Beverly	65.68	13.58	52.10	28.72	59.38	6.30	25.53	28	15	13	10	5	1	2.000	3	7.000	3.51	10.07	1.41	13.73	1.38	35.58	2.95		22.58
48		235	LESSER,Jeff	63.75		63.75		63.75		29.83	16		16						16.000						63.75			29.83
49		206	SMITH,Jane	63.50	41.03	22.47	50.48	59.39	4.51	30.77	30	22	8	13	9		3.333		4.667	4.51	36.52		9.45		13.02	29.17	1.60	
50		37	LA COMBE,Gerry	61.89	36.30	25.59	47.36	53.92	7.97	19.30	43	33	10	17	16		7.125		2.875	7.97	28.33		11.06		14.53	14.70	3.20	1.40
51		253	MADDOX,Myles	60.30		60.30		60.30		31.41	20		20						20.000						60.30			31.41
52		252	MADDOX,Marilyn	58.98		58.98		58.98		31.41	19		19						19.000						58.98			31.41
53		389	CHEN,Jiun-Ming	56.03		56.03		56.03		56.03	4		4						4.000						56.03			56.03
54		390	YANG,Yifan	56.03		56.03		56.03		56.03	4		4						4.000						56.03			56.03
55		305	REVILL,Colin	53.32		53.32		53.32		53.32	5		5						5.000						53.32			53.32
56		352	BENNETT,Debbie	49.76		49.76		49.76		49.76	4		4						4.000						49.76			49.76
57		6	BUHL,Bill	49.71	7.51	42.20	23.08	40.98	8.73	5.49	34	12	22	3	3	2	7.000	1	12.000	4.79	2.72	3.61	11.96	0.33	26.30	0.25		5.24
58		370	STERN,Paul	48.64		48.64	0.26	48.64		40.18	7		7				0.333		6.667				0.26		48.38			40.18
59		100	OESTERLE,Charlotte	47.14	10.97	36.17	40.82	42.23	4.31	9.29	32	20	12	14	6	1	7.000		4.000	4.73	6.24	0.18	29.67		6.32		3.78	5.51

MASTERPOINTS

Ready Accessibility: Unavailable 100%

Link BRID1199.XLS

BRIDGE RECORDS OF WILLIAM C. ARLINGHAUS; CURRENT AS OF JANUARY 1, 1999

RK		CH NO	PERSON	PTS	PAIR PTS	TEAM PTS	PTR PTS	TRN PTS	CLB PTS	RG PTS	WIN-NERS	WIN PR	WIN TM	W PR C	WN PR TRN	W T C	W TMPT TRN	W MT C	W MATE TRN	PT PR CLB	PT PR TRN	PT TMPT CL	PT TMPT TN	PT MT CL	PT MATE TN	RG PAIR	RG PTR TEAM	RG MATE TEAM
1		225	WEBBER,Bob	736.31	177.44	621.47	581.04	736.56	0.35	460.43	137	48	69	1	47		55.523		33.471	0.35	177.09		403.60		217.87	34.54	235.64	130.25
2		274	HIRSCHMAN,Marty	394.83		394.83	5.66	394.83		307.42	54		54				0.833		53.167				5.66		389.17		5.66	301.76
3		104	CHIESA,Joe	382.45	48.95	333.50	262.44	382.45		194.26	84	25	59		25		33.745		25.255		48.95		213.49		120.01	12.79	121.36	60.11
4		178	TEMKIN,Dick	379.74	19.40	360.34	47.88	378.69	1.05	243.42	63	5	58	1	4		6.161		51.839	1.05	18.35		28.48		331.86	17.15	7.42	218.85
5		231	HUXLEY,Paul	370.62	77.50	293.12	276.17	370.62		188.33	88	26	62		26		48.875		13.125		77.50		198.67		94.45	29.72	107.45	51.76
6		60	TRACY,Bob	363.39	4.22	359.17	119.63	363.39		221.08	67	4	63		4		24.251		38.749		4.22		115.41		243.76	0.49	59.27	161.32
7		303	BRYANT,Brenda	345.17	8.45	336.72	286.06	345.17		197.34	54	4	50		4		38.355		11.044		8.45		277.61		59.11	8.05	142.55	46.74
8		269	O'NEIL,Jim	322.63	139.91	182.72	275.08	312.60	10.03	139.34	98	62	36	15	47		24.433		11.567	10.03	129.88		135.17		47.55	59.97	59.26	20.71
9		211	ROSENSTEIN,Irv	309.75		309.75	1.45	309.75		209.81	50		50				1.393		48.607				1.45		308.30		0.51	209.30
10	D	234	REMEY MOORE,Joan	287.41	88.33	199.08	153.11	287.41		189.12	67	36	31		36		11.726		19.274		88.33		64.78		134.30	29.54	46.61	112.97
11		156	FATKA,Jim	233.82	25.93	207.89	43.71	228.77	5.05	176.87	45	22	23	7	15		4.667		18.333	5.05	20.88		17.78		190.11	5.02	11.53	160.32
12		45	SWARTHOUT,Dave	189.05	25.60	163.45	40.38	181.62	7.43	41.50	65	15	50	5	10		6.000	3	41.000	3.44	22.16		14.78	3.99	144.68	13.01	3.89	24.60
13		335	SCHAEFFER,Lynne	165.71	1.62	164.09	45.43	165.71		146.68	19	2	17		2		3.167		13.833		1.62		43.81		120.28	1.26	42.61	102.81
14		23	OWENS,Gene	165.53	2.14	163.39	2.14	165.53		110.26	27	1	26		1				26.000		2.14				163.39			110.26
15		266	HUSTON,Michael	160.85	5.47	155.38	79.94	160.85		160.85	15	3	12		3		4.500		7.500		5.47		74.47		80.31	5.47	74.47	80.31
16		46	TORMEY,Madelyn	160.82	11.27	149.55	75.32	156.18	4.64	40.72	57	6	51	1	5	1	20.125	3	26.875	0.32	10.95	0.33	63.72	3.99	81.51	9.23	20.39	11.10
17		270	OWENS,Chris	149.66	2.70	146.96	2.70	149.66		37.18	24	1	23		1				23.000		2.70				146.96	2.70		34.48
18		201	Cleary,JABBOUR,Sharon	145.82	30.27	115.55	115.94	134.01	11.81	86.19	64	36	28	22	14	3	17.000	1	7.000	3.61	20.66	1.56	84.11	0.64	23.24	8.15	51.71	26.33
19		241	HANN,Gary	144.48	1.51	142.97	67.18	144.48		102.29	17	2	15		2		7.333		7.667		1.51		65.67		77.30	1.10	24.24	76.35
20		234	HIRSCHMAN,Sam	128.36	1.34	127.62	63.97	128.36		103.90	14	1	13	13	1		5.196		7.804		1.34		62.63		64.39		62.63	47.27
21		9	SCOTT,Bob	120.00	69.30	50.70	108.52	96.07	23.93	59.50	71	49	22	34	15		14.875		7.125	23.93	45.37		39.22		11.48	16.32	34.92	8.26
22		327	WEINER,Howard	112.83	6.37	106.46	3.99	112.83		74.62	18	1	17		1		0.679		16.321		6.37		3.62		102.84		3.43	71.19
23		13	PEARL,Bob	107.56	72.77	34.79	91.83	82.32	25.24	24.95	95	77	18	48	29		6.375	2	9.625	24.45	48.32		19.06	0.79	14.34	15.30	2.04	7.61
24		106	GRAHAM,Mike	102.29	9.38	92.91	37.18	101.06	1.23	20.05	26	5	21	3	2		6.500		14.500	1.23	8.15		27.80		65.11		5.99	14.06
25		268	CRANE,Mike	100.29	21.66	78.54	22.23	99.60	0.60	71.33	15	3	12	1	2		1.000		11.000	0.60	21.06		0.57		77.97	21.06		50.27
26		209	RUMELHART,Don	99.27	4.04	95.23	7.61	95.36	3.31	55.74	19	2	17	1	1		0.500	3	13.500	0.54	3.50		3.57	2.77	88.89			55.74
27		298	JACOBS,Hans	98.31	2.51	95.80	33.29	98.31		93.24	11	2	9		2		3.000		6.000		2.51		30.78		65.02	2.51	30.78	59.95
28		202	CLEARY,John	95.08	18.33	76.75	31.91	90.45	4.63	71.09	37	17	20	14	3		7.000	2	11.000	3.57	14.76		13.58	1.06	62.11	14.39	9.73	46.97
29		243	LEON,Phil	94.72	21.92	72.80	26.18	94.72		78.29	20	5	15		5		3.429		11.571		21.92		4.26		68.54	21.92	2.83	53.54
30		62	CRAFTON,Bob	93.70	3.63	90.07	3.39	93.70		55.18	22	3	19		3		2.661		16.339		3.63		5.76		84.31	2.92	0.95	51.31
31		281	WINOKUR,Willie	90.34	1.43	88.91	5.17	90.34		12.83	15	3	12		3		1.000		11.000		1.43		3.74		85.77			12.83
32		288	GARDNER,Tom	88.38	3.60	84.78	3.60	88.38		23.85	15	1	14		1				14.000		3.60				84.78	3.60		26.25
33		315	WISE,William	87.85		87.85	4.68	87.85		51.40	11		11				1.000		10.000				4.68		83.17			51.40
34		52	CHANEY,Clarcly	86.03	18.50	67.53	55.69	84.00	2.03	31.61	36	16	20	4	12		13.000		7.000	2.03	16.47		37.19		30.34	2.53	5.00	24.08
35		289	GARDNER,Beverly	83.57		83.57	0.57	83.57		26.72	14		14				1.000		13.000				0.57		83.00			26.72
36		287	WEINER,Judi	80.21	13.59	66.62	34.92	80.21		45.38	15	3	12		3		5.583		6.417		13.59		21.33		45.29	10.19	4.24	30.95
37		314	ADAMS,David	77.02	18.11	58.91	64.23	77.02		77.02	8	1	7		1		4.000		3.000		18.11		46.18		12.73	18.11	46.18	12.73
38		257	BENEDICT,Gene	74.44	0.75	73.69	30.51	74.44		41.81	14	2	12		2		3.000		9.000		0.75		29.76		43.93		16.04	25.77
39		230	ALLEMAN,Carol	73.38	1.92	71.46	1.92	73.38		41.85	13	1	12		1				12.000		1.92				71.46			41.85
40		232	HYMOWECH,Marvin	71.03	37.06	34.03	65.14	70.34	0.75	24.93	18	10	8	2	8		5.000		3.000	0.75	36.31		28.08		5.95		24.93	
41		42	EMKE,Bob	69.62	10.72	58.90	28.69	64.27	5.35	14.54	27	13	14	10	3		4.000		10.000	5.35	5.37		17.97		40.93	3.65	3.80	7.09
42		372	MARCUS,Bobbie	68.64		68.64		68.64		68.64	5		5						5.000						68.64			68.64
43		107	RIORDAN,Beverly	65.68	13.58	52.10	28.72	59.36	6.30	25.53	28	15	13	10	5	1	2.000	3	7.000	3.51	10.07	1.41	13.73	1.38	35.58	2.95		22.58
44		235	LESSER,Jeff	63.75		63.75		63.75		29.83	16		16						16.000						63.75			29.83
45		206	SMITH,June	63.50	41.03	22.47	50.48	58.99	4.51	30.77	30	22	8	13	9		3.333		4.667	4.51	36.52		9.45		13.02	29.17	1.60	
46		37	LA COMBE,Gerry	61.89	36.30	25.59	47.36	53.32	7.97	19.30	43	33	10	17	16		7.125		2.875	7.97	28.33		11.06		14.53	14.70	3.20	1.40
47		306	WHITE,Ed	58.82	0.88	57.94	0.88	58.82		48.18	10	1	9		1				9.000		0.88				57.94			48.18
48		247	PARNES,Gordon	57.84		57.84	5.66	57.84		51.35	4		4				0.500		3.500				5.66		52.18		5.66	46.23
49		305	REVILL,Colin	53.32		53.32		53.32		53.32	5		5						5.000						53.32			53.32
50		352	BENNETT,Debbie	49.76		49.76		49.76		49.76	4		4						4.000						49.76			49.76
51		6	BUHL,Bill	49.71	7.51	42.20	23.08	40.38	8.73	5.49	34	12	22	3	3	2	7.000	1	12.000	4.79	2.72	3.61	11.36	0.33	26.30	0.25		5.24
52		370	STERN,Paul	48.64		48.64	0.26	48.64		40.18	7		7				0.333		6.667				0.26		48.38			40.18
53		253	MADDOX,Myles	47.18		47.18		47.18		19.07	17		17						17.000						47.18			19.07
54		100	OESTERLE,Charlotte	47.14	10.97	36.17	40.82	42.23	4.91	3.29	32	20	12	14	6	1	7.000		4.000	4.73	6.24	0.18	29.67		6.32		3.78	5.51
55		252	MADDOX,Marilyn	45.86		45.86		45.86		19.07	16		16						16.000						45.86			19.07
56		248	PARNES,Susan	44.11		44.11		44.11		42.07	3		3						3.000						44.11			42.07
57		389	CHEN,Jian-Ming	40.50		40.50		40.50		40.50	3		3						3.000						40.50			40.50
58		390	YANG,Yifan	40.50		40.50		40.50		40.50	3		3						3.000						40.50			40.50
59		375	WILTON,Herb	40.01		40.01	40.01	40.01		40.01	3		3				3.000						40.01				40.01	

MASTERPOINTS

Ready Accessibility: Unavailable 100%

Link BRID1198.XLS

BRIDGE RECORDS OF WILLIAM C. ARLINGHAUS; CURRENT AS OF JANUARY 1, 1998

RK	CH NO	PERSON	PTS	PAIR PTS	TEAM PTS	PTR PTS	TRN PTS	CLB PTS	RG PTS	WIN-NERS	WIN PR	WIN TM	W PR C	WN PR TRN	W T C	W TMPT TRN	W MT C	W MATE TRN	PT PR CLB	PT PR TRN	PT TMPT CL	PT TMPT TN	PT MT CL	PT MATE TN	RG PAIR	RG PTR TEAM	RG MATE TEAM
1	225	WEBBER,Bob	628.71	138.66	490.05	473.12	628.36	0.35	327.60	115	43	72	1	42		43.862		28.138	0.35	138.31		340.46		143.53	57.86	206.68	63.06
2	231	HUXLEY,Paul	370.62	77.50	293.12	276.17	370.62		188.93	88	26	62		26		48.875		13.125		77.50		198.67		94.45	29.72	107.45	51.76
3	104	CHIESA,Joe	362.41	48.95	313.46	245.37	362.41		188.54	80	25	55		25		31.174		23.826		48.95		197.02		116.44	12.79	116.78	58.97
4	60	TRACY,Bob	348.05	3.77	344.28	118.61	348.05		211.93	63	3	60		3		23.251		36.749		3.77		114.84		229.44	0.49	59.27	152.17
5	178	TEMKIN,Dick	345.11	17.90	327.21	35.48	345.11		238.56	52	3	49		3		3.311		45.089		17.90		17.58		303.63	17.15	6.31	214.50
6	269	O'NEIL,Jim	319.13	136.41	182.72	271.58	312.60	6.53	133.94	93	57	36	10	47		24.433		11.567	6.53	129.88		135.17		47.55	59.37	59.26	20.11
7	211	ROSENSTEIN,Irv	292.07		292.07	0.94	292.07		204.35	44		44				1.143		42.857				0.94		291.13			204.35
8	234	REMEY MOORE,Joan	286.83	87.75	199.08	152.53	286.83		183.12	66	35	31		35		11.726		19.274		87.75		64.78		134.30	29.54	46.61	112.97
9	309	BRYANT,Brenda	280.81	2.32	278.49	229.59	280.81		139.80	47	3	44		3		33.527		10.473		2.32		227.27		51.22	1.92	99.03	38.85
10	274	HIRSCHMAN,Marty	234.59		234.59		234.59		167.86	38		38				0.333		37.667						234.59			167.86
11	156	FATKA,Jim	233.82	25.93	207.89	43.71	228.77	5.05	176.87	45	22	23	7	15		4.667		18.333	5.05	20.88		17.78		190.11	5.02	11.53	160.32
12	45	SWARTHOUT,Dave	182.20	25.60	156.60	33.53	174.77	7.43	41.50	63	15	48	5	10		4.000	3	41.000	3.44	22.16		7.93	3.93	144.68	13.01	3.83	24.60
13	23	OWENS,Gene	162.82		162.82		162.82		110.26	25		25						25.000						162.82			110.26
14	46	TORMEY,Madelyn	160.82	11.27	149.55	75.32	156.18	4.64	40.72	57	6	51	1	5	1	20.125	3	26.875	0.32	10.95	0.33	63.72	3.99	81.51	9.23	20.39	11.10
15	270	OWENS,Chris	149.09	2.70	146.39	2.70	149.09		37.18	23	1	22		1				22.000		2.70				146.39	2.70		34.48
16	241	HANN,Gary	144.48	1.51	142.97	67.18	144.48		102.29	17	2	15		2		7.333		7.667		1.51		65.67		77.30	1.10	24.24	76.35
17	201	CLEARY,Sharon	141.08	30.27	110.81	111.20	129.27	11.81	81.45	62	36	26	22	14	3	15.000	1	7.000	3.61	20.66	1.56	79.37	0.64	29.24	8.15	46.37	26.33
18	3	SCOTT,Bob	120.00	69.30	50.70	108.52	96.07	23.93	59.50	71	49	22	34	15		14.875		7.125	23.93	45.37		39.22		11.48	16.32	34.92	8.26
19	13	PEARL,Bob	107.56	72.77	34.79	31.83	82.32	25.24	24.95	95	77	18	49	29		6.375	2	3.625	24.45	48.32		13.06	0.79	14.34	15.30	2.04	7.61
20	294	HIRSCHMAN,Sam	107.45	1.34	106.11	43.63	107.45		88.39	12	1	11		1		3.625		7.375		1.34		42.29		63.82		42.29	46.10
21	108	GRAHAM,Mike	102.29	9.38	92.91	37.18	101.06	1.23	20.05	26	5	21	3	2		6.500		14.500	1.23	8.15		27.80		65.11		5.99	14.06
22	327	WEINER,Howard	101.04	6.37	94.67	6.56	101.04		63.35	15	1	14		1		0.250		13.750		6.37		0.19		94.46			63.35
23	266	HUSTON,Michael	100.28	5.47	94.81	40.07	100.28		100.28	12	3	9		3		2.500		6.500		5.47		34.60		60.21	5.47	34.60	60.21
24	209	RUMELHART,Don	99.27	4.04	95.23	1.61	95.36	3.31	55.74	19	2	17	1	1		0.500	3	13.500	0.54	3.50		3.57	2.77	88.89			55.74
25	202	CLEARY,John	95.08	18.33	76.75	31.91	90.45	4.63	71.09	37	17	20	14	3		7.000	2	11.000	3.57	14.76		13.58	1.06	62.11	14.39	3.73	46.37
26	281	WINOKUR,Willie	90.52	1.01	89.51	4.75	90.52		12.83	14	2	12		2		1.000		11.000		1.01		3.74		85.77			12.83
27	52	CHANEY,Cloudy	86.03	18.50	67.53	55.69	84.00	2.03	31.61	36	16	20	4	12		13.000		7.000	2.03	16.47		37.19		30.34	2.53	5.00	24.08
28	243	LEON,Phil	84.71	13.06	71.65	16.17	84.71		68.80	17	4	13		4		1.429		11.571		13.06		3.11		68.54	13.06	2.20	53.54
29	62	CRAFTON,Bob	83.22	0.36	82.86	6.12	83.22		45.57	18	1	17		1		2.661		14.339		0.36		5.76		77.10		0.95	44.62
30	315	WISE,William	82.68		82.68	4.68	82.68		51.40	10		10				1.000		3.000				4.68		78.00			51.40
31	287	WEINER,Judi	80.21	13.59	66.62	34.92	80.21		45.38	15	3	12		3		5.583		6.417		13.59		21.33		45.29	10.19	4.24	30.35
32	314	ADAMS,David	77.02	18.11	58.91	64.29	77.02		77.02	8	1	7		1		4.000		3.000		18.11		46.18		12.73	18.11	46.18	12.73
33	288	GARDNER,Tom	76.49	3.60	72.89	3.60	76.49		29.85	13	1	12		1				12.000		3.60				72.89	3.60		26.25
34	257	BENEDICT,Gene	73.32	0.75	73.17	30.51	73.32		41.61	13	2	11		2		3.000		8.000		0.75		29.76		43.41		16.04	25.77
35	230	ALLEMAN,Carol	73.38	1.92	71.46	1.92	73.38		41.65	13	1	12		1				12.000		1.92				71.46			41.65
36	289	GARDNER,Beverly	71.68		71.68	0.57	71.68		26.72	12		12				1.000		11.000				0.57		71.11			26.72
37	236	JACOBS,Hans	71.30		71.30	30.06	71.30		66.23	6		6				2.000		4.000				30.06		41.24		30.06	36.17
38	232	HYMOWECH,Marvin	71.09	37.06	34.03	65.14	70.34	0.75	24.93	18	10	8	2	8		5.000		3.000	0.75	36.31		28.08		5.95		24.93	
39	42	EMKE,Bob	69.62	10.72	58.90	28.69	64.27	5.35	14.54	27	13	14	10	3		4.000		10.000	5.35	5.37		17.97		40.93	3.65	3.80	7.09
40	107	RIORDAN,Beverly	65.68	13.58	52.10	28.72	59.38	6.30	25.53	28	15	13	10	5	1	2.000	3	7.000	3.51	10.07	1.41	13.73	1.38	35.58	2.95		22.58
41	235	LESSER,Jeff	63.75		63.75		63.75		29.83	16		16						16.000						63.75			29.83
42	206	SMITH,Hans	63.50	41.03	22.47	50.48	58.39	4.51	30.77	30	22	8	13	9		3.333		4.667	4.51	36.52		9.45		13.02	29.17	1.60	
43	268	CRANE,Mike	62.30	0.60	61.70	0.60	61.70	0.60	39.06	9	1	8	1					8.000	0.60					61.70			39.06
44	37	LA COMBE,Gerry	61.89	36.30	25.59	47.36	53.92	7.97	19.30	43	33	10	17	16		7.125		2.875	7.97	28.33		11.06		14.53	14.70	3.20	1.40
45	6	BUHL,Bill	49.71	7.51	42.20	23.08	40.98	8.73	5.49	34	12	22	9	3	2	7.000	1	12.000	4.79	2.72	3.61	11.96	0.33	26.30	0.25		5.24
46	335	SCHAEFFER,Lynne	49.37		49.37	0.36	49.37		49.37	6		6				0.167		5.833				0.36		49.01		0.36	49.01
47	100	OESTERLE,Charlotte	47.14	10.97	36.17	40.82	42.23	4.91	9.29	32	20	12	14	6	1	7.000		4.000	4.73	6.24	0.18	29.67		6.32		3.78	5.51
48	306	WHITE,Ed	46.55	0.88	45.67	0.88	46.55		39.12	7	1	6		1				6.000		0.88				45.67			39.12
49	305	REVILL,Colin	44.26		44.26		44.26		44.26	4		4						4.000						44.26			44.26
50	214	LOWE,Joanne	38.14		38.14		38.14		11.17	7		7						7.000						38.14			11.17
51	40	DE SERIO,Jim	37.89	15.45	22.44	30.60	31.83	6.06	12.20	23	14	9	7	7		4.000		5.000	6.06	9.39		15.15		7.29	3.88	3.90	4.42
52	44	OBELNICKI,Frank	36.32	30.53	6.39	36.11	26.71	10.21	11.35	31	24	7	15	9		5.000		2.000	10.21	20.32		5.58		0.81	9.15	2.20	
53	121	HUGGARD,Richard	36.54	3.98	32.56	22.96	28.63	7.91		21	9	12	8	1	1	2.000	2	1.000	3.05	0.93	3.93	15.05	0.93	12.65			
54	D 280	SAYED,Floyd	33.42		33.42		33.42			4		4						4.000						33.42			
55	224	GANLEY,Susan	31.68		31.68		31.68		14.05	4		4						4.000						31.68			14.05
56	329	BRODY,Harvey	31.35	16.54	14.81	30.10	31.35		31.35	3	1	2		1		1.000		1.000		16.54		13.56		1.25	16.54	13.56	1.25
57	144	JABBOUR,Zeke	31.08	1.01	30.07	1.94	27.67	3.41	26.11	13	5	8	5		2		2	4.000	1.01		0.93		1.47	27.67			26.11
58	344	ERNST,Leonard	30.00	2.68	27.32	30.00	30.00		30.00	4	1	3		1		3.000				2.68		27.32			2.68	27.32	
59	278	BRINKER,Gary	23.86		23.86		23.86		15.36	4		4						4.000						23.86			15.36

MASTERPOINTS

Ready Accessibility: Unavailable

Link BRID1197.XLS

BRIDGE RECORDS OF WILLIAM C. ARLINGHAUS; CURRENT AS OF JANUARY 1,1997

	PERSON	PTS	PAIR PTS	TEAM PTS	PTR PTS	TRN PTS	CLB PTS	RG PTS	WIN-NERS	WIN PR	WIN TM	WN PR CLB	WN PR TRN	W TMPT CLB	W TMPT TRN	W MATE CLB	W MATE TRN	PT PR CLB	PT PR TRN	PT TMPT CL	PT TMPT TN	PT MT CL	PT MATE TN	RG PAIR	RG PTR TEAM	RG MATE TEAM
225	WEBBER,Bob	508.38	123.79	384.59	379.19	508.38		255.41	30	37	53		37		32.279		20.721		123.79		255.40		123.19	55.08	147.44	52.83
231	HUXLEY,Paul	370.62	77.50	293.12	276.17	370.62		188.93	68	26	62		26		48.875		13.125		77.50		198.67		94.45	23.72	107.45	51.76
60	TRACY,Bob	318.21	3.77	314.44	114.92	318.21		182.09	60	3	57		3		22.834		34.166		3.77		111.15		203.29	0.49	55.58	126.02
269	O'NEIL,Jim	283.45	123.01	160.44	249.15	278.31	5.14	139.94	83	51	32	8	43		21.433		10.567	5.14	117.87		126.14		34.30	59.97	59.26	20.71
178	TEMKIN,Dick	281.48	0.75	280.73	17.08	281.48		184.71	43	2	41		2		2.786		38.214		0.75		16.33		264.40		5.66	173.05
104	CHIESA,Joe	278.51	48.35	229.56	162.07	278.51		118.56	71	25	46		25		22.817		23.183		48.35		113.12		116.44	12.79	46.80	58.97
234	REMEY MOORE,Joan	263.27	80.97	182.30	145.75	263.27		171.74	60	31	29		31		11.726		17.274		80.97		64.78		111.52	28.34	46.61	36.19
303	BRYANT,Brenda	246.93	1.67	245.26	205.64	246.93		120.63	34	2	32		2		21.052		4.308		1.67		203.97		41.29	1.27	67.37	31.33
211	ROSENSTEIN,Irv	246.84		246.84	0.94	246.84		169.50	37		37				1.143		35.857				0.94		245.90			169.50
274	HIRSCHMAN,Marty	201.59		201.59		201.59		146.29	31		31				0.333		30.667						201.59			146.29
156	FATKA,Jim	184.87	25.93	158.94	43.71	179.82	5.05	127.92	42	22	20	7	15		4.667		15.333	5.05	20.88		17.78		141.16	5.02	11.53	111.37
45	SWARTHOUT,Dave	182.20	25.60	156.60	33.53	174.77	7.43	41.50	63	15	48	5	10		4.000	3	41.000	3.44	22.16		7.93	3.93	144.68	13.01	3.83	24.60
46	TORMEY,Madalyn	160.82	11.27	149.55	75.32	156.18	4.64	40.72	57	6	51	1	5	1	20.125	3	26.875	0.32	10.95	0.33	63.72	3.93	81.51	9.23	20.33	11.10
201	CLEARY,Sharon	141.08	30.27	110.81	111.20	129.27	11.81	81.45	62	36	26	22	14	3	15.000	1	7.000	9.51	20.66	1.56	79.37	0.64	29.24	8.15	46.37	26.33
23	OWENS,Gene	127.71		127.71		127.71		80.42	21		21						21.000						127.71			80.42
3	SCOTT,Bob	120.00	69.30	50.70	108.52	96.07	23.93	59.50	71	49	22	34	15		14.875		7.125	23.93	45.37		38.22		11.48	16.32	34.92	8.26
270	OWENS,Chris	114.60	2.70	111.90	2.70	114.60		67.36	19	1	18		1				18.000		2.70				111.90	2.70		65.26
13	PEARL,Bob	107.56	72.77	34.79	91.83	82.32	25.24	24.95	95	77	18	48	29		6.375	2	9.625	24.45	48.32		19.06	0.79	14.94	15.30	2.04	7.61
108	GRAHAM,Mike	102.29	3.38	92.91	37.18	101.06	1.23	20.05	26	5	21	3	2		6.500		14.500	1.23	8.15		27.80		65.11		5.39	14.06
266	HUSTON,Michael	100.28	5.47	94.81	40.07	100.28		100.28	12	3	9		3		2.500		6.500		5.47		34.60		60.21	5.47	34.60	60.21
209	RUMELHART,Don	95.77	0.54	95.23	4.11	92.46	3.31	55.74	18	1	17	1			0.500	3	13.500	0.54			3.57	2.77	88.89			55.74
241	HANN,Gary	95.53	1.51	94.02	67.18	95.53		53.34	14	2	12		2		7.333		4.667		1.51		65.67		28.35	1.10	24.24	28.00
202	CLEARY,John	95.08	18.33	76.75	31.91	90.45	4.63	71.09	37	17	20	14	3		7.000	2	11.000	3.57	14.76		13.58	1.06	62.11	14.39	9.73	46.97
281	WINOKUR,Willie	89.51		89.51	3.74	89.51		12.83	12		12				1.000		11.000				3.74		85.77			12.83
52	CHANEY,Clarsly	86.03	18.50	67.53	55.69	84.00	2.03	31.61	36	16	20	4	12		13.000		7.000	2.03	16.47		37.19		30.34	2.53	5.00	24.08
315	WISE,William	76.74		76.74		76.74		50.14	8		8						8.000						76.74			50.14
257	BENEDICT,Gene	73.92	0.75	73.17	30.51	73.92		41.81	13	2	11		2		3.000		8.000		0.75		29.76		43.41		16.04	25.77
230	ALLEMAN,Carol	73.38	1.92	71.46	1.92	73.38		41.85	13	1	12		1				12.000		1.92				71.46			41.85
314	ADAMS,David	71.30	18.11	53.19	64.29	71.30		71.30	7	1	6		1		4.000		2.000		18.11		46.18		7.01	18.11	46.18	7.01
232	HYMOVECH,Marvin	71.03	37.06	34.03	65.14	70.34	0.75	24.93	18	10	8	2	8		5.000		3.000	0.75	36.31		28.08		5.95		24.93	
42	EMKE,Bob	69.62	10.72	58.90	28.69	64.27	5.35	14.54	27	13	14	10	3		4.000		10.000	5.35	5.37		17.97		40.93	3.65	3.80	7.09
243	LEON,Phil	67.29	12.42	54.87	15.53	67.29		51.38	14	3	11		3		1.429		9.571		12.42		3.11		51.76	12.42	2.20	36.76
294	HIRSCHMAN,Sam	66.36	1.34	65.02	2.54	66.36		47.30	9	1	8		1		0.625		7.375		1.34		1.20		63.82		1.20	46.10
107	RIORDAN,Beverly	65.68	13.58	52.10	28.72	59.38	6.30	25.53	28	15	13	10	5	1	2.000	3	7.000	3.51	10.07	1.41	13.73	1.38	35.58	2.95		22.58
235	LESSER,Jeff	63.75		63.75		63.75		29.83	16		16						16.000						63.75			29.83
206	SMITH,Jane	63.50	41.03	22.47	50.48	58.99	4.51	30.77	30	22	8	13	9		3.333		4.667	4.51	36.52		9.45		13.02	29.17	1.60	
37	LA COMBE,Gerry	61.89	36.30	25.59	47.36	59.92	1.97	19.30	43	33	10	17	16		7.125		2.875	1.97	28.33		11.06		14.53	14.70	3.20	1.40
268	CRANE,Mike	61.70		61.70		61.70		39.06	8		8						8.000						61.70			39.06
288	GARDNER,Tom	54.26	3.60	50.66	3.60	54.26		8.38	11	1	10		1				10.000		3.60				50.66	3.60		4.78
287	WEINER,Judi	49.83	2.00	47.83	11.59	49.83		23.30	10	1	9		1		3.250		5.750		2.00		3.59		38.24			23.30
6	BUHL,Bill	49.71	7.51	42.20	23.08	40.98	8.73	5.49	34	12	22	9	3	2	7.000	1	12.000	4.79	2.72	3.61	11.36	0.33	26.30	0.25		5.24
289	GARDNER,Beverly	48.88		48.88		48.88		5.25	9		9						9.000						48.88			5.25
100	OESTERLE,Charlotte	47.14	10.97	36.17	40.82	42.23	4.91	9.29	32	20	12	14	6	1	7.000		4.000	4.73	6.24	0.18	29.67		6.32		3.78	5.51
298	JACOBS,Hans	45.32		45.32	30.06	45.32		40.25	4		4				2.000		2.000				30.06		15.26		30.06	10.19
327	WEINER,Howard	43.44	6.37	37.07	6.56	43.44		24.85	7	1	6		1		0.250		5.750		6.37		0.19		36.88			24.85
214	LOWE,Joanne	38.14		38.14		38.14		11.17	7		7						7.000						38.14			11.17
40	DE SERIO,Jim	37.89	15.45	22.44	30.60	31.83	6.06	12.20	23	14	9	7	7		4.000		5.000	6.06	3.33		15.15		7.29	3.88	3.30	4.42
44	OBELMICKL,Frank	36.92	30.53	6.39	36.11	26.71	10.21	11.35	31	24	7	15	9		5.000		2.000	10.21	20.32		5.58		0.81	9.15	2.20	
121	HUGGARD,Richard	36.54	3.98	32.56	22.36	28.63	7.91		21	9	12	8	1	7	2.000	2	1.000	3.05	0.93	3.93	15.05	0.93	12.65			
305	REVILL,Colin	35.20		35.20		35.20		35.20	3		3						3.000						35.20			35.20
280	SAYED,Floyd	33.42		33.42		33.42			4		4						4.000						33.42			
224	GANLEY,Susan	31.68		31.68		31.68		14.05	4		4						4.000						31.68			14.05
144	JABBOUR,Zeke	31.08	1.01	30.07	1.94	27.67	3.41	26.11	13	5	8	5		2		2	4.000	1.01		0.93		1.47	27.67			26.11
335	SCHAEFFER,Lynne	30.63		30.63	0.36	30.63		30.63	4		4				0.167		3.833				0.36		30.27		0.36	30.27
329	BRODY,Harvey	30.10	16.54	13.56	30.10	30.10		30.10	2	1	1		1		1.000				16.54		13.56			16.54	13.56	
306	WHITE,Ed	30.06		30.06		30.06		30.06	2		2						2.000						30.06			30.06
278	BRINKER,Gary	29.86		29.86		29.86		15.96	4		4						4.000						29.86			15.96
110	NEWMAN,Bert	28.36	0.73	27.63	5.87	28.36		16.00	7	1	6		1		1.167		4.833		0.73		5.14		22.43			16.00
125	LOWE,Leon	27.56	4.34	23.22	5.32	26.64	0.92	22.59	10	4	6	2	2	1	0.333		4.667	0.72	3.62	0.20	0.78		22.24	1.45	0.78	20.36

MASTERPOINTS

Ready Accessibility: Unavailable

Link BRID1196.XLS

BRIDGE RECORDS OF WILLIAM C. ARLINGHAUS; CURRENT AS OF JANUARY 1, 1996

	PERSON	PTS	PAIR PTS	TEAM PTS	PTR PTS	TRN PTS	CLB PTS	RG PTS	WIN-NERS	WIN PR	WIN TM	WN PR CLB	WN PR TRN	W TMPT CLB	W TMPT TRN	W MATE CLB	W MATE TRN	PT PR CLB	PT PR TRN	PT TMPT CL	PT TMPT TN	PT MATE CL	PT MATE TN	RG PAIR	RG PTR TEAM	RG MATE TEAM
225	WEBBER,Bob	421.32	101.77	319.55	323.44	421.32	0.00	195.72	77	31	46		31		27.946		18.054		101.77		221.67		97.88	43.66	118.35	33.71
231	HUXLEY,Paul	370.62	77.50	293.12	276.17	370.62	0.00	188.33	88	26	62		26		48.875		13.125		77.50		138.67		34.45	29.72	107.45	51.76
263	O'NEIL,Jim	252.06	105.25	146.81	222.47	243.75	2.31	133.34	71	44	27	5	39		18.433		8.567	2.31	102.94		117.22		23.53	53.37	53.26	20.71
104	CHIESA,Joe	248.23	48.95	199.28	144.42	248.23	0.00	104.27	64	25	39		25		18.150		20.850		48.95		95.47		103.81	12.79	38.35	52.53
60	TRACY,Bob	246.32	3.77	243.15	65.05	246.32	0.00	119.50	51	3	48		3		15.167		32.833		3.77		61.28		181.87	0.49	14.41	104.60
178	TEMKIN,Dick	227.07	0.75	226.32	11.42	227.07	0.00	134.34	37	2	35		2		2.286		32.714		0.75		10.67		215.65			134.34
211	ROSENSTEIN,Irv	199.08	0.00	199.08	0.94	199.08	0.00	131.05	31	0	31				1.143		29.857				0.94		198.14			131.05
45	SWARTHOUT,Dave	182.20	25.60	156.60	33.53	174.77	7.43	41.50	63	15	48	5	10		4.000	3	41.000	3.44	22.16		7.93	3.99	144.68	13.01	3.89	24.60
303	BRYANT,Brenda	180.61	1.61	178.94	164.15	180.61	0.00	77.70	26	2	24		2		22.314		1.686		1.67		162.51		16.43	1.27	60.57	15.86
234	REMEY MOORE,Joan	170.15	60.54	109.61	100.88	170.15	0.00	89.16	41	21	20		21		9.433		10.567		60.54		40.34		69.27	17.57	22.17	49.42
46	TORMEY,Madalyn	160.82	11.27	149.55	75.32	156.18	4.64	40.72	57	6	51	1	5	1	20.125	3	26.875	0.32	10.95	0.33	63.72	3.99	81.51	9.23	20.39	11.10
156	FATKA,Jim	143.37	25.93	117.44	36.55	138.32	5.05	91.86	37	22	15	7	15		2.000		13.000	5.05	20.88		10.62		106.82	5.02	3.81	77.03
274	HIRSCHMAN,Marty	140.47	0.00	140.47	0.00	140.47	0.00	96.32	24	0	24						24.000						140.47	0.00		96.32
9	SCOTT,Bob	120.00	69.30	50.70	108.52	96.07	23.93	53.50	71	49	22	34	15		14.875		7.125	23.93	45.37		39.22		11.48	16.32	34.92	8.26
201	CLEARY,Sharon	117.31	30.21	87.04	111.20	105.50	11.81	57.68	61	36	25	22	14	3	15.000	1	6.000	3.61	20.66	1.56	79.37	0.64	5.47	8.15	46.97	2.56
13	PEARL,Bob	107.56	72.77	34.79	91.83	82.32	25.24	24.35	95	77	18	48	29		6.375	2	9.625	24.45	48.32		19.06	0.79	14.34	15.30	2.04	7.61
209	RUMELHART,Don	95.77	0.54	95.23	4.11	92.46	3.31	55.74	18	1	17	1			0.500	3	13.500	0.54			3.57	2.77	88.89			55.74
202	CLEARY,John	95.08	18.33	76.75	31.31	90.45	4.63	71.09	37	17	20	14	3		7.000	2	11.000	3.57	14.76		13.58	1.06	62.11	14.39	9.73	46.97
23	OWENS,Gene	91.52	0.00	91.52	0.00	91.52	0.00	52.93	14	0	14						14.000						91.52			52.93
261	WINOKUR,Willie	89.13	0.00	89.13	3.74	89.13	0.00	12.83	11	0	11				1.000		10.000				3.74		85.39			12.83
52	CHANEY,Clearly	86.03	18.50	67.53	55.63	84.00	2.03	31.61	36	16	20	4	12		13.000		7.000	2.03	16.47		37.19		30.34	2.53	5.00	24.08
270	OWENS,Chris	78.41	2.70	75.71	2.70	78.41	0.00	40.47	12	1	11		1				11.000		2.70				75.71	2.70		37.77
315	WISE,William	76.74	0.00	76.74	0.00	76.74	0.00	50.14	8	0	8						8.000						76.74			50.14
230	ALLEMAN,Carol	73.38	1.32	71.46	1.32	73.38	0.00	41.85	13	1	12		1				12.000		1.32				71.46			41.85
108	GRAHAM,Mike	72.52	9.38	63.14	26.45	71.29	1.23	5.63	19	5	14	3	2		4.000		10.000	1.23	8.15		17.07		46.07		5.63	
232	HYMOVECH,Marvin	71.09	37.06	34.03	65.14	70.34	0.75	24.93	18	10	8	2	8		5.000		3.000	0.75	36.31		28.08		5.95		24.93	
42	EMKE,Bob	63.62	10.72	58.90	28.63	64.27	5.35	14.54	27	13	14	10	3		4.000		10.000	5.35	5.37		17.37		40.93	3.65	3.80	7.09
107	RIORDAN,Beverly	65.68	13.58	52.10	28.72	59.38	6.30	25.53	28	15	13	10	5	1	2.000	3	7.000	3.51	10.07	1.41	13.73	1.38	35.58	2.35		22.58
294	HIRSCHMAN,Sam	65.02	0.00	65.02	1.20	65.02	0.00	47.30	8	0	8				0.625		7.375				1.20		63.82		1.20	46.10
257	BENEDICT,Gene	64.11	0.75	63.36	30.51	64.11	0.00	32.00	12	2	10		2		3.000		7.000		0.75		23.76		33.60		16.04	15.96
235	LESSER,Jeff	63.75	0.00	63.75	0.00	63.75	0.00	23.83	16	0	16						16.000						63.75			23.83
206	SMITH,Jane	63.50	41.03	22.47	50.49	59.99	4.51	30.77	30	22	8	13	9		3.333		4.667	4.51	36.52		3.45		13.02	29.17	1.60	
37	LA COMBE,Gerry	61.89	36.30	25.59	47.36	53.92	7.97	19.30	43	33	10	17	16		7.125		2.875	7.97	28.33		11.06		14.53	14.70	3.20	1.40
314	ADAMS,David	59.48	18.11	41.37	53.72	59.48	0.00	59.48	5	1	4		1		3.000		1.000		18.11		35.61		5.76	18.11	35.61	5.76
268	CRANE,Mike	55.88	0.00	55.88	0.00	55.88	0.00	39.06	6	0	6						6.000						55.88			39.06
288	GARDNER,Tom	53.41	3.60	49.81	3.60	53.41	0.00	7.91	9	1	8		1				8.000		3.60				49.81	3.60		4.31
6	BUHL,Bill	49.71	7.51	42.20	23.08	40.98	8.73	5.49	34	12	22	9	3	2	7.000	1	12.000	4.73	2.72	3.61	11.96	0.33	26.30	0.25		5.24
289	GARDNER,Beverly	47.37	0.00	47.37	0.00	47.37	0.00	4.31	7	0	7						7.000						47.37			4.31
100	OESTERLE,Charlotte	47.14	10.97	36.17	40.82	42.23	4.91	9.29	32	20	12	14	6	1	7.000		4.000	4.73	6.24	0.18	29.67		6.32		3.78	5.51
266	HUSTON,Michael	46.44	5.47	40.97	5.47	46.44	0.00	46.44	8	3	5		3				5.000		5.47				40.97	5.47		40.97
241	HANN,Gary	45.61	0.83	44.78	42.26	45.61	0.00	3.42	10	1	9		1		6.000		3.000		0.83		41.43		3.35	0.42		3.00
298	JACOBS,Hans	45.32	0.00	45.32	30.06	45.32	0.00	40.25	4	0	4				2.000		2.000				30.06		15.26		30.06	10.19
214	LOVE,Joanne	38.14	0.00	38.14	0.00	38.14	0.00	11.17	7	0	7						7.000						38.14			11.17
40	DE SERIO,Jim	37.89	15.45	22.44	30.60	31.83	6.06	12.20	23	14	9	7	7		4.000		5.000	6.06	9.39		15.15		7.29	3.88	3.90	4.42
44	OBELNICKI,Frank	36.92	30.53	6.39	36.11	26.71	10.21	11.35	31	24	7	15	9		5.000		2.000	10.21	20.32		5.58		0.81	9.15	2.20	
121	HUGGARD,Richard	36.54	3.98	32.56	22.96	28.63	7.91	0.00	21	9	12	8	1	1	2.000	2	1.000	3.05	0.93	3.93	15.05	0.93	12.65			
280	SAYED,Floyd	33.42	0.00	33.42	0.00	33.42	0.00	0.00	4	0	4						4.000						33.42			
329	BRODY,Harvey	30.10	16.54	13.56	30.10	30.10	0.00	30.10	2	1	1		1		1.000				16.54		13.56			16.54	13.56	
306	WHITE,Ed	30.06	0.00	30.06	0.00	30.06	0.00	30.06	2	0	2						2.000						30.06			30.06
305	REVILL,Colin	30.06	0.00	30.06	0.00	30.06	0.00	30.06	2	0	2						2.000						30.06			30.06
278	BRINKER,Gary	29.86	0.00	29.86	0.00	29.86	0.00	15.96	4	0	4						4.000						29.86			15.96
110	NEWMAN,Bert	28.36	0.73	27.63	5.87	28.36	0.00	16.00	7	1	6		1		1.117		4.833		0.73		5.14		22.49			16.00
224	GANLEY,Susan	25.49	0.00	25.49	0.00	25.49	0.00	14.05	3	0	3						3.000						25.49			14.05
125	LOVE,Leon	24.82	4.34	20.48	4.54	23.90	0.92	19.85	9	4	5	2	2	1			4.000	0.72	3.62	0.20			20.28	1.45		18.40
205	GRAFF,Dave	23.42	0.48	22.94	0.48	22.94	0.48	20.71	7	1	6	1					6.000	0.48					22.94			20.71
258	SHEVITZ,Henry	22.67	0.00	22.67	0.00	22.67	0.00	6.62	5	0	5						5.000						22.67			6.62
28	KIBLER,Bob	22.66	20.40	2.26	22.66	20.51	2.15	20.38	11	10	1	2	8		1.000			2.15	18.25		2.26			16.61	3.77	
15	BUCHHEISTER,John	22.50	10.16	12.34	10.16	21.71	0.79	11.99	8	4	4	1	3				4.000	0.79	9.37				12.34	8.22		3.77
97	MYDLOSKI,Dick	22.22	0.00	22.22	0.00	18.22	4.00	0.00	3	0	3					1	2.000					4.00	18.22			

BRID_REC | BRID_REC (2)

Ready Accessibility: Unavailable

Link BRID1195.XLS

BRIDGE RECORDS OF WILLIAM C. ARLINGHAUS; CURRENT AS OF JANUARY 1, 1995

	PERSON	PTS	PAIR PTS	TEAM PTS	PTR PTS	TRN PTS	CLB PTS	RG PTS	WIN-NERS	WIN PR	WIN TM	WN PR CLB	WN PR TRN	W TMPT CLB	W TMPT TRN	W MATE CLB	W MATE TRN	PT PR CLB	PT PR TRN	PT TMPT CL	PT TMPT TN	PT MATE CL	PT MATE TN	RG PAIR	RG PTR TEAM	RG MATE TEAM
225	WEBBER,Bob	388.06	78.65	309.41	300.32	388.06	0.00	187.66	67	23	44		23		27.946		16.054		78.65		221.67		87.74	35.60	118.35	33.71
231	HUXLEY,Paul	370.62	77.50	293.12	276.17	370.62	0.00	186.93	68	26	62		26		48.875		13.125		77.50		198.67		34.45	29.72	107.45	51.76
269	O'NEIL,Jim	236.43	101.82	134.61	207.38	234.18	2.31	139.34	66	41	25	5	36		16.500		8.500	2.31	99.51		105.56		23.11	59.37	59.26	20.71
60	TRACY,Bob	200.45	2.14	198.31	32.76	200.45	0.00	108.56	43	2	41		2		10.000		31.000		2.14		30.62		161.69	0.49	12.59	95.48
45	SWARTHOUT,Dave	182.20	25.60	156.60	33.53	174.77	7.43	41.50	63	15	48	5	10		4.000	3	41.000	3.44	22.16		7.93	3.99	144.68	13.01	3.83	24.60
46	TORMEY,Madalyn	160.82	11.27	149.55	75.32	156.18	4.64	40.72	57	6	51	1	5	1	20.125	3	26.875	0.32	10.95	0.33	63.72	3.99	81.51	9.23	20.39	11.10
178	TEMKIN,Dick	149.08	0.35	148.73	4.27	149.08	0.00	81.19	26	1	25		1		1.286		23.714		0.35		3.92		144.81			81.19
274	HIRSCHMAN,Marty	134.25	0.00	134.25	0.00	134.25	0.00	36.92	23	0	23						23.000						134.25	0.00		36.92
303	BRYANT,Brenda	133.59	1.67	131.92	124.44	133.59	0.00	43.62	20	2	18		2		17.350		0.650		1.67		122.77		9.15	1.27	33.20	3.15
211	ROSENSTEIN,Irv	133.10	0.00	133.10	0.74	133.10	0.00	77.30	22	0	22				0.143		21.857				0.74		132.36			77.30
104	CHIESA,Joe	124.62	36.94	87.68	86.86	124.62	0.00	36.21	50	22	28		22		14.500		13.500		36.94		49.92		37.76	12.79	4.68	18.74
9	SCOTT,Bob	120.00	69.30	50.70	108.52	96.07	23.93	59.50	71	49	22	34	15		14.875		7.125	23.93	45.37		39.22		11.48	16.32	34.32	8.26
201	CLEARY,Sharon	117.31	30.27	87.04	111.20	105.50	11.81	57.68	61	36	25	22	14	3	15.000	1	6.000	9.61	20.66	1.56	79.37	0.64	5.47	8.15	46.37	2.56
13	PEARL,Bob	107.56	72.77	34.79	91.83	82.32	25.24	24.95	95	77	18	48	29		6.375	2	9.625	24.45	48.32		19.06	0.79	14.34	15.30	2.04	7.61
203	RUMMELHART,Don	95.77	0.54	95.23	4.11	92.46	3.31	55.74	19	1	17	1			0.500	3	13.500	0.54			3.57	2.77	88.83			55.74
202	CLEARY,John	95.08	18.33	76.75	91.91	90.45	4.63	71.09	37	17	20	14	3		7.000	2	11.000	3.57	14.76		13.58	1.06	62.11	14.33	9.73	46.97
156	FATKA,Jim	91.02	24.62	66.40	25.43	85.97	5.05	39.51	32	21	11	7	14		1.000		10.000	5.05	19.57		0.81		65.59	3.71		35.80
52	CHANEY,Clarcly	86.03	18.50	67.53	55.69	84.00	2.03	31.61	36	16	20	4	12		13.000		7.000	2.03	16.47		37.19		30.34	2.53	5.00	24.08
281	WINOKUR,Willie	85.21	0.00	85.21	3.74	85.21	0.00	12.83	10	0	10				1.000		9.000				3.74		81.47			12.83
234	REMEY MOORE,Joan	85.12	31.37	53.75	42.76	85.12	0.00	25.19	20	7	13		7		6.000		7.000		31.37		11.33		42.36	2.68		22.51
230	ALLEMAN,Carol	73.38	1.92	71.46	1.92	73.38	0.00	41.85	13	1	12		1				12.000		1.92				71.46			41.85
232	HYMOWECH,Marvin	71.09	37.06	34.03	65.14	70.34	0.75	24.93	18	10	8	2	8		5.000		3.000	0.75	36.31		28.08		5.35		24.93	
42	EMKE,Bob	69.12	10.72	58.40	28.69	63.77	5.35	14.54	27	13	14	10	3		4.000		10.000	5.35	5.37		17.97		40.43	3.65	3.80	7.09
107	RIORDAN,Beverly	65.68	13.58	52.10	28.72	59.38	6.30	25.53	28	15	13	10	5	1	2.000	3	7.000	3.51	10.07	1.41	13.73	1.38	35.58	2.35		22.58
315	WISE,William	65.42	0.00	65.42	0.00	65.42	0.00	38.82	7	0	7						7.000						65.42			38.82
294	HIRSCHMAN,Sam	65.02	0.00	65.02	1.20	65.02	0.00	47.30	8	0	8				0.625		7.375				1.20		63.82		1.20	46.10
257	BENEDICT,Gene	64.11	0.75	63.36	30.51	64.11	0.00	32.00	12	2	10		2		3.000		7.000		0.75		29.76		33.60		16.04	15.96
235	LESSER,Jeff	63.75	0.00	63.75	0.00	63.75	0.00	23.83	16	0	16						16.000						63.75			23.83
206	SMITH,June	63.50	41.03	22.47	50.46	58.99	4.51	30.77	30	22	8	13	9		3.333		4.667	4.51	36.52		9.43		13.04	29.17	1.60	
37	LA COMBE,Gerry	61.89	36.30	25.59	47.36	53.92	7.97	19.30	43	33	10	17	16		7.125		2.875	7.97	28.33		11.06		14.53	14.70	3.20	1.40
268	CRANE,Mike	55.88	0.00	55.88	0.00	55.88	0.00	33.06	6	0	5						6.000						55.88			33.06
6	BUHL,Bill	49.71	7.51	42.20	23.08	40.38	8.73	5.43	34	12	22	9	3	2	7.000	1	12.000	4.79	2.72	3.61	11.36	0.33	26.30	0.25		5.24
100	OESTERLE,Charlotte	47.14	10.97	36.17	40.82	42.23	4.91	3.29	32	20	12	14	6	1	7.000		4.000	4.73	6.24	0.18	29.67		6.32		3.78	5.51
298	JACOBS,Hans	45.32	0.00	45.32	30.06	45.32	0.00	40.25	4	0	4				2.000		2.000				30.06		15.26		30.06	10.19
314	ADAMS,David	41.70	18.11	23.59	35.34	41.70	0.00	41.70	3	1	2		1		1.000		1.000		18.11		17.83		5.76	18.11	17.83	5.76
214	LOWE,Joanne	38.14	0.00	38.14	0.00	38.14	0.00	11.17	7	0	7						7.000						38.14			11.17
40	DE SERIO,Jim	37.89	15.45	22.44	30.60	31.83	6.06	12.20	23	14	9	7	7		4.000		5.000	6.06	9.39		15.15		7.29	3.88	3.90	4.42
44	OBELMICKLF,Frank	36.32	30.53	5.39	36.11	26.71	10.21	11.35	31	24	7	15	9		5.000		2.000	10.21	20.32		5.58		0.81	9.15	2.20	
121	HUGGARD,Richard	36.54	3.98	32.56	22.36	28.63	7.91	0.00	21	9	12	8	1	7	2.000	2	1.000	3.05	0.93	3.93	15.05	0.93	12.65			
280	SAYED,Floyd	33.42	0.00	33.42	0.00	33.42	0.00	0.00	4	0	4						4.000						33.42			
305	REVILL,Colin	30.06	0.00	30.06	0.00	30.06	0.00	30.06	2	0	2						2.000						30.06			30.06
306	WHITE,Ed	30.06	0.00	30.06	0.00	30.06	0.00	30.06	2	0	2						2.000						30.06			30.06
278	BRINKER,Gary	29.86	0.00	29.86	0.00	29.86	0.00	15.36	4	0	4						4.000						29.86			15.36
288	GARDNER,Tom	29.11	3.60	25.51	3.60	29.11	0.00	3.60	6	1	5		1				5.000		3.60				25.51	3.60		
110	NEWMAN,Bert	28.36	0.73	27.63	5.87	28.36	0.00	16.00	7	1	6		1		1.117		4.833		0.73		5.14		22.49			16.00
125	LOWE,Leon	24.82	4.34	20.48	4.54	23.30	0.32	19.85	9	4	5	2	2	1			4.000	0.72	3.62	0.20			20.28	1.45		18.40
205	GRAFF,Dave	23.42	0.48	22.94	0.48	22.94	0.48	20.71	7	1	6	1					6.000	0.48					22.94			20.71
289	GARDNER,Beverly	23.07	0.00	23.07	0.00	23.07	0.00	0.00	4	0	4						4.000						23.07			
258	SHEVITZ,Henry	22.67	0.00	22.67	0.00	22.67	0.00	6.62	5	0	5						5.000						22.67			6.62
28	KIBLER,Bob	22.66	20.40	2.26	22.66	20.51	2.15	20.38	11	10	1	2	8		1.000			2.15	18.25		2.26			16.61	3.77	
23	OWENS,Gene	22.63	0.00	22.63	0.00	22.63	0.00	15.16	7	0	7						7.000						22.63			15.16
15	BUCHHEISTER,John	22.50	10.16	12.34	10.16	21.71	0.79	11.99	8	4	4	1	3				4.000	0.79	3.37				12.34	8.22		3.77
97	MYDLOSKI,Dick	22.22	0.00	22.22	0.00	18.22	4.00	0.00	3	0	3					1	2.000					4.00	18.22			
203	LARSON,Sheri	21.89	0.73	21.16	7.08	20.59	1.30	0.00	6	2	4	1	1		0.667	1	2.333	0.11	0.62		6.35	1.19	13.62			
241	HANN,Gary	21.63	0.00	21.63	18.28	21.63	0.00	3.00	6	0	6				3.000		3.000				18.28		3.35			3.00
63	GARDNER,Jim	21.41	0.00	21.41	3.83	21.41	0.00	8.43	9	0	9				2.000		7.000				3.83		17.58		3.83	4.60
77	BITTERMAN,Bob	21.29	2.30	18.99	3.82	18.99	2.30	16.45	8	3	5	1	2	1	1.400		2.600	1.11	1.19	1.19	6.33		11.47		4.36	11.47
108	GRAHAM,Mike	20.75	1.23	19.52	1.23	19.52	1.23	0.00	8	3	5	3					5.000	1.23					19.52			
273	CRANE,Marilyn	20.66	0.00	20.66	0.00	20.66	0.00	20.66	1	0	1						1.000						20.66			20.66

BRID_REC

Ready Accessibility: Unavailable

Yearly Sessions

2023. Link SESS2023.xlsx

no	NAME	date	ty/place	event	ave	score	pct	plus	min	result	points	over	t	year/pts	notes
1	*individual*	3/4	NABC/NO	online1	300	369.42	61.57			13/1	1.50		r/3	**1.50**	
2	*individual*	3/5	NABC/NO	online2	300	378.96	63.16			13/1	1.50		r/3	**3.00**	
3	*individual*	3/6	NABC/NO	online 3	300	352.08	58.68			13/2	1.05		g/3	**4.05**	.59g,3.46r
4	Cook	3/10	N/NO	SLVQ1	1027	963.72	46.92			13/8	0.00			**4.05**	
5	Cook	3/10	N/NO	SLVQ2	1027	1025.52	49.93			13/6	0.00			**4.05**	
6	Cook	3/11	R/NO	A1	546	495.50	45.38			13/11	0.00			**4.05**	
7	Cook	3/11	R/NO	A2	546	565.00	51.74			13/5	0.84		r	**4.89**	
8	Cook	3/12	N/NO	IMPQ1				14.94	41.30	13/12	0.00			**4.89**	-46.36
9	Cook	3/12	N/NO	IMPQ2				27.25	52.71	13/10	0.00			**4.89**	-25.48
10	Cook	3/13	R/NO	A1	650	571.25	43.94			18/14	0.00			**4.89**	
11	Cook	3/13	R/NO	A2	650	603.11	46.39			18/13	0.00			**4.89**	
12	Brown,Hugh	3/15	R/NO	STA1				45	49	28/60 2w	1.00		r	**5.89**	
13	Brown,Hugh	3/15	R/NO	STA2				48	47	30/60 1w	0.50		r	**6.39**	
			12-13 team with Hubert - Huhman												
14	Swarthout	3/16	N/NO	SLDORQ1	1833	1627.50	44.39				0.00			**6.39**	
15	Swarthout	3/16	N/NO	SLDORQ2	1833	1771.82	48.33				0.00			**6.39**	3399.32
16	Swarthout	3/17	R/NO	A1	650	600.50	46.19				0.00			**6.39**	
17	Swarthout	3/17	R/NO	A2	650	598.50	46.04				0.00			**6.39**	1199
18	Campbell	3/18	N/NO	STQ1				44	6	31.06/40	1.06		p	**7.45**	with go,z
								9	36	9.87/40	0.00			**7.45**	with l,z
19	Campbell	3/18	N/NO	STQ2				26	28	14.69/40	0.53		p		ge,go,l,z
								19	60	7.01/40	0.00			**7.45**	with g,z
	18-19 team with gowani,gee,lee,zagroda														
20	Campbell	3/19	R/NO	ST1				59	40	33/60 1w	0.50		r	**7.95**	
21	Campbell	3/19	R/NO	ST2				49	52	29/60 1w	0.50		r	**8.45**	
	20-21 team with Lee - Zagroda														
22	Wheat	4/15	unit 138	O	156	166.00	53.21			13/4	0.76			**9.21**	
23	Cook	4/30	S/JACK	ST1				127	41	66/90 2w	cf 24			**cf 24**	
24	Cook	4/30	S/JACK	ST2				73	3	84/90 3w	5.94	1		**15.15**	
	23-24 team with Lunardini - McKee														
25	*individual*	7/8	NABC/CHI	online1	300	346.74	57.79			14/4	0.53		r/3	**15.68**	
26	*individual*	7/9	NABC/CHI	online2	300	346.14	57.69			14/2	1.05		r/3	**16.73**	
27	*individual*	7/10	NABC/CHI	online 3	300	343.62	57.27			14/3	0.75		g/3	**17.48**	.19g,2.14r

Bridge Play | bbo play | bbo imp | DAYLONG | Zenith | Summary | Partners | sessions | cover | Sheet7 | Sheet8 | Sheet9 | Sheet10 | Sh ...

Ready Accessibility: Investigate 100%

2022. Link SESS2022.xlsx

no	NAME	date	ty/place	event	ave	score	pct	plus	min	result	points	over	t	year/pts	notes
1	*individual*	3/5	nabc/Reno	robot1	300	340.38	56.73			13/2	1.05		r/3	**1.05**	1.05 r
2	*individual*	3/6	nabc/Reno	robot2	300	314.94	52.49			12/8	0.00		r/3	**1.05**	
3	*individual*	3/7	nabc/Reno	robot3	300	269.58	44.93			13/10	0.00		g/3	**1.05**	
4	*individual*	7/9	nabc/Prov	robot1	300	357.06	59.51			15/3	0.75		r/3	**1.80**	2.08 r
5	*individual*	7/10	nabc/Prov	robot2	300	353.1	58.85			15/6	0.25		r/3	**2.05**	.42 g
6	*individual*	7/11	nabc/Prov	robot3	300	370.86	61.81			15/1	1.50		g/3	**3.55**	
7	DeMartino	7/15	N/Prov	LM1Q1	845	979.5	57.96			13/3	7.27		p	**10.82**	
8	DeMartino	7/15	N/Prov	LM1Q2	845	821.28	48.60			13/7	0.00			**10.82**	carry625.39
9	DeMartino	7/16	N/Prov	LM2Q1	832	734.5	44.14			13/11	0.00			**10.82**	1359.89
10	DeMartino	7/16	N/Prov	LM2Q2	832	750.62	45.11			13/11	0.00			**10.82**	2110.57
11	DeMartino	7/17	R/Prov	O1	728	773.5	53.13			15/7	0.00			**10.82**	
12	DeMartino	7/17	R/Prov	O2	728	802.52	55.12			15/4	1.17		r	**11.99**	1576.02
13	DeMartino	7/18	N/Prov	SRSTQ1				77	41	2/2 46.92	0.84		p	**12.83**	
14	DeMartino	7/18	N/Prov	SRSTQ2				45	48	3/1 39.78	1.26		p	**14.09**	carry 4.29
13-16 team with Keveaney,Gay - McDevitt,Pat															
15	DeMartino	7/19	N/Prov	SRSTF1				40	50	2/2 37.71	0.84		p	**14.93**	.5 pen 42.5
16	DeMartino	7/19	N/Prov	SRSTF2				29	54	1/3 30.77	0.42		p	**15.35**	73.27
17	Michelin	7/20	N/Prov	WERNQ1	1248	1345.9	53.88				(1.10)			**cf 20**	
18	Michelin	7/20	N/Prov	WERNQ2	1248	1318.6	52.83				(1.05)			**cf20**	carry 49.46
19	Michelin	7/21	N/Prov	WERNF1	663	705.85	53.27				(1.68)			**cf20**	755.31
20	Michelin	7/21	N/Prov	WERNF2	663	648.1	48.88				10.20	44	p	**25.55**	1403.97
21	Aquino	7/24	R/Prov	fast1	264	274.53	51.99			9/2	(1.94)			**cf22**	4.00g
22	Aquino	7/24	R/Prov	fast2	264	318	60.23			9/1	4.71			**30.26**	.71r
23	*individual*	11/19	nabc/Phx	robot1	300	334.32	55.72			13/7	0.15		r/3	**30.41**	.60r
24	*individual*	11/20	nabc/Phx	robot2	300	347.34	57.89			12/4	0.53		r/3	**30.94**	.08g
25	*individual*	11/21	nabc/Phx	robot3	300	255	42.50			12/9	0.00		g/3	**30.94**	

Bridge Play | bbo play | bbo imp | Zenith | DAYLONG | Summary | Partners | sessions | cover | Sheet7 | Sheet8 | Sheet9 | Sheet10 | Sh ...

Ready Accessibility: Investigate 100%

2021. Link sess2021.xlsx

no	NAME	date	ty/place	event	ave	score	pct	plus	min	result	points	over	t	year/pts	notes
1	INDIVIDUAL	3/6	nabc	robot1	300	354.00	59.00			15/3	0.75		r/3	**0.75**	.14g
2	INDIVIDUAL	3/7	nabc	robot2	300	341.04	56.84			15/3	0.75		r/3	**1.50**	2.11r
3	INDIVIDUAL	3/8	nabc	robot3	300	329.10	54.85			15/3	0.75		g/3	**2.25**	st l csnc
4	INDIVIDUAL	7/10	nabc	robot1	300	386.76	64.46			14/1	1.50		r/3	**3.75**	.26g
5	INDIVIDUAL	7/11	nabc	robot2	300	343.02	57.17			15/3	0.75		r/3	**4.50**	2.52 r
6	INDIVIDUAL	7/12	nabc	robot3	300	324.72	54.12			15/4	0.53		g/3	**5.03**	prov canc
7	INDIVIDUAL	11/20	nabc/Austin	robot1	300	394.02	65.67			14/1	1.50		r/3	**6.53**	1.12g
8	INDIVIDUAL	11/21	nabc/Austin	robot2	300	352.08	58.68			14/4	0.53		r/3	**7.06**	2.41r
9	INDIVIDUAL	11/22	nabc/Austin	robot3	300	394.32	65.72			13/1	1.50		g/3	**8.56**	

Bridge Play | bbo play | bbo imp | DAYLONG | ZENITH | Summary | Partners | sessions | cover | Sheet7 | Sheet8 | Sheet9 | Sheet10 | S ...

Ready Accessibility: Investigate 100%

2020. Link SESS2020.xlsx

no	NAME	date	ty/place	event	ave	score	pct	plus	min	result	points	over	t	year/pts	notes
1	Jacobs	1/27	R/OB	1KO1				41	15	-13.6 win	2.57		r	**2.57**	
2	Jacobs	1/27	R/OB	1KO2				19	75	loss	0.00			**2.57**	
1-2 team with Hubert - Huhman															
3	Jacobs	1/28	R/OB	brack1				95	18	4w 105vp	cf 4			**cf 4**	
4	Jacobs	1/28	R/OB	brack2				50	48	2w 60vp	13.70	2	g	**16.27**	
3-4 team with Hubert - Huhman															
5	Jacobs	1/29	R/OB	brack1				37	47	1w 29/120vp	cf 6				
6	Jacobs	1/29	R/OB	brack2				62	38	3.5w 105/120	10.39	4	g	**26.66**	
5-6 team with Hubert - Huhman															
7	Jacobs	1/30	R/OB	cmpKO				52	56	1w-1l	1.51		r	**28.17**	
7 team with Hubert - Huhman															
8	Jacobs	1/30	R/OB	STside				78	24	3w-1l 90/120	5.56	1-2	r	**33.73**	
8 team with Hubert - Huhman															
9	Jacobs	1/31	R/OB	brack1				39	69	35/120 1w	cf 10			**cf 10**	-4.06
10	Jacobs	1/31	R/OB	brack2				89	26	91/120 3w	8.96	4		**42.69**	-11.55
9-10 team with Hubert - Huhman															
11	Jacobs	2/1	R/OB	ST1strat				93	18	94/120 3w	cf 12			**cf 12**	
12	Jacobs	2/1	R/OB	ST2strat				72	26	99/120 4w	11.20	1	g	**53.89**	
11-12 team with Hubert - Huhman															
13	Jacobs	2/2	R/OB	ST1strat				60	46	40/90 1w	cf 14			**cf 14**	
14	Jacobs	2/2	R/OB	ST2strat				74	31	63/120 2w	3.99	4	g	**57.88**	
13-14 team with Hubert -Huhman															
15	Cook	3/2	R/BHAM	O1	156	145.5	46.63			14/8	0.00			**57.88**	
16	Cook	3/2	R/BHAM	O2	156	165.5	53.04			14/6	0.58		r	**58.46**	
17	Cook	3/3	R/BHAM	O1	182	214.5	58.93			16/3	0.85		r	**59.31**	
18	Cook	3/3	R/BHAM	O2	182	221.2	60.77			16/2	3.50	5	g	**62.81**	
19	individual	3/3	S/BHAM	BBO	300	324.12	54.02			15/3	0.75			**63.56**	1698/5068
20	Huhman	3/4	R/BHAM	O1	229.5	247	53.81				0.00			**63.56**	
21	Huhman	3/4	R/BHAM	O2	229.5	209.16	47.32				0.00			**63.56**	
22	Huhman	3/5	R/BHAM	STA1				59	62	54/90 2w	0.84		r	**64.40**	
23	Huhman	3/5	R/BHAM	STA2				36	85	12/90 0w	0.00			**64.40**	
22-23 team with Fernandez -Rainey															
24	INDIVIDUAL	3/15	nabc	robot1	300	328.98	54.83			15/5	0.30		r/3	**64.70**	.20g
25	INDIVIDUAL	3/16	nabc	robot2	300	362.88	60.48			15/1	1.50		r/3	**66.20**	2.13r
26	INDIVIDUAL	3/17	nabc	robot3	300	343.44	57.24			15/4	0.53		g/3	**66.73**	colum canc
27	INDIVIDUAL	7/11	nabc	robot1	300	331.14	55.19			14/5	0.30		r/3	**67.03**	.12g
28	INDIVIDUAL	7/12	nabc	robot2	300	368.82	61.47			15/3	0.75		r/3	**67.78**	.93r
29	INDIVIDUAL	7/13	nabc	robot3	300	326.04	54.34			15/7	0.00		g/3	**67.78**	mont canc
30	INDIVIDUAL	11/21	nabc	robot1	300	381.78	63.63			15/1	1.50		r/3	**69.28**	.23g
31	INDIVIDUAL	11/22	nabc	robot2	300	321.36	53.56			15/5	0.30		r/3	**69.58**	3.07r
32	INDIVIDUAL	11/23	nabc	robot3	300	364.5	60.75			15/1	1.50		g/3	**71.08**	tampa canc

Bridge Play | bbo play | bbo imp | DAYLONG | Summary | Partners | sessions | cover | Sheet7 | Sheet8 | Sheet9 | Sheet10 | Sheet11 | S ...

2019. Link SESS2019.xlsx

	A	B	C	D	E	F	G	H	I	J	K	L	M	N	O	P
116	97	MacRae	9/19	R/TUNICA	2KO3				91	7	win	22.35	1	g	**352.12**	8 tms
117		95-97 team with Ambach - Lowen														
118	98	MacRae	9/19	R/TUNICA	3KO1st				52	32	57/120 1w	cf 101			**cf 101**	5 tms
119		98, 100, 101 team with Ambach - Lowen														
120	99	Brown,Hugh	9/19	R/TUNICA	ST1eve				77	69	71/120 3w	cf 102			**cf 102**	
121		99,102 team with Ross - Said, Elaine														
122	100	MacRae	9/20	R/TUNICA	3KO2				46	25	win	cf 101			**cf 101**	
123	101	MacRae	9/20	R/TUNICA	3KO3				68	23	win	18.57	1	g	**370.69**	
124	102	Brown,Hugh	9/20	R/TUNICA	ST2eve				87	23	87/120 3w	4.53	3	g	**375.22**	
125	103	MacRae	9/21	R/TUNICA	side	36	44.5	61.81				2.65	1	r	**377.87**	
126	104	Said,Chuck	9/22	R/TUNICA	STA1				39	53	57/120 2w	cf 105			**cf 105**	
127	105	Said,Chuck	9/22	R/TUNICA	STA2				68	26	85/120 3w	6.30	2	g	**384.17**	5 tms
128		104-105 team with Ross - Said,Elaine														
129	106	Jacobs	10/28	R/FHmba	O1	247	268	54.25			6S	cf107			**cf 107**	
130	107	Jacobs	10/28	R/FHmba	O2	247	284.37	57.56			3S	5.54	8	g	**389.71**	
131	108	Jacobs	10/29	R/FHmba	brack1				29	69	29/80 1w3l	0.42		r	**390.13**	
132	109	Jacobs	10/29	R/FHmba	brack2				25	27	16/40 1w1l	0.42		r	**390.55**	
133		108-109 team with Abarbanel, Meyer - Russell,John														
134	110	Jacobs	10/31	R/FHmba	brack1				58	46	35/60 2w	cf 111			**cf 111**	
135	111	Jacobs	10/31	R/FHmba	brack2				47	24	41/60 3w	20.34	2	g	**410.89**	12 tms
136		110-111 team with Schubiner -Stevenson														
137	112	Jacobs	11/1	R/FHmba	O1	247	277.03	56.08			20/9	1.53		r	**412.42**	
138	113	Jacobs	11/1	R/FHmba	O2	247	242.5	49.09			20/?	0.00			**412.42**	
139	114	Jacobs	11/2	R/FHmba	STA1				24	61	9/40 0w2l	cf 115			**cf 115**	
140	115	Jacobs	11/2	R/FHmba	STA2				118	17	72/80 4w0l	7.61	2	g	**420.03**	19 teams
141		114-115 team with Kraut,Michael - Tschull,John														
142	116	Winokur,Willie	11/3	R/FHmba	STA1				36	69	26/80 4l	0.00			**420.03**	
143		116 team with Treiber - Winokur,Steve														
144	117	*individual*	11/23	NABC/SF	online1	300	390.54	65.09			14/1	1.50		r/3	**421.53**	
145	118	*individual*	11/24	NABC/SF	online2	300	338.04	56.34			14/4	0.64		r/3	**422.17**	
146	119	*individual*	11/25	NABC/SF	online 3	300	321.12	53.52			14/7	0.00		g/3	**422.17**	.26g,1.88r
147	120	Said,Elaine	11/29	N/SF	NAI/LQ1	832	967.66	58.15				3.93		p	**426.10**	
148	121	Said,Elaine	11/29	N/SF	NAIL/Q2	832	723.5	43.48				0.00			**426.10**	
149	122	Said,Elaine	11/30	N/SF	NAIL/F1	832	567.45	34.10				0.00			**426.10**	carry 14.17
150	123	Said,Elaine	11/30	N/SF	NAIL/F2	832	687.71	41.33				0.00			**426.10**	
151	124	Said,Elaine	12/1	N/SF	super/Q1	949	958	50.47				0.00			**426.10**	
152	125	Said,Elaine	12/2	N/SF	super/Q2	949	869.06	45.79				0.00			**426.10**	
153	126	Said,Elaine	12/3	R/SF	O1	507	528.08	52.08			41/14	0.85		r	**426.95**	
154	127	Said,Elaine	12/3	R/SF	O2	507	461.5	45.51				0.00			**426.95**	
155	128	Munoz,Carlos	12/4	R/SF	O1	702	725.74	51.69				0.00			**426.95**	
156	129	Munoz,Carlos	12/4	R/SF	O2	702	725.27	51.66			58/24	0.67		r	**427.62**	
157	130	Morse,Jo	12/5	N/SF	SRMX/Q1	494	484.88	49.08				0.00			**427.62**	
158	131	Morse,Jo	12/5	N/SF	SRMX/Q2	494	566.26	57.31			28/4	2.50		p	**430.12**	carry 40.34
159	132	Morse,Jo	12/6	N/SF	SRMX/F1	611	527	43.13				0.00			**430.12**	
160	133	Morse,Jo	12/6	N/SF	SRMX/F2	611	577.28	47.24				0.00			**430.12**	

Bridge Play | bbo play | bbo imp | DAYLONG | Summary | Partners | sessions | cover | Sheet7 | Sheet8 | Sheet9 | Sheet10 | Sheet11 | S ...

Ready Accessibility: Investigate 100%

2018. Link SESS2018.xlsx

	A	B	C	D	E	F	G	H	I	J	K	L	M	N	O	P	Q
83		63-64 team with Buckman - Cook															
84	65	Ellis	7/31	R/Atlanta	STA1				85	51	52/80 3w						
85	66	Ellis	7/31	R/Atlanta	STA2				50	26	40/60 3w	14.96	2	g	**161.91**		
86		65-66 team with Buckman - Cook															
87	67	Said,Ellen	8/1	N/Atlanta	MXTQ1	13	12.5	48.08				0.00			**161.91**		
88	68	Said,Ellen	8/1	N/Atlanta	MXTQ2	13	9.5	36.54				0.00			**161.91**		
89		67-68 team with Barry - Ulman															
90	69	Said,Ellen	8/2	R/Atlanta	A1	468	480.09	51.29				0.00			**161.91**		
91	70	Said,Ellen	8/2	R/Atlanta	A2	468	457.8	48.91				0.00			**161.91**	937.89	
92				N/Atlanta	ST1Q1	Subecks and Malcolms 1 tie			.27p		29/40						
93	71	Subeck,Stan	8/3	N/Atlanta	ST1Q2				44	72	31/80 2w	1.06		p	**162.97**		
94		71 team with Malcolm,Chuck - Malcolm,Marti															
95	72	Jacobs	10/12	R/FarmHls	A1	283.5	289.21	51.01				0.00			**162.97**		
96	73	Jacobs	10/12	R/FarmHls	A2	273	237.2	43.44				0.00			**162.97**		
97	74	Jacobs	10/13	R/FarmHls	ST1strat				28	10	38/60 2.5w	cf 75			**cf 75**		
98	75	Jacobs	10/13	R/FarmHls	ST2strat				74	33	45/60 2w	7.61	2	g	**170.58**		
99		74-75 team with Brandow - Crane															
100	76	Jacobs	10/14	R/FarmHls	STA1				62	64	43/80 3w	1.14		r	**171.72**		
101	77	Jacobs	10/14	R/FarmHls	STA2				57	65	47/100 2w	0.76		r	**172.48**		
102		76-77 team with Brinker - Ernsthausen															
103	78	Hirschman	11/8	club	brn	132	161.5	61.17			12/1	1.20			**173.68**		
104	79	Owens	11/17	S/FHsom	ST1strat				66	61	41/80 2w	cf 80			**cf 80**		
105	80	Owens	11/17	S/FHsom	ST2strat				71	13	51/60 3w	5.42	3		**179.10**		
106		79-80 team with Hirschman - White															
107	81	*individual*	11/19	N/Hawaii	online1	300	340.92	56.82			330/1623	0.19		r/3	**179.29**	.06g..13r	
108	82	*individual*	11/20	N/Hawaii	online2	300	359.22	59.87			89/1581	0.80		r/3	**180.09**	.26g,.54r	58.96
109	83	*individual*	11/21	N/Hawaii	online2	300	342.9	57.15			322/1531	0.22		g/3	**180.31**	.07g,.15r	159/1531

Bridge Play | bbo play | bbo imp | DAYLONG | Summary | Partners | sessions | cover | Sheet7 | Sheet8 | Sheet9 | Sheet10 | Sheet11 | S ...

Ready Accessibility: Investigate 100%

2017. Link SESS2017.xls

no	NAME	date	ty/place	event	ave	score	pct	plus	min	result	points	over	t	year/pts	notes
1	Jacobs	1/23	R/Destin	1KO1				76	9	2w	cf3			**cf 3**	21/9;55/0
2	Jacobs	1/24	R/Destin	1KO2				76	45	w	cf3			**cf 3**	
3	Jacobs	1/24	R/Destin	1KO3				29	76	l	13.54	3-4	g	**13.54**	
	1-3 team with Cook - McHann														
4	Jacobs	1/25	R/Destin	2KO1				108	34	2w	cf 7			**cf 7**	22/10;86/24
5	Jacobs	1/25	R/Destin	2KO2				53	40	1w-1l	cf 7			**cf 7**	40/24;13/16
6	Jacobs	1/26	R/Destin	2KO3				62	18	w	cf 7			**cf 7**	
7	Jacobs	1/26	R/Destin	2KO4				32	54	l	19.03	2	g	**32.57**	
	4-7 team with Cook - McHann														
8	Jacobs	1/27	R/Destin	3KO1				82	24	w	cf 11			**cf 11**	
9	Jacobs	1/27	R/Destin	3KO2				79	25	2w	cf 11			**cf 11**	59/20;40/5
10	Jacobs	1/28	R/Destin	3KO3				64	29	w	cf 11			**cf 11**	
11	Jacobs	1/28	R/Destin	3KO4				106	28	w	22.19	1	g	**54.76**	
	8-11 team with Fernandez - Rainey														
12	Jacobs	1/29	R/Destin	STA1				58	43	43/90 1w	0.50		r	**55.26**	
13	Jacobs	1/29	R/Destin	STA2				58	46	62/90 2w	1.50	(7)	r	**56.76**	105/180
	12-13 team with Beck - Premo														
14	Jacobs	2/27	R/Orange	A1	108	104	48.148			10/7	cf 14			**cf 14**	
15	Jacobs	2/27	R/Orange	A2	108	135	62.50			10/1	7.38	4	g	**64.14**	239
16	Jacobs	2/28	R/Orange	A1	60	55.5	46.250			6/?	0.00			**64.14**	
17	Jacobs	2/28	R/Orange	A2	60	56.5	47.08			7/?	0.00			**64.14**	112
18	Jacobs	3/1	R/Orange	A1	60	61.5	51.250			6/3	cf 19			**cf 19**	
19	Jacobs	3/1	R/Orange	A2	60	75.5	62.92			6/1	22.75			**86.89**	137
20	Jacobs	3/2	R/Orange	STA1				59	45	53/90 2w	cf 21				
21	Jacobs	3/2	R/Orange	STA2				45	31	53/90 2w	6.79	4	g	**93.68**	106/180
	20-21 team with Gebhardt - Pollack										cf 23				
22	Jacobs	3/3	R/Orange	A1	229.5	266.65	58.09			21/2	cf 24			**cf 23**	
23	Jacobs	3/3	R/Orange	A2	229.5	278.65	60.71			21/3	12.37	4	g	**106.05**	545.3
24	Jacobs	3/4	R/Orange	A1	156	158.61	50.84			17/?	0.00			**106.05**	
25	Jacobs	3/4	R/Orange	A2	156	148	47.44			16/?	0.00			**106.05**	308.61
26	Jacobs	3/5	R/Orange	STA1				53	59	40/90 1w	0.50		r	**106.55**	
27	Jacobs	3/5	R/Orange	STA2				92	66	57/90 2w	1.00	(6)	r	**107.55**	97/180
	26-27 team with Gebhardt - Pollack														
28	Swarthout	3/10	N/KC	OQ1				38.19	43.66	-3.46	0.00			**107.55**	
29	Swarthout	3/10	N/KC	OQ2				56.43	54.26	+2.18	0.00			**107.55**	carry .64
30	Swarthout	3/11	N/KC	OF1				39.60	35.99	+3.61	0.00			**107.55**	
31	Swarthout	3/11	N/KC	OF2				24.07	74.63	-50.58	0.00			**107.55**	
32	Swarthout	3/12	N/KC	SVRBQ1	878	888.16	50.58				0.00			**107.55**	
33	Swarthout	3/12	N/KC	SVRBQ2	878	1110.69	63.251			56/1	10.69		p	**118.24**	carry 117.99
34	Swarthout	3/13	N/KC	SVRBF1	832	872.54	52.44			65/24	1.00		p	**119.24**	
35	Swarthout	3/13	N/KC	SVRF2	832	787.19	47.31				0.00			**119.24**	47O
36	Torrence	3/14	N/KC	MXQ1	728	814.75	55.96			52/14	1.27		p	**120.51**	
37	Torrence	3/14	N/KC	MXQ2	728	745.02	51.17			52/19-20	0.98		p	**121.49**	carry 95.27
38	Torrence	3/15	N/KC	MXF1	1170	1458.37	62.32			90/2	10.43		p	**131.92**	

Bridge Play | bbo play | bbo imp | DAYLONG | Summary | Partners | sessions | cover | Sheet7 | Sheet8 | Sheet9 | Sheet10 | Sheet11 | S ...

Ready Accessibility: Unavailable 100%

2016. Link SESS2016.xls

no	NAME	date	ty/place	event	ave	score	pct	plus	min	result	points	over	t	year/pts	notes
1	McHann	1/11	R/Biloxi	KO1				76	20	win	3.97		r	**3.97**	
2	McHann	1/12	R/Biloxi	KO2				46	64	2 loss	0.00			**3.97**	33/40;13/24
	1-2 team with Cook - Simkins														
3	McHann	1/12	R/Biloxi	KO1				56	64	1w-1l	(1.78)			**cf 5**	38/28;18/36
4	McHann	1/12	R/Biloxi	KO2				52	83	1w-1l	(1.78)			**cf 5**	34/29;18/54
5	McHann	1/13	R/Biloxi	KO3				53	55	loss	15.09	3-4	g	**19.06**	
	3-5 team with Cook - Simkins														
6	McHann	1/14	R/Biloxi	KO1				42	24	1w-1l	2.25		r	**21.31**	29/5;13/19
	1-2 team with Cook - Simkins; other 3 + Galey lost round 2 59-5 in 12 bds														
7	Jacobs	1/15	R/Biloxi	A1	108	119	55.09			9/2;18/4	(1.94)			**cf 8**	
8	Jacobs	1/15	R/Biloxi	A2	108	106	49.07			18/9	5.02	5-6	g	**26.33**	
9	McHann	1/16	R/Biloxi	cmpKO12				63	37	w,l;w,l	1.68		r	**28.01**	-11.15 hcp
	9 team with Cook - Simkins				8/2;1/12-3.84;30/0-3.35;24/23-3.96										
10	McHann	1/17	R/Biloxi	A1				77	56	37/60 2w	0.84		r	**28.85**	
11	McHann	1/17	R/Biloxi	A2				49	61	32/60 2w	0.84		r	**29.69**	
	10-11 team with Cook - Simkins														
12	Jacobs	2/29	R/Bham,Al	strat1	156	190	60.90			17/3	1.97		r	**31.66**	
13	Jacobs	2/29	R/Bham,Al	strat2	156	147.25	47.20			17/-	0.00			**31.66**	
14	Jacobs	3/1	R/Bham,Al	strat1	229.5	243.03	52.95			20/7	cf 15			**cf 15**	
15	Jacobs	3/1	R/Bham,Al	strat2	229.5	270.5	58.93			19/4	5.69	9	g	**37.35**	
16	Jacobs	3/2	R/Bham,Al	strat1	156	187	59.94			17/1	cf 17			**cf 17**	
17	Jacobs	3/2	R/Bham,Al	strat2	156	175	56.09			17/3	25.81	1	g	**63.16**	
18	Jacobs	3/3	R/Bham,Al	brST1				41	85	12/60 0w	0.00			**63.16**	
19	Jacobs	3/3	R/Bham,Al	brST2				43	41	30/60 1w	0.50			**63.66**	
	18-19 team with Mason,Brian - Mason,Gerrianne														
20	Jacobs	3/4	R/Bham,Al	strat1	229.5	237.41	51.72				0.00			**63.66**	
21	Jacobs	3/4	R/Bham,Al	strat2	229.5	225	49.02				0.00			**63.66**	
22	Jacobs	3/5	R/Bham,Al	strat1	156	184.67	59.19			14/3	cf 23			**cf 23**	
23	Jacobs	3/5	R/Bham,Al	strat2	156	169.5	54.33			14/3	6.50	6	g	**70.16**	
24	DeMartino	3/11	N/Reno	IMPQ1				54	52	70/15	0.00			**70.16**	54.23/52.41
25	DeMartino	3/11	N/Reno	IMPQ2				35	40	?	0.00			**70.16**	34.87/40.28
26	DeMartino	3/12	R/Reno	strat1	325	401.5	61.77			?/2	(3.68)			**cf 27**	
27	DeMartino	3/12	R/Reno	strat2	494	532.5	53.90				7.87	8/9	g	**78.03**	
28	DeMartino	3/13	N/Reno	SLVQ1	663	719.34	54.249			53/18	1.02			**79.05**	
29	DeMartino	3/13	N/Reno	SLVQ2	663	706.5	53.28			50/17	1.09		p	**80.14**	carry 68.56
30	DeMartino	3/14	N/Reno	SLVF1	1001	1020.87	50.99				0.00		p	**80.14**	
31	DeMartino	3/14	N/Reno	SLVF2	1001	979.5	48.93				0.00			**80.14**	
32	Kozlove	3/15	N/Reno	MXQ1	832	641.5	38.552				0.00			**80.14**	
33	Kozlove	3/15	N/Reno	MXQ2	832	827.94	49.76				0.00			**80.14**	
34	Said	3/16	R/Reno	STA1				91	40	42/60 2w	cf 35			**cf 35**	
35	Said	3/16	R/Reno	STA2				55	10	45/60 3w	27.85	1/2	g	**107.99**	
	34-35 team with Hirschman - Schaeffer														
36	Cox	3/17	N/Reno	OQ1	676	692	51.18				0.00			**107.99**	
37	Cox	3/17	N/Reno	OQ2	663	721.5	54.41			52/17	1.84		p	**109.83**	carry 79.14

Bridge Play | bbo play | bbo imp | Summary | Partners | sessions | cover | Sheet6 | Sheet7 | Sheet8 | Sheet9 | Sheet10 | Sheet11 | Shee ...

Ready Accessibility: Unavailable 100%

2015. Link SESS2015.xls

no	NAME	date	ty/place	event	ave	score	pct	plus	min	result	points	over	t	year/pts	notes
1	Longmeier	1/20	club	qc	54	68.06	63.02			11/1	1.10			**1.10**	
2	Longmeier	1/22	club	qc	84	106.5	63.39			7/1	0.70			**1.80**	
3	Woods	1/27		STAC/qc	67.5	61.5	45.56				0.00			**1.80**	
4	Cook	1/29		STAC/jba	156	168	53.846			14/5	0.45			**2.25**	
5	Cook	2/9	R/BatonRg	1KO1				41	42	1w-1l	cf 8			**cf 8**	
6	Cook	2/10	R/BatonRg	1KO2				47	38	1w-1l	cf 8			**cf 8**	
7	Cook	2/10	R/BatonRg	1KO3				74	25	win	cf 8			**cf 8**	
8	Cook	2/10	R/BatonRg	1KO4				26	74	loss	26.94	2	g	**29.19**	
	5-8 team with Carpenter - McHann														
9	Cook	2/11	R/BatonRg	STA1				34	38	48/90 2w	1.00		r	**30.19**	
10	Cook	2/11	R/BatonRg	STA2				32	52	32/90 1w	0.50		r	**30.69**	
	9-10 team with Carpenter - McHann														
11	Carpenter	2/12	R/BatonRg	3KO1		with	ck,mc	21	16	1w-1l	cf 13			**cf 13**	35/13;21/23
	Carpenter					with	ck,mi	35	20						
12	Carpenter	2/12	R/BatonRg	3KO2		with	mi,l	26	22	1w-1t	cf 13			**cf 13**	33/25;24/24
					ck,mc	with	ca,l	41	27						
13	Carpenter	2/13	R/BatonRg	3KO3		with	ck,mc	8	16	loss	15.86	3-4	g	**46.55**	
	Carpenter					with	mi,l	12	24						
	11-13 team with Cook - McHann; Logan - Miller														
14	McHann	2/13	R/BatonRg	Stside				112	27	103/120 4w	2.28	1	r	**48.83**	
	14 team with Cook - Logan														
15	Peters,Carolyn	2/14	R/BatonRg	cmpKO1				65	24	2w					34/12;31/12
16	Peters,Carolyn	2/14	R/BatonRg	cmpKO2				38	31	win	15.37	1	g	**64.20**	
	15-16 team with Cook - McHann														
17	Cook	2/15	R/BatonRg	STA1		with	a,h	24	47	26/60 1w	cf 18			**cf 18**	
					a,h	with	l,m	5	19	4/30 0w					
18		2/15	R/BatonRg	STA2	a,h	with	l,m	47	12	30/30 1w	4.85	3	g	**69.05**	
	Cook					with	l,m	84	6	57/60 2w					
	17-18 team with Arnett - Hutchison; Logan - Miller [actual 3rd award 7.28]														
19	Burnside	2/19	club	qc	84	98.01	58.34			7/1	0.80			**69.85**	
20	Burnside	2/23	club	qc	84	111	66.07			7/1	0.70			**70.55**	
21	Griffin	2/26	club	qc	70	82	58.57			6/2	0.49			**71.04**	
22	Longmeier	3/2	club	qc	84	87.5	52.08			7/4	0.00			**71.04**	
23	Burnside	3/3	club chmp	qc	54	73.69	68.23			11/1	2.33			**73.37**	
24	Swarthout	3/13	N/Nawlins	IMPQ1				47	63						47.23/-63.79
25	Swarthout	3/13	N/Nawlins	IMPQ2				79	47	87/11	2.39		p	**75.76**	78.86/-46.78
26	Swarthout	3/14	N/Nawlins	IMPF1	carry	3.28	49.23	74	28	78/3	8.77		p	**84.53**	74.16/28.20
27	Swarthout	3/14	N/Nawlins	IMPF2			30.75	26	44		(8.51)	42			25.53/45.98
28	Swarthout	3/15	N/Nawlins	SLVQ1	1001	1083	54.10			78/25	0.97		p	**85.50**	
29	Swarthout	3/15	N/Nawlins	SLVQ2	1001	1032	51.548				0.00			**85.50**	carry 41.01
30	Swarthout	3/16	N/Nawlins	SLVF1	1001	998	49.8501				0.00			**85.50**	
31	Swarthout	3/16	N/Nawlins	SLVF2	1001	934.95	46.70				0.00			**85.50**	1973.96
32	Miller,Susie	3/17	N/Nawlins	XQ1	832	915.5	55.02			70/14	1.42		p	**86.92**	
33	Miller,Susie	3/17	N/Nawlins	XQ2	832	1013.5	60.91			70/2	8.40		p	**95.32**	carry 189.35

Bridge Play | bbo play | bbo imp | Summary | Partners | sessions | cover | Sheet7 | Sheet8 | Sheet9 | Sheet10 | Sheet11 | Sheet12 | She ...

Ready Accessibility: Unavailable 100%

2014. Link SESS2014.xls

no	NAME	date	ty/place	event	ave	score	pct	plus	min	result	points	over	t	year/pts	notes	
1	Buchheister	2/16	S/FHsom	ST1strat				87	17	62/80 3w	cf 2			**cf 2**		
2	Buchheister	2/16	S/FHsom	ST2strat				42	46	28/60 1w	4.75	4		**4.75**		
	1-2 team with Chiesa - Melander															
3	DeMartino	3/20	R/Dallas	EFKO1				32	41	1w-1t	0.00			**4.75**		
	3 team with Subeck - Subeck															
4	DeMartino	3/21	N/Dallas	IMPQ1				42	31	78/19	0.87		p	**5.62**	41.74/31.38	
5	DeMartino	3/21	N/Dallas	IMPQ2				45	18	78/10	1.96		p	**7.58**	45.04/17.53	
6	DeMartino	3/22	N/Dallas	IMPF1				25	50	78/?	0.00			**7.58**	24.75/49.58	carry 10.91
7	DeMartino	3/22	N/Dallas	IMPF2				54	53	78/30	0.93		p	**8.51**	53.96/43.17	
8	DeMartino	3/23	N/Dallas	SILVQ1	715	681	47.62				0.00			**8.51**		
9	DeMartino	3/23	N/Dallas	SILVQ2	715	658.04	46.02				0.00			**8.51**		
10	DeMartino	3/24	R/Dallas	cmpKO12				28	14	2w	cf 11			**cf 11**		
	10-11 team with Subeck - Subeck				bracket 1											
11	DeMartino	3/24	R/Dallas	cmpKO34				73	56	win,loss	16.95	2	g	**25.46**		
12	Kozlove	3/25	N/Dallas	XQ1	832	805	48.38				0.00			**25.46**		
13	Kozlove	3/25	N/Dallas	XQ2	832	783.86	47.11				0.00			**25.46**		
14	Kozlove	3/26	R/Dallas	cmpKO12				45	17	2w	cf 15			**cf 15**		
	14-15 team with Cannell - Kasle,Barbara				bracket 2											
15	Kozlove	3/26	R/Dallas	cmpKO34				47	37	2w	26.55	1	g	**52.01**		
16	Swarthout	3/27	N/Dallas	OQ1	832	744	44.71				0.00			**52.01**		
17	Swarthout	3/27	N/Dallas	OQ2	832	740.5	44.50				0.00			**52.01**		
18	Swarthout	3/28	R/Dallas	cmpKO12				38	42	win,loss	1.50			**53.51**		
	18 team with Macgregor - O'Neil				bracket 1											
19		3/29	N/Dallas	STQ12	co,t	with	ca,m	72	66	42/80 2w	1.06				42.07	new scale
	Swarthout					with	ca,m	34	53	23/60 2t	0.53			**54.04**	23.47	new scale
	Swarthout					with	co,t	11	17	7/20 l	0.00				7.43	new scale
	19 team with Carmichael,Brad - Miller (.53); Collins - Tucker (.00) : other 4 (1.06)															
20	Rumelhart	5/12	R/FHsom	KO1		with	ki,kl	18	29	1w-1l	cf 23			**cf 23**	37/18 -13.89	
	Temkin					with	ki,kl	35	9						16/20	
21	Temkin	5/13	R/FHsom	KO2		with	ki,kl	52	18	win	cf 23			**cf 23**		
					ki,t	with	kl,r	44	25	-4.07 hcp						
22	Temkin	5/13	R/FHsom	KO3		with	ki,kl	37	1	2in	cf 23			**cf 23**		
	Rumelhart					with	ki,kl	16	42							
23	Rumelhart	5/13	R/FHsom	KO4		with	ki,kl	34	44	loss	21.15	2	g	**75.19**		
	Temkin					with	ki,kl	34	32							
	20-23 team with Temkin - Rumelhart - Kirsch - Kleinplatz															
24	Buchheister	5/15	R/FHsom	O1	156	177	56.73			13/2	cf 25			**cf 25**		
25	Buchheister	5/15	R/FHsom	O2	156	192.5	61.70			13/1	14.18	2	g	**89.37**		
26	Rumelhart	5/18	R/FHsom	STA1				43	68	32/80 2w	0.88		r	**90.25**		
27	Rumelhart	5/18	R/FHsom	STA2				51	17	43/60 2w	0.88		r	**91.13**		
	26-27 team with Grossman - Shartsis															
28	Fatka	7/11	R/London	KO1				53	56	1w-1l	cf 31			**cf 31**	24/35;29/21	
29	Fatka	7/11	R/London	KO2				69	35	2w	cf 31			**cf 31**	44/14;25/21	
30	Fatka	7/12	R/London	KO3				61	39	w	cf 31			**cf 31**		

Bridge Play | bbo play | bbo imp | Summary | Partners | sessions | cover | Sheet6 | Sheet7 | Sheet8 | Sheet9 | Sheet10 | Sheet11 | Shee ...

Ready Accessibility: Unavailable 100%

2013. Link SESS2013.xls

no	NAME	date	ty/place	event	ave	score	pct	plus	min	result	points	over	t	year/pts	notes
1	Gardner	1/24	S/Livonia	STstrat				88	38	61/100 2w	1.46	6/8		**1.46**	
	1 team with Rosenstein- Temkin														
2	Rosenstein	1/24	S/Livonia	strat	156	210.5	67.47			16/1	5.67	1		**7.13**	
5	Lippitt	1/25	S/Livonia	strat	229.5	230.5	50.22			22/?	0.00			**7.13**	
4	Crafton	1/25	S/Livonia	strat	156	185.4	59.42			13/1	3.62	2		**10.75**	
5	Temkin	1/26	S/Livonia	ST1strat				46	16	41/60 2w	cf 6			**cf 6**	
6	Temkin	1/26	S/Livonia	ST2strat				75	53	46/80 2w	2.66	7-8		**13.41**	
	5-6 team with Brinker - Ernsthausen														
7	Buchheister	1/27	S/Livonia	ST1strat				56	53	31/60 2w	0.52			**13.93**	
8	Buchheister	1/27	S/Livonia	ST2strat				65	66	39/80 2w	0.52			**14.45**	
	7-8 team with Owens,Chris - Owens,Gene														
9	Schaeffer	2/14	S/FHsmba	strat	108	129.5	59.954			12/1:48/3-4	3.69	3-4		**18.14**	
10	Bryant	2/14	S/FHsmba	STstrat				19	53	26/80 0w	0.00			**18.14**	
	10 team with Crafton - Katz														
11	Schaeffer	2/15	S/FHsmba	STstrat				100	29	76/100 4w	3.50	1		**21.64**	
	11 team with Hirschman, Marty - Hirschman,Sam														
12	Winokur	2/16	S/FHsmba	strat	156	177	56.73			15/4	0.73			**22.37**	
13	Buchheister	2/17	S/FHsmba	ST1strat				121	25	68/80 4w	cf 14			**cf 14**	
14	Buchheister	2/17	S/FHsmba	ST2strat				52	27	40/60 2w	13.00	1		**35.37**	
	13-14 team with Burger,Chuck - Burger,Suzy														
15	Rumelhart	3/8	wcc(inv)	club	132	169	64.02			12/1;24/1	0.96			**36.33**	
16	Rumelhart	3/9	S/AnnArb	ST1strat				76	82	39/80 2w	cf 17				
17	Rumelhart	3/9	S/AnnArb	ST2strat				84	37	45/60 2w	2.35	10-11		**38.68**	
	16-17 team with Maddox,Marilyn - Maddox,Myles														
18	Swarthout	3/15	N/StLouis	N/IMPQ1				48	29	145/30	(.98)			**cf 21**	+18.89
19	Swarthout	3/15	N/StLouis	N/IMPQ2				54	28	145/17	(1.51)			**cf 21**	+26.38
20	Swarthout	3/16	N/StLouis	N/IMPF1				41	42	78/?	(0.00)			**cf 21**	12.16; -.35
21	Swarthout	3/16	N/StLouis	N/IMPF2				43	26	78/21	7.55	48	p	**46.23**	+16.62
22	Swarthout	3/17	N/StLouis	N/SLVQ1	1001	1146.8	57.28			81/9	1.73		p	**47.96**	
23	Swarthout	3/17	N/StLouis	N/SLVQ2	1001	828.5	41.38			78/?	0.00			**47.96**	
24	Swarthout	3/18	R/StLouis	cmpKO1				79	31	w,w	cf 25			**cf 25**	
25	Swarthout	3/18	R/StLouis	cmpKO2				36	36	l,w	11.40	3	g	**59.36**	
	24-25 team with Cappellli - Katz														
26	Kozlove	3/19	N/StLouis	MXQ1	832	973.7	58.52			52/4	4.13		p	**63.49**	
27	Kozlove	3/19	N/StLouis	MXQ2	832	768	46.154				0.00			**63.49**	
28	Kozlove	3/20	N/StLouis	MXF1	1170	1019.14	43.553				0.00			**63.49**	
29	Kozlove	3/20	N/StLouis	MXF2	1170	1118	47.78				0.00			**63.49**	
30	Swarthout	3/21	N/StLouis	OQ1	845	891.1	52.73				0.00			**63.49**	
31	Swarthout	3/21	N/StLouis	OQ2	845	848	50.18				0.00			**63.49**	
32	Swarthout	3/22	N/StLouis	OF1	832	761	45.73				0.00			**63.49**	
33	Swarthout	3/22	N/StLouis	OF2	832	856.29	51.46				0.00			**63.49**	
34	Swarthout	3/23	N/StLouis	STQ1				60	56	41/80 2w	cf 37				
35	Swarthout	3/23	N/StLouis	STQ2				66	49	47/80 2w	cf37				

Bridge Play | bbo play | Summary | Partners | sessions | cover | Sheet6 | Sheet7 | Sheet8 | Sheet9 | Sheet10 | Sheet11 | Sheet12 | Sheet ...

Ready Accessibility: Investigate 100%

2012. Link SESS2012.xlsx

no	NAME	date	ty/place	event	ave	score	pct	plus	min	result	points	over	t	year/pts	notes
1	Fatka	1/7	S/Jackson	strat	229.5	229.5	50.00			12/?	0.00			**0.00**	
2	Fatka	1/7	S/Jackson	strat	283.5	380.08	67.03			15/1:50/1	5.83	1		**5.83**	
3	Fatka	1/8	S/Jackson	ST1strat				87	15	55/60 3w	cf 4			**cf 4**	
4	Fatka	1/8	S/Jackson	ST2strat				48	85	25/80 1w	2.36	6		**8.19**	
	3-4 team with Curley - Varty														
5	Temkin	1/28	S/Livonia	ST1strat				84	35	51/80 2w	cf 6			**cf 6**	
6	Temkin	1/28	S/Livonia	ST2strat				71	52	37/60 2w	5.17	4		**13.36**	
	5-6 team with Brinker - Ernsthausen														
7	Buchheister	2/11	S/FarmHls	STstrat				66	47	59/100 4w	0.76			**14.12**	
	7 team with Gardner,Beverly - Burger,Suzy														
8	Riordan	3/5	S/wcc	senior -ntl	132	150.57	57.03			14/3	0.64			**14.76**	
9	DeMartino	3/15	R/Memphs	KO1		with	d,s	53	18	2w	cf 13			**cf 13**	29/12;24/6
					k,w	with	d,s	24	10						14/10;10/0
	9,10,13 team with Kovacich - White; Brescoll - Steinberg														
10	DeMartino	3/16	R/Memphs	KO2		with	k,w	15	11	win	cf 13			**cf 13**	
					d,s	with	k,w	47	44						
11	Kniest	3/16	N/Memphs	IMPQ1				43	36	40/?	0.00			**cf 13**	+7.31
12	Kniest	3/16	N/Memphs	IMPQ2				71	37	40/4	3.08		p	**cf 13**	+33.77
13	DeMartino	3/17	R/Memphs	ko3		with	d,s	19	12	win	30.32	1	g	**48.16**	
					k,w	with	d,s	35	9						carry 10.14
14	Kniest	3/17	N/Memphs	IMPF1				31	41		0.00			**48.16**	-9.98
15	Kniest	3/17	N/Memphs	IMPF2				31	67		0.00			**48.16**	-35.66
16	Hamilton-Day	3/18	N/Memphs	SILVQ1	494	617.5	62.50			39/1	7.05		p	**55.21**	
17	Hamilton-Day	3/18	N/Memphs	SILVQ2	494	474.8	48.06			39/?	0.00			**55.21**	1092.3
18	Hamilton-Day	3/19	N/Memphs	SILVF1	1001	876.23	43.77			78/?	0.00			**55.21**	carry 95.58
19	Hamilton-Day	3/19	N/Memphs	SILVF2	1001	1172	58.54			78/10	1.72		p	**56.93**	
20	Swarthout	3/22	N/Memphs	OQ1	494	458.27	46.38				0.00			**56.93**	
21	Swarthout	3/22	N/Memphs	OQ2	494	438.84	44.42				0.00			**56.93**	
22	Swarthout	3/23	R/Memphs	cmpkobr2				47	79	1w-3l	0.75		r	**57.68**	
	22 team with Engel - Melville														
23	Swarthout	3/23	R/Memphs	ST				69	40	72/120 2w	0.40		r	**58.08**	
	23 team with Anderson,Roger - Hiller														
24	Swarthout	3/24	N/Memphs	STQ1				62	63	40/80 2w	1.06		p	**59.14**	
25	Swarthout	3/24	N/Memphs	STQ2				38	60	34/80 2w	1.06		p	**60.20**	
	24-25 team with Kovacich - White														
26	Swarthout	3/25	R/Memphs	STA1				112	34	87/120 2.5	cf 27			**cf 63**	
27	Swarthout	3/25	R/Memphs	STA2				28	69	30/90 1w	3.63	14/15	g	**63.83**	
	26-27 team with Kovacich - White														
28	Nelson	4/11	S/burn	STAC	84	107.5	63.99			11/1;22/1	1.75			**65.58**	
29		5/7	R/FHsom	1KO1	b,r	with	m,m	27	17	2 wins	cf 31			**cf/31**	1/4:26/13
	Temkin					with	m,m	37	3	-8.49,-7.93					26/1;11/2
30	Temkin	5/7	R/FHsom	1KO2		with	m,m	40	13	2 wins	cf 31			**cf 31**	16/0;24/13
					b,r	with	m,m	48	22	-11.5,-6.5					25/0;23/22
31		5/7	R/FHsom	1KO3	b,r	with	m,m	32	17	loss	10.87	3-4	g	**76.45**	

Bridge Play | bbo play | Summary | Partners | sessions | cover | Sheet6 | Sheet7 | Sheet8 | Sheet9 | Sheet10 | Sheet11 | Sheet12 | Sheet ...

Ready Accessibility: Investigate 100%

2011. Link SESS2011.xls

no	NAME	date	ty/place	event	ave	score	pct	plus	min	result	points	over	t	year/pts	notes
1	Charfoos	1/27	S/Livonia	STtstrat				70	25	67/100 3w	4.10	3-4		**4.10**	
	1 team with Harty - Rumelhart														
2	Leonard	1/27	S/Livonia	strat	229.5	231.5	50.44			11/5	0.00			**4.10**	
3	Rumelhart	1/28	S/Livonia	strat	351	375.25	53.454			11/5	0.00			**4.10**	
4	Buchheister	1/28	S/Livonia	strat	229.5	240.65	52.43			11/4	0.61			**4.71**	
5	Temkin	1/29	S/Livonia	ST1strat				66	13	50/60 3w	cf 6			**cf 6**	
	3-4 team with Gardner,Bev - Melander														
6	Temkin	1/29	S/Livonia	ST2strat				58	53	43/80 3w	6.61	3		**11.32**	
7	Buchheister	1/30	S/Livonia	ST1strat				78	32	46/60 3w	cf 8			**cf 8**	
	7-8 team with Brinker - Ernsthausen														
8	Buchheister	1/30	S/Livonia	ST2strat				52	57	33/80 1w	3.42	6-7		**14.74**	
9	Temkin	2/10	S/FHsom	strat	325	356.5	54.846			15/6	0.35			**15.09**	
10	Rumelhart	2/10	S/FHsom	STstrat				61	27	62/100 3w	1.66	5-6		**16.75**	
	10 team with Kaye - Melander														
11	Buchheister	2/11	S/FHsom	strat	108	118	54.63			11/2	1.23			**17.98**	
12	Katz	2/11	S/FHsom	STstrat				72	56	55/100 3w	0.57			**18.55**	
	12 team with Bitterman - Cappelli														
13	Buchheister	2/13	S/FHsom	ST1strat				25	24	30/60 1w	cf 14			**cf 14**	
14	Buchheister	2/13	S/FHsom	ST2strat				100	69	49/80 2w	1.90	12-14		**20.45**	
	13-14 team with Melander - Marcus,Danny														
15	Winokur	2/27	S/Flint	ST1strat				85	35	59/80 3w	cf 16				
16	Winokur	2/27	S/Flint	ST2strat				50	22	33/60 1w	3.75	5		**24.20**	
	15-16 team with Newman,Bert -Newman,Kathy														
17	Gabriel	3/11	N/Louisvill	IMPQ1				28	38	28/-	0.00			**24.20**	
18	Gabriel	3/11	N/Louisvill	IMPQ2				29	37	28/-	0.00			**24.20**	
19	Ellis	3/13	N/Louisvill	SilverQ1	325	285	43.846			28/-	0.00			**24.20**	
20	Ellis	3/13	N/Louisvill	SilverQ2	325	398.5	61.31			28/3	2.85		p	**27.05**	
21	Ellis	3/14	N/Louisvill	SilverF1	1001	936.5	46.78			78/-	0.00			**27.05**	
22	Ellis	3/14	N/Louisvill	SilverF2	1001	1019	50.90			78/-	0.00			**27.05**	
23	Swarthout	3/17	N/Louisvill	OQ1	494	598.12	60.54			28/2	4.99		p	**32.04**	
24	Swarthout	3/17	N/Louisvill	OQ2	494	550.24	55.69			28/5	1.90		p	**33.94**	
25	Swarthout	3/18	N/Louisvill	OF1	832	731	43.93			65/-	0.00			**33.94**	
26	Swarthout	3/18	N/Louisvill	OF2	832	905	54.39			65/13	1.60		p	**35.54**	
27	Swarthout	3/19	N/Louisvill	STQ1				55	65	37/80 2w	1.06		p	**36.60**	
28	Swarthout	3/19	N/Louisvill	STQ2				53	65	33/80 1w	0.53		p	**37.13**	
	27-28 and 29-30 teams with Subeck,Stan - Subeck,Suzi														
29	Swarthout	3/20	R/Louisvill	STA1				39	44	48/90 2w	cf 30			**cf 30**	
30	Swarthout	3/20	R/Louisvill	STA2				74	36	63/120 2w	3.41	16	g	**40.54**	
31	Temkin	3/26	S/AnnArbor	ST1strat				113	25	65/80 3w	cf 32			**cf32**	
32	Temkin	3/26	S/AnnArbor	ST2strat				52	51	37/60 2w	10.31			**50.85**	
	31-32 team with Gardner,Bev - Melander														
33	Buchheister	3/27	S/AnnArbor	ST1strat				37	53	33/80 1w	0.26			**51.11**	
34	Buchheister	3/27	S/AnnArbor	ST2strat				4	54	24/60 1w	0.26			**51.37**	
	33-34 team with Maddox,Marilyn - Maddox,Myles														

Bridge Play | bbo play | Summary | Partners | sessions | cover | Sheet6 | Sheet7 | Sheet8 | Sheet9 | Sheet10 | Sheet11 | Sheet12 | Sheet ...

Ready Accessibility: Unavailable 100%

2010. Link SESS2010.XLS

no	NAME	date	ty/place	event	ave	score	pct	plus	min	result	points	over	t	year/pts	notes
1	Rumelhart	1/28	S/Livonia	STstrat				77	50	62/100 4w	2.17	5-6		**2.17**	
	1 team with Gardner,Bev - Kaye														
2	Thornton	1/28	S/Livonia	strat	229.5	292.5	63.73			24/1;48/1	7.00	1		**9.17**	
3	Gardner,Bev	1/29	S/Livonia	strat	325	360.5	55.46			18/6	0.39			**9.56**	
4	Buchheister	1/29	S/Livonia	strat	229.5	260	56.64			11/4	0.61			**10.17**	
5	Winokur	1/31	S/Livonia	ST1strat		with	g,m	70	18	43/60 2w	cf 6			**cf 6**	
	Newman,Bert					with	g,m	8	24	4/20 0w					
	5-6 team with Giordano - Melander - Newman,Bert (1.53) - Winokur(1.53)														
6	Winokur	1/31	S/Livonia	ST2strat		with	g,m	6	10	8/20 0w	3.06	7		**13.23**	
	Newman,Bert					with	g,m	78	36	46/60 2w					
7	Lippitt	2/11	S/FHsom	strat	156	169.72	54.40			13/5	0.38			**13.61**	
8	Cappelli	2/11	S/FHsom	STstrat				41	23	59/100 4w	2.18	4		**15.79**	
	8 team with Cappelli - Katz														
9	Parnes,G.	2/13	S/FHsom	strat	156	187	59.94			14/2	1.86	6		**17.65**	
10	Buchheister	2/13	S/FHsom	STstrat				81	33	68/100 4w	3.19	3		**20.84**	
	10 team with Gardner,Beverly - Hann														
11	Buchheister	2/14	S/FHsom	ST1strat				81	33	60/80 4w	cf 12			**cf 12**	
	11-12 team with Newman,Bert - White,Ed														
12	Buchheister	2/14	S/FHsom	ST2strat				39	64	20/60 1w	2.06	8-9		**22.90**	
13	Swarthout	3/11	R/Reno	EFside	156	147	47.12			17/-	0.00			**22.90**	
14	Swarthout	3/12	N/Reno	Plat1Q1	832	794.13	47.72			71/-	0.00			**22.90**	
15	Swarthout	3/12	N/Reno	Plat1Q2	832	766.42	46.06			71/-	0.00			**22.90**	
16	Swarthout	3/13	R/Reno	compKO1				62	47	l,w					
17	Swarthout	3/13	R/Reno	compKO2				35	41	w,l	3.01	2	r	**25.91**	
	16-17 team (bracket 2 compact KO + consolation) with Hwang - Kaye														
18	Swarthout	3/14	N/Reno	SRQ1	494	630.8	63.846			30/1	(6.00)			**cf 21**	
19	Swarthout	3/14	N/Reno	SRQ2	494	502.27	50.84			30/-				**cf 21**	1134.4
20	Swarthout	3/15	N/Reno	SRF1	1170	1308.5	55.92			91/15	(1.34)			**cf 21**	carry 193.56
21	Swarthout	3/15	N/Reno	SRF2	1170	1280	54.70			91/17	23.53	12	p	**49.44**	2782.06
22		3/16	R/Reno	KO1	k,k	with	b,o	60	15	win	cf 25			**cf 25**	
	DeMartino					with	k,k	35	3						
23	DeMartino	3/16	R/Reno	KO2		with	b,o	51	1	win	cf 25			**cf 25**	
24		3/17	R/Reno	KO3	k,k	with	b,o	39	15	win	cf 25			**cf 25**	
	DeMartino					with	k,k	34	11						
25	DeMartino	3/17	R/Reno	KO4		with	b,o	43	22	loss	33.20	2	g	**82.64**	
					k,k	with	b,o	7	31						
	22-25 team with Kirkham,Jim - Kirkham,Corinne - Bryant,Jack - Oppenheimer														
26	Swarthout	3/18	N/Reno	SildQ1	494	492	49.80				0.00			**82.64**	
27	Swarthout	3/18	N/Reno	SildQ2	494	438.32	44.36				0.00			**82.64**	930.32
28	Swarthout	3/19	R/Reno	compKO				47	59	w,l	1.50		r	**84.14**	
	28 team with Schaffer - Vernay														
29	Swarthout	3/19	R/Reno	STAside				102	56	56/80 3w	7.02	3	r	**91.16**	
	29 team with Fox - Heymann														
30	Swarthout	3/20	N/Reno	STQ1				45	83	24/80 ow	0.00			**91.16**	

Bridge Play | bbo play | Summary | Partners | sessions | cover | Sheet6 | Sheet7 | Sheet8 | Sheet9 | Sheet10 | Sheet11 | Sheet12 | Sheet ...

Ready Accessibility: Unavailable 100%

2009. Link SESS2009.XLS

no	NAME	date	ty/place	event	ave	score	pct	plus	min	result	points	over	t	year/pts	notes
1	White,Ed	1/10	S/Jackson	strat	108	118	54.63				0.64			**0.64**	
2	White,Ed	1/10	S/Jackson	strat	156	144	46.154				0.00			**0.64**	
3	Temkin	1/22	S/Livonia	STstrat				57	72	41/100 2w	0.38			**1.02**	
	3 team with Kaye - Gardner,Beverly														
4	Chiesa	1/22	S/Livonia	strat	229.5	285	62.09			11/1;44/1	6.67	1		**7.69**	22+8 tables
5	Buchheister	1/23	S/Livonia	strat	325	380.58	58.551			15/2	1.46			**9.15**	
6	Abrams	1/23	S/Livonia	strat	229.5	250.34	54.54			11/2	1.23			**10.38**	
7	Buchheister	1/24	S/Livonia	ST1strat				80	43	54/80 3w	cf 8			**cf 8**	
	7-8 team with Crafton - Winokur														
8	Buchheister	1/24	S/Livonia	ST2strat				59	50	34/60 2w	2.83	5		**13.21**	
9	Smyth,Jim	1/25	S/Livonia	STA1				75	53	45/80 1.5w	0.48			**13.69**	
	9-10 team with Simmer - Simmer														
10	Smyth,Jim	1/25	S/Livonia	STA2				64	60	42/80 2w	0.64			**14.33**	
11	Crafton	1/28	c/bc		84	97	57.74			10/1	1.00			**15.33**	
12	Smith,Mary	1/30	c/bc		132	127.55	48.31			14/8	0.00			**15.33**	
13	Crafton	2/4	c/bc		132	166	62.88			14/2	0.98			**16.31**	
14	Buchheister	2/22	S/FHsom	ST1strat				107	70	52/80 2w	cf 15			**cf 15**	
	14-15 team with Chiesa - ganleyChiesa														
15	Buchheister	2/22	S/FHsom	ST2strat				55	37	37/60 2w	2.96	7-8		**19.27**	
16	Melander	2/25	c/bc		132	152.24	57.67			13/3	0.65			**19.92**	
17	Swarthout	3/12	R/Houston	EdFund	156	178	57.051			15/4	1.02		r	**20.94**	
18	Swarthout	3/13	R/Houston	KO1				29	42	loss	0.00			**20.94**	
	18,19 teams with DeMartino - Taylor														
19	Swarthout	3/13	R/Houston	STside				77	18	93/120 3w	4.22	4	r	**25.16**	
20	Swarthout	3/14	R/Houston	cmpko/con				57	40	win/loss	0.49			**25.65**	
	20-21 team with DeMartino - Taylor														
21	Swarthout	3/14	R/Houston	cmp cons				10	56	2 losses	0.00			**25.65**	
22	Swarthout	3/15	N/Houston	SilRibbQ1	325	346	53.23				cf 25			**cf 25**	
23	Swarthout	3/15	N/Houston	SilRibbQ2	325	365.5	56.23			28/4	(2.00)			**cf 25**	
24	Swarthout	3/16	N/Houston	SilRibbF1	832	1003.5	60.31			65/4-5	(3.15)			**cf 25**	
25	Swarthout	3/16	N/Houston	SilRibbF2	832	807	48.50				16.67	19	p	**42.32**	
26	Swarthout	3/17	R/Houston	KO1-br 2		with	ah	61	10	win	2.93		r	**45.25**	
	Swarthout					with	kl	37	22						
	26-27 team with Allen - Houston; Kleinplatz - Leonard														
27		3/17	R/Houston	KO2-br 2	kl	with	ah	20	31	loss	0.00			**45.25**	
	Swarthout					with	ah	7	34						
28	Swarthout	3/18	R/Houston	cmpkobr2				54	31	2 wins	cf 29			**cf 29**	
	28-29 team with Allen - Huston														
29	Swarthout	3/18	R/Houston	cmpkobr2				37	64	2 losses	8.56	4	g	**53.81**	
30	Swarthout	3/19	N/Houston	IMP-Q1				44.58	43.60		0.00			**53.81**	
31	Swarthout	3/19	N/Houston	IMP-Q2				44.64	26.73	14S	1.27		p	**55.08**	
32	Swarthout	3/20	N/Houston	IMP-F1				39.95	32.34	65/25	0.97		p	**56.05**	
33	Swarthout	3/20	N/Houston	IMP-F2				26.61	38.24		0.00			**56.05**	
34	Swarthout	3/21	N/Houston	NAST - Q		with	br	5	26	2/20 loss					

Bridge Play | bbo play | Summary | Partners | sessions | cover | Sheet6 | Sheet7 | Sheet8 | Sheet9 | Sheet10 | Sheet11 | Sheet12 | Sheet ...

Ready Accessibility: Unavailable 100%

2008. Link SESS2008.XLS

no	NAME	date	ty/place	event	ave	score	pct	plus	min	result	points	over	t	year/pts	notes
1	White,Bob	3/16	R/Detroit	STA1				48	49	40/80 2w	0.88		r	**0.88**	
	1-2 team with Kovacich - Marks														
2	White,Bob	3/16	R/Detroit	STA2				41	34	33/60 2w	0.88		r	**1.76**	
3	Swarthout	5/12	R/FmHls	1KO1		with	sc,w	33	26	-10.2,-1.1	cf 5			**cf 5**	9 teams
					f,sw	with	sc,w	24	46	1w-1l					
4	Fatka	5/13	R/FmHls	1KO2		with	sc,w	29	12	+1.7,-10.3	cf 5			**cf 5**	
	Swarthout					with	sc,f	36	3	2w					
5	Swarthout	5/13	R/FmHls	1KO3		with	f,w	29	27	l	9.99	3-4	g	**11.75**	
	Swarthout					with	f,sc	13	35						
	3-5 team with Swarthout(8/1.99) - Fatka(1.99/8) - Schaeffer - Winokur														
6	Swarthout	5/13	R/FmHls	STside				101	47	67/100 3w	2.73	2	r	**14.48**	
	6 team with Crane - Fatka														
7	Swarthout	5/14	R/FmHls	2KO1		with	n,jm	49	11	2 wins	cf 10			**cf 10**	9 teams
	Swarthout					with	n,rm	51	13	-5.7,-9.9					
8	Swarthout	5/14	R/FmHls	2KO2		with	n,jm	17	19	+1.9,+1.0	cf 10			**cf 10**	
	Swarthout					with	n,rm	16	14	1w-1l					
	7-10 team with Newman,Bert - Monro,Joe - Monro,Rhonda - Treiber(sess 9,10 only)														
9	Swarthout	5/15	R/FmHls	2KO3		with	t,jm	37	13	-15.23	cf 10			**cf 10**	
					n,s	with	t,rm	24	20	win					
10	Swarthout	5/15	R/FmHls	2KO4		with	t,jm	3	23	+2.6	28.57	1	g	**43.05**	
					n,s	with	t,rm	50	5	win					
11	Swarthout	5/16	R/FmHls	3KO1				111	22	-33.4;win	cf 14			**cf 14**	17 teams
12	Swarthout	5/16	R/FmHls	3KO2		-1.1,-14.5		66	28	1w-1l	cf 14			**cf 14**	
	11-14 team with Fatka - Huston														
13	Swarthout	5/17	R/FmHls	3KO3				71	40	-.6;win	cf 14			**cf 14**	
14	Swarthout	5/17	R/FmHls	3KO4		-1.1;-12.6		94	53	1w-1l	17.33	2	g	**60.38**	
15	Swarthout	5/18	R/FmHls	STA1				35	72	25/80 1t	0.22			**60.60**	
	15-16 team with Rosenstein - Temkin														
16	Swarthout	5/18	R/FmHls	STA2				78	38	48/80 2w	0.88			**61.48**	
17	Swarthout	6/2	R/Toledo	1KO1				113	38	2 wins	cf 21			**cf 22**	11 teams
18	Swarthout	6/2	R/Toledo	1KO2				61	48	2 wins	cf 21			**cf 22**	(+11)
	17,18.20,21 team with Bitterman - Chiesa														
19	Fatka	6/2	R/Toledo	1ST1				71	43	51/80 3w	cf 22			**cf 22**	13 teams
	19,22 team with Chiesa - Swarthout														
20	Swarthout	6/3	R/Toledo	1KO3				75	22	win	cf 21			**cf 22**	
21	Swarthout	6/3	R/Toledo	1KO4				49	59	loss	21.98	2	g	**cf 22**	
22	Fatka	6/3	R/Toledo	1ST2				78	16	61/80 3w	6.04	2	g	**89.50**	
23	Swarthout	6/4	R/Toledo	2KO1				50	75	1w-1l	cf 27			**cf 28**	9 teams
24	Swarthout	6/4	R/Toledo	2KO2				51	44	2w	cf 27			**cf 28**	(+9,9)
	23,24,26,27 team with Fatka - Leon														
25	Swarthout	6/4	R/Toledo	2ST1				80	47	52/80 3w	cf 28			**cf 28**	12 teams
	25,28 team with Fatka - Leon														
26	Swarthout	6/5	R/Toledo	2KO3				55	33	w	cf 27			**cf 28**	
27	Swarthout	6/5	R/Toledo	2KO4				41	34	w	45.59	1	g	**cf 28**	

Bridge Play | Summary | Partners | sessions | cover | Sheet6 | Sheet7 | Sheet8 | Sheet9 | Sheet10 | Sheet11 | Sheet12 | Sheet13 | Sheet1 ...

Ready Accessibility: Unavailable 100%

2007. Link SESS2007.XLS

no	NAME	date	ty/place	event	ave	score	pct	plus	min	result	points	over	t	year/pts	notes
1	Bryant	1/21	S/AnnArbor	ST1strat				102	28	63/80 3w	cf 2			**cf 2**	
	1-2 team with Crafton - Kasle,Denis														
2	Bryant	1/21	S/AnnArbor	ST2strat				60	27	51/80 3w	10.34	2-3		**10.34**	7 bds/match
3	Lippitt	2/15	S/FHsom	strat	156	149	47.76				0.00			**10.34**	
4	Swarthout	2/15	S/FHsom	STstrat				94	31	75/100 5w	7.00	1		**17.34**	5 bds/match
	4 team with Leonard - Lippitt														
5	Swarthout	2/16	S/FHsom	strat	108	136.49	63.19			11/1;43/3	3.56	3		**20.90**	
6	Swarthout	2/17	S/FHsom	strat	108	126.79	58.70			11/1	1.83			**22.73**	
7	Swarthout	2/17	S/FHsom	strat	132	134.5	50.947			13/6	0.00			**22.73**	
8	Swarthout	2/18	S/FHsom	ST1strat				137	5	74/80 4w	cf 9			**cf 9**	
	8-9 team with Maddox,Marilyn - Maddox,Myles														
9	Swarthout	2/18	S/FHsom	ST2strat				43	38	33/60 2w	14.00	1		**36.73**	8 bds/match
10	Fatka	2/25	S/Flint	ST1strat				132	31	68/80 3w	cf 11			**cf 11**	
	10-11 team with Rosenstein - Temkin														
11	Fatka	2/25	S/Flint	ST2strat				66	15	48/60 3w	7.75	1		**44.48**	7 bds/match
12		3/8	R/StLouis	EFKO1	c,l	with	d,e	52	30	win	cf 16			**cf 16**	
	Swarthout					with	d,e	57	17						
	12,13,16 team with Davis - Ellis; Carteaux - Linhart														
13		3/9	R/StLouis	EFKO2	c,l	with	d,e	15	20	win	cf 16			**cf 16**	
	Swarthout					with	d,e	28	17						
14	Swarthout	3/9	R/StLouis	KO1				29	31	loss	0.00			**cf 16**	
	14 team with Maddox,Marilyn - Maddox,Myles														
15	Swarthout	3/9	R/StLouis	STstrat				51	24	50/80 3w	0.60		r	**cf 16**	6 bds/match
	15 team with Maddox,Marilyn - Maddox,Myles														
16		3/10	R/StLouis	EFKO3	c,l	with	d,e	11	31	loss	18.79	3-4	g	**63.87**	
	Swarthout					with	d,e	19	33						
17	Swarthout	3/10	R/StLouis	compKO1	br 2			47	54	1W-1L	0.63		r	**64.50**	
	17 team with Maddox,Marilyn - Maddox,Myles														
18	Swarthout	3/10	R/StLouis	STstrat				52	49	41/80 2w	0.40		r	**64.90**	6bds/match
	18 team with Maddox,Marilyn - Maddox,Myles														
19	Swarthout	3/11	N/StLouis	Vanderbilt		with	ek,rk	25	65	loss	0.00			**64.90**	
	Swarthout					with	b,rk	33	53						
	19-22 team with Bryant(1.9) - Kent,Ellen(1.25) - Kent,Robert(2.5) - Swarthout (2.5)														
20		3/11	N/StLouis	Vanderbilt	b,s	with	ek,rk	49	9	win	1.90		p	**66.80**	
	Swarthout					with	b,rk	35	46						
21	Swarthout	3/12	N/StLouis	Vanderbilt		with	ek,rk	7	23		cf 22			**cf 22**	
	Bryant					with	ek,rk	36	48						
22	Swarthout	3/12	N/StLouis	Vanderbilt		with	b,rk	16	42	loss	0.00			**66.80**	
					b,s	with	ek,rk	1	51						
23	Swarthout	3/13	R/StLouis	KO1(br2)				22	47	1w-1l	cf 26			**cf 33**	
24	Swarthout	3/13	R/StLouis	KO2(br2)				91	23	win	cf 26			**cf 33**	
	23,24,26 team with Gordon - Haack														
25	Swarthout	3/14	R/StLouis	mornKO1		with	c,l	20	12	1w-1l	cf 33			**cf 33**	
	Swarthout					with	a,s	31	35						

Bridge Play | Summary | Partners | sessions | cover | Sheet6 | Sheet7 | Sheet8 | Sheet9 | Sheet10 | Sheet11 | Sheet12 | Sheet13 | Sheet1 ...

Ready Accessibility: Unavailable 100%

2006. Link SESS2006.XLS

no	NAME	date	ty/place	event	ave	score	pct	plus	min	result	points	over	t	year/pts	notes
1	Swarthout	1/21	S/AnnArbor	ST1strat				105	17	66/80 4w	cf 2			**cf 2**	32 teams
2	Swarthout	1/21	S/AnnArbor	ST2strat				76	67	44/80 3w	11.16	1-2		**11.16**	+9
	1-2 team with Graham - Leon														
3	Swarthout	1/22	S/AnnArbor	ST1strat				68	50	50/80 3w	0.78			**11.94**	43 teams
4	Swarthout	1/22	S/AnnArbor	ST2strat				62	63	40/80 2w	0.52			**12.46**	+7
	3-4 team with Rosenstein - Temkin														
5	Schaeffer	2/16	S/FHsom	strat	283.5	367.62	64.84				7.17	1		**19.63**	
6	Swarthout	2/16	S/FHsom	STstrat				70	8	75/100 5w	6.33	1		**25.96**	
	6 team with Giordano - Tessler														
7	Swarthout	2/17	S/FHsom	STstrat				44	63	48/100 3w	0.57			**26.53**	
	7 team with Hirschman, Marty - White,Ed														
8	Swarthout	2/18	S/FHsom	strat	325	321	49.38			14/6	0.33			**26.86**	
9	Swarthout	2/18	S/FHsom	STstrat				73	57	59/100 4w	1.58	5		**28.44**	
	9 team with Cunningham,Clarke - Leon														
10	Swarthout	2/19	S/FHsom	ST(2)strat		with	g,l	61	41	37/60 2w	0.60			**29.04**	
					c,cg	with	g,l	35	9	27/40 1w	(.30)				
	Swarthout					with	c,cg	23	29	18/40 1w	0.30			**29.34**	
	10 team with Graham - Leon; Chiesa - ganleyChiesa														
11	Swarthout	2/26	S/Flint	ST1strat				50	36	45/80 2w	cf 12			**cf 12**	
12	Swarthout	2/26	S/Flint	ST2strat				103	24	61/80 4w	4.22	4		**33.56**	
	11-12 team with Chiesa - Graham														
13	Swarthout	3/4	GNT1	KO1				44	81	12/40 1w	0.73		r	**34.29**	
14	Swarthout	3/4	GNT2	KO2				36	89	6/40 0w	0.00			**34.29**	
	13-14 team with Chiesa - Graham														
15	Swarthout	3/19	S/Toledo	ST1strat				77	22	58/80 4w	cf 16			**cf 16**	
16	Swarthout	3/19	S/Toledo	ST2strat				58	32	40/60 2w	9.00	1		**43.29**	
	15-16 team with Owens,Chris - Owens,Gene														
17	Swarthout	3/30	N/Dallas	EFKO1		with	h,mu	6	24	loss	0.00			**43.29**	
	Swarthout					with	k,ma	23	23						
	17 team with Hunter - Mukherjee; Kaye - Margulis														
18	Swarthout	3/31	N/Dallas	OQ1	494	523.64	53.00			28/6	1.64		p	**44.93**	
19	Swarthout	3/31	N/Dallas	OQ2	494	433.2	43.846			28/?	0.00			**44.93**	966.84
20	Swarthout	4/1	R/Dallas	KOcomp				50	35	1w-1l	0.60		r	**45.53**	
	20 team with Katz,Mike - Wieland														
21	Swarthout							77	52	50/80 3w	0.60		r	**46.13**	
	21 team with Katz,Mike - Wieland														
22	Reygadas	4/2	N/Dallas	Vand1a		with	b,m	21	33	loss	0.00			**46.13**	
	Swarthout					with	r,m	20	28						
	22-23 team with Barrett - Marquardt														
23	Reygadas	4/2	N/Dallas	Vand1b		with	b,m	14	57	loss	0.00			**46.13**	
	Swarthout					with	b,m	39	30						
24	Swarthout	4/3	R/Dallas	KOcm+con				79	47	1w-1l	0.41		r	**46.54**	
	24-25 team with Alioto - Cappelli														
25	Swarthout	4/3	R/Dallas	KOcmcon				20	32	2l	0.00			**46.54**	

Bridge Play | Summary | Partners | sessions | cover | Sheet6 | Sheet7 | Sheet8 | Sheet9 | Sheet10 | Sheet11 | Sheet12 | Sheet13 | Sheet1 ...

Ready Accessibility: Unavailable 100%

2005. Link SESS2005.XLS

no	NAME	date	ty/place	event	ave	score	pct	plus	min	result	points	over	t	year/pts	notes
1	Swarthout	1/9	S/Jackson	ST1strat				95	33	63/80 3w	cf 2			cf 2	
2	Swarthout	1/9	S/Jackson	ST2strat				51	22	36/60 1w	8.50	1		8.50	24 teams
	1-2 team with Owens,Chris - Owens, Gene														
3	Bolton	1/12	c/bc		84	99.5	59.23			11/3	0.55			9.05	
4		1/22	S/AnnArbor	ST1strat	gh	with	bp	6	17	5/20 loss	cf 4			cf 4	20+5 teams
	Graham					with	bp	126	25	58/60 3w					
	4-5 with Graham(5.62/.94) - Blekherman(6.56) - Peters(6.56) - Herstein(0.00)														
5	Graham	1/22	S/AnnArbor	ST2strat		with	bp	59	31	41/60 3w	5.62	2		14.67	
6	Swarthout	1/23	S/AnnArbor	ST1strat				76	41	51/80 3w	cff 7			cf 7	36+11teams
7	Swarthout	1/23	S/AnnArbor	ST2strat				53	35	36/60 1.5w	2.96	6-7		17.63	
	6-7 team with Hirschman,Sam - Schaeffer														
8	Hirschman,M.	2/7	c/bc		132	167.95	63.62			12/1;25/1	1.30			18.93	
9	Swarthout	2/17	S/FHsom	strat	108	138	63.89			10/2;64/3	4.97	3		23.90	
10	Swarthout	2/17	S/FHsom	STstrat				67	34	61/100 3w	0.57			24.47	
	10 team with Chiesa - Graham														
11	Charfoos	2/18	S/FHsom	strat	108	117	54.17			12/4	0.64			25.11	
12	Swarthout	2/18	S/FHsom	strat	156	171	54.81			16/5-6	0.40			25.51	
13	Swarthout	2/19	S/FHsom	strat	156	202	64.74			19/2;75/2	7.37	2		32.88	
14	Swarthout	2/19	S/FHsom	strat	108	123	56.94			11/3	0.88			33.76	
15	Swarthout	2/20	S/FHsom	ST1strat				72	64	42/80 2w	0.52			34.28	40+6(11)tms
16	Swarthout	2/20	S/FHsom	ST2strat				74	50	46/80 2w	0.52			34.80	
	15-16 team with Crane - Tessler														
17	Swarthout	2/27	S/Flint	ST1strat				107	13	72/80 4w	cf 18			cf 18	
18	Swarthout	2/27	S/Flint	ST2strat				51	38	35/60 2w	8.53	1-2		43.33	
	17-18 team with Chiesa - Graham														
19	Swarthout	3/4	S/Toledo	STstrat				30	87	20/80 1w	0.23			43.56	
	19 team with Crane - Tessler														
20	Priebe	3/11	N/Pitt	KO1br2		with	gp	31	14	win	cf 22			cf 22	
	Priebe					with	fk	19	19						
	20-22 team with Gordon - Peckett; Fontaine - Kopelman														
21	Priebe	3/11	N/Pitt	KO2br2		with	fk	23	13	win	cf 22			cf 22	
					gp	with	fk	6	7						
22	Priebe	3/12	N/Pitt	KO3br2		with	gp	14	24	loss	17.64	3-4	g	61.20	
					gp	with	fk	9	30						
23	Seals	3/12	N/Pitt	ST				45	45	52/120 1w	0.20			61.40	
	23 team with Bacon,Barbara - Smith,Roger														
24	Chiesa	3/13	N/Pitt	Vand1				58	38	win	2.50		p	63.90	
25	Smith,Roger	3/14	N/Pitt	mKO1				38	65	loss	0.00			63.90	
	25 team with Anderson - Rankin														
26	Chiesa	3/14	N/Pitt	Vand2a				50	43		cf 27			cf 27	
27	Chiesa	3/14	N/Pitt	Vand2b				41	88	loss	0.00			63.90	
	24,26,27 team with Bitterman - Graham														
28		3/15	N/Pitt	KO1	bg	with	fm	17	56	loss	0.00			63.90	
	Chiesa					with	bg	23	19						

Bridge Play | Summary | Partners | sessions | cover | Sheet6 | Sheet7 | Sheet8 | Sheet9 | Sheet10 | Sheet11 | Sheet12 | Sheet13 | Sheet1 ...

Ready Accessibility: Unavailable 100%

2004. Link SESS2004.XLS

no	NAME	date	ty/place	event	ave	score	pct	plus	min	result	points	over	t	year/pts	notes
1	Parnes,Gord	1/7	S/FHmba	STstrat				86	32	71/100 4w	3.94	3		**3.94**	
	1 team with Schaeffer - Schubiner														
2	Smith,Mary	1/7	S/FHmba	BAMstrat	13.5	17.5	64.81				2.32	5		**6.26**	
	2 team with Parnes,Gordon - Parnes,Susan														
3	Temkin	1/8	S/FHmba	strat	325	385	59.23			29/3	1.63			**7.89**	
4	Schaeffer	1/8	S/FHmba	strat	229.5	267.5	58.28			22/4;44/5	2.00	5		**9.89**	
5	Chiesa	1/9	S/FHmba	strat	351	420	59.83			30/4	1.17			**11.06**	
6	Swarthout	1/9	S/FHmba	STstrat				64	64	51/100 3w	0.57			**11.63**	
	6 team with Marcus,Danny - Temkin														
7	Fatka	1/10	S/FHmba	STA1				39	48	39/80 3w	cf 8			**cf 8**	
8	Fatka	1/10	S/FHmba	STA2				84	46	55/80 3w	4.51	5		**16.14**	
	7-8 team with Rosenstein - Temkin														
9	Hirschman,M.	1/12	c/bc		84	93.36	55.57			10/2	0.70			**16.84**	
10	Okun	1/19	c/bc		84	104	61.90			11/2	0.77			**17.61**	
11	Kaye	1/21	c/bc		84	110	65.48			12/1	1.20			**18.81**	
12	Shevitz	1/26	c/bc		84	100.5	59.82			10/2-3	0.60			**19.41**	
13	Dillon	1/28	c/bc		84	107	63.69			12/2-3	0.72			**20.13**	
14	Becher	2/2	c/bc		84	102	60.71			12/2	0.84			**20.97**	
15	Smith,Mary	2/9	c/bc		108	144.23	66.77			12/1	1.20			**22.17**	
16	Hirschman,M.	2/11	c/bc		84	112.32	66.86			9/1	0.90			**23.07**	
17	Smith,Mary	2/16	c/bc		84	97	57.74			12/2	0.84			**23.91**	
18	Swarthout	2/19	S/FHsom	strat	351	397.44	56.62			11/4	0.64			**24.55**	
19		3/18	N/Reno	EFKO1	lw	with	ck	45	29	win	0.63		r	**25.18**	
	Linhart					with	ck	26	32						
	19-20 team with Cappelli(-/1.25),Kaye(-/1.25),Linhart(.63/.62),White(-/.63)														
20	Kaye	3/19	N/Reno	EFKO2		with	lw	35	35	loss	0.00			**25.18**	
	Cappelli					with	lw	13	64						
21	Grover	3/19	N/Reno	OQ1	325	330	50.77			30/?	0.00			**25.18**	
22	Grover	3/19	N/Reno	OQ2	325	331.63	51.02			30/?	0.00			**25.18**	carry 19.95
23	Grover	3/20	N/Reno	OF1	663	697	52.56			52/20	1.02		p	**26.20**	
24	Grover	3/20	N/Reno	OF2	663	666.5	50.26			52/?	0.00			**26.20**	
25	Retek	3/21	N/Reno	STA1		with	ls	19	2	2w 27/40	0.72		r	**26.92**	
	Fleming					with	ls	8	16	0w 6/20	0.00			**26.92**	
					(fr	with	ls)	21	13	1w 14/20	(.36)				
	25-26 team with Fleming, Lafferty, Retek, Steinberg														
26	Steinberg	3/21	N/Reno	STA2		with	fr	61	106	2w 33/80	0.72		r	**27.64**	
27	Sensoli	4/1	S/FHmba	STstrat				87	21	4w 70/100	4.93	2-3		**32.57**	
	27 team with Cappelli - Lippitt														
28	Sensoli	4/1	S/FHmba	BAMstrat	13	17	65.38			28/4	3.48	4		**36.05**	
	28 team with Cappelli - Lippitt														
29	Swarthout	4/2	S/FHmba	strat	325	364.5	56.08			16/3	1.09			**37.14**	
30	Kaye	4/2	S/FHmba	strat	325	353.89	54.44			15/2	1.46			**38.60**	
31	Swarthout	4/3	S/FHmba	strat	325	398.06	61.24			16/1	2.17	6		**40.77**	overall 1.98

Bridge Play | Partners | Summary | sessions | cover | Sheet6 | Sheet7 | Sheet8 | Sheet9 | Sheet10 | Sheet11 | Sheet12 | Sheet13 | Sheet1 ...

Ready Accessibility: Unavailable 100%

2003. Link SESS2003.XLS

no	NAME	date	ty/place	event	ave	score	pct	plus	min	result	points	over	t	year/pts	notes
1	Webber	1/16	S/FHmba	STstrat				68	32	60/100 3w	1.97	6-7		1.97	
	1 team with Maddox,Marilyn - Maddox,Myles														
2	Schaeffer	1/16	S/FHmba	BAMstrat	13	15.5	59.62				2.19	5/7		4.16	
	2 team with Hirschman,Marty - White,Ed														
3	Webber	1/17	S/FHmba	strat	325	398.5	61.31				2.85	5		7.01	
4	Webber	1/17	S/FHmba	strat	283.5	360.63	63.60				5.63	2		12.64	
5	Webber	1/18	S/FHmba	strat	325	434.5	66.846				9.50	1		22.14	
6	Kaye	1/18	S/FHmba	STstrat				55	49	54/100 3w	0.57			22.71	
	6 team with Aydin - Leonard														
7	Webber	1/19	S/FHmba	STA1				36	92	23/80 1w	0.39			23.10	
	7 team with Tracy - Wise														
8	Webber	2/20	S/FHsom	strat	108	142.44	65.94			12/1;72/1	9.83	1		32.93	
9	Webber	2/20	S/FHsom	STstrat				46	32	57/100 4w	0.76			33.69	
	9 team with Maddox,Marilyn - Maddox,Myles														
10	Kaye	2/21	S/FHsom	strat	108	129.5	59.954			11/2	1.23			34.92	
11	Kaye	2/21	S/FHsom	strat	276	317	57.43			13/2;52/5	2.43	5		37.35	
12	Webber	2/22	S/FHsom	strat	108	105	48.61			11/6	0.00			37.35	
13	Webber	2/22	S/FHsom	strat	229.5	247.5	53.92			20/5	0.50			37.85	
14	Webber	2/23	S/FHsom	ST1strat				55	46	44/80 3w	cf 15			cf 15	
15	Webber	2/23	S/FHsom	ST2strat				99	24	55/80 2w	2.70	6-7		40.55	
	14-15 team with Maddox,Marilyn - Maddox,Myles														
16	Webber	3/2	S/Flint	ST1strat				76	25	59/80 3w	cf 17			cf 17	
17	Webber	3/2	S/Flint	ST2strat				82	30	59/80 3w	11.00	1		51.55	
	16-17 team with Graham - Leon														
18		3/6	N/Phil	EFKO1	bs	with	kw	28	34	1w-1l	0.31		r	51.86	
	Alioto					with	kw	19	6						
	18-19 team with Benson-Schroeder; Kaye-White(.63)														
19		3/7	N/Phil	EFKO2	bs	with	kw	12	30	loss	0.00			51.86	
	Alioto					with	kw	19	41						
20	Linhart	3/7	N/Phil	KO1				36	42	loss	0.00			51.86	
	20 team with Carteaux - Huston														
21	Linhart	3/7	N/Phil	BAMstrat	12	18.5	77.08			22/1;44/1-2	7.89	1-2	r	59.75	
	21 team with Carteaux - Huston														
22	Linhart	3/8	N/Phil	compKO				19	34	loss	0.00			59.75	
	22 team with Carteaux-Huston														
23	Linhart	3/8	N/Phil	cmpKOcon				61	54	w,w,l	7.85	2	r	67.60	
	23 team with Carteaux-Huston														
24	Burger,Suzy	3/9	N/Phil	2KO1				41	27	win	cf 27			cf 32	
25	Burger,Suzy	3/9	N/Phil	2KO2				48	33	win	cf 27			cf 32	
	24,25,27 team with Hirschman,Marty - Jaffe														
26	Jaffe	3/10	N/Phil	mornKO1		with	cs	27	25	win	cf 32			cf 32	
	Alioto					with	cs	24	21						

Bridge Play | Summary | Partners | sessions | cover | Sheet6 | Sheet7 | Sheet8 | Sheet9 | Sheet10 | Sheet11 | Sheet12 | Sheet13 | Sheet1 ...

Ready Accessibility: Unavailable 100%

2002. Link SESS2002.XLS

no	NAME	date	ty/place	event	ave	score	pct	plus	min	result	points	over	t	year/pts	notes
no	NAME	date	ty/place	event	ave	score	pct	plus	min	result	points	over	t	year/pts	notes
1	Webber	1/3	S/FHmba	Ststrat				79	32	67/100 3w	6.13	2		**6.13**	
	1 team with Newman,Bert - Dillon,Gerald														
2	Schaeffer	1/3	S/FHmba	BAMstrat	12	15	62.50				3.12	4-5		**9.25**	
	2 team with Webber - Winokur														
3	Kaye	1/4	S/FHmba	strat	229.5	277	60.349				1.74	6		**10.99**	
4	Webber	1/4	S/FHmba	strat	229.5	264	57.52			24/8	0.35			**11.34**	
5	Webber	1/5	S/FHmba	strat	162	184.85	57.052			15/1	2.08			**13.42**	156/178 fact
6	Schaeffer	1/5	S/FHmba	Ststrat				49	38	54/100 3w	1.10	6-8		**14.52**	
	6 team with Parnes,Gordon - Parnes,Susan														
7	Marcus,Danny	1/6	S/FHmba	STA1				43	48	30/60 2w	0.68			**15.20**	
8	Marcus,Danny	1/6	S/FHmba	STA2				56	62	29/60 2w	0.68			**15.88**	
	7-8 team with Rosenstein - Temkin														
9	Temkin	1/13	S/Jackson	ST1strat				95	41	86/120 3w	cf 10			**cf 10**	
10	Temkin	1/13	S/Jackson	ST2strat				73	28	65/90 2w	4.78	3		**20.66**	
	9-10 team with DeWitt - Graham														
11	Temkin	2/14	S/FHsom	strat	162	182.25	56.25			15/4	0.73			**21.39**	156/178.5 fct
12	Webber	2/14	S/FHsom	STstrat				85	44	66/100 4w	3.80	4		**25.19**	
	12 team with Maddox,Marilyn - Maddox,Myles														
13	Kaye	2/15	S/FHsom	strat	156	178.5	57.21			15/3	1.04			**26.23**	
14	Webber	2/15	S/FHsom	strat	162	199.38	61.54			15/1	4.12	3		**30.35**	156/192 fact
15	Schaeffer	2/16	S/FHsom	strat	108	126	58.33			11/2	1.28			**31.63**	
16	Chiesa	2/16	S/FHsom	strat	156	167.23	53.60			13/5	0.38			**32.01**	132/141.5 fct
17	Webber	2/17	S/FHsom	ST1strat				54	27	53/80 4w	cf 18			**cf 18**	
18	Webber	2/17	S/FHsom	ST2strat				92	48	55/80 3w	11.25	2		**43.26**	
	17-18 team with Maddox,Marilyn - Maddox,Myles														
19	Webber	3/3	S/Flint	ST1strat				93	22	65/80 4w	cf 20			**cf 20**	
20	Webber	3/3	S/Flint	ST2strat				49	37	35/60 2.5w	8.53	1-2		**51.79**	
	19-20 team with Rosenstein - Temkin														
21	Kaye	3/8	S/Toledo	strat	156	162	51.92			18/6	0.39			**52.18**	
22	Winokur	3/9	S/Toledo	strat	229.5	235	51.20			12/4	0.64			**52.82**	
23	Winokur	3/10	S/Toledo	ST1strat		with	ba,h	3	26	2/30 loss	cf 24			**cf 24**	
	Winokur					with	ba,br	29	26	20/30 win					
	Bachelder					with	br,h	60	0	57/60 2w					
24	Winokur	3/10	S/Toledo	ST2strat		with	br,h	6	12	8/30 loss	7.69	2		**60.51**	
	Winokur					with	ba,h	30	6	29/30 win					
	Winokur					with	ba,br	57	10	57/60 2w					
	23-24 team with Winokur(5.77/-),Bachelder(1.92/4.81),Brinker(5.77),Harlow(4.81)														
25	Webber	4/4	S/FHmba	STstrat				78	14	74/100 4.5	7.25	2		**67.76**	
	25 team with Hirschman,Marty - White,Ed														
26	Schaeffer	4/4	S/FHmba	BAMstrat	13.5	16	59.26				2.43	4-7		**70.19**	
	26 team with Hirschman,Marty - White,Ed														
27	Leonard	4/5	S/FHmba	strat	325	420	64.62			15/1	5.16	3		**75.35**	

Bridge Play | Summary | Partners | sessions | cover | Sheet6 | Sheet7 | Sheet8 | Sheet9 | Sheet10 | Sheet11 | Sheet12 | Sheet13 | Sheet1 ...

Ready Accessibility: Unavailable 100%

2001. Link SESS2001.XLS

no	NAME	date	ty/place	event	ave	score	pct	plus	min	result	points	over	t	year/pts	notes
1	Schaeffer	1/4	S/FHmba	STstrat				83	1	79/100 5w	7.50	1		**7.50**	
	1 team with Hirschman,Marty - White,Ed														
2	Schaeffer	1/4	S/FHmba	BAMstrat	13.5	18	66.67			22/3	4.33	3		**11.83**	
	2 team with Hirschman,Marty - White,Ed														
3	Schaeffer	1/5	S/FHmba	strat	108	123	56.94			13/4	0.67			**12.50**	
4	Schaeffer	1/5	S/FHmba	strat	156	176.5	56.57			19/4	0.85			**13.35**	
5	Scheppele	1/6	S/FHmba	strat	108	110	50.93				0.00			**13.35**	
6	Schaeffer	1/6	S/FHmba	strat	156	137.5	44.07				0.00			**13.35**	
7	Temkin	1/7	S/FHmba	STA1				75	55	36/60vp 2w	0.68			**14.03**	
8	Temkin	1/7	S/FHmba	STA2				60	82	24/60vp 1w	0.34			**14.37**	
	7-8 team with Alioto-Cappelli														
9	Schaeffer	2/8	S/FHsmba	strat	162	151.5	46.76			11/?	0.00			**14.37**	
10	Schaeffer	2/8	S/FHsmba	STstrat				54	41	57/100vp 4	0.76			**15.13**	
	10 team with Hirschman,Marty - Marcus,Bobbie														
11	Schaeffer	2/9	S/FHsmba	strat	108	140	64.81			10/1;60/1	8.33	1		**23.46**	40tbls tot
12	Schaeffer	2/9	S/FHsmba	strat	108	125.44	58.07			12/2	1.28			**24.74**	
13	Parnes,Gord.	2/10	S/FHsmba	strat	156	186.5	59.78			15/2	1.46			**26.20**	
14	Parnes,Gord.	2/10	S/FHsmba	strat	108	142.25	65.86			12/1;48/2	5.50	2		**31.70**	
15	Weiner,Judi	2/11	S/FHsmba	ST1strat				54	91	26/80vp 1w	0.26			**31.96**	
16	Weiner,Judi	2/11	S/FHsmba	ST2strat				114	20	68/80vp 4w	1.04			**33.00**	
	15-16 team with Weiner,Howard - Crafton														
17		2/25	S/Sfld	GNTunit	pp	with	hs	16	24	14/40vp 0w	0.00			**33.00**	
	Parnes,Gord.					with	hs	28	48	14/40vp 1w	0.26		r	**33.26**	
	17 team with Hirschman,Marty - Schaeffer - Parnes,Susan(0.00)														
18	Schaeffer	3/2	S/Flint	strat	229.5	229.5	50.00			?	0.00			**33.26**	
19	Schaeffer	3/2	S/Flint	strat	229.5	235.97	51.41			24/10	0.29			**33.55**	
20	Smith	3/4	S/Flint	ST1bracka				36	65	23/60vp 1.5	0.51			**34.06**	
21	Smith	3/4	S/Flint	ST2bracka				80	60	34/60vp 2w	0.68			**34.74**	
	20-21 team with Rosenstein - Temkin														
22	Schaeffer	3/29	S/FHmba	STstrat				42	51	44/100 1w	0.19			**34.93**	
	22 team with Hirschman,Marty - White,Ed														
23	Schaeffer	3/29	S/FHmba	BAMstrat	13.5	17	62.96				3.34	3-5		**38.27**	
	23 team with Hirschman,Marty - White,Ed														
24	Crafton	3/30	S/FHmba	strat	229.5	257.5	56.10			22/5-6	0.49			**38.76**	
25	Crafton	3/31	S/FHmba	strat	156	169.5	54.33			14/5	0.40			**39.16**	
26	Hirschman,M.	4/1	S/FHmba	ST(2)		with	pp	56	35	29/40 2w	0.60			**39.76**	
	Parnes,G.			bracketed		with	hs	36	63	9/40 0w	0.00			**39.76**	
	Parnes,S.					with	hs	15	3	15/20 1w	0.30			**40.06**	
	26 team with Hirschman,Marty - Schaeffer - Parnes,Gordon - Parnes,Susan (others 1-1 46-15 26/40 .30)														
27	Parnes,G.	4/28	R/Lans	GNTdst1		with	hs	63	32	53/80 3w	cf 30			**cf 30**	
28		4/28	R/Lans	GNTdst2	hs	with	pp	34	6	31/40 2w	cf 30			**cf 30**	

Bridge Play | Summary | Partners | sessions | cover | Sheet6 | Sheet7 | Sheet8 | Sheet9 | Sheet10 | Sheet11 | Sheet12 | Sheet13 | Sheet1 ...

Ready Accessibility: Unavailable 100%

2000. Link SESS2000.XLS

no	NAME	date	ty/place	event	ave	score	pct	plus	min	result	points	over	t	year/pts	notes
1	Crane	1/5	c/aabc		48	59.5	61.98			10/1 how	1.00	1		**1.00**	
2	Temkin	1/9	S/Jackson	ST1				103	43	83/120 3w	cf 3			**cf 3**	
3	Temkin	1/9	S/Jackson	ST2				39	31	54/90 2w	4.06	3-4		**5.06**	
	2-3 team with Benedict-Ferch														
4	Leon	2/10	S/FHsom	strat	108	125	57.87			11/4	0.61			**5.67**	
5	Schaeffer	2/10	S/FHsom	STstrat				144	7	89/100 5w	9.50	1		**15.17**	
	5 team with Hirschman,Marty - Marcus, Bobbie														
6	Sensoli	2/11	S/FHsom	strat	162	225.87	69.71			15/1;80/1	11.00	1		**26.17**	
7	Schaeffer	2/11	S/FHsom	strat	108	124.5	57.64			11/2	1.23			**27.40**	
8	Schaeffer	2/12	S/FHsom	strat	108	106.06	49.10			12/?	0.00			**27.40**	
9	Schaeffer	2/12	S/FHsom	strat	156	147	47.12			16/?	0.00			**27.40**	
10	Chiesa	2/13	S/FHsom	STA1				70	39	52/80 3w	cf 11			**cf 11**	
11	Chiesa	2/13	S/FHsom	STA2				53	62	35/80 1w	4.35	4		**31.75**	
	10-11 team with Crafton-Weiner,Howard														
12	Hirschman,M.	2/16	c/bc	jun. fund	132	194.5	73.67			15/1;30/1	4.17	1		**35.92**	
13	Swarthout	2/27	S/Flint	ST1strat				80	51	82/120 3w	cf 14			**cf 14**	
14	Swarthout	2/27	S/Flint	ST2strat				65	19	64/90 2w	4.16	4-5		**40.08**	
	13-14 team with Rosenstein-Temkin														
15	Graham	3/15	R/Cinci	charity	156	178	57.051			16/4	1.06		R	**41.14**	
16	Hirschman,M.	3/16	N/Cinci	OQ1	832	830.5	49.91				cf 19			**cf 19**	total 1816.5
17	Hirschman,M.	3/16	N/Cinci	OQ2	832	986	59.255				cf 19			**cf 19**	carry 64.73
18	Hirschman,M.	3/17	N/Cinci	O1	832	888	53.37				cf 19			**cf 19**	total 1710.9
19	Hirschman,M.	3/17	N/Cinci	O2	832	822.9	49.453				9.43	48	pl	**50.57**	gr tot 1775.63
20	Huston	3/18	N/Cinci	STQ1				50	69	34/80 2w	1.06			**51.63**	
21	Huston	3/18	N/Cinci	STQ2				67	37	49/80 2w	1.06			**52.69**	
	20-21 team with Bitterman-Graham														
22	Huston	3/19	R/Cinci	STA1				67	57	69/120 2.5	0.90			**53.59**	
23	Huston	3/19	R/Cinci	STA2				44	41	53/120 1w	0.36			**53.95**	
	22-23 team with Bitterman-Graham														
24	Bryant	3/25	S/Sfld	GNTunit				65	65	41/90 1w	0.34		R	**54.29**	
	24 team with Chiesa-Graham														
25	Temkin	3/30	S/FHmba	STstrat				56	74	48/100 3w	0.57			**54.86**	
	25 team with Hirschman,Marty - White,Ed														
26	Bryant	3/30	S/FHmba	BAMstrat	12	15	62.50				2.18	6		**57.04**	
	26 team with Hirschman,Marty - White,Ed														
27	Schaeffer	3/31	S/FHmba	strat	229.5	279	60.78				6.00	2		**63.04**	
28	Schaeffer	3/31	S/FHmba	strat	156	186.5	59.78				3.16	4		**66.20**	
29	Schaeffer	4/1	S/FHmba	strat	229.5	227	49.46				0.00			**66.20**	
30	Schaeffer	4/1	S/FHmba	STstrat				50	44	52/100 3w	0.57			**66.77**	
	30 team with Hirschman,Marty - Marcus,Bobbie														
31	Hirschman,S.	4/2	S/FHmba	STA1				66	54	47/90 1w	cf 32			**cf 32**	
32	Hirschman,S.	4/2	S/FHmba	STA2				55	40	55/90 2w	4.96	4		**71.73**	
	31-32 team with Graham - Leon														
33	Bryant	4/8	R/Lansing	GNTko1a		with	cg	62	73		cf 34			**cf 34**	

Bridge Play | Summary | Partners | sessions | cover | Sheet6 | Sheet7 | Sheet8 | Sheet9 | Sheet10 | Sheet11 | Sheet12 | Sheet13 | Sheet1 ...

Ready Accessibility: Unavailable 100%

1999. Link SESS99.XLS

no	NAME	date	ty/place	event	ave	score	pct	plus	min	result	points	over	t	year/pts	notes
1	Swarthout	1/14	S/FHmba	STstrat				54	43	52/100 2w	0.38			**0.38**	
	1 team with Hirschman,Marty-White,Ed														
2	Bryant	1/14	S/FHmba	BAMstrat	13	20	76.92				7.33	1		**7.71**	30(10,10,10)
	2 team with Hirschman,Marty-White,Ed														
3	Winokur	1/15	S/FHmba	strat	325	379.82	58.43			30/4	1.23			**8.94**	
4	Schaeffer	1/16	S/FHmba	strat	325	288.5	44.38			28/?	0.00			**8.94**	
5	Swarthout	1/16	S/FHmba	STstrat				58	28	61/100 3w	0.57			**9.51**	
	5 team with Comins-White,Ed														
6	Bryant	1/17	S/FHmba	STA1				55	94	25/80 1w	0.26			**9.77**	
7	Bryant	1/17	S/FHmba	STA2				66	50	48/80 3w	0.78			**10.55**	
	6-7 team with Rosenstein-Temkin														
8	Chiesa	2/11	S/FMsom	STstrat				76	29	66/100 3w	2.77	4/5		**13.32**	35(14,9,12)
	8 team with Bendure-GanleyChiesa														
9	Schaeffer	2/13	S/FMsom	strat	156	205.11	65.74	*factored up*		11/1	6.88	2		**20.20**	16.5,10.5,12
10	Schaeffer	2/13	S/FMsom	strat	156	208.5	66.83			15/1	7.50	1		**27.70**	13.5,7.5,10
11	Crafton	2/14	S/FMsom	STA1				89	38	56/80 3w	cf 12			**cf 12**	16b,11c
12	Crafton	2/14	S/FMsom	STA2				70	67	41/80 2w	7.17	3		**34.87**	14a(8,6)
	11-12 team with Weiner,Howard-Weiner,Judi														
13	Schaeffer	2/28	S/Flint	ST1strat				142	34	94/120 3w	0.90			**35.77**	
14	Schaeffer	2/28	S/Flint	ST2strat				40	55	34/90 1w	0.30			**36.07**	
	13-14 team with Graham-Lowe,Leon														
15	Bryant	3/6	R/Lansing	GNTKO1a				66	54	vs1 59/90	1w/1l			**cf 24**	
16	Bryant	3/6	R/Lansing	GNTKO1b				60	89	vs 6 67/53	cf 24			**cf 24**	
17	Bryant	3/7	R/Lansing	GNTKO2a				87	58		cf 24			**cf 24**	final 4/24
18	Bryant	3/7	R/Lansing	GNTKO2b				49	74	win	cf 24			**cf 24**	
	15-18, 23-24 team with Chiesa-Graham														
19	Chiesa	3/27	S/AnnArb	strat	156	200.5	64.26			18/1;36/1	8.00	1		**cf 24**	
20	Hirschman,S.	3/27	S/AnnArb	STstrat				63	61	51/100 3w	0.57			**cf 24**	
	20 team with Hirschman,Marty-Schaeffer														
21	Webber	3/28	S/AnnArb	STA1				55	80	30/80 1w	0.26			**cf 24**	
22	Webber	3/28	S/AnnArb	STA2				59	52	42/80 2w	0.52			**cf 24**	
	21-22 team with Maddox,Marilyn-Maddox,Myles														
23	Bryant	4/24	R/bc	GNTKO3a				33	67		cf 24			**cf 24**	
24	Bryant	4/24	R/bc	GNTKO3b				37	70	l	27.00	2	g	**72.42**	
25	Crane	5/11	R/Warren	KO1				71	35	2w	cf 28			**cf 28**	
26	Webber	5/11	R/Warren	KO2				35	20						
							cw	42	12	1w-1t	cf 28			**cf 28**	9a,11b,12c
27	Crane	5/12	R/Warren	KO3				54	47	w	cf 28			**cf 28**	
28							cw	21	18						C 10.36/5.17
	Webber	5/12	R/Warren	KO4				7	39	l	15.53	2	g	**87.95**	W 5.17/5.18
	25-28 team with Chen-Yang														
29	Weiner,Judi	5/13	R/Warren	2KO1		with	bb	47	40	2w	1.25			**89.20**	
30	Bryant	5/13	R/Warren	2KO2		with	c,hw	23	68	2l	0.00			**89.20**	
	29-30 team with Bolton,Bryant,Crafton,Judi Weiner,Howard Weiner														

Bridge Play | Summary | Partners | sessions | cover | Sheet6 | Sheet7 | Sheet8 | Sheet9 | Sheet10 | Sheet11 | Sheet12 | Sheet13 | Sheet1 ...

Ready Accessibility: Unavailable 100%

1998. Link SESS98.XLS

no	NAME	date	ty/place	event	ave	score	pct	plus	min	result	points	over	t	year/pts	notes
1	O'Neil	1/7	club/aabc		60	75	62.50			7/1	0.70			**0.70**	
2	O'Neil	1/14	club/aabc		84	81	48.21			9/6	0.00			**0.70**	
3	O'Neil	1/21	club/aabc		84	98.5	58.63			9/1	0.90			**1.60**	
4	Crane	1/27	R/Dearbrn	strat1	162	214.96	66.346			19/1	cf 5			**cf 5**	10a,8bc,17w
5	Crane	1/27	R/Dearbrn	strat2	162	162	50.00			10/-	9.25	3	g	**10.85**	376.96
6	Rosenstein	1/28	R/Dearbrn	STstrat1		with	cm	15	2	25/30vp w					
	Temkin					with	cm	8	1	23/30 vp w					
					cm	with	rt	68	24	56/60 2w	cf 7			**cf 7**	
7	Marcus,Dan	1/28	R/Dearbrn	STstrat2		with	rt	32	71	41/120 1.5	3.08	7	g	**13.93**	
	6-7 team with Crane-Marcus,Danny-Rosenstein-Temkin (M2.06/2.05;RT.51/3.09,C-/2.06)														
8	Adams	1/29	R/Dearbrn	mKO2				48	62	loss	0.00			**13.93**	
	8 (+ 1/28 RT;ARm)team with Rosenstein-Temkin-Adams-Leon-Remey Moore														
9	Hascall	1/29	R/Dearbrn	hcpKO1		with	gn	18	19						
	Bryant					with	hn	24	25	0w-2l	0.00			**13.93**	hcp -5
	9 team with Goldsmith,W.-Newman,B.-Hascall-Bryant (Crafton also on team)														
10	Crafton	1/30	R/Dearbrn	strat1	156	195	62.50			15/1	2.92		g	**16.85**	
11	Crafton	1/30	R/Dearbrn	strat2	156	160	51.28			15/-	0.00			**16.85**	
12	Bryant	1/31	R/Dearbrn	A1	229.5	265.24	57.79			24/1	cf 13			**cf 13**	24ax
13	Bryant	1/31	R/Dearbrn	A2	229.5	239.6	52.20			24/9	6.13	6	g	**22.98**	30bc,13sr
14	White,Mike	2/1	R/Dearbrn	STA1				75	30	78/120 3w	cf 15			**cf 15**	17a,10x
15	White,Mike	2/1	R/Dearbrn	STA2				46	31	51/90 2w	4.46	7/8	g	**27.44**	92tot
	14-15 team with Marcus,Bobbie-Hirschman,Marty														
16	Tracy	2/12	S/FarmHl	strat	156	170.21	54.554			17/5	0.45			**27.89**	
17	Webber	2/12	S/FarmHl	STstrat				79	43	65/100 4w	3.73	4		**31.62**	
	17 team with Alpern-Stern														
18	Temkin	2/13	S/FarmHl	strat	420	475	56.548			39/9	0.45			**32.07**	
19	Crafton	2/13	S/FarmHl	strat	325	355.5	54.69			28/9	0.35			**32.42**	
20	Schaeffer	2/14	S/FarmHl	strat	351	377	53.70			33/10	0.36			**32.78**	
21	Webber	2/15	S/FarmHl	STA1				103	28	60/80 3w	cf 22			**cf 22**	
22	Webber	2/15	S/FarmHl	STA2				44	55	36/80 2w	5.17	4		**37.95**	15ax,24bc
	21-22 team with Tracy-Wise														
23	O'Neil	2/18	club/aabc		60	84.5	70.42			7/1	0.70			**38.65**	
24	Bryant	2/21	R/FarmHl	GNT1a				77	21		cf 71			**cf 71**	
25	Bryant	2/21	R/FarmHl	GNT1b				43	83	44/80 2w	cf 71			**cf 71**	
	24-27 team(Grand National) with Hirschman,Marty-Webber														
	see also 70-71														
26	Bryant	2/22	R/FarmHl	GNT2a				87	52		cf 71			**cf 71**	resigned
27	Bryant	2/22	R/FarmHl	GNT2b				57	15	win	cf 71			**cf 71**	at 3/4
28	O'Neil	2/25	club/aabc		60	78	65.00			6/1	0.60			**cf 71**	
29	Schaeffer	3/1	S/Flint	ST1				94	60	69/120 2w	0.60			**cf 71**	
30	Schaeffer	3/1	S/Flint	ST2				60	47	58/90 2w	0.60			**cf 71**	
	29-30 team with Rosenstein-Temkin														
31	Tracy	3/12	S/OakPk	STstrat				69	56	55/100 3w	0.57			**cf 71**	
	31 team with Owens,Chris-Owens,Gene														

Bridge Play | Summary | Partners | sessions | cover | Sheet6 | Sheet7 | Sheet8 | Sheet9 | Sheet10 | Sheet11 | Sheet12 | Sheet13 | Sheet1 ...

Ready Accessibility: Unavailable 100%

1997. Link SESS97.XLS

no	NAME	date	ty/place	event	ave	score	pct	plus	min	result	points	over	t	year/pts	notes
1	Chiesa	1/7	R/Dear	KO1		with	wb,wi	40	8	2W-0L	1.25		r	**1.25**	Ch .63/-
	Bryant					with	wb.wi	40	8						Br .62/.01
2	Bryant	1/7	R/Dear	KO2		with	wi,c	38	27	0W-2L	0.00			**1.25**	Wb -/1.25
	Chiesa					with	b,c	30	48						Wi -/1.25
	1-2 team with Webber - Weiner - Crafton														
3	Chiesa	1/8	R/Dear	mKO1		with	l,rm	30	8	2W-0L	see12			**see #12**	
						with	r,t	46	18						
4	Chiesa	1/8	R/Dear	ST1strat		with	h,wb	45	3	56/60 2w	see 5			**see #12**	Ch 4.24/-
						with	c,wb	42	7	30/30 1w					B .7/2.13
					b,c	with	h,wb	4	6	11/30 1l					Wb -/4.24
5	Bryant	1/8	R/Dear	ST2strat		with	h,wb	11	24	5/30 1l	4.94	6	g	**see #12**	H -/2.83
	Chiesa					with	c,wb	4	15	5/30 1l					C -/3.53
						with	c,b	46	13	51/60 2w					
	4-5 team with Hirschman-Webber-Crafton (Bryant .143/.857,Chiesa .857/.143)														
6	Chiesa	1/9	R/Dear	mKO2		with	l,rm	29	60	1W-1L	see 12			**see #12**	
7	Bryant	1/9	R/Dear	hcpKO1	-1.16	with	wb,wi	61	31	2W-0L	1.25		r	**see #12**	
8	Bryant	1/9	R/Dear	hcpKO2	-1.6	with	wb,c	41	75	0W-2L	0.00			**see #12**	
	7-8 team with Webber-Weiner-Crafton														
9	Chiesa	1/10	R/Dear	mKO3		with	r,t	23	37	1W	see 12			**see #12**	
					l,rm	with	r,t	20	0						
10	Weiner,Judi	1/10	R/Dear	strat1	108	127	58.80			10/2	see11				fact. 183.44
11	Weiner,Judi	1/10	R/Dear	strat2	156	184	58.97			14/2	10.19	4	g	**see #12**	tot 367.44
12	Chiesa	1/11	R/Dear	mKO4		with	l,rm	12	35	1L	15.53	2	g	**33.16**	
						with	r,t	31	49						
	3,6,9,12 team with Leon - Remey Moore - Rosenstein - Temkin														9a,16b
13	Leon	1/11	R/Dear	A1	229.5	247.5	53.92			11/4	0.64		r	**33.80**	tot 460
14	Leon	1/11	R/Dear	A2	229.5	212.5	46.30			11/?	0.00				
15	Weiner,Judi	1/12	R/Dear	STA1		with	b,b	31	40	17/40 1w	0.36		r	**34.16**	W .72/-
					c,w	with	b,b	51	14	34/40 2w					others
16	Weiner,Judi	1/12	R/Dear	STA2		with	c,w	34	29	22/40 1w	0.36		r	**34.52**	/.36
						with	b,b	1	10	6/20 0w					
					c,w	with	b,b	10	15	7/20 0w					
	15-16 team with Bolton-Bryant-Crafton-Webber														
17	Ernst	2/6	R/AH	STA1				40	43	31/60 2w	see 18				
18	Ernst	2/6	R/AH	STA2				73	16	46/60 3w	8.07	3	g	**42.59**	
	17-18 team with Price - Simmons, Alfred														21a(10)
19	Machotka	2/7	R/AH	KO1				37	40	1L	0.00			**42.59**	
	19 team with Hirschman,Marty - Schaeffer														
20	Machotka	2/7	R/AH	A1	229.5	215.5	46.95			20/14	see21			**see #21**	
21	Machotka	2/7	R/AH	A2	229.5	299.5	65.25			21/1	7.91	5	g	**50.50**	tot 515
22	Machotka	2/7	R/AH	KOmid				99	21	4W-0L	3.64	1	r	**54.14**	
	22 team with Hirschman,Marty - Schaeffer														

1997 Bridge Play | 1997 Summary | Partners | sessions | cover | Sheet5 | Sheet6 | Sheet7 | Sheet8 | Sheet9 | Sheet10 | Sheet11 | Sheet12 ...

Ready Accessibility: Unavailable 100%

1996. Link SESS96.XLS

no	NAME	date	ty/place	event	ave	score	pct	plus	min	result	points	over	t	year/pts	notes
1	Chiesa	1/9	R/Dear	KO1				53	58	L	0.00			**0.00**	
	1 team with Bitterman-Graham-Lowe,Leon														
2	Lowe	1/10	R/Dear	ST1strat		with	bg	26	19	32/60 1w	see 3			**see #3**	C .667/.333
	Chiesa					with	bg	23	9	26/30 1w					pts 1.56/.78
					bl	with	cg			15/30 1t					L .333/.667
3	Chiesa	1/10	R/Dear	ST2strat		with	bl	47	14	30/30 1w	2.34	8/9	g	**2.34**	pts .78/1.96
						with	gl	34	18	45/60 2w					G /2.74
					b,l	with	c,g			0/30 0w					B /2.34
	2-3 team with Bitterman-Graham-Lowe,Leon-Chiesa														64(17,27,w)
4	Adams	1/11	R/Dear	KO2		with	lr	39	38	1w-1l	see 7			**see #7**	
5	Chiesa	1/11	R/Dear	KO1hcp		with	oo	67	0	W	1.25		r	**see #7**	Ch .63/
															B .62/.01
6	Bryant	1/11	R/Dear	KO2hcp				77	74	L	0.00			**see #7**	O,O -/1.25
	5-6 team with Owen-Owens-Chiesa														
7	Adams	1/12	R/Dear	KO3		with	rt	18	30	L	10.57	3/4	g	**14.16**	
	4,7 (plus 1/10) team with Leon-RemeyMoore-Rosenstein-Temkin														
8	Bitterman	1/12	R/Dear	strat1	108	100.5	46.53			12/8	0.00			**14.16**	
9	Bitterman	1/12	R/Dear	strat2	108	117.5	54.40			12/4	0.90		r	**15.06**	
10	Hann	1/13	R/Dear	A1	325	367.16	56.49			31/7	0.68		r	**15.74**	
11	Hann	1/13	R/Dear	A2	325	292.5	45.00			31/?	0.00			**15.74**	
12	Bitterman	1/14	R/Dear	STA1				72	62	72/120 3w	1.08		r	**16.82**	
13	Graham	1/14	R/Dear	STA2				47	89	33/120 1w	0.36		r	**17.18**	
	12-13 team with Bryant-Bolton														
14	Leon	1/20	R/Cleve	A1	229.5	263.5	57.41				1.93		r	**19.11**	
15	Leon	1/20	R/Cleve	A2	229.5	189.5	41.29				0.00			**19.11**	
16	Leon	1/21	R/Cleve	STA1				33	41	36/90 1w	see 17			**see #17**	
17	RemeyMoore	1/21	R/Cleve	STA2				64	26	82/120 3w	5.14	7	g	**24.25**	
	16-17 team with Leon-Revill-Remey Moore														21+66/8sr
18	Bryant	2/3	R/AA	GNT1a		with	l,rm	47	32		see46			**see #46**	
19		2/3	R/AA	GNT1b	r,t	with	l,rm	43	10	W	see46			**see #46**	
	Bryant					with	r,t	47	32						
20	Bryant	2/4	R/AA	GNT2a		with	l,rm	56	76		see46			**see #46**	
21	Bryant	2/4	R/AA	GNT2b		with	l,rm	43	62	L	see46			**see #46**	
	18-21,46 team with Leon-RemeyMoore-Rosenstein-Temkin														
22	Shevitz	2/8	S/Sfield	STstrat		with	g,g	32	39	45/90 2w	0.38			**see #46**	
						with	bg,k	33	28	31/60 1w	0.19			**see #46**	
	22 team with Gardner,Bev-Gardner,Tom-Kirsch														
23	Webber	2/9	S/Sfield	strat	351	403.13	57.43			36/6	0.65			**see #46**	
24	O'Neil	2/10	S/Sfield	strat	156	213	68.27			16/1	11.00	1		**see #46**	16,12,11,10
25	O'Neil	2/10	S/Sfield	strat	156	151	48.40			17/?	0.00			**see #46**	

Bridge Play | Summary | Partners | sessions | cover | Sheet5 | Sheet6 | Sheet7 | Sheet8 | Sheet9 | Sheet10 | Sheet11 | Sheet12 | Sheet13 ...

Ready Accessibility: Unavailable 100%

1995. Link SESS95.XLS

no	NAME	date	ty/place	event	ave	score	pct	plus	min	result	points	over	t	year/pts	notes
1	RemeyMoore	1/8	S/Kalzoo	ST1				102	59	86/120 3w					
2	RemeyMoore	1/8	S/Kalzoo	ST2				57	25	85/120 3w	6.78	1/2		**6.78**	
	1-2 team with Owens,Chris - Owens,Gene														
3	Bachelder	1/10	R/Dearbn	strat1	108	144.25	66.78			11/1					86/5
4	Bachelder	1/10	R/Dearbn	strat2	108	103.5	47.92			11/6	8.22	5	g	**15.00**	138 prs tot
5	Adams	1/11	R/Dearbn	mornKO1		with	rt	58	28	2w-0l	cf 11			**cf 13**	
	5,8,11 team with Rosenstein-Temkin; RemeyMoore-Wise														
6	Adams	1/11	R/Dearbn	ST1strat		with	gg	63	19	32/40 2w	cf 7			**cf 13**	45(14.26,5)
					rt	with	gg	37	27	24/40 1w					+34w
7	Adams	1/11	R/Dearbn	ST2strat		with	rt	82	49	51/80 3w	6.46	5	g	**cf 13**	(10,18,6)
	6-7 team with Gardner,Bev-Gardner,Tom (4.31); Rosenstein-Temkin														
8	Adams	1/12	R/Dearbn	mornKO2		with	rm,w	68	0	w	cf 11			**cf 13**	
9	Chiesa	1/12	R/Dearbn	hcpKO1				57	63	1w-1l	cf 13			**cf 13**	
	9,10,12,13 team with Chiesa(6.71/20.12)-Bryant(20.12,6.71)-Owens,Chris-Owens,Gene														
10	Bryant	1/12	R/Dearbn	hcpKO2		with	c,go	37	8						
					-11.25	with	oo	24	47	1w-1l	cf 13			**cf 13**	
11	Adams	1/13	R/Dearbn	mornKO3		with	rt	11	51						
					rm,w	with	r,t	31	34	l	11.32	3/4	g	**cf 13**	12+16
12	Bryant	1/13	R/Dearbn	hcpKO3		with	oo	25	20						
					-21.5	with	c,go	41	22	w	cf 13			**cf 13**	
13	Bryant	1/13	R/Dearbn	hcpKO4		with	oo	25	23						
						with	c,go	33	3	w	26.83	1	g	**59.61**	
14	Webber	1/14	R/Dearbn	A1	325	351.56	54.09			30/6	0.78		r	**60.39**	
15	Webber	1/14	R/Dearbn	A2	325	333	51.23			29/11	0.41		r	**60.80**	684.56
16	Bryant	1/15	R/Dearbn	STA1		with	ww	18	0	17/20 w					
						with	c,jw	0	35	0/20 l					
						with	c,hw	41	0	20/20 w					b 6/7;1/7
	Crafton					with	ww	28	10	17/20 w	cf 17			**cf 17**	6.62
17	Bryant	1/15	R/Dearbn	STA2		with	ww	35	3	20/20 w					c 1/7;6/7
						with	c,jw	19	6	15/20 w					.95;4.73
						with	c,hw	10	29	12/20 2l	7.57	6	g	**68.37**	hw 5.68
	16-17 team with Crafton-Weiner,Howard-Weiner,Judi														jw 4.73
18	Bryant	2/4	R/AnnArb	GNTko1b		with	cf	44	43	w	0.63		r	**69.00**	
	18-20+early session with Chiesa-Fatka;Rosenstein-Temkin (+55/-33 KO1a) c,f 1.25														
19	Bryant	2/5	R/AnnArb	GNTko2a		with	cf	41	91		cf 20			**cf 20**	
20		2/5	R/AnnArb	GNTko2b	rt	with	cf	18	35						
	Bryant					with	rt	32	48	l	0.00			**69.00**	
21	RemeyMoore	2/16	S/Southfld	strat	229.5	254.5	55.45			24/4	0.99			**69.99**	
22	RemeyMoore	2/16	S/Southfld	A	156	169	54.17			13/5	0.38			**70.37**	
23	Tracy	2/17	S/Southfld	STstrat				118	42	74/100 4w	6.19	3		**76.56**	56(23,17,16)
	23 team with Owens,Chris-Owens,Gene														

Bridge Play | Summary | Partners | sessions | cover | Sheet6 | Sheet7 | Sheet8 | Sheet9 | Sheet10 | Sheet11 | Sheet12 | Sheet13 | Sheet1 ...

Ready Accessibility: Unavailable 100%

1991. Link SESS91.XLS

no	NAME	date	ty/place	event	ave	score	pct	plus	min	result	points	over	t	year/pts	notes
1	Kraus	1/11	S/OakPk	O	108	122.5	56.71			12/2	1.28			**1.28**	
2	Remey,Joan	1/16	S/Sfield	STstrat				55	49	71/120 3w	0.81			**2.09**	
	2 team with Maddox-Maddox														
3	Weiner,Judi	3/3	S/Flint	STA1				63	60	42/80 2w	0.54			**2.63**	
4	Weiner,Judi	3/3	S/Flint	STA2				66	90	30/801w	0.27			**2.90**	
	3-4 team with Alleman-Huxley														
5	O'Neil	4/27	club/bwh		108	97.9	45.32			9/-	0.00			**2.90**	
6	Gardner,Tom	5/14	R/Sfield	IMP1				71	35	13/4	1.70		r	**4.60**	67
7	Gardner,Tom	5/14	R/Sfield	IMP2				69	38	14/4	1.90	6	r	**6.50**	1.95G
8	O'Neil	5/18	R/Sfield	strat1	156	163.5	52.40			14/6	0.00			**6.50**	
9	O'Neil	5/18	R/Sfield	strat2	156	152	48.72			14/-	0.00			**6.50**	
10	Benedict	7/13	S/AnnArb	ST1				114	17	69/80 4w	see11			**see #11**	
11	Benedict	7/13	S/AnnArb	ST2				70	45	41/80 1.5	13.20	1		**19.70**	13,8,17
	10-11 team with Alleman-Huxley														
12	Hann	7/14	S/AnnArb	STA1				83	45	54/80 3w	see13			**see #13**	
13	Hann	7/14	S/AnnArb	STA2				75	73	41/80 2w	8.24	2-3		**27.94**	16(+16,16)
	12-13 team with Gardner-Gardner														
14	Huxley	8/24	S/OakPk	strat	156	180	57.69			14/4	0.70			**28.64**	
15	Webber	8/25	S/OakPk	ST1strat				89	46	85/120 3w	see16			**see #16**	
16	Webber	8/25	S/OakPk	ST1strat				89	41	88/120 3w	7.03	4		**35.67**	25,23,18
	15-16 team with Sayed-Winokur														
17	Scott	10/8	R/Detroit	strat1	156	156	50.00			15/8	0.00			**35.67**	
18	Scott	10/8	R/Detroit	strat2	156	165	52.88			15/6	0.00			**35.67**	
19	Scott	10/9	R/Detroit	ST1				84	46	86/120 3w	1.20		r	**36.87**	
20	Scott	10/9	R/Detroit	ST2				52	72	55/120 2w	0.80		r	**37.67**	
	19-20 team with Graff-O'Neil														
21	O'Neil	10/10	R/Detroit	A1	156	141.2	45.26			13/11	0.00			**37.67**	
22	O'Neil	10/10	R/Detroit	A2	156	153	49.04			14/8	0.00			**37.67**	
23	O'Neil	10/11	R/Detroit	IMP1strat				58	27	15/3	1.74		r	**39.41**	
24	O'Neil	10/11	R/Detroit	IMP2strat				64	52	14/6	0.00			**39.41**	+43
25	Huxley	10/12	R/Detroit	strat1	156	180.5	57.85			14/3	1.67		r	**41.08**	
26	Huxley	10/12	R/Detroit	strat2	156	153.1	49.07			14/8	0.00			**41.08**	
27	Alioto	10/13	R/Detroit	STA1				75	71	57/120 2w	see28			**see# 28**	
28	Alioto	10/13	R/Detroit	STA2				57	35	78/120 3w	3.17	13	g	**44.25**	35
	27-28 team with Newman-Silber														
29	O'Neil	11/17	S/Sfield	STA1				68	98	29/80 1w	0.27			**44.52**	
30	O'Neil	11/17	S/Sfield	STA2				69	52	47/80 2.5	0.68			**45.20**	
	29-30 team with Gardner-Gardner														
31	Schafer	11/25	N/Indy	IMP1				65	36	16/3	1.81		r	**47.01**	+52
32	Schafer	11/25	N/Indy	IMP2				66	43	16/4-5	0.99		r	**48.00**	16/1
33	O'Neil	11/26	N/Indy	BlueQ1	325	276.5	42.54			31/29	0.00			**48.00**	

Bridge Play | Summary | Partners | sessions | cover | Sheet6 | Sheet7 | Sheet8 | Sheet9 | Sheet10 | Sheet11 | Sheet12 | Sheet13 | Sheet1 ...

Ready Accessibility: Unavailable 100%

Appendix

Certificate Sample



Plaque Sample

Mini-McKenney Sample

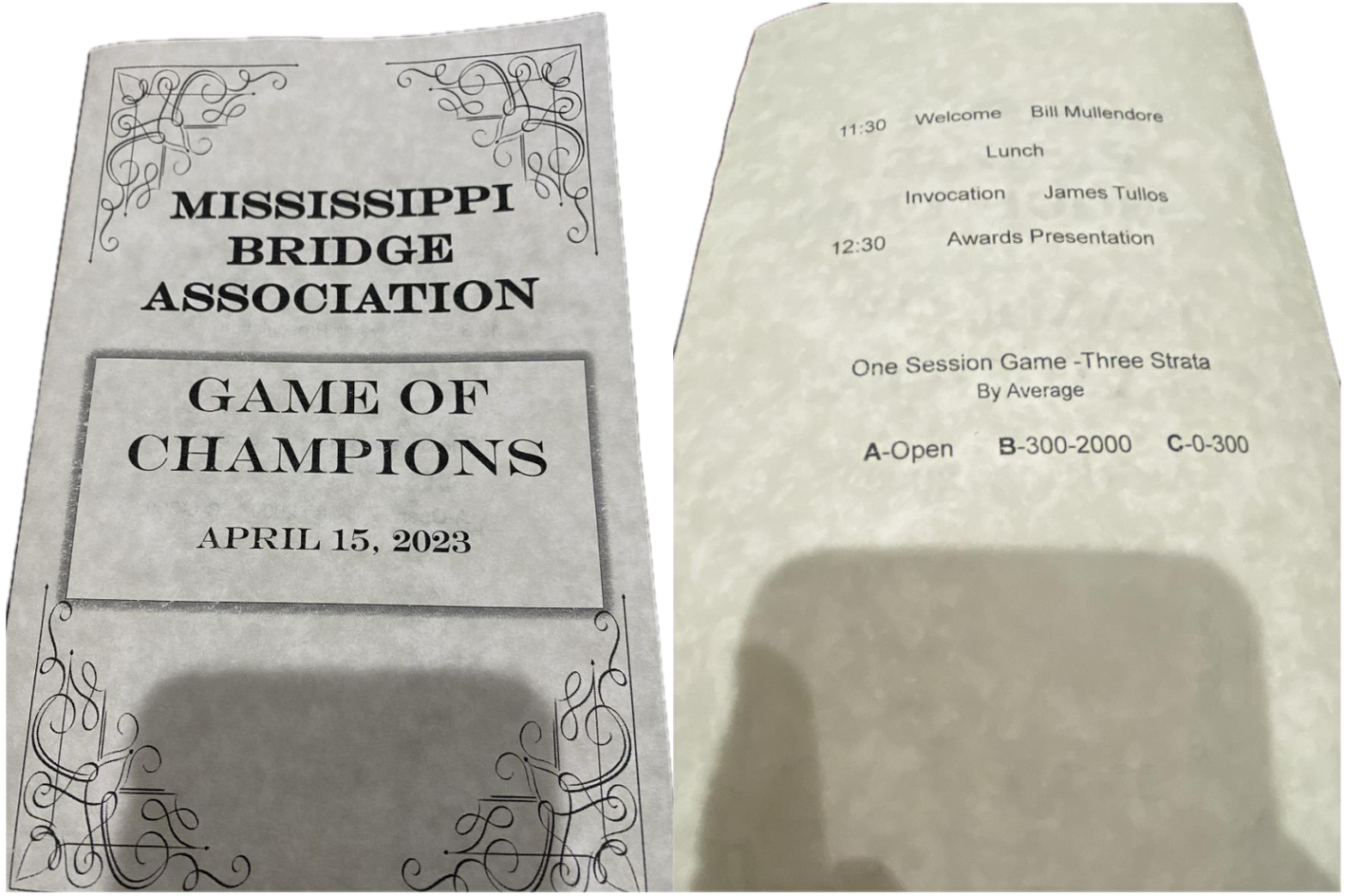

2022 MBA Awards

CATEGORY	ACE OF CLUBS	MINI-MCKENNEY
0 to 5	Reikie Davis-Jones Meridian, Ms 31.47	Reikie Davis-Jones Meridian, MS 38.82
5 to 20	Helen Ormon Starkville, MS 14.17	Helen Ormon Starkville, MS 14.19
20 to 50	Kathleen Coward Meridian, MS 28.80	Kathleen Coward Meridian, MS 40.05
50 to 100	William Stewart Okolona, MS 46.53	Peggy Coleman Jackson, MS 64.86
100 to 200	Reikie Barry Jackson, MS 88.74	Reikie Barry Jackson, MS 118.04
200 to 300	Mary Ann O'Brien Ridgeland, MS 53.66	Mary Ann O'Brien Ridgeland, MS 72.13
300 to 500	Karen Spenser Madison, MS 84.37	Mary Gilmore Meridian, MS 150.64
500 to 1000	Philip Lawes Greenwood, MS 181.28	Philip Lawes Greenwood, MS 191.85
1000 to 1500	Margie Cunningham Meridian, MS 82.48	David Makey Meridian, MS 101.89
1500 to 2500	Donna Hambrick Saltillo, MS 89.54	Tommie Pritchard Meridian, MS 113.10
1500 to 3500	James Tullos Brandon, MS 167.78	James Tullos Brandon, MS 191.55
3500 to 5000	Carol Fielder Jackson, MS 33.34	Jo Anne McLeod Ridgeland, MS 38.39
5000 to 7500	George Abdo Jr Oxford, MS 103.74	George Abdo Jr Oxford, MS 103.74
7500 to 10000	Chuck Wilkinson Jackson, MS 79.73	Bill Cook Madison, MS 276.14
10000 +		William Arlinghaus Meridian, MS 30.64

MBA Board

Bill Mullendore	President
Carol Fielder	Director
Web Franklin	Director
Bill Langston	Director
Reveland Wheat	Director
Helen Taylor	Treasurer
James Tullos	Secretary

Mississippi Bridge Association
https://www.bridgewebs.com/missbridge/

Note: Here, MBA stands for Mississippi Bridge Association!

Mini McKenney
10,000+ MP
UNIT AWARD
AMERICAN CONTRACT BRIDGE LEAGUE

Similar awards many other years, a sample of record for Unit 137, MBA (Michigan Bridge Association) 2014, appears below.

3/01/15 M I N I - M C K E N N E Y S T A N D I N G S MEB563M
2014

U N I T 137

0 to 5 Mini-McKenney Masterpoint Race

Mrs Carrie Osborne	16113 Swathmore Ln	Livonia MI 48154-1047	42.90
Maria Conti	8067 Fenton St	Dearborn Hgts MI 48127-1770	42.62
Mr Bob Ondo	507 Liberty Pointe Dr	Ann Arbor MI 48103-2093	33.55

5 to 20 Mini-McKenney Masterpoint Race

Marce M Lee	42271 N Mill Race Ct	Plymouth MI 48170-2572	23.39
Beth Kordt	334 Sunset St	Plymouth MI 48170-1079	23.39
Yang Hai	1062 Island Drive Ct Apt 105	Ann Arbor MI 48105-2045	20.15

20 to 50 Mini-McKenney Masterpoint Race

Mr Mark Hugger	7910 3rd St	Dexter MI 48130-1251	67.55
Craig Ross	1709 Ferndale Pl	Ann Arbor MI 48104-4318	62.43
Mrs Barbara E Ferrera	2 Timberlane Ct	Dearborn MI 48126-2615	57.15

50 to 100 Mini-McKenney Masterpoint Race

Susan R Smith	1630 Weaver Rd	Milford MI 48381-1146	76.81
Charles A Smith	1630 Weaver Rd	Milford MI 48381-1146	64.92
Reuven AnafShalom	2619 Lillian	Ann Arbor MI 48104	49.62

100 to 200 Mini-McKenney Masterpoint Race

Dennis R Ebendick	1511 22nd St	Wyandotte MI 48192-3025	101.18
Martha T Bhatia	2555 Devonshire Rd	Ann Arbor MI 48104-2707	56.02
Mr Timothy J Romlein	306 Linda Vista St	Ann Arbor MI 48103-3622	49.03

200 to 300 Mini-McKenney Masterpoint Race

Mr Jordan Kaye	3315 Buckingham Trl	West Bloomfield MI 48323-2810	306.90
Yi Ouyang	1687 Broadway St Apt 402	Ann Arbor MI 48105-1882	124.63
Dr Calvin N Waisanen	475 Dunnington Dr	Ann Arbor MI 48103-2075	119.61

300 to 500 Mini-McKenney Masterpoint Race

Julie Arbit	916 Dickson Ln	Rochester Hills MI 48307-3336	260.53
Dr Steven C Winokur	630 Cherry Tree Ln	Rochester MI 48306-3313	129.42
Mr Edward W Lough	48485 Gyde Rd	Canton MI 48187-1217	117.40

500 to 1000 Mini-McKenney Masterpoint Race

Mr Dan Sutherland	21187 Woodfarm Dr	Northville MI 48167-9028	200.49
Wilbur Argersinger	2228 Medford Rd	Ann Arbor MI 48104-5059	171.76
Ms Gail V Geiger	516 5th St	Ann Arbor MI 48103-4839	115.95

1000 to 2500 Mini-McKenney Masterpoint Race

Mr Jonathan A Fleischmann	3844 Columbia Dr	Bloomfield MI 48302-1221	678.38
Mr Grant R Petersen	8269 Ziegler St	Taylor MI 48180-2967	325.35
Mr Joe Monro	20705 Breezewood Ct	Beverly Hills MI 48025-2823	246.37

2500 to 5000 Mini-McKenney Masterpoint Race

Mr Robert J Katz	2790 Ember Way	Ann Arbor MI 48104-6462	484.13
Mr Ed Herstein			377.65
Kurt Dasher	11587 Jennings	Petersburg MI 49270-9800	327.73

5000 to 7500 Mini-McKenney Masterpoint Race

Dr Robert L Brent	345 Pembroke Ln S	Venice FL 34293-4210	285.66
Mrs Sondra Schubiner			274.95
Mrs Suzy Burger	4935 S Clunbury Rd	West Bloomfield MI 48322-4308	257.75

7500 to 10,000 Mini-McKenney Masterpoint Race

Dr Norman Bolton	31470 E Bellvine Trl	Beverly Hills MI 48025-3703	493.57
Dr William Winokur	7183 Huntcliff Ct	West Bloomfield MI 48322-2939	264.99
Mrs Kathy Newman	6642 Carlyle Ct	West Bloomfield MI 48322-3027	197.91

Over 10,000 Mini-McKenney Masterpoint Race

Mr Bert A Newman	6642 Carlyle Ct	West Bloomfield MI 48322-3027	898.40
Dr Leonard W Melander	5349 Woodrun Dr	West Bloomfield MI 48323-2276	591.74
Mr Martin A Hirschman	30660 Woodgate Dr	Southfield MI 48076-5385	411.66