

# DSDR, A Population Health Data Archive: 20 Years of Sharing Research Data and Resources

John E Marcotte, Sarah Rush, & Kelly Ogden-Schuette  
*DSDR, ICPSR, University of Michigan*



Love Data Week Hosted by **ICPSR**

# The DSDR Team



**John E Marcotte**

Project Director



**Sarah Rush**

Data Project Manager



**Kelly Ogden-Schuetten**

Data Project Manager

**Funded by** the Population Dynamics Branch (PDB) of the *Eunice Kennedy Shriver* National Institute of Child Health and Human Development (NICHD), National Institutes of Health (NIH).

**Hosted by** ICPSR at the University of Michigan.



**DSDR** is a platform for the **discovery, access, and sharing** of research data for population health studies.

**DSDR** is a **locus of information** for researchers who collect, analyze, and distribute primary data as well as researchers who analyze secondary data.

**DSDR** is 20 years old in 2024!



## Discover

- Data on topics related to:
  - Maternal & Child Health
  - Health Disparities
  - Families & Households
  - Migration & Immigration
  - Cross-national comparisons

## Access

- Download public research data
- Online Analysis
- Apply for access to restricted data

## Share

- Deposit data
- Meet NIH Data Sharing requirements
- Provenance
- Preservation



# Discover Data & Resources








# Finding Data on the DSDR website

- Searching **across** studies
  - Study
  - Variable Comparison
  - Publications
- Searching **within** studies from study home page

The screenshot shows the DSDR website homepage. The top navigation bar is green and contains the DSDR logo, the text 'Discover', 'Deposit', 'Resources', and 'About'. The 'Discover' link is circled in red. Below the navigation bar is a large, colorful abstract illustration of people. A search bar is positioned in the center, containing the text 'search studies, publications, variables, webpages' and a magnifying glass icon; this search bar is also circled in red. Below the search bar are four dark blue boxes with icons and statistics: a database icon for '976 studies', a plus sign icon for '162 studies with online analysis', a code icon for '1,397,030 variables', and a book icon for '43,835 publications'. At the bottom, there are three columns of content: 'Latest Data Releases' with two links, 'About DSDR' with a paragraph of text, and 'News' with two short news items.









# Discover Page

## Browse by

 <a href="#">DSDR-curated Studies</a>	 <a href="#">NICHD-funded Studies</a>	 <a href="#">Studies with Online Analysis</a>	 <a href="#">Variables</a>
 <a href="#">Geography</a>	 <a href="#">Investigator</a>	 <a href="#">Series</a>	 <a href="#">Recent Updates and Additions</a>

[view less](#) ^

## Browse by Subject

 <a href="#">Fertility, Family Planning, Sexual Behavior</a>	 <a href="#">Children and Youth</a>	 <a href="#">Health and Mortality</a>	 <a href="#">Marriage, Family, Households, and Unions</a>
 <a href="#">Childhood Obesity</a>	 <a href="#">Migration and Population Distribution</a>	 <a href="#">Population Characteristics</a>	 <a href="#">Early Life Conditions and Older Adult Health</a>

[view less](#) ^



**Search Results**

Showing 1 - 50 of 107 results. [Show all](#)

fertility  [View All](#)

[search tips](#)

**Studies (107)** **Variables (3,194)** **Data-related Publications (504)** Series (54) DSDR Website (4)

Summaries: Hidden Sort by: Study Relevance

Study Title/Investigator	Released/Updated
1. <a href="#">Explaining Low Fertility in Italy (ELFI)</a> (ICPSR 31881) Kertzer, David	2012-01-12
2. <a href="#">Family Dynamics, Fertility, and Investments in Children Across Generations</a> (ICPSR 35973) Sastry, Narayan	2015-06-17
3. <a href="#">The National Survey of Fertility Barriers, 2004-2010 [United States]</a> (ICPSR 36902) Johnson, David R.	2017-11-02
4. <a href="#">Survey of HIV Status and Fertility Preferences in Sub-Saharan Africa, 2009-2010</a> (ICPSR 36718) Bankole, Akinrinola	2017-04-10
5. <a href="#">HIV Status and Achieving Fertility Desires: Implications for HIV Prevention</a> (ICPSR 36018) Bankole, Akinrinola	2015-06-22
6. <a href="#">The Relationship Between HIV and Fertility in a Context of Expanding ART Access</a> (ICPSR 35977) Trinitapoli, Jenny Ann	2015-06-17

- Searches data holdings
- Switch to Variable or Publication results for search term
- Sort options available
- Narrow results using filters
- Revise search

# Variable Search

### Search Results

Showing 1 - 50 of 390 results: [Show all](#)

own land  [View All](#)

search tips

Sort by: **Relevance**

- Relevance
- Variable Label
- Study Title
- Study/Dataset/Variable Order

Var. Name	Label/Question Text	Var. Type	Dataset
<input checked="" type="checkbox"/> Q6_15E	94: own land (Q6.15E) Owned Land. <i>Taken from: Nang Rong Projects [Thailand]</i>	numeric	DS44 - 1994 Plots Used Data - Restricted
<input type="checkbox"/> I3A10A	Own Bari Does your household own the land, is it sharecropped, is it mortgaged, is it on contract to you, are you the tenant of the land, or are there some other arrangements? Own land. <i>Taken from: Chitwan Valley Family Study: Changing Social Contexts and Family Formation, Nepal, 1995-2017.</i>	numeric	DS19 - Time 3 Agriculture and Consumption Data, Restricted-Use

### Search Variables

study: [Nang Rong Projects \[Thailand\]](#) / variable: Q6\_15E

#### Q6\_15E: 94: own land (Q6.15E)

Owned Land.

Value	Label	Unweighted Frequency	%
1	Yes	15,120	78.0%
2	No	4,269	22.0%
<b>Missing Data</b>			
9	Missing/Don't Know	2	0.0%
<b>Total</b>		<b>19,391</b>	<b>100%</b>

Based upon 19,389 valid cases out of 19,391 total cases.

#### Summary Statistics

- mean: 1.22
- median: 1.00
- mode: 1.00
- minimum: 1.00
- maximum: 2.00
- standard deviation: 0.41

Location: 24-24 (width: 1; decimal: 0)  
Variable Type: numeric  
(Range of) Missing Values: 9

#### Notes

Source: This variable was taken from: [Nang Rong Projects \[Thailand\]](#).  
Copyright: ICPSR has an FAQ on [copyright and survey instruments](#).  
Disclaimer: The frequencies for this variable *may not be weighted*. They are purely descriptive and may not be representative of the study population. Please use with caution and consult the study documentation.

# Variable Comparison

### Search Results

Showing 1 - 50 of 390 results. [Show all](#)

own land  [View All](#)

search tips ▾

Studies (249) Variables (390) Data-related Publications (0) Series (49) DSDR Website (0)

Sort by: Relevance

Select **Compare**

Var. Name	Label/Question Text	Var. Type	Dataset
<input checked="" type="checkbox"/> Q6_15E	94: own land (Q6_15E) Owned Land. <i>Taken from: Nang Rong Projects [Thailand].</i>	numeric	DS44 - 1994 Plots Used Data - Restricted
<input checked="" type="checkbox"/> T3A10A	Own bari Does your household own the land, is it sharecropped, is it mortgaged, is it on contract to you, are you the tenant of the land, or are there some other arrangements? Own land. <i>Taken from: Chitwan Valley Family Study: Changing Social Contexts and Family Formation, Nepal, 1995-2017.</i>	numeric	DS19 - Time 3 Agriculture and Consumption Data, Restricted-Use
<input type="checkbox"/> T3A18A	Own khet Does your household own the land, is it sharecropped, is it	numeric	DS19 - Time 3 Agriculture and Consumption

### Compare Variables

Compare (2)

NAME	LABEL	QUESTION	RESPONSES	STUDY	TIME PERIOD	UNIVERSE																								
<input checked="" type="checkbox"/> Q6_15E	94: own land (Q6_15E)	Owned Land.	<table border="1"> <thead> <tr> <th>Value</th> <th>Label</th> <th>Unweighted Frequency</th> <th>%</th> </tr> </thead> <tbody> <tr> <td>1</td> <td>Yes</td> <td>15120</td> <td>78.0%</td> </tr> <tr> <td>2</td> <td>No</td> <td>4269</td> <td>22.0%</td> </tr> <tr> <td colspan="4"><b>Missing Values</b></td> </tr> <tr> <td>9</td> <td>Missing/Don't Know</td> <td>2</td> <td>0.0%</td> </tr> <tr> <td colspan="2"><b>Total</b></td> <td><b>19391</b></td> <td><b>100%</b></td> </tr> </tbody> </table>	Value	Label	Unweighted Frequency	%	1	Yes	15120	78.0%	2	No	4269	22.0%	<b>Missing Values</b>				9	Missing/Don't Know	2	0.0%	<b>Total</b>		<b>19391</b>	<b>100%</b>	Nang Rong Projects [Thailand], DS44 - 1994 Plots Used Data - Restricted	1984, 1994, 2000	Individuals, families, and households in Thailand's Nang Rong district.
Value	Label	Unweighted Frequency	%																											
1	Yes	15120	78.0%																											
2	No	4269	22.0%																											
<b>Missing Values</b>																														
9	Missing/Don't Know	2	0.0%																											
<b>Total</b>		<b>19391</b>	<b>100%</b>																											
<input checked="" type="checkbox"/> T3A10A	Own bari	Does your household own the land, is it sharecropped, is it mortgaged, is it on contract to you, are you the tenant of the land, or are there some other arrangements? Own land.	<table border="1"> <thead> <tr> <th>Value</th> <th>Label</th> <th>Unweighted Frequency</th> <th>%</th> </tr> </thead> <tbody> <tr> <td>0</td> <td>No</td> <td>150</td> <td>6.4%</td> </tr> <tr> <td>1</td> <td>Yes</td> <td>911</td> <td>38.6%</td> </tr> <tr> <td colspan="4"><b>Missing Values</b></td> </tr> <tr> <td>-1</td> <td>Inappropriate</td> <td>1300</td> <td>55.1%</td> </tr> <tr> <td colspan="2"><b>Total</b></td> <td><b>2361</b></td> <td><b>100%</b></td> </tr> </tbody> </table>	Value	Label	Unweighted Frequency	%	0	No	150	6.4%	1	Yes	911	38.6%	<b>Missing Values</b>				-1	Inappropriate	1300	55.1%	<b>Total</b>		<b>2361</b>	<b>100%</b>	Chitwan Valley Family Study: Changing Social Contexts and Family Formation, Nepal, 1995-2017; DS19 - Time 3 Agriculture and Consumption Data - Restricted-Use	1995 - 2017	Residents of the western Chitwan Valley in south central Nepal and their spouses.
Value	Label	Unweighted Frequency	%																											
0	No	150	6.4%																											
1	Yes	911	38.6%																											
<b>Missing Values</b>																														
-1	Inappropriate	1300	55.1%																											
<b>Total</b>		<b>2361</b>	<b>100%</b>																											

# Publication Search

**Filters**

Pub. Year ⌵

from

to

**Submit**

Hide

Pub. Type ⌵

Journal ⌵

Author ⌵

Study ⌵

Thematic Collection ▲ ⌵

## Search Results

Showing 1 - 50 of 541 results.

Add Health  [View All](#)

[search tips](#) ▾

The search results in this tab are pulled from the [ICPSR Bibliography of Data-related Literature](#), a frequently-updated database of thousands of citations for publications that analyze data held at ICPSR.

Studies (292)
Variables (308)
**Data-related Publications (541)**
Series (61)
DSDR Website (12)

Related Studies/Series: Visible
 

Sort by: Pub Date (newest)

- Relevance
- Pub Date (newest)**
- Title A-Z
- Author
- Recent Additions
- Journal Article
- Magazine Article

**Legend:**

Audiovisual Material	Journal Article	Newspaper Article
Book	Report	Thesis
Book Section	Magazine Article	
Conference Presentation		

Select ▾    Actions ▾

Pub. Type	Pub. Year	Citation
<input type="checkbox"/>	2022	Cortes, Yamnia I., Zhang, Shuo, Hussey, Jon M. <b>Pregnancy loss is related to body mass index and prediabetes in early adulthood: Findings from Add Health.</b> <i>PLOS One</i> . 17, (12), e0277320. Full Text Options: <a href="#">DOI</a> <a href="#">Google Scholar</a> Export Options: <a href="#">RIS</a> <a href="#">EndNote</a> <b>Studies related to this publication:</b> <ul style="list-style-type: none"> <li>• <a href="#">National Longitudinal Study of Adolescent to Adult Health (Add Health), 1994-2018 [Public Use] (ICPSR 21600)</a></li> </ul>
<input type="checkbox"/>	2021	Jones, Shayne, Dinkins, Barbara, Sleep, Chelsea E., Lynam, Donald R., Miller, Joshua D. <b>The Add Health psychopathy scale: Assessing its construct validity.</b> <i>Journal of Criminal Justice</i> . 72, (101779). Full Text Options: <a href="#">DOI</a> <a href="#">Google Scholar</a> Export Options: <a href="#">RIS</a> <a href="#">EndNote</a> <b>Studies related to this publication:</b> <ul style="list-style-type: none"> <li>• <a href="#">National Longitudinal Study of Adolescent to Adult Health (Add Health), 1994-2018 [Public Use] (ICPSR 21600)</a></li> </ul>

2022

Cortes, Yamnia I., Zhang, Shuo, Hussey, Jon M. **Pregnancy loss is related to body mass index and prediabetes in early adulthood: Findings from Add Health.** *PLOS One*. 17, (12), e0277320.

Full Text Options: [DOI](#) [Google Scholar](#)

Export Options: [RIS](#) [EndNote](#)

Studies related to this publication:

- [National Longitudinal Study of Adolescent to Adult Health \(Add Health\), 1994-2018 \[Public Use\] \(ICPSR 21600\)](#)



# Within Study Searching from the Study Home Page

Chinese Household Income Project, 2002 (ICPSR 21741)

Version Date: Aug 14, 2009 [Cite this study](#) | [Share this page](#)

Principal Investigator(s): [Li Shi](#), Unknown

Series:

- [Chinese Household Income Project Series](#)

<https://doi.org/10.3886/ICPSR21741.v1>

Version V1

Download ▾ Analyze Online

At A Glance Data & Documentation Variables **Data-related Publications** Export Metadata

Staff


▼ Project Description

Summary

The purpose of this project was to measure and estimate the distribution of personal income and related economic factors in both rural and urban areas of the People's Republic of China. The principal investigators based their definition of income on cash payments and on a broad range of additional components. Data were collected through a series of questionnaire-based interviews conducted in rural and urban areas at the end of 2002. There are ten separate datasets. The first four datasets were derived from the urban questionnaire. The first contains data about individuals living in urban areas. The second contains data about urban households. The third contains individual-level economic variables copied from the initial urban interview form. The fourth contains household-level economic variables copied from the initial urban interview form. The fifth dataset contains village-level data, which was obtained by interviewing village leaders. The sixth contains data about individuals living in rural areas. The seventh contains data about rural households, as well as most of the data from a social network questionnaire which was presented to rural households. The eighth contains the rest of the data from the social network questionnaire and is specifically about the activities of rural school-age children. The ninth dataset contains data about individuals who have migrated from rural to urban areas, and the tenth dataset contains data about rural-urban migrant households. Dataset 1 contains 151 variables and 20,632 cases (individual urban household members). Dataset 2 contains 88 variables and 6,835 cases (urban households). Dataset 3 contains 14 variables and 37,818 cases, at least 6,835 of which are copies used to

Notes

- The public-use data files in this collection are available for access by the general public. Access does not require affiliation with an ICPSR member institution.
- The citation of this study may have changed due to the new version control system that has been implemented.

 Data Sharing for Demographic Research

This study was originally processed, archived, and disseminated by [Data Sharing for Demographic Research \(DSDR\)](#), a project funded by the Eunice Kennedy Shriver National Institute of Child Health and Human Development (NICHD).

128,478 Downloads \* Usage Report

260 Data-related Publications

Chinese Household Income Project, 2002 (ICPSR 21741)

Version Date: Aug 14, 2009 [Cite this study](#) | [Share this page](#)

Principal Investigator(s): [Li Shi](#), Unknown

Series:

- [Chinese Household Income Project Series](#)

<https://doi.org/10.3886/ICPSR21741.v1>

Version V1

Download ▾ Analyze Online

At A Glance Data & Documentation Variables **Data-related Publications** Export Metadata

Staff

More published analyses of the data in this study/series may exist. If you know of any not listed here, please [suggest a new citation](#).


Showing 1 to 50 of 260 entries.

Sort by: Title A-Z   [more options](#)

Type	Year	Citation
	2014	Wang, Xiaojun, Fleisher, Belton M., Li, Haizheng, Li, Shi <b>Access to college and heterogeneous returns to education in China.</b> <i>Economics of Education Review</i> , 42, 78-92. Full Text Options: <a href="#">DOI</a> <a href="#">WorldCat</a> <a href="#">Google Scholar</a> <a href="#">related studies/series</a> Export Options: <a href="#">RIS</a> <a href="#">EndNote</a>
	2009	Wang, Xiaojun, Fleisher, Belton M., Li, Haizheng, Li, Shi <b>Access to Higher Education and Inequality: The Chinese Experiment.</b> <i>Institute for the Study of Labor Discussion Paper</i> . No. 4030, Bonn, Germany: Institute for the Study of Labor (IZA). Full Text Options: <a href="#">Abstract</a> <a href="#">related studies/series</a> Export Options: <a href="#">RIS</a> <a href="#">EndNote</a>
	2015	Yang, G., Yang, X. <b>Analyzing the validity of quenched mean-field</b>

Notes

- The public-use data files in this collection are available for access by the general public. Access does not require affiliation with an ICPSR member institution.
- The citation of this study may have changed due to the new version control system that has been implemented.

 Data Sharing for Demographic Research

This study was originally processed, archived, and disseminated by [Data Sharing for Demographic Research \(DSDR\)](#), a project funded by the Eunice Kennedy Shriver National Institute of Child Health and Human Development (NICHD).

128,478 Downloads \* Usage Report

260 Data-related Publications

# Access Data & Resources



## Download public-use microdata files in multiple formats:

- Stata
- R
- SPSS
- SAS
- Delimited
- ASCII

The screenshot shows the DSDR website interface. At the top, there are navigation tabs: "At A Glance", "Data & Documentation", "Variables", "Data-related Publications", and "Export Metadata". Below these is a table of data files with columns for "Name", "Size", "Preview", and "Download". The table lists several data waves (DS0 through DS6) with their respective sizes in MB. A dropdown menu is open over the "Download" column, showing options for "Stata", "R", "SPSS", "SAS", "Delimited", and "ASCII". The "Stata" option is highlighted with a red box. Other options include "Frequencies [PDF]", "ASCII + Stata Setup", "ASCII + SAS Setup", and "ASCII + SPSS Setup".

Name	Size	Preview	Download
DS0 Study-Level Files	1 MB		
DS1 Wave I: In-Home Questionnaire, Public Use Sample	252 MB		
DS2 Wave I: Public Use Contextual Database	9 MB		
DS3 Wave I: Network Variables	104 MB		
DS4 Wave I: Public Use Grand Sample Weights	3 MB		
DS5 Wave II: In-Home Questionnaire, Public Use Sample	197 MB		
DS6 Wave II: Public Use Contextual Database	6 MB		

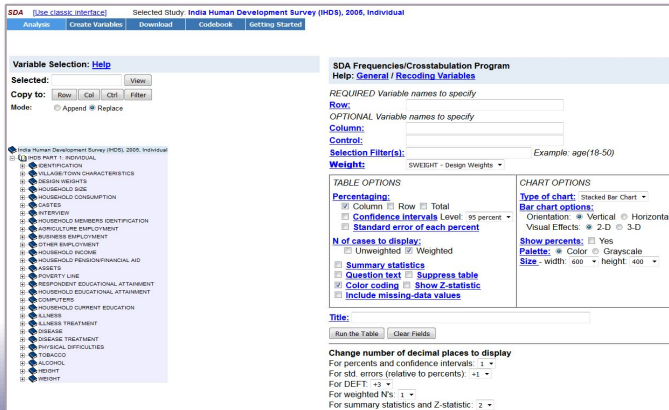
# Options for Online Data Analysis<sup>†</sup>

## Full Analysis Capabilities (powered by SDA)

- Wide range of analysis options
- Allows for recoding and computing new variables

## Freqs/Crosstabs (Legacy)

- Streamlined interface for building tables



SDA [Use Classic Interface] Selected Study: India Human Development Survey (IHDS), 2005, Individual

Analysis Create Variables Download Codebook Getting Started

Variable Selection: [Help](#)

Selected: [View]

Copy to: [Row] [Col] [Cst.] [Filter]

Mode:  Append  Replace

SDA Frequencies/Crosstabulation Program  
Help: [General](#) / [Recoding Variables](#)

REQUIRED Variable names to specify  
Row: [ ]  
Column: [ ]  
Control: [ ]

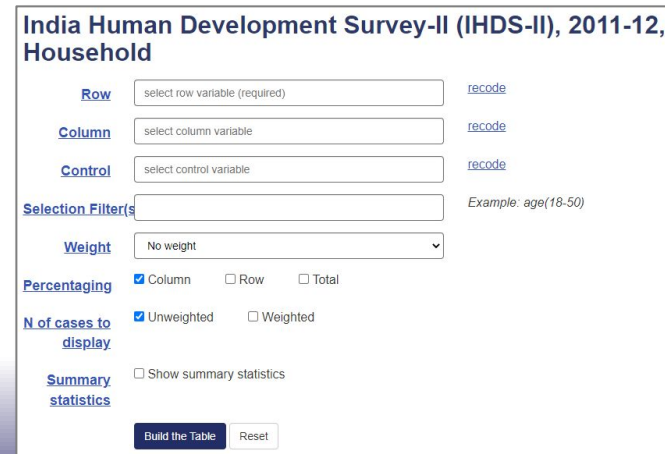
OPTIONAL Variable names to specify  
Selection Filter(s): [ ] Example: age(18-50)  
Weight: [ ]

TABLE OPTIONS  
Percentaging:  Column  Row  Total  
 Confidence Intervals Level: 95 percent  
 Standard error of each percent  
N of cases to display:  Unweighted  Weighted  
 Summary statistics  
 Question text  Suppress table  
 Color coding  Show Z-statistic  
 Include missing data values

CHART OPTIONS  
Type of chart:  Stacked Bar Chart  
Bar chart options:  
Orientation:  Vertical  Horizontal  
Visual Effects:  2-D  3-D  
Show percent(s):  Yes  
Palette:  Color  Grayscale  
Size: width: 600 height: 400

Title: [ ]

Change number of decimal places to display  
For percents and confidence intervals: 1  
For std. errors (relative to percents): -1  
For DREIT: -3  
For weighted N's: 1  
For summary statistics and Z-statistic: 2



India Human Development Survey-II (IHDS-II), 2011-12, Household

Row: [select row variable (required)] [recode](#)

Column: [select column variable] [recode](#)

Control: [select control variable] [recode](#)

Selection Filter(s): [ ] Example: age(18-50)

Weight: [No weight]

Percentaging:  Column  Row  Total

N of cases to display:  Unweighted  Weighted

Show summary statistics

<sup>†</sup> Available from Study Home page for select studies.



## Top Downloaded Studies<sup>†</sup>

- National Longitudinal Study of Adolescent to Adult Health (Add Health), 1994-2018 [Public Use]
- India Human Development Survey-I (2005), IHDS-II (2011-12), and the IHDS Panel (IHDS 2005, IHDS-II 2011-2012)
- Matlab [Bangladesh] Health and Socioeconomic Survey (MHSS), 1996
- The Mekong Island Population Laboratory (MIPopLab) (2000-06)
- Generations: A Study of the Life and Health of LGB People in a Changing Society, United States, 2016-2019
- TransPop, United States, 2016-2018

<sup>†</sup> February 1, 2023 - January 31, 2024. Includes downloads of data and documentation files.



## New Study Additions with LGBTQ Data<sup>†</sup>

- Generations: A Study of the Life and Health of LGB People in a Changing Society, United States, 2016-2019
- National Couples' Health and Time Study (NCHAT), United States, 2020-2021
- TransPop, United States, 2016-2018

<sup>†</sup> August 1, 2020 – January 31, 2024



## Other New Additions and Updates<sup>†</sup>

- Baby's First Years (BFY), New York City, New Orleans, Omaha, and Twin Cities, 2018-2021
- Los Angeles Family and Neighborhood Survey (L.A. FANS), Wave 2, Biomarker Data, 2006-2008
- Project Migrante: Health Status and Access to Health Care Among Migrants on Mexico's Northern Border, 2020-2021
- The New Immigrant Survey Series, United States, 2007-2009: Round 1 (NIS-2003-1) and Round 2 (NIS-2003-2) restricted-use data
- Tsogolo La Thanzi 2 (TLT-2), Malawi, 2015 [Healthy Futures]

<sup>†</sup> August 1, 2020 – January 31, 2024.



## Highlighted Health Data in DSDR

- India Human Development Survey (IHDS) (*2 studies and a Panel combining the two*)
- Los Angeles Family and Neighborhood Survey (L.A.FANS) (*14 studies*)
- National Longitudinal Study of Adolescent to Adult Health (Add Health), 1994-2018 [Public Use]
- National Survey of Adolescents Series (*4 studies*)
- NICHD Study of Early Child Care and Youth Development (SECCYD) (*4 studies*)



# Documentation Available

## Data Documentation

- Detailed study descriptions
- Suggested data citation
- Survey instruments and data collection measures (when provided)
- Codebooks
- Frequencies
- Data guides available: Chitwan Valley Family Study Series (CVFS), India Human Development Series (IHDS and IHDS-II), and Add Health

## Data-related Bibliography

- Journals, reports, books, book chapters, dissertations
- Searchable by study, author, title, year
- Over 43,800 publications related to studies in DSDR
- Full text options available for many journals and reports



# Three Options for Accessing Restricted Data

**#1**

**ICPSR sends data to  
researchers via  
encrypted download**

**#2**

**Researchers come  
*electronically* to data  
via ICPSR's Virtual  
Data Enclave (VDE)**

**#3**

**Researchers come *in  
person* to data via  
ICPSR's Physical  
Data Enclave (PDE)**

***For all access methods, researchers must follow protocols for protecting human subjects.***



# Share Data & Data-Related Resources



# Reasons to Deposit Data with DSDR

- Advance science by making data available for secondary analysis
- Meet funding requirements
- Long-term, secure preservation
- Dissemination: exposure to a broad range of audiences
- Persistent identifiers to aid in data discoverability
- Data curation to enhance & add value
- Disclosure Risk Review
- Bibliography of data-related citations
- Announcements publicizing data
- Ongoing support for researchers
- Deposit consultations



# Deposit Options

## Standard

- Data and documentation deposited exclusively with DSDR
- DSDR becomes sole source of data
- Restricted data must be standard deposit

## Mirror

- The same data and documentation are available from multiple archives; one authoritative source
- Public access only
- Reach international researchers who speak different languages

## Variable Metadata

- Variables become searchable through DSDR while data and documentation remain at study site
- On-going studies with frequent updates

## Study Metadata

- Union Catalog
- Data available from another source becomes discoverable through DSDR
- Researchers can search and compare studies



# Data Submissions to DSDR

DSDR acquires research data, study and variable-level metadata, scales and researcher syntax related to **maternal and child health**, **health disparities**, and the **human lifecycle** within the following priority areas set by NICHD:

## #1

Data resulting from support by the NICHD Population Dynamics Branch (PDB)

## #2

Data that provide opportunities for researchers working within the scientific scope of the NICHD PDB that were supported by sources other than the NICHD PDB

## #3

Data resulting from support by the NICHD Division of Extramural Research from sources other than the PDB, with an emphasis on behavioral and social science research data



# Help with NIH Data Management & Sharing Plans

- **Letters of Support** (send requests to [DSDR@icpsr.umich.edu](mailto:DSDR@icpsr.umich.edu))
- Available from the ICPSR [Share NIH Data](#) page:
  - **Template NIH DMS Plan**: includes information on sharing NIH data with DSDR/ICPSR (copy and paste language)
  - **Budgeting**: get a curation cost estimate from ICPSR
    - Allow 10 business days for an estimation
  - **Webinar recordings**



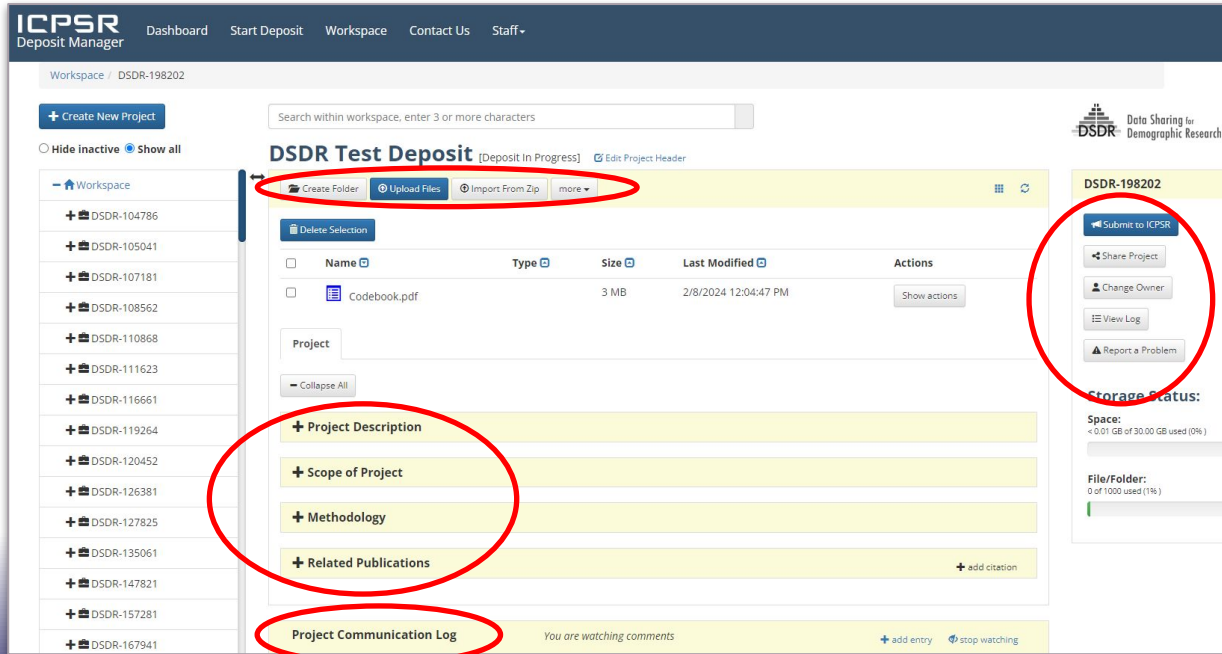
ICPSR [Share  
NIH Data](#)  
Page

# What to Include in Your Deposit

- Data Files
  - Quantitative: SPSS, Stata, or SAS submissions encouraged with defined variable labels, value labels, and missing data codes.
  - Qualitative, video data, images, and geo-spatial data also accepted
- Documentation
  - Codebooks (data dictionaries), data collection instruments, and guides
  - Respondent consent form, project summaries, and data-related citations
- Study Description (Metadata)
  - Required: Study title, principal investigator(s), summary
  - Suggested: study design, sample, methodology



# Deposit Manager Workspace



The screenshot shows the ICPSR Deposit Manager interface. The top navigation bar includes 'Dashboard', 'Start Deposit', 'Workspace', 'Contact Us', and 'Staff'. The main workspace is titled 'DSDR-198202' and contains a search bar and a 'Create New Project' button. A sidebar on the left lists various workspace IDs. The main content area shows a table with one file, 'Codebook.pdf', and a 'Project' section with expandable fields: 'Project Description', 'Scope of Project', 'Methodology', and 'Related Publications'. A 'Project Communication Log' is visible at the bottom. On the right, a sidebar shows 'Storage Status' and a 'Submit to ICPSR' button. Red circles highlight the 'Upload Files' button, the 'Submit to ICPSR' button, and the 'Project Description' field.

- Begin on DSDR Deposit page
- Customizable workspaces
- Study metadata
- Ability to save work
- Status tracking
- Communication log

# 20 Years of DSDR

**800+**

**studies** (data accessible through DSDR)

**170+**

**union catalogs** (data accessible outside DSDR)

**>1 million**

**searchable variables**

**43k+**

**data-related publications**



# Looking to the Future...

- New data:
  - Additional datasets for The Chitwan Valley Family Study series
  - Additional Age 1 and Age 2 datasets for Baby's First Years
  - Additional datasets for The New Immigrant Survey series
- Developing more resources to help researchers with:
  - Human subject protection and disclosure risk mitigation
  - Meeting NIH Data Sharing and Management Policy requirements
- New types of data: Video data, Images, Qualitative
- Additional data guides



# Connect with DSDR



Linktree:  
[@DSDRdata](#)

**Researcher Support**

(734) 763-8937

[DSDR@icpsr.umich.edu](mailto:DSDR@icpsr.umich.edu)

Stop by and see us in  
Booth 209 during the  
PAA Annual Meeting  
April 17-20

Subscribe to **DSDR News** for the latest updates!

