



NACDA Website or NACDA Portal – A Tour of Varying Data on Aging Resources

Data Resources from NACDA - the Aging Archive at ICPSR

Love Data Week Webinar

Feb 2025

NACDA Data Project Manager Kathryn Lavender

ICPSR

Whose Data Is It, Anyway?

Time Method	▼		
Time Period	▼		
Recent Releases	▼		
Funding Agency	▼		
Thematic Collection	^		
OpenICPSR	(9,032)		
Inter-university Consortium for Political and Social Research (ICPSR)	(6,554)		
National Archive of Criminal Justice Data (NACJD)	(3,363)		
National Archive of Computerized Data on Aging (NACDA)	(497)		
National Addiction & HIV Data Archive Program (NAHDAP)	(342)		
Hide	view all		
Data Availability	▼		
Classifs	▼		
4.	HUD 50th Percentile Rents	DATA LUMIOS	2025-02-09
	United States Department of Housing and Urban Development		
5.	National Fire Incident Reporting System, U.S. Fire Administration	DATA LUMIOS	2025-02-09
	U.S. Fire Administration		
6.	HUD American Housing Survey 1973-2007	DATA LUMIOS	2025-02-09
	United States Department of Housing and Urban Development; United States Department of Commerce. Bureau of the Census		
7.	FEMA USA Structures State GDB	DATA LUMIOS	2025-02-09
	FEMA		
8.	National Survey of Substance Abuse and Treatment Services	DATA LUMIOS	2025-02-09
	SAMSHA		
9.	ECIN Replication Package for A Reappraisal of Real-Time Forecasts of the Real Price of Oil	OPEN ICPSR	2025-02-09
	Benyo, Eric; Ellwanger, Reinhard; Snudden, Stephen		
10.	Teacher Beliefs About Race, Empathy, and Black Boys: S-TEAAM 2.0	OPEN ICPSR	2025-02-09
	Warren, Chezare; Wellborn-Watts, Carla; Herd, Tim		
11.	Public Assistance Second Appeals Tracker, FEMA	DATA LUMIOS	2025-02-09
	FEMA		
12.	Non-Disaster and Assistance to Firefighter Grants, FEMA	DATA LUMIOS	2025-02-09
	FEMA		


The National Archive of Computerized Data on Aging (NACDA)


- More than 40 years of experience
- Part of ICPSR
- Funded by the National Institute on Aging (NIA)
- Free to use
- Mostly quantitative data


nacda-aging.org


ICPSR


About NACDA
Data on Aging





 Began as a **research concept** in 1978/79 by the Administration on Aging

 Funded in **1984** by the National Institute on Aging

 **28 public use datasets** first offered on the internet in **1992**

 Now **over 13,000 datasets** are available!


Deposit - Share - Preserve


Download - Analyze - Cite

Do You Have Access to ICPSR and NACDA Resources?

Yes!

- Member access
- Federally-funded archives
- Self-published data resources
- Both/all are accessible using your Researcher Passport account

*If you have navigated ICPSR's site, or another ICPSR archive, you can navigate the others seamlessly – they provide consistent data products.

NACDA Homepage

NACDA National Archive of Computerized Data on Aging Log In/Create Account

🏠 Search Data and Site ▾ Deposit Data ▾ About ▾ More Data Resources ▾



About Us

- The National Archive of Computerized Data on Aging (NACDA), located within ICPSR, is funded by the National Institute on Aging. NACDA's mission is to advance research on aging by helping researchers to profit from the under-exploited potential of a broad range of datasets.
- NACDA acquires, preserves, and shares data relevant to gerontological research. We curate data and documentation to promote effective research use, facilitate data sharing across the research community, and provide data user support for our hosted data collections.
- By providing free access to the largest library of electronic data on aging in the United States, NACDA offers opportunities for secondary analysis on major issues of scientific and policy relevance.
- NACDA consists of a team of professional researchers, archivists and technicians who work together to obtain, curate, share, and promote data relevant to aging research.

Statistics



[1,642 studies](#)



[1,190,736 variables](#)



[37,770 publications](#)



[NACDA Colectica Portal](#)



[Podcasts and Researcher Interviews](#)

News and Announcements

- [NACDA - Love Data Week Webinar - Feb 13, 2025](#)
- [NACDA Winter 2025 Newsletter](#)
- [Happy Holidays! NACDA Support Closed](#)

[More Announcements >>](#)

[Subscribe to News](#)

Search for Data Resources

Search by:

- Keyword
- Phrase
- PI name
- Related Publication
- Acronym
- Study title
- Variable
- And more!

Search

Search

[view all](#)

Browse NACDA Data

- [New/Updated within the last 90 days](#)
- [Funded by the National Institute on Aging](#)
- [All Series Data](#)
- [All Restricted-Use Data](#)
- [All studies in the variables database](#)

Statistics



[1,629 studies](#)



[1,142,902 variables](#)



[36,590 publications](#)

How to Search Effectively

- Search by keyword:
`dementia, "retirement planning"`
or by entering a research question:
`how many people are caregivers?`
- Use quotes for phrase searches; use the minus sign to remove items from results:
`"leisure activities" -"sporting events"`
- A Boolean "and" is inferred for multiple search terms.
- [Stemming](#) is automatic; do not use an asterisk.
- Search is not case-sensitive.

Search for Specific Variables

The Social Science Variables Database enables users to search for variables across datasets, compare results, and download data.

Search

Most Downloaded

1. [Midlife in the United States \(MIDUS 1\), 1995-1996](#)
2. [Midlife in the United States \(MIDUS 2\), 2004-2006](#)
3. [Midlife in the United States \(MIDUS 2\): Biomarker Project, 2004-2009](#)
4. [Midlife in the United States \(MIDUS 3\), 2013-2014](#)
5. [National Health and Nutrition Examination Survey \(NHANES\), 2005-2006](#)

Difference between a dataset and a study?

A **dataset** is a building block of a data collection or study. It is a file containing cases or observations, and the data collected for each case are presented in a grid format.

A **study** is a detailed investigation and analysis of subjects or situations. It is a collection of data containing one or more datasets, as well as codebooks, data collection instrument files, reports,

Related Publications

NACDA

National Archive of
Computerized Data on Aging

[Log In/Create Account](#)

[Home](#) [Search Data and Site](#) [Deposit Data](#) [About](#) [More Data Resources](#)

Filters

Pub. Year ^

from

to

Hide

Pub. Type ∨

Journal ∨

Author ∨

Study ∨

Search Results

Showing 1 - 16 of 16 results.

[View All](#)

[search tips](#) ∨

The search results in this tab are pulled from the [ICPSR Bibliography of Data-related Literature](#), a frequently-updated database of thousands of citations for publications that analyze data held at ICPSR.





[Studies \(15\)](#) [Data-related Publications \(16\)](#) [Variables \(65\)](#) [Series \(5\)](#) [NACDA Website \(0\)](#)





Related Studies/Series: Visible





Sort by:

Relevance ∨


Legend:

 Audiovisual Material
 Book
 Book Section
 Conference Presentation

 Document
 Electronic Source
 Journal Article
 Magazine Article

 Newspaper Article
 Preprint
 Report
 Thesis

Pub. Type **Pub. Year** **Citation**

 2003 Haynie, D.L., Giordano, P.C., Manning, W.D., Longmore, M.A. **Gender, Romance, and Delinquency Involvement.** *American Society of Criminology*. Denver, CO.

Export Options: [RIS](#) [EndNote](#)

Studies related to this publication:

- [National Longitudinal Study of Adolescent to Adult Health \(Add Health\), 1994-2018 \[Public Use\]](#) (ICPSR 21600)

Variable View – See the Data Before Downloading

Search Variables

Variables

- [H1IR22U S40Q22U 21 IDEAL ROMANCE-W1](#)
- [H1IR22V S40Q22V 22 ROMANCE ROSTER-W1](#)
- [H1IR22W S40Q22W 23 LIKED ROSTER-W1](#)
- [H1IR22X S40Q22X 24 CONTRACEPTION-W1](#)
- [H1IR22Y S40Q22Y 25 RELATIONSHIP INFO-W1](#)
- [H1IR22Z S40Q22Z 26 NONRELATIONSHIP INFO-W1](#)
- [H1IR22AA S40Q22AA 27 MOTIVE FOR BIRTHCONTROL-W1](#)
- [H1IR22BB S40Q22BB 28 TOBACCO, ALCOHOL, DRUGS-W1](#)
- [H1IR22CC S40Q22CC 29 DELINQUENCY SCALE-W1](#)
- [H1IR22DD S40Q22DD 30 JOINT OCCURRENCES-W1](#)
- [H1IR22EE S40Q22EE 31 FIGHTING AND VIOLENCE-W1](#)
- [H1IR22FF S40Q22FF 32 PHYSICAL DEVELOPMENT-W1](#)
- [H1IR22GG S40Q22GG](#)

series: [National Longitudinal Study of Adolescent to Adult Health \(Add Health\) Series](#)

study: [National Longitudinal Study of Adolescent to Adult Health \(Add Health\), 1994-2018 \[Public Use\]](#) / variable: H1IR22U

H1IR22U: S40Q22U 21 IDEAL ROMANCE-W1

Question: What topics did the respondent appear embarrassed about? Ideal Romantic Relationship

Value	Label	Unweighted Frequency	%
0	(0) No	472	7.3%
1	(1) Yes	102	1.6%
Missing Values			
6	(6) Refused	1	0.0%
7	(7) Legitimate skip (never embarrassed)	5926	91.1%
8	(8) Don't know	2	0.0%
.	-	1	0.0%
Total		6504	100%

Based upon 574 valid cases out of 6504 total cases.

Summary Statistics

- mode: 0.00
- median: 0.00
- minimum: 0.00
- maximum: 1.00
- mean: 0.18
- standard deviation: 0.38

Variable Type: numeric

Variable Search

Sort by:

Relevance




Select ▾

Compare

Var. Name	Label/Question Text	Var. Type	Dataset
<input type="checkbox"/> O2	<p><i>HOW SUCCESSFUL-ROMANCE & FAMILY LIFE?</i></p> <p><i>Taken from: Family Exchanges Study Wave 1, Philadelphia, Pennsylvania, 2008.</i></p>	numeric	DS4 - Offspring Dataset
<input type="checkbox"/> H1IR22U	<p><i>S40Q22U 21 IDEAL ROMANCE-W1</i></p> <p>What topics did the respondent appear embarrassed about? Ideal Romantic Relationship</p> <p><i>Taken from: National Longitudinal Study of Adolescent to Adult Health (Add Health), 1994-2018 [Public Use].</i></p>	numeric	DS1 - Wave I: In-Home Questionnaire, Public Use Sample
<input type="checkbox"/> H1IR22V	<p><i>S40Q22V 22 ROMANCE ROSTER-W1</i></p> <p>What topics did the respondent appear embarrassed about? Romantic Relationship Roster</p> <p><i>Taken from: National Longitudinal Study of Adolescent to Adult Health (Add Health), 1994-2018 [Public Use].</i></p>	numeric	DS1 - Wave I: In-Home Questionnaire, Public Use Sample
<input type="checkbox"/> H2RR1	<p><i>S21Q1 WOULD LIKE TO HAVE ROMANCE-W2</i></p> <p>How much would you like to have a romantic relationship in the next year?</p> <p><i>Taken from: National Longitudinal Study of Adolescent to Adult Health (Add Health), 1994-2018 [Public Use].</i></p>	numeric	DS5 - Wave II: In-Home Questionnaire, Public Use Sample
<input type="checkbox"/> H2RR2A	<p><i>S21Q2 PAST 18 MONTHS, HAD ROMANCE-W2</i></p> <p>In the last 18 months since {MONTH, YEAR} have you had a romantic relationship with any one?</p> <p><i>Taken from: National Longitudinal Study of Adolescent to Adult Health (Add Health), 1994-2018 [Public Use].</i></p>	numeric	DS5 - Wave II: In-Home Questionnaire, Public Use Sample

Searching NACDA for Data Resources

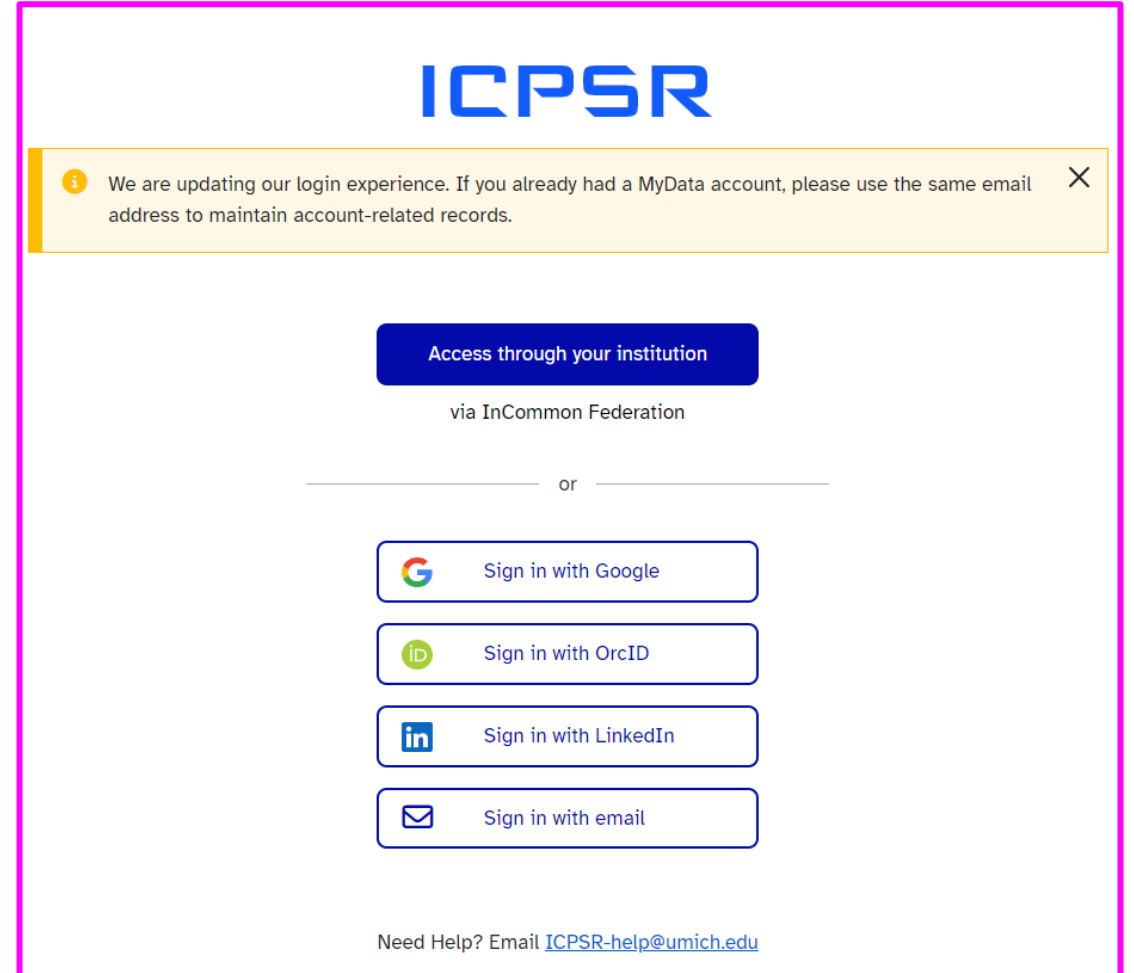
(from nacda-aging.org site search)



- [Search for “relationships”](#)
 - Approx. **1300 study results** with this specific term
 - **1755 related publications** with this term in the title
 - Over **14,000 variables** with this terms in the variable metadata
- Often, more relevant results can be found by using specific measures, terms from questions about a topic, etc.
 - [Search for “lovers”](#) – 155 study results; 4 related publications; over 650 variables
 - [Search for “ex-wife”](#) - 22 study results; 0 related publications; 189 variables
 - [Search for “ex-husband”](#) - 27 study results; 142 variables
 - [Search for “same sex”, “partner”](#) – 255 study results; 6 related pubs.; 350 variables

To Download Public-Use Data from NACDA and ICPSR...

- You *must*:
 - Be logged in to your Researcher Passport account
 - Agree to the Terms of Use



The screenshot shows the ICPSR login interface. At the top center is the ICPSR logo in blue. Below it is a yellow notification banner with an information icon and the text: "We are updating our login experience. If you already had a MyData account, please use the same email address to maintain account-related records." Below the banner is a dark blue button labeled "Access through your institution" with the text "via InCommon Federation" underneath. A horizontal line with "or" in the center separates this from a vertical stack of four light blue buttons: "Sign in with Google" (with the Google logo), "Sign in with OrcID" (with the OrcID logo), "Sign in with LinkedIn" (with the LinkedIn logo), and "Sign in with email" (with an envelope icon). At the bottom of the page, there is a link: "Need Help? Email ICPSR-help@umich.edu".

How to Access & Download Specific Data

1. American Changing Lives (ACL)

- Available as Both Public and Restricted Use

- Navigate to the [study page](#)
- Bring your cursor to the 'Download' button and browse options according to your available software/software of choice
- To download a specific file, as opposed to the entire study, click on the 'Data & Documentation' tab and choose your file

Explore Data Analyze Online (SDA) Download Access Restricted Data

Documentation Only
SAS
SPSS
Stata
R
ASCII
Delimited

At A Glance Data & Documentation Variables Data-related Publications Export Me

Project Description

Alternate Title ?
ACL

Summary ?
The Americans' Changing Lives (ACL) survey series is an ongoing, nationally representative, longitudinal study focusing especially on differences between Black and White Americans in middle and late life. These data constitute the first, second, third, fourth, fifth, and sixth waves in a panel survey covering a wide range of sociological, psychological, mental, and physical health items. Wave I of the study began in 1986 with a nation face-to-face survey of 3,617 adults ages 25 and up, with Black Americans and people aged 60 and over over-sampled at twice the rate of the others. Wave II constitutes face-to-face re-interviews in 1989 of those still alive. Survivors have been re-interviewed by telephone, and when necessary face-to-face, in 1994 (Wave III), 2001/02 (Wave IV), 2011 (Wave V), and 2021 (Wave VI).

ACL was designed and sought to investigate the following: (1) The ways in which a wide range of activities and social relationships that people engage in are broadly "productive," (2) how individuals adapt to acute life events and chronic stresses that threaten the maintenance of health, effective

5,494 Downloads *
Usage Report
* past three years

555 Data-related Publications

Notes

The public-use data files in this collection are available for access by the general public. Access does not require affiliation with an ICPSR member institution.

One or more files in this data collection have special restrictions. Restricted data files are not available for direct download from the website; click on the Restricted Data button to learn more.

ACL Restricted Data

- Select the “Access Restricted Data” button and follow the prompts and instructions
- The restricted data cannot be downloaded from the site or using a secure link – they are only accessible in the Virtual Data Enclave (VDE)

NACDA National Archive of Computerized Data on Aging Log In/Create Account

Search Data and Site | Deposit Data | About | More Data Resources | Search Data and Site | Search

Americans' Changing Lives: Waves I, II, III, IV, V, and VI, 1986, 1989, 1994, 2002, 2011, and 2021 (ICPSR 4690)

Version Date: Dec 12, 2024 | Cite this study | Share this page

Principal Investigator(s):
[James S. House](#), University of Michigan. Institute for Social Research. Survey Research Center; [Sarah A. Burgard](#), University of Michigan. Institute for Social Research. Survey Research Center.; [Margaret T. Hicken](#), University of Michigan. Institute for Social Research. Survey Research Center.; [Paula M. Lantz](#), University of Michigan. Gerald R. Ford School of Public Policy.

Series:

- [Sensory Aging Series](#)

<https://doi.org/10.3886/ICPSR04690.v10>

Version V10 ([see more versions](#))

Explore Data | Analyze Online (SDA) | Download | **Access Restricted Data**

At A Glance | Data & Documentation | Variables | Data-related Publications | Export Metadata

Project Description

Alternate Title ?
ACL

Summary ?
The Americans' Changing Lives (ACL) survey series is an ongoing, nationally representative, longitudinal study focusing especially on differences between Black and White Americans in middle and late life. These data constitute the first, second, third, fourth, fifth, and sixth waves in a panel survey covering a wide range of sociological, psychological, mental, and physical health items. Wave I of the study began in 1986 with a nation face-to-face survey of 3,617 adults ages 25 and up, with Black Americans and people aged 60 and over over-represented relative to the rest of the population. Wave II constitutes four to five years

5,500 Downloads
[Usage Report](#)
* past three years

555 Data-related Publications
[Data-related Publications](#)

Notes

The public-use data files in this collection are available for access by the general public. Access does not require affiliation with an ICPSR member institution.

One or more files in this data collection have special restrictions. Restricted data files are not available for direct download from the website: click on the Restricted Data

2. The WALLET Study

– A NACDA-OAR/OpenICPSR Example

OPENICPSR Find Data Share Data Repositories My Account ▾

Find Data / The WALLET Study: Wealth Accumulations & Later-life Losses in Early cognitive Transitions 2020-2023

The WALLET Study: Wealth Accumulations & Later-life Losses in Early cognitive Transitions 2020-2023

Principal Investigator(s): Peter Lichtenberg, Wayne State University

Version: V1

Name	File Type	Size	Last Modified
WALLET Database 150n_281v_Nov032024.sav	application/x-spss-sav	212.5 KB	11/21/2024 04:16:AM
WALLET Study Codebook.pdf	application/pdf	47.5 KB	07/08/2024 05:22:AM
WALLET Study Final Report.pdf	application/pdf	2 MB	06/21/2024 06:39:AM
WALLET Study Questionnaires.pdf	application/pdf	3.6 MB	05/22/2024 09:58:AM

NACDA/OAR

[DOWNLOAD THIS PROJECT](#)

Usage Metrics

Overall Project Metrics

45 Views	1 Downloads	0 Publications
--------------------	-----------------------	--------------------------

[Download Detailed Metrics](#)

- Navigate to the [study page](#)
- Select ‘Download This Project’ on the far right of the page
- To download individual files, click on filename hyperlinks then select “download this file”
- We just interviewed the PI of this study – check it out on our [YouTube](#)

3. National Poll on Healthy Aging (NPHA)












-A Series of Data Hosted within NACDA and NACDA-OAR

National Poll on Healthy Aging (NPHA), [United States], March 2018

Principal Investigator(s):  Preeti Malani, University of Michigan; Jeffrey Kullgren, University of Michigan; Erica Solway, University of Michigan

Version:  V2



Name 	File Type 	Size 	Last Modified 
 NPHA Wave3 March2018.dat	text/plain	978.1 KB	01/15/2021 01:12:PM
 NPHA Wave3 March2018.dta	application/x-stata	4.5 MB	01/15/2021 01:13:PM
 NPHA Wave3 March2018.rdata	text/plain	1.5 MB	11/10/2020 11:22:AM
 NPHA Wave3 March2018.sas	application/x-sas	52.7 KB	11/10/2020 11:27:AM
 NPHA Wave3 March2018.sav	application/x-spss-sav	665.8 KB	11/10/2020 11:38:AM
 NPHA Wave3 March2018.sps	text/x-spss-syntax	38.5 KB	11/10/2020 11:27:AM
 NPHA Wave3 March2018 Codebook.pdf	application/pdf	3.1 MB	01/15/2021 01:08:PM

 DOWNLOAD THIS PROJECT

Usage Metrics

Overall Project Metrics

1246

Views

72

Downloads

7

Publications

[Download Detailed Metrics](#)

Published Versions

[V2 \[2021-06-11\]](#)

[V1 \[2021-01-15\]](#)

All current [waves of the data](#) are available for download

Select a wave/year and the hyperlink will take you to the [study page](#). The image on the right shows the Wave 3 data

Depending on whether you would like to download files or a single file, repeat the processes described in past slides and either click on the 'Download This Project' tab or the individual data file

For more about the story behind NPHA, check out our [podcast](#) about it

4a. National Health and Aging Trends Study (NHATS)

-An Example of an External Resource

- NACDA helps make [NHATS discoverable](#) as an external resource – we **do not host** these data. Read the NHATS description to familiarize yourself with the study
- Access the [NHATS site](#) from the link provided on our study page
- [Select “Researchers”](#) then the ‘Data’ tab; you will be prompted to register as a new user or login before being able to access the data
- Once you have registered and logged in, navigate to the ‘Public Use Files’ and download the SAS, ZIP and/or TIFF images for whichever round(s) you require

The screenshot shows the NHATS website interface. At the top, there are logos for NHATS (National Health & Aging Trends Study) and NSOC (National Study of Caregiving). Navigation links include Home, NHATS, NSOC, Data, Publications, Trends, and About. A 'LOG IN' button is visible. The main heading is 'Welcome Researchers', followed by a paragraph explaining the website's purpose and a link to www.mynhats.org. Below this is another navigation bar with 'Data' highlighted. The 'Public Use Files' section is shown with a back arrow icon and a description: 'Each SAS and Stata ZIP file contains data files, codebooks, format statements (SAS only) and a README file. The Clock ZIP file contains individual TIFFs of clock drawings.' At the bottom, there is a table with three columns: 'ROUNDS', 'Annual Data Files', and 'Clock Drawing Images'. The 'ROUNDS' column contains the number '13'. The 'Annual Data Files' column has two buttons: 'SAS' and 'STATA'. The 'Clock Drawing Images' column has a 'TIFF' button.

ROUNDS	Annual Data Files	Clock Drawing Images
13	SAS STATA	TIFF

4b. NHATS Restricted Files and Other Sensitive Files

The screenshot shows the top navigation bar of the NHATS website. On the left, there are logos for 'nhats National Health & Aging Trends Study' and 'nsoc National Study of Caregiving'. On the right, there are links for 'Home', 'NHATS', 'NSOC', and 'Data'. Below the navigation bar is a light blue header with the title 'Sensitive & Restricted Files'. A dropdown menu is open, listing several options: 'Overview', 'NSOC & Other Sensitive Files', 'Application Process for NSOC & Other Sensitive Files', 'Restricted Files', 'Application Process for Restricted NHATS Files', and 'Application Process for Restricted CMS Files'. The 'Restricted Files' option is highlighted in dark blue and includes a brief description: 'Restricted files include information made available by NHATS and NSOC, including geographic data and other linkages, and data made available by the Centers for Medicare and Medicaid Services (CMS)'. Below this description are two sub-links: 'Restricted NHATS Files' and 'Restricted CMS Files'.

Defer to the [NHATS site directions](#) on how to access.

5. Puerto Rican Elder: Health Conditions (PREHCO) Project Series – An Example of Data Hosted by Different ICPSR Archives

- The [PREHCO Series Page](#) is a convenient way to see all PREHCO studies
- PREHCO data are hosted by the [Data Sharing for Demographic Research \(DSDR\) archive](#) and NACDA – this means something internally to ICPSR, but for secondary researchers there are no differences to how you would access these files
- Follow similar steps as in past slides: use the ‘Download’ tab and choose your format depending on your preferred software choice; otherwise, click on the ‘Data & Documentation’ tab to download individual files.

Study Title/Investigator	Released/Updated
1. Puerto Rican Elder: Health Conditions (PREHCO) Project, 2021-2022 (ICPSR 39091) Crowe, Michael; Dávila-Roman, Ana Luisa	2024-07-01
2. Puerto Rican Elderly: Health Conditions (PREHCO) Project, 2002-2003, 2006-2007 (ICPSR 34596) Palloni, Alberto; Luisa Davila, Ana; Sanchez-Ayendez, Melba	2013-09-13

6. Health and Aging in Africa: A Longitudinal Study of an INDEPTH Community in South Africa (HAALSI)

– Data Available from NACDA/ICPSR and Harvard Dataverse

Version Date: Mar 13, 2023 [Cite this study](#) | [Share this page](#)

Principal Investigator(s):

[Lisa F. Berkman](#), Harvard T.H. Chan School of Public Health

<https://doi.org/10.3886/ICPSR36633.v4>

Version V4 ([see more versions](#))

- [V4](#) [2023-03-13]
- [V3](#) [2020-11-05] unpublished
- [V2](#) [2017-10-30] unpublished

Explore Data

Analyze Online (SDA)

Download

At A Glance

Data & Documentation

Variables

Data-related Publications

Export Metadata

Project Description

Alternate Title

2,742

Downloads *

[Usage Report](#)

* past three years

194

[Data-related](#)

[Publications](#)

Notes

- Navigate to the [HAALSI study page](#)
- Download files from NACDA/ICPSR following the steps outlined in the previous slides; all waves of HAALSI are contained within a single, longitudinal dataset
- **Tip:** ICPSR study pages also provide links to where you can find past versions of a study
- Under the **‘Project Description’** section, the study page includes the link to access Harvard’s Dataverse

Demographic information includes age, sex, income, education, marital status, number of children, and employment.

[Harvard dataverse](#) hosts an additional restricted-use dataset which compliments this collection, the HAALSI Baseline HIV Biomarker Data; users interested in obtaining these data must request access based on the terms outlined in the data use agreement.

Accessing HAALSI from Harvard Dataverse

HARVARD
Dataverse

Add Data ▾ Search ▾ About User Guide Support Sign Up Log In

HAALSI Survey Dataverse Health and Aging in Africa: A Longitudinal Study of an INDEPTH Community in South Africa
(Harvard T.H. Chan School of Public Health)

Harvard Dataverse > Harvard Center for Population and Development Studies Dataverse >

Contact Share

Search this dataverse... Advanced Search

Dataverses (0)
 Datasets (14)
 Files (72)

Publication Year
2024 (2)
2023 (3)
2022 (1)
2021 (2)
2020 (1)
More...

License
Custom Terms (12)
CC0 1.0 (2)

Subject
Medicine, Health and Life Sciences (14)
Social Sciences (6)

Author Name
Harvard Center for Population and Development Studies (12)
Harvard Center for Population and Development Studies (12)

1 to 10 of 14 Results Sort ▾

HAALSI Tanzania
Jul 30, 2024
Harvard Center for Population and Development Studies, 2024, "HAALSI Tanzania", <https://doi.org/10.7910/DVN/9EH23J>, Harvard Dataverse, V1, UNF:6:LP/E0XdpEjYqfjqBYp1UGw== [fileUNF]
Dar es Salaam Urban Cohort Study (DUCS) demographic information was used to randomly sample 4000 women and men aged 40 years or older for an in-depth survey of social, economic, and health characteristics, including the prevalence of major chronic conditions, disability, and phys...

HAALSA COVID-19 Serology Data
Jul 12, 2024
Harvard Center for Population and Development Studies, 2024, "HAALSA COVID-19 Serology Data", <https://doi.org/10.7910/DVN/LVMQE7>, Harvard Dataverse, V1, UNF:6:FCxOrZ5UlouuY0x4uh3bg== [fileUNF]
The HAALSA COVID-19 Serology Data contains information on Roche Anti-Nucleocapsid Antibody testing conducted on HAALSA participants during Wave 3 data collection (July 2021-March 2022)

HAALSI Wave 3 Survey
Jan 30, 2024
Harvard Center for Population and Development Studies (Harvard T.H. Chan School of Public Health), 2023, "HAALSI Wave 3 Survey", <https://doi.org/10.7910/DVN/Q2JFPV>, Harvard Dataverse, V2
The Health and Aging in Africa: A Longitudinal Study of an INDEPTH Community in South Africa (HAALSI) study is a population-based survey implemented by the Harvard Center for Population and Development Studies and the MRC/Wits Rural Public Health and Health Transitions Research U...

- HAALSI is available from [Dataverse](#) by wave, cohort, supplement, and for specific measures
- If you are interested in learning more about HAALSI, we have a [recorded webinar](#) about it on our YouTube playlist

ICPSR Data and Documentation File Formats

- SPSS
- Stata
- SAS
- R
- ASCII + Setup
- PDF
- Excel
- Plain Text

*These are ICPSR's standard for quantitative data.

What the Download Looks Like

Extract C:\Users\kfrania\Downloads\ICPSR_38570-V1.zip\ICPSR_38570

File File Home Share View Compressed Folder Tools

< > < > v ↑ > This PC > Downloads > ICPSR_38570-V1.zip > ICPSR_38570

★ Qui ★ Quick access

- Desktop
- Downloads
- Documents
- Pictures
- Creative Cloud Files
- OneDrive
- This PC
- 3D Objects
- Desktop
- Documents
- Downloads
- Music

Name	Type	Compressed size	Password p...	Size	Ratio
DS0001	File folder				
DS0002	File folder				
DS0003	File folder				
DS0004	File folder				
DS0005	File folder				
DS0006	File folder				
DS0007	File folder				
DS0008	File folder				
38570-descriptioncitation.html	Chrome HTML Document	3 KB	No	7 KB	61%
38570-Documentation-ConstructC...	Adobe Acrobat Document	510 KB	No	571 KB	11%
38570-Documentation-Publication...	Adobe Acrobat Document	398 KB	No	472 KB	16%
38570-manifest.txt	Text Document	4 KB	No	14 KB	77%
38570-related_literature.txt	Text Document	1 KB	No	2 KB	43%
38570-Report.pdf	Adobe Acrobat Document	344 KB	No	393 KB	13%
TermsOfUse.html	Chrome HTML Document	3 KB	No	6 KB	59%

Summary of Data Access Examples



- NACDA is the **aging archive** within ICPSR and hosts **data on aging**
- We host data for secondary analysis, and sometimes only metadata in order to aid discoverability
- Whether the data are hosted by different archives within ICPSR, the data are curated or self-published, public-use or restricted-use, or we are only showing how to get to an external resource – **study pages contain similar information**
- You must be a registered user and agree to the terms of use to download data

How to Cite the Data

Refer to the Study Homepage – At a Glance section - Citation

This collection includes an in-person interview (baseline/global), additional device collection (EMA, EAR, Actical), and Leave Behind Questionnaire. These data provide information on how social partners contribute to emotional, physical and cognitive experiences and to daily and global well-being. Demographic information includes age, race, ethnicity, gender, marital status, living arrangement, and education level.

Citation



Fingerman, Karen L., Charles, Susan T., and Birditt, Kira S. Daily Experiences and Well-being in Late Life, Austin, Texas, 2016-2017. Inter-university Consortium for Political and Social Research [distributor], 2022-11-28.

<https://doi.org/10.3886/ICPSR38570.v1>

Export Citation:

- [RIS](#) (generic format for RefWorks, EndNote, etc.)
- [EndNote](#)

Funding

United States Department of Health and Human Services. National Institutes of Health. National Institute on Aging (R01AG046460), United States Department of Health and Human Services. National Institutes of Health. Eunice Kennedy Shriver National Institute of Child Health and Human Development (P2CHD042849)

Geographic Coverage

United States

Texas

Austin

Have You Used ICPSR Data? Submit Your Citation to Us!

Email us using

icpsr-nacda@umich.edu
OR [use our ICPSR citation submission form](#) that provides the citation directly to our bibliography team.

National Longitudinal Study of Adolescent to Adult Health (Add Health), 1994-2018 [Public Use] (ICPSR 21600)

Version Date: Feb 9, 2022 [Cite this study](#) | [Share this page](#)

Principal Investigator(s):

[Kathleen Mullan Harris](#), University of North Carolina at Chapel Hill; [J. Richard Udry](#), University of North Carolina at Chapel Hill

Series:

- [National Longitudinal Study of Adolescent to Adult Health \(Add Health\) Series](#)

<https://doi.org/10.3886/ICPSR21600.v24>

Version V24 ([see more versions](#))

Download ▾ Analyze Online

At A Glance Data & Documentation Variables **Data-related Publications** Export Metadata

More published analyses of the data in this study/series may exist. If you know of any not listed here, please [suggest a new citation](#). For more information about the types of publications collected here, and the criteria we consider when adding them, read more [About the ICPSR Bibliography](#).

Showing 1 to 50 of 6114 entries. **Sort by:** Title A-Z **Refine:** GO [more options](#)

Related Studies/Series: Visible

Legend:

Audiovisual Material	Document	Newspaper Article
Book	Electronic Source	Report
Book Section	Journal Article	Thesis
Conference Presentation	Magazine Article	

1,067,048

Downloads *

[Usage Report](#)

* past three years

6,114

[Data-related Publications](#)

Notes

- The public-use data files in this collection are available for access by the general public. Access does not require affiliation with an ICPSR member institution

Instructional Resources

- [Gender and Racial Differences in Teens' Attitudes about Sexuality: A Data-Driven Learning Guide](#) - Inter-university Consortium for Political and Social Research

Your publication will be linked to the data you used and become part of our bibliography database!

You can also find the option to suggest a citation from any study page – data-related publications tab.

Another Way to Discover Data – NACDA Colectica Portal

NACDA-ICPSR

Search

Explore

Baskets **0**

Admin

Log in

Welcome to the NACDA-ICPSR Colectica Portal!

The NACDA-ICPSR Portal facilitates efficient comparisons of **longitudinal data**, focusing on data on aging populations. The Portal is based on the [DDI metadata standard](#) and is powered by [Colectica software](#).

The NACDA-ICPSR Portal is supported by the **National Institute on Aging** U24AG056918, and is managed by NACDA staff. The [National Archive of Computerized Data on Aging \(NACDA\)](#) is part of ICPSR; find out more and discover thousands of **FREE** data resources by visiting our sites!

Discover more [Longitudinal Data Portals](#), such as for the [Midlife in the United States Study \(MIDUS\)](#) by visiting the Colectica website.

Please note that the credentials required below are independent from your ICPSR MyData credentials.

Please contact us at icpsr-nacda@umich.edu for questions about the Portal.

Email

Password

Remember me

Log in

[Register as a new user?](#)

[Forgot your password?](#)

Your login credentials for the portal are not the same as your MyData login credentials (unless you make them that way).

NACDA Portal Homepage

The NACDA-ICPSR Portal is supported by the **National Institute on Aging** U24AG056918.

Please note that we are consistently working to improve and add to our Portal; contact us at icpsr-nacda@umich.edu to provide feedback or for questions about the Portal.

The Portal is based on the [DDI metadata standard](#) and is powered by [Colectica software](#). Discover more [Longitudinal Data Portals](#) by visiting the Colectica website.

Curious to explore but don't know where to start? Check out our recorded webinars about the portal:

- [Navigating Longitudinal Collections with Colectica Portals](#)
- [Loving Longitudinal Data: Added Value Access to NACDA Collections Using the NACDA Colectica Portal](#)

Series and Studies

- [National Social Life, Health, and Aging Project \(NSHAP\) - Rounds 1-3 and COVID Sub-Study](#)
- [National Health and Aging Trends Study \(NHATS\) Mirrored from NHATS Portal \(<https://nhats.colectica.org/>\)](#)
- [Midlife in the United States \(MIDUS\) - Mirrored from MIDUS Portal \(<https://midus.colectica.org/>\)](#)
- [The Irish Longitudinal Study on Ageing \(TILDA\) - Waves 1-5 and COVID-19 Study](#)
- [Health and Aging in Africa: A Longitudinal Study of an INDEPTH Community in South Africa \[HAALSI\]: Agincourt, South Africa, 2015-2022 - 3 Waves](#)
- [Panel Study of Income Dynamics: Main Interview, 1968-2015 - Select Sections](#)
- [Health and Retirement Study \(HRS\) - Select Sections](#)
- [Costa Rican Longevity and Healthy Aging Study \(CRELES\) - 3 Waves](#)
- [Hispanic Established Populations for the Epidemiological Studies of the Elderly \(HEPESE\) - 9 Waves \(10th coming soon!\)](#)
- [Study of Women's Health Across the Nation \(SWAN\) Series - Screener to Visit 10](#)
- [Americans' Changing Lives \(ACL\) - 6 Waves](#)

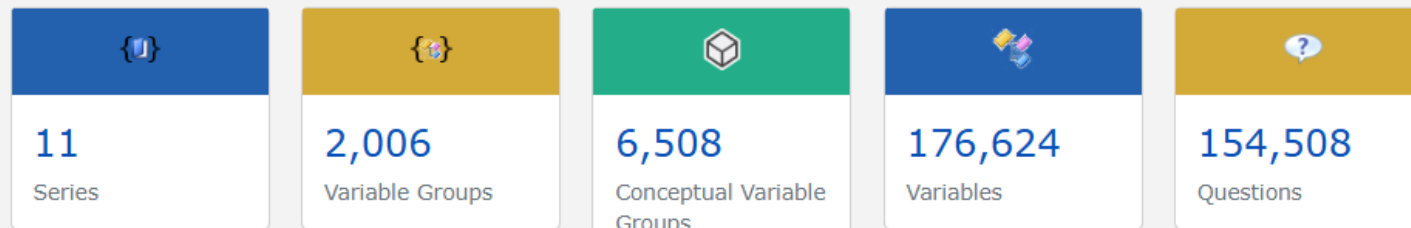
Cross-Series Comparisons

- [NSHAP-NHATS Cross Series Comparison](#)
- [NSHAP-MIDUS Cross Series Comparison](#)

Multi-Series Comparisons

- [HRS Multi-Series Comparison \(Selected cognitive and health variables across HRS, NSHAP, MIDUS, NHATS, TILDA, and HAALSI\)](#)

Browse



Explore Variables Across Waves in the Portal

Search
ACL Concept System

- Hispanic or Latino
- Ethnicity
- Race
- Place of birth
- Education
- Socio-economic status
- Respondent background
- Social life
- Health-related behaviors
- Loneliness
- Attitudes and behaviors
- Mental health
- Quality of life
- Relationships
 - Relationship with spouse or partner
 - Relationship with former spouse or partner
 - Relationships with children
 - Relationships with family and friends
 - Bereavement
 - Relationships with parents
- Caregiving

View
Concordance

Concordance
Wide

Americans' Changing Lives

Item Name	Wave 1	Wave 2	Wave 3	Wave 4	Wave 5	Wave 6
Satisfaction with marriage or relationship	V602	V4502	V10128	V12152	V15409	V20409
Partner is loving and caring	V405	V4407	V10129	V12153	V15410	V20410
Partner is demanding	V406	V4408			V15411	V20411
Partner listens to R vent	V407	V4409	V10130	V12154	V15412	V20412
Partner is critical of R	V408	V4410			V15413	V20413
Current support between R and partner		V4411				
Overall support between R and partner		V4412				
Type of marriage or relationship - as separate people or couple	V603					
Participates in leisure or social activities without partner	V604					

Download Custom Datasets and Documentation

NACDA-ICPSR Cross Series Comparisons Information Search Explore Admin

List
Basket List












Baskets
Basket

Basket

This is your active basket.

National Social Life, Health, and Aging Project (NSHAP) Variables (5)

Download Data ▾ Download Metadata ▾

 	RLTHAPPY	how happy is/was relationship? National Social Life, Health, and Aging Project (NSHAP) > NSHAP R3 COVID-19 Sub-study, 2020-2021 > NSHAP_covid_data_PUBLIC
 	RLTHAPPY_1	loop 1: how happy is/was relationship? National Social Life, Health, and Aging Project (NSHAP) > NSHAP R1, 2005-2006 > NSHAP_R1_public_2021update
 	RLTHAPPY	how happy is/was relationship? National Social Life, Health, and Aging Project (NSHAP) > NSHAP R3, 2015-2016 > R3_noextended
 	RLTHAPPY	how happy is/was relationship? National Social Life, Health, and Aging Project (NSHAP) > NSHAP R2 , 2010-2011 > NSHAP_R2_public_2021update
  	RLTHAPPY	how happy is/was relationship? National Social Life, Health, and Aging Project (NSHAP) > NSHAP R3, 2015-2016 > R3_noextended

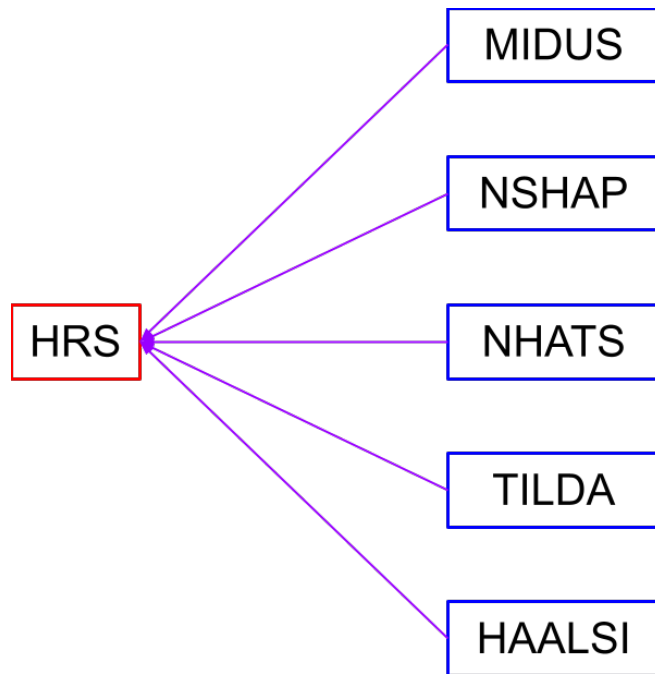
- CSV or SPSS files are available for select study data
- PDF, CSV, Excel, or XML are available for metadata/documentation

Explore Variable Across Series in the Portal

- Search NSHAP-MIDUS Cross-Series Comparison
- Administration
 - Respondent demographics
 - Respondent background
 - Relationships
 - Relationship with spouse or partner
 - Relationship with family
 - Relationship with friends
 - Social life
 - Caregiving
 - Neighbors / Current neighborhood
 - Discrimination
 - Sexual life and behavior
 - Access to healthcare
 - Health insurance plans
 - Physical and mental health, self-rated
 - Pain
 - Physical health
 - Health-related behaviors
 - Cognitive function
 - Biomeasures
 - Biomarkers
 - Medications
 - Biophysics
 - Depression, anxiety and stress
 - Loneliness
 - Personality, self-assessed
 - Employment status

View	Concordance			Concordance Wide						
	National Social Life, Health, and Aging Project (NSHAP)			Midlife in the United States						
	NSHAP R1, 2005-2006	NSHAP R2, 2010-2011	NSHAP R3, 2015-2016	MIDUS 1 Project 1	MIDUS 2 Project 1	MIDUS 2 Milwaukee (aka MKE1)	MIDUS 3 Project 1	MIDUS 3 Project 4	MIDUS 3 Project 7 (Ret Early Warr	MIDUS 3 Project 7 (Ret Early Warr
Item Name	NSHAP_R1_public_2021update	NSHAP_R2_public_2021update	R3_noextended	M1P1	M2P1	MKE1	M3P1	M3P4	M3P7	
How happy is/was relationship <small>Comparability: need harmonization</small>										
How happy is/was relationship?	RLTHAPPY_1	RLTHAPPY	RLTHAPPY							
Rate current marriage or relationship				A1SP1	B1SL1	BACLS1	C1SL2		C7CLS	
Open up to spouse or partner <small>Comparability: need harmonization</small>										
How often can R open up to spouse/partner?	SPOPEN	SPOPEN2	SPOPEN2							
Open up to spouse or partner about worries				A1SP15	B1SL11E	BACLS11E	C1SL12E		C7SDS	
Rely on spouse or partner <small>Comparability: need harmonization</small>										
How often can R rely on spouse/partner?	SPRELY	SPRELY2	SPRELY2							
Rely spouse or partner for help with serious problem				A1SP14	B1SL11D	BACLS11D	C1SL12D		C7SDS	

Explore Across Multiple Series in the Portal



- In our multi-series concordance, the Health and Retirement Series (HRS) served as the baseline series
- Other series included:
 - Midlife in the United States (MIDUS)
 - National Social Life, Health, and Aging Project (NSHAP)
 - National Health and Aging Trends Study (NHATS)
 - The Irish Longitudinal Study on Ageing (TILDA)
 - Health and Aging in Africa: A Longitudinal Study of an INDEPTH Community in South Africa (HAALSI)
- We are always working to add to and update the portal and comparisons to reflect new waves and new series

Concepts = Convenient Exploring

NACDA-ICPSR Cross Series Comparisons Information Search Explore Admin Feedback Help Baskets 5 kfrania@umich.edu

Search SWAN Concept System

View Concordance Concordance Wide

Study of Women's Health Across the Nation (SWAN) Series

Item Name	Baseline (1996-1997)	Wave 1 (1997-1999)	Wave 2 (1998-2000)	Wave 3 (1999-2001)	Wave 4 (2000-2002)	Wave 5 (2001-2003)	Wave 6 (2002-2004)	Wave 7 (2003-2005)
Rate happiness in committed relationship	DEGHAPPO							
How upsetting - worsening relationship with husband, partner in past year	WORSRELO							
How upsetting - worsening relationship with husband, partner since last visit		WORSREL1	WORSREL2	WORSREL3	WORSREL4			
How upsetting - ended long-term relationship, marriage in past year	RELATEN0							
How upsetting - ended long-term relationship, marriage since last visit		RELATEN1	RELATEN2	RELATEN3	RELATEN4	RELATEN5	RELATEN6	RELATEN7
How upsetting - married, reconciled, started new relationship in past year	STARTRE0							
How rewarding is committed relationship		RWRDREL1	RWRDREL2	RWRDREL3	RWRDREL4	RWRDREL5	RWRDREL6	
How stressful is committed relationship		STRSREL1	STRSREL2	STRSREL3	STRSREL4	STRSREL5	STRSREL6	

Conceptual variables

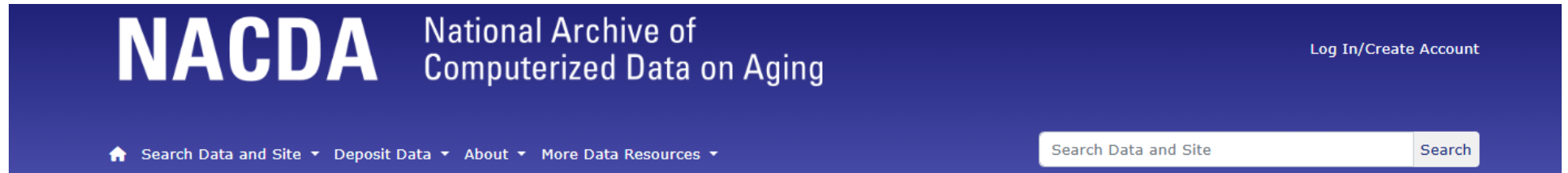
Letters indicate value sets similarities – all of these are "A" meaning there were no changes to the values over time

Variables

Concepts/conceptual variable groups

- Pain
- Cognitive function
- Mental health
- Medications
 - Alternative treatments
- Access to healthcare
- Health insurance
- Family medical history
- Health-related behaviors
- Sexual life and behavior
- Attitudes and behaviors
 - Anger
 - Personality and preferences
 - Worldview
- Perceptions of aging
- Discrimination
- Quality of life
- Current neighborhood and neighbors
- Household
- Relationships
 - Bereavement
 - Relationship with children
 - Relationship with spouse or partner
- Time use
- Media access and use
- Social life
- Caregiving

Get to the Portal from the NACDA Site



About Us

- The National Archive of Computerized Data on Aging (NACDA), located within ICPSR, is funded by the National Institute on Aging. NACDA's mission is to advance research on aging by helping researchers to profit from the under-exploited potential of a broad range of datasets.
- NACDA acquires, preserves, and shares data relevant to gerontological research. We curate data and documentation to promote effective research use, facilitate data sharing across the research community, and provide data user support for our hosted data collections.
- By providing free access to the largest library of electronic data on aging in the United States, NACDA offers opportunities for secondary analysis on major issues of scientific and policy relevance.
- NACDA consists of a team of professional researchers, archivists and technicians who work together to obtain, curate, share, and promote data relevant to aging research.

Statistics



[1,642 studies](#)



[1,190,784 variables](#)



[37,815 publications](#)



[NACDA Colectica Portal](#)



[Podcasts and Researcher Interviews](#)

News and Announcements

[NACDA - Love Data Week Webinar - Feb 13, 2025](#)

- [NACDA Winter 2025 Newsletter](#)
- [Happy Holidays! NACDA Support Closed](#)







[More Announcements >>](#)

[Subscribe to News](#)

YouTube Resources







Webinars ▶ Play all

Educational webcasts on services offered by ICPSR and associated archives.

 <p>2023 STATE OF THE CONSORTIUM - NextGen ICPSR - December 6, 2023</p> <p>Maggie Levenstein Director, ICPSR</p> <p>58:36</p>	 <p>Using Arts Data from the Adolescent Brain Cognitive Development (ABCD) Study</p> <p>56:13</p>	 <p>The Ins and Outs of Sharing Qualitative Data</p> <p>Amanda Draft, Aubrey Garman, Joy Jang, & Amy Pianta ICPSR, University of Michigan</p> <p>1:02:22</p>	 <p>Planning Data Archiving and Reuse with HMCA</p> <p>October 26/23</p> <p>37:59</p>	 <p>PATH Study 103: Understanding the PATH Study Weights</p> <p>31:56</p>	 <p>Researcher Interview with Dr. Debra Umberson</p> <p>NACDA</p> <p>24:56</p>
<p>State of the Consortium December 2023</p> <p>ICPSR 22 views • 8 days ago</p> <p>CC</p>	<p>Using Arts Data from the Adolescent Brain Cognitive...</p> <p>ICPSR 36 views • 8 days ago</p> <p>CC</p>	<p>The Ins and Outs of Sharing Qualitative Data</p> <p>ICPSR 109 views • 1 month ago</p> <p>CC</p>	<p>Planning Data Archiving and Reuse with HMCA</p> <p>ICPSR 29 views • 1 month ago</p> <p>CC</p>	<p>PATH Study 103: Understanding the PATH...</p> <p>ICPSR 101 views • 1 month ago</p> <p>CC</p>	<p>NACDA Podcast 13 - Dr. Debra Umberson and the...</p> <p>ICPSR 87 views • 2 months ago</p> <p>CC</p>

2022 ICPSR Data Fair: ICPSR Stands for Data ▶ Play all

Welcome to the 2022 ICPSR Data Fair: ICPSR Stands for Data! Revisit over 20 sessions, each one about 30 minutes long. You'll learn about new data and resources from ICPSR, the world's oldest...

 <p>Data Brunch Live! The Democratization of Data</p> <p>39:32</p>	 <p>The Social, Behavioral, and Economic COVID Consortium: Preliminary Findings from the First Year</p> <p>30:40</p>	 <p>Doing More with Metadata: Documenting Variable Comparability with the DDI standard</p> <p>35:14</p>	 <p>Membership in ICPSR - the next 60 Years</p> <p>41:44</p>	 <p>An Introduction to the Patient-Centered Outcomes Data Repository (PCOR2)</p> <p>20:10</p>	 <p>Population Assessment of Tobacco and Health (PATH) Study - Data Overview, History, and Available Resources</p> <p>24:59</p>
<p>ICPSR Data Brunch Live! The Democratization of Data / ...</p> <p>ICPSR 110 views • 1 year ago</p> <p>CC</p>	<p>The Social, Behavioral, and Economic COVID...</p> <p>ICPSR 137 views • 1 year ago</p> <p>CC</p>	<p>Real life examples using the DDI metadata standard to...</p> <p>ICPSR 400 views • 1 year ago</p> <p>CC</p>	<p>Membership in ICPSR: More Than Just Data</p> <p>ICPSR 56 views • 1 year ago</p> <p>CC</p>	<p>An introduction to the Patient-Centered Outcomes...</p> <p>ICPSR 59 views • 1 year ago</p> <p>CC</p>	<p>Population Assessment of Tobacco and Health (PATH)...</p> <p>ICPSR 75 views • 1 year ago</p> <p>CC</p>

ICPSR 101 ▶ Play all

The ICPSR video series focuses on ICPSR FAQs, and the many research data resources available from ICPSR. ICPSR is an international consortium of more than 800 academic institutions and...

Data User Support



icpsr-help@umich.edu

-Data questions

-Data access

-Other concerns

Email us anytime.

Thank You!

SCAN ME



Scan this QR Code to get to our LinkTree:

- NACDA website
- NACDA Colectica Portal
- YouTube playlist
- Newsletter signup
- NIH data sharing resources