

SOURCE DATA OF INFANT
AND CHILD MEASUREMENTS
INTERIM DATA, 1972

Richard G. Snyder, Ph.D., Martha Spencer, M.D.,
Clyde Owings, M.D., Ph.D., and Peter Van Eck

Biomedical Department, Highway Safety Research Institute
and Department of Pediatrics, School of Medicine
The University of Michigan
Ann Arbor, Michigan

Prepared for
Children's Hazard's Division
Bureau of Product Safety
Food and Drug Administration
Bethesda, Maryland
Carl Blechschmidt, Technical Monitor

TABLE OF CONTENTS

	Page	Color Code
Table of Contents	1	Yellow
Acknowledgments	2	Yellow
Forward	3	Yellow
Table I. Data Tabulated by Measurement	7	White
Arm Circumference	9	White
Buttocks-Knee Length	15	White
Buttocks Width	17	White
Calf Circumference	21	White
Cephalic Breadth	29	White
Cervicale Height	31	White
Chest Circumference (Midpoint Breathing)	33	White
Chest Circumference (Exhale)	41	White
Foot Length	42	White
Foot Width	44	White
Hand Length	46	White
Hand Width	48	White
Head Circumference	50	White
Head Length	56	White
Hip Circumference	59	White
Lower Leg Length (Tibiale to Sole)	61	White
Neck Circumference	63	White
Neck Circumference	65	White
Shoulder-Elbow Length	67	White
Shoulder Width (Biacromial Diameter)	71	White
Sitting Height	76	White
Stature	91	White
Thigh Circumference	130	White
Weight	132	White
Table II. Data Tabulated by Author	168	Pink
A. American Cross-Sectional	170	Pink
B. American Longitudinal	195	Yellow
American References Cited	236	Blue
C. Foreign Cross-Sectional	238	Green
D. Foreign Longitudinal	246	White
Foreign References Cited	255	Blue
Table III. American Bibliography	256	Pink
Table IV. Foreign Bibliography	284	Green

ACKNOWLEDGMENTS

The authors wish to gratefully acknowledge the support and assistance of a number of individuals who contributed to the tabulations reported in this paper. We especially wish to thank Martha Kransdorf, M.Ed. and Gayle Kirma, for the many hours of data recording and proof reading required to put together the bibliography and data tabulations. Steven Fisher provided the illustrations and Sue Henry typed both the draft manuscript and final tabulations. We are also indebted to Professor Stanley M. Garn, Fellow of the Center for Human Growth and Development, and Professor of Anthropology, for his generously allowing us use of previously unpublished data from "The Ten-State Nutritional Survey, 1968-1970." Appreciation is due to Dr. John McConville, physical anthropologist of Webb Associates, Yellow Springs, Ohio, for his consultation and guidance. Dr. Alphonse Burdi, Department of Anatomy, Medical School, Dr. Michael A. Schork and Pi-Sheng Ruey, Department of Biostatistics, School of Public Health, have provided valued consultation in their respective areas of expertise.

FORWARD

The bibliography and data presented in this handbook have been collected in the initial phases of Contract FDA-72-70 for the Children's Hazard's Division, Bureau of Product Safety, Food and Drug Administration, Bethesda. It has been increasingly evident that the type of functional child measurement data required for adequate and safe product design has not been previously available. The current study "Physical Characteristics of Children as Related to Death and Injury from Consumers Product Design and Use" has the specific objectives of determining the basic infant and child measurements needed for direct and broad application to product safety design, innovating and designing specialized equipment necessary to obtain such measures (which can not be accomplished through use of existing traditional anthropometric or clinical pediatric techniques), and directly obtaining such data for infants and children representative of the U. S. population. Since data from this study will not be available for at least another year, and there have been continued requests for child measurement data from a number of organizations, the following bibliography and tabulations are provided (with cautions) for interim use.

We believe that this represents the first such comprehensive pulling-together of the child measurement literature since Krogman's massive work of 30 years ago (Krogman, 1941). It is anticipated that a revised and up-dated version will be made available at the termination of this contract. Additional data which could be provided at that time would include information from foreign studies we have not yet translated, a more complete statistical presentation and other measurements which were not selected for inclusion at this time.

While some 800 references, divided into American and foreign studies, have been provided (Tables III and IV), we feel that the major utility for

most users will be the tabulations provided. Table I provides data by the measurements selected (such as "Arm Length"), while Table II provides data listed by author. The studies listed by author have been given for both American and foreign studies and further subdivided by whether the work was longitudinal (measurements through time on the same individuals), or cross-sectional (a single measurement taken on each subject in a population). Since the most useful tabulations will probably be those of data for a particular measurement, they have been listed first (Table I). Information includes the mean (\bar{X}) for a particular measure, by age, sex, and race.

A number of cautions should be kept in mind in using the data which are presented. We have attempted, through footnotes, to bring these points to the attention of the user. Data were selected from 35 studies ranging from 1929 through 1972 publication, however, only one-third of these were done in the last 10 years, and another one-third consisted of measurements taken on children from 30 to 43 years ago. Since many growth studies indicate that children have been getting larger, early studies may not be truly representative of current measurements. On the other hand, at least one author (Garn) feels that such "generational growth" is observed only in lower economic classes, and this is apparently borne out by Hughes and Olson's (unpublished) 40 year longitudinal study.* Some studies pertain only to highly selected populations, such as white Philadelphia school children, thus may not be representative of the whole U.S. population. While consideration data are available in the literature on height and weight, careful scrutiny of many of these studies reveal that often these measures were taken by different techniques, often by a multitude of measurers (often untrained) in the same study, and further that a large number of measurements were found to be poorly defined, not repro-

*Through the courtesy of Prof. LeVerne Collett and Prof. Byron O. Hughes, of The University of Michigan School of Education, we are presently analyzing data from this previously unpublished 40 year longitudinal study of growth of University School children, however these data could not be included at this time.

ducible, incorrectly measured, and of questionable accuracy (i.e. bitrochanteric diameter defined as "hip width"). We have attempted to delete obvious incompatibilities, and provide footnote information concerning the conditions of each study and variations or discrepancies related to it.

We have provided the mean (\bar{X}) measurement as the only statistic for each age level given, recognizing that ranges, standard deviation, percentiles, and other statistics could be useful, but at this point this effort is beyond the scope of our work, and the user is referred to the original work if he desires greater detail. It should be noted that in longitudinal studies the N values are not the same across time due to attrition of subjects and loss of follow-up data. In fact, in some long term studies new subjects were found to have been added in the middle of the study. Similarly, the age values are not universally the same, although we have attempted to note discrepancies. For example, age 6 in one study may mean exactly 6 years post birth, while in another include subjects 5 1/2 to 6 1/2 years, or in another age 6 to 7 years, etc.

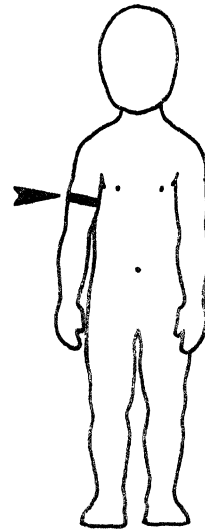
Despite these discrepancies and cautions in use of these data, and the fact that most represent classical type measures not of use to the designer with specific functional problems, this handbook is made available at this time as an interim major source book of available data to contribute to providing reasonable estimates for many child measurement design problems. Other measurements of infants and children required by the designer of children's products, such as what dimensions will preclude swallowing an object, or insertion in the ear or nostril; what diameter hole a child can get his hand through; what distance is needed between crib slats to prevent an infant slipping through - such questions require new measurements, taken with new

state-of-the-art techniques, many of which, it is anticipated, will be answered by data presently being collected under the current study. Until these new functional measurements can be made available, the following sourcebook provides the user with a starting point.

TABLE I

DATA TABULATED BY MEASUREMENT

Arm Circumference



The arm of the infant is held in a relaxed position slightly away from the body. Older subjects stand relaxed with the arms hanging freely. The measuring tape is placed around the upper arm midway between the shoulder (acromion) and the elbow (olecranon).

A. American

<u>\bar{X}</u> cm./in.	<u>Sex</u>	<u>Age</u>	<u>N</u>	<u>Race</u>	<u>Author</u>
11.50 (4.53)	F	3 mo.	42	Cauc.	Boynton (1936)
12.92 (5.09)	F	6 mo.	86	Cauc.	Boynton (1936)
13.29 (5.23)	F	9 mo.	96	Cauc.	Boynton (1936)
13.81 (5.44)	F	1 yr.	94	Cauc.	Boynton (1936)
14.04 (5.53)	F	1 1/4 yr.	78	Cauc.	Boynton (1936)
14.21 (5.59)	F	1 1/2 yr.	68	Cauc.	Boynton (1936)
14.30 (5.63)	F	1 3/4 yr.	57	Cauc.	Boynton (1936)
14.44 (5.69)	F	2 yr.	54	Cauc.	Boynton (1936)
14.52 (5.72)	F	2 1/4 yr.	44	Cauc.	Boynton (1936)
14.88 (5.86)	F	2 1/2 yr.	40	Cauc.	Boynton (1936)
15.01 (5.91)	F	2 3/4 yr.	39	Cauc.	Boynton (1936)
15.29 (6.02)	F	3 yr.	41	Cauc.	Boynton (1936)
15.82 (6.23)	F	3 1/2 yr.	53	Cauc.	Boynton (1936)
16.19 (6.37)	F	4 yr.	54	Cauc.	Boynton (1936)
16.23 (6.39)	F	4 1/2 yr.	60	Cauc.	Boynton (1936)
16.44 (6.47)	F	5 yr.	92	Cauc.	Boynton (1936)
16.75 (6.59)	F	5 1/2 yr.	88	Cauc.	Boynton (1936)
16.90 (6.65)	F	6 yr.	77	Cauc.	Boynton (1936)

Arm Circumference (Continued)

\bar{X} cm./in.	Sex	Age	N	Race	Author
17.54 (6.91)	F	7 yr.	82	Cauc.	Boynton (1936)
18.43 (7.26)	F	8 yr.	71	Cauc.	Boynton (1936)
18.99 (7.48)	F	9 yr.	86	Cauc.	Boynton (1936)
19.62 (7.72)	F	10 yr.	90	Cauc.	Boynton (1936)
20.51 (8.07)	F	11 yr.	85	Cauc.	Boynton (1936)
21.43 (8.44)	F	12 yr.	95	Cauc.	Boynton (1936)
22.32 (8.79)	F	13 yr.	104	Cauc.	Boynton (1936)
23.27 (9.16)	F	14 yr.	123	Cauc.	Boynton (1936)
13.36 (5.26)	M	0 - 1 yr.	40	Cauc.	Garn (1972)
15.32 (6.03)	M	1	129	Cauc.	Garn (1972)
15.88 (6.25)	M	2	167	Cauc.	Garn (1972)
16.27 (6.41)	M	3	178	Cauc.	Garn (1972)
16.63 (6.55)	M	4	179	Cauc.	Garn (1972)
17.09 (6.73)	M	5	232	Cauc.	Garn (1972)
17.43 (6.86)	M	6	225	Cauc.	Garn (1972)
17.99 (7.08)	M	7	277	Cauc.	Garn (1972)
18.83 (7.41)	M	8	271	Cauc.	Garn (1972)
19.61 (7.72)	M	9	260	Cauc.	Garn (1972)
20.39 (8.03)	M	10	281	Cauc.	Garn (1972)
21.48 (8.46)	M	11	261	Cauc.	Garn (1972)
22.29 (8.78)	M	12	254	Cauc.	Garn (1972)
23.40 (9.21)	M	13	246	Cauc.	Garn (1972)
24.72 (9.73)	M	14	171	Cauc.	Garn (1972)

<u>\bar{x}</u> cm./in.	<u>Sex</u>	<u>Age</u>	<u>N</u>	<u>Race</u>	<u>Author</u>
14.09 (5.55)	M	0 - 1	17	Neg.	Garn (1972)
15.44 (6.08)	M	1	103	Neg.	Garn (1972)
16.48 (6.49)	M	2	109	Neg.	Garn (1972)
16.42 (6.46)	M	3	130	Neg.	Garn (1972)
17.09 (6.73)	M	4	140	Neg.	Garn (1972)
17.20 (6.77)	M	5	161	Neg.	Garn (1972)
17.57 (6.92)	M	6	163	Neg.	Garn (1972)
18.01 (7.09)	M	7	173	Neg.	Garn (1972)
18.89 (7.44)	M	8	153	Neg.	Garn (1972)
19.70 (7.76)	M	9	166	Neg.	Garn (1972)
19.99 (7.87)	M	10	148	Neg.	Garn (1972)
21.13 (8.32)	M	11	145	Neg.	Garn (1972)
21.77 (8.57)	M	12 yr.	173	Neg.	Garn (1972)
23.14 (9.11)	M	13	163	Neg.	Garn (1972)
24.08 (9.48)	M	14	152	Neg.	Garn (1972)
14.57 (5.74)	F	0 - 1	49	Cauc.	Garn (1972)
14.75 (5.81)	F	1	154	Cauc.	Garn (1972)
15.71 (6.19)	F	2	152	Cauc.	Garn (1972)
15.76 (6.20)	F	3	146	Cauc.	Garn (1972)
16.45 (6.48)	F	4	192	Cauc.	Garn (1972)
16.99 (6.69)	F	5	211	Cauc.	Garn (1972)
17.32 (6.82)	F	6	228	Cauc.	Garn (1972)
18.04 (7.10)	F	7	242	Cauc.	Garn (1972)
18.83 (7.41)	F	8	235	Cauc.	Garn (1972)
19.86 (7.82)	F	9	256	Cauc.	Garn (1972)

\bar{x} cm./in.	Sex	Age	N	Race	Author
20.87 (8.22)	F	10	248	Cauc.	Garn (1972)
21.53 (8.48)	F	11	242	Cauc.	Garn (1972)
22.53 (8.87)	F	12	229	Cauc.	Garn (1972)
23.45 (9.23)	F	13	204	Cauc.	Garn (1972)
24.66 (9.71)	F	14	164	Cauc.	Garn (1972)
13.32 (5.24)	F	0 - 1	36	Neg.	Garn (1972)
15.22 (5.99)	F	1	92	Neg.	Garn (1972)
16.11 (6.34)	F	2	127	Neg.	Garn (1972)
16.32 (6.43)	F	3	111	Neg.	Garn (1972)
16.32 (6.43)	F	4	138	Neg.	Garn (1972)
16.90 (6.65)	F	5	158	Neg.	Garn (1972)
17.34 (6.83)	F	6	166	Neg.	Garn (1972)
18.02 (7.09)	F	7	173	Neg.	Garn (1972)
18.56 (7.31)	F	8	162	Neg.	Garn (1972)
19.47 (7.67)	F	9	193	Neg.	Garn (1972)
20.31 (8.00)	F	10	167	Neg.	Garn (1972)
21.76 (8.57)	F	11	196	Neg.	Garn (1972)
22.57 (8.89)	F	12	178	Neg.	Garn (1972)
23.48 (9.24)	F	13	161	Neg.	Garn (1972)
24.39 (9.60)	F	14	155	Neg.	Garn (1972)

<u>\bar{x}</u> cm./in.	<u>Sex</u>	<u>Age</u>	<u>N</u>	<u>Race</u>	<u>Author</u>
18.40 (7.24)	M	7 yr.	260	Cauc.	Meredith (1953)
20.50 (8.07)	M	10 yr.	208	Cauc.	Meredith (1953)
18.90 (7.44)	F	7 yr.	168	Cauc.	Meredith (1953)
20.50 (8.07)	F	9 yr.	160	Cauc.	Meredith (1953)
22.30 (8.78)	F	11 yr.	145	Cauc.	Meredith (1953)
16.58 (6.53)	M	4 yr.	838	Cauc.	Obrien et al (1941)
16.50 (6.50)	F	4 yr.	1007	Cauc.	Obrien et al (1941)
16.99 (6.69)	M	5 yr.	2169	Cauc.	Obrien et al (1941)
16.94 (6.67)	F	5 yr.	2596	Cauc.	Obrien et al (1941)
17.28 (6.80)	M	6 yr.	4157	Cauc.	Obrien et al (1941)
17.25 (6.79)	F	6 yr.	4559	Cauc.	Obrien et al (1941)
17.78 (7.00)	M	7 yr.	5098	Cauc.	Obrien et al (1941)
17.78 (7.00)	F	7 yr.	5367	Cauc.	Obrien et al (1941)
18.37 (7.23)	M	8 yr.	5893	Cauc.	Obrien et al (1941)
18.42 (7.25)	F	8 yr.	5754	Cauc.	Obrien et al (1941)

Arm Circumference (Continued)

<u>\bar{X}</u> cm./in.	<u>Sex</u>	<u>Age</u>	<u>N</u>	<u>Race</u>	<u>Author</u>
19.04 (7.50)	M	9 yr.	6242	Cauc.	O'Brien et al (1941)
19.10 (7.52)	F	9 yr.	6174	Cauc.	O'Brien et al (1941)
19.70 (7.76)	M	10 yr.	6646	Cauc.	O'Brien et al (1941)
19.87 (7.82)	F	10 yr.	6253	Cauc.	O'Brien et al (1941)
20.39 (8.03)	M	11 yr.	6488	Cauc.	O'Brien et al (1941)
20.65 (8.13)	F	11 yr.	6132	Cauc.	O'Brien et al (1941)
21.18 (8.34)	M	12 yr.	6612	Cauc.	O'Brien et al (1941)
21.49 (8.46)	F	12 yr.	5865	Cauc.	O'Brien et al (1941)
22.15 (8.72)	M	13 yr.	6255	Cauc.	O'Brien et al (1941)
22.40 (8.82)	F	13 yr.	5133	Cauc.	O'Brien et al (1941)
23.24 (9.15)	M	14 yr.	4777	Cauc.	O'Brien et al (1941)
23.18 (9.13)	F	14 yr.	3633	Cauc.	O'Brien et al (1941)
15.40 (6.06)	F	2 yr.	25	Cauc.	Wise (1942)
16.20 (6.38)	F	3 yr.	20	Cauc.	Wise (1942)
16.10 (6.34)	F	4 yr.	24	Cauc.	Wise (1942)
16.60 (6.54)	F	5 yr.	23	Cauc.	Wise (1942)

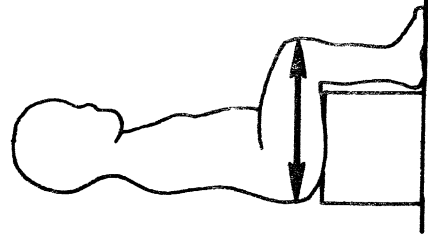
B. Foreign

16.33* (6.43)	M	2 yr.	69	Orient.	Smith, D.S. (1970)
16.19 (6.37)	F	2 yr.	56	Orient.	Smith, D.S. (1970)
16.96 (6.68)	M	3 yr.	76	Orient.	Smith, D.S. (1970)
16.94 (6.67)	F	3 yr.	80	Orient.	Smith, D.S. (1970)

*Arm circumference measured midway between tip of acromial process of the scapula and tip of elbow

Buttocks - Knee Length

Subject sits erect, knees flexed 90 degrees and thighs parallel. The horizontal distance is measured with a beam caliper from the most posterior aspect of the right buttock to the most anterior aspect of the right knee.



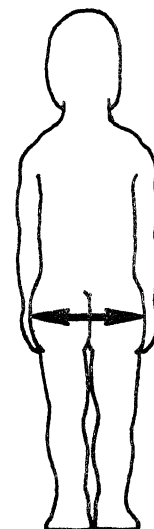
1. American

\bar{X} cm./in.	Sex	Age	N	Race	Author
38.10 (15.00)	M	5 yr.	12		Martin, W. (1955)
37.85 (14.90)	M	6 yr.	114		Martin, W. (1955)
40.64 (16.00)	M	7 yr.	102		Martin, W. (1955)
42.93 (16.90)	M	8 yr.	108		Martin, W. (1955)
45.72 (18.00)	M	9 yr.	91		Martin, W. (1955)
47.24 (18.60)	M	10 yr.	114		Martin, W. (1955)
50.04 (19.70)	M	11 yr.	103		Martin, W. (1955)
51.05 (20.10)	M	12 yr.	100		Martin, W. (1955)
53.34 (21.00)	M	13 yr.	111		Martin, W. (1955)
55.63 (21.90)	M	14 yr.	175		Martin, W. (1955)
36.83 (14.50)	F	5 yr.	12		Martin, W. (1955)
38.86 (15.30)	F	6 yr.	91		Martin, W. (1955)
40.64 (16.00)	F	7 yr.	86		Martin, W. (1955)
43.43 (17.10)	F	8 yr.	88		Martin, W. (1955)
45.21 (17.80)	F	9 yr.	96		Martin, W. (1955)
48.77 (19.20)	F	10 yr.	79		Martin, W. (1955)
50.80 (20.00)	F	11 yr.	99		Martin, W. (1955)

Buttocks-Knee Length (Continued)

<u>\bar{X}</u> <u>cm./in.</u>	<u>Sex</u>	<u>Age</u>	<u>N</u>	<u>Race</u>	<u>Author</u>
52.83 (20.80)	F	12 yr.	104		Martin, W. (1955)
53.85 (21.20)	F	13 yr.	131		Martin, W. (1955)
55.12 (21.70)	F	14 yr.	143		Martin, W. (1955)

Buttcks Width



Subject stands erect, feet together, arms hanging at the side. With a beam caliper measure the maximum horizontal width of the hips.

A. American

<u>\bar{X}</u> cm./in.	<u>Sex</u>	<u>Age</u>	<u>N</u>	<u>Race</u>	<u>Author</u>
23.37 (9.20)	M	5 yr.	12		Martin, W. (1955)
22.60 (8.90)	M	6 yr.	114		Martin, W. (1955)
24.38 (9.60)	M	7 yr.	102		Martin, W. (1955)
24.89 (9.80)	M	8 yr.	108		Martin, W. (1955)
26.16 (10.30)	M	9 yr.	91		Martin, W. (1955)
27.43 (10.80)	M	10 yr.	114		Martin, W. (1955)
28.45 (11.20)	M	11 yr.	103		Martin, W. (1955)
29.46 (11.60)	M	12 yr.	100		Martin, W. (1955)
30.23 (11.90)	M	13 yr.	111		Martin, W. (1955)
31.50 (12.40)	M	14 yr.	175		Martin, W. (1955)
21.08 (8.30)	F	5 yr.	12		Martin, W. (1955)
22.86 (9.00)	F	6 yr.	91		Martin, W. (1955)
23.88 (9.40)	F	7 yr.	86		Martin, W. (1955)
25.40 (10.00)	F	8 yr.	88		Martin, W. (1955)
26.16 (10.30)	F	9 yr.	96		Martin, W. (1955)
27.69 (10.90)	F	10 yr.	79		Martin, W. (1955)
29.46 (11.60)	F	11 yr.	99		Martin, W. (1955)

Buttocks Width (Continued)

<u>\bar{X}</u> cm./in.	<u>Sex</u>	<u>Age</u>	<u>N</u>	<u>Race</u>	<u>Author</u>
30.99 (12.20)	F	12 yr.	104		Martin, W. (1955)
31.75 (12.50)	F	13 yr.	131		Martin, W. (1955)
33.53 (13.20)	F	14 yr.	143		Martin, W. (1955)
19.66* (7.74)	M	4 yr.	838	Cauc.	Obrien et al (1941)
19.68 (7.75)	F	4 yr.	1007	Cauc.	Obrien et al (1941)
20.55 (8.09)	M	5 yr.	2169	Cauc.	Obrien et al (1941)
20.53 (8.08)	F	5 yr.	2596	Cauc.	Obrien et al (1941)
21.29 (8.38)	M	6 yr.	4157	Cauc.	Obrien et al (1941)
21.41 (8.43)	F	6 yr.	4559	Cauc.	Obrien et al (1941)
22.10 (8.70)	M	7 yr.	5098	Cauc.	Obrien et al (1941)
22.29 (8.78)	F	7 yr.	5367	Cauc.	Obrien et al (1941)
23.02 (9.06)	M	8 yr.	5893	Cauc.	Obrien et al (1941)
23.21 (9.14)	F	8 yr.	5754	Cauc.	Obrien et al (1941)
23.92 (9.42)	M	9 yr.	6242	Cauc.	Obrien et al (1941)
24.17 (9.52)	F	9 yr.	6174	Cauc.	Obrien et al (1941)
24.84 (9.78)	M	10 yr.	6646	Cauc.	Obrien et al (1941)
25.32 (9.97)	F	10 yr.	6253	Cauc.	Obrien et al (1941)
25.77 (10.15)	M	11 yr.	6488	Cauc.	Obrien et al (1941)
26.67 (10.50)	F	11 yr.	6132	Cauc.	Obrien et al (1941)
26.85 (10.57)	M	12 yr.	6612	Cauc.	Obrien et al (1941)
28.36 (11.17)	F	12 yr.	5865	Cauc.	Obrien et al (1941)

* This measurement referred to as Bitrochanteric in Text. However, it is incorrectly defined (see p. 12).

Buttocks Width (Continued)

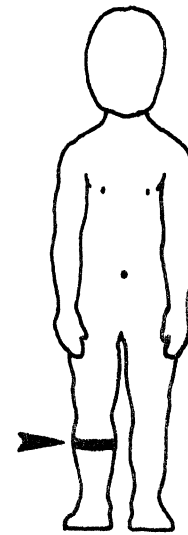
<u>\bar{X}</u> cm./in.	<u>Sex</u>	<u>Age</u>	<u>N</u>	<u>Race</u>	<u>Author</u>
28.10 (11.06)	M	13 yr.	6255	Cauc.	Obrien et al (1941)
29.99 (11.81)	F	13 yr.	5133	Cauc.	Obrien et al (1941)
29.54 (11.63)	M	14 yr.	4777	Cauc.	Obrien et al (1941)
31.17 (12.27)	F	14 yr.	3633	Cauc.	Obrien et al (1941)
21.40* (8.43)	M	7 yr.	47	Cauc.	Whitacre (1939)
21.72 (8.55)	M	8 yr.	95	Cauc.	Whitacre (1939)
22.44 (8.83)	M	9 yr.	113	Cauc.	Whitacre (1939)
23.39 (9.21)	M	10 yr.	140	Cauc.	Whitacre (1939)
24.38 (9.60)	M	11 yr.	135	Cauc.	Whitacre (1939)
24.99 (9.84)	M	12 yr.	75	Cauc.	Whitacre (1939)
25.54 (10.06)	M	13 yr.	11	Cauc.	Whitacre (1939)
21.16 (8.33)	F	7 yr.	44	Cauc.	Whitacre (1939)
22.36 (8.80)	F	8 yr.	86	Cauc.	Whitacre (1939)
23.05 (9.07)	F	9 yr.	113	Cauc.	Whitacre (1939)
23.95 (9.43)	F	10 yr.	99	Cauc.	Whitacre (1939)
25.28 (9.95)	F	11 yr.	108	Cauc.	Whitacre (1939)
26.17 (10.30)	F	12 yr.	69	Cauc.	Whitacre (1939)
21.64 (8.52)	M	8 yr.	36	Neg.	Whitacre (1939)
21.98 (8.65)	M	9 yr.	43	Neg.	Whitacre (1939)
22.98 (9.05)	M	10 yr.	60	Neg.	Whitacre (1939)
24.28 (9.56)	M	11 yr.	54	Neg.	Whitacre (1939)
24.73 (9.74)	M	12 yr.	49	Neg.	Whitacre (1939)
25.68 (10.11)	M	13 yr.	59	Neg.	Whitacre (1939)

* This measurement defined as Hip Width.

Buttocks Width (Continued)

<u>\bar{x}</u> <u>cm./in.</u>	<u>Sex</u>	<u>Age</u>	<u>N</u>	<u>Race</u>	<u>Author</u>
27.16 (10.69)	M	14 yr.	55	Neg.	Whitacre (1939)
21.03 (8.28)	F	8 yr.	35	Neg.	Whitacre (1939)
22.30 (8.78)	F	9 yr.	44	Neg.	Whitacre (1939)
23.23 (9.15)	F	10 yr.	69	Neg.	Whitacre (1939)
24.47 (9.63)	F	11 yr.	57	Neg.	Whitacre (1939)
26.29 (10.35)	F	12 yr.	71	Neg.	Whitacre (1939)
27.74 (10.92)	F	13 yr.	62	Neg.	Whitacre (1939)
28.90 (11.38)	F	14 yr.	63	Neg.	Whitacre (1939)

Calf Circumference



The measuring tape is placed around the level of the maximum circumference of the calf.

A. American

\bar{X} cm./in.	Sex	Age	N	Race	Author
13.98 (5.50)	F	3 mo.	42	Cauc.	Boynton (1936)
16.05 (6.32)	F	6 mo.	87	Cauc.	Boynton (1936)
16.70 (6.57)	F	9 mo.	95	Cauc.	Boynton (1936)
17.45 (6.87)	F	1 yr.	95	Cauc.	Boynton (1936)
18.03 (7.10)	F	1 1/4 yr.	78	Cauc.	Boynton (1936)
18.56 (7.31)	F	1 1/2 yr.	68	Cauc.	Boynton (1936)
18.87 (7.43)	F	1 3/4 yr.	57	Cauc.	Boynton (1936)
19.19 (7.56)	F	2 yr.	53	Cauc.	Boynton (1936)
19.41 (7.64)	F	2 1/4 yr.	45	Cauc.	Boynton (1936)
19.72 (7.76)	F	2 1/2 yr.	40	Cauc.	Boynton (1936)
20.25 (7.97)	F	2 3/4 yr.	39	Cauc.	Boynton (1936)
20.60 (8.11)	F	3 yr.	41	Cauc.	Boynton (1936)
21.25 (8.37)	F	3 1/2 yr.	53	Cauc.	Boynton (1936)
21.78 (8.57)	F	4 yr.	55	Cauc.	Boynton (1936)
21.97 (8.65)	F	4 1/2 yr.	60	Cauc.	Boynton (1936)
22.38 (8.81)	F	5 yr.	92	Cauc.	Boynton (1936)
22.91 (9.02)	F	5 1/2 yr.	88	Cauc.	Boynton (1936)
23.49 (9.25)	F	6 yr.	77	Cauc.	Boynton (1936)

Calf Circumference (Continued)

<u>\bar{X}</u> cm./in.	<u>Sex</u>	<u>Age</u>	<u>N</u>	<u>Race</u>	<u>Author</u>
24.37 (9.59)	F	7 yr.	82	Cauc.	Boynton (1936)
25.66 (10.10)	F	8 yr.	71	Cauc.	Boynton (1936)
26.59 (10.47)	F	9 yr.	84	Cauc.	Boynton (1936)
27.44 (10.80)	F	10 yr.	90	Cauc.	Boynton (1936)
28.66 (11.28)	F	11 yr.	85	Cauc.	Boynton (1936)
29.88 (11.76)	F	12 yr.	96	Cauc.	Boynton (1936)
31.03 (12.22)	F	13 yr.	104	Cauc.	Boynton (1936)
32.15 (12.66)	F	14 yr.	122	Cauc.	Boynton (1936)
24.00 (9.45)	M	6 yr.	38		Eppright (1954)
25.30 (9.96)	M	7 yr.	57		Eppright (1954)
26.20 (10.31)	M	8 yr.	53		Eppright (1954)
27.30 (10.75)	M	9 yr.	55		Eppright (1954)
27.70 (10.91)	M	10 yr.	60		Eppright (1954)
29.30 (11.54)	M	11 yr.	50		Eppright (1954)
29.90 (11.77)	M	12 yr.	90		Eppright (1954)
32.20 (12.68)	M	13 yr.	44		Eppright (1954)
32.30 (12.72)	M	14 yr.	40		Eppright (1954)
24.20 (9.53)	F	6 yr.	50		Eppright (1954)
25.40 (10.00)	F	7 yr.	48		Eppright (1954)
24.90 (9.80)	F	8 yr.	44		Eppright (1954)
27.00 (10.63)	F	9 yr.	64		Eppright (1954)
28.30 (11.14)	F	10 yr.	61		Eppright (1954)
29.50 (11.61)	F	11 yr.	58		Eppright (1954)

Calf Circumference (Continued)

<u>X</u> cm./in.	<u>Sex</u>	<u>Age</u>	<u>N</u>	<u>Race</u>	<u>Author</u>
30.70 (12.09)	F	12 yr.	82		Eppright (1954)
32.00 (12.60)	F	13 yr.	44		Eppright (1954)
32.60 (12.83)	F	14 yr.	37		Eppright (1954)
15.63 (6.15)	M	0 - 1 yr.	39	Cauc.	Garn (1972)
19.02 (7.49)	M	1	132	Cauc	Garn (1972)
20.10 (7.91)	M	2	169	Cauc.	Garn (1972)
20.80 (8.19)	M	3	176	Cauc.	Garn (1972)
21.56 (8.49)	M	4	179	Cauc.	Garn (1972)
22.33 (8.80)	M	5	223	Cauc.	Garn (1972)
23.27 (9.16)	M	6	222	Cauc.	Garn (1972)
24.35 (9.59)	M	7	264	Cauc.	Garn (1972)
25.48 (10.03)	M	8	263	Cauc.	Garn (1972)
26.22 (10.32)	M	9	245	Cauc.	Garn (1972)
27.46 (10.81)	M	10	265	Cauc.	Garn (1972)
28.93 (11.39)	M	11	248	Cauc.	Garn (1972)
29.92 (11.78)	M	12	241	Cauc.	Garn (1972)
31.54 (12.42)	M	13	231	Cauc.	Garn (1972)
32.53 (12.81)	M	14	149	Cauc.	Garn (1972)
15.24 (6.00)	M	0 - 1	19	Neg.	Garn (1972)
17.97 (7.07)	M	1	106	Neg.	Garn (1972)
18.93 (7.45)	M	2	117	Neg.	Garn (1972)
20.08 (7.91)	M	3	131	Neg.	Garn (1972)
21.16 (8.33)	M	4	142	Neg.	Garn (1972)

Calf Circumference (Continued)

<u>\bar{X}</u> cm./in.	<u>Sex</u>	<u>Age</u>	<u>N</u>	<u>Race</u>	<u>Author</u>
22.07 (8.69)	M	5 yr.	161	Neg.	Garn (1972)
22.90 (9.02)	M	6	163	Neg.	Garn (1972)
24.21 (9.53)	M	7	173	Neg.	Garn (1972)
25.32 (9.97)	M	8	151	Neg.	Garn (1972)
26.10 (10.28)	M	9	165	Neg.	Garn (1972)
26.99 (10.63)	M	10	148	Neg.	Garn (1972)
28.49 (11.22)	M	11	145	Neg.	Garn (1972)
29.47 (11.60)	M	12	172	Neg.	Garn (1972)
31.10 (12.24)	M	13	160	Neg.	Garn (1972)
32.09 (12.63)	M	14	150	Neg.	Garn (1972)
17.06 (6.72)	F	0 - 1	50	Cauc.	Garn (1972)
18.61 (7.33)	F	1	157	Cauc.	Garn (1972)
19.79 (7.79)	F	2	155	Cauc.	Garn (1972)
20.53 (8.08)	F	3	148	Cauc.	Garn (1972)
21.57 (8.49)	F	4	191	Cauc.	Garn (1972)
22.40 (8.82)	F	5	209	Cauc.	Garn (1972)
23.38 (9.20)	F	6	226	Cauc.	Garn (1972)
24.55 (9.67)	F	7	243	Cauc.	Garn (1972)
25.29 (9.96)	F	8	232	Cauc.	Garn (1972)
26.74 (10.53)	F	9	259	Cauc.	Garn (1972)
27.91 (10.99)	F	10	246	Cauc.	Garn (1972)
29.05 (11.44)	F	11	240	Cauc.	Garn (1972)
30.20 (11.89)	F	12	228	Cauc.	Garn (1972)
32.03 (12.61)	F	13	204	Cauc.	Garn (1972)

Calf Circumference (Continued)

<u>cm.</u> ^X / <u>in.</u>	<u>Sex</u>	<u>Age</u>	<u>N</u>	<u>Race</u>	<u>Author</u>
32.99 (12.99)	F	14 yr.	164	Cauc.	Garn (1972)
14.83 (5.84)	F	0 - 1	41	Neg.	Garn (1972)
17.61 (6.93)	F	1	97	Neg.	Garn (1972)
19.09 (7.52)	F	2	130	Neg.	Garn (1972)
20.25 (7.97)	F	3	112	Neg.	Garn (1972)
21.09 (8.30)	F	4	138	Neg.	Garn (1972)
21.94 (8.64)	F	5	158	Neg.	Garn (1972)
23.17 (9.12)	F	6	166	Neg.	Garn (1972)
24.14 (9.50)	F	7	172	Neg.	Garn (1972)
24.95 (9.82)	F	8	162	Neg.	Garn (1972)
26.51 (10.44)	F	9	193	Neg.	Garn (1972)
27.66 (10.89)	F	10	166	Neg.	Garn (1972)
29.49 (11.61)	F	11	197	Neg.	Garn (1972)
30.36 (11.95)	F	12	178	Neg.	Garn (1972)
31.83 (12.53)	F	13	161	Neg.	Garn (1972)
32.59 (12.83)	F	14	154	Neg.	Garn (1972)
16.19 (6.38)	M	3 mo.	78	Cauc.	Kasius (1957)
18.66 (7.34)	M	6 mo.	87	Cauc.	Kasius (1957)
20.26 (7.98)	M	12 mo.	58	Cauc.	Kasius (1957)
15.95 (6.28)	M	3 mo.	64	Neg.	Kasius (1957)
18.27 (7.19)	M	6 mo.	64	Neg.	Kasius (1957)
19.72 (7.76)	M	12 mo.	37	Neg.	Kasius (1957)
15.50 (6.10)	F	3 mo.	64	Cauc.	Kasius (1957)

Calf Circumference (Continued)

<u>\bar{x}</u> cm./in.	<u>Sex</u>	<u>Age</u>	<u>N</u>	<u>Race</u>	<u>Author</u>
18.15 (7.15)	F	6 mo.	65	Cauc.	Kasius (1957)
19.95 (7.85)	F	12 mo.	40	Cauc.	Kasius (1957)
15.61 (6.15)	F	3 mo.	56	Neg.	Kasius (1957)
17.85 (7.03)	F	6 mo.	54	Neg.	Kasius (1957)
19.37 (7.63)	F	12 mo.	38	Neg.	Kasius (1957)
24.70 (9.72)	M	7 yr.	260	Cauc.	Meredith (1953)
27.80 (10.94)	M	10 yr.	208	Cauc.	Meredith (1953)
24.80 (9.76)	F	7 yr.	168	Cauc.	Meredith (1953)
27.10 (10.67)	F	9 yr.	160	Cauc.	Meredith (1953)
29.40 (11.57)	F	11 yr.	145	Cauc.	Meredith (1953)
27.40 (10.79)	F	9 yr.	141	Cauc.	Meredith (1962)
29.60 (11.65)	F	11 yr.	110	Cauc.	Meredith (1962)
32.60 (12.83)	F	13 yr.	139	Cauc.	Meredith (1962)
21.75 (8.56)	M	4 yr.	838	Cauc.	Obrien et al (1941)
21.89 (8.62)	F	4 yr.	1007	Cauc.	Obrien et al (1941)
22.61 (8.90)	M	5 yr.	2169	Cauc.	Obrien et al (1941)
22.72 (8.94)	F	5 yr.	2596	Cauc.	Obrien et al (1941)
23.47 (9.24)	M	6 yr.	4157	Cauc.	Obrien et al (1941)
23.62 (9.30)	F	6 yr.	4559	Cauc.	Obrien et al (1941)
24.33 (9.58)	M	7 yr.	5098	Cauc.	Obrien et al (1941)
24.52 (9.65)	F	7 yr.	5367	Cauc.	Obrien et al (1941)

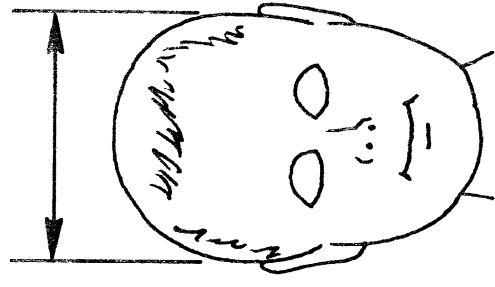
Calf Circumference (Continued)

<u>\bar{X}</u> cm./in.	<u>Sex</u>	<u>Age</u>	<u>N</u>	<u>Race</u>	<u>Author</u>
25.24 (9.94)	M	8 yr.	5893	Cauc.	Obrien et al (1941)
25.43 (10.01)	F	8 yr.	5754	Cauc.	Obrien et al (1941)
26.22 (10.32)	M	9 yr.	6242	Cauc.	Obrien et al (1941)
26.36 (10.38)	F	9 yr.	6174	Cauc.	Obrien et al (1941)
27.15 (10.69)	M	10 yr.	6646	Cauc.	Obrien et al (1941)
27.40 (10.79)	F	10 yr.	6253	Cauc.	Obrien et al (1941)
28.08 (11.06)	M	11 yr.	6488	Cauc.	Obrien et al (1941)
28.55 (11.24)	F	11 yr.	6132	Cauc.	Obrien et al (1941)
29.20 (11.50)	M	12 yr.	6612	Cauc.	Obrien et al (1941)
29.81 (11.74)	F	12 yr.	5865	Cauc.	Obrien et al (1941)
30.52 (12.02)	M	13 yr.	6255	Cauc.	Obrien et al (1941)
31.01 (12.21)	F	13 yr.	5133	Cauc.	Obrien et al (1941)
31.86 (12.54)	M	14 yr.	4777	Cauc.	Obrien et al (1941)
31.90 (12.56)	F	14 yr.	3633	Cauc.	Obrien et al (1941)
27.48 (10.82)	M	9 yr.	66	Cauc.	Tuddenham (1953)
27.84 (10.96)	F	9 yr.	70	Cauc.	Tuddenham (1953)
28.56 (11.24)	M	10 yr.	66	Cauc.	Tuddenham (1953)
28.93 (11.39)	F	10 yr.	70	Cauc.	Tuddenham (1953)
29.58 (11.64)	M	11 yr.	66	Cauc.	Tuddenham (1953)
30.02 (11.82)	F	11 yr.	70	Cauc.	Tuddenham (1953)
30.97 (12.19)	M	12 yr.	66	Cauc.	Tuddenham (1953)
31.30 (12.32)	F	12 yr.	70	Cauc.	Tuddenham (1953)
32.50 (12.79)	M	13 yr.	66	Cauc.	Tuddenham (1953)
32.48 (12.78)	F	13 yr.	70	Cauc.	Tuddenham (1953)
33.88 (13.34)	M	14 yr.	66	Cauc.	Tuddenham (1953)
33.47 (13.18)	F	14 yr.	70	Cauc.	Tuddenham (1953)

Calf Circumference (Continued)

<u>\bar{x}</u> <u>cm./in.</u>	<u>Sex</u>	<u>Age</u>	<u>N</u>	<u>Race</u>	<u>Author</u>
19.60 (7.72)	F	2 yr.	25	Cauc.	Wise (1942)
20.80 (8.19)	F	3 yr.	20	Cauc.	Wise (1942)
21.00 (8.27)	F	4 yr.	24	Cauc.	Wise (1942)
21.60 (8.50)	F	5 yr.	23	Cauc.	Wise (1942)

Cephalic Breadth



Subject seated. With a spreading caliper measure the maximum horizontal breadth of the head above the level of the ears.

A. American

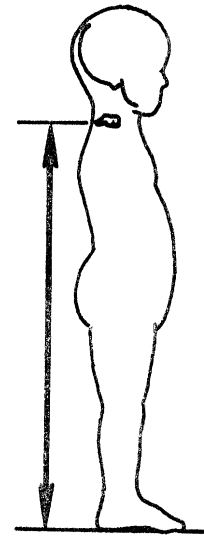
\bar{X} cm./in.	Sex	Age	N	Race	Author
14.11 (5.56)	M	7 yr.	103	Cauc.	Krogman (1970)
14.17 (5.58)	M	8 yr.	145	Cauc.	Krogman (1970)
14.32 (5.64)	M	9 yr.	204	Cauc.	Krogman (1970)
14.46 (5.69)	M	10 yr.	223	Cauc.	Krogman (1970)
14.49 (5.70)	M	11 yr.	214	Cauc.	Krogman (1970)
14.58 (5.74)	M	12 yr.	224	Cauc.	Krogman (1970)
14.85 (5.85)	M	13 yr.	146	Cauc.	Krogman (1970)
14.90 (5.87)	M	14 yr.	82	Cauc.	Krogman (1970)
14.00 (5.51)	M	7 yr.	84	Neg.	Krogman (1970)
14.12 (5.56)	M	8 yr.	84	Neg.	Krogman (1970)
14.21 (5.59)	M	9 yr.	54	Neg.	Krogman (1970)
14.24 (5.61)	M	10 yr.	30	Neg.	Krogman (1970)
14.25 (5.61)	M	11 yr.	39	Neg.	Krogman (1970)
14.40 (5.67)	M	12 yr.	29	Neg.	Krogman (1970)
14.55 (5.73)	M	13 yr.	23	Neg.	Krogman (1970)
14.78 (5.82)	M	14 yr.	12	Neg.	Krogman (1970)
13.62 (5.36)	F	7 yr.	104	Cauc.	Krogman (1970)
13.73 (5.41)	F	8 yr.	153	Cauc.	Krogman (1970)

Cephalic Breadth (Continued)

<u>\bar{X}</u> cm./in.	<u>Sex</u>	<u>Age</u>	<u>N</u>	<u>Race</u>	<u>Author</u>
13.83 (5.44)	F	9 yr.	247	Cauc.	Krogman (1970)
13.90 (5.47)	F	10 yr.	283	Cauc.	Krogman (1970)
13.99 (5.51)	F	11 yr.	274	Cauc.	Krogman (1970)
14.15 (5.57)	F	12 yr.	263	Cauc.	Krogman (1970)
14.27 (5.62)	F	13 yr.	170	Cauc.	Krogman (1970)
14.36 (5.65)	F	14 yr.	76	Cauc.	Krogman (1970)
13.67 (5.38)	F	7 yr.	90	Neg.	Krogman (1970)
13.85 (5.45)	F	8 yr.	75	Neg.	Krogman (1970)
13.85 (5.45)	F	9 yr.	52	Neg.	Krogman (1970)
14.01 (5.52)	F	10 yr.	48	Neg.	Krogman (1970)
14.13 (5.56)	F	11 yr.	47	Neg.	Krogman (1970)
14.13 (5.56)	F	12 yr.	28	Neg.	Krogman (1970)
14.43 (5.68)	F	13 yr.	26	Neg.	Krogman (1970)
14.41 (5.67)	F	14 yr.	17	Neg.	Krogman (1970)

Cervicale Height

Subject stands erect, looking straight ahead, arms hanging at the side. With an anthropometer measure the vertical distance from the floor to the palpable spinous process of the seventh cervical vertebra.



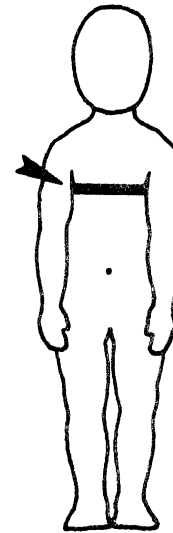
A. American

<u>\bar{X}</u> <u>cm./in.</u>	<u>Sex</u>	<u>Age</u>	<u>N</u>	<u>Race</u>	<u>Author</u>
85.82 (33.79)	M	4 yr.	838	Cauc.	Obrien et al (1941)
85.73 (33.75)	F	4 yr.	1007	Cauc.	Obrien et al (1941)
92.21 (36.30)	M	5 yr.	2169	Cauc.	Obrien et al (1941)
91.72 (36.11)	F	5 yr.	2596	Cauc.	Obrien et al (1941)
97.50 (39.17)	M	6 yr.	4157	Cauc.	Obrien et al (1941)
97.08 (38.22)	F	6 yr.	4559	Cauc.	Obrien et al (1941)
102.38 (40.31)	M	7 yr.	5098	Cauc.	Obrien et al (1941)
101.89 (40.11)	F	7 yr.	5367	Cauc.	Obrien et al (1941)
107.29 (42.24)	M	8 yr.	5893	Cauc.	Obrien et al (1941)
106.89 (42.08)	F	8 yr.	5754	Cauc.	Obrien et al (1941)
112.01 (44.10)	M	9 yr.	6242	Cauc.	Obrien et al (1941)
111.53 (43.91)	F	9 yr.	6174	Cauc.	Obrien et al (1941)
116.47 (45.85)	M	10 yr.	6646	Cauc.	Obrien et al (1941)
116.73 (45.96)	F	10 yr.	6253	Cauc.	Obrien et al (1941)
120.73 (47.53)	M	11 yr.	6488	Cauc.	Obrien et al (1941)
122.27 (48.14)	F	11 yr.	6132	Cauc.	Obrien et al (1941)
125.59 (49.44)	M	12 yr.	6612	Cauc.	Obrien et al (1941)

Cervicale Height (Continued)

<u>\bar{X}</u> <u>cm./in.</u>	<u>Sex</u>	<u>Age</u>	<u>N</u>	<u>Race</u>	<u>Author</u>
127.85 (50.33)	F	12 yr.	5865	Cauc.	O'Brien et al (1941)
131.06 (51.60)	M	13 yr.	6255	Cauc.	O'Brien et al (1941)
132.34 (52.10)	F	13 yr.	5133	Cauc.	O'Brien et al (1941)
136.72 (53.83)	M	14 yr.	4777	Cauc.	O'Brien et al (1941)
135.08 (53.18)	F	14 yr.	3633	Cauc.	O'Brien et al (1941)

Chest Circumference (midpoint)



Subject stands erect looking straight ahead, feet together. The arms are abducted sufficiently to allow clearance of a tape between arms and trunk. The circumference is taken with the tape held horizontal at nipple level. Measurement was made during normal breathing at midpoint inspiration.

A. American

<u>\bar{X}</u> <u>cm./in.</u>	<u>Sex</u>	<u>Age</u>	<u>N</u>	<u>Race</u>	<u>Author</u>
36.49 (14.37)	M	1 mo.	24	Cauc.	Bayley (1935)
35.43 (13.95)	F	1 mo.	26	Cauc.	Bayley (1935)
38.95 (15.33)	M	2 mo.	31	Cauc.	Bayley (1935)
37.87 (14.90)	F	2 mo.	27	Cauc.	Bayley (1935)
40.44 (15.92)	M	3 mo.	31	Cauc.	Bayley (1935)
39.68 (15.62)	F	3 mo.	29	Cauc.	Bayley (1935)
41.89 (16.49)	M	4 mo.	30	Cauc.	Bayley (1935)
41.10 (16.18)	F	4 mo.	29	Cauc.	Bayley (1935)
43.44 (17.10)	M	5 mo.	30	Cauc.	Bayley (1935)
42.67 (16.80)	F	5 mo.	27	Cauc.	Bayley (1935)
44.10 (17.36)	M	6 mo.	30	Cauc.	Bayley (1935)
43.84 (17.26)	F	6 mo.	28	Cauc.	Bayley (1935)
46.08 (18.14)	M	7 mo.	27	Cauc.	Bayley (1935)
44.69 (17.59)	F	7 mo.	25	Cauc.	Bayley (1935)
46.74 (18.40)	M	8 mo.	25	Cauc.	Bayley (1935)
45.64 (17.97)	F	8 mo.	27	Cauc.	Bayley (1935)
47.34 (18.64)	M	9 mo.	27	Cauc.	Bayley (1935)

Chest Circumference (Midpoint) (Continued)

<u>\bar{X}</u> cm./in.	<u>Sex</u>	<u>Age</u>	<u>N</u>	<u>Race</u>	<u>Author</u>
46.23 (18.20)	F	9 mo.	29	Cauc.	Bayley (1935)
47.86 (18.84)	M	10 mo.	25	Cauc.	Bayley (1935)
46.83 (18.44)	F	10 mo.	23	Cauc.	Bayley (1935)
48.31 (19.02)	M	11 mo.	24	Cauc.	Bayley (1935)
46.71 (18.39)	F	11 mo.	19	Cauc.	Bayley (1935)
48.66 (19.16)	M	12 mo.	28	Cauc.	Bayley (1935)
46.68 (18.38)	F	12 mo.	26	Cauc.	Bayley (1935)
49.85 (19.63)	M	15 mo.	27	Cauc.	Bayley (1935)
48.06 (18.92)	F	15 mo.	25	Cauc.	Bayley (1935)
50.60 (19.92)	M	1 1/2 yr.	22	Cauc.	Bayley (1935)
48.80 (19.21)	F	1 1/2 yr.	22	Cauc.	Bayley (1935)
51.31 (20.20)	M	2 yr.	23	Cauc.	Bayley (1935)
49.41 (19.45)	F	2 yr.	18	Cauc.	Bayley (1935)
51.32 (20.20)	M	2 1/2 yr.	25	Cauc.	Bayley (1935)
49.53 (19.50)	F	2 1/2 yr.	21	Cauc.	Bayley (1935)
52.09 (20.51)	M	3 yr.	25	Cauc.	Bayley (1935)
50.15 (19.74)	F	3 yr.	24	Cauc.	Bayley (1935)
60.20 (23.70)	M	6 yr.	6		Burke (1943)
57.00 (22.44)	F	6 yr.	9		Burke (1943)
62.50 (24.61)	M	7 yr.	13		Burke (1943)
59.40 (23.39)	F	7 yr.	24		Burke (1943)
64.60 (25.43)	M	8 yr.	14		Burke (1943)
60.80 (23.94)	F	8 yr.	24		Burke (1943)

Chest Circumference (Midpoint) (Continued)

<u>\bar{X}</u> cm./in.	<u>Sex</u>	<u>Age</u>	<u>N</u>	<u>Race</u>	<u>Author</u>
68.30 (26.89)	M	9 yr.	12		Burke (1943)
63.30 (24.92)	F	9 yr.	20		Burke (1943)
69.10 (27.20)	M	10 yr.	8		Burke (1943)
66.10 (26.02)	F	10 yr.	15		Burke (1943)
73.20 (28.82)	M	11 yr.	15		Burke (1943)
66.80 (26.30)	F	11 yr.	20		Burke (1943)
76.60 (30.15)	M	12 yr.	10		Burke (1943)
68.70 (27.05)	F	12 yr.	20		Burke (1943)
76.40 (30.08)	M	13 yr.	13		Burke (1943)
72.60 (28.58)	F	13 yr.	12		Burke (1943)
76.90 (30.28)	M	14 yr.	8		Burke (1943)
73.40 (28.90)	F	14 yr.	7		Burke (1943)
41.01 (16.15)	M	3 mo.	265	Cauc.	Kasius (1957)
44.73 (17.61)	M	6 mo.	232	Cauc.	Kasius (1957)
48.71 (19.18)	M	12 mo.	130	Cauc.	Kasius (1957)
40.67 (16.01)	M	3 mo.	151	Neg.	Kasius (1957)
44.14 (17.38)	M	6 mo.	137	Neg.	Kasius (1957)
47.51 (18.70)	M	12 mo.	91	Neg.	Kasius (1957)
39.78 (15.66)	F	3 mo.	247	Cauc.	Kasius (1957)
43.50 (17.13)	F	6 mo.	211	Cauc.	Kasius (1957)
46.86 (18.45)	F	12 mo.	121	Cauc.	Kasius (1957)
39.45 (15.53)	F	3 mo.	129	Neg.	Kasius (1957)
42.93 (16.90)	F	6 mo.	115	Neg.	Kasius (1957)
46.21 (18.19)	F	12 mo.	82	Neg.	Kasius (1957)

Chest Circumference (Midpoint) (Continued)

<u>\bar{X}</u> cm./in.	<u>Sex</u>	<u>Age</u>	<u>N</u>	<u>Race</u>	<u>Author</u>
42.37 (16.68)	M	3-6 mo.	108	Cauc.	Meredith (1935)
44.68 (17.59)	M	6-9 mo.	160	Cauc.	Meredith (1935)
46.68 (18.38)	M	9-12 mo.	147	Cauc.	Meredith (1935)
47.76 (18.80)	M	12-15 mo.	130	Cauc.	Meredith (1935)
48.66 (19.16)	M	15-18 mo.	110	Cauc.	Meredith (1935)
49.35 (19.42)	M	1 1/2-1 3/4 yr.	100	Cauc.	Meredith (1935)
50.11 (19.73)	M	1 3/4-2 yr.	96	Cauc.	Meredith (1935)
50.18 (19.76)	M	2-2 1/4 yr.	94	Cauc.	Meredith (1935)
50.45 (19.86)	M	2 1/4-2 1/2 yr.	75	Cauc.	Meredith (1935)
50.81 (20.00)	M	2 1/2-2 3/4 yr.	93	Cauc.	Meredith (1935)
50.76 (19.98)	M	2 3/4-3 yr.	85	Cauc.	Meredith (1935)
51.32 (20.20)	M	3-3 1/2 yr.	178	Cauc.	Meredith (1935)
52.26 (20.57)	M	3 1/2-4 yr.	217	Cauc.	Meredith (1935)
53.04 (20.88)	M	4-4 1/2 yr.	225	Cauc.	Meredith (1935)
53.70 (21.41)	M	4 1/2-5 yr.	247	Cauc.	Meredith (1935)
54.90 (21.61)	M	5-5 1/2 yr.	315	Cauc.	Meredith (1935)
55.92 (22.02)	M	5 1/2-6 yr.	324	Cauc.	Meredith (1935)
56.86 (22.39)	M	6-6 1/2 yr.	261	Cauc.	Meredith (1935)
58.65 (23.09)	M	6 1/2-7 1/2 yr.	510	Cauc.	Meredith (1935)
60.97 (24.00)	M	7 1/2-8 1/2 yr.	472	Cauc.	Meredith (1935)
63.05 (24.82)	M	8 1/2-9 1/2 yr.	452	Cauc.	Meredith (1935)
65.65 (25.85)	M	9 1/2-10 1/2 yr.	362	Cauc.	Meredith (1935)
67.58 (26.61)	M	10 1/2-11 1/2 yr.	355	Cauc.	Meredith (1935)
69.95 (27.54)	M	11 1/2-12 1/2 yr.	317	Cauc.	Meredith (1935)
73.28 (28.85)	M	12 1/2-13 1/2 yr.	298	Cauc.	Meredith (1935)
76.76 (30.22)	M	13 1/2-14 1/2 yr.	286	Cauc.	Meredith (1935)

Chest Circumference (Midpoint) (Continued)

<u>cm.</u> \bar{X} <u>/in.</u>	<u>Sex</u>	<u>Age</u>	<u>N</u>	<u>Race</u>	<u>Author</u>
58.20 (22.91)	M	7 yr.	260	Cauc.	Meredith (1953)
64.40 (25.35)	M	10 yr.	208	Cauc.	Meredith (1953)
58.50 (23.03)	F	7 yr.	168	Cauc.	Meredith (1953)
62.90 (24.76)	F	9 yr.	160	Cauc.	Meredith (1953)
67.50 (26.57)	F	11 yr.	145	Cauc.	Meredith (1953)
56.60 (22.28)	M	4 yr.	838	Cauc.	Obrien et al (1941)
55.48 (21.84)	F	4 yr.	1007	Cauc.	Obrien et al (1941)
58.40 (22.99)	M	5 yr.	2169	Cauc.	Obrien et al (1941)
57.16 (22.50)	F	5 yr.	2596	Cauc.	Obrien et al (1941)
60.24 (23.72)	M	6 yr.	4157	Cauc.	Obrien et al (1941)
58.97 (23.22)	F	6 yr.	4559	Cauc.	Obrien et al (1941)
62.25 (24.51)	M	7 yr.	5098	Cauc.	Obrien et al (1941)
61.00 (24.02)	F	7 yr.	5367	Cauc.	Obrien et al (1941)
64.45 (25.37)	M	8 yr.	5893	Cauc.	Obrien et al (1941)
63.10 (24.84)	F	8 yr.	5754	Cauc.	Obrien et al (1941)
66.64 (26.24)	M	9 yr.	6242	Cauc.	Obrien et al (1941)
65.29 (25.70)	F	9 yr.	6174	Cauc.	Obrien et al (1941)
68.79 (27.08)	M	10 yr.	6646	Cauc.	Obrien et al (1941)
67.76 (26.68)	F	10 yr.	6253	Cauc.	Obrien et al (1941)
71.00 (27.95)	M	11 yr.	6488	Cauc.	Obrien et al (1941)
70.68 (27.83)	F	11 yr.	6132	Cauc.	Obrien et al (1941)
73.53 (28.95)	M	12 yr.	6612	Cauc.	Obrien et al (1941)
74.00 (29.13)	F	12 yr.	5865	Cauc.	Obrien et al (1941)
76.65 (30.18)	M	13 yr.	6255	Cauc.	Obrien et al (1941)

Chest Circumference (Midpoint) (Continued)

<u>\bar{X}</u> cm./in.	<u>Sex</u>	<u>Age</u>	<u>N</u>	<u>Race</u>	<u>Author</u>
76.92 (30.28)	F	13 yr.	5133	Cauc.	Obrien et al (1941)
80.24 (31.59)	M	14 yr.	4777	Cauc.	Obrien et al (1941)
79.06 (31.13)	F	14 yr.	3633	Cauc.	Obrien et al (1941)
34.48 (13.59)	M	1 mo.	25	Neg.	Scott (1962)
36.40 (14.34)	M	2 mo.	25	Neg.	Scott (1962)
38.21 (15.06)	M	3 mo.	25	Neg.	Scott (1962)
39.69 (15.64)	M	4 mo.	25	Neg.	Scott (1962)
40.88 (16.11)	M	5 mo.	25	Neg.	Scott (1962)
41.90 (16.51)	M	6 mo.	25	Neg.	Scott (1962)
42.78 (16.86)	M	7 mo.	25	Neg.	Scott (1962)
43.52 (17.15)	M	8 mo.	25	Neg.	Scott (1962)
44.17 (17.40)	M	9 mo.	25	Neg.	Scott (1962)
44.76 (17.64)	M	10 mo.	25	Neg.	Scott (1962)
45.32 (17.86)	M	11 mo.	25	Neg.	Scott (1962)
45.89 (18.08)	M	12 mo.	25	Neg.	Scott (1962)
46.40 (18.28)	M	13 mo.	25	Neg.	Scott (1962)
34.35 (13.53)	F	1 mo.	30	Neg.	Scott (1962)
36.06 (14.21)	F	2 mo.	30	Neg.	Scott (1962)
37.79 (14.89)	F	3 mo.	30	Neg.	Scott (1962)
39.17 (15.43)	F	4 mo.	30	Neg.	Scott (1962)
40.41 (15.92)	F	5 mo.	30	Neg.	Scott (1962)
41.48 (16.34)	F	6 mo.	30	Neg.	Scott (1962)
42.26 (16.65)	F	7 mo.	30	Neg.	Scott (1962)
42.88 (16.90)	F	8 mo.	30	Neg.	Scott (1962)

Chest Circumference (Midpoint) (Continued)

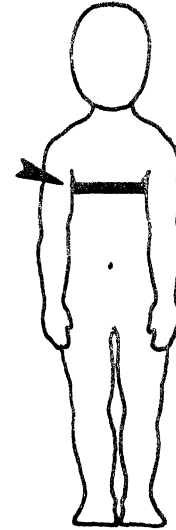
\bar{X} cm./in.	Sex	Age	N	Race	Author
43.45 (17.12)	F	9 mo.	30	Neg.	Scott (1962)
44.01 (17.34)	F	10 mo.	30	Neg.	Scott (1962)
44.50 (17.53)	F	11 mo.	30	Neg.	Scott (1962)
44.98 (17.72)	F	12 mo.	30	Neg.	Scott (1962)
45.45 (17.91)	F	13 mo.	30	Neg.	Scott (1962)
40.6 (15.98)	M	3 mo.	115	Cauc.	Vickers (1943)
39.8 (15.67)	F	3 mo.	120	Cauc.	Vickers (1943)
44.0 (17.32)	M	6 mo.	113	Cauc.	Vickers (1943)
43.2 (17.01)	F	6 mo.	130	Cauc.	Vickers (1943)
46.5 (18.31)	M	9 mo.	114	Cauc.	Vickers (1943)
45.6 (17.95)	F	9 mo.	120	Cauc.	Vickers (1943)
47.9 (18.86)	M	1 yr.	109	Cauc.	Vickers (1943)
48.9 (19.25)	F	1 yr.	105	Cauc.	Vickers (1943)
49.9 (19.65)	M	1 1/2 yr.	104	Cauc.	Vickers (1943)
48.9 (19.25)	F	1 1/2 yr.	105	Cauc.	Vickers (1943)
51.0 (20.08)	M	2 yr.	99	Cauc.	Vickers (1943)
50.3 (19.80)	F	2 yr.	106	Cauc.	Vickers (1943)
51.9 (20.43)	M	2 1/2 yr.	94	Cauc.	Vickers (1943)
51.5 (20.28)	F	2 1/2 yr.	95	Cauc.	Vickers (1943)
52.7 (20.75)	M	3 yr.	99	Cauc.	Vickers (1943)
52.1 (20.51)	F	3 yr.	103	Cauc.	Vickers (1943)
53.4 (21.02)	M	3 1/2 yr.	89	Cauc.	Vickers (1943)
52.8 (20.71)	F	3 1/2 yr.	91	Cauc.	Vickers (1943)

Chest Circumference (Midpoint) (Continued)

<u>\bar{x}</u> cm./in.	<u>Sex</u>	<u>Age</u>	<u>N</u>	<u>Race</u>	<u>Author</u>
54.0 (21.26)	M	4 yr.	87	Cauc.	Vickers (1943)
53.5 (21.06)	F	4 yr.	86	Cauc.	Vickers (1943)
54.5 (21.46)	M	4 1/2 yr.	85	Cauc.	Vickers (1943)
53.9 (21.22)	F	4 1/2 yr.	78	Cauc.	Vickers (1943)
55.4 (21.81)	M	5 yr.	88	Cauc.	Vickers (1943)
54.6 (21.50)	F	5 yr.	87	Cauc.	Vickers (1943)
56.0 (22.05)	M	5 1/2 yr.	66	Cauc.	Vickers (1943)
55.1 (21.69)	F	5 1/2 yr.	63	Cauc.	Vickers (1943)
56.5 (22.24)	M	6 yr.	75	Cauc.	Vickers (1943)
56.0 (22.05)	F	6 yr.	68	Cauc.	Vickers (1943)
58.3 (22.95)	M	7 yr.	63	Cauc.	Vickers (1943)
57.7 (22.72)	F	7 yr.	62	Cauc.	Vickers (1943)
59.9 (23.58)	M	8 yr.	56	Cauc.	Vickers (1943)
59.1 (23.27)	F	8 yr.	46	Cauc.	Vickers (1943)
61.7 (24.29)	M	9 yr.	39	Cauc.	Vickers (1943)
61.5 (24.21)	F	9 yr.	34	Cauc.	Vickers (1943)
64.2 (25.28)	M	10 yr.	27	Cauc.	Vickers (1943)
64.4 (25.35)	F	10 yr.	24	Cauc.	Vickers (1943)
49.20 (19.37)	F	2 yr.	25	Cauc.	Wise (1942)
51.00 (20.08)	F	3 yr.	20	Cauc.	Wise (1942)
51.60 (20.31)	F	4 yr.	24	Cauc.	Wise (1942)
53.40 (21.02)	F	5 yr.	23	Cauc.	Wise (1942)

Chest Circumference (exhale)

Subject stands erect looking straight ahead, feet together. The arms are abducted sufficiently to allow clearance of a tape between arms and trunk. The circumference is taken with the tape held horizontal at nipple level. Measurement was made during normal breathing at exhale inspiration.



A. American

\bar{X} cm./in.	Sex	Age	N	Race	Author
58.09 (22.87)	M	6 yr.	922	Cauc.	Collins & Clark (1929)
59.26 (23.33)	M	7 yr.	1600	Cauc.	Collins & Clark (1929)
60.93 (23.99)	M	8 yr.	1679	Cauc.	Collins & Clark (1929)
62.48 (24.60)	M	9 yr.	1813	Cauc.	Collins & Clark (1929)
64.26 (25.30)	M	10 yr.	1698	Cauc.	Collins & Clark (1929)
66.19 (26.06)	M	11 yr.	1735	Cauc.	Collins & Clark (1929)
68.15 (26.83)	M	12 yr.	1714	Cauc.	Collins & Clark (1929)
70.64 (27.81)	M	13 yr.	1646	Cauc.	Collins & Clark (1929)
73.61 (28.98)	M	14 yr.	1317	Cauc.	Collins & Clark (1929)
56.69 (22.32)	F	6 yr.	966	Cauc.	Collins & Clark (1929)
58.06 (22.86)	F	7 yr.	1548	Cauc.	Collins & Clark (1929)
59.39 (23.38)	F	8 yr.	1652	Cauc.	Collins & Clark (1929)
61.32 (24.14)	F	9 yr.	1780	Cauc.	Collins & Clark (1929)
63.20 (24.88)	F	10 yr.	1772	Cauc.	Collins & Clark (1929)
65.84 (25.92)	F	11 yr.	1718	Cauc.	Collins & Clark (1929)
68.25 (26.87)	F	12 yr.	1736	Cauc.	Collins & Clark (1929)
71.15 (28.01)	F	13 yr.	1657	Cauc.	Collins & Clark (1929)
73.28 (28.85)	F	14 yr.	1364	Cauc.	Collins & Clark (1929)

Foot Length

Subject stands erect, feet slightly apart, without shoes. With a beam caliper measure the distance from the heel to the most distal toe of the foot.



A. American

\bar{X} cm./in.	Sex	Age	N	Race	Author
17.78* (7.00)	M	5 yr.	12		Martin, W. (1955)
17.78 (7.00)	M	6 yr.	114		Martin, W. (1955)
18.80 (7.40)	M	7 yr.	102		Martin, W. (1955)
19.81 (7.80)	M	8 yr.	108		Martin, W. (1955)
20.83 (8.20)	M	9 yr.	91		Martin, W. (1955)
21.34 (8.40)	M	10 yr.	114		Martin, W. (1955)
22.35 (8.80)	M	11 yr.	103		Martin, W. (1955)
22.86 (9.00)	M	12 yr.	100		Martin, W. (1955)
24.13 (9.50)	M	13 yr.	111		Martin, W. (1955)
25.15 (9.90)	M	14 yr.	175		Martin, W. (1955)
16.76 (6.60)	F	5 yr.	12		Martin, W. (1955)
17.53 (6.90)	F	6 yr.	91		Martin, W. (1955)
18.54 (7.30)	F	7 yr.	86		Martin, W. (1955)
19.81 (7.80)	F	8 yr.	88		Martin, W. (1955)
20.32 (8.00)	F	9 yr.	96		Martin, W. (1955)
21.59 (8.50)	F	10 yr.	79		Martin, W. (1955)
22.35 (8.80)	F	11 yr.	99		Martin, W. (1955)

* Measurements made with shoes off.

Foot Length (Continued)

<u>\bar{x}</u> cm./in.	<u>Sex</u>	<u>Age</u>	<u>N</u>	<u>Race</u>	<u>Author</u>
23.11 (9.10)	F	12 yr.	104		Martin, W. (1955)
23.37 (9.20)	F	13 yr.	131		Martin, W. (1955)
23.62 (9.30)	F	14 yr.	143		Martin, W. (1955)
21.10 (8.31)	F	9 yr.	141	Cauc.	Meredith (1962)
22.60 (8.90)	F	11 yr.	110	Cauc.	Meredith (1962)
23.80 (9.37)	F	13 yr.	139	Cauc.	Meredith (1962)

Foot Width

Subject seated and barefoot. With a beam caliper measure the distance between the distal ends of the metatarsals.



A. American

<u>\bar{X}</u> <u>cm./in.</u>	<u>Sex</u>	<u>Age</u>	<u>N</u>	<u>Race</u>	<u>Author</u>
6.60* (2.60)	M	5 yr.	12		Martin, W. (1955)
6.60 (2.60)	M	6 yr.	114		Martin, W. (1955)
7.11 (2.80)	M	7 yr.	102		Martin, W. (1955)
7.37 (2.90)	M	8 yr.	108		Martin, W. (1955)
7.62 (3.00)	M	9 yr.	91		Martin, W. (1955)
7.62 (3.00)	M	10 yr.	114		Martin, W. (1955)
8.13 (3.20)	M	11 yr.	103		Martin, W. (1955)
8.13 (3.20)	M	12 yr.	100		Martin, W. (1955)
8.64 (3.40)	M	13 yr.	111		Martin, W. (1955)
9.14 (3.60)	M	14 yr.	175		Martin, W. (1955)
6.10 (2.40)	F	5 yr.	12		Martin, W. (1955)
6.35 (2.50)	F	6 yr.	91		Martin, W. (1955)
6.60 (2.60)	F	7 yr.	86		Martin, W. (1955)
7.11 (2.80)	F	8 yr.	88		Martin, W. (1955)
7.11 (2.80)	F	9 yr.	96		Martin, W. (1955)
7.62 (3.00)	F	10 yr.	79		Martin, W. (1955)
7.87 (3.10)	F	11 yr.	99		Martin, W. (1955)

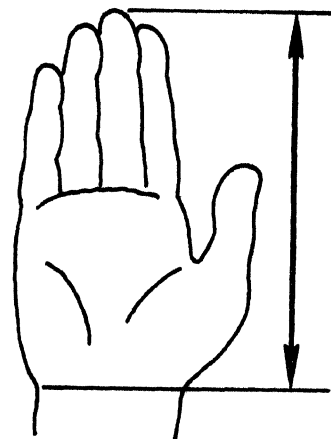
* Measurements made with shoes off.

Foot Width (Continued)

<u>\bar{X}</u> <u>cm./in.</u>	<u>Sex</u>	<u>Age</u>	<u>N</u>	<u>Race</u>	<u>Author</u>
8.13 (3.20)	F	12 yr.	104		Martin, W. (1955)
8.38 (3.30)	F	13 yr.	131		Martin, W. (1955)
8.38 (3.30)	F	14 yr.	143		Martin, W. (1955)

Hand Length

Subjects hand extended with palm up. The fingers are together and straight, but not hyper-extended. With a sliding caliper measure from proximal edge of the navicular bone at the wrist to the tip of the middle finger.



A. American

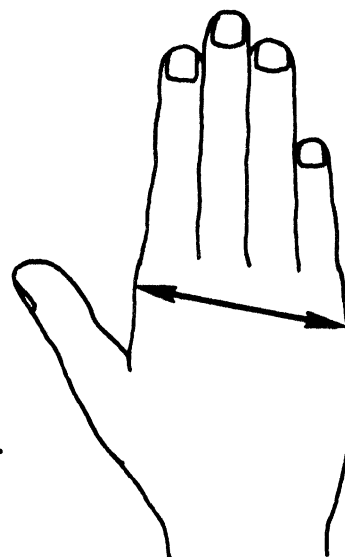
\bar{X} cm./in.	Sex	Age	N	Race	Author
a) New York Private Schools					
10.7 (4.21)	M	2 yr.	19	Cauc.	Wallis (1931)
10.2 (4.02)	F	2 yr.	16	Cauc.	Wallis (1931)
11.5 (4.53)	M	3 yr.	31	Cauc.	Wallis (1931)
11.3 (4.45)	F	3 yr.	29	Cauc.	Wallis (1931)
12.0 (4.72)	M	4 yr.	35	Cauc.	Wallis (1931)
11.9 (4.69)	F	4 yr.	35	Cauc.	Wallis (1931)
12.8 (5.04)	M	5 yr.	45	Cauc.	Wallis (1931)
12.6 (4.96)	F	5 yr.	44	Cauc.	Wallis (1931)
13.2 (5.20)	M	6 yr.	30	Cauc.	Wallis (1931)
13.2 (5.20)	F	6 yr.	32	Cauc.	Wallis (1931)
14.1 (5.55)	M	7 yr.	19	Cauc.	Wallis (1931)
13.9 (5.47)	F	7 yr.	18	Cauc.	Wallis (1931)
14.5 (5.71)	M	8 yr.	13	Cauc.	Wallis (1931)
14.6 (5.75)	F	8 yr.	14	Cauc.	Wallis (1931)
b) Merrill Palmer Children					
10.9 (4.29)	M	2 yr.	14	Cauc.	Wallis (1931)
10.5 (4.13)	F	2 yr.	8	Cauc.	Wallis (1931)

Hand Length (Continued)

<u>cm.</u> \bar{x} / <u>in.</u>	<u>Sex</u>	<u>Age</u>	<u>N</u>	<u>Race</u>	<u>Author</u>
11.6 (4.57)	M	3 yr.	37	Cauc.	Wallis (1931)
11.3 (4.45)	F	3 yr.	46	Cauc.	Wallis (1931)
12.4 (4.88)	M	4 yr.	47	Cauc.	Wallis (1931)
12.1 (4.76)	F	4 yr.	53	Cauc.	Wallis (1931)
13.0 (5.12)	M	5 yr.	33	Cauc.	Wallis (1931)
12.7 (5.0)	F	5 yr.	32	Cauc.	Wallis (1931)
c) Iowa Child Welfare Research Station Children					
9.6 (3.78)	M	1 yr.	27	Cauc.	Wallis (1931)
8.9 (3.50)	F	1 yr.	28	Cauc.	Wallis (1931)
10.7 (4.21)	M	2 yr.	21	Cauc.	Wallis (1931)
10.6 (4.17)	F	2 yr.	18	Cauc.	Wallis (1931)
11.8 (4.65)	M	3 yr.	28	Cauc.	Wallis (1931)
11.6 (4.57)	F	3 yr.	31	Cauc.	Wallis (1931)
12.4 (4.88)	M	4 yr.	33	Cauc.	Wallis (1931)
12.1 (4.76)	F	4 yr.	40	Cauc.	Wallis (1931)
13.0 (5.12)	M	5 yr.	36	Cauc.	Wallis (1931)
12.8 (5.04)	F	5 yr.	47	Cauc.	Wallis (1931)
13.7 (5.39)	M	6 yr.	30	Cauc.	Wallis (1931)
13.4 (5.28)	F	6 yr.	38	Cauc.	Wallis (1931)
14.4 (5.67)	M	7 yr.	37	Cauc.	Wallis (1931)
14.2 (5.59)	F	7 yr.	34	Cauc.	Wallis (1931)
15.0 (5.91)	M	8 yr.	49	Cauc.	Wallis (1931)
14.4 (5.67)	F	8 yr.	32	Cauc.	Wallis (1931)

Hand Width

Subject seated, right forearm and hand raised with palm down. The fingers are together and straight but not hyper-extended. With a sliding caliper measure the width of the hand between metacarpal-phalangeal joints II and V.



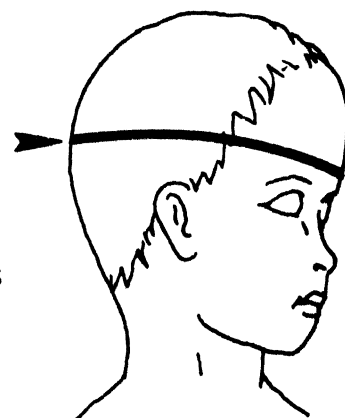
A. American

\bar{X} cm./in.	Sex	Age	N	Race	Author
6.10 (2.40)	M	5 yr.	12		Martin, W. (1955)
6.10 (2.40)	M	6 yr.	114		Martin, W. (1955)
6.60 (2.60)	M	7 yr.	102		Martin, W. (1955)
6.60 (2.60)	M	8 yr.	108		Martin, W. (1955)
6.86 (2.70)	M	9 yr.	91		Martin, W. (1955)
7.11 (2.80)	M	10 yr.	114		Martin, W. (1955)
7.37 (2.90)	M	11 yr.	103		Martin, W. (1955)
7.37 (2.90)	M	12 yr.	100		Martin, W. (1955)
7.87 (3.10)	M	13 yr.	111		Martin, W. (1955)
8.13 (3.20)	M	14 yr.	175		Martin, W. (1955)
5.84 (2.30)	F	5 yr.	12		Martin, W. (1955)
5.84 (2.30)	F	6 yr.	91		Martin, W. (1955)
6.10 (2.40)	F	7 yr.	86		Martin, W. (1955)
6.60 (2.60)	F	8 yr.	88		Martin, W. (1955)
6.60 (2.60)	F	9 yr.	96		Martin, W. (1955)
6.86 (2.70)	F	10 yr.	79		Martin, W. (1955)
7.11 (2.80)	F	11 yr.	99		Martin, W. (1955)

Hand Width (Continued)

<u>\bar{X}</u> <u>cm./in.</u>	<u>Sex</u>	<u>Age</u>	<u>N</u>	<u>Race</u>	<u>Author</u>
7.37 (2.90)	F	12 yr.	104		Martin, W. (1955)
7.62 (3.00)	F	13 yr.	131		Martin, W. (1955)
7.62 (3.00)	F	14 yr.	143		Martin, W. (1955)

Head Circumference



Subject seated. With a tape passing above the brow ridges measure the maximum circumference of the head.

A. American

\bar{X} cm./in.	Sex	Age	N	Race	Author
38.56 (15.18)	M	1 mo.	24	Cauc.	Bayley (1935)
37.13 (14.62)	F	1 mo.	26	Cauc.	Bayley (1935)
40.11 (15.79)	M	2 mo.	31	Cauc.	Bayley (1935)
38.82 (15.28)	F	2 mo.	27	Cauc.	Bayley (1935)
41.54 (16.35)	M	3 mo.	31	Cauc.	Bayley (1935)
40.20 (15.83)	F	3 mo.	29	Cauc.	Bayley (1935)
42.74 (16.83)	M	4 mo.	30	Cauc.	Bayley (1935)
41.40 (16.30)	F	4 mo.	29	Cauc.	Bayley (1935)
43.93 (17.29)	M	5 mo.	30	Cauc.	Bayley (1935)
42.45 (16.71)	F	5 mo.	27	Cauc.	Bayley (1935)
44.93 (17.69)	M	6 mo.	30	Cauc.	Bayley (1935)
43.28 (17.04)	F	6 mo.	28	Cauc.	Bayley (1935)
45.65 (17.97)	M	7 mo.	27	Cauc.	Bayley (1935)
44.33 (17.45)	F	7 mo.	25	Cauc.	Bayley (1935)
46.46 (18.29)	M	8 mo.	25	Cauc.	Bayley (1935)
44.98 (17.70)	F	8 mo.	27	Cauc.	Bayley (1935)
47.04 (18.52)	M	9 mo.	27	Cauc.	Bayley (1935)
45.35 (17.85)	F	9 mo.	29	Cauc.	Bayley (1935)

Head Circumference (Continued)

\bar{X} cm./in.	Sex	Age	N	Race	Author
47.65 (18.76)	M	10 mo.	26	Cauc.	Bayley (1935)
45.84 (18.05)	F	10 mo.	22	Cauc.	Bayley (1935)
47.93 (18.87)	M	11 mo.	25	Cauc.	Bayley (1935)
46.53 (18.32)	F	11 mo.	18	Cauc.	Bayley (1935)
48.50 (19.09)	M	12 mo.	28	Cauc.	Bayley (1935)
46.75 (18.41)	F	12 mo.	27	Cauc.	Bayley (1935)
49.31 (19.41)	M	15 mo.	27	Cauc.	Bayley (1935)
47.52 (18.71)	F	15 mo.	25	Cauc.	Bayley (1935)
49.82 (19.61)	M	1 1/2 yr.	22	Cauc.	Bayley (1935)
47.98 (18.89)	F	1 1/2 yr.	23	Cauc.	Bayley (1935)
50.73 (19.97)	M	2 yr.	24	Cauc.	Bayley (1935)
49.03 (19.30)	F	2 yr.	18	Cauc.	Bayley (1935)
51.02 (20.09)	M	2 1/2 yr.	25	Cauc.	Bayley (1935)
49.26 (19.39)	F	2 1/2 yr.	21	Cauc.	Bayley (1935)
51.30 (20.19)	M	3 yr.	23	Cauc.	Bayley (1935)
49.72 (19.57)	F	3 yr.	24	Cauc.	Bayley (1935)
40.55 (15.96)	M	3 mo.	265	Cauc.	Kasius (1957)
43.69 (17.20)	M	6 mo.	234	Cauc.	Kasius (1957)
46.94 (18.48)	M	12 mo.	131	Cauc.	Kasius (1957)
40.94 (16.12)	M	3 mo.	151	Neg.	Kasius (1957)
44.08 (17.35)	M	6 mo.	138	Neg.	Kasius (1957)
47.09 (18.54)	M	12 mo.	92	Neg.	Kasius (1957)
39.60 (15.59)	F	3 mo.	246	Cauc.	Kasius (1957)

Head Circumference (Continued)

<u>\bar{X}</u> cm./in.	<u>Sex</u>	<u>Age</u>	<u>N</u>	<u>Race</u>	<u>Author</u>
42.49 (16.73)	F	6 mo.	212	Cauc.	Kasius (1957)
45.49 (17.91)	F	12 mo.	124	Cauc.	Kasius (1957)
39.97 (15.74)	F	3 mo.	129	Neg.	Kasius (1957)
42.97 (16.92)	F	6 mo.	118	Neg.	Kasius (1957)
46.17 (18.18)	F	12 mo.	82	Neg.	Kasius (1957)
51.82 (20.40)	M	5 yr.	12		Martin, W. (1955)
51.82 (20.40)	M	6 yr.	114		Martin, W. (1955)
52.32 (20.60)	M	7 yr.	102		Martin, W. (1955)
52.83 (20.80)	M	8 yr.	108		Martin, W. (1955)
53.09 (20.90)	M	9 yr.	91		Martin, W. (1955)
53.34 (21.00)	M	10 yr.	114		Martin, W. (1955)
53.59 (21.10)	M	11 yr.	103		Martin, W. (1955)
53.59 (21.10)	M	12 yr.	100		Martin, W. (1955)
53.59 (21.10)	M	13 yr.	111		Martin, W. (1955)
54.36 (21.40)	M	14 yr.	175		Martin, W. (1955)
50.80 (20.00)	F	5 yr.	12		Martin, W. (1955)
50.55 (19.90)	F	6 yr.	91		Martin, W. (1955)
51.05 (20.10)	F	7 yr.	86		Martin, W. (1955)
51.56 (20.30)	F	8 yr.	88		Martin, W. (1955)
52.07 (20.50)	F	9 yr.	96		Martin, W. (1955)
52.32 (20.60)	F	10 yr.	79		Martin, W. (1955)
52.83 (20.80)	F	11 yr.	99		Martin, W. (1955)
53.34 (21.00)	F	12 yr.	104		Martin, W. (1955)

Head Circumference (Continued)

\bar{X} cm./in.	Sex	Age	N	Race	Author
53.34 (21.00)	F	13 yr.	131		Martin, W. (1955)
53.85 (21.20)	F	14 yr.	143		Martin, W. (1955)
36.36 (14.33)	M	1 mo.	38	Neg.	Scott (1962)
38.05 (14.99)	M	2 mo.	38	Neg.	Scott (1962)
39.41 (15.53)	M	3 mo.	38	Neg.	Scott (1962)
40.64 (16.01)	M	4 mo.	38	Neg.	Scott (1962)
41.73 (16.44)	M	5 mo.	38	Neg.	Scott (1962)
42.62 (16.79)	M	6 mo.	38	Neg.	Scott (1962)
43.42 (17.11)	M	7 mo.	38	Neg.	Scott (1962)
44.12 (17.38)	M	8 mo.	38	Neg.	Scott (1962)
44.72 (17.62)	M	9 mo.	38	Neg.	Scott (1962)
45.27 (17.84)	M	10 mo.	38	Neg.	Scott (1962)
45.76 (18.03)	M	11 mo.	38	Neg.	Scott (1962)
46.25 (18.22)	M	12 mo.	38	Neg.	Scott (1962)
46.69 (18.40)	M	13 mo.	38	Neg.	Scott (1962)
35.92 (14.15)	F	1 mo.	51	Neg.	Scott (1962)
37.47 (14.76)	F	2 mo.	51	Neg.	Scott (1962)
38.90 (15.33)	F	3 mo.	51	Neg.	Scott (1962)
40.10 (15.80)	F	4 mo.	51	Neg.	Scott (1962)
41.13 (16.21)	F	5 mo.	51	Neg.	Scott (1962)
42.04 (16.56)	F	6 mo.	51	Neg.	Scott (1962)
42.81 (16.87)	F	7 mo.	51	Neg.	Scott (1962)
43.51 (17.14)	F	8 mo.	51	Neg.	Scott (1962)
44.06 (17.36)	F	9 mo.	51	Neg.	Scott (1962)

Head Circumference (Continued)


<u>\bar{x}</u> cm./in.	<u>Sex</u>	<u>Age</u>	<u>N</u>	<u>Race</u>	<u>Author</u>
44.56 (17.56)	F	10 mo.	51	Neg.	Scott (1962)
45.01 (17.73)	F	11 mo.	51	Neg.	Scott (1962)
45.43 (17.90)	F	12 mo.	51	Neg.	Scott (1962)
45.81 (18.05)	F	13 mo.	51	Neg.	Scott (1962)
40.8 (16.06)	M	3 mo.	125	Cauc.	Vickers (1943)
40.0 (15.75)	F	3 mo.	121	Cauc.	Vickers (1943)
44.0 (17.32)	M	6 mo.	117	Cauc.	Vickers (1943)
42.9 (16.89)	F	6 mo.	131	Cauc.	Vickers (1943)
45.8 (18.03)	M	9 mo.	115	Cauc.	Vickers (1943)
44.7 (17.60)	F	9 mo.	121	Cauc.	Vickers (1943)
47.1 (18.54)	M	1 yr.	103	Cauc.	Vickers (1943)
45.9 (18.07)	F	1 yr.	121	Cauc.	Vickers (1943)
48.8 (19.21)	M	1 1/2 yr.	108	Cauc.	Vickers (1943)
47.4 (18.66)	F	1 1/2 yr.	107	Cauc.	Vickers (1943)
49.6 (19.53)	M	2 yr.	102	Cauc.	Vickers (1943)
48.2 (18.98)	F	2 yr.	104	Cauc.	Vickers (1943)
50.1 (19.72)	M	2 1/2 yr.	97	Cauc.	Vickers (1943)
49.0 (19.29)	F	2 1/2 yr.	96	Cauc.	Vickers (1943)
50.4 (19.84)	M	3 yr.	93	Cauc.	Vickers (1943)
49.3 (19.41)	F	3 yr.	96	Cauc.	Vickers (1943)
50.7 (19.96)	M	3 1/2 yr.	86	Cauc.	Vickers (1943)
49.6 (19.53)	F	3 1/2 yr.	89	Cauc.	Vickers (1943)
51.0 (20.08)	M	4 yr.	86	Cauc.	Vickers (1943)

Head Circumference (Continued)

<u>\bar{X}</u> cm./in.	<u>Sex</u>	<u>Age</u>	<u>N</u>	<u>Race</u>	<u>Author</u>
49.9 (19.65)	F	4 yr.	85	Cauc.	Vickers (1943)
51.2 (20.16)	M	4 1/2 yr.	84	Cauc.	Vickers (1943)
50.2 (19.76)	F	4 1/2 yr.	76	Cauc.	Vickers (1943)
51.3 (20.20)	M	5 yr.	74	Cauc.	Vickers (1943)
50.3 (19.80)	F	5 yr.	70	Cauc.	Vickers (1943)
51.3 (20.20)	M	5 1/2 yr.	35	Cauc.	Vickers (1943)
50.6 (19.92)	F	5 1/2 yr.	40	Cauc.	Vickers (1943)
51.9 (20.43)	M	6 yr.	75	Cauc.	Vickers (1943)
50.8 (19.69)	F	6 yr.	69	Cauc.	Vickers (1943)
52.7 (20.75)	M	8 yr.	56	Cauc.	Vickers (1943)
51.8 (20.39)	F	8 yr.	46	Cauc.	Vickers (1943)
53.1 (20.91)	M	10 yr.	26	Cauc.	Vickers (1943)
53.0 (20.87)	F	10 yr.	23	Cauc.	Vickers (1943)

Head Length

Subject seated. With spreading calipers measure the maximum distance between the glabella (the most forward point on the forehead usually above the level of the supra-orbital ridges) and the occiput.



A. American

<u>\bar{X}</u> <u>cm./in.</u>	<u>Sex</u>	<u>Age</u>	<u>N</u>	<u>Race</u>	<u>Author</u>
18.20 (7.17)	M	6 yr.	6		Burke (1943)
17.60 (6.93)	F	6 yr.	9		Burke (1943)
18.70 (7.36)	M	7 yr.	13		Burke (1943)
17.90 (7.05)	F	7 yr.	24		Burke (1943)
18.90 (7.44)	M	8 yr.	14		Burke (1943)
18.10 (7.13)	F	8 yr.	24		Burke (1943)
19.20 (7.56)	M	9 yr.	12		Burke (1943)
18.30 (7.20)	F	9 yr.	20		Burke (1943)
19.00 (7.48)	M	10 yr.	8		Burke (1943)
18.40 (7.24)	F	10 yr.	15		Burke (1943)
19.20 (7.56)	M	11 yr.	15		Burke (1943)
18.50 (7.28)	F	11 yr.	20		Burke (1943)
18.90 (7.44)	M	12 yr.	10		Burke (1943)
18.70 (7.36)	F	12 yr.	20		Burke (1943)
19.10 (7.52)	M	13 yr.	13		Burke (1943)
19.10 (7.52)	F	13 yr.	12		Burke (1943)

Head Length (Continued)

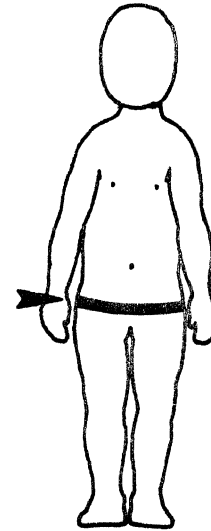
\bar{x} cm./in.	Sex	Age	N	Race	Author
18.90 (7.44)	M	14 yr.	8		Burke (1943)
19.40 (7.64)	F	14 yr.	7		Burke (1943)
13.50 (5.31)	M	7 yr.	102	Cauc.	Krogman (1970)
14.00 (5.51)	M	8 yr.	143	Cauc.	Krogman (1970)
14.40 (5.67)	M	9 yr.	199	Cauc.	Krogman (1970)
15.20 (5.98)	M	10 yr.	220	Cauc.	Krogman (1970)
15.40 (6.06)	M	11 yr.	209	Cauc.	Krogman (1970)
15.90 (6.26)	M	12 yr.	219	Cauc.	Krogman (1970)
17.30 (6.81)	M	13 yr.	140	Cauc.	Krogman (1970)
18.20 (7.17)	M	14 yr.	79	Cauc.	Krogman (1970)
14.30 (5.62)	M	7 yr.	71	Neg.	Krogman (1970)
15.30 (6.02)	M	8 yr.	71	Neg.	Krogman (1970)
15.00 (5.91)	M	9 yr.	54	Neg.	Krogman (1970)
15.80 (6.22)	M	10 yr.	30	Neg.	Krogman (1970)
16.00 (6.30)	M	11 yr.	39	Neg.	Krogman (1970)
16.10 (6.34)	M	12 yr.	28	Neg.	Krogman (1970)
18.30 (7.20)	M	13 yr.	23	Neg.	Krogman (1970)
18.20 (7.17)	M	14 yr.	22	Neg.	Krogman (1970)
13.30 (5.24)	F	7 yr.	101	Cauc.	Krogman (1970)
13.60 (5.35)	F	8 yr.	143	Cauc.	Krogman (1970)
14.00 (5.51)	F	9 yr.	239	Cauc.	Krogman (1970)
14.80 (5.83)	F	10 yr.	272	Cauc.	Krogman (1970)
15.40 (6.06)	F	11 yr.	267	Cauc.	Krogman (1970)
16.20 (6.38)	F	12 yr.	253	Cauc.	Krogman (1970)

Head Length (Continued)

<u>\bar{X}</u> cm./in.	<u>Sex</u>	<u>Age</u>	<u>N</u>	<u>Race</u>	<u>Author</u>
16.60 (6.54)	F	13 yr.	159	Cauc.	Krogman (1970)
17.80 (7.01)	F	14 yr.	60	Cauc.	Krogman (1970)
14.20 (5.59)	F	7 yr.	78	Neg.	Krogman (1970)
14.60 (5.75)	F	8 yr.	63	Neg.	Krogman (1970)
15.20 (5.98)	F	9 yr.	50	Neg.	Krogman (1970)
15.80 (6.22)	F	10 yr.	48	Neg.	Krogman (1970)
16.30 (6.42)	F	11 yr.	44	Neg.	Krogman (1970)
16.60 (6.54)	F	12 yr.	28	Neg.	Krogman (1970)
17.50 (6.89)	F	13 yr.	24	Neg.	Krogman (1970)
18.00 (7.09)	F	14 yr.	17	Neg.	Krogman (1970)

Hip Circumference

Subject stands erect looking straight ahead and feet together. With a tape, measure the circumference of the trunk at the average hip level. The reading is made at maximum quiet inspiration. The stomach should not be pulled in.



A. American

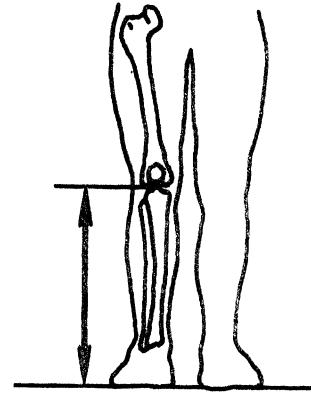
<u>\bar{X}</u> cm./in.	<u>Sex</u>	<u>Age</u>	<u>N</u>	<u>Race</u>	<u>Author</u>
55.86 (21.99)	M	4 yr.	838	Cauc.	Obrien et al (1941)
56.20 (22.13)	F	4 yr.	1007	Cauc.	Obrien et al (1941)
58.22 (22.92)	M	5 yr.	2169	Cauc.	Obrien et al (1941)
58.56 (23.06)	F	5 yr.	2596	Cauc.	Obrien et al (1941)
60.33 (23.75)	M	6 yr.	4157	Cauc.	Obrien et al (1941)
60.89 (23.97)	F	6 yr.	4559	Cauc.	Obrien et al (1941)
62.56 (24.63)	M	7 yr.	5098	Cauc.	Obrien et al (1941)
63.42 (24.97)	F	7 yr.	5367	Cauc.	Obrien et al (1941)
65.09 (25.63)	M	8 yr.	5893	Cauc.	Obrien et al (1941)
66.02 (25.99)	F	8 yr.	5754	Cauc.	Obrien et al (1941)
67.67 (26.64)	M	9 yr.	6242	Cauc.	Obrien et al (1941)
68.77 (27.07)	F	9 yr.	6174	Cauc.	Obrien et al (1941)
70.14 (27.61)	M	10 yr.	6646	Cauc.	Obrien et al (1941)
71.88 (28.30)	F	10 yr.	6253	Cauc.	Obrien et al (1941)
72.63 (28.59)	M	11 yr.	6488	Cauc.	Obrien et al (1941)
75.53 (29.74)	F	11 yr.	6132	Cauc.	Obrien et al (1941)
75.53 (29.74)	M	12 yr.	6612	Cauc.	Obrien et al (1941)

Hip Circumference (Continued)

<u>\bar{X}</u> cm./in.	<u>Sex</u>	<u>Age</u>	<u>N</u>	<u>Race</u>	<u>Author</u>
79.96 (31.48)	F	12 yr.	5865	Cauc.	Obrien et al (1941)
78.81 (31.03)	M	13 yr.	6255	Cauc.	Obrien et al (1941)
84.31 (33.19)	F	13 yr.	5133	Cauc.	Obrien et al (1941)
82.47 (32.47)	M	14 yr.	4777	Cauc.	Obrien et al (1941)
87.60 (34.49)	F	14 yr.	3633	Cauc.	Obrien et al (1941)

Lower Leg Length (tibiale to sole)

Subject stands erect. With a beam caliper measure the vertical distance from the base of the heel to the superior tip of the right tibia.



A. American

<u>\bar{X}</u> cm./in.	<u>Sex</u>	<u>Age</u>	<u>N</u>	<u>Race</u>	<u>Author</u>
32.77 (12.90)	M	5 yr.	12		Martin, W. (1955)
33.02 (13.00)	M	6 yr.	114		Martin, W. (1955)
35.56 (14.00)	M	7 yr.	102		Martin, W. (1955)
37.34 (14.70)	M	8 yr.	108		Martin, W. (1955)
39.37 (15.50)	M	9 yr.	91		Martin, W. (1955)
40.89 (16.10)	M	10 yr.	114		Martin, W. (1955)
42.93 (16.90)	M	11 yr.	103		Martin, W. (1955)
43.94 (17.30)	M	12 yr.	100		Martin, W. (1955)
45.72 (18.00)	M	13 yr.	111		Martin, W. (1955)
47.75 (18.80)	M	14 yr.	175		Martin, W. (1955)
31.75 (12.50)	F	5 yr.	12		Martin, W. (1955)
33.02 (13.00)	F	6 yr.	91		Martin, W. (1955)
35.05 (13.80)	F	7 yr.	86		Martin, W. (1955)
37.34 (14.70)	F	8 yr.	88		Martin, W. (1955)
38.86 (15.30)	F	9 yr.	96		Martin, W. (1955)
40.89 (16.10)	F	10 yr.	79		Martin, W. (1955)
43.18 (17.00)	F	11 yr.	99		Martin, W. (1955)

Lower Leg Length (Tibiale to Sole) (Continued)

<u>\bar{X}</u> cm./in.	<u>Sex</u>	<u>Age</u>	<u>N</u>	<u>Race</u>	<u>Author</u>
44.45 (17.50)	F	12 yr.	104		Martin, W. (1955)
44.45 (17.50)	F	13 yr.	131		Martin, W. (1955)
44.96 (17.70)	F	14 yr.	143		Martin, W. (1955)
24.3 (9.57)	M	2 yr.	7	Cauc.	Wallis (1931)
22.9 (9.02)	F	2 yr.	9	Cauc.	Wallis (1931)
26.3 (10.35)	M	3 yr.	15	Cauc.	Wallis (1931)
27.3 (10.75)	F	3 yr.	11	Cauc.	Wallis (1931)
28.7 (11.30)	M	4 yr.	16	Cauc.	Wallis (1931)
29.4 (11.57)	F	4 yr.	22	Cauc.	Wallis (1931)
31.6 (12.44)	M	5 yr.	26	Cauc.	Wallis (1931)
31.8 (12.52)	F	5 yr.	21	Cauc.	Wallis (1931)
33.4 (13.15)	M	6 yr.	20	Cauc.	Wallis (1931)
33.2 (13.07)	F	6 yr.	26	Cauc.	Wallis (1931)
36.2 (14.25)	M	7 yr.	22	Cauc.	Wallis (1931)
35.2 (13.86)	F	7 yr.	22	Cauc.	Wallis (1931)
37.8 (14.88)	M	8 yr.	14	Cauc.	Wallis (1931)
37.6 (14.80)	F	8 yr.	12	Cauc.	Wallis (1931)

Neck Circumference

Subject sits erect. A piece of dental tape is passed around the base of the neck perpendicular to the long axis of the neck. The measurer marks off with her thumbnail a length of tape corresponding to the subjects neck circumference, and then measures this tape segment with a standard tape.



A. American

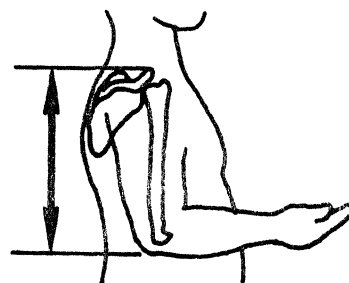
\bar{X} cm./in.	Sex	Age	N	Race	Author
27.73 (10.92)	M	4 yr.	838	Cauc.	Obrien et al (1941)
27.17 (10.70)	F	4 yr.	1007	Cauc.	Obrien et al (1941)
28.72 (11.31)	M	5 yr.	2169	Cauc.	Obrien et al (1941)
28.02 (11.03)	F	5 yr.	2596	Cauc.	Obrien et al (1941)
29.27 (11.48)	M	6 yr.	4157	Cauc.	Obrien et al (1941)
28.62 (11.27)	F	6 yr.	4559	Cauc.	Obrien et al (1941)
30.03 (11.82)	M	7 yr.	5098	Cauc.	Obrien et al (1941)
29.29 (11.53)	F	7 yr.	5367	Cauc.	Obrien et al (1941)
30.78 (12.12)	M	8 yr.	5893	Cauc.	Obrien et al (1941)
30.03 (11.82)	F	8 yr.	5754	Cauc.	Obrien et al (1941)
31.52 (12.41)	M	9 yr.	6242	Cauc.	Obrien et al (1941)
30.77 (12.11)	F	9 yr.	6174	Cauc.	Obrien et al (1941)
32.16 (12.66)	M	10 yr.	6646	Cauc.	Obrien et al (1941)
31.57 (12.43)	F	10 yr.	6253	Cauc.	Obrien et al (1941)
32.83 (12.93)	M	11 yr.	6488	Cauc.	Obrien et al (1941)
32.53 (12.81)	F	11 yr.	6132	Cauc.	Obrien et al (1941)
33.67 (13.26)	M	12 yr.	6612	Cauc.	Obrien et al (1941)
33.67 (13.26)	F	12 yr.	5865	Cauc.	Obrien et al (1941)

Neck Circumference (Continued)

<u>cm.</u> \bar{X} <u>in.</u>	<u>Sex</u>	<u>Age</u>	<u>N</u>	<u>Race</u>	<u>Author</u>
34.82 (13.71)	M	13 yr.	6255	Cauc.	Obrien et al (1941)
34.67 (13.65)	F	13 yr.	5133	Cauc.	Obrien et al (1941)
36.16 (14.24)	M	14 yr.	4777	Cauc.	Obrien et al (1941)
35.31 (13.90)	F	14 yr.	3633	Cauc.	Obrien et al (1941)

Shoulder-Elbow Length

Subject stands erect looking straight ahead with right arm flexed 90° so that it is horizontal with the floor. With a beam caliper measure the distance from the acromion (shoulder) to the olecranon (elbow).



A. American

<u>cm./in.</u> \bar{X}	<u>Sex</u>	<u>Age</u>	<u>N</u>	<u>Race</u>	<u>Author</u>
21.90 (8.62)	M	7 yr.	102	Cauc.	Krogman (1970)
23.00 (9.06)	M	8 yr.	143	Cauc.	Krogman (1970)
24.30 (9.57)	M	9 yr.	199	Cauc.	Krogman (1970)
25.60 (10.80)	M	10 yr.	220	Cauc.	Krogman (1970)
26.50 (10.43)	M	11 yr.	213	Cauc.	Krogman (1970)
27.50 (10.83)	M	12 yr.	218	Cauc.	Krogman (1970)
28.90 (11.38)	M	13 yr.	140	Cauc.	Krogman (1970)
30.60 (12.05)	M	14 yr.	79	Cauc.	Krogman (1970)
21.80 (8.58)	M	7 yr.	72	Neg.	Krogman (1970)
22.70 (8.94)	M	8 yr.	71	Neg.	Krogman (1970)
24.00 (9.45)	M	9 yr.	54	Neg.	Krogman (1970)
25.00 (9.84)	M	10 yr.	30	Neg.	Krogman (1970)
26.30 (10.35)	M	11 yr.	39	Neg.	Krogman (1970)
27.30 (10.75)	M	12 yr.	28	Neg.	Krogman (1970)
29.60 (11.65)	M	13 yr.	23	Neg.	Krogman (1970)
31.10 (12.24)	M	14 yr.	22	Neg.	Krogman (1970)
21.70 (8.54)	F	7 yr.	101	Cauc.	Krogman (1970)

Shoulder-Elbow Length (Continued)

<u>\bar{X}</u> cm./in.	<u>Sex</u>	<u>Age</u>	<u>N</u>	<u>Race</u>	<u>Author</u>
22.60 (8.90)	F	8 yr.	145	Cauc.	Krogman (1970)
23.70 (9.33)	F	9 yr.	239	Cauc.	Krogman (1970)
24.90 (9.72)	F	10 yr.	272	Cauc.	Krogman (1970)
26.00 (10.24)	F	11 yr.	267	Cauc.	Krogman (1970)
27.30 (10.75)	F	12 yr.	253	Cauc.	Krogman (1970)
28.30 (11.14)	F	13 yr.	159	Cauc.	Krogman (1970)
28.60 (11.26)	F	14 yr.	60	Cauc.	Krogman (1970)
21.90 (8.62)	F	7 yr.	81	Neg.	Krogman (1970)
22.50 (8.86)	F	8 yr.	63	Neg.	Krogman (1970)
24.20 (9.53)	F	9 yr.	50	Neg.	Krogman (1970)
25.50 (10.04)	F	10 yr.	48	Neg.	Krogman (1970)
27.10 (10.67)	F	11 yr.	44	Neg.	Krogman (1970)
28.20 (11.10)	F	12 yr.	28	Neg.	Krogman (1970)
30.00 (11.81)	F	13 yr.	24	Neg.	Krogman (1970)
30.00 (11.81)	F	14 yr.	17	Neg.	Krogman (1970)
20.83 (8.20)	M	5 yr.	12		Martin, W. (1955)
21.08 (8.30)	M	6 yr.	114		Martin, W. (1955)
22.61 (8.90)	M	7 yr.	102		Martin, W. (1955)
23.88 (9.40)	M	8 yr.	108		Martin, W. (1955)
25.40 (10.00)	M	9 yr.	91		Martin, W. (1955)
25.65 (10.10)	M	10 yr.	114		Martin, W. (1955)
27.18 (10.70)	M	11 yr.	103		Martin, W. (1955)
27.94 (11.00)	M	12 yr.	100		Martin, W. (1955)
29.46 (11.60)	M	13 yr.	111		Martin, W. (1955)

Shoulder-Elbow Length (Continued)

<u>\bar{X}</u> cm./in.	<u>Sex</u>	<u>Age</u>	<u>N</u>	<u>Race</u>	<u>Author</u>
31.24 (12.30)	M	14 yr.	175		Martin, W. (1955)
20.07 (7.90)	F	5 yr.	12		Martin, W. (1955)
21.08 (8.30)	F	6 yr.	91		Martin, W. (1955)
22.61 (8.90)	F	7 yr.	86		Martin, W. (1955)
23.88 (9.40)	F	8 yr.	88		Martin, W. (1955)
24.38 (9.60)	F	9 yr.	96		Martin, W. (1955)
25.91 (10.20)	F	10 yr.	79		Martin, W. (1955)
27.69 (10.90)	F	11 yr.	99		Martin, W. (1955)
28.96 (11.40)	F	12 yr.	104		Martin, W. (1955)
29.97 (11.80)	F	13 yr.	131		Martin, W. (1955)
30.99 (12.20)	F	14 yr.	143		Martin, W. (1955)
20.53 (8.08)	M	4 yr.	838	Cauc.	Obrien et al (1941)
20.45 (8.05)	F	4 yr.	1007	Cauc.	Obrien et al (1941)
22.03 (8.67)	M	5 yr.	2169	Cauc.	Obrien et al (1941)
21.84 (8.60)	F	5 yr.	2596	Cauc.	Obrien et al (1941)
23.35 (9.19)	M	6 yr.	4157	Cauc.	Obrien et al (1941)
23.15 (9.11)	F	6 yr.	4559	Cauc.	Obrien et al (1941)
24.57 (9.67)	M	7 yr.	5098	Cauc.	Obrien et al (1941)
24.39 (9.60)	F	7 yr.	5367	Cauc.	Obrien et al (1941)
25.81 (10.16)	M	8 yr.	5893	Cauc.	Obrien et al (1941)
25.65 (10.10)	F	8 yr.	5754	Cauc.	Obrien et al (1941)
27.01 (10.63)	M	9 yr.	6242	Cauc.	Obrien et al (1941)
26.83 (10.56)	F	9 yr.	6174	Cauc.	Obrien et al (1941)
28.11 (11.07)	M	10 yr.	6646	Cauc.	Obrien et al (1941)

Shoulder-Elbow Length (Continued)

<u>\bar{X}</u> cm./in.	<u>Sex</u>	<u>Age</u>	<u>N</u>	<u>Race</u>	<u>Author</u>
28.14 (11.08)	F	10 yr.	6253	Cauc.	O'Brien et al (1941)
29.22 (11.50)	M	11 yr.	6488	Cauc.	O'Brien et al (1941)
29.54 (11.63)	F	11 yr.	6132	Cauc.	O'Brien et al (1941)
30.46 (11.99)	M	12 yr.	6612	Cauc.	O'Brien et al (1941)
30.94 (12.18)	F	12 yr.	5865	Cauc.	O'Brien et al (1941)
31.77 (12.51)	M	13 yr.	6255	Cauc.	O'Brien et al (1941)
32.05 (12.62)	F	13 yr.	5133	Cauc.	O'Brien et al (1941)
33.13 (13.04)	M	14 yr.	4777	Cauc.	O'Brien et al (1941)
32.73 (12.89)	F	14 yr.	3633	Cauc.	O'Brien et al (1941)

Shoulder Width (bi-acromial diameter)



Subject stands erect with feet together. Using a beam caliper measure the horizontal distance between the superior lateral border of the acromial processes of the left and right scapula.

4. American

\bar{X} cm./in.	Sex	Age	N	Race	Author
15.88 (6.25)	M	0-1 yr.	42	Cauc.	Garn (1972)
18.70 (7.36)	M	1 yr.	130	Cauc.	Garn (1972)
20.35 (8.01)	M	2 yr.	171	Cauc.	Garn (1972)
21.79 (8.58)	M	3 yr.	183	Cauc.	Garn (1972)
22.77 (8.96)	M	4 yr.	184	Cauc.	Garn (1972)
24.02 (9.46)	M	5 yr.	230	Cauc.	Garn (1972)
25.37 (9.99)	M	6 yr.	226	Cauc.	Garn (1972)
26.33 (10.37)	M	7 yr.	280	Cauc.	Garn (1972)
27.44 (10.80)	M	8 yr.	274	Cauc.	Garn (1972)
28.37 (11.17)	M	9 yr.	262	Cauc.	Garn (1972)
29.83 (11.74)	M	10 yr.	286	Cauc.	Garn (1972)
30.64 (12.06)	M	11 yr.	258	Cauc.	Garn (1972)
31.78 (12.51)	M	12 yr.	256	Cauc.	Garn (1972)
33.54 (13.20)	M	13 yr.	247	Cauc.	Garn (1972)
34.94 (13.76)	M	14 yr.	172	Cauc.	Garn (1972)
15.69 (6.18)	M	0-1 yr.	19	Neg.	Garn (1972)
18.57 (7.31)	M	1 yr.	105	Neg.	Garn (1972)
20.84 (8.20)	M	2 yr.	116	Neg.	Garn (1972)

Shoulder Width (Biacromial Diameter) (Continued)

\bar{x} cm./in.	Sex	Age	N	Race	Author
22.40 (8.82)	M	3 yr.	135	Neg.	Garn (1972)
23.60 (9.29)	M	4 yr.	144	Neg.	Garn (1972)
24.46 (9.63)	M	5 yr.	167	Neg.	Garn (1972)
25.83 (10.17)	M	6 yr.	171	Neg.	Garn (1972)
27.48 (10.82)	M	7 yr.	174	Neg.	Garn (1972)
28.34 (11.16)	M	8 yr.	156	Neg.	Garn (1972)
29.35 (11.56)	M	9 yr.	169	Neg.	Garn (1972)
29.79 (11.73)	M	10 yr.	148	Neg.	Garn (1972)
31.20 (12.28)	M	11 yr.	144	Neg.	Garn (1972)
32.06 (12.62)	M	12 yr.	170	Neg.	Garn (1972)
33.76 (13.29)	M	13 yr.	169	Neg.	Garn (1972)
35.18 (13.85)	M	14 yr.	154	Neg.	Garn (1972)
14.96 (5.89)	F	0-1 yr.	47	Cauc.	Garn (1972)
17.90 (7.05)	F	1 yr.	161	Cauc.	Garn (1972)
20.02 (7.88)	F	2 yr.	156	Cauc.	Garn (1972)
20.99 (8.26)	F	3 yr.	150	Cauc.	Garn (1972)
22.29 (8.78)	F	4 yr.	197	Cauc.	Garn (1972)
23.66 (9.31)	F	5 yr.	215	Cauc.	Garn (1972)
24.64 (9.70)	F	6 yr.	233	Cauc.	Garn (1972)
26.05 (10.26)	F	7 yr.	246	Cauc.	Garn (1972)
27.31 (10.75)	F	8 yr.	236	Cauc.	Garn (1972)
28.23 (11.11)	F	9 yr.	258	Cauc.	Garn (1972)
29.50 (11.61)	F	10 yr.	253	Cauc.	Garn (1972)
30.78 (12.12)	F	11 yr.	245	Cauc.	Garn (1972)
32.03 (12.61)	F	12 yr.	233	Cauc.	Garn (1972)

Shoulder Width (Biacromial Diameter) (Continued)

\bar{X} cm./in.	Sex	Age	N	Race	Author
33.31 (13.11)	F	13 yr.	203	Cauc.	Garn (1972)
34.29 (13.50)	F	14 yr.	169	Cauc.	Garn (1972)
16.25 (6.40)	F	0-1 yr.	35	Neg.	Garn (1972)
18.07 (7.11)	F	1 yr.	97	Neg.	Garn (1972)
20.13 (7.93)	F	2 yr.	128	Neg.	Garn (1972)
21.83 (8.59)	F	3 yr.	113	Neg.	Garn (1972)
22.82 (8.98)	F	4 yr.	143	Neg.	Garn (1972)
24.36 (9.59)	F	5 yr.	159	Neg.	Garn (1972)
25.38 (9.99)	F	6 yr.	169	Neg.	Garn (1972)
26.62 (10.48)	F	7 yr.	180	Neg.	Garn (1972)
27.74 (10.92)	F	8 yr.	165	Neg.	Garn (1972)
28.71 (11.30)	F	9 yr.	195	Neg.	Garn (1972)
30.03 (11.82)	F	10 yr.	174	Neg.	Garn (1972)
31.45 (12.38)	F	11 yr.	199	Neg.	Garn (1972)
32.87 (12.94)	F	12 yr.	178	Neg.	Garn (1972)
33.91 (13.35)	F	13 yr.	162	Neg.	Garn (1972)
34.60 (13.62)	F	14 yr.	158	Neg.	Garn (1972)
26.90 (10.59)	M	7 yr.	260	Cauc.	Meredith (1953)
30.20 (11.89)	M	10 yr.	208	Cauc.	Meredith (1953)
27.00 (10.63)	F	7 yr.	168	Cauc.	Meredith (1953)
29.20 (11.49)	F	9 yr.	160	Cauc.	Meredith (1953)
31.60 (12.44)	F	11 yr.	145	Cauc.	Meredith (1953)

Shoulder Width (Biacromial Diameter) (Continued)

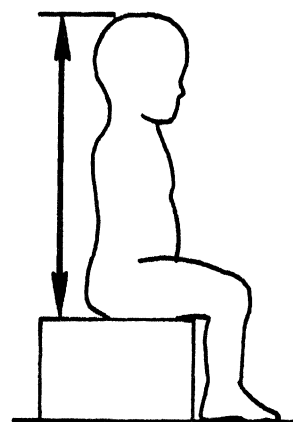
\bar{X} cm./in.	Sex	Age	N	Race	Author
21.6 (8.50)	M	2 yr.	5	Cauc.	Wallis (1931)
21.5 (8.46)	F	2 yr.	9	Cauc.	Wallis (1931)
22.4 (8.82)	M	3 yr.	22	Cauc.	Wallis (1931)
22.3 (8.78)	F	3 yr.	22	Cauc.	Wallis (1931)
22.6 (8.90)	M	4 yr.	21	Cauc.	Wallis (1931)
23.5 (9.25)	F	4 yr.	23	Cauc.	Wallis (1931)
24.8 (9.76)	M	5 yr.	21	Cauc.	Wallis (1931)
24.8 (9.76)	F	5 yr.	19	Cauc.	Wallis (1931)
25.5 (10.04)	M	6 yr.	19	Cauc.	Wallis (1931)
25.9 (10.20)	F	6 yr.	26	Cauc.	Wallis (1931)
27.2 (10.71)	M	7 yr.	23	Cauc.	Wallis (1931)
27.1 (10.67)	F	7 yr.	23	Cauc.	Wallis (1931)
28.0 (11.02)	M	8 yr.	18	Cauc.	Wallis (1931)
28.5 (11.22)	F	8 yr.	12	Cauc.	Wallis (1931)
27.43 (10.80)	M	7 yr.	47	Cauc.	Whitacre (1939)
27.87 (10.97)	M	8 yr.	95	Cauc.	Whitacre (1939)
28.58 (11.25)	M	9 yr.	113	Cauc.	Whitacre (1939)
29.61 (11.66)	M	10 yr.	140	Cauc.	Whitacre (1939)
30.45 (11.99)	M	11 yr.	135	Cauc.	Whitacre (1939)
31.25 (12.30)	M	12 yr.	75	Cauc.	Whitacre (1939)
31.77 (12.51)	M	13 yr.	11	Cauc.	Whitacre (1939)
26.52 (10.44)	F	7 yr.	44	Cauc.	Whitacre (1939)
27.72 (10.91)	F	8 yr.	86	Cauc.	Whitacre (1939)
28.21 (11.11)	F	9 yr.	113	Cauc.	Whitacre (1939)

Shoulder Width (Biacromial Diameter) (Continued)

\bar{x} cm./in.	Sex	Age	N	Race	Author
29.65 (11.67)	F	10 yr.	99	Cauc.	Whitacre (1939)
30.42 (11.98)	F	11 yr.	108	Cauc.	Whitacre (1939)
30.88 (12.16)	F	12 yr.	69	Cauc.	Whitacre (1939)
28.75 (11.32)	M	8 yr.	36	Neg.	Whitacre (1939)
28.86 (11.36)	M	9 yr.	43	Neg.	Whitacre (1939)
29.97 (11.80)	M	10 yr.	60	Neg.	Whitacre (1939)
31.30 (12.32)	M	11 yr.	54	Neg.	Whitacre (1939)
32.16 (12.66)	M	12 yr.	49	Neg.	Whitacre (1939)
33.36 (13.13)	M	13 yr.	59	Neg.	Whitacre (1939)
34.85 (13.72)	M	14 yr.	55	Neg.	Whitacre (1939)
27.29 (10.74)	F	8 yr.	35	Neg.	Whitacre (1939)
28.70 (11.30)	F	9 yr.	44	Neg.	Whitacre (1939)
29.48 (11.61)	F	10 yr.	69	Neg.	Whitacre (1939)
31.21 (12.29)	F	11 yr.	57	Neg.	Whitacre (1939)
32.49 (12.79)	F	12 yr.	71	Neg.	Whitacre (1939)
33.63 (13.24)	F	13 yr.	62	Neg.	Whitacre (1939)
34.73 (13.67)	F	14 yr.	63	Neg.	Whitacre (1939)
19.70 (7.76)	F	2 yr.	25	Cauc.	Wise (1942)
21.30 (8.39)	F	3 yr.	20	Cauc.	Wise (1942)
22.20 (8.74)	F	4 yr.	24	Cauc.	Wise (1942)
23.40 (9.21)	F	5 yr.	23	Cauc.	Wise (1942)

Sitting Height

Subject sits erect with arms resting on upper legs, feet together and lower legs at right angles to upper legs. With an anthropometer firmly touching the scalp, measure the vertical distance from the sitting surface to the top of the head. Crown-Rump Length - Measured between the planes tangent to the top of the head and the bottom of the buttocks when the infant was lying on his back on the measuring table with the legs flexed at the abdomen.



A. American

\bar{X} cm./in.	Sex	Age	N	Race	Author
36.00 * (14.17)	M	1 mo.	24	Cauc.	Bayley (1935)
34.90 (13.74)	F	1 mo.	26	Cauc.	Bayley (1935)
38.64 (15.21)	M	2 mo.	31	Cauc.	Bayley (1935)
37.07 (14.59)	F	2 mo.	27	Cauc.	Bayley (1935)
40.32 (15.87)	M	3 mo.	31	Cauc.	Bayley (1935)
38.98 (15.34)	F	3 mo.	29	Cauc.	Bayley (1935)
41.82 (16.46)	M	4 mo.	30	Cauc.	Bayley (1935)
40.85 (16.08)	F	4 mo.	29	Cauc.	Bayley (1935)
43.36 (17.07)	M	5 mo.	30	Cauc.	Bayley (1935)
41.81 (16.46)	F	5 mo.	27	Cauc.	Bayley (1935)
44.59 (17.56)	M	6 mo.	30	Cauc.	Bayley (1935)
43.18 (17.00)	F	6 mo.	28	Cauc.	Bayley (1935)
45.36 (17.86)	M	7 mo.	27	Cauc.	Bayley (1935)
44.19 (17.40)	F	7 mo.	25	Cauc.	Bayley (1935)
46.52 (18.31)	M	8 mo.	25	Cauc.	Bayley (1935)
45.11 (17.76)	F	8 mo.	27	Cauc.	Bayley (1935)
47.36 (18.65)	M	9 mo.	27	Cauc.	Bayley (1935)
45.43 (17.86)	F	9 mo.	29	Cauc.	Bayley (1935)

*Measure made reclining for first 18 months, afterwards erect.

Sitting Height (Continued)

\bar{x} cm./in.	Sex	Age	N	Race	Author
47.90 (18.86)	M	10 mo.	28	Cauc.	Bayley (1935)
46.18 (18.18)	F	10 mo.	27	Cauc.	Bayley (1935)
48.84 (19.23)	M	11 mo.	27	Cauc.	Bayley (1935)
46.94 (18.48)	F	11 mo.	23	Cauc.	Bayley (1935)
49.16 (19.35)	M	12 mo.	28	Cauc.	Bayley (1935)
47.66 (18.76)	F	12 mo.	28	Cauc.	Bayley (1935)
51.23 (20.17)	M	15 mo.	27	Cauc.	Bayley (1935)
49.00 (19.29)	F	15 mo.	25	Cauc.	Bayley (1935)
52.09 (20.51)	M	1 1/2 yr.	22	Cauc.	Bayley (1935)
49.90 (19.65)	F	1 1/2 yr.	24	Cauc.	Bayley (1935)
53.50 (21.06)	M	2 yr.	24	Cauc.	Bayley (1935)
51.18 (20.15)	F	2 yr.	19	Cauc.	Bayley (1935)
54.19 (21.33)	M	2 1/2 yr.	25	Cauc.	Bayley (1935)
52.66 (20.73)	F	2 1/2 yr.	21	Cauc.	Bayley (1935)
55.68 (21.92)	M	3 yr.	25	Cauc.	Bayley (1935)
53.46 (21.05)	F	3 yr.	24	Cauc.	Bayley (1935)
39.44* (15.52)	F	3 mo.	41	Cauc.	Boynton (1936)
43.14 (16.98)	F	6 mo.	93	Cauc.	Boynton (1936)
45.13 (17.77)	F	9 mo.	107	Cauc.	Boynton (1936)
46.84 (18.44)	F	1 yr.	102	Cauc.	Boynton (1936)
48.48 (19.09)	F	1 1/4 yr.	81	Cauc.	Boynton (1936)
50.00 (19.69)	F	1 1/2 yr.	71	Cauc.	Boynton (1936)
51.65 (20.33)	F	1 3/4 yr.	64	Cauc.	Boynton (1936)

*Measure made reclining for first 3 years, afterwards erect.

Sitting Height (Continued)

\bar{X} cm./in.	Sex	Age	N	Race	Author
52.42 (20.64)	F	2 yr.	53	Cauc.	Boynton (1936)
53.11 (20.91)	F	2 1/4 yr.	73	Cauc.	Boynton (1936)
54.25 (21.36)	F	2 1/2 yr.	69	Cauc.	Boynton (1936)
54.74 (21.55)	F	2 3/4 yr.	74	Cauc.	Boynton (1936)
55.88 (22.00)	F	3 yr.	90	Cauc.	Boynton (1936)
57.23 (22.53)	F	3 1/2 yr.	133	Cauc.	Boynton (1936)
58.60 (23.07)	F	4 yr.	144	Cauc.	Boynton (1936)
59.89 (23.58)	F	4 1/2 yr.	146	Cauc.	Boynton (1936)
61.11 (24.06)	F	5 yr.	195	Cauc.	Boynton (1936)
62.64 (24.66)	F	5 1/2 yr.	185	Cauc.	Boynton (1936)
63.64 (25.06)	F	6 yr.	182	Cauc.	Boynton (1936)
65.38 (25.73)	F	7 yr.	219	Cauc.	Boynton (1936)
68.20 (26.85)	F	8 yr.	191	Cauc.	Boynton (1936)
70.35 (27.70)	F	9 yr.	204	Cauc.	Boynton (1936)
72.41 (28.51)	F	10 yr.	213	Cauc.	Boynton (1936)
74.90 (29.49)	F	11 yr.	203	Cauc.	Boynton (1936)
76.36 (30.06)	F	12 yr.	203	Cauc.	Boynton (1936)
81.33 (32.02)	F	13 yr.	184	Cauc.	Boynton (1936)
86.43 (34.03)	F	14 yr.	185	Cauc.	Boynton (1936)
64.80 (25.51)	M	6 yr.	6		Burke (1943)
63.90 (25.16)	F	6 yr.	9		Burke (1943)
67.00 (26.38)	M	7 yr.	13		Burke (1943)
66.80 (26.30)	F	7 yr.	24		Burke (1943)
69.60 (27.40)	M	8 yr.	14		Burke (1943)
68.70 (27.05)	F	8 yr.	24		Burke (1943)
72.40 (28.50)	M	9 yr.	12		Burke (1943)

Sitting Height (Continued)

<u>cm.</u> / <u>in.</u>	<u>Sex</u>	<u>Age</u>	<u>N</u>	<u>Race</u>	<u>Author</u>
70.90 (27.91)	F	9 yr.	20		Burke (1943)
74.50 (29.33)	M	10 yr.	8		Burke (1943)
72.50 (28.54)	F	10 yr.	15		Burke (1943)
76.20 (30.00)	M	11 yr.	15		Burke (1943)
74.50 (29.33)	F	11 yr.	20		Burke (1943)
78.40 (30.87)	M	12 yr.	10		Burke (1943)
78.40 (30.87)	F	12 yr.	20		Burke (1943)
80.70 (31.77)	M	13 yr.	13		Burke (1943)
83.00 (32.68)	F	13 yr.	12		Burke (1943)
86.20 (33.94)	M	14 yr.	8		Burke (1943)
87.10 (34.29)	F	14 yr.	14		Burke (1943)
61.90* (24.37)	M	6 yr.	922	Cauc.	Collins & Clark (1929)
63.75 (25.10)	M	7 yr.	1600	Cauc.	Collins & Clark (1929)
65.96 (25.97)	M	8 yr.	1679	Cauc.	Collins & Clark (1929)
67.97 (26.76)	M	9 yr.	1813	Cauc.	Collins & Clark (1929)
69.77 (27.47)	M	10 yr.	1698	Cauc.	Collins & Clark (1929)
71.50 (28.15)	M	11 yr.	1735	Cauc.	Collins & Clark (1929)
73.25 (28.84)	M	12 yr.	1714	Cauc.	Collins & Clark (1929)
75.54 (29.74)	M	13 yr.	1646	Cauc.	Collins & Clark (1929)
78.23 (30.80)	M	14 yr.	1317	Cauc.	Collins & Clark (1929)
61.42 (24.18)	F	6 yr.	966	Cauc.	Collins & Clark (1929)
63.27 (24.91)	F	7 yr.	1548	Cauc.	Collins & Clark (1929)
65.51 (25.79)	F	8 yr.	1652	Cauc.	Collins & Clark (1929)

*Child sitting on floor with back to wall.

Sitting Height (Continued)

<u>\bar{X}</u> cm./in.	<u>Sex</u>	<u>Age</u>	<u>N</u>	<u>Race</u>	<u>Author</u>
67.46 (26.56)	F	9 yr.	1780	Cauc.	Collins & Clark (1929)
69.47 (27.35)	F	10 yr.	1772	Cauc.	Collins & Clark (1929)
71.91 (28.31)	F	11 yr.	1718	Cauc.	Collins & Clark (1929)
74.42 (29.30)	F	12 yr.	1736	Cauc.	Collins & Clark (1929)
77.57 (30.54)	F	13 yr.	1657	Cauc.	Collins & Clark (1929)
79.58 (31.33)	F	14 yr.	1364	Cauc.	Collins & Clark (1929)
48.42 (19.06)	M	1 yr.	18		Gray (1931)
45.00 (17.72)	F	1 yr.	12		Gray (1931)
55.29 (21.77)	M	2 yr.	21		Gray (1931)
54.90 (21.61)	F	2 yr.	21		Gray (1931)
57.61 (22.68)	M	3 yr.	28		Gray (1931)
56.64 (22.30)	F	3 yr.	23		Gray (1931)
60.43 (23.79)	M	4 yr.	34		Gray (1931)
59.66 (23.49)	F	4 yr.	34		Gray (1931)
62.80 (24.72)	M	5 yr.	74		Gray (1931)
62.47 (24.59)	F	5 yr.	51		Gray (1931)
65.78 (25.90)	M	6 yr.	114		Gray (1931)
65.41 (25.75)	F	6 yr.	74		Gray (1931)
68.01 (26.78)	M	7 yr.	143		Gray (1931)
67.94 (26.75)	F	7 yr.	90		Gray (1931)
70.48 (27.75)	M	8 yr.	147		Gray (1931)
70.26 (27.66)	F	8 yr.	100		Gray (1931)
72.04 (28.36)	M	9 yr.	167		Gray (1931)
72.38 (28.50)	F	9 yr.	122		Gray (1931)

Sitting Height (Continued)

<u>cm./in.</u> \bar{X}	<u>Sex</u>	<u>Age</u>	<u>N</u>	<u>Race</u>	<u>Author</u>
74.54 (29.35)	M	10 yr.	173		Gray (1931)
73.83 (29.07)	F	10 yr.	110		Gray (1931)
76.00 (29.92)	M	11 yr.	201		Gray (1931)
76.11 (29.96)	F	11 yr.	139		Gray (1931)
77.55 (30.53)	M	12 yr.	247		Gray (1931)
78.73 (31.00)	F	12 yr.	126		Gray (1931)
80.35 (31.63)	M	13 yr.	293		Gray (1931)
81.38 (32.04)	F	13 yr.	124		Gray (1931)
82.85 (32.62)	M	14 yr.	373		Gray (1931)
83.39 (32.83)	F	14 yr.	108		Gray (1931)
41.12 * (16.19)	M	3 mo.	238	Cauc.	Kasius (1957)
45.23 (17.81)	M	6 mo.	215	Cauc.	Kasius (1957)
49.48 (19.48)	M	12 mo.	124	Cauc.	Kasius (1957)
40.73 (16.04)	M	3 mo.	126	Neg.	Kasius (1957)
44.66 (17.58)	M	6 mo.	123	Neg.	Kasius (1957)
48.60 (19.13)	M	12 mo.	82	Neg.	Kasius (1957)
40.39 (15.90)	F	3 mo.	203	Cauc.	Kasius (1957)
44.31 (17.44)	F	6 mo.	181	Cauc.	Kasius (1957)
48.28 (19.00)	F	12 mo.	111	Cauc.	Kasius (1957)
40.21 (15.83)	F	3 mo.	108	Neg.	Kasius (1957)
43.86 (17.26)	F	6 mo.	102	Neg.	Kasius (1957)
47.88 (18.85)	F	12 mo.	74	Neg.	Kasius (1957)

*This measurement recumbent crown-rump.

Sitting Height (Continued)

<u>cm./in.</u> \bar{X}	<u>Sex</u>	<u>Age</u>	<u>N</u>	<u>Race</u>	<u>Author</u>
66.40 (26.14)	M	7 yr.	198	Cauc.	Krogman (1970)
67.60 (26.61)	M	8 yr.	249	Cauc.	Krogman (1970)
70.60 (27.79)	M	9 yr.	323	Cauc.	Krogman (1970)
73.30 (28.86)	M	10 yr.	337	Cauc.	Krogman (1970)
74.80 (29.44)	M	11 yr.	294	Cauc.	Krogman (1970)
76.70 (30.20)	M	12 yr.	313	Cauc.	Krogman (1970)
80.30 (31.61)	M	13 yr.	146	Cauc.	Krogman (1970)
84.90 (33.43)	M	14 yr.	81	Cauc.	Krogman (1970)
63.70 (25.08)	M	7 yr.	188	Neg.	Krogman (1970)
65.80 (25.91)	M	8 yr.	207	Neg.	Krogman (1970)
68.10 (26.81)	M	9 yr.	171	Neg.	Krogman (1970)
70.30 (27.68)	M	10 yr.	144	Neg.	Krogman (1970)
71.40 (28.11)	M	11 yr.	157	Neg.	Krogman (1970)
72.90 (28.70)	M	12 yr.	120	Neg.	Krogman (1970)
76.60 (30.16)	M	13 yr.	53	Neg.	Krogman (1970)
80.30 (31.61)	M	14 yr.	57	Neg.	Krogman (1970)
66.20 (26.06)	F	7 yr.	186	Cauc.	Krogman (1970)
67.60 (26.61)	F	8 yr.	250	Cauc.	Krogman (1970)
69.80 (27.48)	F	9 yr.	336	Cauc.	Krogman (1970)
72.20 (28.43)	F	10 yr.	374	Cauc.	Krogman (1970)
74.50 (29.33)	F	11 yr.	301	Cauc.	Krogman (1970)
77.30 (30.43)	F	12 yr.	342	Cauc.	Krogman (1970)
80.40 (31.65)	F	13 yr.	170	Cauc.	Krogman (1970)
82.70 (32.56)	F	14 yr.	75	Cauc.	Krogman (1970)

Sitting Height (Continued)

\bar{X} cm./in.	Sex	Age	N	Race	Author
63.40 (24.96)	F	7 yr.	180	Neg.	Krogman (1970)
65.50 (25.79)	F	8 yr.	190	Neg.	Krogman (1970)
67.40 (26.54)	F	9 yr.	202	Neg.	Krogman (1970)
70.30 (27.68)	F	10 yr.	169	Neg.	Krogman (1970)
73.10 (28.78)	F	11 yr.	167	Neg.	Krogman (1970)
75.80 (29.84)	F	12 yr.	48	Neg.	Krogman (1970)
78.40 (30.87)	F	13 yr.	54	Neg.	Krogman (1970)
80.70 (31.77)	F	14 yr.	52	Neg.	Krogman (1970)
62.74 (24.70)	M	5 yr.	12		Martin, W. (1955)
63.50 (25.00)	M	6 yr.	114		Martin, W. (1955)
66.30 (26.10)	M	7 yr.	102		Martin, W. (1955)
68.58 (27.00)	M	8 yr.	108		Martin, W. (1955)
70.87 (27.90)	M	9 yr.	91		Martin, W. (1955)
72.64 (28.60)	M	10 yr.	114		Martin, W. (1955)
74.93 (29.50)	M	11 yr.	103		Martin, W. (1955)
75.95 (29.90)	M	12 yr.	100		Martin, W. (1955)
78.74 (31.00)	M	13 yr.	111		Martin, W. (1955)
82.30 (32.40)	M	14 yr.	175		Martin, W. (1955)
60.20 (23.70)	F	5 yr.	12		Martin, W. (1955)
62.48 (24.60)	F	6 yr.	91		Martin, W. (1955)
65.02 (25.60)	F	7 yr.	86		Martin, W. (1955)
67.82 (26.70)	F	8 yr.	88		Martin, W. (1955)
69.60 (27.40)	F	9 yr.	96		Martin, W. (1955)
72.64 (28.60)	F	10 yr.	79		Martin, W. (1955)
75.95 (29.90)	F	11 yr.	99		Martin, W. (1955)

Sitting Height (Continued)

\bar{X} cm./in.	Sex	Age	N	Race	Author
78.49 (30.90)	F	12 yr.	104		Martin, W. (1955)
80.52 (31.70)	F	13 yr.	131		Martin, W. (1955)
82.80 (32.60)	F	14 yr.	143		Martin, W. (1955)
43.21 (17.01)	M	3-6 mo.	112	Cauc.	Meredith (1935)
45.97 (18.10)	M	6-9 mo.	156	Cauc.	Meredith (1935)
47.92 (18.87)	M	9-12 mo.	146	Cauc.	Meredith (1935)
49.40 (19.45)	M	12-15 mo.	138	Cauc.	Meredith (1935)
50.48 (19.87)	M	15-18 mo.	110	Cauc.	Meredith (1935)
52.21 (20.56)	M	1 1/2-1 3/4 yr.	102	Cauc.	Meredith (1935)
53.12 (20.91)	M	1 3/4-2 yr.	90	Cauc.	Meredith (1935)
54.24 (21.35)	M	2-2 1/4 yr.	93	Cauc.	Meredith (1935)
54.68 (21.53)	M	2 1/4-2 1/2 yr.	94	Cauc.	Meredith (1935)
55.66 (21.91)	M	2 1/2-2 3/4 yr.	120	Cauc.	Meredith (1935)
56.58 (22.28)	M	2 3/4-3 yr.	113	Cauc.	Meredith (1935)
57.31 (22.56)	M	3-3 1/2 yr.	217	Cauc.	Meredith (1935)
58.94 (23.20)	M	3 1/2-4 yr.	267	Cauc.	Meredith (1935)
60.09 (23.66)	M	4-4 1/2 yr.	277	Cauc.	Meredith (1935)
61.42 (24.26)	M	4 1/2-5 yr.	328	Cauc.	Meredith (1935)
62.64 (24.66)	M	5-5 1/2 yr.	389	Cauc.	Meredith (1935)
64.11 (25.24)	M	5 1/2-6 yr.	409	Cauc.	Meredith (1935)
65.10 (25.63)	M	6-6 1/2 yr.	311	Cauc.	Meredith (1935)
66.78 (26.29)	M	6 1/2-7 1/2 yr.	596	Cauc.	Meredith (1935)
69.29 (27.28)	M	7 1/2-8 1/2 yr.	529	Cauc.	Meredith (1935)
71.34 (28.09)	M	8 1/2-9 1/2 yr.	482	Cauc.	Meredith (1935)

Sitting Height (Continued)

\bar{X} cm./in.	Sex	Age	N	Race	Author
73.53 (28.95)	M	9 1/2-10 1/2 yr.	390	Cauc.	Meredith (1935)
75.06 (29.55)	M	10 1/2-11 1/2 yr.	368	Cauc.	Meredith (1935)
76.85 (30.26)	M	11 1/2-12 1/2 yr.	335	Cauc.	Meredith (1935)
79.31 (31.22)	M	12 1/2-13 1/2 yr.	342	Cauc.	Meredith (1935)
82.30 (32.40)	M	13 1/2-14 1/2 yr.	330	Cauc.	Meredith (1935)
67.50 (26.57)	M	7 yr.	260	Cauc.	Meredith (1953)
73.90 (29.09)	M	10 yr.	208	Cauc.	Meredith (1953)
67.00 (26.38)	F	7 yr.	168	Cauc.	Meredith (1953)
71.70 (28.23)	F	9 yr.	160	Cauc.	Meredith (1953)
76.40 (30.08)	F	11 yr.	145	Cauc.	Meredith (1953)
71.70 (28.23)	F	9 yr.	141	Cauc.	Meredith (1962)
76.30 (30.04)	F	11 yr.	110	Cauc.	Meredith (1962)
82.70 (32.56)	F	13 yr.	139	Cauc.	Meredith (1962)
71.93 (28.32)	M	9 yr.	66	Cauc.	Tuddenham (1953)
71.06 (27.98)	F	9 yr.	70	Cauc.	Tuddenham (1953)
73.85 (29.07)	M	10 yr.	66	Cauc.	Tuddenham (1953)
73.19 (28.81)	F	10 yr.	70	Cauc.	Tuddenham (1953)
75.66 (29.79)	M	11 yr.	66	Cauc.	Tuddenham (1953)
75.78 (29.83)	F	11 yr.	70	Cauc.	Tuddenham (1953)
77.77 (30.62)	M	12 yr.	66	Cauc.	Tuddenham (1953)
79.23 (31.19)	F	12 yr.	70	Cauc.	Tuddenham (1953)

Sitting Height (Continued)

<u>\bar{x}</u> cm./in.	<u>Sex</u>	<u>Age</u>	<u>N</u>	<u>Race</u>	<u>Author</u>
80.78 (31.80)	M	13 yr.	66	Cauc.	Tuddenham (1953)
82.45 (32.46)	F	13 yr.	70	Cauc.	Tuddenham (1953)
84.38 (33.22)	M	14 yr.	66	Cauc.	Tuddenham (1953)
84.88 (33.42)	F	14 yr.	70	Cauc.	Tuddenham (1953)
44.2 * (17.40)	F	6 mo.	108	Cauc.	Vickers (1943)
47.4 (18.66)	M	9 mo.	100	Cauc.	Vickers (1943)
46.6 (18.35)	F	9 mo.	97	Cauc.	Vickers (1943)
49.3 (19.41)	M	1 yr.	113	Cauc.	Vickers (1943)
48.4 (19.06)	F	1 yr.	105	Cauc.	Vickers (1943)
52.6 (20.71)	M	1 1/2 yr.	108	Cauc.	Vickers (1943)
51.2 (20.16)	F	1 1/2 yr.	109	Cauc.	Vickers (1943)
54.7 (21.54)	M	2 yr.	46	Cauc.	Vickers (1943)
53.7 (21.14)	F	2 yr.	49	Cauc.	Vickers (1943)
56.4 (22.20)	M	2 1/2 yr.	94	Cauc.	Vickers (1943)
55.7 (21.93)	F	2 1/2 yr.	92	Cauc.	Vickers (1943)
57.8 (22.76)	M	3 yr.	96	Cauc.	Vickers (1943)
57.2 (22.52)	F	3 yr.	98	Cauc.	Vickers (1943)
59.4 (23.39)	M	3 1/2 yr.	89	Cauc.	Vickers (1943)
58.7 (23.11)	F	3 1/2 yr.	91	Cauc.	Vickers (1943)
61.0 (24.01)	M	4 yr.	76	Cauc.	Vickers (1943)
60.1 (23.66)	F	4 yr.	80	Cauc.	Vickers (1943)
61.9 (24.37)	M	4 1/2 yr.	84	Cauc.	Vickers (1943)
61.3 (24.13)	F	4 1/2 yr.	78	Cauc.	Vickers (1943)

*This measurement recumbent until 6 years old.

Sitting Height (Continued)

\bar{X} cm./in.	Sex	Age	N	Race	Author
63.0 (24.80)	M	5 yr.	81	Cauc.	Vickers (1943)
62.6 (24.65)	F	5 yr.	74	Cauc.	Vickers (1943)
64.5 (25.39)	M	5 1/2 yr.	67	Cauc.	Vickers (1943)
64.1 (25.23)	F	5 1/2 yr.	62	Cauc.	Vickers (1943)
65.6 (25.83)	M	6 yr.	63	Cauc.	Vickers (1943)
64.6 (25.43)	F	6 yr.	54	Cauc.	Vickers (1943)
61.0 * (24.02)	M	5 yr.	86	Cauc.	Vickers (1943)
60.4 (23.78)	F	5 yr.	86	Cauc.	Vickers (1943)
63.8 (25.12)	M	6 yr.	74	Cauc.	Vickers (1943)
62.6 (24.65)	F	6 yr.	66	Cauc.	Vickers (1943)
66.2 (26.02)	M	7 yr.	62	Cauc.	Vickers (1943)
65.1 (25.63)	F	7 yr.	61	Cauc.	Vickers (1943)
68.2 (26.85)	M	8 yr.	55	Cauc.	Vickers (1943)
67.2 (26.46)	F	8 yr.	46	Cauc.	Vickers (1943)
70.00 (27.56)	M	9 yr.	39	Cauc.	Vickers (1943)
69.3 (27.23)	F	9 yr.	33	Cauc.	Vickers (1943)
72.0 (28.35)	M	10 yr.	27	Cauc.	Vickers (1943)
71.2 (28.03)	F	10 yr.	23	Cauc.	Vickers (1943)
a) New York Private Schools					
48.5 (19.09)	M	1 yr.	15	Cauc.	Wallis (1931)
44.7 (17.60)	F	1 yr.	5	Cauc.	Wallis (1931)
54.2 (21.34)	M	2 yr.	12	Cauc.	Wallis (1931)
51.8 (20.39)	F	2 yr.	15	Cauc.	Wallis (1931)

*This measurement erect stature.

Sitting Height (Continued)

\bar{X} cm./in.	Sex	Age	N	Race	Author
57.1 (22.48)	M	3 yr.	25	Cauc.	Wallis (1931)
56.2 (22.13)	F	3 yr.	28	Cauc.	Wallis (1931)
58.7 (23.11)	M	4 yr.	23	Cauc.	Wallis (1931)
59.3 (23.35)	F	4 yr.	24	Cauc.	Wallis (1931)
63.2 (24.88)	M	5 yr.	26	Cauc.	Wallis (1931)
62.6 (24.65)	F	5 yr.	19	Cauc.	Wallis (1931)
65.2 (25.67)	M	6 yr.	20	Cauc.	Wallis (1931)
65.0 (25.59)	F	6 yr.	26	Cauc.	Wallis (1931)
68.2 (26.85)	M	7 yr.	22	Cauc.	Wallis (1931)
67.5 (26.57)	F	7 yr.	22	Cauc.	Wallis (1931)
69.2 (27.24)	M	8 yr.	14	Cauc.	Wallis (1931)
70.1 (27.60)	F	8 yr.	12	Cauc.	Wallis (1931)
b) Merrill Palmer Children					
55.0 (21.65)	M	2 yr.	16	Cauc.	Wallis (1931)
53.0 (20.87)	F	2 yr.	8	Cauc.	Wallis (1931)
57.4 (22.60)	M	3 yr.	40	Cauc.	Wallis (1931)
56.4 (22.20)	F	3 yr.	48	Cauc.	Wallis (1931)
59.8 (23.54)	M	4 yr.	49	Cauc.	Wallis (1931)
58.9 (23.19)	F	4 yr.	52	Cauc.	Wallis (1931)
62.3 (24.53)	M	5 yr.	52	Cauc.	Wallis (1931)
61.6 (24.25)	F	5 yr.	32	Cauc.	Wallis (1931)
51.30 (20.20)	F	2 yr.	25	Cauc.	Wise (1942)
53.90 (21.22)	F	3 yr.	20	Cauc.	Wise (1942)

Sitting Height (Continued)

<u>\bar{X}</u> cm./in.	<u>Sex</u>	<u>Age</u>	<u>N</u>	<u>Race</u>	<u>Author</u>
57.40 (22.60)	F	4 yr.	24	Cauc.	Wise (1942)
59.60 (23.46)	F	5 yr.	23	Cauc.	Wise (1942)
64.64 (25.45)	M	7 yr.	109	Cauc.	Whitacre (1939)
66.55 (26.20)	M	8 yr.	230	Cauc.	Whitacre (1939)
68.28 (26.88)	M	9 yr.	267	Cauc.	Whitacre (1939)
70.13 (27.66)	M	10 yr.	325	Cauc.	Whitacre (1939)
71.83 (28.28)	M	11 yr.	287	Cauc.	Whitacre (1939)
72.95 (28.72)	M	12 yr.	125	Cauc.	Whitacre (1939)
74.65 (29.39)	M	13 yr.	51	Cauc.	Whitacre (1939)
63.93 (25.17)	F	7 yr.	127	Cauc.	Whitacre (1939)
66.17 (26.05)	F	8 yr.	221	Cauc.	Whitacre (1939)
68.43 (26.94)	F	9 yr.	248	Cauc.	Whitacre (1939)
70.46 (27.74)	F	10 yr.	270	Cauc.	Whitacre (1939)
72.54 (28.56)	F	11 yr.	203	Cauc.	Whitacre (1939)
74.73 (29.42)	F	12 yr.	106	Cauc.	Whitacre (1939)
76.30 (30.04)	F	13 yr.	24	Cauc.	Whitacre (1939)
63.20 (24.88)	M	7 yr.	42	Neg.	Whitacre (1939)
64.87 (25.54)	M	8 yr.	104	Neg.	Whitacre (1939)
66.65 (26.24)	M	9 yr.	145	Neg.	Whitacre (1939)
68.81 (27.09)	M	10 yr.	151	Neg.	Whitacre (1939)
70.36 (27.70)	M	11 yr.	135	Neg.	Whitacre (1939)
71.98 (28.34)	M	12 yr.	140	Neg.	Whitacre (1939)
73.73 (29.03)	M	13 yr.	144	Neg.	Whitacre (1939)
76.86 (30.26)	M	14 yr.	150	Neg.	Whitacre (1939)

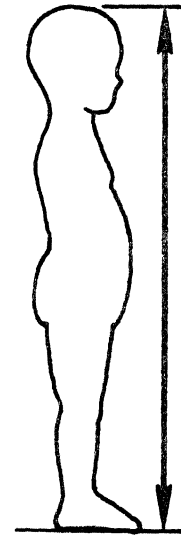

Sitting Height (Continued)

<u>cm.</u> / <u>in.</u>	<u>Sex</u>	<u>Age</u>	<u>N</u>	<u>Race</u>	<u>Author</u>
63.14 (24.07)	F	7 yr.	30	Neg.	Whitacre (1939)
62.97 (24.79)	F	8 yr.	99	Neg.	Whitacre (1939)
65.66 (25.85)	F	9 yr.	141	Neg.	Whitacre (1939)
68.22 (26.86)	F	10 yr.	159	Neg.	Whitacre (1939)
71.45 (28.13)	F	11 yr.	149	Neg.	Whitacre (1939)
74.24 (29.23)	F	12 yr.	176	Neg.	Whitacre (1939)

B. Foreign

61.50 (24.21)	M	4 yr.	104	Cauc.	Thompson (1955)
60.50 (23.82)	F	4 yr.	109	Cauc.	Thompson (1955)

Stature



Subject stands erect heels together and weight distributed equally on both feet. With the arm of the anthropometer firmly touching the scalp, measure the vertical distance from the standing surface to the top of the head. Crown-Sole Length - With the infant placed flat and straight on a table, the measurement was made from the plane tangent to the top of the head to the bottom of the heels.

A. American

\bar{X} cm./in.	Sex	Age	N	Race	Author
55.45* (21.83)	M	1 mo.	24	Cauc.	Bayley (1935)
53.42 (21.03)	F	1 mo.	26	Cauc.	Bayley (1935)
58.86 (23.17)	M	2 mo.	31	Cauc.	Bayley (1935)
56.98 (22.43)	F	2 mo.	27	Cauc.	Bayley (1935)
61.73 (24.30)	M	3 mo.	31	Cauc.	Bayley (1935)
59.72 (23.51)	F	3 mo.	29	Cauc.	Bayley (1935)
64.11 (25.24)	M	4 mo.	30	Cauc.	Bayley (1935)
62.37 (24.56)	F	4 mo.	29	Cauc.	Bayley (1935)
66.53 (26.19)	M	5 mo.	30	Cauc.	Bayley (1935)
64.57 (25.42)	F	5 mo.	27	Cauc.	Bayley (1935)
68.48 (26.96)	M	6 mo.	30	Cauc.	Bayley (1935)
66.38 (26.13)	F	6 mo.	28	Cauc.	Bayley (1935)
69.85 (27.50)	M	7 mo.	27	Cauc.	Bayley (1935)
68.04 (26.78)	F	7 mo.	25	Cauc.	Bayley (1935)
71.82 (28.27)	M	8 mo.	25	Cauc.	Bayley (1935)
69.68 (27.47)	F	8 mo.	27	Cauc.	Bayley (1935)
72.89 (28.70)	M	9 mo.	27	Cauc.	Bayley (1935)

*Measurements recumbent until 18 months.

Stature (Continued)

<u>\bar{X}</u> cm./in.	<u>Sex</u>	<u>Age</u>	<u>N</u>	<u>Race</u>	<u>Author</u>
70.34 (27.69)	F	9 mo.	29	Cauc.	Bayley (1935)
74.28 (29.24)	M	10 mo.	28	Cauc.	Bayley (1935)
71.67 (28.21)	F	10 mo.	27	Cauc.	Bayley (1935)
75.57 (29.75)	M	11 mo.	27	Cauc.	Bayley (1935)
73.23 (28.83)	F	11 mo.	23	Cauc.	Bayley (1935)
76.89 (30.27)	M	12 mo.	28	Cauc.	Bayley (1935)
74.49 (29.33)	F	12 mo.	28	Cauc.	Bayley (1935)
80.55 (31.71)	M	15 mo.	27	Cauc.	Bayley (1935)
77.66 (30.57)	F	15 mo.	25	Cauc.	Bayley (1935)
83.18 (32.75)	M	1 1/2 yr.	23	Cauc.	Bayley (1935)
80.89 (31.85)	F	1 1/2 yr.	24	Cauc.	Bayley (1935)
88.44 (34.82)	M	2 yr.	24	Cauc.	Bayley (1935)
86.08 (33.89)	F	2 yr.	19	Cauc.	Bayley (1935)
93.05 (36.63)	M	2 1/2 yr.	25	Cauc.	Bayley (1935)
90.71 (35.71)	F	2 1/2 yr.	21	Cauc.	Bayley (1935)
97.38 (38.34)	M	3 yr.	25	Cauc.	Bayley (1935)
95.02 (37.41)	F	3 yr.	24	Cauc.	Bayley (1935)
59.88* (23.57)	F	3 mo.	43	Cauc.	Boynton (1936)
65.93 (25.96)	F	6 mo.	93	Cauc.	Boynton (1936)
70.29 (27.67)	F	9 mo.	107	Cauc.	Boynton (1936)
74.39 (29.29)	F	1 yr.	103	Cauc.	Boynton (1936)
78.17 (30.78)	F	1 1/4 yr.	83	Cauc.	Boynton (1936)

*Measurement recumbent until 3 years old.

Stature (Continued)

\bar{X} cm./in.	Sex	Age	N	Race	Author
81.15 (31.94)	F	1 1/2 yr.	71	Cauc.	Boynton (1936)
84.05 (33.09)	F	1 3/4 yr.	67	Cauc.	Boynton (1936)
86.94 (34.23)	F	2 yr.	69	Cauc.	Boynton (1936)
89.19 (35.11)	F	2 1/4 yr.	75	Cauc.	Boynton (1936)
91.47 (36.01)	F	2 1/2 yr.	71	Cauc.	Boynton (1936)
95.51 (37.60)	F	2 3/4 yr.	75	Cauc.	Boynton (1936)
95.57 (37.63)	F	3 yr.	90	Cauc.	Boynton (1936)
98.94 (38.95)	F	3 1/2 yr.	136	Cauc.	Boynton (1936)
102.48 (40.35)	F	4 yr.	145	Cauc.	Boynton (1936)
105.68 (41.61)	F	4 1/2 yr.	146	Cauc.	Boynton (1936)
108.93 (42.89)	F	5 yr.	196	Cauc.	Boynton (1936)
112.39 (44.25)	F	5 1/2 yr.	186	Cauc.	Boynton (1936)
115.02 (45.28)	F	6 yr.	184	Cauc.	Boynton (1936)
120.94 (47.61)	F	7 yr.	219	Cauc.	Boynton (1936)
126.74 (49.90)	F	8 yr.	193	Cauc.	Boynton (1936)
132.54 (52.18)	F	9 yr.	204	Cauc.	Boynton (1936)
137.65 (54.19)	F	10 yr.	214	Cauc.	Boynton (1936)
143.62 (56.54)	F	11 yr.	203	Cauc.	Boynton (1936)
150.28 (59.17)	F	12 yr.	204	Cauc.	Boynton (1936)
155.96 (61.40)	F	13 yr.	183	Cauc.	Boynton (1936)
159.45 (62.78)	F	14 yr.	188	Cauc.	Boynton (1936)
117.90 (46.42)	M	6 yr.	6		Burke (1943)
117.50 (46.26)	F	6 yr.	9		Burke (1943)
124.60 (49.06)	M	7 yr.	13		Burke (1943)

Stature (Continued)

<u>\bar{x}</u> cm./in.	<u>Sex</u>	<u>Age</u>	<u>N</u>	<u>Race</u>	<u>Author</u>
123.40 (48.58)	F	7 yr.	24		Burke (1943)
130.30 (51.30)	M	8 yr.	14		Burke (1943)
129.20 (50.87)	F	8 yr.	24		Burke (1943)
137.80 (54.25)	M	9 yr.	12		Burke (1943)
135.10 (53.19)	F	9 yr.	20		Burke (1943)
144.30 (56.81)	M	10 yr.	8		Burke (1943)
139.70 (55.00)	F	10 yr.	15		Burke (1943)
149.20 (58.74)	M	11 yr.	15		Burke (1943)
145.30 (57.20)	F	11 yr.	20		Burke (1943)
154.00 (60.63)	M	12 yr.	10		Burke (1943)
152.30 (59.96)	F	12 yr.	20		Burke (1943)
159.00 (62.60)	M	13 yr.	13		Burke (1943)
161.00 (63.39)	F	13 yr.	12		Burke (1943)
165.80 (65.28)	M	14 yr.	8		Burke (1943)
168.10 (66.18)	F	14 yr.	7		Burke (1943)
114.71* (45.16)	M	6 yr.	922	Cauc.	Collins & Clark (1929)
119.48 (47.04)	M	7 yr.	1600	Cauc.	Collins & Clark (1929)
125.12 (49.26)	M	8 yr.	1679	Cauc.	Collins & Clark (1929)
130.23 (51.27)	M	9 yr.	1813	Cauc.	Collins & Clark (1929)
135.13 (53.20)	M	10 yr.	1698	Cauc.	Collins & Clark (1929)
139.90 (55.08)	M	11 yr.	1735	Cauc.	Collins & Clark (1929)
144.37 (56.84)	M	12 yr.	1714	Cauc.	Collins & Clark (1929)
150.04 (59.07)	M	13 yr.	1646	Cauc.	Collins & Clark (1929)
155.52 (61.23)	M	14 yr.	1317	Cauc.	Collins & Clark (1929)

*Measurement taken with child standing against wall.

Stature (Continued)

\bar{X} cm./in.	Sex	Age	N	Race	Author
113.82 (44.81)	F	6 yr.	966	Cauc.	Collins & Clark (1929)
118.52 (46.66)	F	7 yr.	1548	Cauc.	Collins & Clark (1929)
124.28 (48.93)	F	8 yr.	1652	Cauc.	Collins & Clark (1929)
129.39 (50.94)	F	9 yr.	1780	Cauc.	Collins & Clark (1929)
134.49 (52.95)	F	10 yr.	1772	Cauc.	Collins & Clark (1929)
140.13 (55.17)	F	11 yr.	1718	Cauc.	Collins & Clark (1929)
146.00 (57.48)	F	12 yr.	1736	Cauc.	Collins & Clark (1929)
152.02 (59.85)	F	13 yr.	1657	Cauc.	Collins & Clark (1929)
155.50 (61.22)	F	14 yr.	1364	Cauc.	Collins & Clark (1929)
117.50 (46.26)	M	6 yr.	38		Eppright (1954)
124.10 (48.86)	M	7 yr.	57		Eppright (1954)
130.90 (51.54)	M	8 yr.	53		Eppright (1954)
135.60 (53.38)	M	9 yr.	55		Eppright (1954)
139.50 (54.92)	M	10 yr.	60		Eppright (1954)
144.10 (56.73)	M	11 yr.	50		Eppright (1954)
148.30 (58.38)	M	12 yr.	90		Eppright (1954)
156.50 (61.61)	M	13 yr.	44		Eppright (1954)
160.70 (63.27)	M	14 yr.	40		Eppright (1954)
117.80 (46.38)	F	6 yr.	50		Eppright (1954)
122.60 (48.27)	F	7 yr.	48		Eppright (1954)
126.70 (49.88)	F	8 yr.	44		Eppright (1954)
133.40 (52.52)	F	9 yr.	64		Eppright (1954)
140.80 (55.43)	F	10 yr.	61		Eppright (1954)

Stature (Continued)

<u>\bar{x}</u> <u>cm./in.</u>	<u>Sex</u>	<u>Age</u>	<u>N</u>	<u>Race</u>	<u>Author</u>
146.00 (57.48)	F	11 yr.	58		Eppright (1954)
151.40 (59.61)	F	12 yr.	82		Eppright (1954)
153.20 (60.31)	F	13 yr.	44		Eppright (1954)
159.40 (62.76)	F	14 yr.	37		Eppright (1954)
64.52* (25.40)	M	3-6 mo.	66		Fryer, B. et al (1972)
62.48 (24.60)	F	3-6 mo.	61		Fryer, B. et al (1972)
69.85 (27.50)	M	6-9 mo.	35		Fryer, B. et al (1972)
67.82 (26.70)	F	6-9 mo.	50		Fryer, B. et al (1972)
75.18 (29.60)	M	9-12 mo.	79		Fryer, B. et al (1972)
72.64 (28.60)	F	9-12 mo.	59		Fryer, B. et al (1972)
78.49 (30.90)	M	1-1 1/2 yr.	166		Fryer, B. et al (1972)
77.72 (30.60)	F	1-1 1/2 yr.	113		Fryer, B. et al (1972)
84.33 (33.20)	M	1 1/2-2 yr.	131		Fryer, B. et al (1972)
81.53 (32.10)	F	1 1/2-2 yr.	87		Fryer, B. et al (1972)
91.19 (35.90)	M	2 yr.	298		Fryer, B. et al (1972)
89.41 (35.20)	F	2 yr.	253		Fryer, B. et al (1972)
99.06 (39.00)	M	3 yr.	308		Fryer, B. et al (1972)
97.54 (38.40)	F	3 yr.	302		Fryer, B. et al (1972)
106.43 (41.90)	M	4 yr.	344		Fryer, B. et al (1972)
105.92 (41.70)	F	4 yr.	347		Fryer, B. et al (1972)
112.78 (44.40)	M	5 yr.	360		Fryer, B. et al (1972)
111.51 (43.90)	F	5 yr.	268		Fryer, B. et al (1972)

*Stature under 2 years measured on table with knees in extreme extension.

\bar{X} cm./in.	<u>Sex</u>	<u>Age</u>	<u>N</u>	<u>Race</u>	<u>Author</u>
62.90 (24.76)	M	0-1 yr.	38	Cauc.	Garn (1972)
74.89 (29.48)	M	1 yr.	129	Cauc.	Garn (1972)
85.44 (33.64)	M	2 yr.	163	Cauc.	Garn (1972)
94.14 (37.06)	M	3 yr.	175	Cauc.	Garn (1972)
101.40 (39.92)	M	4 yr.	184	Cauc.	Garn (1972)
107.61 (42.37)	M	5 yr.	231	Cauc.	Garn (1972)
113.87 (44.83)	M	6 yr.	222	Cauc.	Garn (1972)
120.30 (47.36)	M	7 yr.	279	Cauc.	Garn (1972)
125.73 (49.50)	M	8 yr.	269	Cauc.	Garn (1972)
130.69 (51.45)	M	9 yr.	260	Cauc.	Garn (1972)
136.18 (53.61)	M	10 yr.	286	Cauc.	Garn (1972)
141.57 (55.74)	M	11 yr.	257	Cauc.	Garn (1972)
146.78 (57.79)	M	12 yr.	254	Cauc.	Garn (1972)
154.50 (60.83)	M	13 yr.	246	Cauc.	Garn (1972)
160.86 (63.33)	M	14 yr.	170	Cauc.	Garn (1972)
62.85 (24.74)	M	0-1 yr.	18	Neg.	Garn (1972)
74.30 (29.25)	M	1 yr.	101	Neg.	Garn (1972)
85.31 (33.59)	M	2 yr.	116	Neg.	Garn (1972)

\bar{X} cm./in.	<u>Sex</u>	<u>Age</u>	<u>N</u>	<u>Race</u>	<u>Author</u>
94.40 (37.17)	M	3 yr.	132	Neg.	Garn (1972)
102.65 (40.41)	M	4 yr.	144	Neg.	Garn (1972)
108.95 (42.89)	M	5 yr.	170	Neg.	Garn (1972)
114.92 (45.24)	M	6 yr.	168	Neg.	Garn (1972)
121.31 (47.76)	M	7 yr.	176	Neg.	Garn (1972)
127.46 (50.18)	M	8 yr.	155	Neg.	Garn (1972)
132.34 (52.10)	M	9 yr.	165	Neg.	Garn (1972)
135.83 (53.48)	M	10 yr.	148	Neg.	Garn (1972)
142.03 (55.92)	M	11 yr.	145	Neg.	Garn (1972)
146.80 (57.80)	M	12 yr.	169	Neg.	Garn (1972)
152.62 (60.09)	M	13 yr.	166	Neg.	Garn (1972)
159.88 (62.94)	M	14 yr.	158	Neg.	Garn (1972)
60.98 (24.00)	F	0-1 yr.	50	Cauc.	Garn (1972)
73.92 (29.10)	F	1 yr.	158	Cauc.	Garn (1972)
84.15 (33.13)	F	2 yr.	155	Cauc.	Garn (1972)
92.08 (36.25)	F	3 yr.	145	Cauc.	Garn (1972)
100.41 (39.53)	F	4 yr.	198	Cauc.	Garn (1972)
106.79 (42.04)	F	5 yr.	211	Cauc.	Garn (1972)
112.99 (44.48)	F	6 yr.	231	Cauc.	Garn (1972)
118.96 (46.83)	F	7 yr.	243	Cauc.	Garn (1972)

\bar{X} cm./in.	<u>Sex</u>	<u>Age</u>	<u>N</u>	<u>Race</u>	<u>Author</u>
124.97 (49.20)	F	8 yr.	231	Cauc.	Garn (1972)
130.14 (51.24)	F	9 yr.	255	Cauc.	Garn (1972)
136.16 (53.61)	F	10 yr.	251	Cauc.	Garn (1972)
142.15 (55.96)	F	11 yr.	246	Cauc.	Garn (1972)
148.78 (58.57)	F	12 yr.	233	Cauc.	Garn (1972)
154.31 (60.75)	F	13 yr.	203	Cauc.	Garn (1972)
158.05 (62.22)	F	14 yr.	169	Cauc.	Garn (1972)
62.23 (24.50)	F	0-1 yr.	35	Neg.	Garn (1972)
72.53 (28.56)	F	1 yr.	93	Neg.	Garn (1972)
84.72 (33.35)	F	2 yr.	123	Neg.	Garn (1972)
93.96 (36.99)	F	3 yr.	113	Neg.	Garn (1972)
102.03 (40.17)	F	4 yr.	143	Neg.	Garn (1972)
108.31 (42.64)	F	5 yr.	159	Neg.	Garn (1972)
114.92 (45.24)	F	6 yr.	168	Neg.	Garn (1972)
121.32 (47.76)	F	7 yr.	175	Neg.	Garn (1972)
126.89 (49.96)	F	8 yr.	166	Neg.	Garn (1972)
131.75 (51.87)	F	9 yr.	196	Neg.	Garn (1972)
138.20 (54.41)	F	10 yr.	171	Neg.	Garn (1972)
145.74 (57.38)	F	11 yr.	200	Neg.	Garn (1972)
150.88 (59.40)	F	12 yr.	179	Neg.	Garn (1972)
154.79 (60.94)	F	13 yr.	162	Neg.	Garn (1972)
157.62 (62.05)	F	14 yr.	156	Neg.	Garn (1972)

Stature (Continued)

<u>\bar{X}</u> <u>cm./in.</u>	<u>Sex</u>	<u>Age</u>	<u>N</u>	<u>Race</u>	<u>Author</u>
75.17 (29.59)	M	1 yr.	18	Cauc.	Gray (1931)
75.42 (29.69)	F	1 yr.	12	Cauc.	Gray (1931)
89.62 (35.28)	M	2 yr.	21	Cauc.	Gray (1931)
85.43 (33.63)	F	2 yr.	21	Cauc.	Gray (1931)
96.75 (38.09)	M	3 yr.	28	Cauc.	Gray (1931)
95.91 (37.76)	F	3 yr.	23	Cauc.	Gray (1931)
104.68 (41.21)	M	4 yr.	34	Cauc.	Gray (1931)
103.53 (40.76)	F	4 yr.	34	Cauc.	Gray (1931)
111.18 (43.77)	M	5 yr.	74	Cauc.	Gray (1931)
111.08 (43.73)	F	5 yr.	51	Cauc.	Gray (1931)
118.59 (46.69)	M	6 yr.	114	Cauc.	Gray (1931)
118.05 (46.48)	F	6 yr.	74	Cauc.	Gray (1931)
124.72 (49.10)	M	7 yr.	143	Cauc.	Gray (1931)
124.10 (48.86)	F	7 yr.	90	Cauc.	Gray (1931)
131.06 (51.60)	M	8 yr.	147	Cauc.	Gray (1931)
130.74 (51.47)	F	8 yr.	100	Cauc.	Gray (1931)
135.84 (53.48)	M	9 yr.	167	Cauc.	Gray (1931)
135.91 (53.51)	F	9 yr.	122	Cauc.	Gray (1931)
141.19 (55.59)	M	10 yr.	173	Cauc.	Gray (1931)
140.12 (55.17)	F	10 yr.	110	Cauc.	Gray (1931)
145.44 (57.25)	M	11 yr.	201	Cauc.	Gray (1931)
146.05 (57.50)	F	11 yr.	139	Cauc.	Gray (1931)
150.35 (59.19)	M	12 yr.	247	Cauc.	Gray (1931)
152.02 (59.85)	F	12 yr.	126	Cauc.	Gray (1931)

Stature (Continued)

<u>cm./in.</u> \bar{X}	<u>Sex</u>	<u>Age</u>	<u>N</u>	<u>Race</u>	<u>Author</u>
156.45 (61.59)	M	13 yr.	293	Cauc.	Gray (1931)
157.19 (61.89)	F	13 yr.	124	Cauc.	Gray (1931)
162.41 (63.94)	M	14 yr.	373	Cauc.	Gray (1931)
160.11 (63.04)	F	14 yr.	108	Cauc.	Gray (1931)
118.50* (46.70)	M	6 yr.	489	Cauc.	Hamill, P. et al (1970)
119.10 (46.90)	M	6 yr.	84	Neg.	Hamill, P. et al (1970)
117.70 (46.30)	F	6 yr.	461	Cauc.	Hamill, P. et al (1970)
118.50 (46.70)	F	6 yr.	72	Neg.	Hamill, P. et al (1970)
124.50 (49.00)	M	7 yr.	551	Cauc.	Hamill, P. et al (1970)
125.20 (49.30)	M	7 yr.	79	Neg.	Hamill, P. et al (1970)
123.40 (48.60)	F	7 yr.	512	Cauc.	Hamill, P. et al (1970)
124.60 (49.10)	F	7 yr.	93	Neg.	Hamill, P. et al (1970)
129.80 (51.10)	M	8 yr.	537	Cauc.	Hamill, P. et al (1970)
131.30 (51.70)	M	8 yr.	79	Neg.	Hamill, P. et al (1970)
129.40 (50.90)	F	8 yr.	498	Cauc.	Hamill, P. et al (1970)
129.40 (50.90)	F	8 yr.	113	Neg.	Hamill, P. et al (1970)
135.50 (53.30)	M	9 yr.	525	Cauc.	Hamill, P. et al (1970)
135.00 (53.10)	M	9 yr.	74	Neg.	Hamill, P. et al (1970)
135.10 (53.20)	F	9 yr.	494	Cauc.	Hamill, P. et al (1970)
137.50 (54.10)	F	9 yr.	84	Neg.	Hamill, P. et al (1970)
140.30 (55.20)	M	10 yr.	509	Cauc.	Hamill, P. et al (1970)
139.60 (55.00)	M	10 yr.	65	Neg.	Hamill, P. et al (1970)
140.80 (55.40)	F	10 yr.	505	Cauc.	Hamill, P. et al (1970)

*Measurement erect with back and heels against upright measuring bar.

Stature (Continued)

\bar{X} cm./in.	Sex	Age	N	Race	Author
141.80 (55.80)	F	10 yr.	77	Neg.	Hamill, P. et al (1970)
145.70 (57.40)	M	11 yr.	542	Cauc.	Hamill, P. et al (1970)
145.70 (57.40)	M	11 yr.	83	Neg.	Hamill, P. et al (1970)
147.30 (58.00)	F	11 yr.	477	Cauc.	Hamill, P. et al (1970)
149.20 (58.70)	F	11 yr.	84	Neg.	Hamill, P. et al (1970)
61.03* (24.03)	M	3 mo.	264	Cauc.	Kasius (1957)
67.89 (26.73)	M	6 mo.	234	Cauc.	Kasius (1957)
76.75 (30.22)	M	12 mo.	131	Cauc.	Kasius (1957)
61.19 (24.09)	M	3 mo.	152	Neg.	Kasius (1957)
67.90 (26.73)	M	6 mo.	138	Neg.	Kasius (1957)
76.87 (30.26)	M	12 mo.	91	Neg.	Kasius (1957)
59.88 (23.57)	F	3 mo.	247	Cauc.	Kasius (1957)
66.26 (26.09)	F	6 mo.	212	Cauc.	Kasius (1957)
74.83 (29.46)	F	12 mo.	124	Cauc.	Kasius (1957)
59.98 (23.61)	F	3 mo.	129	Neg.	Kasius (1957)
66.14 (26.04)	F	6 mo.	119	Neg.	Kasius (1957)
75.60 (29.76)	F	12 mo.	82	Neg.	Kasius (1957)
121.40 (47.80)	M	7 yr.	162	Cauc.	Krogman (1970)
126.80 (49.92)	M	8 yr.	214	Cauc.	Krogman (1970)
131.40 (51.73)	M	9 yr.	289	Cauc.	Krogman (1970)
138.30 (54.45)	M	10 yr.	299	Cauc.	Krogman (1970)
142.80 (56.22)	M	11 yr.	266	Cauc.	Krogman (1970)
147.80 (58.19)	M	12 yr.	215	Cauc.	Krogman (1970)
156.40 (61.57)	M	13 yr.	146	Cauc.	Krogman (1970)

*This measurement labeled as crown-sole.

Stature (Continued)

\bar{X} cm./in.	Sex	Age	N	Race	Author
163.40 (64.33)	M	14 yr.	112	Cauc.	Krogman (1970)
122.20 (48.11)	M	7 yr.	146	Neg.	Krogman (1970)
127.40 (50.16)	M	8 yr.	167	Neg.	Krogman (1970)
132.30 (52.09)	M	9 yr.	133	Neg.	Krogman (1970)
137.50 (54.13)	M	10 yr.	106	Neg.	Krogman (1970)
141.80 (55.83)	M	11 yr.	117	Neg.	Krogman (1970)
146.60 (57.72)	M	12 yr.	95	Neg.	Krogman (1970)
154.90 (60.98)	M	13 yr.	58	Neg.	Krogman (1970)
160.70 (63.26)	M	14 yr.	57	Neg.	Krogman (1970)
121.40 (47.80)	F	7 yr.	153	Cauc.	Krogman (1970)
125.20 (49.29)	F	8 yr.	217	Cauc.	Krogman (1970)
130.40 (51.34)	F	9 yr.	307	Cauc.	Krogman (1970)
136.70 (53.81)	F	10 yr.	344	Cauc.	Krogman (1970)
141.60 (55.75)	F	11 yr.	314	Cauc.	Krogman (1970)
147.20 (57.95)	F	12 yr.	262	Cauc.	Krogman (1970)
152.40 (60.00)	F	13 yr.	170	Cauc.	Krogman (1970)
156.40 (61.57)	F	14 yr.	106	Cauc.	Krogman (1970)
121.80 (47.95)	F	7 yr.	147	Neg.	Krogman (1970)
126.70 (49.88)	F	8 yr.	144	Neg.	Krogman (1970)
132.10 (52.01)	F	9 yr.	150	Neg.	Krogman (1970)
139.20 (54.80)	F	10 yr.	135	Neg.	Krogman (1970)
145.90 (57.44)	F	11 yr.	119	Neg.	Krogman (1970)
149.60 (58.90)	F	12 yr.	83	Neg.	Krogman (1970)
154.00 (60.63)	F	13 yr.	59	Neg.	Krogman (1970)
159.80 (62.91)	F	14 yr.	52	Neg.	Krogman (1970)

Stature (Continued)

<u>\bar{X}</u> cm./in.	<u>Sex</u>	<u>Age</u>	<u>N</u>	<u>Race</u>	<u>Author</u>
115.32* (45.40)	M	5 yr.	12		Martin, W. (1955)
116.84 (46.00)	M	6 yr.	114		Martin, W. (1955)
124.21 (48.90)	M	7 yr.	102		Martin, W. (1955)
129.54 (51.00)	M	8 yr.	108		Martin, W. (1955)
136.14 (53.60)	M	9 yr.	91		Martin, W. (1955)
140.21 (55.20)	M	10 yr.	114		Martin, W. (1955)
146.30 (57.60)	M	11 yr.	103		Martin, W. (1955)
149.10 (58.70)	M	12 yr.	100		Martin, W. (1955)
156.46 (61.60)	M	13 yr.	111		Martin, W. (1955)
163.83 (64.50)	M	14 yr.	175		Martin, W. (1955)
111.51 (43.90)	F	5 yr.	12		Martin, W. (1955)
116.33 (45.80)	F	6 yr.	91		Martin, W. (1955)
122.43 (48.20)	F	7 yr.	86		Martin, W. (1955)
129.54 (51.00)	F	8 yr.	88		Martin, W. (1955)
133.86 (52.70)	F	9 yr.	96		Martin, W. (1955)
140.97 (55.50)	F	10 yr.	79		Martin, W. (1955)
148.34 (58.40)	F	11 yr.	99		Martin, W. (1955)
153.42 (60.40)	F	12 yr.	104		Martin, W. (1955)
157.48 (62.00)	F	13 yr.	131		Martin, W. (1955)
161.54 (63.60)	F	14 yr.	143		Martin, W. (1955)
65.42** (25.76)	M	3-6 mo.	117	Cauc.	Meredith (1935)
70.58 (27.70)	M	6-9 mo.	159	Cauc.	Meredith (1935)

*Stature measured with shoes on.

**Measuring board used to measure infant stature. Post infant measurements taken erect against wall.

Stature (Continued)

\bar{X} cm./in.	Sex	Age	N	Race	Author
74.83 (29.46)	M	9-12 mo.	154	Cauc.	Meredith (1935)
78.19 (30.78)	M	12-15 mo.	145	Cauc.	Meredith (1935)
81.15 (31.95)	M	15-18 mo.	125	Cauc.	Meredith (1935)
84.43 (33.24)	M	1 1/2-1 3/4 yr.	117	Cauc.	Meredith (1935)
87.21 (34.33)	M	1 3/4-2 yr.	103	Cauc.	Meredith (1935)
89.85 (35.37)	M	2-2 1/4 yr.	105	Cauc.	Meredith (1935)
91.11 (35.87)	M	2 1/4-2 1/2 yr.	107	Cauc.	Meredith (1935)
93.57 (36.84)	M	2 1/2-2 3/4 yr.	141	Cauc.	Meredith (1935)
95.80 (37.72)	M	2 3/4-3 yr.	132	Cauc.	Meredith (1935)
97.84 (38.52)	M	3-3 1/2 yr.	260	Cauc.	Meredith (1935)
101.66 (40.02)	M	3 1/2-4 yr.	305	Cauc.	Meredith (1935)
104.99 (41.33)	M	4-4 1/2 yr.	305	Cauc.	Meredith (1935)
108.48 (42.71)	M	4 1/2-5 yr.	355	Cauc.	Meredith (1935)
111.40 (43.86)	M	5-5 1/2 yr.	445	Cauc.	Meredith (1935)
114.49 (45.07)	M	5 1/2-6 yr.	440	Cauc.	Meredith (1935)
117.41 (46.22)	M	6-6 1/2 yr.	308	Cauc.	Meredith (1935)
121.91 (48.00)	M	6 1/2-7 1/2 yr.	575	Cauc.	Meredith (1935)
128.13 (50.44)	M	7 1/2-8 1/2 yr.	493	Cauc.	Meredith (1935)
133.71 (52.64)	M	8 1/2-9 1/2 yr.	478	Cauc.	Meredith (1935)
138.94 (54.70)	M	9 1/2-10 1/2 yr.	390	Cauc.	Meredith (1935)
143.20 (56.38)	M	10 1/2-11 1/2 yr.	368	Cauc.	Meredith (1935)
147.81 (58.19)	M	11 1/2-12 1/2 yr.	340	Cauc.	Meredith (1935)
153.31 (60.36)	M	12 1/2-13 1/2 yr.	345	Cauc.	Meredith (1935)
159.39 (62.75)	M	13 1/2-14 1/2 yr.	345	Cauc.	Meredith (1935)

Stature (Continued)

\bar{x} cm./in.	Sex	Age	N	Race	Author
122.20 (48.11)	M	7 yr.	260	Cauc.	Meredith (1953)
138.80 (54.65)	M	10 yr.	208	Cauc.	Meredith (1953)
121.40 (47.80)	F	7 yr.	168	Cauc.	Meredith (1953)
132.70 (52.24)	F	9 yr.	160	Cauc.	Meredith (1953)
144.40 (56.85)	F	11 yr.	145	Cauc.	Meredith (1953)
133.70 (52.64)	F	9 yr.	141	Cauc.	Meredith (1962)
144.10 (56.73)	F	11 yr.	110	Cauc.	Meredith (1962)
156.70 (61.69)	F	13 yr.	139	Cauc.	Meredith (1962)
54.61 (21.50)	M	1 mo.	1394		Norval (1951)
58.17 (22.90)	M	2 mo.	1432		Norval (1951)
61.21 (24.10)	M	3 mo.	1322		Norval (1951)
64.01 (25.20)	M	4 mo.	1179		Norval (1951)
66.04 (26.00)	M	5 mo.	1058		Norval (1951)
67.82 (26.70)	M	6 mo.	1041		Norval (1951)
69.60 (27.40)	M	7 mo.	899		Norval (1951)
70.87 (27.90)	M	8 mo.	851		Norval (1951)
72.14 (28.40)	M	9 mo.	773		Norval (1951)
73.15 (28.80)	M	10 mo.	686		Norval (1951)
74.68 (29.40)	M	11 mo.	581		Norval (1951)
53.85 (21.20)	F	1 mo.	1201		Norval (1951)
57.15 (22.50)	F	2 mo.	1187		Norval (1951)
59.94 (23.60)	F	3 mo.	1095		Norval (1951)
62.48 (24.60)	F	4 mo.	1013		Norval (1951)

Stature (Continued)

\bar{X} cm./in.	Sex	Age	N	Race	Author
64.52 (25.40)	F	5 mo.	927		Norval (1951)
66.29 (26.10)	F	6 mo.	861		Norval (1951)
67.56 (26.60)	F	7 mo.	803		Norval (1951)
69.09 (27.20)	F	8 mo.	721		Norval (1951)
70.36 (27.70)	F	9 mo.	671		Norval (1951)
71.63 (28.20)	F	10 mo.	598		Norval (1951)
72.90 (28.70)	F	11 mo.	495		Norval (1951)
104.07 (40.97)	M	4 yr.	838	Cauc.	Obrien et al (1941)
104.36 (41.09)	F	4 yr.	1007	Cauc.	Obrien et al (1941)
111.89 (44.05)	M	5 yr.	2169	Cauc.	Obrien et al (1941)
110.87 (43.65)	F	5 yr.	2596	Cauc.	Obrien et al (1941)
117.81 (46.38)	M	6 yr.	4157	Cauc.	Obrien et al (1941)
116.81 (45.99)	F	6 yr.	4559	Cauc.	Obrien et al (1941)
123.26 (48.53)	M	7 yr.	5098	Cauc.	Obrien et al (1941)
122.19 (48.11)	F	7 yr.	5367	Cauc.	Obrien et al (1941)
128.67 (50.66)	M	8 yr.	5893	Cauc.	Obrien et al (1941)
127.71 (50.28)	F	8 yr.	5754	Cauc.	Obrien et al (1941)
133.79 (52.67)	M	9 yr.	6242	Cauc.	Obrien et al (1941)
132.66 (52.23)	F	9 yr.	6174	Cauc.	Obrien et al (1941)
138.48 (54.52)	M	10 yr.	6646	Cauc.	Obrien et al (1941)
138.19 (54.40)	F	10 yr.	6253	Cauc.	Obrien et al (1941)
143.01 (56.30)	M	11 yr.	6488	Cauc.	Obrien et al (1941)
144.11 (56.74)	F	11 yr.	6132	Cauc.	Obrien et al (1941)
148.15 (58.33)	M	12 yr.	6612	Cauc.	Obrien et al (1941)

Stature (Continued)

<u>\bar{X}</u> <u>cm./in.</u>	<u>Sex</u>	<u>Age</u>	<u>N</u>	<u>Race</u>	<u>Author</u>
150.14 (59.11)	F	12 yr.	5865	Cauc.	Obrien et al (1941)
154.10 (60.67)	M	13 yr.	6255	Cauc.	Obrien et al (1941)
154.98 (61.02)	F	13 yr.	5133	Cauc.	Obrien et al (1941)
160.28 (63.10)	M	14 yr.	4777	Cauc.	Obrien et al (1941)
157.90 (62.17)	F	14 yr.	3633	Cauc.	Obrien et al (1941)
54.86* (21.60)	M	1 mo.	150	Cauc.	Peatman (1938)
51.76 (22.90)	M	2 mo.	172	Cauc.	Peatman (1938)
61.47 (24.20)	M	3 mo.	183	Cauc.	Peatman (1938)
64.52 (25.40)	M	4 mo.	170	Cauc.	Peatman (1938)
66.55 (26.20)	M	5 mo.	160	Cauc.	Peatman (1938)
68.58 (27.00)	M	6 mo.	156	Cauc.	Peatman (1938)
70.10 (27.60)	M	7 mo.	141	Cauc.	Peatman (1938)
71.12 (28.00)	M	8 mo.	130	Cauc.	Peatman (1938)
73.15 (28.80)	M	9 mo.	122	Cauc.	Peatman (1938)
73.66 (29.00)	M	10 mo.	121	Cauc.	Peatman (1938)
74.93 (29.50)	M	11 mo.	115	Cauc.	Peatman (1938)
76.71 (30.20)	M	12 mo.	144	Cauc.	Peatman (1938)
79.50 (31.30)	M	15 mo.	141	Cauc.	Peatman (1938)
82.04 (32.30)	M	1 1/2 yr.	108	Cauc.	Peatman (1938)
85.34 (33.60)	M	1 3/4 yr.	87	Cauc.	Peatman (1938)
88.14 (34.70)	M	2 yr.	101	Cauc.	Peatman (1938)
92.47 (36.40)	M	2 1/2 yr.	101	Cauc.	Peatman (1938)
97.28 (38.30)	M	2 3/4 yr.	93	Cauc.	Peatman (1938)

*Measured recumbent up to 3 years old.

Stature (Continued)

<u>\bar{x}</u> <u>cm./in.</u>	<u>Sex</u>	<u>Age</u>	<u>N</u>	<u>Race</u>	<u>Author</u>
100.33 (39.50)	M	3 yr.	65	Cauc.	Peatman (1938)
104.39 (41.10)	M	3 1/2 yr.	63	Cauc.	Peatman (1938)
108.46 (42.70)	M	3 3/4 yr.	43	Cauc.	Peatman (1938)
110.49 (43.50)	M	4 yr.	67	Cauc.	Peatman (1938)
54.10 (21.30)	F	1 mo.	129	Cauc.	Peatman (1938)
56.90 (22.40)	F	2 mo.	165	Cauc.	Peatman (1938)
60.20 (23.70)	F	3 mo.	160	Cauc.	Peatman (1938)
63.25 (24.90)	F	4 mo.	162	Cauc.	Peatman (1938)
64.77 (25.50)	F	5 mo.	159	Cauc.	Peatman (1938)
66.29 (26.10)	F	6 mo.	147	Cauc.	Peatman (1938)
68.07 (26.80)	F	7 mo.	137	Cauc.	Peatman (1938)
69.60 (27.40)	F	8 mo.	132	Cauc.	Peatman (1938)
71.12 (28.00)	F	9 mo.	116	Cauc.	Peatman (1938)
72.14 (28.40)	F	10 mo.	109	Cauc.	Peatman (1938)
73.41 (28.90)	F	11 mo.	96	Cauc.	Peatman (1938)
74.42 (29.30)	F	12 mo.	152	Cauc.	Peatman (1938)
77.72 (30.60)	F	15 mo.	117	Cauc.	Peatman (1938)
81.03 (31.90)	F	1 1/2 yr.	106	Cauc.	Peatman (1938)
83.57 (32.90)	F	1 3/4 yr.	85	Cauc.	Peatman (1938)
86.61 (34.10)	F	2 yr.	108	Cauc.	Peatman (1938)
90.93 (35.80)	F	2 1/2 yr.	100	Cauc.	Peatman (1938)
95.00 (37.40)	F	2 3/4 yr.	82	Cauc.	Peatman (1938)
98.81 (38.90)	F	3 yr.	71	Cauc.	Peatman (1938)
103.12 (40.60)	F	3 1/2 yr.	74	Cauc.	Peatman (1938)

Stature (Continued)

<u>\bar{x}</u> cm./in.	<u>Sex</u>	<u>Age</u>	<u>N</u>	<u>Race</u>	<u>Author</u>
106.42 (41.90)	F	3 3/4 yr.	48	Cauc.	Peatman (1938)
110.24 (43.40)	F	4 yr.	61	Cauc.	Peatman (1938)
53.10 (20.92)	M	1 mo.	41	Neg.	Scott (1962)
56.31 (22.19)	M	2 mo.	41	Neg.	Scott (1962)
59.49 (23.44)	M	3 mo.	41	Neg.	Scott (1962)
62.33 (24.56)	M	4 mo.	41	Neg.	Scott (1962)
64.67 (25.48)	M	5 mo.	41	Neg.	Scott (1962)
66.69 (26.28)	M	6 mo.	41	Neg.	Scott (1962)
68.38 (26.94)	M	7 mo.	41	Neg.	Scott (1962)
69.82 (27.51)	M	8 mo.	41	Neg.	Scott (1962)
71.22 (28.06)	M	9 mo.	41	Neg.	Scott (1962)
72.51 (28.57)	M	10 mo.	41	Neg.	Scott (1962)
73.74 (29.05)	M	11 mo.	41	Neg.	Scott (1962)
74.90 (29.51)	M	12 mo.	41	Neg.	Scott (1962)
76.10 (29.96)	M	13 mo.	41	Neg.	Scott (1962)
52.90 (20.84)	F	1 mo.	57	Neg.	Scott (1962)
55.90 (22.03)	F	2 mo.	57	Neg.	Scott (1962)
58.70 (23.13)	F	3 mo.	57	Neg.	Scott (1962)
61.24 (24.13)	F	4 mo.	57	Neg.	Scott (1962)
63.40 (24.98)	F	5 mo.	57	Neg.	Scott (1962)
65.36 (25.75)	F	6 mo.	57	Neg.	Scott (1962)
67.01 (26.40)	F	7 mo.	57	Neg.	Scott (1962)
68.55 (27.01)	F	8 mo.	57	Neg.	Scott (1962)

Stature (Continued)

<u>\bar{X}</u> cm./in.	<u>Sex</u>	<u>Age</u>	<u>N</u>	<u>Race</u>	<u>Author</u>
69.95 (27.56)	F	9 mo.	57	Neg.	Scott (1962)
71.33 (28.10)	F	10 mo.	57	Neg.	Scott (1962)
72.61 (28.61)	F	11 mo.	57	Neg.	Scott (1962)
73.80 (29.08)	F	12 mo.	57	Neg.	Scott (1962)
74.96 (29.51)	F	13 mo.	57	Neg.	Scott (1962)
61.35* (24.15)	M	3 mo.	137		Simmons & Todd (1938)
67.23 (26.47)	M	6 mo.	147		Simmons & Todd (1938)
71.97 (28.33)	M	9 mo.	151		Simmons & Todd (1938)
76.14 (29.98)	M	12 mo.	154		Simmons & Todd (1938)
82.23 (32.37)	M	18 mo.	152		Simmons & Todd (1938)
87.43 (34.42)	M	2 yr.	157		Simmons & Todd (1938)
92.21 (36.30)	M	2 1/2 yr.	164		Simmons & Todd (1938)
96.23 (37.89)	M	3 yr.	168		Simmons & Todd (1938)
100.18 (39.44)	M	3 1/2 yr.	164		Simmons & Todd (1938)
103.97 (40.93)	M	4 yr.	157		Simmons & Todd (1938)
107.75 (42.42)	M	4 1/2 yr.	166		Simmons & Todd (1938)
110.94 (43.68)	M	5 yr.	160		Simmons & Todd (1938)
117.24 (46.16)	M	6 yr.	113		Simmons & Todd (1938)
123.89 (48.78)	M	7 yr.	104		Simmons & Todd (1938)
130.13 (51.23)	M	8 yr.	88		Simmons & Todd (1938)
135.98 (53.53)	M	9 yr.	77		Simmons & Todd (1938)
141.38 (55.66)	M	10 yr.	100		Simmons & Todd (1938)
146.52 (57.68)	M	11 yr.	99		Simmons & Todd (1938)

*Birth to 1 year old stature measurements made on measuring couch. All other ages measured (shoes removed) standing erect away from wall.

Stature (Continued)

\bar{X} cm./in.	Sex	Age	N	Race	Author
151.09 (59.48)	M	12 yr.	106		Simmons & Todd (1938)
156.71 (61.70)	M	13 yr.	71		Simmons & Todd (1938)
59.29 (23.34)	F	3 mo.	116		Simmons & Todd (1938)
65.57 (25.81)	F	6 mo.	132		Simmons & Todd (1938)
70.25 (27.66)	F	9 mo.	141		Simmons & Todd (1938)
74.25 (29.23)	F	12 mo.	148		Simmons & Todd (1938)
80.60 (31.73)	F	18 mo.	149		Simmons & Todd (1938)
86.16 (33.92)	F	2 yr.	165		Simmons & Todd (1938)
91.12 (35.87)	F	2 1/2 yr.	170		Simmons & Todd (1938)
95.47 (37.59)	F	3 yr.	183		Simmons & Todd (1938)
99.50 (39.17)	F	3 1/2 yr.	182		Simmons & Todd (1938)
103.17 (40.62)	F	4 yr.	179		Simmons & Todd (1938)
106.99 (42.12)	F	4 yr.	186		Simmons & Todd (1938)
110.35 (43.44)	F	5 yr.	172		Simmons & Todd (1938)
117.41 (46.22)	F	6 yr.	121		Simmons & Todd (1938)
123.21 (48.51)	F	7 yr.	114		Simmons & Todd (1938)
129.29 (50.90)	F	8 yr.	73		Simmons & Todd (1938)
135.66 (53.41)	F	9 yr.	66		Simmons & Todd (1938)
140.75 (55.41)	F	10 yr.	88		Simmons & Todd (1938)
147.65 (58.13)	F	11 yr.	101		Simmons & Todd (1938)
155.29 (61.14)	F	12 yr.	88		Simmons & Todd (1938)
159.85 (62.93)	F	13 yr.	48		Simmons & Todd (1938)
88.34 (34.78)	M	2 yr.	66	Cauc.	Tuddenham (1953)
87.26 (34.35)	F	2 yr.	70	Cauc.	Tuddenham (1953)

Stature (Continued)

<u>cm.</u> / <u>in.</u>	<u>Sex</u>	<u>Age</u>	<u>N</u>	<u>Race</u>	<u>Author</u>
96.71 (38.07)	M	3 yr.	66	Cauc.	Tuddenham (1953)
95.45 (37.58)	F	3 yr.	70	Cauc.	Tuddenham (1953)
104.27 (41.05)	M	4 yr.	66	Cauc.	Tuddenham (1953)
102.99 (40.55)	F	4 yr.	70	Cauc.	Tuddenham (1953)
111.13 (43.75)	M	5 yr.	66	Cauc.	Tuddenham (1953)
110.26 (43.41)	F	5 yr.	70	Cauc.	Tuddenham (1953)
117.47 (46.25)	M	6 yr.	66	Cauc.	Tuddenham (1953)
117.25 (46.16)	F	6 yr.	70	Cauc.	Tuddenham (1953)
124.01 (48.82)	M	7 yr.	66	Cauc.	Tuddenham (1953)
123.41 (48.59)	F	7 yr.	70	Cauc.	Tuddenham (1953)
130.06 (51.20)	M	8 yr.	66	Cauc.	Tuddenham (1953)
129.16 (50.85)	F	8 yr.	70	Cauc.	Tuddenham (1953)
135.95 (53.52)	M	9 yr.	66	Cauc.	Tuddenham (1953)
135.15 (53.21)	F	9 yr.	70	Cauc.	Tuddenham (1953)
141.31 (55.63)	M	10 yr.	66	Cauc.	Tuddenham (1953)
140.95 (55.49)	F	10 yr.	70	Cauc.	Tuddenham (1953)
146.54 (57.69)	M	11 yr.	66	Cauc.	Tuddenham (1953)
147.59 (58.11)	F	11 yr.	70	Cauc.	Tuddenham (1953)
152.21 (59.93)	M	12 yr.	66	Cauc.	Tuddenham (1953)
154.46 (60.81)	F	12 yr.	70	Cauc.	Tuddenham (1953)
158.83 (62.53)	M	13 yr.	66	Cauc.	Tuddenham (1953)
159.78 (62.91)	F	13 yr.	70	Cauc.	Tuddenham (1953)
165.80 (65.28)	M	14 yr.	66	Cauc.	Tuddenham (1953)
163.09 (64.21)	F	14 yr.	70	Cauc.	Tuddenham (1953)

Stature (Continued)

\bar{X} cm./in.	Sex	Age	N	Race	Author
121.64* (47.89)	M	7 yr.	109	Cauc.	Whitacre (1939)
125.91 (49.57)	M	8 yr.	230	Cauc.	Whitacre (1939)
130.31 (51.31)	M	9 yr.	267	Cauc.	Whitacre (1939)
135.31 (53.27)	M	10 yr.	325	Cauc.	Whitacre (1939)
139.57 (54.95)	M	11 yr.	287	Cauc.	Whitacre (1939)
142.90 (56.26)	M	12 yr.	125	Cauc.	Whitacre (1939)
147.07 (57.90)	M	13 yr.	51	Cauc.	Whitacre (1939)
119.91 (47.21)	F	7 yr.	127	Cauc.	Whitacre (1939)
124.94 (49.19)	F	8 yr.	221	Cauc.	Whitacre (1939)
130.18 (51.25)	F	9 yr.	248	Cauc.	Whitacre (1939)
135.38 (53.30)	F	10 yr.	270	Cauc.	Whitacre (1939)
140.34 (55.25)	F	11 yr.	203	Cauc.	Whitacre (1939)
145.44 (57.26)	F	12 yr.	106	Cauc.	Whitacre (1939)
148.49 (58.46)	F	13 yr.	24	Cauc.	Whitacre (1939)
119.33 (46.98)	M	7 yr.	42	Neg.	Whitacre (1939)
124.66 (49.08)	M	8 yr.	104	Neg.	Whitacre (1939)
129.87 (51.13)	M	9 yr.	145	Neg.	Whitacre (1939)
136.27 (53.65)	M	10 yr.	151	Neg.	Whitacre (1939)
140.39 (55.27)	M	11 yr.	135	Neg.	Whitacre (1939)
144.86 (57.03)	M	12 yr.	140	Neg.	Whitacre (1939)
150.01 (59.06)	M	13 yr.	144	Neg.	Whitacre (1939)
156.46 (61.60)	M	14 yr.	150	Neg.	Whitacre (1939)
116.92 (46.03)	F	7 yr.	30	Neg.	Whitacre (1939)
121.36 (47.78)	F	8 yr.	99	Neg.	Whitacre (1939)

*Stature taken barefoot.

Stature (Continued)

\bar{X} cm./in.	Sex	Age	N	Race	Author
127.97 (50.38)	F	9 yr.	141	Neg.	Whitacre (1939)
134.44 (52.93)	F	10 yr.	159	Neg.	Whitacre (1939)
142.49 (56.10)	F	11 yr.	149	Neg.	Whitacre (1939)
148.69 (58.54)	F	12 yr.	176	Neg.	Whitacre (1939)
153.75 (60.53)	F	13 yr.	159	Neg.	Whitacre (1939)
157.15 (61.87)	F	14 yr.	146	Neg.	Whitacre (1939)
86.8 * (34.17)	M	2 yr.	46	Cauc.	Vickers (1943)
85.9 (33.82)	F	2 yr.	49	Cauc.	Vickers (1943)
91.4 (35.98)	M	2 1/2 yr.	58	Cauc.	Vickers (1943)
90.8 (35.75)	F	2 1/2 yr.	61	Cauc.	Vickers (1943)
94.8 (37.32)	M	3 yr.	77	Cauc.	Vickers (1943)
94.6 (37.24)	F	3 yr.	79	Cauc.	Vickers (1943)
98.5 (38.78)	M	3 1/2 yr.	90	Cauc.	Vickers (1943)
98.4 (38.74)	F	3 1/2 yr.	85	Cauc.	Vickers (1943)
102.5 (40.35)	M	4 yr.	85	Cauc.	Vickers (1943)
101.0 (39.76)	F	4 yr.	90	Cauc.	Vickers (1943)
105.8 (41.65)	M	4 1/2 yr.	92	Cauc.	Vickers (1943)
104.6 (41.18)	F	4 1/2 yr.	91	Cauc.	Vickers (1943)
108.9 (42.87)	M	5 yr.	87	Cauc.	Vickers (1943)
108.0 (42.52)	F	5 yr.	88	Cauc.	Vickers (1943)
112.4 (44.25)	M	5 1/2 yr.	80	Cauc.	Vickers (1943)
111.5 (43.90)	F	5 1/2 yr.	78	Cauc.	Vickers (1943)
115.6 (45.61)	M	6 yr.	76	Cauc.	Vickers (1943)

*Stature taken erect from 2 years old.

Stature (Continued)

<u>\bar{X}</u> cm./in.	<u>Sex</u>	<u>Age</u>	<u>N</u>	<u>Race</u>	<u>Author</u>
113.9 (44.85)	F	6 yr.	68	Cauc.	Vickers (1943)
118.7 (46.73)	M	6 1/2 yr.	68	Cauc.	Vickers (1943)
116.8 (45.98)	F	6 1/2 yr.	64	Cauc.	Vickers (1943)
121.5 (47.83)	M	7 yr.	63	Cauc.	Vickers (1943)
119.5 (47.05)	F	7 yr.	61	Cauc.	Vickers (1943)
124.1 (48.86)	M	7 1/2 yr.	56	Cauc.	Vickers (1943)
122.5 (48.23)	F	7 1/2 yr.	48	Cauc.	Vickers (1943)
127.4 (50.16)	M	8 yr.	56	Cauc.	Vickers (1943)
124.9 (49.17)	F	8 yr.	47	Cauc.	Vickers (1943)
129.6 (51.02)	M	8 1/2 yr.	37	Cauc.	Vickers (1943)
127.0 (50.00)	F	8 1/2 yr.	37	Cauc.	Vickers (1943)
131.9 (51.93)	M	9 yr.	40	Cauc.	Vickers (1943)
130.9 (51.53)	F	9 yr.	34	Cauc.	Vickers (1943)
134.7 (53.03)	M	9 1/2 yr.	31	Cauc.	Vickers (1943)
132.3 (52.09)	F	9 1/2 yr.	27	Cauc.	Vickers (1943)
137.0 (53.94)	M	10 yr.	26	Cauc.	Vickers (1943)
136.5 (53.74)	F	10 yr.	24	Cauc.	Vickers (1943)
60.4 * (23.77)	M	3 mo.	121	Cauc.	Vickers (1943)
59.4 (23.39)	F	3 mo.	122	Cauc.	Vickers (1943)
67.0 (26.38)	M	6 mo.	110	Cauc.	Vickers (1943)
65.7 (25.87)	F	6 mo.	131	Cauc.	Vickers (1943)
71.5 (28.15)	M	9 mo.	115	Cauc.	Vickers (1943)
70.1 (27.60)	F	9 mo.	117	Cauc.	Vickers (1943)

*An additional Stature-recumbent measurement taken for subjects 3 mo.-10 yrs.

Stature (Continued)

\bar{X} cm./in.	Sex	Age	N	Race	Author
74.3 (29.25)	M	1 yr.	113	Cauc.	Vickers (1943)
75.5 (29.72)	F	1 yr.	121	Cauc.	Vickers (1943)
82.4 (32.44)	M	1 1/2 yr.	105	Cauc.	Vickers (1943)
81.4 (32.05)	F	1 1/2 yr.	109	Cauc.	Vickers (1943)
88.1 (34.68)	M	2 yr.	101	Cauc.	Vickers (1943)
86.8 (34.17)	F	2 yr.	106	Cauc.	Vickers (1943)
92.6 (36.46)	M	2 1/2 yr.	105	Cauc.	Vickers (1943)
91.8 (36.14)	F	2 1/2 yr.	100	Cauc.	Vickers (1943)
96.3 (37.91)	M	3 yr.	99	Cauc.	Vickers (1943)
95.8 (37.72)	F	3 yr.	100	Cauc.	Vickers (1943)
100.1 (39.41)	M	3 1/2 yr.	95	Cauc.	Vickers (1943)
99.7 (39.25)	F	3 1/2 yr.	100	Cauc.	Vickers (1943)
104.0 (40.94)	M	4 yr.	88	Cauc.	Vickers (1943)
103.2 (40.63)	F	4 yr.	93	Cauc.	Vickers (1943)
107.00 (42.13)	M	4 1/2 yr.	89	Cauc.	Vickers (1943)
106.8 (42.05)	F	4 1/2 yr.	91	Cauc.	Vickers (1943)
110.2 (43.38)	M	5 yr.	88	Cauc.	Vickers (1943)
110.2 (43.39)	F	5 yr.	88	Cauc.	Vickers (1943)
113.6 (44.72)	M	5 1/2 yr.	78	Cauc.	Vickers (1943)
113.4 (44.65)	F	5 1/2 yr.	79	Cauc.	Vickers (1943)
116.7 (45.94)	M	6 yr.	70	Cauc.	Vickers (1943)
116.0 (45.67)	F	6 yr.	68	Cauc.	Vickers (1943)
119.9 (47.20)	M	6 1/2 yr.	68	Cauc.	Vickers (1943)
119.2 (46.93)	F	6 1/2 yr.	65	Cauc.	Vickers (1943)
122.6 (48.27)	M	7 yr.	63	Cauc.	Vickers (1943)

Stature (Continued)

<u>\bar{X}</u> cm./in.	<u>Sex</u>	<u>Age</u>	<u>N</u>	<u>Race</u>	<u>Author</u>
121.5 (47.83)	F	7 yr.	61	Cauc.	Vickers (1943)
125.4 (49.37)	M	7 1/2 yr.	57	Cauc.	Vickers (1943)
125.2 (49.29)	F	7 1/2 yr.	48	Cauc.	Vickers (1943)
127.1 (50.04)	M	8 yr.	56	Cauc.	Vickers (1943)
127.2 (50.07)	F	8 yr.	47	Cauc.	Vickers (1943)
130.7 (51.46)	M	8 1/2 yr.	37	Cauc.	Vickers (1943)
129.0 (50.79)	F	8 1/2 yr.	37	Cauc.	Vickers (1943)
132.8 (52.28)	M	9 yr.	40	Cauc.	Vickers (1943)
132.1 (52.01)	F	9 yr.	34	Cauc.	Vickers (1943)
136.1 (53.58)	M	9 1/2 yr.	31	Cauc.	Vickers (1943)
133.3 (52.48)	F	9 1/2 yr.	27	Cauc.	Vickers (1943)
138.5 (54.53)	M	10 yr.	26	Cauc.	Vickers (1943)
137.7 (54.21)	F	10 yr.	24	Cauc.	Vickers (1943)
a) New York Private School Children					
96.2 (37.87)	M	3 yr.	23	Cauc.	Wallis (1931)
96.2 (37.87)	F	3 yr.	25	Cauc.	Wallis (1931)
101.5 (39.96)	M	4 yr.	38	Cauc.	Wallis (1931)
102.7 (40.43)	F	4 yr.	41	Cauc.	Wallis (1931)
110.4 (43.46)	M	5 yr.	51	Cauc.	Wallis (1931)
109.7 (43.19)	F	5 yr.	49	Cauc.	Wallis (1931)
114.9 (45.24)	M	6 yr.	35	Cauc.	Wallis (1931)
115.6 (45.51)	F	6 yr.	39	Cauc.	Wallis (1931)
123.7 (48.70)	M	7 yr.	23	Cauc.	Wallis (1931)
122.1 (48.07)	F	7 yr.	23	Cauc.	Wallis (1931)
128.6 (50.63)	M	8 yr.	18	Cauc.	Wallis (1931)

Stature (Continued)

<u>\bar{X}</u> <u>cm./in.</u>	<u>Sex</u>	<u>Age</u>	<u>N</u>	<u>Race</u>	<u>Author</u>
128.1 (50.43)	F	8 yr.	15	Cauc.	Wallis (1931)
b) Iowa Child Welfare Research Station Children					
74.1 (29.17)	M	1 yr.	48	Cauc.	Wallis (1931)
70.0 (27.56)	F	1 yr.	29	Cauc.	Wallis (1931)
87.2 (34.33)	M	2 yr.	13	Cauc.	Wallis (1931)
85.8 (33.78)	F	2 yr.	13	Cauc.	Wallis (1931)
95.5 (37.60)	M	3 yr.	20	Cauc.	Wallis (1931)
96.0 (37.80)	F	3 yr.	25	Cauc.	Wallis (1931)
102.6 (40.39)	M	4 yr.	25	Cauc.	Wallis (1931)
101.5 (39.96)	F	4 yr.	31	Cauc.	Wallis (1931)
110.2 (43.39)	M	5 yr.	28	Cauc.	Wallis (1931)
108.7 (42.80)	F	5 yr.	38	Cauc.	Wallis (1931)
115.4 (45.43)	M	6 yr.	40	Cauc.	Wallis (1931)
114.7 (45.16)	F	6 yr.	40	Cauc.	Wallis (1931)
121.0 (47.64)	M	7 yr.	44	Cauc.	Wallis (1931)
119.9 (47.20)	F	7 yr.	36	Cauc.	Wallis (1931)
127.6 (50.24)	M	8 yr.	47	Cauc.	Wallis (1931)
124.0 (48.82)	F	8 yr.	30	Cauc.	Wallis (1931)
a) New York Private Schools					
75.2 * (29.61)	M	1 yr.	21	Cauc.	Wallis (1931)
75.4 (29.68)	F	1 yr.	15	Cauc.	Wallis (1931)
89.9 (35.39)	M	2 yr.	24	Cauc.	Wallis (1931)
86.7 (34.13)	F	2 yr.	22	Cauc.	Wallis (1931)

*An Additional stature measurement made recumbent 1-6 years old.

Stature (Continued)

<u>cm.</u> / <u>in.</u>	<u>Sex</u>	<u>Age</u>	<u>N</u>	<u>Race</u>	<u>Author</u>
97.1 (38.23)	M	3 yr.	36	Cauc.	Wallis (1931)
96.4 (37.95)	F	3 yr.	32	Cauc.	Wallis (1931)
102.7 (40.43)	M	4 yr.	35	Cauc.	Wallis (1931)
103.8 (40.87)	F	4 yr.	36	Cauc.	Wallis (1931)
112.1 (44.13)	M	5 yr.	35	Cauc.	Wallis (1931)
111.0 (43.70)	F	5 yr.	38	Cauc.	Wallis (1931)
116.7 (45.94)	M	6 yr.	26	Cauc.	Wallis (1931)
116.8 (45.98)	F	6 yr.	30	Cauc.	Wallis (1931)
b) Merrill Palmer Children					
90.4 (35.59)	M	2 yr.	16	Cauc.	Wallis (1931)
86.8 (34.17)	F	2 yr.	8	Cauc.	Wallis (1931)
96.5 (37.99)	M	3 yr.	40	Cauc.	Wallis (1931)
95.0 (37.40)	F	3 yr.	47	Cauc.	Wallis (1931)
102.7 (40.43)	M	4 yr.	49	Cauc.	Wallis (1931)
101.7 (40.04)	F	4 yr.	53	Cauc.	Wallis (1931)
108.7 (42.80)	M	5 yr.	32	Cauc.	Wallis (1931)
108.1 (42.56)	F	5 yr.	32	Cauc.	Wallis (1931)
125.80* (49.53)	M	8 yr.	320	Cauc.	Welch, et al (1971)
125.30 (49.33)	F	8 yr.	276	Cauc.	Welch, et al (1971)
141.80 (55.83)	M	11 yr.	351	Cauc.	Welch, et al (1971)
142.30 (56.02)	F	11 yr.	337	Cauc.	Welch, et al (1971)

*Measured with back touching wall.

Stature (Continued)

\bar{X} cm./in.	Sex	Age	N	Race	Author
85.10* (33.50)	F	2 yr.	25	Cauc.	Wise (1942)
92.40 (36.38)	F	3 yr.	20	Cauc.	Wise (1942)
99.90 (39.33)	F	4 yr.	24	Cauc.	Wise (1942)
105.60 (41.57)	F	5 yr.	23	Cauc.	Wise (1942)
116.76 (45.97)	M	6 yr.	28		Wheeler (1933)
119.36 (46.99)	M	7 yr.	65		Wheeler (1933)
124.49 (49.01)	M	8 yr.	64		Wheeler (1933)
127.97 (50.38)	M	9 yr.	87		Wheeler (1933)
137.10 (53.98)	M	10 yr.	83		Wheeler (1933)
139.17 (54.79)	M	11 yr.	91		Wheeler (1933)
144.42 (56.86)	M	12 yr.	80		Wheeler (1933)
151.46 (59.63)	M	13 yr.	77		Wheeler (1933)
153.02 (60.24)	M	14 yr.	66		Wheeler (1933)
112.93 (44.46)	F	6 yr.	20		Wheeler (1933)
118.64 (46.71)	F	7 yr.	48		Wheeler (1933)
124.75 (49.11)	F	8 yr.	77		Wheeler (1933)
129.34 (50.92)	F	9 yr.	78		Wheeler (1933)
136.27 (53.65)	F	10 yr.	107		Wheeler (1933)
139.42 (54.89)	F	11 yr.	91		Wheeler (1933)
145.48 (57.28)	F	12 yr.	83		Wheeler (1933)
152.35 (59.98)	F	13 yr.	79		Wheeler (1933)
155.17 (61.09)	F	14 yr.	60		Wheeler (1933)

*Measurement erect with upper back in contact with upright board.

Stature (Continued)

B. Foreign

\bar{X} cm./in.	Sex	Age	N	Race	Author
81.26 (31.99)	M	18 mo.	135	Cauc.	Acheson (1954)
79.27 (31.21)	F	18 mo.	129	Cauc.	Acheson (1954)
86.54 (34.07)	M	2 yr.	254	Cauc.	Acheson (1954)
84.61 (33.31)	F	2 yr.	262	Cauc.	Acheson (1954)
90.78 (35.74)	M	2 1/2 yr.	240	Cauc.	Acheson (1954)
89.43 (35.21)	F	2 1/2 yr.	259	Cauc.	Acheson (1954)
95.00 (37.40)	M	3 yr.	242	Cauc.	Acheson (1954)
93.57 (36.84)	F	3 yr.	263	Cauc.	Acheson (1954)
98.98 (38.96)	M	3 1/2 yr.	239	Cauc.	Acheson (1954)
97.69 (38.46)	F	3 1/2 yr.	246	Cauc.	Acheson (1954)
102.31 (40.28)	M	4 yr.	243	Cauc.	Acheson (1954)
101.30 (39.88)	F	4 yr.	250	Cauc.	Acheson (1954)
105.77 (41.64)	M	4 1/2 yr.	225	Cauc.	Acheson (1954)
104.57 (41.17)	F	4 1/2 yr.	238	Cauc.	Acheson (1954)
108.89 (42.87)	M	5 yr.	234	Cauc.	Acheson (1954)
107.98 (42.51)	F	5 yr.	238	Cauc.	Acheson (1954)
51.90 (20.43)	M	< 1 mo.	67	Eskimo	Heller (1967)
51.70 (20.35)	F	< 1 mo.	68	Eskimo	Heller (1967)
54.90 (21.61)	M	1 mo.	78	Eskimo	Heller (1967)
53.70 (21.14)	F	1 mo.	67	Eskimo	Heller (1967)
57.50 (22.64)	M	2 mo.	89	Eskimo	Heller (1967)
56.90 (22.40)	F	2 mo.	100	Eskimo	Heller (1967)
60.00 (23.62)	M	3 mo.	87	Eskimo	Heller (1967)

Stature (Continued)

\bar{x} cm./in.	Sex	Age	N	Race	Author
58.40 (22.99)	F	3 mo.	77	Eskimo	Heller (1967)
62.10 (24.45)	M	4 mo.	72	Eskimo	Heller (1967)
60.40 (23.78)	F	4 mo.	60	Eskimo	Heller (1967)
63.90 (25.16)	M	5 mo.	74	Eskimo	Heller (1967)
62.40 (24.57)	F	5 mo.	86	Eskimo	Heller (1967)
65.70 (25.87)	M	6 mo.	79	Eskimo	Heller (1967)
64.00 (25.20)	F	6 mo.	80	Eskimo	Heller (1967)
66.80 (26.30)	M	7 mo.	61	Eskimo	Heller (1967)
65.80 (25.91)	F	7 mo.	62	Eskimo	Heller (1967)
68.40 (26.93)	M	8 mo.	67	Eskimo	Heller (1967)
66.40 (26.14)	F	8 mo.	72	Eskimo	Heller (1967)
70.50 (27.76)	M	9-11 mo.	161	Eskimo	Heller (1967)
69.10 (27.20)	F	9-11 mo.	156	Eskimo	Heller (1967)
73.50 (28.94)	M	12-14 mo.	124	Eskimo	Heller (1967)
71.90 (28.31)	F	12-14 mo.	133	Eskimo	Heller (1967)
76.50 (30.12)	M	15-17 mo.	99	Eskimo	Heller (1967)
75.10 (29.57)	F	15-17 mo.	107	Eskimo	Heller (1967)
78.70 (30.98)	M	18-20 mo.	93	Eskimo	Heller (1967)
78.10 (30.75)	F	18-20 mo.	106	Eskimo	Heller (1967)
81.80 (32.20)	M	21-23 mo.	65	Eskimo	Heller (1967)
81.10 (31.93)	F	21-23 mo.	70	Eskimo	Heller (1967)
83.90 (33.03)	M	24-26 mo.	51	Eskimo	Heller (1967)
83.60 (32.91)	F	24-26 mo.	44	Eskimo	Heller (1967)
86.80 (34.17)	M	27-29 mo.	60	Eskimo	Heller (1967)

Stature (Continued)

<u>cm.</u> / <u>in.</u>	<u>Sex</u>	<u>Age</u>	<u>N</u>	<u>Race</u>	<u>Author</u>
85.00 (33.46)	F	27-29 mo.	56	Eskimo	Heller (1967)
88.70 (34.92)	M	30-32 mo.	75	Eskimo	Heller (1967)
87.70 (34.53)	F	30-32 mo.	72	Eskimo	Heller (1967)
91.10 (35.87)	M	33-35 mo.	59	Eskimo	Heller (1967)
89.70 (35.31)	F	33-35 mo.	61	Eskimo	Heller (1967)
95.20 (37.48)	M	3 yr.	30	Eskimo	Heller (1967)
93.40 (36.77)	F	3 yr.	27	Eskimo	Heller (1967)
100.40 (39.52)	M	4 yr.	30	Eskimo	Heller (1967)
101.30 (39.88)	F	4 yr.	30	Eskimo	Heller (1967)
109.30 (43.03)	M	5 yr.	19	Eskimo	Heller (1967)
108.00 (42.52)	F	5 yr.	30	Eskimo	Heller (1967)
113.50 (44.68)	M	6 yr.	25	Eskimo	Heller (1967)
110.90 (43.66)	F	6 yr.	21	Eskimo	Heller (1967)
118.90 (46.81)	M	7 yr.	29	Eskimo	Heller (1967)
115.90 (45.63)	F	7 yr.	24	Eskimo	Heller (1967)
124.60 (49.05)	M	8 yr.	24	Eskimo	Heller (1967)
122.40 (48.18)	F	8 yr.	21	Eskimo	Heller (1967)
128.30 (50.51)	M	9 yr.	20	Eskimo	Heller (1967)
126.90 (49.96)	F	9 yr.	22	Eskimo	Heller (1967)
133.60 (52.60)	M	10 yr.	19	Eskimo	Heller (1967)
133.40 (52.52)	F	10 yr.	20	Eskimo	Heller (1967)
139.50 (54.92)	M	11 yr.	16	Eskimo	Heller (1967)
137.00 (53.94)	F	11 yr.	14	Eskimo	Heller (1967)
141.80 (55.83)	M	12 yr.	19	Eskimo	Heller (1967)
141.00 (55.51)	F	12 yr.	15	Eskimo	Heller (1967)

Stature (Continued)

\bar{X} cm./in.	Sex	Age	N	Race	Author
143.80 (56.61)	M	13 yr.	15	Eskimo	Heller (1967)
148.40 (58.43)	F	13 yr.	17	Eskimo	Heller (1967)
149.10 (58.70)	M	14 yr.	18	Eskimo	Heller (1967)
148.40 (58.43)	F	14 yr.	7	Eskimo	Heller (1967)
70.70 (27.83)	M	15 mo.	31	Indian	Malcolm (1970)
69.70 (27.44)	F	15 mo.	30	Indian	Malcolm (1970)
76.70 (30.20)	M	2 yr.	57	Indian	Malcolm (1970)
75.30 (29.65)	F	2 yr.	60	Indian	Malcolm (1970)
83.70 (32.95)	M	3 yr.	48	Indian	Malcolm (1970)
82.80 (32.60)	F	3 yr.	60	Indian	Malcolm (1970)
88.80 (34.96)	M	4 yr.	48	Indian	Malcolm (1970)
88.00 (34.65)	F	4 yr.	47	Indian	Malcolm (1970)
94.10 (37.01)	M	5 yr.	42	Indian	Malcolm (1970)
92.50 (36.42)	F	5 yr.	45	Indian	Malcolm (1970)
98.10 (38.62)	M	6 yr.	78	Indian	Malcolm (1970)
96.80 (38.11)	F	6 yr.	42	Indian	Malcolm (1970)
101.80 (40.08)	M	7 yr.	62	Indian	Malcolm (1970)
103.30 (40.67)	F	7 yr.	63	Indian	Malcolm (1970)
105.30 (41.46)	M	8 yr.	68	Indian	Malcolm (1970)
107.10 (42.17)	F	8 yr.	53	Indian	Malcolm (1970)
109.90 (43.27)	M	9 yr.	47	Indian	Malcolm (1970)
110.00 (43.31)	F	9 yr.	43	Indian	Malcolm (1970)
112.20 (44.17)	M	10 yr.	34	Indian	Malcolm (1970)
112.60 (44.33)	F	10 yr.	33	Indian	Malcolm (1970)

Stature (Continued)

\bar{X} cm./in.	Sex	Age	N	Race	Author
117.50 (46.26)	M	11 yr.	20	Indian	Malcolm (1970)
117.30 (46.18)	F	11 yr.	13	Indian	Malcolm (1970)
117.20 (46.14)	M	12 yr.	32	Indian	Malcolm (1970)
116.90 (46.02)	F	12 yr.	21	Indian	Malcolm (1970)
121.30 (47.76)	M	13 yr.	36	Indian	Malcolm (1970)
124.30 (48.94)	F	13 yr.	37	Indian	Malcolm (1970)
126.30 (49.72)	M	14 yr.	28	Indian	Malcolm (1970)
130.30 (51.30)	F	14 yr.	40	Indian	Malcolm (1970)
69.50 (27.36)	M	6 mo.-1 yr.	11	Neg.	Marshall (1970)
72.40 (28.50)	F	6 mo.-1 yr.	14	Neg.	Marshall (1970)
79.00 (31.10)	M	1-1 1/2 yr.	11	Neg.	Marshall (1970)
77.50 (30.51)	F	1-1 1/2 yr.	11	Neg.	Marshall (1970)
81.50 (32.09)	M	1 1/2-2 yr.	8	Neg.	Marshall (1970)
81.80 (32.20)	F	1 1/2-2 yr.	9	Neg.	Marshall (1970)
84.20 (33.15)	M	2-2 1/2 yr.	10	Neg.	Marshall (1970)
85.50 (33.66)	F	2-2 1/2 yr.	7	Neg.	Marshall (1970)
91.00 (35.83)	M	2 1/2-3 yr.	29	Neg.	Marshall (1970)
91.30 (35.94)	F	2 1/2-3 yr.	27	Neg.	Marshall (1970)
93.10 (36.61)	M	3-3 1/2 yr.	48	Neg.	Marshall (1970)
93.50 (36.81)	F	3-3 1/2 yr.	41	Neg.	Marshall (1970)
97.70 (38.46)	M	3 1/2-4 yr.	21	Neg.	Marshall (1970)
96.00 (37.80)	F	3 1/2-4 yr.	36	Neg.	Marshall (1970)
99.10 (39.02)	M	4-5 yr.	9	Neg.	Marshall (1970)
103.50 (40.75)	F	4-5 yr.	15	Neg.	Marshall (1970)

Stature (Continued)

<u>\bar{X}</u> cm./in.	<u>Sex</u>	<u>Age</u>	<u>N</u>	<u>Race</u>	<u>Author</u>
122.60 (48.27)	M	7-8 yr.	18	Neg.	Marshall (1970)
121.80 (47.95)	F	7-8 yr.	25	Neg.	Marshall (1970)
125.20 (49.29)	M	8-9 yr.	37	Neg.	Marshall (1970)
126.00 (49.61)	F	8-9 yr.	24	Neg.	Marshall (1970)
129.00 (50.79)	M	9-10 yr.	51	Neg.	Marshall (1970)
129.30 (50.90)	F	9-10 yr.	39	Neg.	Marshall (1970)
134.70 (53.03)	M	10-11 yr.	34	Neg.	Marshall (1970)
136.60 (53.78)	F	10-11 yr.	51	Neg.	Marshall (1970)
139.80 (55.04)	M	11-12 yr.	41	Neg.	Marshall (1970)
139.80 (55.04)	F	11-12 yr.	38	Neg.	Marshall (1970)
141.60 (55.75)	M	12-13 yr.	23	Neg.	Marshall (1970)
146.30 (57.60)	F	12-13 yr.	35	Neg.	Marshall (1970)
148.40 (58.43)	M	13-14 yr.	16	Neg.	Marshall (1970)
152.10 (59.88)	F	13-14 yr.	19	Neg.	Marshall (1970)
108.5 (42.72)	M	6 yr.	3816	*	McDowell (1970)
107.4 (42.28)	F	6 yr.	3665		McDowell (1970)
113.9 (44.84)	M	7 yr.	3711		McDowell (1970)
112.8 (44.41)	F	7 yr.	3603		McDowell (1970)
119.3 (46.97)	M	8 yr.	3957		McDowell (1970)
118.2 (46.54)	F	8 yr.	3487		McDowell (1970)
123.7 (48.70)	M	9 yr.	3873		McDowell (1970)
122.9 (48.39)	F	9 yr.	3556		McDowell (1970)
128.4 (50.55)	M	10 yr.	4065		McDowell (1970)
128.4 (50.55)	F	10 yr.	3517		McDowell (1970)

133.4 (52.52)	M	11 yr.	3879		McDowell (1970)
133.6 (52.60)	F	11 yr.	3222		McDowell (1970)
114.2 (44.96)	M	6 yr.	6839	**	McDowell (1970)
113.5 (44.68)	F	6 yr.	5058		McDowell (1970)
118.0 (46.46)	M	7 yr.	11,982		McDowell (1970)
117.5 (46.26)	F	7 yr.	9082		McDowell (1970)
122.7 (48.31)	M	8 yr.	12,727		McDowell (1970)
122.4 (48.19)	F	8 yr.	9036		McDowell (1970)
127.4 (50.16)	M	9 yr.	12,130		McDowell (1970)
126.9 (49.96)	F	9 yr.	8735		McDowell (1970)
131.8 (51.89)	M	10 yr.	11,041		McDowell (1970)
131.7 (51.85)	F	10 yr.	7880		McDowell (1970)
135.9 (53.50)	M	11 yr.	9974		McDowell (1970)
136.9 (53.90)	F	11 yr.	6738		McDowell (1970)

* These children measured in India covering all socioeconomic groups.

** These children measured in United Arab Republic (Egypt) - sample involved only children enrolled in public, primary, preparatory and secondary schools.

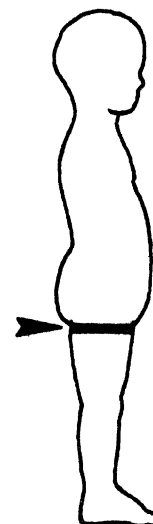
107.30 (42.24)	M	4 yr.	110		Oxford, H.W. (1968)
112.20 (44.17)	M	5 yr.	298		Oxford, H.W. (1968)
120.10 (47.28)	M	6 yr.	354		Oxford, H.W. (1968)
125.20 (49.29)	M	7 yr.	448		Oxford, H.W. (1968)
129.60 (51.02)	M	8 yr.	517		Oxford, H.W. (1968)
133.60 (52.60)	M	9 yr.	331		Oxford, H.W. (1968)
138.20 (54.41)	M	10 yr.	404		Oxford, H.W. (1968)
144.20 (56.77)	M	11 yr.	458		Oxford, H.W. (1968)
149.30 (58.78)	M	12 yr.	280		Oxford, H.W. (1968)

Stature (Continued)

<u>cm.</u> / <u>\bar{x}</u> / <u>in.</u>	<u>Sex</u>	<u>Age</u>	<u>N</u>	<u>Race</u>	<u>Author</u>
156.80 (61.73)	M	13 yr.	434		Oxford, H.W. (1968)
164.00 (64.57)	M	14 yr.	514		Oxford, H.W. (1968)
107.20 (42.20)	F	4 yr.	112		Oxford, H.W. (1968)
111.10 (43.74)	F	5 yr.	317		Oxford, H.W. (1968)
118.70 (46.73)	F	6 yr.	289		Oxford, H.W. (1968)
124.20 (48.90)	F	7 yr.	333		Oxford, H.W. (1968)
129.30 (50.90)	F	8 yr.	421		Oxford, H.W. (1968)
134.10 (52.80)	F	9 yr.	296		Oxford, H.W. (1968)
139.90 (55.08)	F	10 yr.	381		Oxford, H.W. (1968)
146.20 (57.56)	F	11 yr.	363		Oxford, H.W. (1968)
152.20 (59.92)	F	12 yr.	187		Oxford, H.W. (1968)
155.40 (61.18)	F	13 yr.	281		Oxford, H.W. (1968)
159.60 (62.83)	F	14 yr.	803		Oxford, H.W. (1968)
89.38 (35.19)	M	2 yr.	69	Orient.	Smith, D.S. (1970)
88.34 (34.78)	F	2 yr.	56	Orient.	Smith, D.S. (1970)
97.71 (38.47)	M	3 yr.	76	Orient.	Smith, D.S. (1970)
96.32 (37.92)	F	3 yr.	80	Orient.	Smith, D.S. (1970)
103.00 (40.55)	M	4 yr.	104	Cauc.	Thomson (1955)
101.60 (40.00)	F	4 yr.	109	Cauc.	Thomson (1955)

Thigh Circumference

Subject stands erect with weight distributed equally on both feet. With tape held in a plane perpendicular to the long axis of the right thigh, measure the circumference of the thigh at the level of the lowest point on the gluteal furrow. Where the furrow is deeply indented the measurement is made just distal to the furrow.



A. American

\bar{X} cm./in.	Sex	Age	N	Race	Author
21.66 (8.53)	F	3 mo.	42	Cauc.	Boynton (1936)
23.36 (9.20)	F	6 mo.	87	Cauc.	Boynton (1936)
25.24 (9.94)	F	9 mo.	95	Cauc.	Boynton (1936)
25.82 (10.17)	F	1 yr.	93	Cauc.	Boynton (1936)
26.29 (10.35)	F	1 1/4 yr.	77	Cauc.	Boynton (1936)
26.61 (10.48)	F	1 1/2 yr.	68	Cauc.	Boynton (1936)
27.03 (10.64)	F	1 3/4 yr.	56	Cauc.	Boynton (1936)
27.88 (10.90)	F	2 yr.	54	Cauc.	Boynton (1936)
27.97 (11.01)	F	2 1/4 yr.	44	Cauc.	Boynton (1936)
28.67 (11.29)	F	2 1/2 yr.	40	Cauc.	Boynton (1936)
29.02 (11.43)	F	2 3/4 yr.	39	Cauc.	Boynton (1936)
29.89 (11.77)	F	3 yr.	41	Cauc.	Boynton (1936)
31.33 (12.33)	F	3 1/2 yr.	53	Cauc.	Boynton (1936)
32.61 (12.83)	F	4 yr.	55	Cauc.	Boynton (1936)
32.85 (12.93)	F	4 1/2 yr.	60	Cauc.	Boynton (1936)
33.31 (13.11)	F	5 yr.	92	Cauc.	Boynton (1936)
33.99 (13.38)	F	5 1/2 yr.	87	Cauc.	Boynton (1936)

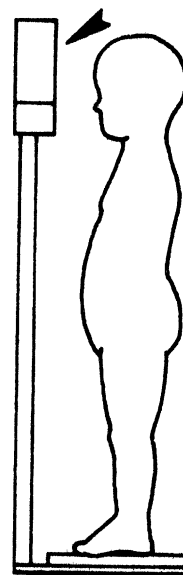
v. American

\bar{X} cm./in.	Sex	Age	N	Race	Author
31.73 (12.49)	M	4 yr.	838	Cauc.	Obrien et al (1941)
32.48 (12.79)	F	4 yr.	1007	Cauc.	Obrien et al (1941)
33.07 (13.10)	M	5 yr.	2169	Cauc.	Obrien et al (1941)
33.80 (13.31)	F	5 yr.	2596	Cauc.	Obrien et al (1941)
34.14 (13.44)	M	6 yr.	4157	Cauc.	Obrien et al (1941)
35.03 (13.79)	F	6 yr.	4559	Cauc.	Obrien et al (1941)
35.46 (13.96)	M	7 yr.	5098	Cauc.	Obrien et al (1941)
36.57 (14.40)	F	7 yr.	5367	Cauc.	Obrien et al (1941)
36.96 (14.55)	M	8 yr.	5893	Cauc.	Obrien et al (1941)
38.15 (15.02)	F	8 yr.	5754	Cauc.	Obrien et al (1941)
38.66 (15.22)	M	9 yr.	6242	Cauc.	Obrien et al (1941)
39.84 (15.69)	F	9 yr.	6174	Cauc.	Obrien et al (1941)
40.21 (15.83)	M	10 yr.	6646	Cauc.	Obrien et al (1941)
41.66 (16.40)	F	10 yr.	6253	Cauc.	Obrien et al (1941)
41.81 (16.46)	M	11 yr.	6488	Cauc.	Obrien et al (1941)
43.65 (17.19)	F	11 yr.	6132	Cauc.	Obrien et al (1941)
43.49 (17.12)	M	12 yr.	6612	Cauc.	Obrien et al (1941)
45.94 (18.09)	F	12 yr.	5865	Cauc.	Obrien et al (1941)
45.31 (17.84)	M	13 yr.	6255	Cauc.	Obrien et al (1941)
47.82 (18.83)	F	13 yr.	5133	Cauc.	Obrien et al (1941)
47.12 (18.55)	M	14 yr.	4777	Cauc.	Obrien et al (1941)
50.23 (19.78)	F	14 yr.	3633	Cauc.	Obrien et al (1941)

Thigh Circumference (Continued)

<u>cm.</u> \bar{X} <u>in.</u>	<u>Sex</u>	<u>Age</u>	<u>N</u>	<u>Race</u>	<u>Author</u>
34.66 (13.64)	F	6 yr.	77	Cauc.	Boynton (1936)
36.41 (14.33)	F	7 yr.	82	Cauc.	Boynton (1936)
38.70 (15.24)	F	8 yr.	71	Cauc.	Boynton (1936)
40.15 (15.81)	F	9 yr.	84	Cauc.	Boynton (1936)
41.46 (16.32)	F	10 yr.	90	Cauc.	Boynton (1936)
43.85 (17.26)	F	11 yr.	85	Cauc.	Boynton (1936)
46.13 (18.16)	F	12 yr.	96	Cauc.	Boynton (1936)
48.03 (18.91)	F	13 yr.	104	Cauc.	Boynton (1936)
50.40 (19.84)	F	14 yr.	123	Cauc.	Boynton (1936)

Weight



Subject stands on the center of weighing platform.
 Infants are measured in a recumbent position.

A. American

\bar{X} Kg./Lb.	Sex	Age	N	Race	Author
4.37* (9.63)	M	1 mo.	24	Cauc.	Bayley (1935)
3.98 (8.77)	F	1 mo.	26	Cauc.	Bayley (1935)
5.28 (11.64)	M	2 mo.	31	Cauc.	Bayley (1935)
4.83 (10.65)	F	2 mo.	27	Cauc.	Bayley (1935)
6.05 (13.34)	M	3 mo.	31	Cauc.	Bayley (1935)
5.51 (12.15)	F	3 mo.	29	Cauc.	Bayley (1935)
6.73 (14.84)	M	4 mo.	30	Cauc.	Bayley (1935)
6.24 (13.76)	F	4 mo.	29	Cauc.	Bayley (1935)
7.49 (16.51)	M	5 mo.	30	Cauc.	Bayley (1935)
6.92 (15.26)	F	5 mo.	27	Cauc.	Bayley (1935)
8.12 (17.90)	M	6 mo.	30	Cauc.	Bayley (1935)
7.38 (16.27)	F	6 mo.	28	Cauc.	Bayley (1935)
8.76 (19.31)	M	7 mo.	27	Cauc.	Bayley (1935)
7.99 (17.61)	F	7 mo.	25	Cauc.	Bayley (1935)
9.30 (20.50)	M	8 mo.	25	Cauc.	Bayley (1935)
8.43 (18.58)	F	8 mo.	27	Cauc.	Bayley (1935)
9.75 (21.49)	M	9 mo.	27	Cauc.	Bayley (1935)
8.77 (19.33)	F	9 mo.	29	Cauc.	Bayley (1935)

*All measurements made nude.

Weight (Continued)

\bar{X} Kg./Lb.	Sex	Age	N	Race	Author
10.28 (22.66)	M	10 mo.	28	Cauc.	Bayley (1935)
9.17 (20.21)	F	10 mo.	28	Cauc.	Bayley (1935)
10.63 (23.43)	M	11 mo.	27	Cauc.	Bayley (1935)
9.53 (21.01)	F	11 mo.	24	Cauc.	Bayley (1935)
10.96 (24.16)	M	12 mo.	28	Cauc.	Bayley (1935)
9.80 (21.61)	F	12 mo.	28	Cauc.	Bayley (1935)
11.77 (25.95)	M	15 mo.	27	Cauc.	Bayley (1935)
10.39 (22.91)	F	15 mo.	27	Cauc.	Bayley (1935)
12.38 (27.29)	M	1 1/2 yr.	26	Cauc.	Bayley (1935)
11.14 (24.56)	F	1 1/2 yr.	25	Cauc.	Bayley (1935)
13.53 (29.83)	M	2 yr.	25	Cauc.	Bayley (1935)
12.22 (26.94)	F	2 yr.	22	Cauc.	Bayley (1935)
14.75 (32.52)	M	2 1/2 yr.	25	Cauc.	Bayley (1935)
13.55 (29.87)	F	2 1/2 yr.	21	Cauc.	Bayley (1935)
15.78 (34.79)	M	3 yr.	25	Cauc.	Bayley (1935)
14.52 (32.01)	F	3 yr.	24	Cauc.	Bayley (1935)
5.65 (12.46)	F	3 mo.	43	Cauc.	Boynton (1936)
7.54 (16.62)	F	6 mo.	93	Cauc.	Boynton (1936)
8.66 (19.09)	F	9 mo.	107	Cauc.	Boynton (1936)
9.60 (21.16)	F	1 yr.	103	Cauc.	Boynton (1936)
10.56 (23.28)	F	1 1/4 yr.	82	Cauc.	Boynton (1936)
11.32 (24.96)	F	1 1/2 yr.	71	Cauc.	Boynton (1936)
11.84 (26.10)	F	1 3/4 yr.	67	Cauc.	Boynton (1936)

Weight (Continued)

<u>Kg.</u> \bar{x} <u>/Lb.</u>	<u>Sex</u>	<u>Age</u>	<u>N</u>	<u>Race</u>	<u>Author</u>
12.32 (27.16)	F	2 yr.	71	Cauc.	Boynton (1936)
12.72 (28.04)	F	2 1/4 yr.	75	Cauc.	Boynton (1936)
13.33 (29.40)	F	2 1/2 yr.	71	Cauc.	Boynton (1936)
13.90 (30.64)	F	2 3/4 yr.	74	Cauc.	Boynton (1936)
14.46 (31.88)	F	3 yr.	89	Cauc.	Boynton (1936)
15.62 (34.44)	F	3 1/2 yr.	135	Cauc.	Boynton (1936)
16.63 (36.66)	F	4 yr.	145	Cauc.	Boynton (1936)
17.44 (38.45)	F	4 1/2 yr.	146	Cauc.	Boynton (1936)
18.19 (40.10)	F	5 yr.	195	Cauc.	Boynton (1936)
19.51 (43.01)	F	5 1/2 yr.	185	Cauc.	Boynton (1936)
20.56 (45.33)	F	6 yr.	184	Cauc.	Boynton (1936)
22.90 (50.49)	F	7 yr.	219	Cauc.	Boynton (1936)
25.65 (56.54)	F	8 yr.	194	Cauc.	Boynton (1936)
28.47 (62.76)	F	9 yr.	204	Cauc.	Boynton (1936)
31.63 (69.73)	F	10 yr.	214	Cauc.	Boynton (1936)
35.83 (78.99)	F	11 yr.	202	Cauc.	Boynton (1936)
40.70 (89.73)	F	12 yr.	204	Cauc.	Boynton (1936)
45.52 (100.35)	F	13 yr.	184	Cauc.	Boynton (1936)
50.32 (110.94)	F	14 yr.	185	Cauc.	Boynton (1936)
22.80 (49.82)	M	6 yr.	6		Burke (1943)
21.30 (46.96)	F	6 yr.	9		Burke (1943)
25.50 (56.22)	M	7 yr.	13		Burke (1943)
24.40 (53.79)	F	7 yr.	24		Burke (1943)
29.30 (64.59)	M	8 yr.	14		Burke (1943)

Weight (Continued)

<u>Kg.</u> / <u>\bar{X}</u> / <u>Lb.</u>	<u>Sex</u>	<u>Age</u>	<u>N</u>	<u>Race</u>	<u>Author</u>
27.20 (59.97)	F	8 yr.	24		Burke (1943)
30.70 (67.68)	M	9 yr.	12		Burke (1943)
34.20 (75.40)	F	9 yr.	20		Burke (1943)
33.90 (74.74)	M	10 yr.	8		Burke (1943)
33.60 (74.07)	F	10 yr.	15		Burke (1943)
41.20 (90.83)	M	11 yr.	15		Burke (1943)
37.90 (83.55)	F	11 yr.	20		Burke (1943)
46.30 (102.07)	M	12 yr.	10		Burke (1943)
43.10 (95.02)	F	12 yr.	20		Burke (1943)
48.60 (107.14)	M	13 yr.	13		Burke (1943)
50.07 (111.77)	F	13 yr.	12		Burke (1943)
51.10 (112.66)	M	14 yr.	8		Burke (1943)
53.20 (117.28)	F	14 yr.	7		Burke (1943)
20.77 (45.80)	M	6 yr.	922	Cauc.	Collins & Clark (1929)
22.59 (49.80)	M	7 yr.	1600	Cauc.	Collins & Clark (1929)
25.08 (55.30)	M	8 yr.	1679	Cauc.	Collins & Clark (1929)
27.58 (60.80)	M	9 yr.	1813	Cauc.	Collins & Clark (1929)
30.35 (66.90)	M	10 yr.	1698	Cauc.	Collins & Clark (1929)
33.30 (73.40)	M	11 yr.	1735	Cauc.	Collins & Clark (1929)
36.33 (80.10)	M	12 yr.	1714	Cauc.	Collins & Clark (1929)
40.50 (89.30)	M	13 yr.	1646	Cauc.	Collins & Clark (1929)
45.09 (99.40)	M	14 yr.	1317	Cauc.	Collins & Clark (1929)
20.37 (44.90)	F	6 yr.	966	Cauc.	Collins & Clark (1929)
22.40 (48.60)	F	7 yr.	1548	Cauc.	Collins & Clark (1929)

Weight (Continued)

<u>\bar{X}</u> <u>Kg./Lb.</u>	<u>Sex</u>	<u>Age</u>	<u>N</u>	<u>Race</u>	<u>Author</u>
24.22 (53.40)	F	8 yr.	1652	Cauc.	Collins & Clark (1929)
27.03 (59.60)	F	9 yr.	1780	Cauc.	Collins & Clark (1929)
29.80 (65.70)	F	10 yr.	1772	Cauc.	Collins & Clark (1929)
33.70 (74.30)	F	11 yr.	1718	Cauc.	Collins & Clark (1929)
37.78 (83.30)	F	12 yr.	1736	Cauc.	Collins & Clark (1929)
42.90 (94.60)	F	13 yr.	1657	Cauc.	Collins & Clark (1929)
46.72 (103.00)	F	14 yr.	1364	Cauc.	Collins & Clark (1929)
22.60* (49.82)	M	6 yr.	38		Eppright (1954)
25.00 (55.11)	M	7 yr.	57		Eppright (1954)
28.60 (63.05)	M	8 yr.	53		Eppright (1954)
32.10 (70.77)	M	9 yr.	55		Eppright (1954)
33.70 (74.41)	M	10 yr.	60		Eppright (1954)
37.90 (83.55)	M	11 yr.	50		Eppright (1954)
40.80 (89.95)	M	12 yr.	90		Eppright (1954)
47.90 (105.60)	M	13 yr.	44		Eppright (1954)
51.40 (113.32)	M	14 yr.	40		Eppright (1954)
22.00 (48.50)	F	6 yr.	50		Eppright (1954)
24.80 (54.01)	F	7 yr.	48		Eppright (1954)
26.30 (57.98)	F	8 yr.	44		Eppright (1954)
30.70 (67.68)	F	9 yr.	64		Eppright (1954)
35.30 (77.82)	F	10 yr.	61		Eppright (1954)
40.10 (88.40)	F	11 yr.	58		Eppright (1954)

*Measurements made in undergarments and athletic trunks.

Weight (Continued)

<u>\bar{X}</u> Kg./Lb.	<u>Sex</u>	<u>Age</u>	<u>N</u>	<u>Race</u>	<u>Author</u>
45.60 (100.53)	F	12 yr.	82		Eppright (1954)
46.80 (103.18)	F	13 yr.	44		Eppright (1954)
51.30 (113.10)	F	14 yr.	37		Eppright (1954)
7.26* (16.00)	M	3-6 mo.	66		Fryer, B. et al (1972)
6.62 (14.60)	F	3-6 mo.	61		Fryer, B. et al (1972)
8.89 (19.60)	M	6-9 mo.	35		Fryer, B. et al (1972)
8.35 (18.40)	F	6-9 mo.	50		Fryer, B. et al (1972)
10.16 (22.40)	M	9-12 mo.	79		Fryer, B. et al (1972)
9.30 (20.50)	F	9-12 mo.	59		Fryer, B. et al (1972)
11.02 (24.30)	M	1-1 1/2 yr.	166		Fryer, B. et al (1972)
10.66 (23.50)	F	1-1 1/2 yr.	113		Fryer, B. et al (1972)
12.20 (26.90)	M	1 1/2-2 yr.	131		Fryer, B. et al (1972)
11.25 (24.80)	F	1 1/2-2 yr.	87		Fryer, B. et al (1972)
13.83 (30.50)	M	2 yr.	298		Fryer, B. et al (1972)
13.11 (28.90)	F	2 yr.	253		Fryer, B. et al (1972)
15.74 (34.70)	M	3 yr.	308		Fryer, B. et al (1972)
15.10 (33.30)	F	3 yr.	302		Fryer, B. et al (1972)
17.96 (39.60)	M	4 yr.	344		Fryer, B. et al (1972)
17.60 (38.80)	F	4 yr.	347		Fryer, B. et al (1972)
19.91 (43.90)	M	5 yr.	360		Fryer, B. et al (1972)
19.23 (42.40)	F	5 yr.	268		Fryer, B. et al (1972)

*Weight measured in underpants or diaper.

Weight (Continued)

<u>\bar{X}</u> <u>Kg./Lb.</u>	<u>Sex</u>	<u>Age</u>	<u>N</u>	<u>Race</u>	<u>Author</u>
6.39 (14.09)	M	0-1 yr.	42	Cauc.	Garn (1972)
10.07 (22.20)	M	1 yr.	136	Cauc.	Garn (1972)
12.47 (27.49)	M	2 yr.	171	Cauc.	Garn (1972)
14.67 (32.34)	M	3 yr.	181	Cauc.	Garn (1972)
16.44 (36.24)	M	4 yr.	187	Cauc.	Garn (1972)
18.68 (41.18)	M	5 yr.	232	Cauc.	Garn (1972)
21.13 (46.58)	M	6 yr.	222	Cauc.	Garn (1972)
22.94 (50.57)	M	7 yr.	281	Cauc.	Garn (1972)
25.72 (56.70)	M	8 yr.	267	Cauc.	Garn (1972)
29.05 (64.04)	M	9 yr.	265	Cauc.	Garn (1972)
32.16 (70.90)	M	10 yr.	286	Cauc.	Garn (1972)
36.32 (80.07)	M	11 yr.	258	Cauc.	Garn (1972)
40.05 (88.29)	M	12 yr.	254	Cauc.	Garn (1972)
45.83 (101.04)	M	13 yr.	246	Cauc.	Garn (1972)
52.00 (114.64)	M	14 yr.	170	Cauc.	Garn (1972)
6.34 (14.00)	M	0-1 yr.	19	Neg.	Garn (1972)
9.65 (21.30)	M	1 yr.	87	Neg.	Garn (1972)
12.21 (26.91)	M	2 yr.	99	Neg.	Garn (1972)
14.48 (31.92)	M	3 yr.	105	Neg.	Garn (1972)
16.76 (36.95)	M	4 yr.	124	Neg.	Garn (1972)

Weight (Continued)

<u>\bar{X}</u> <u>Kg./Lb.</u>	<u>Sex</u>	<u>Age</u>	<u>N</u>	<u>Race</u>	<u>Author</u>
18.76 (41.36)	M	5 yr.	149	Neg.	Garn (1972)
20.60 (45.41)	M	6 yr.	143	Neg.	Garn (1972)
23.39 (51.57)	M	7 yr.	150	Neg.	Garn (1972)
26.83 (59.15)	M	8 yr.	127	Neg.	Garn (1972)
28.62 (63.10)	M	9 yr.	147	Neg.	Garn (1972)
30.30 (66.80)	M	10 yr.	128	Neg.	Garn (1972)
35.32 (77.87)	M	11 yr.	118	Neg.	Garn (1972)
38.65 (85.21)	M	12 yr.	153	Neg.	Garn (1972)
43.25 (95.35)	M	13 yr.	143	Neg.	Garn (1972)
50.28 (110.85)	M	14 yr.	130	Neg.	Garn (1972)
5.83 (12.85)	F	0-1 yr.	50	Cauc.	Garn (1972)
9.23 (20.35)	F	1 yr.	159	Cauc.	Garn (1972)
11.98 (26.41)	F	2 yr.	157	Cauc.	Garn (1972)
13.45 (29.65)	F	3 yr.	149	Cauc.	Garn (1972)
15.66 (34.52)	F	4 yr.	200	Cauc.	Garn (1972)
17.84 (39.33)	F	5 yr.	215	Cauc.	Garn (1972)
19.99 (44.07)	F	6 yr.	231	Cauc.	Garn (1972)
22.75 (50.15)	F	7 yr.	248	Cauc.	Garn (1972)
25.57 (56.37)	F	8 yr.	238	Cauc.	Garn (1972)
28.84 (63.58)	F	9 yr.	255	Cauc.	Garn (1972)
32.90 (72.53)	F	10 yr.	249	Cauc.	Garn (1972)
37.32 (82.28)	F	11 yr.	244	Cauc.	Garn (1972)
41.97 (92.53)	F	12 yr.	231	Cauc.	Garn (1972)
47.67 (105.09)	F	13 yr.	203	Cauc.	Garn (1972)

Weight (Continued)

<u>\bar{X}</u> <u>Kg./Lb.</u>	<u>Sex</u>	<u>Age</u>	<u>N</u>	<u>Race</u>	<u>Author</u>
52.35 (115.41)	F	14 yr.	169	Cauc.	Garn (1972)
5.73 (12.63)	F	0-1 yr.	36	Neg.	Garn (1972)
8.90 (19.62)	F	1 yr.	85	Neg.	Garn (1972)
13.02 (28.70)	F	2 yr.	100	Neg.	Garn (1972)
14.11 (31.11)	F	3 yr.	99	Neg.	Garn (1972)
15.60 (34.39)	F	4 yr.	116	Neg.	Garn (1972)
17.67 (38.95)	F	5 yr.	139	Neg.	Garn (1972)
20.14 (44.40)	F	6 yr.	142	Neg.	Garn (1972)
22.70 (50.04)	F	7 yr.	156	Neg.	Garn (1972)
25.15 (55.45)	F	8 yr.	137	Neg.	Garn (1972)
28.66 (63.18)	F	9 yr.	172	Neg.	Garn (1972)
32.55 (71.76)	F	10 yr.	136	Neg.	Garn (1972)
38.72 (85.36)	F	11 yr.	168	Neg.	Garn (1972)
42.39 (93.45)	F	12 yr.	148	Neg.	Garn (1972)
47.39 (104.48)	F	13 yr.	138	Neg.	Garn (1972)
51.94 (114.51)	F	14 yr.	137	Neg.	Garn (1972)

Weight (Continued)

\bar{X} Kg./Lb.	Sex	Age	N	Race	Author
10.89* (24.01)	M	1 yr.	18	Cauc.	Gray (1931)
10.25 (22.60)	F	1 yr.	12	Cauc.	Gray (1931)
13.43 (29.61)	M	2 yr.	21	Cauc.	Gray (1931)
12.48 (27.51)	F	2 yr.	21	Cauc.	Gray (1931)
15.28 (33.69)	M	3 yr.	28	Cauc.	Gray (1931)
15.13 (33.36)	F	3 yr.	23	Cauc.	Gray (1931)
17.27 (38.07)	M	4 yr.	34	Cauc.	Gray (1931)
17.35 (38.25)	F	4 yr.	34	Cauc.	Gray (1931)
19.64 (43.30)	M	5 yr.	74	Cauc.	Gray (1931)
19.53 (43.06)	F	5 yr.	51	Cauc.	Gray (1931)
22.22 (48.99)	M	6 yr.	114	Cauc.	Gray (1931)
22.40 (49.38)	F	6 yr.	74	Cauc.	Gray (1931)
24.64 (54.32)	M	7 yr.	143	Cauc.	Gray (1931)
25.14 (55.42)	F	7 yr.	90	Cauc.	Gray (1931)
27.92 (61.55)	M	8 yr.	147	Cauc.	Gray (1931)
27.90 (61.50)	F	8 yr.	100	Cauc.	Gray (1931)
30.89 (68.10)	M	9 yr.	167	Cauc.	Gray (1931)
31.76 (70.02)	F	9 yr.	122	Cauc.	Gray (1931)
34.45 (75.95)	M	10 yr.	173	Cauc.	Gray (1931)
35.17 (77.54)	F	10 yr.	110	Cauc.	Gray (1931)
37.62 (82.94)	M	11 yr.	201	Cauc.	Gray (1931)
39.11 (86.22)	F	11 yr.	139	Cauc.	Gray (1931)
40.68 (89.68)	M	12 yr.	247	Cauc.	Gray (1931)
43.69 (96.32)	F	12 yr.	126	Cauc.	Gray (1931)
44.77 (98.70)	M	13 yr.	293	Cauc.	Gray (1931)

*Measurements taken without clothing.

Weight (Continued)

<u>\bar{X}</u> <u>Kg./Lb.</u>	<u>Sex</u>	<u>Age</u>	<u>N</u>	<u>Race</u>	<u>Author</u>
47.91 (105.71)	F	13 yr.	124	Cauc.	Gray (1931)
49.34 (108.77)	M	14 yr.	373	Cauc.	Gray (1931)
50.74 (111.86)	F	14 yr.	108	Cauc.	Gray (1931)
22.00 (48.40)	M	6 yr.	489	Cauc.	Hamill, P. et al (1970)
21.80 (48.00)	M	6 yr.	84	Neg.	Hamill, P. et al (1970)
21.60 (47.50)	F	6 yr.	461	Cauc.	Hamill, P. et al (1970)
21.10 (46.40)	F	6 yr.	72	Neg.	Hamill, P. et al (1970)
24.80 (54.60)	M	7 yr.	551	Cauc.	Hamill, P. et al (1970)
24.00 (52.80)	M	7 yr.	79	Neg.	Hamill, P. et al (1970)
24.30 (53.50)	F	7 yr.	512	Cauc.	Hamill, P. et al (1970)
23.70 (52.10)	F	7 yr.	93	Neg.	Hamill, P. et al (1970)
27.80 (61.20)	M	8 yr.	537	Cauc.	Hamill, P. et al (1970)
27.50 (60.50)	M	8 yr.	79	Neg.	Hamill, P. et al (1970)
27.60 (60.70)	F	8 yr.	498	Cauc.	Hamill, P. et al (1970)
27.00 (59.40)	F	8 yr.	113	Neg.	Hamill, P. et al (1970)
31.40 (69.10)	M	9 yr.	525	Cauc.	Hamill, P. et al (1970)
29.40 (64.70)	M	9 yr.	74	Neg.	Hamill, P. et al (1970)
31.40 (69.10)	F	9 yr.	494	Cauc.	Hamill, P. et al (1970)
31.20 (68.60)	F	9 yr.	84	Neg.	Hamill, P. et al (1970)
33.90 (74.60)	M	10 yr.	509	Cauc.	Hamill, P. et al (1970)
32.40 (71.30)	M	10 yr.	65	Neg.	Hamill, P. et al (1970)
35.10 (77.20)	F	10 yr.	505	Cauc.	Hamill, P. et al (1970)
35.70 (78.50)	F	10 yr.	77	Neg.	Hamill, P. et al (1970)

Weight (Continued)

\bar{X} Kg./Lb.	Sex	Age	N	Race	Author
38.60 (84.90)	M	11 yr.	542	Cauc.	Hamill, P. et al (1970)
36.80 (81.00)	M	11 yr.	83	Neg.	Hamill, P. et al (1970)
39.80 (87.60)	F	11 yr.	477	Cauc.	Hamill, P. et al (1970)
41.10 (90.40)	F	11 yr.	84	Neg.	Hamill, P. et al (1970)
6.10 (13.45)	M	3 mo.	265	Cauc.	Kasius (1957)
8.19 (18.05)	M	6 mo.	238	Cauc.	Kasius (1957)
10.65 (23.47)	M	12 mo.	134	Cauc.	Kasius (1957)
6.12 (13.49)	M	3 mo.	151	Neg.	Kasius (1957)
8.01 (17.67)	M	6 mo.	141	Neg.	Kasius (1957)
10.32 (22.76)	M	12 mo.	92	Neg.	Kasius (1957)
5.63 (12.42)	F	3 mo.	248	Cauc.	Kasius (1957)
7.58 (16.72)	F	6 mo.	212	Cauc.	Kasius (1957)
9.83 (21.68)	F	12 mo.	122	Cauc.	Kasius (1957)
5.64 (12.43)	F	3 mo.	130	Neg.	Kasius (1957)
7.47 (16.46)	F	6 mo.	120	Neg.	Kasius (1957)
9.72 (21.42)	F	12 mo.	84	Neg.	Kasius (1957)
23.81* (52.50)	M	7 yr.	161	Cauc.	Krogman (1970)
27.03 (59.60)	M	8 yr.	214	Cauc.	Krogman (1970)
30.25 (66.70)	M	9 yr.	289	Cauc.	Krogman (1970)
35.06 (77.30)	M	10 yr.	299	Cauc.	Krogman (1970)
38.46 (84.80)	M	11 yr.	266	Cauc.	Krogman (1970)
41.82 (92.20)	M	12 yr.	215	Cauc.	Krogman (1970)

*Weight measured with indoor clothing on, shoes off.

Weight (Continued)

<u>\bar{X}</u> <u>Kg./Lb.</u>	<u>Sex</u>	<u>Age</u>	<u>N</u>	<u>Race</u>	<u>Author</u>
50.76 (111.90)	M	13 yr.	146	Cauc.	Krogman (1970)
57.65 (127.10)	M	14 yr.	117	Cauc.	Krogman (1970)
23.04 (50.80)	M	7 yr.	146	Neg.	Krogman (1970)
26.22 (57.80)	M	8 yr.	167	Neg.	Krogman (1970)
29.39 (64.80)	M	9 yr.	138	Neg.	Krogman (1970)
32.75 (72.20)	M	10 yr.	106	Neg.	Krogman (1970)
35.92 (79.20)	M	11 yr.	117	Neg.	Krogman (1970)
39.05 (86.10)	M	12 yr.	95	Neg.	Krogman (1970)
45.45 (100.20)	M	13 yr.	58	Neg.	Krogman (1970)
51.16 (112.80)	M	14 yr.	57	Neg.	Krogman (1970)
23.50 (51.80)	F	7 yr.	153	Cauc.	Krogman (1970)
26.63 (58.70)	F	8 yr.	217	Cauc.	Krogman (1970)
28.76 (63.40)	F	9 yr.	307	Cauc.	Krogman (1970)
32.98 (72.70)	F	10 yr.	344	Cauc.	Krogman (1970)
36.60 (80.70)	F	11 yr.	314	Cauc.	Krogman (1970)
40.96 (90.30)	F	12 yr.	261	Cauc.	Krogman (1970)
46.54 (102.60)	F	13 yr.	170	Cauc.	Krogman (1970)
49.80 (109.80)	F	14 yr.	106	Cauc.	Krogman (1970)
23.50 (51.80)	F	7 yr.	147	Neg.	Krogman (1970)
26.81 (59.10)	F	8 yr.	145	Neg.	Krogman (1970)
28.67 (63.20)	F	9 yr.	150	Neg.	Krogman (1970)
34.16 (75.30)	F	10 yr.	135	Neg.	Krogman (1970)
38.01 (83.80)	F	11 yr.	119	Neg.	Krogman (1970)
41.50 (91.50)	F	12 yr.	83	Neg.	Krogman (1970)

Weight (Continued)

<u>\bar{X}</u> Kg./Lb.	<u>Sex</u>	<u>Age</u>	<u>N</u>	<u>Race</u>	<u>Author</u>
47.17 (104.00)	F	13 yr.	59	Neg.	Krogman (1970)
52.21 (115.10)	F	14 yr.	52	Neg.	Krogman (1970)
21.45 (47.30)	M	5 yr.	12		Martin, W. (1955)
21.64 (47.70)	M	6 yr.	114		Martin, W. (1955)
25.26 (55.70)	M	7 yr.	102		Martin, W. (1955)
28.26 (62.30)	M	8 yr.	108		Martin, W. (1955)
31.89 (70.30)	M	9 yr.	91		Martin, W. (1955)
35.20 (77.60)	M	10 yr.	114		Martin, W. (1955)
39.83 (87.80)	M	11 yr.	103		Martin, W. (1955)
41.96 (92.50)	M	12 yr.	100		Martin, W. (1955)
46.72 (103.00)	M	13 yr.	111		Martin, W. (1955)
53.70 (118.40)	M	14 yr.	175		Martin, W. (1955)
18.64 (41.10)	F	5 yr.	12		Martin, W. (1955)
21.23 (46.80)	F	6 yr.	91		Martin, W. (1955)
23.27 (51.30)	F	7 yr.	86		Martin, W. (1955)
27.53 (60.70)	F	8 yr.	88		Martin, W. (1955)
30.12 (66.40)	F	9 yr.	96		Martin, W. (1955)
34.61 (76.30)	F	10 yr.	79		Martin, W. (1955)
40.01 (88.20)	F	11 yr.	99		Martin, W. (1955)
44.63 (98.40)	F	12 yr.	104		Martin, W. (1955)
47.81 (105.40)	F	13 yr.	131		Martin, W. (1955)
53.12 (117.10)	F	14 yr.	143		Martin, W. (1955)

*Weight measured with clothes and shoes on.

Weight (Continued)

\bar{X} Kg./Lb.	Sex	Age	N	Race	Author
7.53 (16.60)	M	3-6 mo.	112	Cauc.	Meredith (1935)
8.97 (19.78)	M	6-9 mo.	159	Cauc.	Meredith (1935)
10.13 (22.33)	M	9-12 mo.	154	Cauc.	Meredith (1935)
10.84 (23.90)	M	12-15 mo.	145	Cauc.	Meredith (1935)
11.40 (25.13)	M	15-18 mo.	127	Cauc.	Meredith (1935)
12.31 (27.14)	M	1 1/2-1 3/4 yr.	117	Cauc.	Meredith (1935)
12.88 (28.40)	M	1 3/4-2 yr.	106	Cauc.	Meredith (1935)
13.58 (29.94)	M	2-2 1/4 yr.	109	Cauc.	Meredith (1935)
13.86 (30.56)	M	2 1/4-2 1/2 yr.	107	Cauc.	Meredith (1935)
14.67 (32.34)	M	2 1/2-2 3/4 yr.	142	Cauc.	Meredith (1935)
15.04 (33.16)	M	2 3/4-3 yr.	133	Cauc.	Meredith (1935)
15.63 (34.46)	M	3-3 1/2 yr.	269	Cauc.	Meredith (1935)
16.71 (36.84)	M	3 1/2-4 yr.	318	Cauc.	Meredith (1935)
17.47 (38.51)	M	4-4 1/2 yr.	313	Cauc.	Meredith (1935)
18.44 (40.65)	M	4 1/2-5 yr.	349	Cauc.	Meredith (1935)
19.48 (42.95)	M	5-5 1/2 yr.	445	Cauc.	Meredith (1935)
20.45 (45.08)	M	5 1/2-6 yr.	442	Cauc.	Meredith (1935)
21.50 (47.40)	M	6-6 1/2 yr.	316	Cauc.	Meredith (1935)
23.52 (51.85)	M	6 1/2-7 1/2 yr.	598	Cauc.	Meredith (1935)
26.34 (58.07)	M	7 1/2-8 1/2 yr.	529	Cauc.	Meredith (1935)
28.98 (63.89)	M	8 1/2-9 1/2 yr.	482	Cauc.	Meredith (1935)
32.53 (71.72)	M	9 1/2-10 1/2 yr.	390	Cauc.	Meredith (1935)
35.29 (77.80)	M	10 1/2-11 1/2 yr.	368	Cauc.	Meredith (1935)
38.66 (85.23)	M	11 1/2-12 1/2 yr.	340	Cauc.	Meredith (1935)
43.64 (96.21)	M	12 1/2-13 1/2 yr.	345	Cauc.	Meredith (1935)
48.62 (107.19)	M	13 1/2-14 1/2 yr.	345	Cauc.	Meredith (1935)

Weight (Continued)

\bar{X} Kg./Lb.	Sex	Age	N	Race	Author
23.90* (52.69)	M	7 yr.	260	Cauc.	Meredith (1953)
32.90 (72.53)	M	10 yr.	208	Cauc.	Meredith (1953)
23.70 (52.25)	F	7 yr.	168	Cauc.	Meredith (1953)
29.80 (65.70)	F	9 yr.	160	Cauc.	Meredith (1953)
37.50 (82.67)	F	11 yr.	145	Cauc.	Meredith (1953)
31.00 (68.34)	F	9 yr.	141	Cauc.	Meredith (1962)
38.00 (83.77)	F	11 yr.	110	Cauc.	Meredith (1962)
49.40 (108.91)	F	13 yr.	139	Cauc.	Meredith (1962)
4.49** (9.90)	M	1 mo.	1394		Norval (1951)
5.49 (12.10)	M	2 mo.	1432		Norval (1951)
6.30 (13.90)	M	3 mo.	1322		Norval (1951)
6.98 (15.40)	M	4 mo.	1179		Norval (1951)
7.62 (16.80)	M	5 mo.	1058		Norval (1951)
8.16 (18.00)	M	6 mo.	1041		Norval (1951)
8.71 (19.20)	M	7 mo.	899		Norval (1951)
9.16 (20.20)	M	8 mo.	851		Norval (1951)
9.48 (20.90)	M	9 mo.	773		Norval (1951)
9.84 (21.70)	M	10 mo.	686		Norval (1951)
10.16 (22.40)	M	11 mo.	581		Norval (1951)
4.26 (9.40)	F	1 mo.	1201		Norval (1951)
5.08 (11.20)	F	2 mo.	1187		Norval (1951)
5.81 (12.80)	F	3 mo.	1095		Norval (1951)
6.44 (14.20)	F	4 mo.	1013		Norval (1951)

*Weight measured in cotton shorts or rayon panties.

**Measurements were made of children without clothing, weight was taken to 1/10 pound.

Weight (Continued)

<u>Kg./\bar{X}Lb.</u>	<u>Sex</u>	<u>Age</u>	<u>N</u>	<u>Race</u>	<u>Author</u>
7.08 (15.60)	F	5 mo.	927		Norval (1951)
7.57 (16.70)	F	6 mo.	861		Norval (1951)
7.98 (17.60)	F	7 mo.	803		Norval (1951)
8.44 (18.60)	F	8 mo.	721		Norval (1951)
8.75 (19.30)	F	9 mo.	671		Norval (1951)
9.07 (20.00)	F	10 mo.	598		Norval (1951)
9.43 (20.80)	F	11 mo.	495		Norval (1951)
17.50 (38.58)	M	4 yr.	838	Cauc.	Obrien et al (1941)
17.01 (37.50)	F	4 yr.	1007	Cauc.	Obrien et al (1941)
19.59 (43.19)	M	5 yr.	2169	Cauc.	Obrien et al (1941)
18.96 (41.81)	F	5 yr.	2596	Cauc.	Obrien et al (1941)
21.67 (47.78)	M	6 yr.	4157	Cauc.	Obrien et al (1941)
21.07 (46.46)	F	6 yr.	4559	Cauc.	Obrien et al (1941)
23.88 (52.64)	M	7 yr.	5098	Cauc.	Obrien et al (1941)
23.38 (51.54)	F	7 yr.	5367	Cauc.	Obrien et al (1941)
26.44 (58.29)	M	8 yr.	5893	Cauc.	Obrien et al (1941)
25.90 (57.11)	F	8 yr.	5754	Cauc.	Obrien et al (1941)
29.16 (64.29)	M	9 yr.	6242	Cauc.	Obrien et al (1941)
28.60 (63.06)	F	9 yr.	6174	Cauc.	Obrien et al (1941)
31.92 (70.37)	M	10 yr.	6646	Cauc.	Obrien et al (1941)
31.84 (70.19)	F	10 yr.	6253	Cauc.	Obrien et al (1941)
34.56 (76.85)	M	11 yr.	6488	Cauc.	Obrien et al (1941)
35.73 (78.77)	F	11 yr.	6132	Cauc.	Obrien et al (1941)
38.49 (84.85)	M	12 yr.	6612	Cauc.	Obrien et al (1941)

Weight (Continued)

<u>Kg./Lb.</u>	<u>Sex</u>	<u>Age</u>	<u>N</u>	<u>Race</u>	<u>Author</u>
40.41 (89.08)	F	12 yr.	5865	Cauc.	O'Brien et al (1941)
43.12 (95.06)	M	13 yr.	6255	Cauc.	O'Brien et al (1941)
44.85 (98.88)	F	13 yr.	5133	Cauc.	O'Brien et al (1941)
48.50 (106.93)	M	14 yr.	4777	Cauc.	O'Brien et al (1941)
48.16 (106.17)	F	14 yr.	3633	Cauc.	O'Brien et al (1941)
4.22 (9.30)	M	1 mo.	150	Cauc.	Peatman (1938)
5.17 (11.40)	M	2 mo.	172	Cauc.	Peatman (1938)
6.08 (13.40)	M	3 mo.	183	Cauc.	Peatman (1938)
6.99 (15.40)	M	4 mo.	170	Cauc.	Peatman (1938)
7.62 (16.80)	M	5 mo.	160	Cauc.	Peatman (1938)
8.16 (18.00)	M	6 mo.	156	Cauc.	Peatman (1938)
8.62 (19.00)	M	7 mo.	141	Cauc.	Peatman (1938)
9.07 (20.00)	M	8 mo.	130	Cauc.	Peatman (1938)
9.48 (20.90)	M	9 mo.	122	Cauc.	Peatman (1938)
9.66 (21.30)	M	10 mo.	121	Cauc.	Peatman (1938)
9.98 (22.00)	M	11 mo.	115	Cauc.	Peatman (1938)
10.43 (23.00)	M	12 mo.	144	Cauc.	Peatman (1938)
11.25 (24.80)	M	15 mo.	141	Cauc.	Peatman (1938)
11.84 (26.10)	M	1 1/2 yr.	108	Cauc.	Peatman (1938)
12.47 (27.50)	M	1 3/4 yr.	87	Cauc.	Peatman (1938)
13.20 (29.10)	M	2 yr.	101	Cauc.	Peatman (1938)
13.97 (30.80)	M	2 1/2 yr.	101	Cauc.	Peatman (1938)
15.33 (33.80)	M	2 3/4 yr.	93	Cauc.	Peatman (1938)
16.28 (35.90)	M	3 yr.	65	Cauc.	Peatman (1938)

Weight (Continued)

\bar{X} Kg./Lb.	Sex	Age	N	Race	Author
17.28 (38.10)	M	3 1/2 yr.	63	Cauc.	Peatman (1938)
18.60 (41.00)	M	3 3/4 yr.	43	Cauc.	Peatman (1938)
18.78 (41.40)	M	4 yr.	67	Cauc.	Peatman (1938)
4.04 (8.90)	F	1 mo.	129	Cauc.	Peatman (1938)
4.90 (10.80)	F	2 mo.	165	Cauc.	Peatman (1938)
5.67 (12.50)	F	3 mo.	160	Cauc.	Peatman (1938)
6.58 (14.50)	F	4 mo.	162	Cauc.	Peatman (1938)
7.12 (15.70)	F	5 mo.	159	Cauc.	Peatman (1938)
7.57 (16.70)	F	6 mo.	147	Cauc.	Peatman (1938)
8.03 (17.70)	F	7 mo.	137	Cauc.	Peatman (1938)
8.53 (18.80)	F	8 mo.	132	Cauc.	Peatman (1938)
8.93 (19.70)	F	9 mo.	116	Cauc.	Peatman (1938)
9.34 (20.60)	F	10 mo.	109	Cauc.	Peatman (1938)
9.53 (21.00)	F	11 mo.	96	Cauc.	Peatman (1938)
9.89 (21.80)	F	12 mo.	152	Cauc.	Peatman (1938)
10.61 (23.40)	F	15 mo.	117	Cauc.	Peatman (1938)
11.16 (24.60)	F	1 1/2 yr.	106	Cauc.	Peatman (1938)
11.70 (25.80)	F	1 3/4 yr.	85	Cauc.	Peatman (1938)
12.43 (27.40)	F	2 yr.	108	Cauc.	Peatman (1938)
13.34 (29.40)	F	2 1/2 yr.	100	Cauc.	Peatman (1938)
14.42 (31.80)	F	2 3/4 yr.	82	Cauc.	Peatman (1938)
14.79 (32.60)	F	3 yr.	71	Cauc.	Peatman (1938)
16.65 (36.70)	F	3 1/2 yr.	74	Cauc.	Peatman (1938)
17.51 (38.60)	F	3 3/4 yr.	48	Cauc.	Peatman (1938)
18.78 (41.40)	F	4 yr.	61	Cauc.	Peatman (1938)

Weight (Continued)

\bar{x} Kg./Lb.	Sex	Age	N	Race	Author
4.04 (8.89)	M	1 mo.	47	Neg.	Scott (1962)
4.90 (10.80)	M	2 mo.	47	Neg.	Scott (1962)
5.74 (12.64)	M	3 mo.	47	Neg.	Scott (1962)
6.45 (14.20)	M	4 mo.	47	Neg.	Scott (1962)
7.06 (15.56)	M	5 mo.	47	Neg.	Scott (1962)
7.61 (16.77)	M	6 mo.	47	Neg.	Scott (1962)
8.12 (17.89)	M	7 mo.	47	Neg.	Scott (1962)
8.56 (18.86)	M	8 mo.	47	Neg.	Scott (1962)
8.99 (19.80)	M	9 mo.	47	Neg.	Scott (1962)
9.38 (20.67)	M	10 mo.	47	Neg.	Scott (1962)
9.76 (21.49)	M	11 mo.	47	Neg.	Scott (1962)
10.09 (22.23)	M	12 mo.	47	Neg.	Scott (1962)
10.40 (22.91)	M	13 mo.	47	Neg.	Scott (1962)
3.98 (8.76)	F	1 mo.	64	Neg.	Scott (1962)
4.70 (10.36)	F	2 mo.	64	Neg.	Scott (1962)
5.41 (11.92)	F	3 mo.	64	Neg.	Scott (1962)
6.08 (13.38)	F	4 mo.	64	Neg.	Scott (1962)
6.67 (14.70)	F	5 mo.	64	Neg.	Scott (1962)
7.24 (15.95)	F	6 mo.	64	Neg.	Scott (1962)
7.73 (17.02)	F	7 mo.	64	Neg.	Scott (1962)
8.16 (17.97)	F	8 mo.	64	Neg.	Scott (1962)
8.57 (18.87)	F	9 mo.	64	Neg.	Scott (1962)
8.95 (19.71)	F	10 mo.	64	Neg.	Scott (1962)
9.29 (20.46)	F	11 mo.	64	Neg.	Scott (1962)
9.62 (21.18)	F	12 mo.	64	Neg.	Scott (1962)
9.93 (21.87)	F	13 mo.	64	Neg.	Scott (1962)

Weight (Continued)

\bar{X} Kg./Lb.	Sex	Age	N	Race	Author
6.52 (14.37)	M	3 mo.	137		Simmons & Todd (1938)
8.40 (18.52)	M	6 mo.	147		Simmons & Todd (1938)
9.82 (21.64)	M	9 mo.	151		Simmons & Todd (1938)
10.82 (23.85)	M	12 mo.	154		Simmons & Todd (1938)
11.83 (26.09)	M	18 mo.	154		Simmons & Todd (1938)
13.17 (29.05)	M	2 yr.	157		Simmons & Todd (1938)
14.19 (31.28)	M	2 1/2 yr.	164		Simmons & Todd (1938)
15.21 (33.54)	M	3 yr.	168		Simmons & Todd (1938)
16.29 (35.92)	M	3 1/2 yr.	164		Simmons & Todd (1938)
17.41 (38.39)	M	4 yr.	158		Simmons & Todd (1938)
18.47 (40.72)	M	4 1/2 yr.	165		Simmons & Todd (1938)
19.58 (43.16)	M	5 yr.	160		Simmons & Todd (1938)
22.01 (48.53)	M	6 yr.	113		Simmons & Todd (1938)
24.79 (54.65)	M	7 yr.	104		Simmons & Todd (1938)
28.23 (62.24)	M	8 yr.	88		Simmons & Todd (1938)
31.54 (69.53)	M	9 yr.	77		Simmons & Todd (1938)
35.62 (78.54)	M	10 yr.	100		Simmons & Todd (1938)
39.23 (86.49)	M	11 yr.	99		Simmons & Todd (1938)
42.04 (92.69)	M	12 yr.	106		Simmons & Todd (1938)
46.63 (102.80)	M	13 yr.	71		Simmons & Todd (1938)
5.94 (13.09)	F	3 mo.	116		Simmons & Todd (1938)
7.73 (17.03)	F	6 mo.	132		Simmons & Todd (1938)
8.91 (19.65)	F	9 mo.	141		Simmons & Todd (1938)
9.93 (21.91)	F	12 mo.	148		Simmons & Todd (1938)
11.35 (25.02)	F	18 mo.	152		Simmons & Todd (1938)
12.48 (27.51)	F	2 yr.	165		Simmons & Todd (1938)

Weight (Continued)

<u>Kg./Lb.</u> \bar{X}	<u>Sex</u>	<u>Age</u>	<u>N</u>	<u>Race</u>	<u>Author</u>
13.64 (30.07)	F	2 1/2 yr.	171		Simmons & Todd (1938)
14.74 (32.49)	F	3 yr.	184		Simmons & Todd (1938)
15.81 (34.85)	F	3 1/2 yr.	182		Simmons & Todd (1938)
16.84 (37.12)	F	4 yr.	179		Simmons & Todd (1938)
18.31 (40.37)	F	4 1/2 yr.	186		Simmons & Todd (1938)
19.21 (42.34)	F	5 yr.	172		Simmons & Todd (1938)
22.02 (48.55)	F	6 yr.	121		Simmons & Todd (1938)
24.49 (53.99)	F	7 yr.	114		Simmons & Todd (1938)
27.87 (61.45)	F	8 yr.	73		Simmons & Todd (1938)
32.17 (70.92)	F	9 yr.	66		Simmons & Todd (1938)
35.20 (77.60)	F	10 yr.	88		Simmons & Todd (1938)
39.48 (87.04)	F	11 yr.	101		Simmons & Todd (1938)
46.57 (102.66)	F	12 yr.	88		Simmons & Todd (1938)
51.97 (114.58)	F	13 yr.	48		Simmons & Todd (1938)
13.63 (30.05)	M	2 yr.	66	Cauc.	Tuddenham (1953)
12.79 (28.20)	F	2 yr.	70	Cauc.	Tuddenham (1953)
15.69 (34.59)	M	3 yr.	66	Cauc.	Tuddenham (1953)
14.98 (33.02)	F	3 yr.	70	Cauc.	Tuddenham (1953)
17.80 (39.24)	M	4 yr.	66	Cauc.	Tuddenham (1953)
17.34 (38.23)	F	4 yr.	70	Cauc.	Tuddenham (1953)
20.09 (44.29)	M	5 yr.	66	Cauc.	Tuddenham (1953)
19.58 (43.17)	F	5 yr.	70	Cauc.	Tuddenham (1953)
22.15 (48.83)	M	6 yr.	66	Cauc.	Tuddenham (1953)
22.08 (48.68)	F	6 yr.	70	Cauc.	Tuddenham (1953)

Weight (Continued)

\bar{X} Kg./Lb.	Sex	Age	N	Race	Author
24.71 (54.48)	M	7 yr.	66	Cauc.	Tuddenham (1953)
24.83 (54.74)	F	7 yr.	70	Cauc.	Tuddenham (1953)
28.03 (61.79)	M	8 yr.	66	Cauc.	Tuddenham (1953)
28.01 (61.75)	F	8 yr.	70	Cauc.	Tuddenham (1953)
31.69 (69.86)	M	9 yr.	66	Cauc.	Tuddenham (1953)
31.64 (69.75)	F	9 yr.	70	Cauc.	Tuddenham (1953)
35.06 (77.29)	M	10 yr.	66	Cauc.	Tuddenham (1953)
35.92 (79.19)	F	10 yr.	70	Cauc.	Tuddenham (1953)
38.86 (85.67)	M	11 yr.	66	Cauc.	Tuddenham (1953)
40.74 (89.81)	F	11 yr.	70	Cauc.	Tuddenham (1953)
43.34 (95.55)	M	12 yr.	66	Cauc.	Tuddenham (1953)
46.14 (101.72)	F	12 yr.	70	Cauc.	Tuddenham (1953)
48.86 (107.72)	M	13 yr.	66	Cauc.	Tuddenham (1953)
51.35 (113.21)	F	13 yr.	70	Cauc.	Tuddenham (1953)
54.81 (120.83)	M	14 yr.	66	Cauc.	Tuddenham (1953)
54.89 (121.01)	F	14 yr.	70	Cauc.	Tuddenham (1953)
5.8 (12.81)	M	3 mo.	125	Cauc.	Vickers (1943)
5.6 (12.38)	F	3 mo.	129	Cauc.	Vickers (1943)
7.8 (17.19)	M	6 mo.	118	Cauc.	Vickers (1943)
7.9 (17.31)	F	6 mo.	134	Cauc.	Vickers (1943)
9.3 (20.38)	M	9 mo.	119	Cauc.	Vickers (1943)
8.9 (19.56)	F	9 mo.	122	Cauc.	Vickers (1943)
10.0 (22.63)	M	1 yr.	117	Cauc.	Vickers (1943)
9.9 (21.81)	F	1 yr.	127	Cauc.	Vickers (1943)

Weight (Continued)

\bar{X} Kg./Lb.	Sex	Age	N	Race	Author
11.7 (25.75)	M	1 1/2 yr.	111	Cauc.	Vickers (1943)
11.3 (24.75)	F	1 1/2 yr.	114	Cauc.	Vickers (1943)
12.7 (28.06)	M	2 yr.	105	Cauc.	Vickers (1943)
12.4 (27.31)	F	2 yr.	106	Cauc.	Vickers (1943)
13.8 (30.31)	M	2 1/2 yr.	107	Cauc.	Vickers (1943)
13.6 (30.00)	F	2 1/2 yr.	103	Cauc.	Vickers (1943)
14.7 (32.38)	M	3 yr.	101	Cauc.	Vickers (1943)
14.5 (32.06)	F	3 yr.	103	Cauc.	Vickers (1943)
15.6 (34.38)	M	3 1/2 yr.	96	Cauc.	Vickers (1943)
15.7 (34.50)	F	3 1/2 yr.	100	Cauc.	Vickers (1943)
16.6 (36.63)	M	4 yr.	88	Cauc.	Vickers (1943)
16.7 (36.81)	F	4 yr.	93	Cauc.	Vickers (1943)
17.4 (38.44)	M	4 1/2 yr.	89	Cauc.	Vickers (1943)
17.8 (39.13)	F	4 1/2 yr.	91	Cauc.	Vickers (1943)
18.6 (40.88)	M	5 yr.	88	Cauc.	Vickers (1943)
18.8 (41.31)	F	5 yr.	88	Cauc.	Vickers (1943)
19.7 (43.44)	M	5 1/2 yr.	80	Cauc.	Vickers (1943)
19.7 (43.38)	F	5 1/2 yr.	81	Cauc.	Vickers (1943)
20.6 (45.44)	M	6 yr.	77	Cauc.	Vickers (1943)
20.5 (45.13)	F	6 yr.	68	Cauc.	Vickers (1943)
21.7 (47.69)	M	6 1/2 yr.	69	Cauc.	Vickers (1943)
21.6 (47.50)	F	6 1/2 yr.	65	Cauc.	Vickers (1943)
23.3 (51.25)	M	7 yr.	63	Cauc.	Vickers (1943)
22.8 (50.25)	F	7 yr.	62	Cauc.	Vickers (1943)
23.9 (52.57)	M	7 1/2 yr.	57	Cauc.	Vickers (1943)
24.0 (52.75)	F	7 1/2 yr.	52	Cauc.	Vickers (1943)

Weight (Continued)

<u>\bar{X}</u> Kg./Lb.	<u>Sex</u>	<u>Age</u>	<u>N</u>	<u>Race</u>	<u>Author</u>
25.3 (55.81)	M	8 yr.	56	Cauc.	Vickers (1943)
25.4 (55.88)	F	8 yr.	47	Cauc.	Vickers (1943)
26.3 (57.75)	M	8 1/2 yr.	40	Cauc.	Vickers (1943)
26.9 (59.19)	F	8 1/2 yr.	37	Cauc.	Vickers (1943)
27.7 (61.00)	M	9 yr.	40	Cauc.	Vickers (1943)
27.7 (61.06)	F	9 yr.	34	Cauc.	Vickers (1943)
30.3 (66.69)	M	9 1/2 yr.	31	Cauc.	Vickers (1943)
28.6 (62.94)	F	9 1/2 yr.	27	Cauc.	Vickers (1943)
31.0 (68.25)	M	10 yr.	26	Cauc.	Vickers (1943)
32.0 (70.38)	F	10 yr.	24	Cauc.	Vickers (1943)
a) New York Private Schools					
10.5 (23.15)	M	1 yr.	20	Cauc.	Wallis (1931)
10.2 (22.49)	F	1 yr.	14	Cauc.	Wallis (1931)
13.3 (29.32)	M	2 yr.	20	Cauc.	Wallis (1931)
12.4 (27.34)	F	2 yr.	22	Cauc.	Wallis (1931)
15.1 (33.29)	M	3 yr.	40	Cauc.	Wallis (1931)
14.7 (32.41)	F	3 yr.	34	Cauc.	Wallis (1931)
16.6 (36.60)	M	4 yr.	39	Cauc.	Wallis (1931)
17.3 (38.14)	F	4 yr.	41	Cauc.	Wallis (1931)
19.0 (41.89)	M	5 yr.	51	Cauc.	Wallis (1931)
18.9 (41.67)	F	5 yr.	48	Cauc.	Wallis (1931)
20.3 (44.75)	M	6 yr.	35	Cauc.	Wallis (1931)
21.1 (46.52)	F	6 yr.	39	Cauc.	Wallis (1931)
23.6 (52.03)	M	7 yr.	23	Cauc.	Wallis (1931)

Weight (Continued)

\bar{X} Kg./Lb.	Sex	Age	N	Race	Author
23.9 (52.69)	F	7 yr.	23	Cauc.	Wallis (1931)
26.0 (57.32)	M	8 yr.	18	Cauc.	Wallis (1931)
26.8 (59.08)	F	8 yr.	15	Cauc.	Wallis (1931)
b) Merrill Palmer Children					
13.4 (29.54)	M	2 yr.	15	Cauc.	Wallis (1931)
12.2 (26.90)	F	2 yr.	8	Cauc.	Wallis (1931)
15.0 (33.07)	M	3 yr.	40	Cauc.	Wallis (1931)
14.5 (31.97)	F	3 yr.	48	Cauc.	Wallis (1931)
16.5 (36.38)	M	4 yr.	48	Cauc.	Wallis (1931)
16.0 (35.27)	F	4 yr.	53	Cauc.	Wallis (1931)
18.5 (40.79)	M	5 yr.	33	Cauc.	Wallis (1931)
18.3 (40.34)	F	5 yr.	32	Cauc.	Wallis (1931)
c) Iowa Child Welfare Research Station Children					
9.7 (21.38)	M	1 yr.	48	Cauc.	Wallis (1931)
8.4 (18.52)	F	1 yr.	29	Cauc.	Wallis (1931)
12.9 (28.44)	M	2 yr.	13	Cauc.	Wallis (1931)
12.4 (27.34)	F	2 yr.	13	Cauc.	Wallis (1931)
15.3 (33.73)	M	3 yr.	20	Cauc.	Wallis (1931)
14.8 (32.63)	F	3 yr.	25	Cauc.	Wallis (1931)
16.8 (37.04)	M	4 yr.	25	Cauc.	Wallis (1931)
15.9 (35.05)	F	4 yr.	31	Cauc.	Wallis (1931)
19.0 (41.89)	M	5 yr.	28	Cauc.	Wallis (1931)
18.1 (39.90)	F	5 yr.	38	Cauc.	Wallis (1931)
20.5 (45.19)	M	.6 yr.	40	Cauc.	Wallis (1931)
20.4 (44.97)	F	6 yr.	40	Cauc.	Wallis (1931)

Weight (Continued)

\bar{X} Kg./Lb.	Sex	Age	N	Race	Author
23.1 (50.93)	M	7 yr.	44	Cauc.	Wallis (1931)
22.7 (50.04)	F	7 yr.	36	Cauc.	Wallis (1931)
25.6 (56.44)	M	8 yr.	47	Cauc.	Wallis (1931)
24.0 (52.91)	F	8 yr.	30	Cauc.	Wallis (1931)
25.90 (57.10)	M	8 yr.	320	Cauc.	Welch, et al (1971)
25.49 (56.20)	F	8 yr.	276	Cauc.	Welch, et al (1971)
35.88 (79.10)	M	11 yr.	351	Cauc.	Welch, et al (1971)
36.06 (79.50)	F	11 yr.	337	Cauc.	Welch, et al (1971)
22.32 (49.21)	M	6 yr.	28		Wheeler (1933)
23.45 (51.70)	M	7 yr.	65		Wheeler (1933)
25.58 (56.39)	M	8 yr.	64		Wheeler (1933)
27.31 (60.21)	M	9 yr.	87		Wheeler (1933)
30.93 (68.19)	M	10 yr.	83		Wheeler (1933)
33.47 (73.79)	M	11 yr.	91		Wheeler (1933)
36.70 (80.91)	M	12 yr.	80		Wheeler (1933)
39.87 (87.90)	M	13 yr.	77		Wheeler (1933)
44.09 (97.20)	M	14 yr.	66		Wheeler (1933)
19.19 (42.31)	F	6 yr.	20		Wheeler (1933)
21.77 (47.99)	F	7 yr.	48		Wheeler (1933)
24.63 (54.30)	F	8 yr.	77		Wheeler (1933)
26.85 (59.19)	F	9 yr.	78		Wheeler (1933)
30.08 (66.31)	F	10 yr.	107		Wheeler (1933)
33.47 (73.79)	F	11 yr.	91		Wheeler (1933)

Weight (Continued)

 \bar{X}

<u>Kg./Lb.</u>	<u>Sex</u>	<u>Age</u>	<u>N</u>	<u>Race</u>	<u>Author</u>
35.97 (79.30)	F	12 yr.	83		Wheeler (1933)
44.50 (98.10)	F	13 yr.	79		Wheeler (1933)
47.22 (104.10)	F	14 yr.	60		Wheeler (1933)
12.30 (27.17)	F	2 yr.	25	Cauc.	Wise (1942)
14.30 (31.53)	F	3 yr.	20	Cauc.	Wise (1942)
15.70 (34.61)	F	4 yr.	24	Cauc.	Wise (1942)
17.70 (39.02)	F	5 yr.	23	Cauc.	Wise (1942)
23.32* (51.42)	M	7 yr.	109	Cauc.	Whitacre (1939)
24.70 (54.46)	M	8 yr.	230	Cauc.	Whitacre (1939)
26.66 (58.78)	M	9 yr.	267	Cauc.	Whitacre (1939)
29.62 (65.31)	M	10 yr.	325	Cauc.	Whitacre (1939)
32.09 (70.75)	M	11 yr.	287	Cauc.	Whitacre (1939)
33.80 (74.52)	M	12 yr.	125	Cauc.	Whitacre (1939)
37.22 (82.06)	M	13 yr.	51	Cauc.	Whitacre (1939)
22.32 (49.21)	F	7 yr.	127	Cauc.	Whitacre (1939)
24.25 (53.46)	F	8 yr.	221	Cauc.	Whitacre (1939)
27.09 (59.72)	F	9 yr.	248	Cauc.	Whitacre (1939)
30.01 (66.22)	F	10 yr.	270	Cauc.	Whitacre (1939)
32.89 (72.51)	F	11 yr.	203	Cauc.	Whitacre (1939)
35.49 (78.25)	F	12 yr.	106	Cauc.	Whitacre (1939)
39.12 (86.25)	F	13 yr.	24	Cauc.	Whitacre (1939)

*Weight taken to nearest ounce (with children in light garment).

Malawi (Continued)

<u>Kg.</u>	<u>Sex</u>	<u>Age</u>	<u>N</u>	<u>Race</u>	<u>Author</u>
21.08 (46.72)	M	7 yr.	42	Neg.	Whitacre (1939)
30.77 (68.15)	M	8 yr.	104	Neg.	Whitacre (1939)
25.7 (56.42)	M	9 yr.	145	Neg.	Whitacre (1939)
21.77 (47.84)	M	10 yr.	151	Neg.	Whitacre (1939)
21.77 (47.84)	M	11 yr.	135	Neg.	Whitacre (1939)
20.7 (45.62)	M	12 yr.	140	Neg.	Whitacre (1939)
21.31 (46.98)	M	13 yr.	144	Neg.	Whitacre (1939)
20.71 (45.67)	M	14 yr.	150	Neg.	Whitacre (1939)
13.61 (29.83)	F	7 yr.	30	Neg.	Whitacre (1939)
21.72 (47.80)	F	8 yr.	99	Neg.	Whitacre (1939)
21.74 (47.86)	F	9 yr.	141	Neg.	Whitacre (1939)
21.36 (46.78)	F	10 yr.	159	Neg.	Whitacre (1939)
20.57 (45.22)	F	11 yr.	149	Neg.	Whitacre (1939)
21.51 (47.29)	F	12 yr.	176	Neg.	Whitacre (1939)
18.42 (40.72)	F	13 yr.	159	Neg.	Whitacre (1939)
17.78 (39.11)	F	14 yr.	146	Neg.	Whitacre (1939)

B Foreign

6.1 (13.52)	M	<1 mo.	67	Eskimo	Heller (1967)
7.46 (16.44)	F	<1 mo.	69	Eskimo	Heller (1967)
4.90 (10.80)	M	1 mo.	84	Eskimo	Heller (1967)
4.50 (9.92)	F	1 mo.	68	Eskimo	Heller (1967)
5.60 (12.35)	M	2 mo.	91	Eskimo	Heller (1967)

*Children under 3 wore little or no clothing; older children wore indoor clothing.

Weight (Continued)

\bar{x} Kg./Lb.	Sex	Age	N	Race	Author
5.40 (11.90)	F	2 mo.	101	Eskimo	Heller (1967)
6.70 (14.77)	M	3 mo.	88	Eskimo	Heller (1967)
6.10 (13.45)	F	3 mo.	80	Eskimo	Heller (1967)
7.50 (16.53)	M	4 mo.	72	Eskimo	Heller (1967)
6.80 (14.99)	F	4 mo.	61	Eskimo	Heller (1967)
8.00 (17.64)	M	5 mo.	76	Eskimo	Heller (1967)
7.50 (16.53)	F	5 mo.	83	Eskimo	Heller (1967)
8.50 (18.74)	M	6 mo.	82	Eskimo	Heller (1967)
8.10 (17.86)	F	6 mo.	79	Eskimo	Heller (1967)
9.00 (19.84)	M	7 mo.	63	Eskimo	Heller (1967)
8.40 (18.52)	F	7 mo.	63	Eskimo	Heller (1967)
9.40 (20.72)	M	8 mo.	71	Eskimo	Heller (1967)
8.70 (19.18)	F	8 mo.	75	Eskimo	Heller (1967)
9.90 (21.83)	M	9-11 mo.	170	Eskimo	Heller (1967)
9.30 (20.50)	F	9-11 mo.	166	Eskimo	Heller (1967)
10.80 (23.81)	M	12-14 mo.	137	Eskimo	Heller (1967)
10.30 (22.71)	F	12-14 mo.	147	Eskimo	Heller (1967)
11.50 (25.35)	M	15-17 mo.	126	Eskimo	Heller (1967)
10.80 (23.81)	F	15-17 mo.	124	Eskimo	Heller (1967)
12.30 (27.12)	M	18-20 mo.	123	Eskimo	Heller (1967)
12.00 (26.46)	F	18-20 mo.	132	Eskimo	Heller (1967)
13.30 (29.32)	M	21-23 mo.	96	Eskimo	Heller (1967)
12.60 (27.78)	F	21-23 mo.	98	Eskimo	Heller (1967)
13.90 (30.64)	M	24-26 mo.	69	Eskimo	Heller (1967)
13.70 (30.20)	F	24-26 mo.	69	Eskimo	Heller (1967)

Weight (Continued)

<u>\bar{X}</u> Kg./Lb.	<u>Sex</u>	<u>Age</u>	<u>N</u>	<u>Race</u>	<u>Author</u>
14.60 (32.19)	M	27-29 mo.	89	Eskimo	Heller (1967)
13.80 (30.42)	F	27-29 mo.	83	Eskimo	Heller (1967)
15.00 (33.07)	M	30-32 mo.	100	Eskimo	Heller (1967)
14.60 (32.19)	F	30-32 mo.	98	Eskimo	Heller (1967)
15.40 (33.95)	M	33-35 mo.	81	Eskimo	Heller (1967)
14.90 (32.85)	F	33-35 mo.	76	Eskimo	Heller (1967)
15.70 (34.61)	M	3 yr.	30	Eskimo	Heller (1967)
15.00 (33.07)	F	3 yr.	27	Eskimo	Heller (1967)
16.80 (37.04)	M	4 yr.	30	Eskimo	Heller (1967)
16.60 (36.60)	F	4 yr.	30	Eskimo	Heller (1967)
20.30 (44.75)	M	5 yr.	19	Eskimo	Heller (1967)
19.20 (42.34)	F	5 yr.	30	Eskimo	Heller (1967)
21.60 (47.62)	M	6 yr.	25	Eskimo	Heller (1967)
19.20 (42.33)	F	6 yr.	21	Eskimo	Heller (1967)
23.60 (52.03)	M	7 yr.	29	Eskimo	Heller (1967)
21.70 (47.84)	F	7 yr.	24	Eskimo	Heller (1967)
26.30 (57.98)	M	8 yr.	24	Eskimo	Heller (1967)
24.90 (54.89)	F	8 yr.	21	Eskimo	Heller (1967)
29.30 (64.59)	M	9 yr.	20	Eskimo	Heller (1967)
27.00 (59.52)	F	9 yr.	22	Eskimo	Heller (1967)
32.00 (70.55)	M	10 yr.	19	Eskimo	Heller (1967)
30.40 (67.02)	F	10 yr.	20	Eskimo	Heller (1967)
34.20 (75.40)	M	11 yr.	16	Eskimo	Heller (1967)
34.20 (75.40)	F	11 yr.	14	Eskimo	Heller (1967)
36.90 (81.35)	M	12 yr.	19	Eskimo	Heller (1967)

Weight (Continued)

\bar{x} Kg./Lb.	Sex	Age	N	Race	Author
35.80 (78.92)	F	12 yr.	15	Eskimo	Heller (1967)
39.30 (86.64)	M	13 yr.	15	Eskimo	Heller (1967)
42.40 (93.48)	F	13 yr.	17	Eskimo	Heller (1967)
43.00 (94.80)	M	14 yr.	18	Eskimo	Heller (1967)
45.60 (100.53)	F	14 yr.	7	Eskimo	Heller (1967)
8.40 (18.52)	M	15 mo.	32	Indian	Malcolm (1970)
8.10 (17.86)	F	15 mo.	29	Indian	Malcolm (1970)
9.70 (21.38)	M	2 yr.	57	Indian	Malcolm (1970)
9.30 (20.50)	F	2 yr.	59	Indian	Malcolm (1970)
11.60 (25.57)	M	3 yr.	48	Indian	Malcolm (1970)
11.40 (25.13)	F	3 yr.	58	Indian	Malcolm (1970)
13.20 (29.10)	M	4 yr.	48	Indian	Malcolm (1970)
12.80 (28.22)	F	4 yr.	47	Indian	Malcolm (1970)
14.50 (31.97)	M	5 yr.	43	Indian	Malcolm (1970)
13.60 (29.98)	F	5 yr.	45	Indian	Malcolm (1970)
15.80 (34.83)	M	6 yr.	77	Indian	Malcolm (1970)
15.10 (33.29)	F	6 yr.	42	Indian	Malcolm (1970)
17.00 (37.48)	M	7 yr.	62	Indian	Malcolm (1970)
16.90 (37.26)	F	7 yr.	63	Indian	Malcolm (1970)
18.00 (39.68)	M	8 yr.	66	Indian	Malcolm (1970)
18.60 (41.01)	F	8 yr.	53	Indian	Malcolm (1970)
19.30 (42.55)	M	9 yr.	46	Indian	Malcolm (1970)
19.70 (43.43)	F	9 yr.	43	Indian	Malcolm (1970)

Weight (Continued)

\bar{X} Kg./Lb.	Sex	Age	N	Race	Author
20.90 (46.08)	M	10 yr.	36	Indian	Malcolm (1970)
21.10 (46.52)	F	10 yr.	32	Indian	Malcolm (1970)
23.10 (50.93)	M	11 yr.	20	Indian	Malcolm (1970)
22.20 (48.94)	F	11 yr.	14	Indian	Malcolm (1970)
24.00 (52.91)	M	12 yr.	31	Indian	Malcolm (1970)
22.80 (50.26)	F	12 yr.	20	Indian	Malcolm (1970)
25.30 (55.78)	M	13 yr.	36	Indian	Malcolm (1970)
26.60 (58.64)	F	13 yr.	38	Indian	Malcolm (1970)
27.30 (60.19)	M	14 yr.	27	Indian	Malcolm (1970)
30.10 (66.36)	F	14 yr.	40	Indian	Malcolm (1970)
7.90* (17.42)	M	6 mo.-1 yr.	11	Neg.	Marshall (1970)
8.16 (17.99)	F	6 mo.-1 yr.	14	Neg.	Marshall (1970)
10.02 (22.09)	M	1-1 1/2 yr.	11	Neg.	Marshall (1970)
10.02 (22.09)	F	1-1 1/2 yr.	11	Neg.	Marshall (1970)
10.35 (22.82)	M	1 1/2-2 yr.	8	Neg.	Marshall (1970)
11.09 (24.45)	F	1 1/2-2 yr.	9	Neg.	Marshall (1970)
10.64 (23.46)	M	2-2 1/2 yr.	10	Neg.	Marshall (1970)
11.60 (25.57)	F	2-2 1/2 yr.	7	Neg.	Marshall (1970)
12.70 (28.00)	M	2 1/2-3 yr.	29	Neg.	Marshall (1970)
12.68 (27.95)	F	2 1/2-3 yr.	27	Neg.	Marshall (1970)
13.15 (28.99)	M	3-3 1/2 yr.	48	Neg.	Marshall (1970)
13.24 (29.19)	F	3-3 1/2 yr.	41	Neg.	Marshall (1970)
14.61 (32.21)	M	3 1/2-4 yr.	21	Neg.	Marshall (1970)
13.55 (29.87)	F	3 1/2-4 yr.	36	Neg.	Marshall (1970)

*Weight taken by measurement or from growth chart.

Weight (Continued)

\bar{X} Kg./Lb.	Sex	Age	N	Race	Author
14.57 (32.12)	M	4-5 yr.	9	Neg.	Marshall (1970)
14.94 (32.93)	F	4-5 yr.	15	Neg.	Marshall (1970)
22.89 (50.46)	M	7-8 yr.	18	Neg.	Marshall (1970)
22.11 (48.74)	F	7-8 yr.	25	Neg.	Marshall (1970)
24.73 (54.52)	M	8-9 yr.	37	Neg.	Marshall (1970)
24.51 (54.03)	F	8-9 yr.	24	Neg.	Marshall (1970)
26.23 (57.83)	M	9-10 yr.	51	Neg.	Marshall (1970)
26.06 (57.45)	F	9-10 yr.	39	Neg.	Marshall (1970)
28.68 (63.23)	M	10-11 yr.	34	Neg.	Marshall (1970)
31.00 (68.34)	F	10-11 yr.	51	Neg.	Marshall (1970)
32.26 (71.12)	M	11-12 yr.	41	Neg.	Marshall (1970)
32.36 (71.34)	F	11-12 yr.	38	Neg.	Marshall (1970)
33.33 (73.48)	M	12-13 yr.	23	Neg.	Marshall (1970)
37.40 (82.45)	F	12-13 yr.	35	Neg.	Marshall (1970)
38.39 (84.63)	M	13-14 yr.	16	Neg.	Marshall (1970)
43.81 (96.58)	F	13-14 yr.	19	Neg.	Marshall (1970)
16.3 (35.93)	M	6 yr.	3816	*	McDowell (1970)
16.0 (35.27)	F	6 yr.	3665		McDowell (1970)
18.0 (39.68)	M	7 yr.	3711		McDowell (1970)
17.6 (38.80)	F	7 yr.	3603		McDowell (1970)
19.7 (43.43)	M	8 yr.	3957		McDowell (1970)
19.4 (42.77)	F	8 yr.	3487		McDowell (1970)
21.5 (47.40)	M	9 yr.	3873		McDowell (1970)

Weight (Continued)

<u>\bar{X}</u> <u>Kg./Lb.</u>	<u>Sex</u>	<u>Age</u>	<u>N</u>	<u>Race</u>	<u>Author</u>
21.3 (46.96)	F	9 yr.	3556		McDowell (1970)
23.5 (51.81)	M	10 yr.	4065		McDowell (1970)
23.6 (52.03)	F	10 yr.	3517		McDowell (1970)
25.9 (57.10)	M	11 yr.	3879		McDowell (1970)
26.4 (58.20)	F	11 yr.	3222		McDowell (1970)
20.3 (44.75)	M	6 yr.	6839	**	McDowell (1970)
20.1 (44.31)	F	6 yr.	5058		McDowell (1970)
21.6 (47.62)	M	7 yr.	11,982		McDowell (1970)
21.5 (47.40)	F	7 yr.	9082		McDowell (1970)
23.6 (52.03)	M	8 yr.	12,727		McDowell (1970)
23.5 (51.81)	F	8 yr.	9036		McDowell (1970)
25.6 (56.44)	M	9 yr.	12,130		McDowell (1970)
25.6 (56.44)	F	9 yr.	8735		McDowell (1970)
28.0 (61.73)	M	10 yr.	11,041		McDowell (1970)
28.3 (62.39)	F	10 yr.	7880		McDowell (1970)
30.3 (66.80)	M	11 yr.	9974		McDowell (1970)
31.1 (68.56)	F	11 yr.	6738		McDowell (1970)

* These children measured in India covering all socioeconomic groups.

** These children measured in United Arab Republic (Egypt) - sample involved only children enrolled in public, primary, preparatory and secondary schools.

Weight (Continued)

\bar{x} Kg./Lb.	Sex	Age	N	Race	Author
13.48* (29.72)	M	2 yr.	69	Orient.	Smith, D.S. (1970)
13.01 (28.68)	F	2 yr.	56	Orient.	Smith, D.S. (1970)
15.78 (34.79)	M	3 yr.	76	Orient.	Smith, D.S. (1970)
15.19 (33.48)	F	3 yr.	80	Orient.	Smith, D.S. (1970)

*Weight measurements taken barefoot and in light clothing.

16.14* (35.59)	M	4 yr. \pm 7 days	104	Cauc.	Thomson (1955)
15.64 (34.49)	F	4 yr. \pm 7 days	109	Cauc.	Thomson (1955)

*Children wore underwear and socks, and 4 oz. were deducted from weight for clothing.

TABLE II

DATA TABULATED BY AUTHOR

- A. American Cross-Sectional Studies Related
to Child Anthropometry

I. AMERICAN CROSS-SECTIONAL

Author	N	Sex	Age	Race	Weight	Stature	Sitting Height	Chest (Exhale) Circumference	Comments
1) Collins & Clark (1929)	922	M	6	Cauc.	20.77 *(45.80)	114.71 (45.16)	61.90 (24.37)	58.09 (22.87)	Additional measurements for entire sample included: width of chest, depth of chest, and capacity of chest. Geographic Distribution of the entire sample: 1) North Eastern States - 9,000(±) (all measured by one doctor) 2) North Central States - 9,000(±) all measured 3) South Central States - 9,000(±) by one doctor 4) Western States - 2,000(±) (all measured by one doctor)
Collins & Clark	1600	M	7	Cauc.	22.59 (49.80)	119.48 (47.04)	63.75 (25.10)	59.26 (23.33)	
Collins & Clark	1679	M	8	Cauc.	25.08 (55.30)	125.12 (49.26)	65.96 (25.97)	60.93 (23.99)	
Collins & Clark	1813	M	9	Cauc.	27.58 (60.80)	130.23 (51.27)	67.97 (26.76)	62.48 (24.60)	
Collins & Clark	1698	M	10	Cauc.	30.35 (66.90)	135.13 (53.20)	69.77 (27.47)	64.26 (25.30)	
Collins & Clark	1735	M	11	Cauc.	33.30 (73.40)	139.90 (55.08)	71.50 (28.15)	66.19 (26.06)	
Collins & Clark	1714	M	12	Cauc.	36.33 (80.10)	144.37 (56.84)	73.25 (28.84)	68.15 (26.83)	
Collins & Clark	1646	M	13	Cauc.	40.50 (89.30)	150.04 (59.07)	75.54 (29.74)	70.64 (27.81)	
Collins & Clark	1317	M	14	Cauc.	45.09 (99.40)	155.52 (61.23)	78.23 (30.80)	73.61 (28.98)	
Collins & Clark	966	F	6	Cauc.	20.37 (44.90)	113.82 (44.81)	61.42 (24.18)	56.69 (22.32)	
Collins & Clark	1548	F	7	Cauc.	22.40 (48.60)	118.52 (46.66)	63.27 (24.91)	58.06 (22.86)	
Collins & Clark	1652	F	8	Cauc.	24.22 (53.40)	124.28 (48.93)	65.51 (25.79)	59.39 (23.38)	
Collins & Clark	1780	F	9	Cauc.	27.03 (59.60)	129.39 (50.94)	67.46 (26.56)	61.32 (24.14)	
Collins & Clark	1772	F	10	Cauc.	29.80 (65.70)	134.49 (52.95)	69.47 (27.35)	63.20 (24.88)	
Collins & Clark	1718	F	11	Cauc.	33.70 (74.30)	140.13 (55.17)	71.91 (28.31)	65.84 (25.92)	
Collins & Clark	1736	F	12	Cauc.	37.78 (83.30)	146.00 (57.48)	74.42 (29.30)	68.25 (26.87)	
Collins & Clark	1657	F	13	Cauc.	42.90 (94.60)	152.02 (59.85)	77.57 (30.54)	71.15 (28.01)	
Collins & Clark	1364	F	14	Cauc.	46.72 (103.00)	155.50 (61.22)	79.58 (31.33)	73.28 (28.85)	

*() are non-metric, English measurements, in., lbs.

I. AMERICAN CROSS-SECTIONAL

Author	N	Sex	Age	Race	Weight	Stature	Sitting Height	Head Circumference	Shoulder-Elbow Length	Hand Width	Buttocks Breadth	Buttocks-Knee Length	Knee-Sole Length	Foot Length	Foot Width
2) Martin, W. (1955)	12	M	5		21.45 (47.30)	115.32 (45.40)	62.74 (24.70)	51.82 (20.40)	20.83 (8.20)	6.10 (2.40)	23.37 (9.20)	38.10 (15.00)	32.77 (12.90)	17.78 (7.00)	6.60 (2.60)
Martin, W. (1955)	114	M	6		21.64 (47.70)	116.84 (46.00)	63.50 (25.00)	51.82 (20.40)	21.08 (8.30)	6.10 (2.40)	22.60 (8.90)	37.85 (14.90)	33.02 (13.00)	17.78 (7.00)	6.60 (2.60)
Martin, W. (1955)	102	M	7		25.26 (55.70)	124.21 (48.90)	66.30 (26.10)	52.32 (20.60)	22.61 (8.90)	6.60 (2.60)	24.38 (9.60)	40.64 (16.00)	35.56 (14.00)	18.80 (7.40)	7.11 (2.80)
Martin, W. (1955)	108	M	8		28.26 (62.30)	129.54 (51.00)	68.58 (27.00)	52.83 (20.80)	23.88 (9.40)	6.60 (2.60)	24.89 (9.80)	42.93 (16.90)	37.34 (14.70)	19.81 (7.80)	7.37 (2.90)
Martin, W. (1955)	91	M	9		31.89 (70.30)	136.14 (53.60)	70.87 (27.90)	53.09 (20.90)	25.40 (10.00)	6.86 (2.70)	26.16 (10.30)	45.72 (18.00)	39.37 (15.50)	20.83 (8.20)	7.62 (3.00)
Martin, W. (1955)	114	M	10		35.20 (77.60)	140.21 (55.20)	72.64 (28.60)	53.34 (21.00)	25.65 (10.10)	7.11 (2.80)	27.43 (10.80)	47.24 (18.60)	40.89 (16.10)	21.34 (8.40)	7.62 (3.00)
Martin, W. (1955)	103	M	11		39.83 (87.80)	146.30 (57.60)	74.93 (29.50)	53.59 (21.10)	27.18 (10.70)	7.37 (2.90)	28.45 (11.20)	50.04 (19.70)	42.93 (16.90)	22.35 (8.80)	8.13 (3.20)
Martin, W. (1955)	100	M	12		41.96 (92.50)	149.10 (58.70)	75.95 (29.90)	53.59 (21.10)	27.94 (11.00)	7.37 (2.90)	29.46 (11.60)	51.05 (20.10)	43.94 (17.30)	22.86 (9.00)	8.13 (3.20)
Martin, W. (1955)	111	M	13		46.72 (103.00)	156.46 (61.60)	78.74 (31.00)	53.59 (21.10)	29.46 (11.60)	7.87 (3.10)	30.23 (11.90)	53.34 (21.00)	45.72 (18.00)	24.13 (9.50)	8.64 (3.40)
Martin, W. (1955)	175	M	14		53.70 (118.40)	163.83 (64.50)	82.30 (32.40)	54.36 (21.40)	31.24 (12.30)	8.13 (3.20)	31.50 (12.40)	55.63 (21.90)	47.75 (18.80)	25.15 (9.90)	9.14 (3.60)
Martin, W. (1955)	12	F	5		18.64 (41.10)	111.51 (43.90)	60.20 (23.70)	50.80 (20.00)	20.07 (7.90)	5.84 (2.30)	21.08 (8.30)	36.83 (14.50)	31.75 (12.50)	16.76 (6.60)	6.10 (2.40)
171 Martin, W. (1955)	91	F	6		21.23 (46.80)	116.33 (45.80)	62.48 (24.60)	50.55 (19.90)	21.08 (8.30)	5.84 (2.30)	22.86 (9.00)	38.86 (15.30)	33.02 (13.00)	17.53 (6.90)	6.35 (2.50)
Martin, W. (1955)	86	F	7		23.27 (51.30)	122.43 (48.20)	65.02 (25.60)	51.05 (20.10)	22.61 (8.90)	6.10 (2.40)	23.88 (9.40)	40.64 (16.00)	35.05 (13.80)	18.54 (7.30)	6.60 (2.60)
Martin, W. (1955)	88	F	8		27.53 (60.70)	129.54 (51.00)	67.82 (26.70)	51.56 (20.30)	23.88 (9.40)	6.60 (2.60)	25.40 (10.00)	43.43 (17.10)	37.34 (14.70)	19.81 (7.80)	7.11 (2.80)
Martin, W. (1955)	96	F	9		30.12 (66.40)	133.86 (52.70)	69.60 (27.40)	52.07 (20.50)	24.38 (9.60)	6.60 (2.60)	26.16 (10.30)	45.21 (17.80)	38.86 (15.30)	20.32 (8.00)	7.11 (2.80)
Martin, W. (1955)	79	F	10		34.61 (76.30)	140.97 (55.50)	72.64 (28.60)	52.32 (20.60)	25.91 (10.20)	6.86 (2.70)	27.69 (10.90)	48.77 (19.20)	40.89 (16.10)	21.59 (8.50)	7.62 (3.00)
Martin, W. (1955)	99	F	11		40.01 (88.20)	148.34 (58.40)	75.95 (29.90)	52.83 (20.80)	27.69 (10.90)	7.11 (2.80)	29.46 (11.60)	50.80 (20.00)	43.18 (17.00)	22.35 (8.80)	7.87 (3.10)
Martin, W. (1955)	104	F	12		44.63 (98.40)	153.42 (60.40)	78.49 (30.90)	53.34 (21.00)	28.96 (11.40)	7.37 (2.90)	30.99 (12.20)	52.83 (20.80)	44.45 (17.50)	23.11 (9.10)	8.13 (3.20)
Martin, W. (1955)	131	F	13		47.81 (105.40)	157.48 (62.00)	80.52 (31.70)	53.34 (21.00)	29.97 (11.80)	7.62 (3.00)	31.75 (12.50)	53.85 (21.20)	44.45 (17.50)	23.37 (9.20)	8.38 (3.30)
Martin, W. (1955)	143	F	14		53.12 (117.10)	161.54 (63.60)	82.80 (32.60)	53.85 (21.20)	30.99 (12.20)	7.62 (3.00)	33.53 (13.20)	55.12 (21.70)	44.96 (17.70)	23.62 (9.30)	8.38 (3.30)

Comments

- 1) Stature measured with shoes on.
- 2) Weight measured with clothes and shoes on.
- 3) Feet measurements made with shoes off.
- 4) Measurements made by team.
- 5) Many additional measurements made with child-seat relationship.

I. AMERICAN CROSS-SECTIONAL

	Author	N	Sex	Age	Race	Weight	Stature	Comments
3)	Hamill, P. et al (1970)	489	M	6	Cauc.	22.00	118.50	1) Height measured in stocking feet. 2) Measured at 40 locations throughout U.S.. 3) Sponsored by U.S.H.E.W..
	Hamill, P. et al (1970)	84	M	6	Neg.	(48.40) 21.80	(46.70) 119.10	
	Hamill, P. et al (1970)	461	F	6	Cauc.	(48.00) 21.60	(46.90) 117.70	
	Hamill, P. et al (1970)	72	F	6	Neg.	(47.50) 21.10	(46.30) 118.50	
	Hamill, P. et al (1970)	551	M	7	Cauc.	(46.40) 24.80	(46.70) 124.50	
	Hamill, P. et al (1970)	79	M	7	Neg.	(54.60) 24.00	(49.00) 125.20	
	Hamill, P. et al (1970)	512	F	7	Cauc.	(52.80) 24.30	(49.30) 123.40	
	Hamill, P. et al (1970)	93	F	7	Neg.	(53.50) 23.70	(48.60) 124.60	
	Hamill, P. et al (1970)	537	M	8	Cauc.	(52.10) 27.80	(49.10) 129.80	
	Hamill, P. et al (1970)	79	M	8	Neg.	(61.20) 27.50	(51.10) 131.30	
	Hamill, P. et al (1970)	498	F	8	Cauc.	(60.50) 27.60	(51.70) 129.40	
	Hamill, P. et al (1970)	113	F	8	Neg.	(60.70) 27.00	(50.90) 129.40	
172	Hamill, P. et al (1970)	525	M	9	Cauc.	(59.40) 31.40	(50.90) 135.50	
	Hamill, P. et al (1970)	74	M	9	Neg.	(69.10) 29.40	(53.30) 135.00	
	Hamill, P. et al (1970)	494	F	9	Cauc.	(64.70) 31.40	(53.10) 135.10	
	Hamill, P. et al (1970)	84	F	9	Neg.	(69.10) 31.20	(53.20) 137.50	
	Hamill, P. et al (1970)	509	M	10	Cauc.	(68.60) 33.90	(54.10) 140.30	
	Hamill, P. et al (1970)	65	M	10	Neg.	(74.60) 32.40	(55.20) 139.60	
	Hamill, P. et al (1970)	505	F	10	Cauc.	(71.30) 35.10	(55.00) 140.80	
	Hamill, P. et al (1970)	77	F	10	Neg.	(77.20) 35.70	(55.40) 141.80	
	Hamill, P. et al (1970)	542	M	11	Cauc.	(78.50) 38.60	(55.80) 145.70	
	Hamill, P. et al (1970)	83	M	11	Neg.	(84.90) 36.80	(57.40) 145.70	
	Hamill, P. et al (1970)	477	F	11	Cauc.	(81.00) 39.80	(57.40) 147.30	
	Hamill, P. et al (1970)	84	F	11	Neg.	(87.60) 41.10	(58.00) 149.20	
						(90.40)	(58.70)	

I. AMERICAN CROSS-SECTIONAL

Author	N	Sex	Age	Race	Weight	Stature	Comments
4) Fryer, B. et al (1972)	66	M	3-6 mo.		7.26 (16.00)	64.52 (25.40)	1) Measured by 20 interviewers.
Fryer, B. et al (1972)	61	F	3-6 mo.		6.62 (14.60)	62.48 (24.60)	2) North Central children.
Fryer, B. et al (1972)	35	M	6-9 mo.		8.89 (19.60)	69.85 (27.50)	3) Weight measured in underpants or diaper.
Fryer, B. et al (1972)	50	F	6-9 mo.		8.35 (18.40)	67.82 (26.70)	4) Stature under 2 years measured on table with knees in extreme extension.
Fryer, B. et al (1972)	79	M	9-12 mo.		10.16 (22.40)	75.18 (29.60)	
Fryer, B. et al (1972)	59	F	9-12 mo.		9.30 (20.50)	72.64 (28.60)	
Fryer, B. et al (1972)	166	M	1-1 1/2		11.02 (24.30)	78.49 (30.90)	
Fryer, B. et al (1972)	113	F	1-1 1/2		10.66 (23.50)	77.72 (30.60)	
Fryer, B. et al (1972)	131	M	1 1/2-2		12.20 (26.90)	84.33 (33.20)	
Fryer, B. et al (1972)	87	F	1 1/2-2		11.25 (24.80)	81.53 (32.10)	
Fryer, B. et al (1972)	298	M	2		13.83 (30.50)	91.19 (35.90)	
Fryer, B. et al (1972)	253	F	2		13.11 (28.90)	89.41 (35.20)	
Fryer, B. et al (1972)	308	M	3		15.74 (34.70)	99.06 (39.00)	
Fryer, B. et al (1972)	302	F	3		15.10 (33.30)	97.54 (38.40)	
Fryer, B. et al (1972)	344	M	4		17.96 (39.60)	106.43 (41.90)	
Fryer, B. et al (1972)	347	F	4		17.60 (38.80)	105.92 (41.70)	
Fryer, B. et al (1972)	360	M	5		19.91 (43.90)	112.78 (44.40)	
Fryer, B. et al (1972)	268	F	5		19.23 (42.40)	111.51 (43.90)	

I. AMERICAN CROSS-SECTIONAL

Author	N	Sex	Age	Race	Weight	Stature	Cervicale Height	Neck Circumference	Upper Arm Girth	Shoulder-Elbow Length	Chest (inhale) Circumference	Hip Circumference	Buttocks Breadth	Max. Thigh Circum.	Calf Circumference
Obrien et al (1941)	838	M	4	Cauc.	17.50 (38.88)	104.07 (40.97)	85.82 (33.79)	27.73 (10.92)	16.58 (6.53)	20.53 (8.08)	56.60* (22.28)	55.86 (21.99)	19.66 ^φ (7.74)	31.73 (12.49)	21.75 (8.56)
Obrien et al (1941)	1007	F	4	Cauc.	17.01 (37.50)	104.36 (41.09)	85.73 (33.75)	27.17 (10.70)	16.50 (6.50)	20.45 (8.05)	55.48 (21.84)	56.20 (22.13)	19.68 (7.75)	32.48 (12.79)	21.89 (8.62)
Obrien et al (1941)	2169	M	5	Cauc.	19.59 (43.19)	111.89 (44.05)	92.21 (36.30)	28.72 (11.31)	16.99 (6.69)	22.03 (8.67)	58.40 (22.99)	58.22 (22.92)	20.55 (8.09)	33.07 (13.10)	22.61 (8.90)
Obrien et al (1941)	2596	F	5	Cauc.	18.96 (41.81)	110.87 (43.65)	91.72 (36.11)	28.02 (11.03)	16.94 (6.67)	21.84 (8.60)	57.16 (22.50)	58.56 (23.06)	20.53 (8.08)	33.80 (13.31)	22.72 (8.94)
Obrien et al (1941)	4157	M	6	Cauc.	21.67 (47.78)	117.81 (46.38)	97.50 (39.17)	29.27 (11.48)	17.28 (6.80)	23.35 (9.19)	60.24 (23.72)	60.33 (23.75)	21.29 (8.38)	34.14 (13.44)	23.47 (9.24)
Obrien et al (1941)	4559	F	6	Cauc.	21.07 (46.46)	116.81 (45.99)	97.08 (38.22)	28.62 (11.27)	17.25 (6.79)	23.15 (9.11)	58.97 (23.22)	60.89 (23.97)	21.41 (8.43)	35.03 (13.79)	23.62 (9.30)
Obrien et al (1941)	5098	M	7	Cauc.	23.88 (52.64)	123.26 (48.53)	102.38 (40.31)	30.03 (11.82)	17.78 (7.00)	24.57 (9.67)	62.25 (24.51)	62.56 (24.63)	22.10 (8.70)	35.46 (13.96)	24.33 (9.58)
Obrien et al (1941)	5367	F	7	Cauc.	23.38 (51.54)	122.19 (48.11)	101.89 (40.11)	29.29 (11.53)	17.78 (7.00)	24.39 (9.60)	61.00 (24.02)	63.42 (24.97)	22.29 (8.78)	36.57 (14.40)	24.52 (9.65)
Obrien et al (1941)	5893	M	8	Cauc.	26.44 (58.29)	128.67 (50.66)	107.29 (42.24)	30.78 (12.12)	18.37 (7.23)	25.81 (10.16)	64.45 (25.37)	65.09 (25.63)	23.02 (9.06)	36.96 (14.55)	25.24 (9.94)
Obrien et al (1941)	5754	F	8	Cauc.	25.90 (57.11)	127.71 (50.28)	106.89 (42.08)	30.03 (11.82)	18.42 (7.25)	25.65 (10.10)	63.10 (24.84)	66.02 (25.99)	23.21 (9.14)	38.15 (15.02)	25.43 (10.01)
Obrien et al (1941)	6242	M	9	Cauc.	29.16 (64.29)	133.79 (52.67)	112.01 (44.10)	31.52 (12.41)	19.04 (7.50)	27.01 (10.63)	66.64 (26.24)	67.67 (26.84)	23.92 (9.42)	38.66 (15.22)	26.22 (10.32)
Obrien et al (1941)	6174	F	9	Cauc.	28.60 (63.06)	132.66 (52.23)	111.53 (43.91)	30.77 (12.11)	19.10 (7.52)	26.83 (10.56)	65.29 (25.70)	68.77 (25.70)	24.17 (9.52)	39.84 (15.69)	26.36 (10.38)
Obrien et al (1941)	6646	M	10	Cauc.	31.92 (70.37)	138.48 (54.52)	116.47 (45.85)	32.16 (12.66)	19.70 (7.76)	28.11 (11.07)	68.79 (27.08)	70.14 (27.61)	24.84 (9.78)	40.21 (15.83)	27.15 (10.69)
Obrien et al (1941)	6253	F	10	Cauc.	31.84 (70.19)	138.19 (54.40)	116.73 (45.96)	31.57 (12.43)	19.87 (7.82)	28.14 (11.08)	67.76 (26.68)	71.88 (28.30)	25.32 (9.97)	41.66 (16.40)	27.40 (10.79)
Obrien et al (1941)	6488	M	11	Cauc.	34.56 (76.85)	143.01 (56.30)	120.73 (47.53)	32.83 (12.93)	20.39 (8.03)	29.22 (11.50)	71.00 (27.95)	72.63 (28.59)	25.77 (10.15)	46.81 (18.09)	28.08 (11.06)
Obrien et al (1941)	6132	F	11	Cauc.	35.73 (78.77)	144.11 (56.74)	122.27 (48.14)	32.53 (12.81)	20.65 (8.13)	29.54 (11.63)	70.68 (27.83)	75.53 (29.74)	26.67 (10.50)	43.65 (17.19)	28.55 (11.24)
Obrien et al (1941)	6612	M	12	Cauc.	38.49 (84.85)	148.15 (58.33)	125.59 (49.44)	33.67 (13.26)	21.18 (8.34)	30.46 (11.99)	73.53 (28.95)	75.53 (29.74)	26.85 (10.57)	43.49 (17.12)	29.20 (11.50)
Obrien et al (1941)	5865	F	12	Cauc.	40.41 (89.08)	150.14 (59.11)	127.85 (50.33)	33.67 (13.26)	21.49 (8.46)	30.94 (12.18)	74.00 (29.13)	79.96 (31.48)	28.36 (11.17)	45.94 (18.09)	29.81 (11.74)
Obrien et al (1941)	6255	M	13	Cauc.	43.12 (95.06)	154.10 (60.67)	131.06 (51.60)	34.82 (13.71)	22.15 (8.72)	31.77 (12.51)	76.65 (30.18)	78.81 (31.03)	28.10 (11.06)	45.31 (17.84)	30.52 (12.02)
Obrien et al (1941)	5133	F	13	Cauc.	44.85 (98.88)	154.98 (61.02)	132.34 (52.10)	34.67 (13.65)	22.40 (8.82)	32.05 (12.62)	76.92 (30.28)	84.31 (33.19)	29.99 (11.81)	47.82 (18.83)	31.01 (12.21)
Obrien et al (1941)	4777	M	14	Cauc.	48.50 (106.93)	160.28 (63.10)	136.72 (53.83)	36.16 (14.24)	23.24 (9.15)	33.13 (13.04)	80.24 (31.59)	82.47 (32.47)	29.54 (11.63)	47.12 (18.55)	31.86 (12.54)
Obrien et al (1941)	3633	F	14	Cauc.	48.16 (106.17)	157.90 (62.17)	135.08 (53.18)	35.31 (13.90)	23.18 (9.13)	32.73 (12.89)	79.06 (31.13)	87.60 (34.49)	31.17 (12.27)	50.23 (19.78)	31.90 (12.56)

Comments

* Measurement made at midpoint of breathing.
^φ This measurement is referred to as Bitrochanteric in text. However it is incorrectly defined (see pg. 12). This measurement is really buttocks breadth.

Comments

1) Measurements were taken by 266 persons.
 2) Additional measurements taken include: waist height, hip height, tibiale height, crotch height, shoulder slope, anterior chest width, anterior waist length, posterior chest width, posterior waist length, scye depth, posterior hip arc, maximum chest girth, anterior chest arc, waist girth, shoulder length, armscye length, elbow girth, total posterior arm length, trunk line, waist to hips, knee girth, total crotch length, anterior crotch length, extreme bend, vertical trunk girth.

I. AMERICAN CROSS-SECTIONAL

<u>Author</u>	<u>N</u>	<u>Sex</u>	<u>Age</u>	<u>Race</u>	<u>Weight</u>	<u>Stature</u>	<u>Comments</u>
6) Welch, et al (1971)	320	M	8	Cauc.	25.90 (57.10)	125.80 (49.53)	1) Measurements taken without shoes, with backs touching wall, indoor clothing.
Welch, et al (1971)	276	F	8	Cauc.	25.49 (56.20)	125.30 (49.33)	
Welch, et al (1971)	351	M	11	Cauc.	35.88 (79.10)	141.80 (55.83)	2) Single team measurements.
Welch, et al (1971)	337	F	11	Cauc.	36.06 (79.50)	142.30 (56.02)	

I. AMERICAN CROSS-SECTIONAL

Author	N	Sex	Age	Race	Weight	Stature	Sitting Height	Shoulder Width	Chest Circumference	Arm Circumference	Calf Circumference
7) Meredith (1953)	260	M	7	Cauc.	23.90* (52.69)	122.20 (48.11)	67.50 (26.57)	26.90 (10.59)	58.20 (22.91)	18.40 (7.24)	24.70 (9.72)
Meredith (1953)	208	M	10	Cauc.	32.90 (72.53)	138.80 (54.65)	73.90 (29.09)	30.20 (11.89)	64.40 (25.35)	20.50 (8.07)	27.80 (10.94)
Meredith (1953)	168	F	7	Cauc.	23.70 (52.25)	121.40 (47.80)	67.00 (26.38)	27.00 (10.63)	58.50 (23.03)	18.90 (7.44)	24.80 (9.76)
Meredith (1953)	160	F	9	Cauc.	29.80 (65.70)	132.70 (52.24)	71.70 (28.23)	29.20 (11.49)	62.90 (24.76)	20.50 (8.07)	27.10 (10.67)
Meredith (1953)	145	F	11	Cauc.	37.50 (82.67)	144.40 (56.85)	76.40 (30.08)	31.60 (12.44)	67.50 (26.57)	22.30 (8.78)	29.40 (11.57)

Comments

* Weight measured in cotton shorts or rayon panties. Measurements taken by 11 trained persons. Additional measurements include: hip width, abdomen girth, upper limb length, lower limb length.

I. AMERICAN CROSS-SECTIONAL

	<u>Author</u>	<u>N</u>	<u>Sex</u>	<u>Age</u>	<u>Race</u>	<u>Weight</u>	<u>Height</u>	<u>Calf Circumference</u>	<u>Comments</u>
8)	Eppright (1954)	38	M	6		22.60 (49.82)	117.50 (46.26)	24.00 (9.45)	Measurements made by 4 trained technicians.
	Eppright (1954)	57	M	7		25.00 (55.11)	124.10 (48.86)	25.30 (9.96)	
	Eppright (1954)	53	M	8		28.60 (63.05)	130.90 (51.54)	26.20 (10.31)	Measurements made in undergarments and athletic trunks.
	Eppright (1954)	55	M	9		32.10 (70.77)	135.60 (53.38)	27.30 (10.75)	
	Eppright (1954)	60	M	10		33.70 (74.41)	139.50 (54.92)	27.70 (10.91)	Additional measurements include: chest breadth and B-iliac diameter.
	Eppright (1954)	50	M	11		37.90 (83.55)	144.10 (56.73)	29.30 (11.54)	
	Eppright (1954)	90	M	12		40.80 (89.95)	148.30 (58.38)	29.90 (11.77)	
	Eppright (1954)	44	M	13		47.90 (105.60)	156.50 (61.61)	32.20 (12.68)	
	Eppright (1954)	40	M	14		51.40 (113.32)	160.70 (63.27)	32.30 (12.72)	
	Eppright (1954)	50	F	6		22.00 (48.50)	117.80 (46.38)	24.20 (9.53)	
177	Eppright (1954)	48	F	7		24.80 (54.01)	122.60 (48.27)	25.40 (10.00)	
	Eppright (1954)	44	F	8		26.30 (57.98)	126.70 (49.88)	24.90 (9.80)	
	Eppright (1954)	64	F	9		30.70 (67.68)	133.40 (52.52)	27.00 (10.63)	
	Eppright (1954)	61	F	10		35.30 (77.82)	140.80 (55.43)	28.30 (11.14)	
	Eppright (1954)	58	F	11		40.10 (88.40)	146.00 (57.48)	29.50 (11.61)	
	Eppright (1954)	82	F	12		45.60 (100.53)	151.40 (59.61)	30.70 (12.09)	
	Eppright (1954)	44	F	13		46.80 (103.18)	153.20 (60.31)	32.00 (12.60)	
	Eppright (1954)	37	F	14		51.30 (113.10)	159.40 (62.76)	32.60 (12.83)	

I. AMERICAN CROSS-SECTIONAL

	Author	N	Sex	Age	Race	Weight	Height	Comments
9)	Wheeler (1933)	28	M	6		22.32 (49.21)	116.76 (45.97)	Measurements made without shoes and coats.
	Wheeler (1933)	65	M	7		23.45 (51.70)	119.36 (46.99)	
	Wheeler (1933)	64	M	8		25.58 (56.39)	124.49 (49.01)	
	Wheeler (1933)	87	M	9		27.31 (60.21)	127.97 (50.38)	
	Wheeler (1933)	83	M	10		30.93 (68.19)	137.10 (53.98)	
	Wheeler (1933)	91	M	11		33.47 (73.79)	139.17 (54.79)	
	Wheeler (1933)	80	M	12		36.70 (80.91)	144.42 (56.86)	
	Wheeler (1933)	77	M	13		39.87 (87.90)	151.46 (59.63)	
	Wheeler (1933)	66	M	14		44.09 (97.20)	153.02 (60.24)	
	Wheeler (1933)	20	F	6		19.19 (42.31)	112.93 (44.46)	
	Wheeler (1933)	48	F	7		21.77 (47.99)	118.64 (46.71)	
	Wheeler (1933)	77	F	8		24.63 (54.30)	124.75 (49.11)	
	Wheeler (1933)	78	F	9		26.85 (59.19)	129.34 (50.92)	
	Wheeler (1933)	107	F	10		30.08 (66.31)	136.27 (53.65)	
	Wheeler (1933)	91	F	11		33.47 (73.79)	139.42 (54.89)	
	Wheeler (1933)	83	F	12		35.97 (79.30)	145.48 (57.28)	
	Wheeler (1933)	79	F	13		44.50 (98.10)	152.35 (59.98)	
	Wheeler (1933)	60	F	14		47.22 (104.10)	155.17 (61.09)	

I. AMERICAN CROSS-SECTIONAL

Author	N	Sex	Age	Race	Weight	Stature	Sitting Height	Shoulder Width	Chest Circumference	Arm Circumference	Calf Circumference
10) Wise (1942)	25	F	2	Cauc.	12.30 (27.17)	85.10 (33.50)	51.30 (20.20)	19.70 (7.76)	49.20 (19.37)	15.40 (6.06)	19.60 (7.72)
Wise (1942)	20	F	3	Cauc.	14.30 (31.53)	92.40 (36.38)	53.90 (21.22)	21.30 (8.39)	51.00 (20.08)	16.20 (6.38)	20.80 (8.19)
Wise (1942)	24	F	4	Cauc.	15.70 (34.61)	99.90 (39.33)	57.40 (22.60)	22.20 (8.74)	51.60 (20.31)	16.10 (6.34)	21.00 (8.27)
Wise (1942)	23	F	5	Cauc.	17.70 (39.02)	105.60 (41.57)	59.60 (23.46)	23.40 (9.21)	53.40 (21.02)	16.60 (6.54)	21.60 (8.50)

Comments

Additional measurements include: lower limb length, hip width, abdomen circumference, chest width, chest depth, skinfold abdomen, skinfold back of arm, skinfold back of chest.

I. AMERICAN CROSS-SECTIONAL

Author	N	Sex	Age	Race	Weight	Stature	Sitting Height	Calf Circumference	Foot Length	Comments
11) Meredith (1962)	141	F	9	Cauc.	31.00 (68.34)	133.70 (52.64)	71.70 (28.23)	27.40 (10.79)	21.10 (8.31)	Additional measurements include: head width, head depth, face width.
Meredith (1962)	110	F	11	Cauc.	38.00 (83.77)	144.10 (56.73)	76.30 (30.04)	29.60 (11.65)	22.60 (8.90)	
Meredith (1962)	139	F	13	Cauc.	49.40 (108.91)	156.70 (61.69)	82.70 (32.56)	32.60 (12.83)	23.80 (9.37)	

I. AMERICAN CROSS-SECTIONAL

12)	Author Gray (1931)	N	Sex M	Age 1 yr.	Race Cauc.	Weight	Stature	Sitting Height	Head Height	Chest Circum- ference	Comments
	Gray (1931)	18			Cauc.	10.89 (24.01)	75.17 (29.59)	48.42 (19.06)			Study included children from private schools only, from 1-9 years old. Total measurements were 3110 boys and 1473 on girls. Measurements taken without clothing. The authors began the measurement procedures and they had 8 trained assistants. Other measurements include: shoulder biacromial, pelvic bicristal, chest transverse, chest anterior-posterior, face height, face breadth, head length, head breadth, nose height, and nose breadth. Deviation charts follow the summaries for each year. Subjects were within 6 months of age given; so that 8 year data includes children from 7.5-8.5.
	Gray (1931)	12	F	1 yr.	Cauc.	10.25 (22.60)	75.42 (29.69)	45.00 (17.72)			
	Gray (1931)	21	M	2 yrs.	Cauc.	13.43 (29.61)	89.62 (35.28)	55.29 (21.77)			
	Gray (1931)	21	F	2 yr.	Cauc.	12.48 (27.51)	85.43 (33.63)	54.90 (21.61)			
	Gray (1931)	28	M	3 yr.	Cauc.	15.28 (33.69)	96.75 (38.09)	57.61 (22.68)			
	Gray (1931)	23	F	3 yr.	Cauc.	15.13 (33.36)	95.91 (37.76)	56.64 (22.30)			
	Gray (1931)	34	M	4 yr.	Cauc.	17.27 (38.07)	104.68 (41.21)	60.43 (23.79)	12.48 (4.91)	54.00 (21.26)	
	Gray (1931)	34	F	4 yr.	Cauc.	17.35 (38.25)	103.53 (40.76)	59.66 (23.49)			
	Gray (1931)	74	M	5 yr.	Cauc.	19.64 (43.30)	111.18 (43.77)	62.80 (24.72)			
	Gray (1931)	51	F	5 yr.	Cauc.	19.53 (43.06)	111.08 (43.73)	62.47 (24.59)			
	Gray (1931)	114	M	6 yr.	Cauc.	22.22 (48.99)	118.59 (46.69)	65.78 (25.90)			
	Gray (1931)	74	F	6 yr.	Cauc.	22.40 (49.38)	118.05 (46.48)	65.41 (25.75)			
	Gray (1931)	143	M	7 yr.	Cauc.	24.64 (54.32)	124.72 (49.10)	68.01 (26.78)			
	Gray (1931)	90	F	7 yr.	Cauc.	25.14 (55.42)	124.10 (48.86)	67.94 (26.75)			
	Gray (1931)	147	M	8 yr.	Cauc.	27.92 (61.55)	131.06 (51.60)	70.48 (27.75)			
	Gray (1931)	100	F	8 yr.	Cauc.	27.90 (61.50)	130.74 (51.47)	70.26 (27.66)			
	Gray (1931)	167	M	9 yr.	Cauc.	30.89 (68.10)	135.84 (53.48)	72.04 (28.36)			
	Gray (1931)	122	F	9 yr.	Cauc.	31.76 (70.02)	135.91 (53.51)	72.38 (28.50)			
	Gray (1931)	173	M	10 yr.	Cauc.	34.45 (75.95)	141.19 (55.59)	74.54 (29.35)			
	Gray (1931)	110	F	10 yr.	Cauc.	35.17 (77.54)	140.12 (55.17)	73.83 (29.07)			
	Gray (1931)	201	M	11 yr.	Cauc.	37.62 (82.94)	145.44 (57.25)	76.00 (29.92)			
	Gray (1931)	139	F	11 yr.	Cauc.	39.11 (86.22)	146.05 (57.50)	76.11 (29.96)			
	Gray (1931)	247	M	12 yr.	Cauc.	40.68 (89.68)	150.35 (59.19)	77.55 (30.53)			
	Gray (1931)	126	F	12 yr.	Cauc.	43.69 (96.32)	152.02 (59.85)	78.73 (31.00)			
	Gray (1931)	293	M	13 yr.	Cauc.	44.77 (98.70)	156.45 (61.59)	80.35 (31.63)			
	Gray (1931)	124	F	13 yr.	Cauc.	47.91 (105.71)	157.19 (61.89)	81.38 (32.04)			
	Gray (1931)	373	M	14 yr.	Cauc.	49.34 (108.77)	162.41 (63.94)	82.85 (32.62)			
	Gray (1931)	108	F	14 yr.	Cauc.	50.74 (111.86)	160.11 (63.04)	83.39 (32.83)			

I. Cross-Sectional

	<u>Author</u>	<u>N</u>	<u>Sex</u>	<u>Age</u>	<u>Race</u>	\bar{X} <u>Weight Kg./Lb.</u>
13)	Garn (1972)	42	M	0-1 yr.	Cauc.	6.39 (14.09)
	Garn (1972)	136	M	1 yr.	Cauc.	10.07 (22.20)
	Garn (1972)	171	M	2 yr.	Cauc.	12.47 (27.49)
	Garn (1972)	181	M	3 yr.	Cauc.	14.67 (32.34)
	Garn (1972)	187	M	4 yr.	Cauc.	16.44 (36.24)
	Garn (1972)	232	M	5 yr.	Cauc.	18.68 (41.18)
	Garn (1972)	222	M	6 yr.	Cauc.	21.13 (46.58)
	Garn (1972)	281	M	7 yr.	Cauc.	22.94 (50.57)
	Garn (1972)	267	M	8 yr.	Cauc.	25.72 (56.70)
	Garn (1972)	265	M	9 yr.	Cauc.	29.05 (64.04)
	Garn (1972)	286	M	10 yr.	Cauc.	32.16 (70.90)
	Garn (1972)	258	M	11 yr.	Cauc.	36.32 (80.07)
182	Garn (1972)	254	M	12 yr.	Cauc.	40.05 (88.29)
	Garn (1972)	246	M	13 yr.	Cauc.	45.83 (101.04)
	Garn (1972)	170	M	14 yr.	Cauc.	52.00 (114.64)
	Garn (1972)	19	M	0-1 yr.	Neg.	6.34 (14.00)
	Garn (1972)	87	M	1 yr.	Neg.	9.65 (21.30)
	Garn (1972)	99	M	2 yr.	Neg.	12.21 (26.91)
	Garn (1972)	105	M	3 yr.	Neg.	14.48 (31.92)
	Garn (1972)	124	M	4 yr.	Neg.	16.76 (36.95)
	Garn (1972)	149	M	5 yr.	Neg.	18.76 (41.36)
	Garn (1972)	143	M	6 yr.	Neg.	20.60 (45.41)
	Garn (1972)	150	M	7 yr.	Neg.	23.39 (51.57)
	Garn (1972)	127	M	8 yr.	Neg.	26.83 (59.15)
	Garn (1972)	147	M	9 yr.	Neg.	28.62 (63.10)
	Garn (1972)	128	M	10 yr.	Neg.	30.30 (66.80)

<u>Author</u>	<u>N</u>	<u>Sex</u>	<u>Age</u>	<u>Race</u>	\bar{X} <u>Weight</u> Kg./Lb.
Garn (1972)	118	M	11 yr.	Neg.	35.32 (77.87)
Garn (1972)	153	M	12 yr.	Neg.	38.65 (85.21)
Garn (1972)	143	M	13 yr.	Neg.	43.25 (95.35)
Garn (1972)	130	M	14 yr.	Neg.	50.28 (110.85)
Garn (1972)	50	F	0-1 yr.	Cauc.	5.83 (12.85)
Garn (1972)	159	F	1 yr.	Cauc.	9.23 (20.35)
Garn (1972)	157	F	2 yr.	Cauc.	11.98 (26.41)
Garn (1972)	149	F	3 yr.	Cauc.	13.45 (29.65)
Garn (1972)	200	F	4 yr.	Cauc.	15.66 (34.52)
Garn (1972)	215	F	5 yr.	Cauc.	17.84 (39.33)
Garn (1972)	231	F	6 yr.	Cauc.	19.99 (44.07)
Garn (1972)	248	F	7 yr.	Cauc.	22.75 (50.15)
Garn (1972)	238	F	8 yr.	Cauc.	25.57 (56.37)
Garn (1972)	255	F	9 yr.	Cauc.	28.84 (63.58)
Garn (1972)	249	F	10 yr.	Cauc.	32.90 (72.53)
Garn (1972)	244	F	11 yr.	Cauc.	37.32 (82.28)
Garn (1972)	231	F	12 yr.	Cauc.	41.97 (92.53)
Garn (1972)	203	F	13 yr.	Cauc.	47.67 (105.09)
Garn (1972)	169	F	14 yr.	Cauc.	52.35 (115.41)
Garn (1972)	36	F	0-1 yr.	Neg.	5.73 (12.63)
Garn (1972)	85	F	1 yr.	Neg.	8.90 (19.62)
Garn (1972)	100	F	2 yr.	Neg.	13.02 (28.70)
Garn (1972)	99	F	3 yr.	Neg.	14.11 (31.11)
Garn (1972)	116	F	4 yr.	Neg.	15.60 (34.39)
Garn (1972)	139	F	5 yr.	Neg.	17.67 (38.95)
Garn (1972)	142	F	6 yr.	Neg.	20.14 (44.40)
Garn (1972)	156	F	7 yr.	Neg.	22.70 (50.04)

<u>Author</u>	<u>N</u>	<u>Sex</u>	<u>Age</u>	<u>Race</u>	\bar{X} <u>Weight</u> Kg./Lb.
Garn (1972)	137	F	8 yr.	Neg.	25.15 (55.45)
Garn (1972)	172	F	9 yr.	Neg.	28.66 (63.18)
Garn (1972)	136	F	10 yr.	Neg.	32.55 (71.76)
Garn (1972)	168	F	11 yr.	Neg.	38.72 (85.36)
Garn (1972)	148	F	12 yr.	Neg.	42.39 (93.45)
Garn (1972)	138	F	13 yr.	Neg.	47.39 (104.48)
Garn (1972)	137	F	14 yr.	Neg.	51.94 (114.51)

<u>Author</u>	<u>N</u>	<u>Sex</u>	<u>Age</u>	<u>Race</u>	\bar{X} <u>Stature</u> cm./in.
Garn (1972)	38	M	0-1 yr.	Cauc.	62.90 (24.76)
Garn (1972)	129	M	1 yr.	Cauc.	74.89 (29.48)
Garn (1972)	163	M	2 yr.	Cauc.	85.44 (33.64)
Garn (1972)	175	M	3 yr.	Cauc.	94.14 (37.06)
Garn (1972)	184	M	4 yr.	Cauc.	101.40 (39.92)
Garn (1972)	231	M	5 yr.	Cauc.	107.61 (42.37)
Garn (1972)	222	M	6 yr.	Cauc.	113.87 (44.83)
Garn (1972)	279	M	7 yr.	Cauc.	120.30 (47.36)
Garn (1972)	269	M	8 yr.	Cauc.	125.73 (49.50)
Garn (1972)	260	M	9 yr.	Cauc.	130.69 (51.45)
Garn (1972)	286	M	10 yr.	Cauc.	136.18 (53.61)
Garn (1972)	257	M	11 yr.	Cauc.	141.57 (55.74)
Garn (1972)	254	M	12 yr.	Cauc.	146.78 (57.79)
Garn (1972)	246	M	13 yr.	Cauc.	154.50 (60.83)
Garn (1972)	170	M	14 yr.	Cauc.	160.86 (63.33)
Garn (1972)	18	M	0-1 yr.	Neg.	62.85 (24.74)
Garn (1972)	101	M	1 yr.	Neg.	74.30 (29.25)
Garn (1972)	116	M	2 yr.	Neg.	85.31 (33.59)

<u>Author</u>	<u>N</u>	<u>Sex</u>	<u>Age</u>	<u>Race</u>	\bar{X} <u>Stature cm./in.</u>
Garn (1972)	132	M	3 yr.	Neg.	94.40 (37.17)
Garn (1972)	144	M	4 yr.	Neg.	102.65 (40.41)
Garn (1972)	170	M	5 yr.	Neg.	108.95 (42.89)
Garn (1972)	168	M	6 yr.	Neg.	114.92 (45.24)
Garn (1972)	176	M	7 yr.	Neg.	121.31 (47.76)
Garn (1972)	155	M	8 yr.	Neg.	127.46 (50.18)
Garn (1972)	165	M	9 yr.	Neg.	132.34 (52.10)
Garn (1972)	148	M	10 yr.	Neg.	135.83 (53.48)
Garn (1972)	145	M	11 yr.	Neg.	142.03 (55.92)
Garn (1972)	169	M	12 yr.	Neg.	146.80 (57.80)
Garn (1972)	166	M	13 yr.	Neg.	152.62 (60.09)
Garn (1972)	158	M	14 yr.	Neg.	159.88 (62.94)
Garn (1972)	50	F	0-1 yr.	Cauc.	60.98 (24.00)
Garn (1972)	158	F	1 yr.	Cauc.	73.92 (29.10)
Garn (1972)	155	F	2 yr.	Cauc.	84.15 (33.13)
Garn (1972)	145	F	3 yr.	Cauc.	92.08 (36.25)
Garn (1972)	198	F	4 yr.	Cauc.	100.41 (39.53)
Garn (1972)	211	F	5 yr.	Cauc.	106.79 (42.04)
Garn (1972)	231	F	6 yr.	Cauc.	112.99 (44.48)
Garn (1972)	243	F	7 yr.	Cauc.	118.96 (46.83)
Garn (1972)	231	F	8 yr.	Cauc.	124.97 (49.20)
Garn (1972)	255	F	9 yr.	Cauc.	130.14 (51.24)
Garn (1972)	251	F	10 yr.	Cauc.	136.16 (53.61)
Garn (1972)	246	F	11 yr.	Cauc.	142.15 (55.96)
Garn (1972)	233	F	12 yr.	Cauc.	148.78 (58.57)
Garn (1972)	203	F	13 yr.	Cauc.	154.31 (60.75)

<u>Author</u>	<u>N</u>	<u>Sex</u>	<u>Age</u>	<u>Race</u>	\bar{X} <u>Stature</u> cm./in.
Garn (1972)	169	F	14 yr.	Cauc.	158.05 (62.22)
Garn (1972)	35	F	0-1 yr.	Neg.	62.23 (24.50)
Garn (1972)	93	F	1 yr.	Neg.	72.53 (28.56)
Garn (1972)	123	F	2 yr.	Neg.	84.72 (33.35)
Garn (1972)	113	F	3 yr.	Neg.	93.96 (36.99)
Garn (1972)	143	F	4 yr.	Neg.	102.03 (40.17)
Garn (1972)	159	F	5 yr.	Neg.	108.31 (42.64)
Garn (1972)	168	F	6 yr.	Neg.	114.92 (45.24)
Garn (1972)	175	F	7 yr.	Neg.	121.32 (47.76)
Garn (1972)	166	F	8 yr.	Neg.	126.89 (49.96)
Garn (1972)	196	F	9 yr.	Neg.	131.75 (51.87)
Garn (1972)	171	F	10 yr.	Neg.	138.20 (54.41)
Garn (1972)	200	F	11 yr.	Neg.	145.74 (57.38)
Garn (1972)	179	F	12 yr.	Neg.	150.88 (59.40)
Garn (1972)	162	F	13 yr.	Neg.	154.79 (60.94)
Garn (1972)	156	F	14 yr.	Neg.	157.62 (62.05)

<u>Author</u>	<u>N</u>	<u>Sex</u>	<u>Age</u>	<u>Race</u>	\bar{X} <u>Shoulder Width</u> cm./in.
Garn (1972)	42	M	0-1 yr.	Cauc.	15.88 (6.25)
Garn (1972)	130	M	1 yr.	Cauc.	18.70 (7.36)
Garn (1972)	171	M	2 yr.	Cauc.	20.35 (8.01)
Garn (1972)	183	M	3 yr.	Cauc.	21.79 (8.58)
Garn (1972)	184	M	4 yr.	Cauc.	22.77 (8.96)
Garn (1972)	230	M	5 yr.	Cauc.	24.02 (9.46)
Garn (1972)	226	M	6 yr.	Cauc.	25.37 (9.99)
Garn (1972)	280	M	7 yr.	Cauc.	26.33 (10.37)
Garn (1972)	274	M	8 yr.	Cauc.	27.44 (10.80)

<u>Author</u>	<u>N</u>	<u>Sex</u>	<u>Age</u>	<u>Race</u>	\bar{X} <u>Shoulder Width cm./in.</u>
Garn (1972)	262	M	9 yr.	Cauc.	28.37 (11.17)
Garn (1972)	286	M	10 yr.	Cauc.	29.83 (11.74)
Garn (1972)	258	M	11 yr.	Cauc.	30.64 (12.06)
Garn (1972)	256	M	12 yr.	Cauc.	31.78 (12.51)
Garn (1972)	247	M	13 yr.	Cauc.	33.54 (13.20)
Garn (1972)	172	M	14 yr.	Cauc.	34.94 (13.76)
Garn (1972)	19	M	0-1 yr.	Neg.	15.69 (6.18)
Garn (1972)	105	M	1 yr.	Neg.	18.57 (7.31)
Garn (1972)	116	M	2 yr.	Neg.	20.84 (8.20)
Garn (1972)	135	M	3 yr.	Neg.	22.40 (8.82)
Garn (1972)	144	M	4 yr.	Neg.	23.60 (9.29)
Garn (1972)	167	M	5 yr.	Neg.	24.46 (9.63)
Garn (1972)	171	M	6 yr.	Neg.	25.83 (10.17)
Garn (1972)	174	M	7 yr.	Neg.	27.48 (10.82)
Garn (1972)	156	M	8 yr.	Neg.	28.34 (11.16)
Garn (1972)	169	M	9 yr.	Neg.	29.35 (11.56)
Garn (1972)	148	M	10 yr.	Neg.	29.79 (11.73)
Garn (1972)	144	M	11 yr.	Neg.	31.20 (12.28)
Garn (1972)	170	M	12 yr.	Neg.	32.06 (12.62)
Garn (1972)	169	M	13 yr.	Neg.	33.76 (13.29)
Garn (1972)	154	M	14 yr.	Neg.	35.18 (13.85)
Garn (1972)	47	F	0-1 yr.	Cauc.	14.96 (5.89)
Garn (1972)	161	F	1 yr.	Cauc.	17.90 (7.05)
Garn (1972)	156	F	2 yr.	Cauc.	20.02 (7.88)
Garn (1972)	150	F	3 yr.	Cauc.	20.99 (8.26)
Garn (1972)	197	F	4 yr.	Cauc.	22.29 (8.78)

<u>Author</u>	<u>N</u>	<u>Sex</u>	<u>Age</u>	<u>Race</u>	\bar{X} <u>Shoulder Width cm./in</u>
Garn (1972)	215	F	5 yr.	Cauc.	23.66 (9.31)
Garn (1972)	233	F	6 yr.	Cauc.	24.64 (9.70)
Garn (1972)	246	F	7 yr.	Cauc.	26.05 (10.26)
Garn (1972)	236	F	8 yr.	Cauc.	27.31 (10.75)
Garn (1972)	258	F	9 yr.	Cauc.	28.23 (11.11)
Garn (1972)	253	F	10 yr.	Cauc.	29.50 (11.61)
Garn (1972)	245	F	11 yr.	Cauc.	30.78 (12.12)
Garn (1972)	233	F	12 yr.	Cauc.	32.03 (12.61)
Garn (1972)	203	F	13 yr.	Cauc.	33.31 (13.11)
Garn (1972)	169	F	14 yr.	Cauc.	34.29 (13.50)
Garn (1972)	35	F	0-1 yr.	Neg.	16.25 (6.40)
Garn (1972)	97	F	1 yr.	Neg.	18.07 (7.11)
Garn (1972)	128	F	2 yr.	Neg.	20.13 (7.93)
Garn (1972)	113	F	3 yr.	Neg.	21.83 (8.59)
Garn (1972)	143	F	4 yr.	Neg.	22.82 (8.98)
Garn (1972)	159	F	5 yr.	Neg.	24.36 (9.59)
Garn (1972)	169	F	6 yr.	Neg.	25.38 (9.99)
Garn (1972)	180	F	7 yr.	Neg.	26.62 (10.48)
Garn (1972)	165	F	8 yr.	Neg.	27.74 (10.92)
Garn (1972)	195	F	9 yr.	Neg.	28.71 (11.30)
Garn (1972)	174	F	10 yr.	Neg.	30.03 (11.82)
Garn (1972)	199	F	11 yr.	Neg.	31.45 (12.38)
Garn (1972)	178	F	12 yr.	Neg.	32.87 (12.94)
Garn (1972)	162	F	13 yr.	Neg.	33.91 (13.35)
Garn (1972)	158	F	14 yr.	Neg.	34.60 (13.62)

<u>Author</u>	<u>N</u>	<u>Sex</u>	<u>Age</u>	<u>Race</u>	<u>\bar{x} Calf Circumference cm./in.</u>
Garn (1972)	39	M	0 - 1 yr.	Cauc.	15.63 (6.15)
Garn (1972)	132	M	1	Cauc.	19.02 (7.49)
Garn (1972)	169	M	2	Cauc.	20.10 (7.91)
Garn (1972)	176	M	3	Cauc.	20.80 (8.19)
Garn (1972)	179	M	4	Cauc.	21.56 (8.49)
Garn (1972)	223	M	5	Cauc.	22.33 (8.80)
Garn (1972)	222	M	6	Cauc.	23.27 (9.16)
Garn (1972)	264	M	7	Cauc.	24.35 (9.59)
Garn (1972)	263	M	8	Cauc.	25.48 (10.03)
Garn (1972)	245	M	9	Cauc.	26.22 (10.32)
Garn (1972)	265	M	10	Cauc.	27.46 (10.81)
Garn (1972)	248	M	11	Cauc.	28.93 (11.39)
Garn (1972)	241	M	12	Cauc.	29.92 (11.78)
Garn (1972)	231	M	13	Cauc.	31.54 (12.42)
Garn (1972)	149	M	14	Cauc.	32.53 (12.81)
Garn (1972)	19	M	0 - 1	Neg.	15.24 (6.00)
Garn (1972)	106	M	1	Neg.	17.97 (7.07)
Garn (1972)	117	M	2	Neg.	18.93 (7.45)
Garn (1972)	131	M	3	Neg.	20.08 (7.91)
Garn (1972)	142	M	4	Neg.	21.16 (8.33)
Garn (1972)	161	M	5	Neg.	22.07 (8.69)
Garn (1972)	163	M	6	Neg.	22.90 (9.02)
Garn (1972)	173	M	7	Neg.	24.21 (9.53)
Garn (1972)	151	M	8	Neg.	25.32 (9.97)
Garn (1972)	165	M	9	Neg.	26.10 (10.28)
Garn (1972)	148	M	10	Neg.	26.99 (10.63)
Garn (1972)	145	M	11	Neg.	28.49 (11.22)

<u>Author</u>	<u>N</u>	<u>Sex</u>	<u>Age</u>	<u>Race</u>	<u>\bar{x} Calf Circumference cm./in.</u>
Garn (1972)	172	M	12 yr.	Neg.	29.47 (11.60)
Garn (1972)	160	M	13	Neg.	31.10 (12.24)
Garn (1972)	150	M	14	Neg.	32.09 (12.63)
Garn (1972)	50	F	0 - 1	Cauc.	17.06 (6.72)
Garn (1972)	157	F	1	Cauc.	18.61 (7.33)
Garn (1972)	155	F	2	Cauc.	19.79 (7.79)
Garn (1972)	148	F	3	Cauc.	20.53 (8.08)
Garn (1972)	191	F	4	Cauc.	21.57 (8.49)
Garn (1972)	209	F	5	Cauc.	22.40 (8.82)
Garn (1972)	226	F	6	Cauc.	23.38 (9.20)
Garn (1972)	243	F	7	Cauc.	24.55 (9.67)
Garn (1972)	232	F	8	Cauc.	25.29 (9.96)
Garn (1972)	259	F	9	Cauc.	26.74 (10.53)
Garn (1972)	246	F	10	Cauc.	27.91 (10.99)
Garn (1972)	240	F	11	Cauc.	29.05 (11.44)
Garn (1972)	228	F	12	Cauc.	30.20 (11.89)
Garn (1972)	204	F	13	Cauc.	32.03 (12.61)
Garn (1972)	164	F	14	Cauc.	32.99 (12.99)
Garn (1972)	41	F	0 - 1	Neg.	14.83 (5.84)
Garn (1972)	97	F	1	Neg.	17.61 (6.93)
Garn (1972)	130	F	2	Neg.	19.09 (7.52)
Garn (1972)	112	F	3	Neg.	20.25 (7.97)
Garn (1972)	138	F	4	Neg.	21.09 (8.30)
Garn (1972)	158	F	5	Neg.	21.94 (8.64)
Garn (1972)	166	F	6	Neg.	23.17 (9.12)
Garn (1972)	172	F	7	Neg.	24.14 (9.50)

<u>Author</u>	<u>N</u>	<u>Sex</u>	<u>Age</u>	<u>Race</u>	<u>\bar{x} Calf Circumference cm./in.</u>
Garn (1972)	162	F	8 yr.	Neg.	24.95 (9.82)
Garn (1972)	193	F	9	Neg.	26.51 (10.44)
Garn (1972)	166	F	10	Neg.	27.66 (10.89)
Garn (1972)	197	F	11	Neg.	29.49 (11.61)
Garn (1972)	178	F	12	Neg.	30.36 (11.95)
Garn (1972)	161	F	13	Neg.	31.83 (12.53)
Garn (1972)	154	F	14	Neg.	32.59 (12.83)

<u>Author</u>	<u>N</u>	<u>Sex</u>	<u>Age</u>	<u>Race</u>	<u>Arm Circumference</u> <u>cm./in.</u>
Garn (1972)	40	M	0 - 1 yr.	Cauc.	13.36 (5.26)
Garn (1972)	129	M	1	Cauc.	15.32 (6.03)
Garn (1972)	167	M	2	Cauc.	15.88 (6.25)
Garn (1972)	178	M	3	Cauc.	16.27 (6.41)
Garn (1972)	179	M	4	Cauc.	16.63 (6.55)
Garn (1972)	232	M	5	Cauc.	17.09 (6.73)
Garn (1972)	225	M	6	Cauc.	17.43 (6.86)
Garn (1972)	277	M	7	Cauc.	17.99 (7.08)
Garn (1972)	271	M	8	Cauc.	18.83 (7.41)
Garn (1972)	260	M	9	Cauc.	19.61 (7.72)
Garn (1972)	281	M	10	Cauc.	20.39 (8.03)
Garn (1972)	261	M	11	Cauc.	21.48 (8.46)
Garn (1972)	254	M	12	Cauc.	22.29 (8.78)
Garn (1972)	246	M	13	Cauc.	23.40 (9.21)
Garn (1972)	171	M	14	Cauc.	24.72 (9.73)
Garn (1972)	17	M	0 - 1	Neg.	14.09 (5.55)
Garn (1972)	103	M	1	Neg.	15.44 (6.08)
Garn (1972)	109	M	2	Neg.	16.48 (6.49)
Garn (1972)	130	M	3	Neg.	16.42 (6.46)
Garn (1972)	140	M	4	Neg.	17.09 (6.73)
Garn (1972)	161	M	5	Neg.	17.20 (6.77)
Garn (1972)	163	M	6	Neg.	17.57 (6.92)
Garn (1972)	173	M	7	Neg.	18.01 (7.09)
Garn (1972)	153	M	8	Neg.	18.89 (7.44)
Garn (1972)	166	M	9	Neg.	19.70 (7.76)
Garn (1972)	148	M	10	Neg.	19.99 (7.87)
Garn (1972)	145	M	11	Neg.	21.13 (8.32)

<u>Author</u>	<u>N</u>	<u>Sex</u>	<u>Age</u>	<u>Race</u>	<u>Arm Circumference</u> cm./in.
Garn (1972)	173	M	12 yr.	Neg.	21.77 (8.57)
Garn (1972)	163	M	13	Neg.	23.14 (9.11)
Garn (1972)	152	M	14	Neg.	24.08 (9.48)
Garn (1972)	49	F	0 - 1	Cauc.	14.57 (5.74)
Garn (1972)	154	F	1	Cauc.	14.75 (5.81)
Garn (1972)	152	F	2	Cauc.	15.71 (6.19)
Garn (1972)	146	F	3	Cauc.	15.76 (6.20)
Garn (1972)	192	F	4	Cauc.	16.45 (6.48)
Garn (1972)	211	F	5	Cauc.	16.99 (6.69)
Garn (1972)	228	F	6	Cauc.	17.32 (6.82)
Garn (1972)	242	F	7	Cauc.	18.04 (7.10)
Garn (1972)	235	F	8	Cauc.	18.83 (7.41)
Garn (1972)	256	F	9	Cauc.	19.86 (7.82)
Garn (1972)	248	F	10	Cauc.	20.87 (8.22)
Garn (1972)	242	F	11	Cauc.	21.53 (8.48)
Garn (1972)	229	F	12	Cauc.	22.53 (8.87)
Garn (1972)	204	F	13	Cauc.	23.45 (9.23)
Garn (1972)	164	F	14	Cauc.	24.66 (9.71)
Garn (1972)	36	F	0 - 1	Neg.	13.32 (5.24)
Garn (1972)	92	F	1	Neg.	15.22 (5.99)
Garn (1972)	127	F	2	Neg.	16.11 (6.34)
Garn (1972)	111	F	3	Neg.	16.32 (6.43)
Garn (1972)	138	F	4	Neg.	16.32 (6.43)
Garn (1972)	158	F	5	Neg.	16.90 (6.65)
Garn (1972)	166	F	6	Neg.	17.34 (6.83)
Garn (1972)	173	F	7	Neg.	18.02 (7.09)

<u>Author</u>	<u>N</u>	<u>Sex</u>	<u>Age</u>	<u>Race</u>	<u>Arm Circumference</u> cm./in.
Garn (1972)	162	F	8 yr.	Neg.	18.56 (7.31)
Garn (1972)	193	F	9	Neg.	19.47 (7.67)
Garn (1972)	167	F	10	Neg.	20.31 (8.00)
Garn (1972)	196	F	11	Neg.	21.76 (8.57)
Garn (1972)	178	F	12	Neg.	22.57 (8.89)
Garn (1972)	161	F	13	Neg.	23.48 (9.24)
Garn (1972)	155	F	14	Neg.	24.39 (9.60)

Comments

Children are on the average below median income.
 Additional measurements include: Bicondylar Diameter Femur, Bistyloid Diameter
 Wrist, Subcapular Skinfold, Triceps Skinfold, Knee Height.

TABLE II (Continued)

B. American Longitudinal Studies Related
to Child Anthropometry

II. AMERICAN LONGITUDINAL

Author	N	Sex	Age	Race	Weight	Stature	Sitting Height	Chest (inhaler) Circumference
1) Meredith (1935)	117*	M	3 - 6 mo.	Cauc.		65.42 ^φ		
Meredith (1935)	159	M	6 - 9 mo.	Cauc.		70.58		
Meredith (1935)	154	M	9 - 12 mo.	Cauc.		74.83		
Meredith (1935)	145	M	12 - 15 mo.	Cauc.		78.19		
Meredith (1935)	125	M	15 - 18 mo.	Cauc.		81.15		
Meredith (1935)	117	M	1 1/2 - 1 3/4	Cauc.		84.43		
Meredith (1935)	103	M	1 3/4 - 2	Cauc.		87.21		
Meredith (1935)	105	M	2 - 2 1/4	Cauc.		89.85		
Meredith (1935)	107	M	2 1/4 - 2 1/2	Cauc.		91.11		
Meredith (1935)	141	M	2 1/2 - 2 3/4	Cauc.		93.57		
Meredith (1935)	132	M	2 3/4 - 3	Cauc.		95.80		
Meredith (1935)	260	M	3 - 3 1/2	Cauc.		97.84		
Meredith (1935)	305	M	3 1/2 - 4	Cauc.		101.66		
Meredith (1935)	305	M	4 - 4 1/2	Cauc.		104.99		
Meredith (1935)	355	M	4 1/2 - 5	Cauc.		108.48		
Meredith (1935)	445	M	5 - 5 1/2	Cauc.		111.40		
Meredith (1935)	440	M	5 1/2 - 6	Cauc.		114.49		
Meredith (1935)	308	M	6 - 6 1/2	Cauc.		117.41		
Meredith (1935)	575	M	6 1/2 - 7 1/2	Cauc.		121.91		
Meredith (1935)	493	M	7 1/2 - 8 1/2	Cauc.		128.13		
Meredith (1935)	478	M	8 1/2 - 9 1/2	Cauc.		133.71		
Meredith (1935)	390	M	9 1/2 - 10 1/2	Cauc.		138.94		
Meredith (1935)	368	M	10 1/2 - 11 1/2	Cauc.		143.20		
197 Meredith (1935)	340	M	11 1/2 - 12 1/2	Cauc.		147.81		
Meredith (1935)	345	M	12 1/2 - 13 1/2	Cauc.		153.31		
Meredith (1935)	345	M	13 1/2 - 14 1/2	Cauc.		159.39		
Meredith (1935)	112	M	3 - 6 mo.	Cauc.			43.21	(17.01)
Meredith (1935)	156	M	6 - 9 mo.	Cauc.			45.97	(18.10)
Meredith (1935)	146	M	9 - 12 mo.	Cauc.			47.92	(18.87)
Meredith (1935)	138	M	12 - 15 mo.	Cauc.			49.40	(19.45)
Meredith (1935)	110	M	15 - 18 mo.	Cauc.			50.48	(19.87)
Meredith (1935)	102	M	1 1/2 - 1 3/4	Cauc.			52.21	(20.56)
Meredith (1935)	90	M	1 3/4 - 2	Cauc.			53.12	(20.91)
Meredith (1935)	93	M	2 - 2 1/4	Cauc.			54.24	(21.35)
Meredith (1935)	94	M	2 1/4 - 2 1/2	Cauc.			54.68	(21.53)
Meredith (1935)	120	M	2 1/2 - 2 3/4	Cauc.			55.66	(21.91)
Meredith (1935)	113	M	2 3/4 - 3	Cauc.			56.58	(22.28)
Meredith (1935)	217	M	3 - 3 1/2	Cauc.			57.31	(22.56)
Meredith (1935)	267	M	3 1/2 - 4	Cauc.			58.94	(23.20)
Meredith (1935)	277	M	4 - 4 1/2	Cauc.			60.09	(23.66)
Meredith (1935)	328	M	4 1/2 - 5	Cauc.			61.42	(24.26)
Meredith (1935)	389	M	5 - 5 1/2	Cauc.			62.64	(24.66)
Meredith (1935)	409	M	5 1/2 - 6	Cauc.			64.11	(25.24)
Meredith (1935)	311	M	6 - 6 1/2	Cauc.			65.10	(25.63)
Meredith (1935)	596	M	6 1/2 - 7 1/2	Cauc.			66.78	(26.29)
Meredith (1935)	529	M	7 1/2 - 8 1/2	Cauc.			69.29	(27.28)
Meredith (1935)	482	M	8 1/2 - 9 1/2	Cauc.			71.34	(28.09)
Meredith (1935)	390	M	9 1/2 - 10 1/2	Cauc.			73.53	(28.95)
Meredith (1935)	368	M	10 1/2 - 11 1/2	Cauc.			75.06	(29.55)
Meredith (1935)	335	M	11 1/2 - 12 1/2	Cauc.			76.85	(30.26)
Meredith (1935)	342	M	12 1/2 - 13 1/2	Cauc.			79.31	(31.22)
Meredith (1935)	330	M	13 1/2 - 14 1/2	Cauc.			82.30	(32.40)
Meredith (1935)	108	M	3 - 6 mo.	Cauc.				42.37 [#] (16.68)
Meredith (1935)	160	M	6 - 9 mo.	Cauc.				44.68 (17.59)

II. LONGITUDINAL (continued)

Author	N	Sex	Age	Race	Weight	Stature	Sitting Height	Chest (inhale) Circumference
Meredith (1935)	147	M	9 - 12 mo.	Cauc.				(18.38)
Meredith (1935)	130	M	12 - 15 mo.	Cauc.				(18.80)
Meredith (1935)	110	M	15 - 18 mo.	Cauc.				(19.16)
Meredith (1935)	100	M	1 1/2 - 1 3/4	Cauc.				(19.42)
Meredith (1935)	96	M	1 3/4 - 2	Cauc.				(19.73)
Meredith (1935)	94	M	2 - 2 1/4	Cauc.				(19.76)
Meredith (1935)	75	M	2 1/4 - 2 1/2	Cauc.				(19.86)
Meredith (1935)	93	M	2 1/2 - 2 3/4	Cauc.				(20.00)
Meredith (1935)	85	M	2 3/4 - 3	Cauc.				(20.00)
Meredith (1935)	178	M	3 - 3 1/2	Cauc.				(19.98)
Meredith (1935)	217	M	3 1/2 - 4	Cauc.				(20.20)
Meredith (1935)	225	M	4 - 4 1/2	Cauc.				(20.57)
Meredith (1935)	247	M	4 1/2 - 5	Cauc.				(20.88)
Meredith (1935)	315	M	5 - 5 1/2	Cauc.				(21.41)
Meredith (1935)	324	M	5 1/2 - 6	Cauc.				(21.61)
Meredith (1935)	261	M	6 - 6 1/2	Cauc.				(22.02)
Meredith (1935)	510	M	6 1/2 - 7 1/2	Cauc.				(22.39)
Meredith (1935)	472	M	7 1/2 - 8 1/2	Cauc.				(23.09)
Meredith (1935)	452	M	8 1/2 - 9 1/2	Cauc.				(24.00)
Meredith (1935)	362	M	9 1/2 - 10 1/2	Cauc.				(24.82)
Meredith (1935)	355	M	10 1/2 - 11 1/2	Cauc.				(25.85)
Meredith (1935)	317	M	11 1/2 - 12 1/2	Cauc.				(26.61)
Meredith (1935)	298	M	12 1/2 - 13 1/2	Cauc.				(27.54)
Meredith (1935)	286	M	13 1/2 - 14 1/2	Cauc.				(28.85)
Meredith (1935)	112	M	3 - 6 mo.	Cauc.	(16.60)			(30.22)
Meredith (1935)	159	M	6 - 9 mo.	Cauc.	(19.78)			
Meredith (1935)	154	M	9 - 12 mo.	Cauc.	(22.33)			
Meredith (1935)	145	M	12 - 15 mo.	Cauc.	(23.90)			
Meredith (1935)	127	M	15 - 18 mo.	Cauc.	(25.13)			
Meredith (1935)	117	M	1 1/2 - 1 3/4	Cauc.	(27.14)			
Meredith (1935)	106	M	1 3/4 - 2	Cauc.	(28.40)			
Meredith (1935)	109	M	2 - 2 1/4	Cauc.	(29.94)			
Meredith (1935)	107	M	2 1/4 - 2 1/2	Cauc.	(30.56)			
Meredith (1935)	142	M	2 1/2 - 2 3/4	Cauc.	(32.34)			
Meredith (1935)	133	M	2 3/4 - 3	Cauc.	(33.16)			
Meredith (1935)	269	M	3 - 3 1/2	Cauc.	(34.46)			
Meredith (1935)	318	M	3 1/2 - 4	Cauc.	(36.84)			
Meredith (1935)	313	M	4 - 4 1/2	Cauc.	(38.51)			
Meredith (1935)	349	M	4 1/2 - 5	Cauc.	(40.65)			
Meredith (1935)	445	M	5 - 5 1/2	Cauc.	(42.95)			
Meredith (1935)	442	M	5 1/2 - 6	Cauc.	(45.08)			
Meredith (1935)	316	M	6 - 6 1/2	Cauc.	(47.40)			
Meredith (1935)	598	M	6 1/2 - 7 1/2	Cauc.	(51.85)			
Meredith (1935)	529	M	7 1/2 - 8 1/2	Cauc.	(58.07)			
Meredith (1935)	482	M	8 1/2 - 9 1/2	Cauc.	(63.89)			
Meredith (1935)	390	M	9 1/2 - 10 1/2	Cauc.	(71.72)			
Meredith (1935)	368	M	10 1/2 - 11 1/2	Cauc.	(77.80)			
Meredith (1935)	340	M	11 1/2 - 12 1/2	Cauc.	(85.23)			
Meredith (1935)	345	M	12 1/2 - 13 1/2	Cauc.	(96.21)			
Meredith (1935)	345	M	13 1/2 - 14 1/2	Cauc.	(107.19)			

Comments

- * Since these studies are longitudinal, the N values are not necessarily the same subjects across time or measurements.
 - φ Measuring board used to measure infant stature - post infant measurements taken erect against wall.
 - # Measured at midpoint of breathing.
 - θ Subject's weight measured nude.
- Additional measurements include: Bi-Deltoid diameter, bitrochanteric diameter, thorax diameter, antero-posterior diameter of thorax, maximum head length, bicondylar diameter of left humerus, strength of grip, breathing capacity, skinfold thorax front, skinfold thorax back, skinfold upper arm front, skinfold upper arm back.

II. AMERICAN LONGITUDINAL

	Author	N	Sex	Age	Race	Weight	Stature	Comments
2)	Simmons & Todd (1938)	137	M	3 mo.			61.35 ^φ (24.15)	φ Birth to 1 year old stature measurements made on measuring couch. All other ages measured (shoes removed) standing erect away from wall.
	Simmons & Todd (1938)	147	M	6 mo.			67.23 (26.47)	
	Simmons & Todd (1938)	151	M	9 mo.			71.97 (28.33)	
	Simmons & Todd (1938)	154	M	12 mo.			76.14 (29.98)	
	Simmons & Todd (1938)	152	M	18 mo.			82.23 (32.37)	
	Simmons & Todd (1938)	157	M	2			87.43 (34.42)	
	Simmons & Todd (1938)	164	M	2 1/2			92.21 (36.30)	
	Simmons & Todd (1938)	168	M	3			96.23 (37.89)	
	Simmons & Todd (1938)	164	M	3 1/2			100.18 (39.44)	
	Simmons & Todd (1938)	157	M	4			103.97 (40.93)	
	Simmons & Todd (1938)	166	M	4 1/2			107.75 (42.42)	
	Simmons & Todd (1938)	160	M	5			110.94 (43.68)	
	Simmons & Todd (1938)	113	M	6			117.24 (46.16)	
	Simmons & Todd (1938)	104	M	7			123.89 (48.78)	
	Simmons & Todd (1938)	88	M	8			130.13 (51.23)	
	Simmons & Todd (1938)	77	M	9			135.98 (53.53)	
	Simmons & Todd (1938)	100	M	10			141.38 (55.66)	
	Simmons & Todd (1938)	99	M	11			146.52 (57.68)	
	Simmons & Todd (1938)	106	M	12			151.09 (59.48)	
	Simmons & Todd (1938)	71	M	13			156.71 (61.70)	
	Simmons & Todd (1938)	137	M	3 mo.		6.52 (14.37)		
	Simmons & Todd (1938)	147	M	6 mo.		8.40 (18.52)		
	Simmons & Todd (1938)	151	M	9 mo.		9.82 (21.64)		
	Simmons & Todd (1938)	154	M	12 mo.		10.82 (23.85)		
	Simmons & Todd (1938)	154	M	18 mo.		11.83 (26.09)		
	Simmons & Todd (1938)	157	M	2		13.17 (29.05)		
	Simmons & Todd (1938)	164	M	2 1/2		14.19 (31.28)		
	Simmons & Todd (1938)	168	M	3		15.21 (33.54)		
	Simmons & Todd (1938)	164	M	3 1/2		16.29 (35.92)		
	Simmons & Todd (1938)	158	M	4		17.41 (38.39)		
	Simmons & Todd (1938)	165	M	4 1/2		18.47 (40.72)		
	Simmons & Todd (1938)	160	M	5		19.58 (43.16)		
	Simmons & Todd (1938)	113	M	6		22.01 (48.53)		
	Simmons & Todd (1938)	104	M	7		24.79 (54.65)		
	Simmons & Todd (1938)	88	M	8		28.23 (62.24)		
	Simmons & Todd (1938)	77	M	9		31.54 (69.53)		
	Simmons & Todd (1938)	100	M	10		35.62 (78.54)		
	Simmons & Todd (1938)	99	M	11		39.23 (86.49)		
	Simmons & Todd (1938)	106	M	12		42.04 (92.69)		
	Simmons & Todd (1938)	71	M	13		46.63 (102.80)		
	Simmons & Todd (1938)	116	F	3 mo.			59.29 (23.34)	
	Simmons & Todd (1938)	132	F	6 mo.			65.57 (25.81)	
	Simmons & Todd (1938)	141	F	9 mo.			70.25 (27.66)	
	Simmons & Todd (1938)	148	F	12 mo.			74.25 (29.23)	
	Simmons & Todd (1938)	149	F	18 mo.			80.60 (31.73)	
	Simmons & Todd (1938)	165	F	2			86.16 (33.92)	
	Simmons & Todd (1938)	170	F	2 1/2			91.12 (35.87)	
	Simmons & Todd (1938)	183	F	3			95.47 (37.59)	
	Simmons & Todd (1938)	182	F	3 1/2			99.50 (39.17)	
	Simmons & Todd (1938)	179	F	4			103.17 (40.62)	
	Simmons & Todd (1938)	186	F	4 1/2			106.99 (42.12)	
	Simmons & Todd (1938)	172	F	5			110.35 (43.44)	
	Simmons & Todd (1938)	121	F	6			117.41 (46.22)	
	Simmons & Todd (1938)	114	F	7			123.21 (48.51)	

II. LONGITUDINAL (continued)

Author	N	Sex	Age	Race	Weight	Stature
Simmons & Todd (1938)	73	F	8			129.29 (50.90)
Simmons & Todd (1938)	66	F	9			135.66 (53.41)
Simmons & Todd (1938)	88	F	10			140.75 (55.41)
Simmons & Todd (1938)	101	F	11			147.65 (58.13)
Simmons & Todd (1938)	88	F	12			155.29 (61.14)
Simmons & Todd (1938)	48	F	13			159.85 (62.93)
Simmons & Todd (1938)	116	F	3 mo.		5.94 (13.09)	
Simmons & Todd (1938)	132	F	6 mo.		7.73 (17.03)	
Simmons & Todd (1938)	141	F	9 mo.		8.91 (19.65)	
Simmons & Todd (1938)	148	F	12 mo.		9.93 (21.91)	
Simmons & Todd (1938)	152	F	18 mo.		11.35 (25.02)	
Simmons & Todd (1938)	165	F	2		12.48 (27.51)	
Simmons & Todd (1938)	171	F	2 1/2		13.64 (30.07)	
Simmons & Todd (1938)	184	F	3		14.74 (32.49)	
Simmons & Todd (1938)	182	F	3 1/2		15.81 (34.85)	
Simmons & Todd (1938)	179	F	4		16.84 (37.12)	
Simmons & Todd (1938)	186	F	4 1/2		18.31 (40.37)	
Simmons & Todd (1938)	172	F	5		19.21 (42.34)	
Simmons & Todd (1938)	121	F	6		22.02 (48.55)	
Simmons & Todd (1938)	114	F	7		24.49 (53.99)	
Simmons & Todd (1938)	73	F	8		27.87 (61.45)	
Simmons & Todd (1938)	66	F	9		32.17 (70.92)	
Simmons & Todd (1938)	88	F	10		35.20 (77.60)	
Simmons & Todd (1938)	101	F	11		39.48 (87.04)	
Simmons & Todd (1938)	88	F	12		46.57 (102.66)	
Simmons & Todd (1938)	48	F	13		51.97 (114.58)	

II. AMERICAN LONGITUDINAL

	Author	N	Sex	Age	Race	Weight	Stature	Sitting Height	Head Circumference	Chest (Inhaler) Circumference	Calf Circumference
3)	Kasius (1957)	265	M	3 mo.	Cauc.	6.10 (13.45)					
	Kasius (1957)	238	M	6 mo.	Cauc.	8.19 (18.05)					
	Kasius (1957)	134	M	12 mo.	Cauc.	10.65 (23.47)					
	Kasius (1957)	151	M	3 mo.	Neg.	6.12 (13.49)					
	Kasius (1957)	141	M	6 mo.	Neg.	8.01 (17.67)					
	Kasius (1957)	92	M	12 mo.	Neg.	10.32 (22.76)					
	Kasius (1957)	248	F	3 mo.	Cauc.	5.63 (12.42)					
	Kasius (1957)	212	F	6 mo.	Cauc.	7.58 (16.72)					
	Kasius (1957)	122	F	12 mo.	Cauc.	9.83 (21.68)					
	Kasius (1957)	130	F	3 mo.	Neg.	5.64 (12.43)					
	Kasius (1957)	120	F	6 mo.	Neg.	7.47 (16.46)					
	Kasius (1957)	84	F	12 mo.	Neg.	9.72 (21.42)					
	Kasius (1957)	265	M	3 mo.	Cauc.					41.01 (16.15)	
	Kasius (1957)	232	M	6 mo.	Cauc.					44.73 (17.61)	
	Kasius (1957)	130	M	12 mo.	Cauc.					48.71 (19.18)	
	Kasius (1957)	151	M	3 mo.	Neg.					40.67 (16.01)	
	Kasius (1957)	137	M	6 mo.	Neg.					44.14 (17.38)	
	Kasius (1957)	91	M	12 mo.	Neg.					47.51 (18.70)	
	Kasius (1957)	247	F	3 mo.	Cauc.					39.78 (15.66)	
	Kasius (1957)	211	F	6 mo.	Cauc.					43.50 (17.13)	
	Kasius (1957)	121	F	12 mo.	Cauc.					46.86 (18.45)	
	Kasius (1957)	129	F	3 mo.	Neg.					39.45 (15.53)	
	Kasius (1957)	115	F	6 mo.	Neg.					42.93 (16.90)	
	Kasius (1957)	82	F	12 mo.	Neg.					46.21 (18.19)	
	Kasius (1957)	264	M	3 mo.	Cauc.	61.03* (24.03)					
	Kasius (1957)	234	M	6 mo.	Cauc.	67.89 (26.73)					
	Kasius (1957)	131	M	12 mo.	Cauc.	76.75 (30.22)					
	Kasius (1957)	152	M	3 mo.	Neg.	61.19 (24.09)					
	Kasius (1957)	138	M	6 mo.	Neg.	67.90 (26.73)					
	Kasius (1957)	91	M	12 mo.	Neg.	76.87 (30.26)					
	Kasius (1957)	247	F	3 mo.	Cauc.	59.88 (23.57)					
	Kasius (1957)	212	F	6 mo.	Cauc.	66.26 (26.09)					
	Kasius (1957)	124	F	12 mo.	Cauc.	74.83 (29.46)					
	Kasius (1957)	129	F	3 mo.	Neg.	59.98 (23.61)					
	Kasius (1957)	119	F	6 mo.	Neg.	66.14 (26.04)					
Kasius (1957)	82	F	12 mo.	Neg.	75.60 (29.76)						
Kasius (1957)	238	M	3 mo.	Cauc.				41.12 ^b (16.19)			
Kasius (1957)	215	M	6 mo.	Cauc.				45.23 (17.81)			
Kasius (1957)	124	M	12 mo.	Cauc.				49.48 (19.48)			
Kasius (1957)	126	M	3 mo.	Neg.				40.73 (16.04)			
Kasius (1957)	123	M	6 mo.	Neg.				44.66 (17.58)			
Kasius (1957)	82	M	12 mo.	Neg.				48.60 (19.13)			
Kasius (1957)	203	F	3 mo.	Cauc.				40.39 (15.90)			
Kasius (1957)	181	F	6 mo.	Cauc.				44.31 (17.44)			
Kasius (1957)	111	F	12 mo.	Cauc.				48.28 (19.00)			
Kasius (1957)	108	F	3 mo.	Neg.				40.21 (15.83)			
Kasius (1957)	102	F	6 mo.	Neg.				43.86 (17.26)			
Kasius (1957)	74	F	12 mo.	Neg.				47.88 (18.85)			
Kasius (1957)	265	M	3 mo.	Cauc.				40.55 (15.96)			
Kasius (1957)	234	M	6 mo.	Cauc.				43.69 (17.20)			
Kasius (1957)	131	M	12 mo.	Cauc.				46.94 (18.48)			
Kasius (1957)	151	M	3 mo.	Neg.				40.94 (16.12)			
Kasius (1957)	138	M	6 mo.	Neg.				44.08 (17.35)			
Kasius (1957)	92	M	12 mo.	Neg.				47.09 (18.54)			

II. LONGITUDINAL (continued)

Author	N	Sex	Age	Race	Weight	Stature	Sitting Height	Head Circumference	Chest (inhale) Circumference	Calf Circumference
Kasius (1957)	246	F	3 mo.	Cauc.				39.60 (15.59)		
Kasius (1957)	212	F	6 mo.	Cauc.				42.49 (16.73)		
Kasius (1957)	124	F	12 mo.	Cauc.				45.49 (17.91)		
Kasius (1957)	129	F	3 mo.	Neg.				39.97 (15.74)		
Kasius (1957)	118	F	6 mo.	Neg.				42.97 (16.92)		
Kasius (1957)	82	F	12 mo.	Neg.				46.17 (18.18)		16.19 (6.38)
Kasius (1957)	78	M	3 mo.	Cauc.						18.66 (7.34)
Kasius (1957)	87	M	6 mo.	Cauc.						20.26 (7.98)
Kasius (1957)	58	M	12 mo.	Cauc.						15.95 (6.28)
Kasius (1957)	64	M	3 mo.	Neg.						18.27 (7.19)
Kasius (1957)	64	M	6 mo.	Neg.						19.72 (7.76)
Kasius (1957)	37	M	12 mo.	Neg.						15.50 (6.10)
Kasius (1957)	64	F	3 mo.	Cauc.						18.15 (7.15)
Kasius (1957)	65	F	6 mo.	Cauc.						19.95 (7.85)
Kasius (1957)	40	F	12 mo.	Cauc.						15.61 (6.15)
Kasius (1957)	56	F	3 mo.	Neg.						17.85 (7.03)
Kasius (1957)	54	F	6 mo.	Neg.						19.37 (7.63)
Kasius (1957)	38	F	12 mo.	Neg.						

Comments

* This measurement labeled as crown-sole.

φ This measurement labeled as crown-rump.

Measurements made by 3 doctors.

Additional measurements include: hip breadth.

II. AMERICAN LONGITUDINAL

Author	N	Sex	Age	Race	Stature	Weight	Sitting Height	Upper Arm Length	Head Length	Cephalic Breadth
4) Krogman (1970)	162	M	7	Cauc.	121.40 (47.80)					
Krogman (1970)	214	M	8	Cauc.	126.80 (49.92)					
Krogman (1970)	289	M	9	Cauc.	131.40 (51.73)					
Krogman (1970)	299	M	10	Cauc.	138.30 (54.45)					
Krogman (1970)	266	M	11	Cauc.	142.80 (56.22)					
Krogman (1970)	215	M	12	Cauc.	147.80 (58.19)					
Krogman (1970)	146	M	13	Cauc.	156.40 (61.57)					
Krogman (1970)	112	M	14	Cauc.	163.40 (64.33)					
Krogman (1970)	146	M	7	Neg.	122.20 (48.11)					
Krogman (1970)	167	M	8	Neg.	127.40 (50.16)					
Krogman (1970)	133	M	9	Neg.	132.30 (52.09)					
Krogman (1970)	106	M	10	Neg.	137.50 (54.13)					
Krogman (1970)	117	M	11	Neg.	141.80 (55.83)					
Krogman (1970)	95	M	12	Neg.	146.60 (57.72)					
Krogman (1970)	58	M	13	Neg.	154.90 (60.98)					
Krogman (1970)	57	M	14	Neg.	160.70 (63.26)					
Krogman (1970)	153	F	7	Cauc.	121.40 (47.80)					
Krogman (1970)	217	F	8	Cauc.	125.20 (49.29)					
Krogman (1970)	307	F	9	Cauc.	130.40 (51.34)					
Krogman (1970)	344	F	10	Cauc.	136.70 (53.81)					
Krogman (1970)	314	F	11	Cauc.	141.60 (55.75)					
Krogman (1970)	262	F	12	Cauc.	147.20 (57.95)					
Krogman (1970)	170	F	13	Cauc.	152.40 (60.00)					
Krogman (1970)	106	F	14	Cauc.	156.40 (61.57)					
Krogman (1970)	147	F	7	Neg.	121.80 (47.95)					
Krogman (1970)	144	F	8	Neg.	126.70 (49.88)					
Krogman (1970)	150	F	9	Neg.	132.10 (52.01)					
Krogman (1970)	135	F	10	Neg.	139.20 (54.80)					
Krogman (1970)	119	F	11	Neg.	145.90 (57.44)					
Krogman (1970)	83	F	12	Neg.	149.60 (58.90)					
Krogman (1970)	59	F	13	Neg.	154.00 (60.63)					
Krogman (1970)	52	F	14	Neg.	159.80 (62.91)					
Krogman (1970)	161	M	7	Cauc.	23.81*	(52.50)				
Krogman (1970)	214	M	8	Cauc.	27.03	(59.60)				
Krogman (1970)	289	M	9	Cauc.	30.25	(66.70)				
Krogman (1970)	299	M	10	Cauc.	35.06	(77.30)				
Krogman (1970)	266	M	11	Cauc.	38.46	(84.80)				
Krogman (1970)	215	M	12	Cauc.	41.82	(92.20)				
Krogman (1970)	146	M	13	Cauc.	50.76	(111.90)				
Krogman (1970)	117	M	14	Cauc.	57.65	(127.10)				
Krogman (1970)	146	M	7	Neg.	23.04	(50.80)				
Krogman (1970)	167	M	8	Neg.	26.22	(57.80)				
Krogman (1970)	138	M	9	Neg.	29.39	(64.80)				
Krogman (1970)	106	M	10	Neg.	32.75	(72.20)				
Krogman (1970)	117	M	11	Neg.	35.92	(79.20)				
Krogman (1970)	95	M	12	Neg.	39.05	(86.10)				
Krogman (1970)	58	M	13	Neg.	45.45	(100.20)				
Krogman (1970)	57	M	14	Neg.	51.16	(112.80)				
Krogman (1970)	153	F	7	Cauc.	23.50	(51.80)				
Krogman (1970)	217	F	8	Cauc.	26.63	(58.70)				
Krogman (1970)	307	F	9	Cauc.	28.76	(63.40)				
Krogman (1970)	344	F	10	Cauc.	32.98	(72.70)				
Krogman (1970)	314	F	11	Cauc.	36.60	(80.70)				
Krogman (1970)	261	F	12	Cauc.	40.96	(90.30)				

II. LONGITUDINAL (continued)

Author	N	Sex	Age	Race	Weight	Stature	Sitting Height	Upper Arm Length	Head Length	Cephalic Breadth
Krogman (1970)	170	F	13	Cauc.	46.54 (102.60)					
Krogman (1970)	106	F	14	Cauc.	49.80 (109.80)					
Krogman (1970)	147	F	7	Neg.	23.50 (51.80)					
Krogman (1970)	145	F	8	Neg.	26.81 (59.10)					
Krogman (1970)	150	F	9	Neg.	28.67 (63.20)					
Krogman (1970)	135	F	10	Neg.	34.16 (75.30)					
Krogman (1970)	119	F	11	Neg.	38.01 (83.80)					
Krogman (1970)	83	F	12	Neg.	41.50 (91.50)					
Krogman (1970)	59	F	13	Neg.	47.17 (104.00)					
Krogman (1970)	52	F	14	Neg.	52.21 (115.10)					
Krogman (1970)	198	M	7	Cauc.			66.40 (26.14)			
Krogman (1970)	249	M	8	Cauc.			67.60 (26.61)			
Krogman (1970)	323	M	9	Cauc.			70.60 (27.79)			
Krogman (1970)	337	M	10	Cauc.			73.30 (28.86)			
Krogman (1970)	294	M	11	Cauc.			74.80 (29.44)			
Krogman (1970)	313	M	12	Cauc.			76.70 (30.20)			
Krogman (1970)	146	M	13	Cauc.			80.30 (31.61)			
Krogman (1970)	81	M	14	Cauc.			84.90 (33.43)			
Krogman (1970)	188	M	7	Neg.			63.70 (25.08)			
Krogman (1970)	207	M	8	Neg.			65.80 (25.91)			
Krogman (1970)	171	M	9	Neg.			68.10 (26.81)			
Krogman (1970)	144	M	10	Neg.			70.30 (27.68)			
Krogman (1970)	157	M	11	Neg.			71.40 (28.11)			
Krogman (1970)	120	M	12	Neg.			72.90 (28.70)			
Krogman (1970)	53	M	13	Neg.			76.60 (30.16)			
Krogman (1970)	57	M	14	Neg.			80.30 (31.61)			
Krogman (1970)	186	F	7	Cauc.			66.20 (26.06)			
Krogman (1970)	250	F	8	Cauc.			67.60 (26.61)			
Krogman (1970)	336	F	9	Cauc.			69.80 (27.48)			
Krogman (1970)	374	F	10	Cauc.			72.20 (28.43)			
Krogman (1970)	301	F	11	Cauc.			74.50 (29.33)			
Krogman (1970)	342	F	12	Cauc.			77.30 (30.43)			
Krogman (1970)	170	F	13	Cauc.			80.40 (31.65)			
Krogman (1970)	75	F	14	Cauc.			82.70 (32.56)			
Krogman (1970)	180	F	7	Neg.			63.40 (24.96)			
Krogman (1970)	190	F	8	Neg.			65.50 (25.79)			
Krogman (1970)	202	F	9	Neg.			67.40 (26.54)			
Krogman (1970)	169	F	10	Neg.			70.30 (27.68)			
Krogman (1970)	167	F	11	Neg.			73.10 (28.78)			
Krogman (1970)	48	F	12	Neg.			75.80 (29.84)			
Krogman (1970)	54	F	13	Neg.			78.40 (30.87)			
Krogman (1970)	52	F	14	Neg.			80.70 (31.77)			
Krogman (1970)	102	M	7	Cauc.				21.90 (8.62)		
Krogman (1970)	143	M	8	Cauc.				23.00 (9.06)		
Krogman (1970)	199	M	9	Cauc.				24.30 (9.57)		
Krogman (1970)	220	M	10	Cauc.				25.60 (10.80)		
Krogman (1970)	213	M	11	Cauc.				26.50 (10.43)		
Krogman (1970)	218	M	12	Cauc.				27.50 (10.83)		
Krogman (1970)	140	M	13	Cauc.				28.90 (11.38)		
Krogman (1970)	79	M	14	Cauc.				30.60 (12.05)		
Krogman (1970)	72	M	7	Neg.				21.80 (8.58)		
Krogman (1970)	71	M	8	Neg.				22.70 (8.94)		
Krogman (1970)	54	M	9	Neg.				24.00 (9.45)		
Krogman (1970)	30	M	10	Neg.				25.00 (9.84)		

II. LONGITUDINAL (continued)

Author	N	Sex	Age	Race	Weight	Stature	Sitting Height	Upper Arm Length	Head Length	Cephalic Breadth
Krogman (1970)	39	M	11	Neg.				(10.35)	(13.50)	(14.11)
Krogman (1970)	28	M	12	Neg.				(10.75)	(14.00)	(14.17)
Krogman (1970)	23	M	13	Neg.				(11.65)	(15.20)	(5.56)
Krogman (1970)	22	M	14	Neg.				(12.24)	(15.40)	(5.58)
Krogman (1970)	101	F	7	Cauc.				(8.54)	(15.90)	(6.06)
Krogman (1970)	145	F	8	Cauc.				(8.90)	(17.30)	(6.26)
Krogman (1970)	239	F	9	Cauc.				(9.33)	(18.20)	(7.17)
Krogman (1970)	272	F	10	Cauc.				(9.72)	(18.20)	(5.62)
Krogman (1970)	267	F	11	Cauc.				(10.24)	(14.30)	(6.02)
Krogman (1970)	253	F	12	Cauc.				(10.75)	(15.00)	(5.91)
Krogman (1970)	159	F	13	Cauc.				(11.14)	(15.80)	(6.22)
Krogman (1970)	60	F	14	Cauc.				(11.26)	(16.00)	(6.30)
Krogman (1970)	81	F	7	Neg.				(8.62)	(16.10)	(6.34)
Krogman (1970)	63	F	8	Neg.				(8.86)	(18.20)	(7.20)
Krogman (1970)	50	F	9	Neg.				(9.53)	(13.30)	(5.24)
Krogman (1970)	48	F	10	Neg.				(10.04)	(13.60)	(5.35)
Krogman (1970)	44	F	11	Neg.				(10.67)	(14.00)	(5.51)
Krogman (1970)	28	F	12	Neg.				(11.10)	(14.80)	(5.83)
Krogman (1970)	24	F	13	Neg.				(11.81)	(15.40)	(6.06)
Krogman (1970)	17	F	14	Neg.				(11.81)	(16.20)	(6.38)
Krogman (1970)	102	M	7	Cauc.				(10.35)	(16.60)	(6.54)
Krogman (1970)	143	M	8	Cauc.				(10.75)	(17.80)	(7.01)
Krogman (1970)	199	M	9	Cauc.				(11.65)	(14.20)	(5.59)
Krogman (1970)	220	M	10	Cauc.				(12.24)	(14.60)	(5.75)
Krogman (1970)	209	M	11	Cauc.				(8.54)	(15.20)	(5.98)
Krogman (1970)	219	M	12	Cauc.				(8.90)	(15.80)	(6.22)
Krogman (1970)	140	M	13	Cauc.				(9.33)	(16.00)	(6.30)
Krogman (1970)	79	M	14	Cauc.				(9.72)	(16.10)	(6.34)
Krogman (1970)	71	M	7	Neg.				(8.62)	(18.20)	(7.20)
Krogman (1970)	71	M	8	Neg.				(8.86)	(13.30)	(5.24)
Krogman (1970)	54	M	9	Neg.				(9.53)	(13.60)	(5.35)
Krogman (1970)	30	M	10	Neg.				(10.04)	(14.00)	(5.51)
Krogman (1970)	39	M	11	Neg.				(10.67)	(14.80)	(5.83)
Krogman (1970)	28	M	12	Neg.				(11.10)	(15.40)	(6.06)
Krogman (1970)	23	M	13	Neg.				(11.81)	(16.20)	(6.38)
Krogman (1970)	22	M	14	Neg.				(11.81)	(16.60)	(6.54)
Krogman (1970)	101	F	7	Cauc.				(10.35)	(17.80)	(7.01)
Krogman (1970)	143	F	8	Cauc.				(10.75)	(14.20)	(5.59)
Krogman (1970)	239	F	9	Cauc.				(11.65)	(14.60)	(5.75)
Krogman (1970)	272	F	10	Cauc.				(12.24)	(15.20)	(5.98)
Krogman (1970)	267	F	11	Cauc.				(8.54)	(15.80)	(6.22)
Krogman (1970)	253	F	12	Cauc.				(8.90)	(16.00)	(6.30)
Krogman (1970)	159	F	13	Cauc.				(9.33)	(16.10)	(6.34)
Krogman (1970)	60	F	14	Cauc.				(9.72)	(18.20)	(7.20)
Krogman (1970)	78	F	7	Neg.				(8.62)	(13.30)	(5.24)
Krogman (1970)	63	F	8	Neg.				(8.86)	(13.60)	(5.35)
Krogman (1970)	50	F	9	Neg.				(9.53)	(14.00)	(5.51)
Krogman (1970)	48	F	10	Neg.				(10.04)	(14.80)	(5.83)
Krogman (1970)	44	F	11	Neg.				(10.67)	(15.40)	(6.06)
Krogman (1970)	28	F	12	Neg.				(11.10)	(16.20)	(6.38)
Krogman (1970)	24	F	13	Neg.				(11.81)	(16.60)	(6.54)
Krogman (1970)	17	F	14	Neg.				(11.81)	(17.50)	(6.89)
Krogman (1970)	103	M	7	Cauc.				(10.35)	(18.00)	(7.09)
Krogman (1970)	145	M	8	Cauc.				(10.75)	(14.11)	(5.56)
Krogman (1970)								(11.65)	(14.17)	(5.58)

II. AMERICAN LONGITUDINAL

Author	N	Sex	Age	Race	Weight	Stature	Sitting Height	Upper Arm Length	Head Length	Cephalic Breadth
Krogman (1970)	204	M	9	Cauc.						14.32 (5.64)
Krogman (1970)	223	M	10	Cauc.						14.46 (5.69)
Krogman (1970)	214	M	11	Cauc.						14.49 (5.70)
Krogman (1970)	224	M	12	Cauc.						14.58 (5.74)
Krogman (1970)	146	M	13	Cauc.						14.85 (5.85)
Krogman (1970)	82	M	14	Cauc.						14.90 (5.87)
Krogman (1970)	84	M	7	Neg.						14.00 (5.51)
Krogman (1970)	84	M	8	Neg.						14.12 (5.56)
Krogman (1970)	54	M	9	Neg.						14.21 (5.59)
Krogman (1970)	30	M	10	Neg.						14.24 (5.61)
Krogman (1970)	39	M	11	Neg.						14.25 (5.61)
Krogman (1970)	29	M	12	Neg.						14.40 (5.67)
Krogman (1970)	23	M	13	Neg.						14.55 (5.73)
Krogman (1970)	12	M	14	Neg.						14.78 (5.82)
Krogman (1970)	104	F	7	Cauc.						13.62 (5.36)
Krogman (1970)	153	F	8	Cauc.						13.73 (5.41)
Krogman (1970)	247	F	9	Cauc.						13.83 (5.44)
Krogman (1970)	283	F	10	Cauc.						13.90 (5.47)
Krogman (1970)	274	F	11	Cauc.						13.99 (5.51)
Krogman (1970)	263	F	12	Cauc.						14.15 (5.57)
Krogman (1970)	170	F	13	Cauc.						14.27 (5.62)
Krogman (1970)	76	F	14	Cauc.						14.36 (5.65)
Krogman (1970)	90	F	7	Neg.						13.67 (5.38)
Krogman (1970)	75	F	8	Neg.						13.85 (5.45)
Krogman (1970)	52	F	9	Neg.						13.85 (5.45)
Krogman (1970)	48	F	10	Neg.						14.01 (5.52)
Krogman (1970)	47	F	11	Neg.						14.13 (5.56)
Krogman (1970)	28	F	12	Neg.						14.13 (5.56)
Krogman (1970)	26	F	13	Neg.						14.43 (5.68)
Krogman (1970)	17	F	14	Neg.						14.41 (5.67)

Comments

* Weight measured with indoor clothing on, shoes off.

Additional measurements include: suprasternal height, symphyseal height, anterior trunk height, acromial height, radial height, stylium height, doctylion III height, total arm length, lower arm length, iliospinal height, tibial height, sphyrion fibulare height, leg length, thigh length, lower leg length, biacromial breadth, chest breadth, chest depth, bicristal breadth, bitrochanteric breadth, head length, plus numerous cephalic measurements.

II. AMERICAN LONGITUDINAL

					Weight	Stature	Sitting Height	Head Circumference	Chest Circumference
Author	N	Sex	Age	Race					
5) Bayley (1935)	24	M	1 mo.	Cauc.	4.37 (9.63)	55.45 (21.83)	36.00 (14.17)	38.56 (15.18)	36.49 (14.37)
Bayley (1935)	26	F	1 mo.	Cauc.	3.98 (8.77)	53.42 (21.03)	34.90 (13.74)	37.13 (14.62)	35.43 (13.95)
Bayley (1935)	31	M	2 mo.	Cauc.	5.28 (11.64)	58.86 (23.17)	38.64 (15.21)	40.11 (15.79)	38.95 (15.33)
Bayley (1935)	27	F	2 mo.	Cauc.	4.83 (10.65)	56.98 (22.43)	37.07 (14.59)	38.82 (15.28)	37.87 (14.90)
Bayley (1935)	31	M	3 mo.	Cauc.	6.05 (13.34)	61.73 (24.30)	40.32 (15.87)	41.54 (16.35)	40.44 (15.92)
Bayley (1935)	29	F	3 mo.	Cauc.	5.51 (12.15)	59.72 (23.51)	38.98 (15.34)	40.20 (15.83)	39.68 (15.62)
Bayley (1935)	30	M	4 mo.	Cauc.	6.73 (14.84)	64.11 (25.24)	41.82 (16.46)	42.74 (16.83)	41.89 (16.49)
Bayley (1935)	29	F	4 mo.	Cauc.	6.24 (13.76)	62.37 (24.56)	40.85 (16.08)	41.40 (16.30)	41.10 (16.18)
Bayley (1935)	30	M	5 mo.	Cauc.	7.49 (16.51)	66.53 (26.19)	43.36 (17.07)	43.93 (17.29)	43.44 (17.10)
Bayley (1935)	27	F	5 mo.	Cauc.	6.92 (15.26)	64.57 (25.42)	41.81 (16.46)	42.45 (16.71)	42.67 (16.80)
Bayley (1935)	30	M	6 mo.	Cauc.	8.12 (17.90)	68.48 (26.96)	44.59 (17.56)	44.93 (17.69)	44.10 (17.36)
Bayley (1935)	28	F	6 mo.	Cauc.	7.38 (16.27)	66.38 (26.13)	43.18 (17.00)	43.28 (17.04)	43.84 (17.26)
Bayley (1935)	27	M	7 mo.	Cauc.	8.76 (19.31)	69.85 (27.50)	45.36 (17.86)	45.65 (17.97)	46.08 (18.14)
Bayley (1935)	25	F	7 mo.	Cauc.	7.99 (17.61)	68.04 (26.78)	44.19 (17.40)	44.33 (17.45)	44.69 (17.59)
Bayley (1935)	25	M	8 mo.	Cauc.	9.30 (20.50)	71.82 (28.27)	46.52 (18.31)	46.46 (18.29)	46.74 (18.40)
Bayley (1935)	27	F	8 mo.	Cauc.	8.43 (18.58)	69.68 (27.47)	45.11 (17.76)	44.98 (17.70)	45.64 (17.97)
Bayley (1935)	27	M	9 mo.	Cauc.	9.75 (21.49)	72.89 (28.70)	47.36 (18.65)	47.04 (18.52)	47.34 (18.64)
Bayley (1935)	29	F	9 mo.	Cauc.	8.77 (19.33)	70.34 (27.69)	45.43 (17.86)	45.35 (17.85)	46.23 (18.20)
Bayley (1935)	28	M	10 mo.	Cauc.	10.28 (22.66)	74.28 (29.24)	47.90 (18.86)		47.86 (18.84)
Bayley (1935)	25	M	10 mo.	Cauc.				47.65 (18.76)	
Bayley (1935)	26	M	10 mo.	Cauc.					
Bayley (1935)	27	F	10 mo.	Cauc.		71.67 (28.21)	46.18 (18.18)		
Bayley (1935)	22	F	10 mo.	Cauc.				45.84 (18.05)	
Bayley (1935)	23	F	10 mo.	Cauc.					46.83 (18.44)
Bayley (1935)	28	F	10 mo.	Cauc.	9.17 (20.21)				
Bayley (1935)	27	M	11 mo.	Cauc.	10.63 (23.43)	75.57 (29.75)	48.84 (19.23)		
Bayley (1935)	25	M	11 mo.	Cauc.				47.93 (18.87)	
Bayley (1935)	24	M	11 mo.	Cauc.					48.31 (19.02)
Bayley (1935)	23	F	11 mo.	Cauc.		73.23 (28.83)	46.94 (18.48)		
Bayley (1935)	18	F	11 mo.	Cauc.				46.53 (18.32)	
Bayley (1935)	19	F	11 mo.	Cauc.					46.71 (18.39)
Bayley (1935)	24	F	11 mo.	Cauc.	9.53 (21.01)				
Bayley (1935)	28	M	12 mo.	Cauc.	10.96 (24.16)	76.89 (30.27)	49.16 (19.35)	48.50 (19.09)	48.66 (19.16)
Bayley (1935)	28	F	12 mo.	Cauc.	9.80 (21.61)	74.49 (29.33)	47.66 (18.76)		
Bayley (1935)	27	F	12 mo.	Cauc.				46.75 (18.41)	
Bayley (1935)	26	F	12 mo.	Cauc.					46.68 (18.38)
Bayley (1935)	27	M	15 mo.	Cauc.	11.77 (25.95)	80.55 (31.71)	51.23 (20.17)	49.31 (19.41)	49.85 (19.63)
Bayley (1935)	25	F	15 mo.	Cauc.		77.66 (30.57)	49.00 (19.29)	47.52 (18.71)	48.06 (18.92)
Bayley (1935)	27	F	15 mo.	Cauc.	10.39 (22.91)				
Bayley (1935)	23	M	1 1/2	Cauc.		83.18 (32.75)			
Bayley (1935)	22	M	1 1/2	Cauc.			52.09 (20.51)	49.82 (19.61)	50.60 (19.92)
Bayley (1935)	26	M	1 1/2	Cauc.	12.38 (27.29)				
Bayley (1935)	22	F	1 1/2	Cauc.					48.80 (19.21)
Bayley (1935)	23	F	1 1/2	Cauc.				47.98 (18.89)	
Bayley (1935)	24	F	1 1/2	Cauc.		80.89 (31.85)	49.90 (19.65)		
Bayley (1935)	25	F	1 1/2	Cauc.	11.14 (24.56)				
Bayley (1935)	24	M	2	Cauc.		88.44 (34.82)	53.50 (21.06)	50.73 (19.97)	
Bayley (1935)	23	M	2	Cauc.					51.31 (20.20)
Bayley (1935)	25	M	2	Cauc.	13.53 (29.83)				
Bayley (1935)	19	F	2	Cauc.		86.08 (33.89)	51.18 (20.15)		
Bayley (1935)	18	F	2	Cauc.				49.03 (19.30)	49.41 (19.45)
Bayley (1935)	22	F	2	Cauc.	12.22 (26.94)				
Bayley (1935)	25	M	2 1/2	Cauc.	14.75 (32.52)	93.05 (36.63)	54.19 (21.33)	51.02 (20.09)	51.32 (20.20)
Bayley (1935)	21	F	2 1/2	Cauc.	13.55 (29.87)	90.71 (35.71)	52.66 (20.73)	49.26 (19.39)	49.53 (19.50)

II. AMERICAN LONGITUDINAL

Author	N	Sex	Age	Race	Weight	Stature	Head Circumference	Chest Circumference	Comments
6) Scott (1962)	47	M	1 mo.	Neg.	4.04 (8.89)				Measurements taken by three pediatricians. Chest circumference measured at mid-respiration.
Scott (1962)	47	M	2 mo.	Neg.	4.90 (10.80)				
Scott (1962)	47	M	3 mo.	Neg.	5.74 (12.64)				
Scott (1962)	47	M	4 mo.	Neg.	6.45 (14.20)				
Scott (1962)	47	M	5 mo.	Neg.	7.06 (15.56)				
Scott (1962)	47	M	6 mo.	Neg.	7.61 (16.77)				
Scott (1962)	47	M	7 mo.	Neg.	8.12 (17.89)				
Scott (1962)	47	M	8 mo.	Neg.	8.56 (18.86)				
Scott (1962)	47	M	9 mo.	Neg.	8.99 (19.80)				
Scott (1962)	47	M	10 mo.	Neg.	9.38 (20.67)				
Scott (1962)	47	M	11 mo.	Neg.	9.76 (21.49)				
Scott (1962)	47	M	12 mo.	Neg.	10.09 (22.23)				
Scott (1962)	47	M	13 mo.	Neg.	10.40 (22.91)				
Scott (1962)	64	F	1 mo.	Neg.	3.98 (8.76)				
Scott (1962)	64	F	2 mo.	Neg.	4.70 (10.36)				
Scott (1962)	64	F	3 mo.	Neg.	5.41 (11.92)				
Scott (1962)	64	F	4 mo.	Neg.	6.08 (13.38)				
Scott (1962)	64	F	5 mo.	Neg.	6.67 (14.70)				
Scott (1962)	64	F	6 mo.	Neg.	7.24 (15.95)				
Scott (1962)	64	F	7 mo.	Neg.	7.73 (17.02)				
Scott (1962)	64	F	8 mo.	Neg.	8.16 (17.97)				
Scott (1962)	64	F	9 mo.	Neg.	8.57 (18.87)				
Scott (1962)	64	F	10 mo.	Neg.	8.95 (19.71)				
Scott (1962)	64	F	11 mo.	Neg.	9.29 (20.46)				
Scott (1962)	64	F	12 mo.	Neg.	9.62 (21.18)				
Scott (1962)	64	F	13 mo.	Neg.	9.93 (21.87)				
Scott (1962)	41	M	1 mo.	Neg.				53.10 (20.92)	
Scott (1962)	41	M	2 mo.	Neg.				56.31 (22.19)	

II. AMERICAN LONGITUDINAL

Author	N	Sex	Age	Race	Weight	Stature	Head Circumference	Chest Circumference	Comments
6) Scott (1962)	41	M	3 mo.	Neg.		59.49 (23.44)			
Scott (1962)	41	M	4 mo.	Neg.		62.33 (24.56)			
Scott (1962)	41	M	5 mo.	Neg.		64.67 (25.48)			
Scott (1962)	41	M	6 mo.	Neg.		66.69 (26.28)			
Scott (1962)	41	M	7 mo.	Neg.		68.38 (26.94)			
Scott (1962)	41	M	8 mo.	Neg.		69.82 (27.51)			
Scott (1962)	41	M	9 mo.	Neg.		71.22 (28.06)			
Scott (1962)	41	M	10 mo.	Neg.		72.51 (28.57)			
Scott (1962)	41	M	11 mo.	Neg.		73.74 (29.05)			
Scott (1962)	41	M	12 mo.	Neg.		74.90 (29.51)			
Scott (1962)	41	M	13 mo.	Neg.		76.10 (29.96)			
Scott (1962)	57	F	1 mo.	Neg.		52.90 (20.84)			
Scott (1962)	57	F	2 mo.	Neg.		55.90 (22.03)			
Scott (1962)	57	F	3 mo.	Neg.		58.70 (23.13)			
Scott (1962)	57	F	4 mo.	Neg.		61.24 (24.13)			
Scott (1962)	57	F	5 mo.	Neg.		63.40 (24.98)			
Scott (1962)	57	F	6 mo.	Neg.		65.36 (25.75)			
Scott (1962)	57	F	7 mo.	Neg.		67.01 (26.40)			
Scott (1962)	57	F	8 mo.	Neg.		68.55 (27.01)			
Scott (1962)	57	F	9 mo.	Neg.		69.95 (27.56)			
Scott (1962)	57	F	10 mo.	Neg.		71.33 (28.10)			
Scott (1962)	57	F	11 mo.	Neg.		72.61 (28.61)			
Scott (1962)	57	F	12 mo.	Neg.		73.90 (29.08)			
Scott (1962)	57	F	13 mo.	Neg.		74.96 (29.51)			
Scott (1962)	38	M	1 mo.	Neg.			36.36 (14.33)		
Scott (1962)	38	M	2 mo.	Neg.			38.05 (14.99)		
Scott (1962)	38	M	3 mo.	Neg.			39.41 (15.53)		
Scott (1962)	38	M	4 mo.	Neg.			40.64 (16.01)		

II. AMERICAN LONGITUDINAL

Author	N	Sex	Age	Race	Weight	Stature	Head Circumference	Chest Circumference	Comments
6) Scott (1962)	38	M	5 mo.	Neg.			41.73 (16.44)		
Scott (1962)	38	M	6 mo.	Neg.			42.62 (16.79)		
Scott (1962)	38	M	7 mo.	Neg.			43.42 (17.11)		
Scott (1962)	38	M	8 mo.	Neg.			44.12 (17.38)		
Scott (1962)	38	M	9 mo.	Neg.			44.72 (17.62)		
Scott (1962)	38	M	10 mo.	Neg.			45.27 (17.84)		
Scott (1962)	38	M	11 mo.	Neg.			45.76 (18.03)		
Scott (1962)	38	M	12 mo.	Neg.			46.25 (18.22)		
Scott (1962)	38	M	13 mo.	Neg.			46.69 (18.40)		
Scott (1962)	51	F	1 mo.	Neg.			35.92 (14.15)		
Scott (1962)	51	F	2 mo.	Neg.			37.47 (14.76)		
Scott (1962)	51	F	3 mo.	Neg.			38.90 (15.33)		
Scott (1962)	51	F	4 mo.	Neg.			40.10 (15.80)		
Scott (1962)	51	F	5 mo.	Neg.			41.13 (16.21)		
Scott (1962)	51	F	6 mo.	Neg.			42.04 (16.56)		
Scott (1962)	51	F	7 mo.	Neg.			42.81 (16.87)		
Scott (1962)	51	F	8 mo.	Neg.			43.51 (17.14)		
Scott (1962)	51	F	9 mo.	Neg.			44.06 (17.36)		
Scott (1962)	51	F	10 mo.	Neg.			44.56 (17.56)		
Scott (1962)	51	F	11 mo.	Neg.			45.01 (17.73)		
Scott (1962)	51	F	12 mo.	Neg.			45.43 (17.90)		
Scott (1962)	51	F	13 mo.	Neg.			45.81 (18.05)		
Scott (1962)	25	M	1 mo.	Neg.				34.48 (13.59)	
Scott (1962)	25	M	2 mo.	Neg.				36.40 (14.34)	
Scott (1962)	25	M	3 mo.	Neg.				38.21 (15.06)	
Scott (1962)	25	M	4 mo.	Neg.				39.69 (15.64)	
Scott (1962)	25	M	5 mo.	Neg.				40.88 (16.11)	
Scott (1962)	25	M	6 mo.	Neg.				41.90 (16.51)	

II. AMERICAN LONGITUDINAL

Author	N	Sex	Age	Race	Weight	Stature	Head Circumference	Circumference	Comments
6) Scott (1962)	25	M	7 mo.	Neg.				42.78 (16.86)	
Scott (1962)	25	M	8 mo.	Neg.				43.52 (17.15)	
Scott (1962)	25	M	9 mo.	Neg.				44.17 (17.40)	
Scott (1962)	25	M	10 mo.	Neg.				44.76 (17.64)	
Scott (1962)	25	M	11 mo.	Neg.				45.32 (17.86)	
Scott (1962)	25	M	12 mo.	Neg.				45.89 (18.08)	
Scott (1962)	25	M	13 mo.	Neg.				46.40 (18.28)	
Scott (1962)	30	F	1 mo.	Neg.				34.35 (13.53)	
Scott (1962)	30	F	2 mo.	Neg.				36.06 (14.21)	
Scott (1962)	30	F	3 mo.	Neg.				37.79 (14.89)	
Scott (1962)	30	F	4 mo.	Neg.				39.17 (15.43)	
Scott (1962)	30	F	5 mo.	Neg.				40.41 (15.92)	
Scott (1962)	30	F	6 mo.	Neg.				41.48 (16.34)	
Scott (1962)	30	F	7 mo.	Neg.				42.26 (16.65)	
Scott (1962)	30	F	8 mo.	Neg.				42.88 (16.90)	
Scott (1962)	30	F	9 mo.	Neg.				43.45 (17.12)	
Scott (1962)	30	F	10 mo.	Neg.				44.01 (17.34)	
Scott (1962)	30	F	11 mo.	Neg.				44.50 (17.53)	
Scott (1962)	30	F	12 mo.	Neg.				44.98 (17.72)	
Scott (1962)	30	F	13 mo.	Neg.				45.45 (17.91)	

II. AMERICAN LONGITUDINAL

Author	N	Sex	Age	Race	Weight	Stature (Recumbent)	Stature (Standing)	Sitting Height (Recumbent)	Sitting Height (Erect)	Head Circumference	Chest Circumference
7) Vickers (1943)	125	M	3 mo.	Cauc.	5.8 (12.81)					40.8 (16.06)	
Vickers (1943)	121	M	3 mo.	Cauc.		60.4 (23.77)					
Vickers (1943)	94	M	3 mo.	Cauc.			41.0 (16.14)				
Vickers (1943)	115	M	3 mo.	Cauc.							40.6 (15.98)
Vickers (1943)	129	F	3 mo.	Cauc.	5.6 (12.38)						
Vickers (1943)	122	F	3 mo.	Cauc.		59.4 (23.39)					
Vickers (1943)	92	F	3 mo.	Cauc.			40.5 (15.94)				
Vickers (1943)	121	F	3 mo.	Cauc.						40.0 (15.75)	
Vickers (1943)	120	F	3 mo.	Cauc.							39.8 (15.67)
Vickers (1943)	118	M	6 mo.	Cauc.	7.8 (17.19)						
Vickers (1943)	110	M	6 mo.	Cauc.		67.0 (26.38)					
Vickers (1943)	93	M	6 mo.	Cauc.			45.1 (17.76)				
Vickers (1943)	117	M	6 mo.	Cauc.						44.0 (17.32)	
Vickers (1943)	113	M	6 mo.	Cauc.							44.0 (17.32)
Vickers (1943)	134	F	6 mo.	Cauc.	7.9 (17.31)						
Vickers (1943)	131	F	6 mo.	Cauc.		65.7 (25.87)				42.9 (16.89)	
Vickers (1943)	108	F	6 mo.	Cauc.				44.2 (17.40)			
Vickers (1943)	130	F	6 mo.	Cauc.							43.2 (17.01)
Vickers (1943)	119	M	9 mo.	Cauc.	9.3 (20.38)						
Vickers (1943)	115	M	9 mo.	Cauc.		71.5 (28.15)				45.8 (18.03)	
Vickers (1943)	100	M	9 mo.	Cauc.				47.4 (18.66)			
Vickers (1943)	114	M	9 mo.	Cauc.							46.5 (18.31)
Vickers (1943)	122	F	9 mo.	Cauc.	8.9 (19.56)						
Vickers (1943)	117	F	9 mo.	Cauc.		70.1 (27.60)					
Vickers (1943)	97	F	9 mo.	Cauc.				46.6 (18.35)			
Vickers (1943)	121	F	9 mo.	Cauc.						44.7 (17.60)	
Vickers (1943)	120	F	9 mo.	Cauc.							45.6 (17.95)
Vickers (1943)	117	M	1 yr.	Cauc.	10.0 (22.63)						

213

Comments

Data was obtained from studies conducted by the Rockefeller Foundation. Additional measurements include: pelvic breadth (recumbent and erect), and chest breadth.

Standing height given from 2 years old; recumbent body length given for full range of subjects. Erect sitting height given from 5 years old; crown-rump length (recumbent sitting position) given through 6 years. Note overlap of subjects.

II. AMERICAN LONGITUDINAL

Author	N	Sex	Age	Race	Weight	Stature (Recumbent)	Stature (Standing)	Sitting Height (Recumbent)	Sitting Height (Erect)	Head Circumference	Chest Circumference
7) Vickers (1943)	113	M	1 yr.	Cauc.		75.5 (29.72)		49.3 (19.41)			
Vickers (1943)	102	M	1 yr.	Cauc.						47.1 (18.54)	47.9 (18.86)
Vickers (1943)	103	M	1 yr.	Cauc.							
Vickers (1943)	109	M	1 yr.	Cauc.							
Vickers (1943)	127	F	1 yr.	Cauc.	9.9 (21.81)						
Vickers (1943)	121	F	1 yr.	Cauc.		74.3 (29.25)				45.9 (18.07)	48.9 (19.25)
Vickers (1943)	105	F	1 yr.	Cauc.							
Vickers (1943)	116	F	1 yr.	Cauc.				48.4 (19.06)			
Vickers (1943)	111	M	1 1/2 yr.	Cauc.	11.7 (25.75)						
Vickers (1943)	108	M	"	Cauc.						48.8 (19.21)	49.9 (19.65)
Vickers (1943)	104	M	"	Cauc.							
Vickers (1943)	105	M	"	Cauc.			82.4 (32.44)	52.6 (20.71)			
Vickers (1943)	114	F	"	Cauc.	11.3 (24.75)						
Vickers (1943)	107	F	"	Cauc.						47.4 (18.66)	48.9 (19.25)
Vickers (1943)	105	F	"	Cauc.							
Vickers (1943)	109	F	"	Cauc.							
Vickers (1943)	101	F	"	Cauc.			81.4 (32.05)	51.2 (20.16)			
Vickers (1943)	105	M	2 yr.	Cauc.	12.7 (28.06)						
Vickers (1943)	101	M	2 yr.	Cauc.							
Vickers (1943)	46	M	2 yr.	Cauc.		88.1 (34.68)					
Vickers (1943)	99	M	2 yr.	Cauc.			86.8 (34.17)	54.7 (21.54)			51.0 (20.08)
Vickers (1943)	102	M	2 yr.	Cauc.						49.6 (19.53)	50.3 (19.80)
Vickers (1943)	106	F	2 yr.	Cauc.	12.4 (27.31)						
Vickers (1943)	49	F	2 yr.	Cauc.							
Vickers (1943)	98	F	2 yr.	Cauc.		86.8 (34.17)					
Vickers (1943)	104	F	2 yr.	Cauc.				53.7 (21.14)			
Vickers (1943)	107	M	2 1/2 yr.	Cauc.	13.8 (30.31)					48.2 (18.98)	
Vickers (1943)	105	M	"	Cauc.		92.6 (36.46)					

II. AMERICAN LONGITUDINAL

	Author	N	Sex	Age	Race	Weight	Stature (Recumbent)	Stature (Standing)	Sitting Height (Recumbent)	Sitting Height (Erect)	Head Circumference	Chest Circumference
7)	Vickers (1943)	5R	M	2 1/2 yr.	Cauc.			91.4 (35.98)				
	Vickers (1943)	94	M	"	Cauc.				56.4 (22.20)			51.9 (20.43)
	Vickers (1943)	97	M	"	Cauc.						50.1 (19.72)	
	Vickers (1943)	103	F	"	Cauc.	13.6 (30.0)						
	Vickers (1943)	100	F	"	Cauc.		91.8 (36.14)					
	Vickers (1943)	61	F	"	Cauc.			90.8 (35.75)				
	Vickers (1943)	92	F	"	Cauc.				55.7 (21.93)			
	Vickers (1943)	96	F	"	Cauc.						49.0 (19.29)	
	Vickers (1943)	95	F	"	Cauc.							51.5 (20.28)
	Vickers (1943)	101	M	3 yr.	Cauc.	14.7 (32.38)						
	Vickers (1943)	99	M	3 yr.	Cauc.		96.3 (37.91)					52.7 (20.75)
	Vickers (1943)	77	M	3 yr.	Cauc.			94.8 (37.32)				
	Vickers (1943)	96	M	3 yr.	Cauc.				57.8 (22.76)			
	Vickers (1943)	93	M	3 yr.	Cauc.						50.4 (19.84)	
215	Vickers (1943)	103	F	3 yr.	Cauc.	14.5 (32.06)						52.1 (20.51)
	Vickers (1943)	100	F	3 yr.	Cauc.		95.8 (37.72)					
	Vickers (1943)	79	F	3 yr.	Cauc.			94.6 (37.24)				
	Vickers (1943)	98	F	3 yr.	Cauc.				57.2 (22.52)			
	Vickers (1943)	96	F	3 yr.	Cauc.						49.3 (19.41)	
	Vickers (1943)	96	M	3 1/2 yr.	Cauc.	15.6 (34.38)						
	Vickers (1943)	95	M	"	Cauc.		100.1 (39.41)					
	Vickers (1943)	90	M	"	Cauc.			98.5 (38.78)				
	Vickers (1943)	89	M	"	Cauc.				59.4 (23.39)			53.4 (21.02)
	Vickers (1943)	86	M	"	Cauc.						50.7 (19.96)	
	Vickers (1943)	100	F	"	Cauc.	15.7 (34.50)	99.7 (39.25)					
	Vickers (1943)	85	F	"	Cauc.			98.4 (38.74)				
	Vickers (1943)	91	F	"	Cauc.				58.7 (23.11)			52.8 (20.71)
	Vickers (1943)	89	F	"	Cauc.						49.6 (19.53)	

II. AMERICAN LONGITUDINAL

	Author	N	Sex	Age	Race	Weight	Stature (Recumbent)	Stature (Standing)	Sitting Height (Recumbent)	Sitting Height (Erect)	Head Circumference	Chest Circumference
7)	Vickers (1943)	88	M	4 yr.	Cauc.	16.6 (36.63)						
	Vickers (1943)	84	M	4 yr.	Cauc.		104.0 (40.94)					
	Vickers (1943)	85	M	4 yr.	Cauc.			102.5 (40.35)				
	Vickers (1943)	76	M	4 yr.	Cauc.				61.0 (24.01)			
	Vickers (1943)	86	M	4 yr.	Cauc.						51.0 (20.08)	
	Vickers (1943)	87	M	4 yr.	Cauc.							54.0 (21.26)
	Vickers (1943)	93	F	4 yr.	Cauc.	16.7 (36.81)						
	Vickers (1943)	87	F	4 yr.	Cauc.		103.2 (40.63)					
	Vickers (1943)	90	F	4 yr.	Cauc.			101.0 (39.76)				
	Vickers (1943)	80	F	4 yr.	Cauc.				60.1 (23.66)			
	Vickers (1943)	85	F	4 yr.	Cauc.						49.9 (19.65)	
	Vickers (1943)	86	F	4 yr.	Cauc.							53.5 (21.06)
	Vickers (1943)	89	M	4 1/2 yr.	Cauc.	17.4 (38.44)	107.00 (42.13)					
	Vickers (1943)	92	M	"	Cauc.			105.8 (41.65)				
	Vickers (1943)	84	M	"	Cauc.				61.9 (24.37)		51.2 (20.16)	
	Vickers (1943)	85	M	"	Cauc.							54.5 (21.46)
	Vickers (1943)	91	F	"	Cauc.	17.8 (39.13)		104.6 (41.18)				
	Vickers (1943)	83	F	"	Cauc.		106.8 (42.05)					
	Vickers (1943)	78	F	"	Cauc.				61.3 (24.13)			53.9 (21.22)
	Vickers (1943)	76	F	"	Cauc.						50.2 (19.76)	
	Vickers (1943)	88	M	5 yr.	Cauc.	18.6 (40.88)						55.4 (21.81)
	Vickers (1943)	83	M	5 yr.	Cauc.		110.2 (43.38)					
	Vickers (1943)	87	M	5 yr.	Cauc.			108.9 (42.87)				
	Vickers (1943)	81	M	5 yr.	Cauc.				63.0 (24.80)			
	Vickers (1943)	86	M	5 yr.	Cauc.					61.0 (24.02)		
	Vickers (1943)	74	M	5 yr.	Cauc.						51.3 (20.20)	
	Vickers (1943)	88	F	5 yr.	Cauc.	18.8 (41.31)		108.0 (42.52)				
	Vickers (1943)	82	F	5 yr.	Cauc.		110.2 (43.39)					

II. AMERICAN LONGITUDINAL

	Author	N	Sex	Age	Race	Weight	Stature (Recumbent)	Stature (Standing)	Sitting Height (Recumbent)	Sitting Height (Erect)	Head Circumference	Chest Circumference
7)	Vickers (1943)	74	F	5 yr.	Cauc.				62.6 (24.65)			
	Vickers (1943)	86	F	5 yr.	Cauc.					60.4 (23.78)		
	Vickers (1943)	70	F	5 yr.	Cauc.						50.3 (19.80)	
	Vickers (1943)	87	F	5 yr.	Cauc.							54.6 (21.50)
	Vickers (1943)	80	M	5 1/2 yr.	Cauc.	19.7 (43.44)		112.4 (44.25)				
	Vickers (1943)	78	M	"	Cauc.		113.6 (44.72)					
	Vickers (1943)	67	M	"	Cauc.				64.5 (25.39)			
	Vickers (1943)	35	M	"	Cauc.						51.3 (20.20)	
	Vickers (1943)	66	M	"	Cauc.							56.0 (22.05)
	Vickers (1943)	81	F	"	Cauc.	19.7 (43.38)						
	Vickers (1943)	79	F	"	Cauc.		113.4 (44.65)					
	Vickers (1943)	78	F	"	Cauc.			111.5 (43.90)				
	Vickers (1943)	62	F	"	Cauc.				64.1 (25.23)			
	Vickers (1943)	40	F	"	Cauc.						50.6 (19.92)	
217	Vickers (1943)	63	F	"	Cauc.							55.1 (21.69)
	Vickers (1943)	77	M	6 yr.	Cauc.	20.6 (45.44)						
	Vickers (1943)	70	M	6 yr.	Cauc.		116.7 (45.94)					
	Vickers (1943)	76	M	6 yr.	Cauc.			115.6 (45.61)				
	Vickers (1943)	63	M	6 yr.	Cauc.				65.6 (25.83)			
	Vickers (1943)	74	M	6 yr.	Cauc.					63.8 (25.12)		
	Vickers (1943)	75	M	6 yr.	Cauc.						51.9 (20.43)	56.5 (22.24) 56.0 (22.05)
	Vickers (1943)	68	F	6 yr.	Cauc.	20.5 (45.13)	116.0 (45.67)	113.9 (44.85)				
	Vickers (1943)	54	F	6 yr.	Cauc.				64.6 (25.43)			
	Vickers (1943)	66	F	6 yr.	Cauc.					62.6 (24.65)		
	Vickers (1943)	69	F	6 yr.	Cauc.						50.8 (19.69)	
	Vickers (1943)	69	M	6 1/2 yr.	Cauc.	21.7 (47.69)						
	Vickers (1943)	68	M	"	Cauc.		119.9 (47.20)	118.7 (46.73)				
	Vickers (1943)	65	F	"	Cauc.	21.6 (47.50)	119.2 (46.93)					

II. AMERICAN LONGITUDINAL

Author	N	Sex	Age	Race	Weight	Stature (Recumbent)	Stature (Standing)	Sitting Height (Recumbent)	Sitting Height (Erect)	Head Circumference	Chest Circumference
7) Vickers (1943)	64	F	6 1/2 yr.	Cauc.			116.8 (45.98)				
Vickers (1943)	63	M	7 yr.	Cauc.	23.3 (51.25)	122.6 (48.27)	121.5 (47.83)		66.2 (26.02)		58.3 (22.95)
Vickers (1943)	62	M	7 yr.	Cauc.							
Vickers (1943)	62	F	7 yr.	Cauc.	22.8 (50.25)		119.5 (47.05)		65.1 (25.63)		57.7 (22.72)
Vickers (1943)	61	F	7 yr.	Cauc.							
Vickers (1943)	57	M	7 1/2 yr.	Cauc.	23.9 (52.57)	121.5 (47.83)	125.4 (49.37)				
Vickers (1943)	56	M	"	Cauc.			124.1 (48.86)				
Vickers (1943)	52	F	"	Cauc.	24.0 (52.75)						
Vickers (1943)	48	F	"	Cauc.							
Vickers (1943)	56	M	8 yr.	Cauc.	25.3 (55.81)	125.2 (49.29)	127.4 (50.16)		68.2 (26.85)	52.7 (20.75)	59.9 (23.58)
Vickers (1943)	55	M	8 yr.	Cauc.							
Vickers (1943)	47	F	8 yr.	Cauc.	25.4 (55.88)	127.2 (50.07)	124.9 (49.17)		67.2 (26.46)	51.8 (20.39)	59.1 (23.27)
Vickers (1943)	46	F	8 yr.	Cauc.							
Vickers (1943)	40	M	8 1/2 yr.	Cauc.	26.3 (57.75)						
Vickers (1943)	37	M	"	Cauc.							
Vickers (1943)	37	F	"	Cauc.	26.9 (59.19)	130.7 (51.46)	129.0 (50.79)				
Vickers (1943)	40	M	9 yr.	Cauc.	27.7 (61.00)	129.0 (50.79)	131.9 (51.93)				
Vickers (1943)	39	M	9 yr.	Cauc.					70.00 (27.56)		61.7 (24.29)
Vickers (1943)	34	F	9 yr.	Cauc.	27.7 (61.06)	132.1 (52.01)	130.9 (51.53)				61.5 (24.21)
Vickers (1943)	33	F	9 yr.	Cauc.					69.3 (27.23)		
Vickers (1943)	31	M	9 1/2 yr.	Cauc.	30.3 (66.69)	136.1 (53.58)	134.7 (53.03)				
Vickers (1943)	27	F	"	Cauc.	28.6 (62.94)	133.3 (52.48)	132.3 (52.09)				
Vickers (1943)	26	M	10 yr.	Cauc.	31.0 (68.25)	138.5 (54.53)	137.0 (53.94)			53.1 (20.91)	
Vickers (1943)	27	M	10 yr.	Cauc.					72.0 (28.35)		64.2 (25.28)
Vickers (1943)	24	F	10 yr.	Cauc.	32.0 (70.35)	137.7 (54.21)	136.5 (53.74)				64.4 (25.35)
Vickers (1943)	23	F	10 yr.	Cauc.					71.2 (28.03)	53.0 (20.87)	

II. AMERICAN LONGITUDINAL

	Author	N	Sex	Age	Race	Weight	Stature	Sitting Height	Calf Circumference	Comments
8)	Tuddenham (1953)	66	M	2	Cauc.	13.63 (30.05)	88.34 (34.78)			Group of 66 boys, 70 girls used through whole study. Measurements taken during physical examinations. Additional measurements include: biacromial diameter and bi-iliac diameter.
	Tuddenham (1953)	70	F	2	Cauc.	12.79 (28.20)	87.26 (34.35)			
	Tuddenham (1953)	66	M	3	Cauc.	15.69 (34.59)	96.71 (38.07)			
	Tuddenham (1953)	70	F	3	Cauc.	14.98 (33.02)	95.45 (37.58)			
	Tuddenham (1953)	66	M	4	Cauc.	17.80 (39.24)	104.27 (41.05)			
	Tuddenham (1953)	70	F	4	Cauc.	17.34 (38.23)	102.99 (40.55)			
	Tuddenham (1953)	66	M	5	Cauc.	20.09 (44.29)	111.13 (43.75)			
	Tuddenham (1953)	70	F	5	Cauc.	19.58 (43.17)	110.26 (43.41)			
	Tuddenham (1953)	66	M	6	Cauc.	22.15 (48.83)	117.47 (46.25)			
	Tuddenham (1953)	70	F	6	Cauc.	22.08 (48.68)	117.25 (46.16)			
	Tuddenham (1953)	66	M	7	Cauc.	24.71 (54.48)	124.01 (48.82)			
	Tuddenham (1953)	70	F	7	Cauc.	24.83 (54.74)	123.41 (48.59)			
	Tuddenham (1953)	66	M	8	Cauc.	28.03 (61.79)	130.06 (51.20)			
	Tuddenham (1953)	70	F	8	Cauc.	28.01 (61.75)	129.16 (50.85)			
	Tuddenham (1953)	66	M	9	Cauc.	31.69 (69.86)	135.95 (53.52)	71.93 (28.32)	27.48 (10.82)	
	Tuddenham (1953)	70	F	9	Cauc.	31.64 (69.75)	135.15 (53.21)	71.06 (27.98)	27.84 (10.96)	
	Tuddenham (1953)	66	M	10	Cauc.	35.06 (77.29)	141.31 (55.63)	73.85 (29.07)	28.56 (11.24)	
	Tuddenham (1953)	70	F	10	Cauc.	35.92 (79.19)	140.95 (55.49)	73.19 (28.81)	28.93 (11.39)	
	Tuddenham (1953)	66	M	11	Cauc.	38.86 (85.67)	146.54 (57.69)	75.66 (29.79)	29.58 (11.64)	
	Tuddenham (1953)	70	F	11	Cauc.	40.74 (89.81)	147.59 (58.11)	75.78 (29.83)	30.02 (11.82)	
Tuddenham (1953)	66	M	12	Cauc.	43.34 (95.55)	152.21 (59.93)	77.77 (30.62)	30.97 (12.19)		
Tuddenham (1953)	70	F	12	Cauc.	46.14 (101.72)	154.46 (60.81)	79.23 (31.19)	31.30 (12.32)		
Tuddenham (1953)	66	M	13	Cauc.	48.86 (107.72)	158.83 (62.53)	80.78 (31.80)	32.50 (12.79)		
Tuddenham (1953)	70	F	13	Cauc.	51.35 (113.21)	159.78 (62.91)	82.45 (32.46)	32.48 (12.78)		
Tuddenham (1953)	66	M	14	Cauc.	54.81 (120.83)	165.80 (65.28)	84.38 (33.22)	33.88 (13.34)		
Tuddenham (1953)	70	F	14	Cauc.	54.89 (121.01)	163.09 (64.21)	84.88 (33.42)	33.47 (13.18)		

II. AMERICAN LONGITUDINAL

	Author	N	Sex	Age	Race	Weight	Stature	Comments
9)	Peatman (1938)	150	M	1 mo.	Cauc.	4.22 (9.30)	54.86 (21.60)	Measurement data was obtained from 1112 subject's medical records (from authors' pediatric practices).
	Peatman (1938)	172	M	2 mo.	Cauc.	5.17 (11.40)	51.76 (22.90)	
	Peatman (1938)	183	M	3 mo.	Cauc.	6.08 (13.40)	61.47 (24.20)	
	Peatman (1938)	170	M	4 mo.	Cauc.	6.99 (15.40)	64.52 (25.40)	
	Peatman (1938)	160	M	5 mo.	Cauc.	7.62 (16.80)	66.55 (26.20)	
	Peatman (1938)	156	M	6 mo.	Cauc.	8.16 (18.00)	68.58 (27.00)	
	Peatman (1938)	141	M	7 mo.	Cauc.	8.62 (19.00)	70.10 (27.60)	
	Peatman (1938)	130	M	8 mo.	Cauc.	9.07 (20.00)	71.12 (28.00)	
	Peatman (1938)	122	M	9 mo.	Cauc.	9.48 (20.90)	73.15 (28.80)	
	Peatman (1938)	121	M	10 mo.	Cauc.	9.66 (21.30)	73.66 (29.00)	
	Peatman (1938)	115	M	11 mo.	Cauc.	9.98 (22.00)	74.93 (29.50)	
	Peatman (1938)	144	M	12 mo.	Cauc.	10.43 (23.00)	76.71 (30.20)	
	Peatman (1938)	141	M	15 mo.	Cauc.	11.25 (24.80)	79.50 (31.30)	
	Peatman (1938)	108	M	1 1/2 yr.	Cauc.	11.84 (26.10)	82.04 (32.30)	
	Peatman (1938)	87	M	1 3/4 yr.	Cauc.	12.47 (27.50)	85.34 (33.60)	
	Peatman (1938)	101	M	2 yr.	Cauc.	13.20 (29.10)	88.14 (34.70)	
	Peatman (1938)	101	M	2 1/2 yr.	Cauc.	13.97 (30.80)	92.47 (36.40)	
	Peatman (1938)	93	M	2 3/4 yr.	Cauc.	15.33 (33.80)	97.28 (38.30)	
	Peatman (1938)	65	M	3 yr.	Cauc.	16.28 (35.90)	100.33 (39.50)	
	Peatman (1938)	63	M	3 1/2 yr.	Cauc.	17.28 (38.10)	104.39 (41.10)	
	Peatman (1938)	43	M	3 3/4 yr.	Cauc.	18.60 (41.00)	108.46 (42.70)	
	Peatman (1938)	67	M	4 yr.	Cauc.	18.78 (41.40)	110.49 (43.50)	
	Peatman (1938)	129	F	1 mo.	Cauc.	4.04 (8.90)	54.10 (21.30)	
	Peatman (1938)	165	F	2 mo.	Cauc.	4.90 (10.80)	56.90 (22.40)	
	Peatman (1938)	160	F	3 mo.	Cauc.	5.67 (12.50)	60.20 (23.70)	
	Peatman (1938)	162	F	4 mo.	Cauc.	6.58 (14.50)	63.25 (24.90)	
	Peatman (1938)	159	F	5 mo.	Cauc.	7.12 (15.70)	64.77 (25.50)	
	Peatman (1938)	147	F	6 mo.	Cauc.	7.57 (16.70)	66.29 (26.10)	

II. AMERICAN LONGITUDINAL

	<u>Author</u>	<u>N</u>	<u>Sex</u>	<u>Age</u>	<u>Race</u>	<u>Weight</u>	<u>Stature</u>	<u>Comments</u>
9)	Peatman (1938)	137	F	7 mo.	Cauc.	8.03 (17.70)	68.07 (26.80)	
	Peatman (1938)	132	F	8 mo.	Cauc.	8.53 (18.80)	69.60 (27.40)	
	Peatman (1938)	116	F	9 mo.	Cauc.	8.93 (19.70)	71.12 (28.00)	
	Peatman (1938)	109	F	10 mo.	Cauc.	9.34 (20.60)	72.14 (28.40)	
	Peatman (1938)	96	F	11 mo.	Cauc.	9.53 (21.00)	73.41 (28.90)	
	Peatman (1938)	152	F	12 mo.	Cauc.	9.89 (21.80)	74.42 (29.30)	
	Peatman (1938)	117	F	15 mo.	Cauc.	10.61 (23.40)	77.72 (30.60)	
	Peatman (1938)	106	F	1 1/2 yr.	Cauc.	11.16 (24.60)	81.03 (31.90)	
	Peatman (1938)	85	F	1 3/4 yr.	Cauc.	11.70 (25.80)	83.57 (32.90)	
	Peatman (1938)	108	F	2 yr.	Cauc.	12.43 (27.40)	86.61 (34.10)	
	Peatman (1938)	100	F	2 1/2 yr.	Cauc.	13.34 (29.40)	90.93 (35.80)	
	Peatman (1938)	82	F	2 3/4 yr.	Cauc.	14.42 (31.80)	95.00 (37.40)	
221	Peatman (1938)	71	F	3 yr.	Cauc.	14.79 (32.60)	98.81 (38.90)	
	Peatman (1938)	74	F	3 1/2 yr.	Cauc.	16.65 (36.70)	103.12 (40.60)	
	Peatman (1938)	48	F	3 3/4 yr.	Cauc.	17.51 (38.60)	106.42 (41.90)	
	Peatman (1938)	61	F	4 yr.	Cauc.	18.78 (41.40)	110.24 (43.40)	

II. AMERICAN LONGITUDINAL

	<u>Author</u>	<u>N</u>	<u>Sex</u>	<u>Age</u>	<u>Race</u>	<u>Weight</u>	<u>Stature</u>	<u>Comments</u>
10)	Norval (1951)	1394	M	1 mo.		4.49 (9.90)	54.61 (21.50)	Measurement data on 2079 boys and 2032 girls was obtained from records (from schools and the Mayo Clinic). Measurements were made of children without clothing, weight was taken to 1/10 pound, and stature to 1/4 inch.
	Norval (1951)	1432	M	2 mo.		5.49 (12.10)	58.17 (22.90)	
	Norval (1951)	1322	M	3 mo.		6.30 (13.90)	61.21 (24.10)	
	Norval (1951)	1179	M	4 mo.		6.98 (15.40)	64.01 (25.20)	
	Norval (1951)	1058	M	5 mo.		7.62 (16.80)	66.04 (26.00)	
	Norval (1951)	1041	M	6 mo.		8.16 (18.00)	67.82 (26.70)	
	Norval (1951)	899	M	7 mo.		8.71 (19.20)	69.60 (27.40)	
	Norval (1951)	851	M	8 mo.		9.16 (20.20)	70.87 (27.90)	
	Norval (1951)	773	M	9 mo.		9.48 (20.90)	72.14 (28.40)	
	Norval (1951)	686	M	10 mo.		9.84 (21.70)	73.15 (28.80)	
	Norval (1951)	581	M	11 mo.		10.16 (22.40)	74.68 (29.40)	
	Norval (1951)	1201	F	1 mo.		4.26 (9.40)	53.85 (21.20)	
	Norval (1951)	1187	F	2 mo.		5.08 (11.20)	57.15 (22.50)	
	Norval (1951)	1095	F	3 mo.		5.81 (12.80)	59.94 (23.60)	
	Norval (1951)	1013	F	4 mo.		6.44 (14.20)	62.48 (24.60)	
	Norval (1951)	927	F	5 mo.		7.08 (15.60)	64.52 (25.40)	
	Norval (1951)	861	F	6 mo.		7.57 (16.70)	66.29 (26.10)	
	Norval (1951)	803	F	7 mo.		7.98 (17.60)	67.56 (26.60)	
	Norval (1951)	721	F	8 mo.		8.44 (18.60)	69.09 (27.20)	
	Norval (1951)	671	F	9 mo.		8.75 (19.30)	70.36 (27.70)	
	Norval (1951)	598	F	10 mo.		9.07 (20.00)	71.63 (28.20)	
	Norval (1951)	495	F	11 mo.		9.43 (20.80)	72.90 (28.70)	

II. AMERICAN LONGITUDINAL					Weight	Stature	Sitting Height	Arm Circum- ference	Thigh Circum- ference	Calf Circum- ference	Comments
Author	N	Sex	Age	Race							
11) Boynton (1936)	43	F	3 mo.	Cauc.	5.65 (12.46)	59.88 (23.57)					Measurement values were taken from anthropometric records at the Univ. of Iowa laboratory schools. Data was recorded over 14 year period by the Child Welfare Research station's physical growth staff.
Boynton (1936)	41	F	3 mo.	Cauc.			39.44 (15.52)				
Boynton (1936)	42	F	3 mo.	Cauc.				11.50 (4.53)	21.66 (8.53)	13.98 (5.50)	
Boynton (1936)	93	F	6 mo.	Cauc.	7.54 (16.62)	65.93 (25.96)	43.14 (16.98)				
Boynton (1936)	86	F	6 mo.	Cauc.				12.92 (5.09)			
Boynton (1936)	87	F	6 mo.	Cauc.					23.36 (9.20)	16.05 (6.32)	
Boynton (1936)	107	F	9 mo.	Cauc.	8.66 (19.09)	70.29 (27.67)	45.13 (17.77)				
Boynton (1936)	96	F	9 mo.	Cauc.				13.29 (5.23)			
Boynton (1936)	95	F	9 mo.	Cauc.					25.24 (9.94)	16.70 (6.57)	
Boynton (1936)	103	F	1 yr.	Cauc.	9.60 (21.16)	74.39 (29.29)					
Boynton (1936)	102	F	1 yr.	Cauc.			46.84 (18.44)				
Boynton (1936)	94	F	1 yr.	Cauc.				13.81 (5.44)			
Boynton (1936)	93	F	1 yr.	Cauc.					25.82 (10.17)		
Boynton (1936)	95	F	1 yr.	Cauc.						17.45 (6.87)	
Boynton (1936)	82	F	1 1/4 yr.	Cauc.	10.56 (23.28)						
Boynton (1936)	83	F	1 1/4 yr.	Cauc.		78.17 (30.78)					
Boynton (1936)	81	F	1 1/4 yr.	Cauc.			48.48 (19.09)				
Boynton (1936)	78	F	1 1/4 yr.	Cauc.				14.04 (5.53)		18.03 (7.10)	
Boynton (1936)	77	F	1 1/4 yr.	Cauc.					26.29 (10.35)		
Boynton (1936)	71	F	1 1/2 yr.	Cauc.	11.32 (24.96)	81.15 (31.94)	50.00 (19.69)				
Boynton (1936)	68	F	1 1/2 yr.	Cauc.				14.21 (5.59)	26.61 (10.48)	18.56 (7.31)	
Boynton (1936)	67	F	1 3/4 yr.	Cauc.	11.84 (26.10)	84.05 (33.09)					
Boynton (1936)	64	F	1 3/4 yr.	Cauc.			51.65 (20.33)				
Boynton (1936)	57	F	1 3/4 yr.	Cauc.				14.30 (5.63)		18.87 (7.43)	
Boynton (1936)	56	F	1 3/4 yr.	Cauc.					27.03 (10.64)		
Boynton (1936)	71	F	2 yr.	Cauc.	12.32 (27.16)						
Boynton (1936)	69	F	2 yr.	Cauc.		86.94 (34.23)					
Boynton (1936)	53	F	2 yr.	Cauc.			52.42 (20.64)			19.19 (7.56)	

II. LONGITUDINAL Con't						Weight	Stature	Sitting Height	Arm Circum- ference	Thigh Circum- ference	Calf Circum- ference	Comments
Author	N	Sex	Age	Race								
11) Boynton (1936)	54	F	2 yr.	Cauc.					14.44 (5.69)	27.88 (10.90)		
Boynton (1936)	75	F	2 1/4 yr.	Cauc.	12.72 (28.04)	89.19 (35.11)						
Boynton (1936)	73	F	2 1/4 yr.	Cauc.			53.11 (20.91)					
Boynton (1936)	44	F	2 1/4 yr.	Cauc.				14.52 (5.72)	27.97 (11.01)			
Boynton (1936)	45	F	2 1/4 yr.	Cauc.							19.41 (7.64)	
Boynton (1936)	71	F	2 1/2 yr.	Cauc.	13.33 (29.40)	91.47 (36.01)						
Boynton (1936)	69	F	2 1/2 yr.	Cauc.			54.25 (21.36)					
Boynton (1936)	40	F	2 1/2 yr.	Cauc.				14.88 (5.86)	28.67 (11.29)		19.72 (7.76)	
Boynton (1936)	74	F	2 3/4 yr.	Cauc.	13.90 (30.64)		54.74 (21.55)					
Boynton (1936)	75	F	2 3/4 yr.	Cauc.		95.51 (37.60)						
Boynton (1936)	39	F	2 3/4 yr.	Cauc.				15.01 (5.91)	29.02 (11.43)		20.25 (7.97)	
Boynton (1936)	89	F	3 yr.	Cauc.	14.46 (31.88)							
Boynton (1936)	90	F	3 yr.	Cauc.		95.57 (37.63)	55.88 (22.00)					
Boynton (1936)	41	F	3 yr.	Cauc.				15.29 (6.02)	29.89 (11.77)		20.60 (8.11)	
224 Boynton (1936)	135	F	3 1/2 yr.	Cauc.	15.62 (34.44)							
Boynton (1936)	136	F	3 1/2 yr.	Cauc.		98.94 (38.95)						
Boynton (1936)	133	F	3 1/2 yr.	Cauc.			57.23 (22.53)					
Boynton (1936)	53	F	3 1/2 yr.	Cauc.				15.82 (6.23)	31.33 (12.33)		21.25 (8.37)	
Boynton (1936)	145	F	4 yr.	Cauc.	16.63 (36.66)	102.48 (40.35)						
Boynton (1936)	144	F	4 yr.	Cauc.			58.60 (23.07)					
Boynton (1936)	54	F	4 yr.	Cauc.				16.19 (6.37)				
Boynton (1936)	55	F	4 yr.	Cauc.					32.61 (12.83)		21.78 (8.57)	
Boynton (1936)	146	F	4 1/2 yr.	Cauc.	17.44 (38.45)	105.68 (41.61)	59.89 (23.58)					
Boynton (1936)	60	F	4 1/2 yr.	Cauc.				16.23 (6.39)	32.85 (12.93)		21.97 (8.65)	
Boynton (1936)	195	F	5 yr.	Cauc.	18.19 (40.10)		61.11 (24.06)					
Boynton (1936)	196	F	5 yr.	Cauc.		108.93 (42.89)						
Boynton (1936)	92	F	5 yr.	Cauc.				16.44 (6.47)	33.31 (13.11)		22.38 (8.81)	
Boynton (1936)	185	F	5 1/2 yr.	Cauc.	19.51 (43.01)		62.64 (24.66)					

II. LONGITUDINAL Con't

	Author	N	Sex	Age	Race	Weight	Stature	Sitting Height	Arm Circumference	Thigh Circumference	Calf Circumference	Comments
11)	Boynton (1936)	186	F	5 1/2 yr.	Cauc.		112.39 (44.25)					
	Boynton (1936)	88	F	5 1/2 yr.	Cauc.				16.75 (6.59)		22.91 (9.02)	
	Boynton (1936)	87	F	5 1/2 yr.	Cauc.					33.99 (13.38)		
	Boynton (1936)	184	F	6 yr.	Cauc.	20.56 (45.33)	115.02 (45.28)					
	Boynton (1936)	182	F	6 yr.	Cauc.			63.64 (25.06)				
	Boynton (1936)	77	F	6 yr.	Cauc.				16.90 (6.65)	34.66 (13.64)	23.49 (9.25)	
	Boynton (1936)	219	F	7 yr.	Cauc.	22.90 (50.49)	120.94 (47.61)	65.38 (25.73)				
	Boynton (1936)	82	F	7 yr.	Cauc.				17.54 (6.91)	36.41 (14.33)	24.37 (9.59)	
	Boynton (1936)	194	F	8 yr.	Cauc.	25.65 (56.54)						
	Boynton (1936)	193	F	8 yr.	Cauc.		126.74 (49.90)					
	Boynton (1936)	191	F	8 yr.	Cauc.			68.20 (26.85)				
	Boynton (1936)	71	F	8 yr.	Cauc.				18.43 (7.26)	38.70 (15.24)	25.66 (10.10)	
	Boynton (1936)	204	F	9 yr.	Cauc.	28.47 (62.76)	132.54 (52.18)	70.35 (27.70)				
	Boynton (1936)	86	F	9 yr.	Cauc.				18.99 (7.48)			
	Boynton (1936)	84	F	9 yr.	Cauc.					40.15 (15.81)	26.59 (10.47)	
	Boynton (1936)	214	F	10 yr.	Cauc.	31.63 (69.73)	137.65 (54.19)					
	Boynton (1936)	213	F	10 yr.	Cauc.			72.41 (28.51)				
	Boynton (1936)	90	F	10 yr.	Cauc.				19.62 (7.72)	41.46 (16.32)	27.44 (10.80)	
	Boynton (1936)	202	F	11 yr.	Cauc.	35.83 (78.99)						
	Boynton (1936)	203	F	11 yr.	Cauc.		143.62 (56.54)	74.90 (29.49)				
	Boynton (1936)	85	F	11 yr.	Cauc.				20.51 (8.07)	43.85 (17.26)	28.66 (11.28)	
	Boynton (1936)	204	F	12 yr.	Cauc.	40.70 (89.73)	150.28 (59.17)					
	Boynton (1936)	203	F	12 yr.	Cauc.			76.36 (30.06)				
	Boynton (1936)	95	F	12 yr.	Cauc.				21.43 (8.44)			
	Boynton (1936)	96	F	12 yr.	Cauc.					46.12 (18.16)	29.88 (11.76)	
	Boynton (1936)	184	F	13 yr.	Cauc.	45.52 (100.35)		81.33 (32.02)				
	Boynton (1936)	183	F	13 yr.	Cauc.		155.96 (61.40)					
	Boynton (1936)	104	F	13 yr.	Cauc.				22.32 (3.79)	48.03 (18.91)	31.03 (12.22)	

II. LONGITUDINAL Con't.												
	Author	N	Sex	Age	Race	Weight	Stature	Sitting Height	Arm Circumference	Thigh Circumference	Calf Circumference	Comments
11)	Boynton (1936)	185	F	14 yr.	Cauc.	50.32 (110.94)	159.45 (62.78)	86.43 (34.03)				
	Boynton (1936)	188	F	14 yr.	Cauc.				23.27 (9.16)	50.40 (19.84)	32.15 (12.66)	
	Boynton (1936)	123	F	14 yr.	Cauc.							
	Boynton (1936)	122	F	14 yr.	Cauc.							

II. AMERICAN LONGITUDINAL

Author	N	Sex	Age	Race	Weight	Stature (Length)	Stature (Height)	Sitting Height	Shoulder Breadth	Hand Length	Lower Leg Length (Tibiale to Sole)
a) New York Private Schools	20	M	1 yr.	Cauc.	10.5 (23.15)	75.2 (29.61)					
12) Wallis (1931)	15	M	1 yr.	Cauc.				48.5 (19.09)			
Wallis (1931)	14	F	1 yr.	Cauc.	10.2 (22.49)	75.4 (29.68)		44.7 (17.60)			
Wallis (1931)	15	F	1 yr.	Cauc.							
Wallis (1931)	5	F	1 yr.	Cauc.							
Wallis (1931)	20	M	2 yr.	Cauc.	13.3 (29.32)	89.9 (35.39)		54.2 (21.34)			
Wallis (1931)	24	M	2 yr.	Cauc.							
Wallis (1931)	12	M	2 yr.	Cauc.							
Wallis (1931)	5	M	2 yr.	Cauc.					21.6 (8.50)		
Wallis (1931)	19	M	2 yr.	Cauc.						10.7 (4.21)	24.3 (9.57)
Wallis (1931)	7	M	2 yr.	Cauc.							
Wallis (1931)	22	F	2 yr.	Cauc.	12.4 (27.34)	86.7 (34.13)		51.8 (20.39)			
Wallis (1931)	15	F	2 yr.	Cauc.							
Wallis (1931)	9	F	2 yr.	Cauc.							
Wallis (1931)	16	F	2 yr.	Cauc.					21.5 (8.46)	10.2 (4.02)	22.9 (9.02)
Wallis (1931)	40	M	3 yr.	Cauc.	15.1 (33.29)						
Wallis (1931)	36	M	3 yr.	Cauc.							
Wallis (1931)	23	M	3 yr.	Cauc.		97.1 (38.23)	(96.2 (37.87))	57.1 (22.48)	22.4 (8.82)		
Wallis (1931)	25	M	3 yr.	Cauc.							
Wallis (1931)	22	M	3 yr.	Cauc.							
Wallis (1931)	31	M	3 yr.	Cauc.						11.5 (4.53)	

Comments

Most of the children measured were from New York City private schools; Groups were also included from the Merrill Palmer nursery in Detroit, and the Iowa Child Welfare Research Station. Data is listed separately.

The author took the measurements with an assistant and a recorder. All 17 measurements were repeated every 2 months during the 3 year period. Stature (length) was taken reclining, stature (height) was taken standing. Other measurements include: trunk length (suprasternale-pubes), pelvic

breadth (bicipital), upper arm length, forearm length, head breadth, head length, face height, face breadth, and lower jaw breadth.

II. AMERICAN LONGITUDINAL

12)	Author	N	Sex	Age	Race	Weight	Stature (Length)	Stature (Height)	Sitting Height	Shoulder Breadth	Hand Length	Lower Leg Length (Tibiale to Sole)
	Wallis (1931)	15	M	3 yr.	Cauc.							26.3 (10.35)
	Wallis (1931)	34	F	3 yr.	Cauc.	14.7 (32.41)	96.4 (37.95)	96.2 (37.87)	56.2 (22.13)	22.3 (8.78)	11.3 (4.45)	27.3 (10.75)
	Wallis (1931)	32	F	3 yr.	Cauc.							
	Wallis (1931)	25	F	3 yr.	Cauc.							
	Wallis (1931)	28	F	3 yr.	Cauc.							
	Wallis (1931)	22	F	3 yr.	Cauc.							
	Wallis (1931)	29	F	3 yr.	Cauc.							
	Wallis (1931)	11	F	3 yr.	Cauc.							
	Wallis (1931)	39	M	4 yr.	Cauc.	16.6 (36.60)	102.7 (40.43)	101.5 (39.96)	58.7 (23.11)	22.6 (8.90)	12.0 (4.72)	
	Wallis (1931)	35	M	4 yr.	Cauc.							
	Wallis (1931)	38	M	4 yr.	Cauc.							
	Wallis (1931)	23	M	4 yr.	Cauc.							
	Wallis (1931)	21	M	4 yr.	Cauc.							
	Wallis (1931)	16	M	4 yr.	Cauc.							
	Wallis (1931)	41	F	4 yr.	Cauc.	17.3 (38.14)	103.8 (40.87)	102.7 (40.43)	59.3 (23.35)	23.5 (9.25)	11.9 (4.69)	28.7 (11.30)
	Wallis (1931)	36	F	4 yr.	Cauc.							
	Wallis (1931)	24	F	4 yr.	Cauc.							
	Wallis (1931)	23	F	4 yr.	Cauc.							
	Wallis (1931)	35	F	4 yr.	Cauc.							
	Wallis (1931)	22	F	4 yr.	Cauc.							
	Wallis (1931)	51	M	5 yr.	Cauc.	19.0 (41.89)		110.4 (43.46)				29.4 (11.57)
	Wallis (1931)	35	M	5 yr.	Cauc.		112.1 (44.13)					
	Wallis (1931)	26	M	5 yr.	Cauc.				63.2 (24.88)	24.8 (9.76)		31.6 (12.44)
	Wallis (1931)	21	M	5 yr.	Cauc.							
	Wallis (1931)	45	M	5 yr.	Cauc.						12.8 (5.04)	
	Wallis (1931)	48	F	5 yr.	Cauc.	18.9 (41.67)						
	Wallis (1931)	38	F	5 yr.	Cauc.		111.0 (43.70)					
	Wallis (1931)	49	F	5 yr.	Cauc.			109.7 (43.19)				
	Wallis (1931)	19	F	5 yr.	Cauc.				62.6 (24.65)	24.8 (9.76)		

II. AMERICAN LONGITUDINAL

Author	N	Sex	Age 5 yr.	Race	Weight	Stature (Length)	Stature (Height)	Sitting Height	Shoulder Breadth	Hand Length	Lower Leg Length (Tibiale to Sole)
12) Wallis (1931)	44	F		Cauc.						12.6 (4.96)	31.8 (12.52)
Wallis (1931)	21	F	5 yr.	Cauc.			114.9 (45.24)				
Wallis (1931)	35	M	6 yr.	Cauc.	20.3 (44.75)	116.7 (45.94)					
Wallis (1931)	26	M	6 yr.	Cauc.							
Wallis (1931)	20	M	6 yr.	Cauc.				65.2 (25.67)			
Wallis (1931)	19	M	6 yr.	Cauc.					25.5 (10.04)	13.2 (5.20)	33.4 (13.15)
Wallis (1931)	30	M	6 yr.	Cauc.							
Wallis (1931)	20	M	6 yr.	Cauc.							
Wallis (1931)	39	F	6 yr.	Cauc.	21.1 (46.52)	116.8 (45.98)	115.6 (45.51)	65.0 (25.59)	25.9 (10.20)	13.2 (5.20)	33.2 (13.07)
Wallis (1931)	30	F	6 yr.	Cauc.							
Wallis (1931)	26	F	6 yr.	Cauc.							
Wallis (1931)	25	F	6 yr.	Cauc.							
Wallis (1931)	32	F	6 yr.	Cauc.							
Wallis (1931)	23	M	7 yr.	Cauc.	23.6 (52.03)		123.7 (48.70)	68.2 (26.85)	27.2 (10.71)	14.1 (5.55)	36.2 (14.25)
Wallis (1931)	22	M	7 yr.	Cauc.							
Wallis (1931)	19	M	7 yr.	Cauc.							
Wallis (1931)	23	F	7 yr.	Cauc.	23.9 (52.69)		122.1 (48.07)	67.5 (26.57)	27.1 (10.67)	13.9 (5.47)	35.2 (13.86)
Wallis (1931)	22	F	7 yr.	Cauc.							
Wallis (1931)	18	F	7 yr.	Cauc.							
Wallis (1931)	18	M	8 yr.	Cauc.	26.0 (57.32)		128.6 (50.63)	69.2 (27.24)	28.0 (11.02)	14.5 (5.71)	37.8 (14.88)
Wallis (1931)	14	M	8 yr.	Cauc.							
Wallis (1931)	13	M	8 yr.	Cauc.							
Wallis (1931)	15	F	8 yr.	Cauc.	26.8 (59.08)		128.1 (50.43)	70.1 (27.60)	28.5 (11.22)		37.6 (14.80)
Wallis (1931)	12	F	8 yr.	Cauc.							
Wallis (1931)	13	F	8 yr.	Cauc.							
Wallis (1931)	14	F	8 yr.	Cauc.							
b) Merrill Palmer Children											
Wallis (1931)	15	M	2 yr.	Cauc.	13.4 (29.54)						
Wallis (1931)	16	M	2 yr.	Cauc.		90.4 (35.59)		55.0 (21.65)			

II. AMERICAN LONGITUDINAL

12) Author Wallis (1931)	N	Sex	Age 2 yr.	Race Cauc.	Weight	Stature (Length)	Stature (Height)	Sitting Height	Shoulder Breadth	Hand Length	Lower Leg Length (Tibiale to Sole)
Wallis (1931)	8	F	2 yr.	Cauc.	12.2 (26.90)	86.8 (34.17)		53.0 (20.87)		10.9 (4.29)	
Wallis (1931)	40	M	3 yr.	Cauc.	15.0 (33.07)	96.5 (37.99)		57.4 (22.60)		10.5 (4.13)	
Wallis (1931)	37	M	3 yr.	Cauc.					11.6 (4.57)		
Wallis (1931)	48	F	3 yr.	Cauc.	14.5 (31.97)	95.0 (37.40)		56.4 (22.20)			
Wallis (1931)	47	F	3 yr.	Cauc.							
Wallis (1931)	46	F	3 yr.	Cauc.							
Wallis (1931)	48	M	4 yr.	Cauc.	16.5 (36.38)	102.7 (40.43)		59.8 (23.54)		11.3 (4.45)	
Wallis (1931)	49	M	4 yr.	Cauc.							
Wallis (1931)	47	M	4 yr.	Cauc.							
Wallis (1931)	53	F	4 yr.	Cauc.	16.0 (35.27)	101.7 (40.04)		58.9 (23.19)		12.4 (4.88)	
Wallis (1931)	52	F	4 yr.	Cauc.						12.1 (4.76)	
Wallis (1931)	33	M	5 yr.	Cauc.	18.5 (40.79)	108.7 (42.80)				13.0 (5.12)	
Wallis (1931)	32	M	5 yr.	Cauc.							
Wallis (1931)	52	M	5 yr.	Cauc.							
Wallis (1931)	32	F	5 yr.	Cauc.	18.3 (40.34)	108.1 (42.56)		62.3 (24.53)			
Wallis (1931)	32	F	5 yr.	Cauc.				61.6 (24.25)			
c) Iowa Child Welfare Research Station Children											
12) Wallis (1931)	48	M	1 yr.	Cauc.	9.7 (21.38)		74.1 (29.17)				
Wallis (1931)	27	M	1 yr.	Cauc.							
Wallis (1931)	29	F	1 yr.	Cauc.	8.4 (18.52)		70.0 (27.56)			9.6 (3.78)	
Wallis (1931)	28	F	1 yr.	Cauc.							
Wallis (1931)	13	M	2 yr.	Cauc.	12.9 (28.44)		87.2 (34.33)			8.9 (3.50)	
Wallis (1931)	21	M	2 yr.	Cauc.							
Wallis (1931)	13	F	2 yr.	Cauc.	12.4 (27.34)		85.8 (33.78)			10.7 (4.21)	
Wallis (1931)	18	F	2 yr.	Cauc.							
Wallis (1931)	20	M	3 yr.	Cauc.	15.3 (33.73)		95.5 (37.60)			10.6 (4.17)	
Wallis (1931)	28	M	3 yr.	Cauc.						11.8 (4.65)	

II. AMERICAN LONGITUDINAL

	Author	N	Sex	Age	Race	Weight	Stature (Length)	Stature (Height)	Sitting Height	Shoulder Breadth	Hand Length	Lower Leg Length (Tibiale to Sole)
12)	Wallis (1931)	25	F	3 yr.	Cauc.	14.8 (32.63)		96.0 (37.80)				
	Wallis (1931)	31	F	3 yr.	Cauc.						11.6 (4.57)	
	Wallis (1931)	25	M	4 yr.	Cauc.	16.8 (37.04)		102.6 (40.39)				
	Wallis (1931)	33	M	4 yr.							12.4 (4.88)	
	Wallis (1931)	31	F	4 yr.	Cauc.	15.9 (35.05)		101.5 (39.96)				
	Wallis (1931)	40	F	4 yr.	Cauc.						12.1 (4.76)	
	Wallis (1931)	28	M	5 yr.	Cauc.	19.0 (41.89)		110.2 (43.39)				
	Wallis (1931)	36	M	5 yr.	Cauc.						13.0 (5.12)	
	Wallis (1931)	38	F	5 yr.	Cauc.	18.1 (39.90)		108.7 (42.80)				
	Wallis (1931)	47	F	5 yr.	Cauc.						12.8 (5.04)	
	Wallis (1931)	40	M	6 yr.	Cauc.	20.5 (45.19)		115.4 (45.43)				
	Wallis (1931)	30	M	6 yr.	Cauc.						13.7 (5.39)	
	Wallis (1931)	40	F	6 yr.	Cauc.	20.4 (44.97)		114.7 (45.16)				
	Wallis (1931)	38	F	6 yr.	Cauc.						13.4 (5.28)	
	Wallis (1931)	44	M	7 yr.	Cauc.	23.1 (50.93)		121.0 (47.64)				
	Wallis (1931)	37	M	7 yr.	Cauc.						14.4 (5.67)	
	Wallis (1931)	36	F	7 yr.	Cauc.	22.7 (50.04)		119.9 (47.20)				
	Wallis (1931)	34	F	7 yr.	Cauc.						14.2 (5.59)	
	Wallis (1931)	47	M	8 yr.	Cauc.	25.6 (56.44)		127.6 (50.24)				
	Wallis (1931)	49	M	8 yr.	Cauc.						15.0 (5.91)	
	Wallis (1931)	30	F	8 yr.	Cauc.	24.0 (52.91)		124.0 (48.82)				
	Wallis (1931)	32	F	8 yr.	Cauc.						14.4 (5.67)	

II. AMERICAN LONGITUDINAL

	Author	N	Sex	Age	Height	Standing Height	Sitting Height	Head Length	Chest Circumference	Comments
13)	Burke (1943)	6	M	6	22.80 (49.82)	117.90 (46.42)	64.80 (25.51)	18.20 (7.17)	60.20 (23.70)	<p>There were 47 subjects used, but they are listed as 258 individuals because the same individual has been considered in several age groups. The same children were measured over a 3-4 year span. Diet was extensively studied and discussed.</p> <p>Circumstances were maintained as constant as possible during measurement. Further details on technique are in the supplement to the monograph, which was not available.</p> <p>Fourteen direct body measurements were taken and 4 were taken from x-rays. Subjects were within 6 months of age given.</p> <p>Measurements taken without clothing except older girls who wore light underwear. Other measurements include: suprasternal height, iliac height, truck height, chest breadth, chest depth, bicristal width, bi-acromial width, arm span, head breadth; and by x-ray, chest breadth, and heart.</p>
	Burke (1943)	9	F	6	21.30 (46.96)	117.50 (46.26)	63.90 (25.16)	17.60 (6.93)	57.00 (22.44)	
	Burke (1943)	13	M	7	25.50 (56.22)	124.60 (49.06)	67.00 (26.38)	18.70 (7.36)	62.50 (24.61)	
	Burke (1943)	24	F	7	24.40 (53.79)	123.40 (48.58)	66.80 (26.30)	17.90 (7.05)	59.40 (23.39)	
	Burke (1943)	14	M	8	29.30 (64.59)	130.30 (51.30)	69.60 (27.40)	18.90 (7.44)	64.60 (25.43)	
	Burke (1943)	24	F	8	27.20 (59.97)	129.20 (50.87)	68.70 (27.05)	18.10 (7.13)	60.80 (23.94)	
	Burke (1943)	12	M	9	30.70 (67.68)	137.80 (54.25)	72.40 (28.50)	19.20 (7.56)	68.30 (26.89)	
	Burke (1943)	20	F	9	34.20 (75.40)	135.10 (53.19)	70.90 (27.91)	18.30 (7.20)	63.30 (24.92)	
	Burke (1943)	8	M	10	33.90 (74.74)	144.30 (56.81)	74.50 (29.33)	19.00 (7.48)	69.10 (27.20)	
	Burke (1943)	15	F	10	33.60 (74.07)	139.70 (55.00)	72.50 (28.54)	18.40 (7.24)	66.10 (26.02)	
	Burke (1943)	15	M	11	41.20 (90.83)	149.20 (58.74)	76.20 (30.00)	19.20 (7.56)	73.20 (28.82)	
	Burke (1943)	20	F	11	37.90 (83.55)	145.30 (57.20)	74.50 (29.33)	18.50 (7.28)	66.80 (26.30)	
	Burke (1943)	10	M	12	46.30 (102.07)	154.00 (60.63)	78.40 (30.87)	18.90 (7.44)	76.60 (30.16)	
	Burke (1943)	20	F	12	43.10 (95.02)	152.30 (59.96)	78.40 (30.87)	18.70 (7.36)	68.70 (27.05)	
	Burke (1943)	13	M	13	48.60 (107.14)	159.00 (62.60)	80.70 (31.77)	19.10 (7.52)	76.40 (30.08)	
	Burke (1943)	12	F	13	50.07 (111.77)	161.00 (63.39)	83.00 (32.68)	19.10 (7.52)	72.60 (28.58)	
	Burke (1943)	8	M	14	51.10 (112.66)	165.80 (65.28)	86.20 (33.94)	18.90 (7.44)	76.90 (30.28)	
	Burke (1943)	7	F	14	53.20 (117.28)	168.10 (66.18)	87.10 (34.29)	19.40 (7.64)	73.40 (28.90)	

II. AMERICAN LONGITUDINAL

Author	N	Sex	Age	Race	Weight	Stature	Sitting Height	Shoulder Width	Hip Width	Comments
14) Whitacre (1939)	109	M	7 yrs.	Cauc.	23.32 (51.42)	121.64 (47.89)	64.64 (25.45)	27.43 (10.80)	21.40 (8.43)	Measurements taken by anthropometrist and assistant. Weight taken to nearest ounce (with children in light garment.) Stature taken barefoot.
Whitacre (1939)	47	M	7 yrs.	Cauc.	24.70 (54.46)	125.91 (49.57)	66.55 (26.20)	27.87 (10.97)	21.72 (8.55)	
Whitacre (1939)	230	M	8 yrs.	Cauc.	26.66 (58.78)	130.31 (51.31)	68.28 (26.88)	28.58 (11.25)	22.44 (8.83)	
Whitacre (1939)	95	M	8 yrs.	Cauc.	29.62 (65.31)	135.31 (53.27)	70.13 (27.66)	29.61 (11.66)	23.39 (9.21)	
Whitacre (1939)	267	M	9 yrs.	Cauc.	32.09 (70.75)	139.57 (54.95)	71.83 (28.28)	30.45 (11.99)	24.38 (9.60)	
Whitacre (1939)	113	M	9 yrs.	Cauc.	33.80 (74.52)	142.90 (56.26)	72.95 (28.72)	31.25 (12.30)	24.99 (9.84)	
Whitacre (1939)	325	M	10 yrs.	Cauc.	37.22 (82.06)	147.07 (57.90)	74.65 (29.39)	31.77 (12.51)	25.54 (10.06)	
Whitacre (1939)	140	M	10 yrs.	Cauc.	22.32 (49.21)	119.91 (47.21)	63.93 (25.17)	26.52 (10.44)	21.16 (8.33)	
Whitacre (1939)	287	M	11 yrs.	Cauc.	24.25 (53.46)	124.94 (49.19)	66.17 (26.05)	27.72 (10.91)	22.36 (8.80)	
Whitacre (1939)	135	M	11 yrs.	Cauc.	27.09 (59.72)	130.18 (51.25)	68.43 (26.94)	28.21 (11.11)	23.05 (9.07)	
Whitacre (1939)	125	M	12 yrs.	Cauc.	30.01 (66.22)	135.38 (53.30)	70.46 (27.74)	29.65 (11.67)	23.95 (9.43)	
Whitacre (1939)	75	M	12 yrs.	Cauc.	32.89 (72.51)	140.34 (55.25)	72.54 (28.56)	30.42 (11.98)	25.28 (9.95)	
Whitacre (1939)	51	M	13 yrs.	Cauc.	35.49 (78.25)	145.44 (57.26)	74.73 (29.42)	30.88 (12.16)	26.17 (10.30)	
Whitacre (1939)	11	M	13 yrs.	Cauc.	39.12 (86.25)	148.49 (58.46)	76.30 (30.04)			
Whitacre (1939)	127	F	7 yrs.	Cauc.						
Whitacre (1939)	44	F	7 yrs.	Cauc.						
Whitacre (1939)	221	F	8 yrs.	Cauc.						
Whitacre (1939)	86	F	8 yrs.	Cauc.						
Whitacre (1939)	248	F	9 yrs.	Cauc.						
Whitacre (1939)	113	F	9 yrs.	Cauc.						
Whitacre (1939)	270	F	10 yrs.	Cauc.						
Whitacre (1939)	99	F	10 yrs.	Cauc.						
Whitacre (1939)	203	F	11 yrs.	Cauc.						
Whitacre (1939)	108	F	11 yrs.	Cauc.						
Whitacre (1939)	106	F	12 yrs.	Cauc.						
Whitacre (1939)	69	F	12 yrs.	Cauc.						
Whitacre (1939)	24	F	13 yrs.	Cauc.						

II. AMERICAN LONGITUDINAL

	Author	N	Sex	Age	Race	Weight	Stature	Sitting Height	Shoulder Width	Hip Width
14)	Whitacre (1939)	42	M	7 yrs.	Neg.	21.22 (46.79)	119.33 (46.98)	63.20 (24.88)	not given	
	Whitacre (1939)	10	M	7 yrs.	Neg.					
	Whitacre (1939)	104	M	8 yrs.	Neg.	24.12 (53.17)	124.66 (49.08)	64.87 (25.54)	28.75 (11.32)	21.64 (8.52)
	Whitacre (1939)	36	M	8 yrs.	Neg.					
	Whitacre (1939)	145	M	9 yrs.	Neg.	26.21 (57.79)	129.87 (51.13)	66.65 (26.24)	28.86 (11.36)	21.98 (8.65)
	Whitacre (1939)	43	M	9 yrs.	Neg.					
	Whitacre (1939)	151	M	10 yrs.	Neg.	29.74 (65.56)	136.27 (53.65)	68.81 (27.09)	29.97 (11.80)	22.98 (9.05)
	Whitacre (1939)	60	M	10 yrs.	Neg.					
	Whitacre (1939)	135	M	11 yrs.	Neg.	32.44 (71.52)	140.39 (55.27)	70.36 (27.70)	31.30 (12.32)	24.28 (9.56)
	Whitacre (1939)	54	M	11 yrs.	Neg.					
	Whitacre (1939)	140	M	12 yrs.	Neg.	34.84 (76.82)	144.86 (57.03)	71.98 (28.34)	32.16 (12.66)	24.73 (9.74)
	Whitacre (1939)	49	M	12 yrs.	Neg.					
	Whitacre (1939)	144	M	13 yrs.	Neg.	38.51 (84.90)	150.01 (59.06)	73.73 (29.03)	33.36 (13.13)	25.68 (10.11)
	Whitacre (1939)	59	M	13 yrs.	Neg.					
	Whitacre (1939)	150	M	14 yrs.	Neg.	43.76 (96.47)	156.46 (61.60)	76.86 (30.26)	34.85 (13.72)	27.16 (10.69)
	Whitacre (1939)	55	M	14 yrs.	Neg.					
	Whitacre (1939)	30	F	7 yrs.	Neg.	19.65 (43.33)	116.92 (46.03)	63.14 (24.07)	not given	
	Whitacre (1939)	12	F	7 yrs.	Neg.					
	Whitacre (1939)	99	F	8 yrs.	Neg.	21.92 (48.33)	121.36 (47.78)	62.97 (24.79)	27.29 (10.74)	21.03 (8.28)
	Whitacre (1939)	35	F	8 yrs.	Neg.					
	Whitacre (1939)	141	F	9 yrs.	Neg.	25.16 (55.46)	127.97 (50.38)	65.66 (25.85)	28.70 (11.30)	22.30 (8.78)
	Whitacre (1939)	44	F	9 yrs.	Neg.					
	Whitacre (1939)	159	F	10 yrs.	Neg.	28.96 (63.84)	134.44 (52.93)	68.22 (26.86)	29.48 (11.61)	23.23 (9.15)
	Whitacre (1939)	69	F	10 yrs.	Neg.					
	Whitacre (1939)	149	F	11 yrs.	Neg.	33.62 (74.13)	142.49 (56.10)	71.45 (28.13)	31.21 (12.29)	24.47 (9.63)
	Whitacre (1939)	57	F	11 yrs.	Neg.					
	Whitacre (1939)	176	F	12 yrs.	Neg.	38.51 (84.89)	148.69 (58.54)	74.24 (29.23)		

II. AMERICAN LONGITUDINAL

	<u>Author</u>	<u>N</u>	<u>Sex</u>	<u>Age</u>	<u>Race</u>	<u>Weight</u>	<u>Stature</u>	<u>Sitting Height</u>	<u>Shoulder Width</u>	<u>Hip Width</u>
14)	Whitacre (1939)	71	F	12 yrs.	Neg.				32.49 (12.79)	26.29 (10.35)
	Whitacre (1939)	159	F	13 yrs.	Neg.	43.42 (95.72)	153.75 (60.53)	76.86 (30.26)		
	Whitacre (1939)	62	F	13 yrs.	Neg.				33.63 (13.24)	27.74 (10.92)
	Whitacre (1939)	146	F	14 yrs.	Neg.	47.22 (104.11)	157.15 (61.87)	78.94 (31.08)		
	Whitacre (1939)	63	F	14 yrs.	Neg.				34.73 (13.67)	28.90 (11.38)


AMERICAN REFERENCES CITED

- Bayley, N. and Davic, F.C. "Growth Changes in Bodily Size and Proportions During the First Three Years," Biometrika, 27:26-87, 1935.
- Boynton, B. "The Physical Growth of Girls. A Study of the Rhythm of Physical Growth from Anthropometric Measurements on Girls Between Birth and 18 Years." Iowa Univ. Studies in Child Welfare, Vol 12 (4), 1936.
- Burke, B. and Stuart, H.C. "Interrelations Between Diet, Illness, and Certain Physical Variables," Soc. Res. Child Devel. Monogr., Vol VIII, 1943.
- Collins, S.D. and Clark, T. "Physical Measurements of Boys and Girls of Native White Race Stock (Third Generation Native Born) in the United States," Public Health Reports 44:1059-1083, 1929.
- Eppright, E.S. and Sidwell, V.C. "Physical Measurements of Iowa School Children," Journal of Nutrition, 54:543-556, 1954.
- Fryer, B., et al. "Growth of Preschool Children in the North Central Region," J. Amer. Diet. Assn., 60:30-37, 1972.
- Garn, S., et al. "Ten State Nutritional Survey, 1968-1970" Unpublished Data, 1972.
- Gray, H. and Ayres, J.G. "Growth and Private School Children (with Averages and Variabilities Based on 3,110 Measurements on Boys and 1,470 on Girls from the Ages of 1 to 19 Years)," Behavior Research Fund Monog. 1931.
- Hamill, P.V., Johnston, F.E. and Grams, M.A. Height and Weight of Children - United States, Public Health Publication No. 1000 - Series 11, No. 104. Government Printing Office, Washington, D.C., 1970.
- Kasius, R.V., et al. "Maternal and Newborn Nutrition Studies at Philadelphia Lying-In Hospital. Newborn Studies V. Size and Growth of Babies During the First Year of Life," Milbank Memorial Fund Quarterly 35:321-372, 1957.
- Krogman, W.M. "Growth of Head, Face, Trunk, and Limbs in Philadelphia White and Negro Children of Elementary and High School Age," Monogr. Soc. Res. Child Develop. 35:1-80, May 1970.
- Martin, E. Children's Body Measurements for Planning and Equipping Schools. U.S. Department of Health, Education, and Welfare, Special Publication No. 4, G.P.O., Washington, D.C., 1955.
- Meredith, H.V. "The Rhythm of Physical Growth. A Study of Eighteen Anthropometric Measurements in Iowa City White Males Ranging in Age Between Birth and Eighteen Years," University of Iowa Studies (Studies in Child Welfare) 11 (3):1-27, 1935.

- Meredith, H.V. and Knott, V.B. "Descriptive and Comparative Study of Body Size of United States Schoolgirls," Growth, 26:283-295, 1962.
- Meredith H.V. and Meredith, E.M. "Body Size and Form of Present Day White Elementary School Children Residing in West-Central Oregon," Child Development, 24:83-102, 1953.
- Norval, M., Kennedy, R.L., and Berkson, J. "Biometric Studies of the Growth of Children of Rochester, Minnesota. The First Year of Life," Human Biology, 23:273-301, 1951.
- O'Brien, R., Girshick, M.A., and Hunt, E.P. Body Measurements of American Boys and Girls for Garment and Pattern Construction. U.S. Department of Agriculture, Miscellaneous Publication Number 366, Washington, D.C., 1941.
- Peatman, J.G. and Higgons, R.A. "Growth Norms from Birth to the Age of Five Years. A Study of Children Reared with Optimal Pediatric and Home Care," Amer. Jour. Dis. Children 55:1233-1247, Jun 1938.
- Scott, R.B., et al. "Growth and Development of Negro Infants. IX. Studies on Weight, Height, Pelvic Breadth, Head and Chest Circumferences During the First Year of Life," Pediatrics. 29:65-81, Jan 1962.
- Simmons, K. and Todd, T.W. "Growth of Well Children: Analysis of Stature and Weight, 3 Months to 13 Years," Growth 2:93-134, 1938.
- Tuddenham, R.D. and Snyder, M.M. "Physical Growth of California Boys and Girls from Birth to Eighteen Years," Univ. Calif. Pub. in Child Devlpmt., 1(2):138-364, 1954.
- Vickers, V.S. and Stuart, H.C. "Anthropometry in the Pediatrician's Office: Norms for Selected Body Measurements Based on Studies of Children of North European Stock," J. Pediat. 22:155, 1943.
- Wallis, R.S. "How Children Grow. An Anthropometric Study of Private School Children From Two to Eight Years of Age," Iowa Univ. Studies in Child Welfare 5(1), 1931.
- Welch, J.P., et al. "The Distribution of Height and Weight and the Influence of Socio-economic Factors in a Sample of Eastern Canadian Urban School Children," Can. J. Public Health 62:373-380, 1971.
- Wheeler, L.R. "A Comparative Study of the Physical Status of East Tennessee Mountain Children," Human Biology 5:706-21, December 1933.
- Whitacre, J., "Some Body Measurements of Texas School Children," Texas Agr. Expt. Sta. Bul., 567, 1939.
- Wise, F.C. and Meredith, H.V., "The Physical Growth of Alabama White Girls Attending WPA Preschools," Child Develop., 13:165-174.

TABLE II (Continued)

C. Foreign Cross-Sectional Studies Related
To Child Anthropometry



I. FOREIGN CROSS-SECTIONAL

Author	N	Sex	Age	Race	Stature	Comments
1) Oxford, H.W. (1968)	110	M	4		107.30*	Measurements taken by 120 student teachers (Phys. Ed.). Additional measurements include: seat-eye, seat-scapula, seat-elbow, popliteal-buttock, heel-popliteal. *Shoes removed. Location: Australia
Oxford, H.W. (1968)	298	M	5		(42.24)	
Oxford, H.W. (1968)	354	M	6		112.20	
Oxford, H.W. (1968)	448	M	7		(44.17)	
Oxford, H.W. (1968)	517	M	8		120.10	
Oxford, H.W. (1968)	331	M	9		(47.28)	
Oxford, H.W. (1968)	404	M	10		125.20	
Oxford, H.W. (1968)	458	M	11		(49.29)	
Oxford, H.W. (1968)	280	M	12		129.60	
Oxford, H.W. (1968)	434	M	13		(51.02)	
Oxford, H.W. (1968)	514	M	14		133.60	
Oxford, H.W. (1968)	112	F	4		(52.60)	
Oxford, H.W. (1968)	317	F	5		138.20	
Oxford, H.W. (1968)	289	F	6		(54.41)	
Oxford, H.W. (1968)	333	F	7		144.20	
Oxford, H.W. (1968)	421	F	8		(56.77)	
Oxford, H.W. (1968)	296	F	9		149.30	
Oxford, H.W. (1968)	381	F	10		(58.78)	
Oxford, H.W. (1968)	363	F	11		156.80	
Oxford, H.W. (1968)	187	F	12		(61.73)	
Oxford, H.W. (1968)	281	F	13		164.00	
Oxford, H.W. (1968)	803	F	14		(64.57)	
					107.20	
					(42.20)	
					111.10	
					(43.74)	
					118.70	
					(46.73)	
					124.20	
					(48.90)	
					129.30	
					(50.90)	
					134.10	
					(52.80)	
					139.90	
					(55.08)	
					146.20	
					(57.56)	
					152.20	
					(59.92)	
					155.40	
					(61.18)	
					159.60	
					(62.83)	

I. FOREIGN CROSS-SECTIONAL

Author	N	Sex	Age	Race	Weight	Stature	Arm Circumference	Comments
2) Smith, D.S. (1970)	69	M	2	Orient.	13.48 (29.72)	89.38 (35.19)	16.33 (6.43)	Additional measurements include: total recumbent length and crown-buttocks rec. length. Height and weight measurements taken barefoot and in light clothing. Arm circumference measured midway between tip of acromial process of the scapula and tip of elbow. Location: Hawaii
Smith, D.S. (1970)	56	F	2	Orient.	13.01 (28.68)	88.34 (34.78)	16.19 (6.37)	
Smith, D.S. (1970)	76	M	3	Orient.	15.78 (34.79)	97.71 (38.47)	16.96 (6.68)	
Smith, D.S. (1970)	80	F	3	Orient.	15.19 (33.48)	96.32 (37.92)	16.94 (6.67)	

I. FOREIGN CROSS-SECTIONAL

Author	N	Sex	Age	Race	Weight	Stature	Crown-Rump	Comments
3) Thompson (1955)	104	M	4 yrs. ± 7 days	Cauc.	16.14 (35.59)	103.00 (40.55)	61.50 (24.21)	Children wore underwear and socks, and 4 oz. were deducted from weight for clothing. All measurements done by author. Location: Edinburgh, Scotland
Thompson (1955)	109	F	4 yrs. ± 7 days	Cauc.	15.64 (34.49)	101.60 (40.00)	60.50 (23.82)	

I. FOREIGN CROSS-SECTIONAL

Author	N	Sex	Age	Race	Weight	Stature	Comments
4) Marshall (1970)	11	M	6 mo.-1 yr.	Neg.	7.90 (17.42)	69.50 (27.36)	Height and weight taken by measurement or from growth chart. 812 children measured, from 6 mos. to 16 years. Location: Jamaica
Marshall (1970)	14	F	6 mo.-1 yr.	Neg.	8.16 (17.99)	72.40 (28.50)	
Marshall (1970)	11	M	1 - 1 1/2	Neg.	10.02 (22.09)	79.00 (31.10)	
Marshall (1970)	11	F	1 - 1 1/2	Neg.	10.02 (22.09)	77.50 (30.51)	
Marshall (1970)	8	M	1 1/2 - 2	Neg.	10.35 (22.82)	81.50 (32.09)	
Marshall (1970)	9	F	1 1/2 - 2	Neg.	11.09 (24.45)	81.80 (32.20)	
Marshall (1970)	10	M	2 - 2 1/2	Neg.	10.64 (23.46)	84.20 (33.15)	
Marshall (1970)	7	F	2 - 2 1/2	Neg.	11.60 (25.57)	85.50 (33.66)	
Marshall (1970)	29	M	2 1/2 - 3	Neg.	12.70 (28.00)	91.00 (35.83)	
Marshall (1970)	27	F	2 1/2 - 3	Neg.	12.68 (27.95)	91.30 (35.94)	
Marshall (1970)	48	M	3 - 3 1/2	Neg.	13.15 (28.99)	93.10 (36.61)	
Marshall (1970)	41	F	3 - 3 1/2	Neg.	13.24 (29.19)	93.50 (36.81)	
Marshall (1970)	21	M	3 1/2 - 4	Neg.	14.61 (32.21)	97.70 (38.46)	
Marshall (1970)	36	F	3 1/2 - 4	Neg.	13.55 (29.87)	96.00 (37.80)	
Marshall (1970)	9	M	4 - 5	Neg.	14.57 (32.12)	99.10 (39.02)	
Marshall (1970)	15	F	4 - 5	Neg.	14.94 (32.93)	103.50 (40.75)	
Marshall (1970)	18	M	7 - 8	Neg.	22.89 (50.46)	122.60 (48.27)	
Marshall (1970)	25	F	7 - 8	Neg.	22.11 (48.74)	121.80 (47.95)	
Marshall (1970)	37	M	8 - 9	Neg.	24.73 (54.52)	125.20 (49.29)	
Marshall (1970)	24	F	8 - 9	Neg.	24.51 (54.03)	126.00 (49.61)	
Marshall (1970)	51	M	9 - 10	Neg.	26.23 (57.83)	129.00 (50.79)	
Marshall (1970)	39	F	9 - 10	Neg.	26.06 (57.45)	129.30 (50.90)	
Marshall (1970)	34	M	10 - 11	Neg.	28.68 (63.23)	134.70 (53.03)	
Marshall (1970)	51	F	10 - 11	Neg.	31.00 (68.34)	136.60 (53.78)	
Marshall (1970)	41	M	11 - 12	Neg.	32.25 (71.12)	139.80 (55.04)	
Marshall (1970)	38	F	11 - 12	Neg.	32.36 (71.34)	139.80 (55.04)	
Marshall (1970)	23	M	12 - 13	Neg.	33.33 (73.48)	141.60 (55.75)	

I. FOREIGN CROSS-SECTIONAL

Author	N	Sex	Age	Race	Weight	Stature	Crown-Rump	Comments
3) Thompson (1955)	104	M	4 yrs. ± 7 days	Cauc.	16.14 (35.59)	103.00 (40.55)	61.50 (24.21)	Children wore underwear and socks, and 4 oz. were deducted from weight for clothing. All measurements done by author. Location: Edinburgh, Scotland
Thompson (1955)	109	F	4 yrs. ± 7 days	Cauc.	15.64 (34.49)	101.60 (40.00)	60.50 (23.82)	

I. FOREIGN CROSS-SECTIONAL

Author	N	Sex	Age	Race	Weight	Stature	Comments
4) Marshall (1970)	11	M	6 mo.-1 yr.	Neg.	7.90 (17.42)	69.50 (27.36)	Height and weight taken by measurement or from growth chart.
Marshall (1970)	14	F	6 mo.-1 yr.	Neg.	8.16 (17.99)	72.40 (28.50)	
Marshall (1970)	11	M	1 - 1 1/2	Neg.	10.02 (22.09)	79.00 (31.10)	812 children measured, from 6 mos. to 16 years.
Marshall (1970)	11	F	1 - 1 1/2	Neg.	10.02 (22.09)	77.50 (30.51)	
Marshall (1970)	8	M	1 1/2 - 2	Neg.	10.35 (22.82)	81.50 (32.09)	Location: Jamaica
Marshall (1970)	9	F	1 1/2 - 2	Neg.	11.09 (24.45)	81.80 (32.20)	
Marshall (1970)	10	M	2 - 2 1/2	Neg.	10.64 (23.46)	84.20 (33.15)	
Marshall (1970)	7	F	2 - 2 1/2	Neg.	11.60 (25.57)	85.50 (33.66)	
Marshall (1970)	29	M	2 1/2 - 3	Neg.	12.70 (28.00)	91.00 (35.83)	
Marshall (1970)	27	F	2 1/2 - 3	Neg.	12.68 (27.95)	91.30 (35.94)	
Marshall (1970)	48	M	3 - 3 1/2	Neg.	13.15 (28.99)	93.10 (36.61)	
Marshall (1970)	41	F	3 - 3 1/2	Neg.	13.24 (29.19)	93.50 (36.81)	
Marshall (1970)	21	M	3 1/2 - 4	Neg.	14.61 (32.21)	97.70 (38.46)	
Marshall (1970)	36	F	3 1/2 - 4	Neg.	13.55 (29.87)	96.00 (37.80)	
Marshall (1970)	9	M	4 - 5	Neg.	14.57 (32.12)	99.10 (39.02)	
Marshall (1970)	15	F	4 - 5	Neg.	14.94 (32.93)	103.50 (40.75)	
Marshall (1970)	18	M	7 - 8	Neg.	22.89 (50.46)	122.60 (48.27)	
Marshall (1970)	25	F	7 - 8	Neg.	22.11 (48.74)	121.80 (47.95)	
Marshall (1970)	37	M	8 - 9	Neg.	24.73 (54.52)	125.20 (49.29)	
Marshall (1970)	24	F	8 - 9	Neg.	24.51 (54.03)	126.00 (49.61)	
Marshall (1970)	51	M	9 - 10	Neg.	26.23 (57.83)	129.00 (50.79)	
Marshall (1970)	39	F	9 - 10	Neg.	26.06 (57.45)	129.30 (50.90)	
Marshall (1970)	34	M	10 - 11	Neg.	28.68 (63.23)	134.70 (53.03)	
Marshall (1970)	51	F	10 - 11	Neg.	31.00 (68.34)	136.60 (53.78)	
Marshall (1970)	41	M	11 - 12	Neg.	32.26 (71.12)	139.80 (55.04)	
Marshall (1970)	38	F	11 - 12	Neg.	32.36 (71.34)	139.80 (55.04)	
Marshall (1970)	23	M	12 - 13	Neg.	33.33 (73.48)	141.60 (55.75)	

I. FOREIGN CROSS-SECTIONAL (continued)

Author	N	Sex	Age	Race	Weight	Stature
Marshall (1970)	35	F	12 - 13	Neg.	37.40 (82.45)	146.30 (57.60)
Marshall (1970)	16	M	13 - 14	Neg.	38.39 (84.63)	148.40 (58.43)
Marshall (1970)	19	F	13 - 14	Neg.	43.81 (96.58)	152.10 (59.88)

I. Foreign Cross-Sectional

Author	N	Sex	Age	Race	Weight	Stature
5) McDowell (1970)	3816	M	6 yr.	*	16.3 (35.93)	103.5 (42.72)
McDowell (1970)	3665	F	6 yr.		16.0 (35.27)	107.4 (42.28)
McDowell (1970)	3711	M	7 yr.		18.0 (39.68)	113.9 (44.84)
McDowell (1970)	3603	F	7 yr.		17.6 (38.80)	112.8 (44.41)
McDowell (1970)	3957	M	8 yr.		19.7 (43.43)	119.3 (46.97)
McDowell (1970)	3487	F	8 yr.		19.4 (42.77)	118.2 (46.54)
McDowell (1970)	3873	M	9 yr.		21.5 (47.40)	123.7 (48.70)
McDowell (1970)	3556	F	9 yr.		21.3 (46.96)	122.9 (48.39)
McDowell (1970)	4065	M	10 yr.		23.5 (51.81)	128.4 (50.55)
McDowell (1970)	3517	F	10 yr.		23.6 (52.03)	128.4 (50.55)
McDowell (1970)	3879	M	11 yr.		25.9 (57.10)	133.4 (52.52)
McDowell (1970)	3222	F	11 yr.		26.4 (58.20)	133.6 (52.60)
McDowell (1970)	6839	M	6 yr.	**	20.3 (44.75)	114.2 (44.96)
McDowell (1970)	5058	F	6 yr.		20.1 (44.31)	113.5 (44.68)
McDowell (1970)	11,982	M	7 yr.		21.6 (47.62)	118.0 (46.46)
McDowell (1970)	9082	F	7 yr.		21.5 (47.40)	117.5 (46.26)
McDowell (1970)	12,727	M	8 yr.		23.6 (52.03)	122.7 (48.31)
McDowell (1970)	9036	F	8 yr.		23.5 (51.81)	122.4 (48.19)
McDowell (1970)	12,130	M	9 yr.		25.6 (56.44)	127.4 (50.16)
McDowell (1970)	8735	F	9 yr.		25.6 (56.44)	126.9 (49.96)
McDowell (1970)	11,041	M	10 yr.		28.0 (61.73)	131.8 (51.89)
McDowell (1970)	7880	F	10 yr.		28.3 (62.39)	131.7 (51.85)
McDowell (1970)	9974	M	11 yr.		30.3 (66.80)	135.9 (53.50)
McDowell (1970)	6738	F	11 yr.		31.1 (68.56)	136.9 (53.90)

245

* These children measured in India covering all socioeconomic groups.

** These children measured in United Arab Republic (Egypt) - sample involved only children enrolled in public, primary, preparatory and secondary schools.

TABLE II (Continued)

D. Foreign Longitudinal Studies Related
to Child Anthropometry

II. FOREIGN LONGITUDINAL

Author	N	Sex	Age	Race	Stature	Comments
1) Acheson (1954)	135	M	18 mo.	Cauc.	81.26 (31.99)	500 babies born near Oxford followed for study, and measured at 6 month intervals. All socio-economic groups included. Children measured barefoot. Location: England
Acheson (1954)	129	F	18 mo.	Cauc.	79.27 (31.21)	
Acheson (1954)	254	M	24 mo.	Cauc.	86.54 (34.07)	
Acheson (1954)	262	F	24 mo.	Cauc.	84.61 (33.31)	
Acheson (1954)	240	M	30 mo.	Cauc.	90.78 (35.74)	
Acheson (1954)	259	F	30 mo.	Cauc.	89.43 (35.21)	
Acheson (1954)	242	M	36 mo.	Cauc.	95.00 (37.40)	
Acheson (1954)	263	F	36 mo.	Cauc.	93.57 (36.84)	
Acheson (1954)	239	M	42 mo.	Cauc.	98.98 (38.96)	
Acheson (1954)	246	F	42 mo.	Cauc.	97.69 (38.46)	
Acheson (1954)	243	M	48 mo.	Cauc.	102.31 (40.28)	
Acheson (1954)	250	F	48 mo.	Cauc.	101.30 (39.88)	
Acheson (1954)	225	M	54 mo.	Cauc.	105.77 (41.64)	
Acheson (1954)	238	F	54 mo.	Cauc.	104.57 (41.17)	
Acheson (1954)	234	M	60 mo.	Cauc.	108.89 (42.87)	
Acheson (1954)	238	F	60 mo.	Cauc.	107.98 (42.51)	

II. FOREIGN LONGITUDINAL

Author	N	Sex	Age	Race	Weight	Stature	Comments
2) Heller (1967)	67	M	< 1	Eskimo	3.60 (7.94)	51.90 (20.43)	Measurements made by nurses. Children under 3 wore little or no clothing; older children wore indoor clothing. Location: Alaska
Heller (1967)	68	F	< 1	Eskimo		51.70 (20.35)	
Heller (1967)	69	F	< 1	Eskimo	3.60 (7.94)		
Heller (1967)	78	M	1 mo.	Eskimo		54.90 (21.61)	
Heller (1967)	84	M	1 mo.	Eskimo	4.90 (10.80)		
Heller (1967)	67	F	1 mo.	Eskimo		53.70 (21.14)	
Heller (1967)	68	F	1 mo.	Eskimo	4.50 (9.92)		
Heller (1967)	89	M	2 mo.	Eskimo		57.50 (22.64)	
Heller (1967)	91	M	2 mo.	Eskimo	5.60 (12.35)		
Heller (1967)	100	F	2 mo.	Eskimo		56.90 (22.40)	
Heller (1967)	101	F	2 mo.	Eskimo	5.40 (11.90)		
Heller (1967)	87	M	3 mo.	Eskimo		60.00 (23.62)	
Heller (1967)	88	M	3 mo.	Eskimo	6.70 (14.77)		
Heller (1967)	77	F	3 mo.	Eskimo		58.40 (22.99)	
Heller (1967)	80	F	3 mo.	Eskimo	6.10 (13.45)		
Heller (1967)	72	M	4 mo.	Eskimo	7.50 (16.53)	62.10 (24.45)	
Heller (1967)	60	F	4 mo.	Eskimo		60.40 (23.78)	
Heller (1967)	61	F	4 mo.	Eskimo	6.80 (14.99)		
Heller (1967)	74	M	5 mo.	Eskimo		63.90 (25.16)	
Heller (1967)	76	M	5 mo.	Eskimo	8.00 (17.64)		
Heller (1967)	86	F	5 mo.	Eskimo		62.40 (24.57)	
Heller (1967)	83	F	5 mo.	Eskimo	7.50 (16.53)		
Heller (1967)	79	M	6 mo.	Eskimo		65.70 (25.87)	
Heller (1967)	82	M	6 mo.	Eskimo	8.50 (18.74)		
Heller (1967)	80	F	6 mo.	Eskimo		64.00 (25.20)	
Heller (1967)	79	F	6 mo.	Eskimo	8.10 (17.86)		
Heller (1967)	61	M	7 mo.	Eskimo		66.80 (26.30)	

II. FOREIGN LONGITUDINAL (continued)

Author	N	Sex	Age	Race	Weight	Stature
Heller (1967)	63	M	7 mo.	Eskimo	9.00 (19.84)	65.80 (25.91)
Heller (1967)	62	F	7 mo.	Eskimo		
Heller (1967)	63	F	7 mo.	Eskimo	8.40 (18.52)	68.40 (26.93)
Heller (1967)	67	M	8 mo.	Eskimo	9.40 (20.72)	66.40 (26.14)
Heller (1967)	71	M	8 mo.	Eskimo		
Heller (1967)	72	F	8 mo.	Eskimo	8.70 (19.18)	70.50 (27.76)
Heller (1967)	75	F	8 mo.	Eskimo		
Heller (1967)	161	M	9-11 mo.	Eskimo	9.90 (21.83)	69.10 (27.20)
Heller (1967)	170	M	9-11 mo.	Eskimo		
Heller (1967)	156	F	9-11 mo.	Eskimo	9.30 (20.50)	73.50 (28.94)
Heller (1967)	166	F	9-11 mo.	Eskimo		
Heller (1967)	124	M	12-14 mo.	Eskimo	10.80 (23.81)	71.90 (28.31)
Heller (1967)	137	M	12-14 mo.	Eskimo		
Heller (1967)	133	F	12-14 mo.	Eskimo	10.30 (22.71)	76.50 (30.12)
Heller (1967)	147	F	12-14 mo.	Eskimo		
Heller (1967)	99	M	15-17 mo.	Eskimo	11.50 (25.35)	75.10 (29.57)
Heller (1967)	126	M	15-17 mo.	Eskimo		
Heller (1967)	107	F	15-17 mo.	Eskimo	10.80 (23.81)	78.70 (30.98)
Heller (1967)	124	F	15-17 mo.	Eskimo		
Heller (1967)	93	M	18-20 mo.	Eskimo	12.30 (27.12)	78.10 (30.75)
Heller (1967)	123	M	18-20 mo.	Eskimo		
Heller (1967)	106	F	18-20 mo.	Eskimo	12.00 (26.46)	81.80 (32.20)
Heller (1967)	132	F	18-20 mo.	Eskimo		
Heller (1967)	65	M	21-23 mo.	Eskimo	13.30 (29.32)	81.10 (31.93)
Heller (1967)	96	M	21-23 mo.	Eskimo		
Heller (1967)	70	F	21-23 mo.	Eskimo	12.60 (27.78)	
Heller (1967)	98	F	21-23 mo.	Eskimo		

II. FOREIGN LONGITUDINAL (continued)

Author	N	Sex	Age	Race	Weight	Stature
Heiler (1967)	51	M	24-26 mo.	Eskimo		83.90 (33.03)
Heiler (1967)	69	M	24-26 mo.	Eskimo	13.90 (30.64)	
Heiler (1967)	44	F	24-26 mo.	Eskimo		83.60 (32.91)
Heiler (1967)	69	F	24-26 mo.	Eskimo	13.70 (30.20)	
Heiler (1967)	60	M	27-29 mo.	Eskimo		86.80 (34.17)
Heiler (1967)	89	M	27-29 mo.	Eskimo	14.60 (32.19)	
Heiler (1967)	56	F	27-29 mo.	Eskimo		85.00 (33.46)
Heiler (1967)	83	F	27-29 mo.	Eskimo	13.80 (30.42)	
Heiler (1967)	75	M	30-32 mo.	Eskimo		88.70 (34.92)
Heiler (1967)	100	M	30-32 mo.	Eskimo	15.00 (33.07)	
Heiler (1967)	72	F	30-32 mo.	Eskimo		87.70 (34.53)
Heiler (1967)	98	F	30-32 mo.	Eskimo	14.60 (32.19)	
Heiler (1967)	59	M	33-35 mo.	Eskimo		91.10 (35.87)
Heiler (1967)	81	M	33-35 mo.	Eskimo	15.40 (33.95)	
Heiler (1967)	61	F	33-35 mo.	Eskimo		89.70 (35.31)
Heiler (1967)	76	F	33-35 mo.	Eskimo	14.90 (32.85)	
Heiler (1967)	30	M	3 yrs.	Eskimo	15.70 (34.61)	95.20 (37.48)
Heiler (1967)	27	F	3 yrs.	Eskimo	15.00 (33.07)	93.40 (36.77)
Heiler (1967)	30	M	4 yrs.	Eskimo	16.80 (37.04)	100.40 (39.52)
Heiler (1967)	30	F	4 yrs.	Eskimo	16.60 (36.60)	101.30 (39.88)
Heiler (1967)	19	M	5 yrs.	Eskimo	20.30 (44.75)	109.30 (43.03)
Heiler (1967)	30	F	5 yrs.	Eskimo	19.20 (42.34)	108.00 (42.52)
Heiler (1967)	25	M	6 yrs.	Eskimo	21.60 (47.62)	113.50 (44.68)
Heiler (1967)	21	F	6 yrs.	Eskimo	19.20 (42.33)	110.90 (43.66)
Heiler (1967)	29	M	7 yrs.	Eskimo	23.60 (52.03)	118.90 (46.81)
Heiler (1967)	24	F	7 yrs.	Eskimo	21.70 (47.84)	115.90 (45.63)
Heiler (1967)	24	M	8 yrs.	Eskimo	26.30 (57.98)	124.60 (49.05)

II. FOREIGN LONGITUDINAL (continued)

<u>Author</u>	<u>N</u>	<u>Sex</u>	<u>Age</u>	<u>Race</u>	<u>Weight</u>	<u>Stature</u>
Heller (1967)	21	F	8 yrs.	Eskimo	24.90 (54.89)	122.40 (48.18)
Heller (1967)	20	M	9 yrs.	Eskimo	29.30 (64.59)	128.30 (50.51)
Heller (1967)	22	F	9 yrs.	Eskimo	27.00 (59.52)	126.90 (49.96)
Heller (1967)	19	M	10 yrs.	Eskimo	32.00 (70.55)	133.60 (52.60)
Heller (1967)	20	F	10 yrs.	Eskimo	30.40 (67.02)	133.40 (52.52)
Heller (1967)	16	M	11 yrs.	Eskimo	34.20 (75.40)	139.50 (54.92)
Heller (1967)	14	F	11 yrs.	Eskimo	34.20 (75.40)	137.00 (53.94)
Heller (1967)	19	M	12 yrs.	Eskimo	36.90 (81.35)	141.80 (55.83)
Heller (1967)	15	F	12 yrs.	Eskimo	35.80 (78.92)	141.00 (55.51)
Heller (1967)	15	M	13 yrs.	Eskimo	39.30 (86.64)	143.80 (56.61)
Heller (1967)	17	F	13 yrs.	Eskimo	42.40 (93.48)	148.40 (58.43)
Heller (1967)	18	M	14 yrs.	Eskimo	43.00 (94.80)	149.10 (58.70)
Heller (1967)	7	F	14 yrs.	Eskimo	45.60 (100.53)	148.40 (58.43)

II. FOREIGN LONGITUDINAL

	Author	N	Sex	Age	Race	Weight	Stature	Comments
3)	Malcolm (1970)	31	M	15 mo.	Indian		70.70 (27.83)	Only note on method: Anthropometer & spring balance scale used. Location: New Guinea
	Malcolm (1970)	32	M	15 mo.	Indian	8.40 (18.52)		
	Malcolm (1970)	30	F	15 mo.	Indian		69.70 (27.44)	
	Malcolm (1970)	29	F	15 mo.	Indian	8.10 (17.86)		
	Malcolm (1970)	57	M	2 yrs.	Indian	9.70 (21.38)	76.70 (30.20)	
	Malcolm (1970)	60	F	2 yrs.	Indian		75.30 (29.65)	
	Malcolm (1970)	59	F	2 yrs.	Indian	9.30 (20.50)		
	Malcolm (1970)	48	M	3 yrs.	Indian	11.60 (25.57)	83.70 (32.95)	
	Malcolm (1970)	60	F	3 yrs.	Indian		82.80 (32.60)	
	Malcolm (1970)	58	F	3 yrs.	Indian	11.40 (25.13)		
	Malcolm (1970)	48	M	4 yrs.	Indian	13.20 (29.10)	88.80 (34.96)	
	Malcolm (1970)	47	F	4 yrs.	Indian	12.80 (28.22)	88.00 (34.65)	
	Malcolm (1970)	42	M	5 yrs.	Indian		94.10 (37.01)	
	Malcolm (1970)	43	M	5 yrs.	Indian	14.50 (31.97)		
	Malcolm (1970)	45	F	5 yrs.	Indian	13.60 (29.98)	92.50 (36.42)	
	Malcolm (1970)	78	M	6 yrs.	Indian		98.10 (38.62)	
	Malcolm (1970)	77	M	6 yrs.	Indian	15.80 (34.83)		
	Malcolm (1970)	42	F	6 yrs.	Indian	15.10 (33.29)	96.80 (38.11)	
	Malcolm (1970)	62	M	7 yrs.	Indian	17.00 (37.48)	101.80 (40.08)	
	Malcolm (1970)	63	F	7 yrs.	Indian	16.90 (37.26)	103.30 (40.67)	
	Malcolm (1970)	68	M	8 yrs.	Indian		105.30 (41.46)	
	Malcolm (1970)	66	M	8 yrs.	Indian	18.00 (39.68)		
	Malcolm (1970)	53	F	8 yrs.	Indian	18.60 (41.01)	107.10 (42.17)	
	Malcolm (1970)	47	M	9 yrs.	Indian		109.90 (43.27)	
	Malcolm (1970)	46	M	9 yrs.	Indian	19.30 (42.55)		
	Malcolm (1970)	43	F	9 yrs.	Indian	19.70 (43.43)	110.00 (43.31)	
	Malcolm (1970)	34	M	10 yrs.	Indian		112.20 (44.17)	

II. FOREIGN LONGITUDINAL

	Author	N	Sex	Age	Race	Weight	Stature	Comments
3)	Malcolm (1970)	36	M	10 yrs.	Indian	20.90 (46.08)		
	Malcolm (1970)	33	F	10 yrs.	Indian		112.60 (44.33)	
	Malcolm (1970)	32	F	10 yrs.	Indian	21.10 (46.52)		
	Malcolm (1970)	20	M	11 yrs.	Indian	23.10 (50.93)	117.50 (46.26)	
	Malcolm (1970)	13	F	11 yrs.	Indian		117.3 (46.18)	
	Malcolm (1970)	14	F	11 yrs.	Indian	22.20 (48.94)		
	Malcolm (1970)	32	M	12 yrs.	Indian		117.20 (46.14)	
	Malcolm (1970)	31	M	12 yrs.	Indian	24.00 (52.91)		
	Malcolm (1970)	21	F	12 yrs.	Indian		116.90 (46.02)	
	Malcolm (1970)	20	F	12 yrs.	Indian	22.80 (50.26)		
	Malcolm (1970)	36	M	13 yrs.	Indian	25.30 (55.78)	121.30 (47.76)	
	Malcolm (1970)	37	F	13 yrs.	Indian		124.30 (48.94)	
	Malcolm (1970)	38	F	13 yrs.	Indian	26.60 (58.64)		
	Malcolm (1970)	28	M	14 yrs.	Indian		126.30 (49.72)	
	Malcolm (1970)	27	M	14 yrs.	Indian	27.30 (60.19)		
Malcolm (1970)	40	F	14 Yrs.	Indian	30.10 (66.36)	130.30 (51.30)		

FOREIGN REFERENCES CITED

- Acheson, R.M. and Hewitt, D., "Physical Development in the English and the American Pre-School Child," Human Biology, 26:343-356, 1954.
- Heller, C.A., et. al., "Height, Weight and Growth of Alaskan Eskimos," Amer. J. Dis. Child., 113:338-44, March, 1967.
- Malcolm, I.A., "Growth and Development of the Bundi Child of the New Guinea Highlands," Human Biology, 42(2):293-328, May, 1970.
- Marshall, W.A., Ashcroft, M.T. and Bryan, G., "Skeletal Maturation of the Hand and Wrist in Jamaican Children," Human Biology, 42(3):419-435, September, 1970.
- McDowell, A.J., et al. "Height and Weight of Children in the United States, India and the United Arab Republic" Public Health Service, Publication No. 1000, Series 3, No. 14, 1970.
- Oxford, H.W., "Anthropometric Data for Educational Chairs," Sitting Posture, Sitzhaltung, Posture Assise, Taylor and Francis, Ltd., 1969.
- Smith, D.S. and Brown, M.L., "Growth Measures of a Selected Group of Preschool Children in Honolulu," Hawaii Med. J., 29:275-377, 1970.
- Thomson, J., "Weight and Height of Children Aged Four Years," Med. Officer, 93:317-318, 1955.

TABLE III

AMERICAN BIBLIOGRAPHY

AMERICAN BIBLIOGRAPHY

- Abernathy, E.M. "Relationships Between Mental and Physical Growth" Monogr. Soc. Res. Child Develop. Vol. 1, No. 7, 1936.
- Abernathy, J.R., et al. "Birth Weight, Gestation, and Crown-Heel Length as Response Variables in Multivariate Analysis" Amer. J. Public Health 56:1281-6, August, 1966.
- Abramowicz, M. "Heights of 12 Year Old Puerto Rican Boys in New York City: Origins of Differences" Pediatrics 43:427-9, March, 1969.
- Affleck, G.B. "A Minimum Set of Tentative Physical Standards for Children of School Age" Ped. Sem. 27:324-353, 1920.
- Alden, F.D. and Top, H. "Experiment on the Relation of Posture to Weight, Vital Capacity and Intelligence" Amer. Physical Educ. Assoc. Res. Quart. 2:38-41, 1931.
- Anderson, M. and Green, W.T. "Length of the Femur and the Tibia. Norms Derived from Orthoroentgenograms of Children from 5 Years of Age Until Epiphysial Closure" Amer. J. Dis. Child. 75:279-290, 1948.
- Anderson, T.W. "Weighted Strength Tests for the Prediction of Athletic Ability in High School Girls" Amer. Physical Educ. Assoc. Res. Quart. 7:136-142, 1936.
- Asmussen, E. and Heeboll-Nielsen, K. "Physical Performance and Growth in Children" J. Appl. Physiol. 8:371-80, January, 1956.
- Bailit, H.L., et al. "Some Factors Related to Size and Intelligence in an Institutionalized Anthropometric Study" J. Pediat. 71:897-909, December, 1967.
- Bakwin, H. and Bakwin, R.M. "Body Build in Infants" J. Clin. Invest. 10:369-403, 1931.
- Bakwin, H. and Bakwin, R.M. "Body Build in Infants vs. Anthropometry in the New-Born" Hum. Biol. 6:612-626, 1934.
- Bakwin, H. and Bakwin, R.M. "External Dimensions of the New-Born" Amer. J. Dis. Child. 48:1234-36, December, 1934.
- Bakwin, H. and Bakwin, R.M. "Growth of Thirty-Two External Dimensions During the First Year of Life" J. Pediat. 8:177-183, 1936.
- Baldwin, B.T. "Physical Growth and Progress" Bull. 10, U.S. Bureau Education, Washington, D.C., 1914.
- Baldwin, B.T. "A Measuring Scale for Physical Growth and Physiological Age" Fifteenth Yearbook of the National Society for the Study of Education. Part I: Standards and Tests for the Measurement of the Efficiency of Schools and School Systems. Public School Publishing Co., Bloomington Illinois, 1916.

- Baldwin, B.T. "The Physical Growth of Children" Iowa Univ. Studies in Child Welfare 1:1-411, 1921.
- Baldwin, B.T. "Anthropometric Measurements" Mental and Physical Traits of a Thousand Gifted Children, edited by L.M. Terman. Genetic Studies of Genius, 1:135-171, Stanford Univ. Press, 1925.
- Baldwin, B.T. Anthropometric Measurements of Children and Adults with Bibliography of Anthropometry Iowa Child Welfare Research Station, 1927.
- Baldwin, B.T., Wood, T.D., and Woodbury, R.D. "Weight-Height-Age Tables" Mother & Child Amer. Child Hlth. Ass., Washington, July Supp., 1923.
- Baldwin, W.R. "The Relationship Between Axial Length of the Eye and Certain Other Anthropometric Measurements of Myopes" Amer. J. Optom. 41:513-22, September, 1964.
- Barber, C.R. and Hewitt D. "Growth of the Skull in Young Children, II: Changes in Head Shape" J. Neurol. Neurosurg. Psychiat. 19:54-56, 1956.
- Bardeen, C.R. "The Height-Weight Index of Build in Relation to Linear and Volumetric Proportions and Surface Area of the Body During Postnatal Development" Contributions to Embryology 9(46):483-554, 1920.
- Baum, M.P. and Vickers, V.S. "Anthropometric and Orthopedic Examination" Child Develop. 12:339-345, 1941.
- Bayer, L.M. and Bayley, N. Growth Diagnosis Chicago Univ. Chicago Press, 1959.
- Bayer, L.M. and Gray, H. "The Hand: Method of Measurement" Amer. J. Phys. Anthropol. 17:379-415, January-March, 1933.
- Bayer, L.M. and Gray, H. "Plotting of a Graphic Record of Growth for Children Aged from 1 to 19 Years" Amer. J. Dis. Child. 50:1408-1417, 1935.
- Bayley, N. and Davis, F.C. "Growth Changes in Bodily Size and Proportions During the First Three Years" Biometrika 27:26-87, 1935.
- Bayley, N. "Growth Changes in the Cephalic Index During First Five Years of Life" Hum. Biol. 8:1-18, 1936.
- Bayley, N. "Growth Curves of Height and Weight by Age for Boys and Girls, Scaled According to Physical Maturity" J. Pediat. 48:187-194, 1956.
- Benedict, F.G. and Talbot, F.B. "Metabolism and Growth from Birth to Puberty" Carnegie Inst. (Wash.) Publ. 302, 1921.
- Bennett, H.E. School, Posture and Seating Ginn & Co., Boston, 1928.
- Berg, G.J. "Relationship Between Selected Body Measurements and Success in the Standing Broad Jump. 231 Elementary School Children" Washington State University, M.S. Thesis in Physical Education, 1968.

- Bivings, L. "Racial, Geographic, Annual, and Seasonal Variations in Birth Weights" Amer. J. Obstet. Gynec. 27:725-28, May, 1934.
- Blais, M.M., Green, W.T., and Anderson, M. "Lengths of the Growing Foot" J. Bone Joint Surg. 38(A):998-1000, 1956.
- Blomquist, B., et al. "The Effect of Physical Activity on the Body Measurements and Work Capacity of Overweight Boys" Acta Paediat. Scand. 54:566-72, November, 1965.
- Boas, F. "The Growth of Toronto Children" Rep. U.S. Commissioner of Education, Vol. 2, p. 1541-1599, 1896-7.
- Boas, F. "Growth" Monroe's Cyclopedia of Education Vol. 3, p. 187, 1912.
- Boas, F. "The Growth of Children as Influenced by Environmental and Hereditary Conditions" School and Society 17:305-308, 1923.
- Boas, F. "Studies in Growth" Hum. Biol. 4:307-350, 1932.
- Boas, F. and Wissler, C. Statistics of Growth Rep. U.S. Commissioner of Education, p. 25, 1904.
- Bobbitt, J.F. "The Growth of Philippine Children" Ped. Sem. 16:137-168, 1909.
- Bookwalter, K.W. "Grip Strength Norms for Males" Amer. Physical Educ. Assoc. Res. Quart. 21:249-273, 1950.
- Bowditch, H.P. The Growth of Children Report Massachusetts Board of Health, 1875.
- Bowditch, H.P. "The Growth of Children: A Supplementary Investigation" Rand, Avery & Co., Boston, 1879, reprinted from Rep. Bd. Health Mass. 10:35-62, 1879.
- Boyd, E. and Scammon, R.E. The Growth of the Surface Area of the Human Body University of Minnesota Press, 1925.
- Boyd, E. "The Experimental Error Inherent in Measuring the Growing Human Body" Amer. J. Phys. Anthrop. 13:389-432, 1929.
- Boyd, E. "The Specific Gravity of the Human Body" Hum. Biol. 5:646-72, December, 1933.
- Boyd, J.D. "Clinical Appraisal of Infants' Head Size" Amer. J. Dis. Child. 69:71, 1945.
- Boynton, B. "The Physical Growth of Girls. A Study of the Rhythm of Physical Growth from Anthropometric Measurements on Girls Between Birth and 18 Years" Iowa Univ. Studies in Child Welfare, Vol. 12(4), 1936.
- Brenton, H. "Climate and Race as Factors Influencing the Weight of the New-Born" Amer. J. Phys. Anthrop. 5:237, 1922.

- Brockington, C.F. "Further Observations on the Relationship between Gain in Weight and Diet in Children" Public Health 52:307-10, July, 1939.
- Brodie, A.G. "Some Recent Observations on the Growth of the Face and Their Implications to the Orthodontist" Amer. J. Orthodont. 26:741-57, August, 1940.
- Brown, A.P. "Comparative Size of Rural and Urban Utah School Children as Determined by the Weight-Height-Age Relationship" Utah Agricultural Experimental Station Bulletin 266, 1936.
- Brozek, J. Body Measurements and Human Nutrition Wayne State University Press, Detroit, 1956.
- Bruch, H. "Obesity in Childhood: I. Physical Growth and Development of Obese Children" Amer. J. Dis. Child. 58:457-84, September, 1939.
- Bruch, H. and Touraine, G. "Obesity in Childhood: V. The Family Frame of Obese Children" Psychosom. Med. 2:141-206, April, 1940.
- Burdi, A.R., Huelke, D.F., Snyder, R.G., and Lowrey, G.H. "Infants and Children in the Adult World of Automobile Safety Design: Pediatric and Anatomical Considerations for Design of Child Restraints" J. Biomech. 2:267-230, 1969.
- Burgess, M.A. "The Construction of Two Height Charts" J. Amer. Statist. Assoc. 32:290-310, 1937.
- Burley, L.R., Dobell, H.C., and Farrell, B.J. "Relations of Power, Speed, Flexibility, and Certain Anthropometric Measures of Junior High School Girls" Amer. Physical Educ. Assoc. Res. Quart. 32:443-48, December, 1961.
- Burk, F. "Growth of Children in Height and Weight" Amer. J. Psychol. 9:253, 1898.
- Burke, B. and Stuart, H.C. "Interrelations Between Diet, Illness, and Certain Physical Variables" Monogr. Soc. Res. Child Develop. Vol. VIII, 1943.
- Buxton, D. "Extension of the Kraus-Weber Test" Amer. Physical Educ. Assoc. Res. Quart. 28:210, 1957.
- Carey, T.F. "An Anthropometric Measuring Board" Child Develop. 7:57-59, 1936.
- Carey, T.F. "The Relation of Physical Growth to Developmental Age in Boys" Cent. Res. Child Dev. Vol. 1, 1936.
- Carpenter, A. "Strength Testing in the First Three Grades" Amer. Physical Educ. Assoc. Res. Quart. 13:328, 1942.
- Carpenter, A. "The Measurements of General Motor Capacity and General Motorability in the First Three Grades" Amer. Physical Educ. Assoc. Res. Quart. 13:444, 1942.

- Cates, H.A. and Goodwin, J.C. "The Twelve-Day Old Baby" Hum. Biol. 8:443-50, 1936.
- Cattell, P. "Preliminary Report on the Measurement of Ossification of the Hand and Wrist" Hum. Biol. 6:454-71, September, 1934.
- Chapin, H.D. "A Plan of Infantile Measurements" Med. Rec. [New York] 46:649-651, 1894.
- Cheek, D.B., et al. "Body Water, Height, and Weight During Growth in Normal Children" Amer. J. Dis. Child. 112:312-7, October, 1966.
- Christopher, W.S. "Measurements of Chicago School Children" J.A.M.A. 35:618-623, 683-687, 1900.
- Clark, G. "A Method of Computing the Cross-section of the Chest for Children at Seven, Eight, and Nine Years" Hum. Biol. 2:539-546, 1930.
- Clark, G. "Differences in Measurements Made in the Nude and Clothed Children Between 7-9 Years of Age" Child Develop. 1:343-5, 1930.
- Clark, T., Sydenstricker, E. and Collins, S.D. "Heights and Weights of School Children" Public Health Rep. 38:1185, 1922.
- Clarke, H.H. and Carter, G.H. "Oregon Simplifications of the Strength and Physical Fitness Indices" Amer. Physical Educ. Assoc. Res. Quart. 30:3, 1959.
- Clarke, H.H. and Degutis, E.W. "Comparison of Skeletal Age and Various Physical and Motor Factors with Pubescent Development of 10, 13, and 16 Year Old Boys" Amer. Physical Educ. Assoc. Res. Quart. 33:356-68, October, 1962.
- Clarke, H.H. and Degutis, E.W. "Relationships Between Standing Broad Jump and Various Maturational, Anthropometric, and Strength Tests of 12 Year Old Boys" Amer. Physical Educ. Assoc. Res. Quart. 35:258-64, October, 1964.
- Clarke, H.H., Geser, R. and Hunsdon, S. "Comparison of Upper Arm Measurements by Use of Roentgenograms and Anthropometric Techniques" Child Develop. Abstracts and Bibliog. 31:161, October-December, 1957.
- Clarke, H.H., Irving, R.N. and Health, G.H. "Relation of Maturity, Structural, and Strength Measures to the Somatotypes of Boys 9 Through 15 Years of Age" Amer. Physical Educ. Assoc. Res. Quart. 32:449-60, December, 1961.
- Clarke, H.H. and Jarman, B.O. "Scholastic Achievement of Boys 9, 12, and 15 Years of Age as Related to Various Strength and Growth Measures" Amer. Physical Educ. Assoc. Res. Quart. 32:155-62, May, 1961.
- Clarke, H.H. and Petersen, K.H. "Contrast of Maturational, Structural, and Strength Characteristics of Athletes and Nonathletes 10 to 15 Years of Age" Amer. Physical Educ. Assoc. Res. Quart. 32:163-76, May, 1961.
- Clarke, H.H. and Shelley, M. "Maturity, Structure, Strength, Motor Ability and Intelligence Test Profiles of Outstanding Elementary and Junior High School Athletes" Physical Educator 18:132-36, December, 1961.

- Clough, H.D. "A Photographic Method for Studying the Growth and Nutrition of Children" Soc. Expt. Biol. and Med. Proc. 21:422, 1924.
- Clough, H.D. and Murlin, J.R. "Permanent Records of Growth and Nutrition of Children" Amer. J. Dis. Child. 36:425-433, 1928.
- Cohen, M.B. and Abram, L.E. "Growth Patterns of Allergic Children" J. Allerg. 19:165-71, 1948.
- Collins, S.D. and Clark, T. "Physical Measurements of Boys and Girls of Native White Race Stock (Third Generation Native Born) in the United States" Public Health Rep. 44:1059-1083, 1929.
- Craig, J.O. "The Heights of Glasgow Boys: Secular and Social Influences" Hum. Biol. 35:524-39, December, 1963.
- Cremer, A.G., et al. "Relationships Between Weight Height-Ratios, Other Body Measurements, and Self Perception of Body Contours" Amer. Physical Educ. Assoc. Res. Quart. 39:908-14, December, 1968.
- Crispen, S., et al. "Nutritional Status of Pre-school Children II. Anthropometric Measurements and Interrelationships" Amer. J. Clin. Nutr. 21:1280-4, November, 1968.
- Crum, F.S. "Anthropometric Statistics of Children-Ages Six to Forty-Eight Months" Publ. Amer. Statist. Assoc. 15:332-336, 1916.
- Culley, W.J., et al. "Heights and Weights of Mentally Retarded Children" Amer. J. Ment. Defic. 68:203-10, September, 1963.
- Damon, A. "Notes on Anthropometric Technique I. Stature Against a Wall and Standing Free" Amer. J. Phys. Anthropol. 22:73-7, March, 1964.
- Darrow, D.C. "The Significance of Body Size" Amer. J. Dis. Child. 98:416-25, October, 1959.
- Davenport, C.B. "Body-build and its Inheritance" Carnegie Inst. of Washington Publ. No. 329 (Paper No. 3 of the Department of Eugenics), Pp. vi, 176, 1923.
- Davenport, C.B. "The Growth of the Human Foot" Amer. J. Phys. Anthropol. 17:167-211, October-December, 1932.
- Davenport, C.B., Steggerda, M., and Drager, W. "Critical Examination of Physical Anthropometry in the Living" Proc. Amer. Acad. Arts and Sci. 69:265-84, 1934.
- Davenport, C.B., et al. "Growth" Ann. Rev. Physiol. 1:81-108, 1939.
- Dawson, H.L. "Technics for Measuring Infants" J. Pediat. 9:187, 1936.
- Dayton, N.A. "Height, Weight and Intelligence Relationships in 3,553 Retarded School Children" New Eng. J. Med. 199:934-938, 1928.
- Dearborn, W.F., et al. "Data on the Growth of Public School Children" Monogr. Soc. Res. Child Develop. Vol. 3, no. 1, 1938.

- Dearborn, W.F. "The Mental and Physical Development of Public School Children" School and Society 41:585-93, May 4, 1935.
- DeBusk, B.W. "The Vital Index in Development" Ped. Sem. 24:1-18, 1917.
- Dimock, H.S. "A Research in Adolescence: I. Pubescence and Physical Growth" Child Develop. 6:177-95, September, 1935.
- Dodge, C. "Weight of Colored Infants" Amer. J. Phys. Anthropol. 10:337, 1927.
- Drowatzky, J.N. Mental, Social, and Maturity and Physical Characteristics of Boys Underaged and Normal-aged Elementary School Grades. Ed.D. in Physical Education. 200 p. Univ. of Oregon, 1965.
- Dubin, L.I. Height and Weight Standards in Nutrition Work Among Children of Foreign Parentage. New York: N.Y. Nutrition Council, 1921.
- Dugdale, A.E., Chen, S.T., and Hewitt, G. "Patterns of Growth and Nutrition in Childhood" Amer. J. Clin. Nutr. 23:1280-7, October, 1970.
- Dunham, D.C., et al. "Physical Status of Two Hundred and Nineteen Pueblo Indian Children" Amer. J. Dis. Child. 53:739-749, March, 1937.
- Elderton, E.M. "Height and Weight of School Children in Glasgow" Biometrika 10:288, 1914-15.
- Eliot, M.M. The Effect of Tropical Sunlight on the Development of Bones of Children in Puerto Rico. U.S. Dept. of Labor Children's Bureau Publication No. 217. Washington, D.C.: Government Printing Office, 1933.
- Eppright, E.S. and Sidwell, V.C. "Physical Measurements of Iowa School Children" J. Nutr. 54:543-556, 1954.
- Faber, H.K. "Study of Growth of Infants in San Francisco with a New Form of Weight Chart" Arch. Pediat. Bd. 37:244, 1920.
- Faber, H.K. "Variability in Weight for Height in Children of School Age" Amer. J. Dis. Child. 30:328-335, 1925.
- Faber, H.K. "A Weight Range Table for Children from 5 to 15 Years of Age" Amer. J. Dis. Child. 38:758-761, 1929.
- Falkner, F. "Some Physical Measurements in the First Three Years of Life" Arch. Dis. Child. 33:1, 1957.
- Falkner, F. "The Measurement of Physical Growth in the Pediatrician's Office" Pediat. Clin. N. Amer. 8:13, 1961.
- Falkner, F. "Some Physical Growth Standards for White North American Children" Pediatrics 29:467-74, March, 1962.
- Falkner, F., et al. "Some International Comparisons of Physical Growth in the First Two Years of Life" Courrier (Paris) 8:1, 1958.
- Ferris, B.G. and Smith, C.W. "Maximum Breathing Capacity and Vital Capacity in Female Children and Adolescents" Pediatrics 12:341-352, 1953.

- Fleming, R.M. "A Study of Growth and Development. Observations in Successive Years on the Same Children with Statistical Analysis by W.J. Martin." Med. Res. Com. Spec. Rep. Series No. 190, London, H.M. Stationery Office, 1933.
- Flory, C.D. "A Study of the Carpal Bones of Normal Children From Birth to Maturity" Abstract No. 3, Child Develop. Abstr. 8:1, 1934.
- Flory, C.D. "Predicting Puberty" Child Develop. 6:1-6, March, 1935.
- Flory, C.D. "Sex Differences in Skeletal Development" Child Develop. 6:205-12, September, 1935.
- Flory, C.D. "Osseous Development in the Hand as an Index of Skeletal Development" Monogr. Soc. Res. Child. Develop. Vol. 1, No. 3, 1936.
- Floyd, W.F., et al. "Anthropometric and Physiological Considerations in School, Office and Factory Seating" Ergonomics 12:132-9, March, 1969.
- Francis, C.C. "The Appearance of Centers of Ossification from 6 to 15 Years" Amer. J. Phys. Anthropol. 27:127-38, June, 1940.
- Francis, C.C. "Factors Influencing Appearance of Centers of Ossification during Early Childhood" Amer. J. Dis. Child. 57:817-30, April, 1939.
- Francis, C.C., Werle, P.P. and Behm, A. "The Appearance of Centers of Ossification from Birth to 5 Years" Amer. J. Phys. Anthropol. 24:273-99, January, 1939.
- Frank, L.K. "The Problem of Child Development" Child Develop. 6:7-18, March, 1935.
- Frank, L.K. "Structure, Function and Growth" Philosophy of Science 2:210-35, April, 1935.
- Franzen, R. "Physical Measures of Growth and Nutrition" School Health Research Monograph, No. 2. New York: American Child Health Association, 1929.
- Freeman, F.N. and Carter, T.M. "A New Measure of the Development of the Carpal Bones and its Relation to Physical and Mental Development" J. Educ. Psychol. 15:257-270, 1924.
- Freeman, R.G. "Weights and Measurements of Infants and Children in Private Practice Compared with Institution Children and Schoolchildren" Amer. J. Dis. Child. 8:321-326, November, 1914.
- Frisch, R.E., et al. "Height and Weight at Menarche and a Hypothesis of Critical Body Weights and Adolescent Events" Science 169:397-9, July 24, 1970.
- Fryer, B., et al. "Growth of Preschool Children in the North Central Region" J. Amer. Diet. Ass. 60:30-37, 1972.
- Gesell, A. and Thompson, H. "The Anthropometric Examination" chap. 6, The Psychology of Early Growth, Macmillan Co., New York, 1938.
- Geser, L.R. Skinfold Measures of Twelve-Year-Old Boys as Related to Various Maturity, Physique, Strength, and Motor Measures. Ph.D. in Physical Education. 144 p. Univ. of Oregon, 1965.

- Goldstein, M. "Changes in Dimensions and Form of the Face and Head With Age" Amer. J. Phys. Anthrop. 22:37-89, 1936.
- Goldstein, M. "Weight. A Survey of Differences of Method Instruments" Amer. J. Phys. Anthrop. 22:437-66, 1937.
- Goldstein, M. "Development of the Head in the Same Individuals" Hum. Biol. 2:197-219, 1939.
- Grandprey, M.B. "Range of Variability in Weight and Height of Children Under Six Years of Age" Child Develop. 4:26-35, March, 1933.
- Gray, H. "Sitting-Height and Stem-Length in Private School Boys" Amer. J. Dis. Child. 23:406-418, 1922.
- Gray, H. "The Relation of Weight to Chest-Girth, Stature and Stem-Length" Amer. J. Phys. Anthrop. 5:251-57, 1922.
- Gray, H. "Chest Depth" Amer. J. Phys. Anthrop. 20:1-4, April-June, 1935.
- Gray, H. "Individual Growth Rates from Birth to Maturity for 15 Physical Traits" Hum. Biol. 13:306-33, 1941.
- Gray, H. and Ayres, J.G. "Growth and Private School Children (with Averages and Variabilities Bases on 3,110 Measurements on Boys and 1,470 on Girls from the Ages of 1 to 19 Years)" Behavior Research Fund Monogr. 1931.
- Gray, H. and Faber, H.K. "Individual Growth Records of Two Healthy Girls from Birth to Maturity" Amer. J. Dis. Child. 59:255-80, February, 1940.
- Gray, H. and Walker, A.M. "Length and Weight" Amer. J. Phys. Anthrop. 4:231-8, 1921.
- Greenwood, J. "Heights and Weights of Children" Amer. Publ. Health. Ass. s. 199, 1891.
- Greenwood, J.M. "Heights and Weights of Children" Twentieth Annual Report, Board of Education, Kansas City Public Schools, Kansas City, Mo., 1891.
- Griffitts, C.H. "The Inadequacy of Strength Norms" Amer. Physical Educ. Assoc. Res. Quart. 6:117-124, 1935.
- "Growth-Rates:--Physical and Mental" Eugenical News 18:102-3, September-October, 1933.
- Hall, D.M. "Motor Fitness Tests for Farm Boys" Amer. Physical Educ. Assoc. Res. Quart. 13:432, 1942.
- Hall, D.M. "Endurance Tests for 4-H Club Members" Amer. Physical Educ. Assoc. Res. Quart. 22:37, 1951.
- Hall, D.M. "Selection and Standardization of Strength Tests for 4-H Club Members" Amer. Physical Educ. Assoc. Res. Quart. 27:285, 1956.

- Hamill, P.V., Johnston, F.E. and Grams, M.A. Height and Weight of Children - United States, Public Health Publication No. 1000 - Series 11, No. 104. Government Printing Office, Washington, D.C., 1970.
- Hammet, F.S. "The Relation Between Growth, Capacity, and Weight at Birth" Amer. J. Physiol. 45:396, 1918.
- Hardy, M.C. "Anthropometric Studies from the McCormick Fund" Hum. Biol. 10:285-305, 1938.
- Hardy, M.C. "Frequent Illness in Childhood, Physical Growth and Final Size" Amer. J. Phys. Anthropol. 23:241-60, January, 1938.
- Harris, J.A., Jackson, C.M., Paterson, D.G., and Scammon, R.E. The Measurement of Man, Minneapolis, University of Minnesota Press, 1930.
- Harrison, J.C. "The Construction of Cable-Tension Strength Test Norms for Boys Seven, Nine, Twelve, and Fifteen Years of Age" M.S. in Physical Education, University of Oregon (Eugene) 1958.
- Harrison, J.C. "The Relationship Between Selected Physical and Motor Factors and the Skeletal Maturity of Nine-, Twelve-, and Fifteen-Year-Old Boys" Ph.D. in Physical Education. University of Oregon, 1959.
- Harrison, J.M., et al. "Normal Standards for the Relationships Between the Length of Limbs and of Limb Segments in Young British Women. A Photogrammetric Study" Hum. Biol. 42:90-104, February, 1970.
- Hastings, W.W. "A Manual for Physical Measurements for Use in Normal Schools, Public and Preparatory Schools, Boys' Clubs, Girls' Clubs, and Young Men's Christian Associations, with Anthropometric Tables for each Height of Each Age and Sex from Five to Twenty Years, and Vitality Coefficients" Springfield, Mass.: The International Young Men's Christian Association Training School, Pp. xviii, 112, 1902.
- Hathaway, M.L. Height and Weight of Children and Youths in the United States. Home Economics Research Report No. 2, USDA, Washington, D.C., (PB 179720), October, 1957.
- Heap, S.A. and Grenier, E.P. The Design and Development of a More Effective Child Restraint Concept. Preprint #680002, Society of Automotive Engineers, Detroit, Michigan, 1968.
- Hedger, C. "The School Children of the Stockyards District" Tr. 15th Internat. Cong. Hygiene and Demography 3:170-188, 1913.
- "Height-Weight-Age Tables for Children" (Editorial.) J.A.M.A. 101:369-70, July 29, 1933. (Reprinted in Amer. J. Phys. Anthropol. 18:155-57, July-September, 1933.)
- Hejinian, L. and Hatt, E. "The Stem-Length Recumbent Length Ratio as an Index of Body Type in Young Children" Amer. J. Phys. Anthropol. 13:287-307, 1929.
- Hellman, M. "Nutrition, Growth and Dentition" Dent. Cosmos. 65:34-49, January, 1923.

- Hellman, M. "Growth of the Face and Occlusion of the Teeth in Relation to Orthodontic Treatment" International Journal of Orthodontia and Dentistry for Children 19:1116-47, November, 1933.
- Herskovits, M.J. "Some Observations on the Growth of Colored Boys" Amer. J. Phys. Anthropol. 7:439-446, 1924.
- Herskovits, M.J. The Anthropometry of the American Negro, New York, Columbia University Press, 1930.
- Hertzber, H.T.E. and Saul, F.P. "The Lange - U.S. Air Force Contourmeter, A New Type of Measuring Device" Paper Presented at 24th Annual Meeting of the American Association of Physical Anthropologists, Philadelphia, Pa. April, 1955.
- Hess, J.H., et al. "Physical and Mental Growth of Prematurely Born Children" Chicago, University of Chicago Press, pp. 57-120, 1934.
- Higsons, R.A. and Peatman, J.G. "A Study of Growth Norms from Birth to Five Years for Children Reared with Optimal Pediatric and Home Care" Transactions of the American Therapeutic Society 38:96-99, 1938.
- Hill, L.M. "Changes in the Proportions of the Female Foot During Growth" Amer. J. Phys. Anthropol. 16:349-366, September, 1958.
- Hindmarch, R.G. "The Relationship Between Various Anthropometric and Physical Performance Tests and Selected Trunk Flexibility Criteria" M.S. in Physical Education, University of Oregon, 1959.
- Hollingworth, L.S. and Taylor, G.A. "Studies of Physical Condition and Growth: B2. Size and Strength of Children who Test Above 135 IQ" [In] Twenty-Third Yearbook of the National Society for Study of Education, Part I: The Education of Gifted Children. Bloomington, Ill.: Public School Publishing Co., (p.221-237), 1924.
- Hooton, E.A., et al. A Survey in Seating. Gardner, Mass., Heywood-Wakefield, 1945.
- Hopkins, J.W. "Height and Weight of Ottawa Elementary School Children of Two Socio-Economic Strata" Hum. Biol. 19:68-82, May, 1947.
- Howells, W.W. "Criteria for Selection of Osteometric Dimensions" Amer. J. Phys. Anthropol. 30:451-457, March, 1969.
- Hrdlicka, A. "Anthropological Investigations on 1,000 White and Colored Children of Both Sexes" 47th Annual Report, New York Juvenile Asylum, 1899.
- Hrdlicka, A. "On the Stature of the Indians of the Southwest and of Northern Mexico." Putnam Anniv. Vol. Anthropol. Essays, New York, p. 405, 1909.
- Hrdlicka, A. Practical Anthropometry. Philadelphia: The Wistar Institute, 1939.
- Iowa Child Welfare Research Station: "Physical Traits of Young Children: Report of Measurements of One Hundred and Fifty Boys and One Hundred and Sixty-Seven Girls from Three to Six Years of Age" Amer. J. Dis. Child. 38:541-546, 1929.

- Ito, P.K. "Anthropometric Study of New-Born Infants of Japanese Parents in America" Amer. J. Dis. Child. 52:321, 1936.
- Jackson, R.L. "Somatic Growth of Children in the United States" Missouri Med. 66:807-16, October, 1969.
- Jelliffe, D.B. and Jelliffe, E.F. "Age-Independent Anthropometry" Amer. J. Clin. Nutr. 24:1377-9, December, 1971.
- Jelliffe, D.B. "Field Anthropometry Independent of Precise Age" J. Pediat. 75:334-5, August, 1969.
- Jenss, R.M. and Souther, S.P. Methods of Assessing Physical Fitness of Children. Washington, D.C.: U.S. Dept. Labor, Child. Bur., Publ. No. 263, 1940.
- Johnson, B. "Mental Growth of the Children in Relation to Rate of Growth in Bodily Development" A Report of the Bureau of Educational Experiments, New York City. New York: E.P. Dutton, 1925.
- Johnson, D.W. "An Anthropometric Study of Negro and Caucasian Boys Ages Nine and Ten" Western Illinois University, M.S. thesis in Education, 1970.
- Jones, H.E. "The Sexual Maturing of Girls as Related to Growth in Strength" Amer. Physical Educ. Assoc. Res. Quart. 18:135, 1947.
- Jones, H.E. and Bayley, N. "The Berkely Growth Study" Child Develop. 12:167-173, 1941.
- Kasius, R.V., et al. "Maternal and Newborn Nutrition Studies at Philadelphia Lying-In Hospital. Newborn Studies III. Size and Growth of Babies During the First Three Months of Life" Milbank Memorial Fund Quarterly 33:341-367, 1955.
- Kasius, R.V., et al. "Maternal and Newborn Nutrition Studies at Philadelphia Lying-In Hospital. Newborn Studies V. Size and Growth of Babies During the First Year of Life" Milbank Memorial Fund Quarterly 35:321-372, 1957.
- Kelly, H.J. and Redfield, J.E. "Physical Growth from Birth to Maturity" Rev. Ed. Res. 11:573-591, 1941.
- Kelly, H.J. and Reynolds, L. "Appearance and Growth of Ossification Centers and Increase in Body Dimensions of White and Negro Infants" Amer. J. Roentgen. 57:477, 1947.
- Keyfitz, N. "A Height and Weight Survey of Toronto Elementary School Children, 1939" Ottawa: Department of Trade and Commerce, Dominion Bureau of Statistics, 1942.
- Keys, A. "Recommendations Concerning Body Measurements for the Characterization of Nutritional Status" Hum. Biol. 28:111-123, 1956.
- King, B.G., Paul, E.C., and Sptiznagel, C.R. Children's Automobile Safety Restraints: Characteristics and Body Measurements, Reprint 690467, Society of Automotive Engineers, New York, N.Y., 1969.

- Kirchner, G. and Glines, D. "Comparative Analysis of Eugene, Oregon Elementary School Children Using the Kraus-Weber Test of Minimum Muscular Fitness" Amer. Physical Educ. Assoc. Res. Quart. 28:16, 1957.
- Knott, V. "Physical Measurement of Young Children: A Study of Anthropometric Reliabilities for Children Three to Six Years of Age" University of Iowa Studies, Studies in Child Welfare, 18(3):1-99, 1941.
- Knott, V.B. "Stature, Leg Girth, and Body Weight of Puerto-Rican Private School Children" Growth 27:157-74, September, 1963.
- Kornfeld, W. "Chest Development in Early Childhood" J. Pediat. 42:715-720, 1953.
- Kraus, H. "Minimum Muscular Fitness in School Children" Amer. Physical Educ. Assoc. Res. Quart. 25:178, 1954.
- Krogman, W.M. Growth of Man, Tabulae Biologicae. Vol. XX. The Hague, Holland: W. Junk Publishing Co., 967 pp., 1941.
- Krogman, W.M. "A Handbook of the Measurement and Interpretation of Height and Weight in the Growing Child" Monogr. Soc. Res. Child Develop. 13(3): Serial #48, pp. 1-85, 1948 (Publ. 1950).
- Krogman, W.M. "The Physical Growth of the Child" Syllabus, Yearbook of Physical Anthropology 5:280-299, 1950.
- Krogman, W.M. "The Physical Growth of Children: An Appraisal of Studies 1950-1955" Monog. Soc. Res. Child Develop. 20: Serial #60, No. 1, pp. 1-91, 1956.
- Krogman, W.M. "The Growth of Philadelphia School-Age Children, 6-14 Years, Studied Serially, 1948-1958; A decennial Report" Philadelphia Center for Research in Child Growth, Philadelphia, Pa., 1959.
- Krogman, W.M. and Johnston, F.E. "The Physical Growth of Philadelphia White Children, Age 7-17 Years" Philadelphia Center for Research in Child Growth, Philadelphia, Pa., 1965.
- Krogman, W.M. "Growth of Head, Face Trunk, and Limbs in Philadelphia White and Negro Children of Elementary and High School Age" Monogr. Soc. Res. Child Develop. 35:1-80, May, 1970.
- Krogman, W.M. Child Growth University of Michigan Press, Ann Arbor, 1972.
- Lamb, M.W. and Michie, J.M. "Basal Metabolism of Nineteen Children from Two to Ten Years Old" J. Nutr. 53:93-104, 1954.
- Laycock, F. and Caylor, J.S. "Physiques of Gifted Children and Their Less Gifted Siblings" Child Develop. 35:63-74, March, 1964.
- Lincoln, E.A. "The Reliability of Anthropometric Measurements" Ped. Sem. and J. Genet. Psychol. 38:445-50, 1930.
- Lincoln, E.A. "Methods and Results in the Harvard Growth Study" Reprint from Harvard Teach. Rec. p. 10, February, 1935.

- Litchfield, H.R. "Effect of Yeast Extract (Vitamin B Complex) on Growth and Development of Premature Infants" Amer. J. Dis. Child. 57:546-53, March, 1939.
- Lloyd-Jones, O. "Race and Stature: A Study of Los Angeles School Children" Amer. Physical Educ. Assoc. Res. Quart. 12:83-97, 1941.
- Louttit, C.M. and Halford, J.F. "The Relation Between Chest Girth and Vital Capacity" Amer. Physical Educ. Assoc. Res. Quart. 1:34-35, 1930.
- Lucas, W.P. and Pryor, H.B. "Range and Standard Deviations of Certain Physical Measurements in Healthy Children" J. Pediat. 6:533, 1935.
- MacDonald, A. "Experimental Study of Children, Including Anthropological and Psycho-Physical Measurements of Washington School Children" Reports of the Commissioner of Education, United States Bureau of Education, Washington, D.C. Government Printing Office, Vol. 1, Pt. 1., N.D.
- MacDonald, A. "Study of School Children" Report U.S. Commissioner of Education, p. 989, 1897-8.
- MacNair, V. "Effect of a Dietary Supplement on Ossification of the Bones of the Wrist in Institutional Children: II. Effect of a Cod Liver Oil Supplement" Amer. J. Dis. Child. 58:295-319, August, 1939.
- Maglischo, C.W. "Bases of Norms for Cable Tension Strength Tests for Upper Elementary, Junior High and Senior High School Girls" Amer. Physical Educ. Assoc. Res. Quart. 39:595-603, October, 1968.
- Malina, R.M. and Johnson, P.F. "Relations Between Bone, Muscle and Fat Widths in the Upper Arms and Calves of Boys and Girls Studied Cross-Sectionally at Ages 6-16 Years" Hum. Biol. 39:211-223, September, 1967.
- Mann, A.W., Driezen, S. and Pyle, S.I. "The Red Graph and the Wetzel Grid as Methods of Determining the Symmetry of Status and Progress During Growth" J. Pediat. 32:137-50, 1948.
- Manuel, H.T. "Physical Measurements of Mexican Children in American Schools" Child Develop. 5:237-252, 1934.
- Maresh, M.M. "Growth of the Major Long Bones in Healthy Children: A Preliminary Report on Successive Roentgenograms of the Extremities from Early Infancy to 12 Years of Age" Amer. J. Dis. Child. 66:227-257, 1943.
- Maresh, M.M. "Linear Growth of Long Bones of Extremities from Infancy Through Adolescence, Continuing Studies" Amer. J. Dis. Child. 89:725-742, 1955.
- Marlatt, A., Patton, M.B., Eppright, E. and Hathaway, M. "Physical Measurement of School Children" Federal Proceedings, 11(1):449, 1952.
- Marshall, E.L. "A Multiple Factor Study of 18 Anthropometric Measurements of Iowa City Boys Aged 9 Days to 6 Years" J. Exper. Educ. Ann Arbor, 218-28, 1936.
- Marshall, E.L. "The Objectivity of Anthropometric Reliabilities Taken on Eight- and Nine-Year-Old Males" Child Develop. 8:249-56, 1937.

- Marshall, W.A. "Cross-Sectional Anthropometric Studies" Develop. Med. Child Neurol. 13:804-6, December, 1971.
- Martin, W.E. Basic Body Measurements of School-Age Children U.S. Department of Health, Education, and Welfare, G.P.O., Washington, D.C., 1953.
- Martin, W.E. The Functional Body Measurements of School Age Children Publication of the National School Service Institute, Chicago, 1954.
- Martin, W.E. Children's Body Measurements for Planning and Equipping Schools U.S. Department of Health, Education, and Welfare, Special Publication No. 4, G.P.O., Washington, D.C., 1955.
- Massler, M., Schour, E. and Poncher, H.G. "Developmental Pattern of the Child as Reflected in the Calcification Pattern of the Teeth" Amer. J. Dis. Child. 63:33-67, July, 1941.
- Massler, M. and Suher, T. "Calculation of 'Normal' Weight in Children" Child Develop. 22:75, 1951.
- Matheny, W.D. and Meredith, H.V. "Mean Body Size of Minnesota Schoolboys of Finnish and Italian Ancestry" Amer. J. Phys. Anthropol. 5:343, 1947.
- Mathews, D.K., Shaw, V. and Woods, J.B. "Hip Flexibility of Elementary School Boys as Related to Body Segments" Amer. Physical Educ. Assoc. Res. Quart. 30:297-302, October, 1959.
- Matsuda, R. "Relative Growth of Negro and White Children in Philadelphia" Growth 27:271-84, December, 1963.
- McCloy, C.H. "Appraising Physical Status: The Selection of Measurements" University of Iowa Studies in Child Welfare Vol. 12, No. 2, 1936.
- McCloy, C.H. "Appraising Physical Status Methods and Norms" University of Iowa Studies in Child Welfare Vol. 15, No. 2, 1938.
- McCloy, C.H. "Tests of Strength as Measurements of Physical Status" Chapter VII, "Appraising Physical Status" University of Iowa Studies in Child Welfare, 15:60-69, 1938.
- McConville, J.T. and Churchill, E. "Source Data for the Design of Simulated Children's Body Forms" U.S. H.E.W. Contract PH 62-320, July, 1964.
- McDowell, A.J., et al. "Height and Weight of Children in the United States, India, and the United Arab Republic" Vital Health Stat. 14:1-51, Series 3 #14, September, 1970.
- Meredith, H.V. "The Rhythm of Physical Growth. A Study of Eighteen Anthropometric Measurements in Iowa City White Males Ranging in Age Between Birth and Eighteen Years" University of Iowa Studies in Child Welfare 11(3):1-27, 1935.
- Meredith, H.V. "Physical Growth from Birth to Maturity" Review of Education Research 6:54-84, Washington, D.C., 1936.

- Meredith, H.V. "Physical Growth of White Children: A Review of American Research Prior to 1900" Monogr. Soc. Res. Child Develop. v. 1, No. 2, 1936.
- Meredith, H.V. "The Prediction of Stature of North American Males Throughout the Elementary School Years" Hum. Biol. 8:279-283, 1936.
- Meredith, H.V. "Concerning a Recently Reported Finding on the Physical Growth of Boys" Hum. Biol. 9(4):567-571, 1937.
- Meredith, H.V. "Length of Head and Neck, Trunk and Lower Extremities of Iowa City Children Ages 7 to 17 Years" Child Develop. 10:129-144, 1939.
- Meredith, H.V. "Stature of Massachusetts Children of North European and Italian Ancestry" Amer. J. Phys. Anthropol. 24:301-346, 1939.
- Meredith, H.V. "The Stature and Weight of United States Children as Influenced by Racial, Regional, Socio-economic and Secular Factors" Amer. J. Dis. Child. 62:909-32, 1941.
- Meredith, H.V. "Physical Growth from Birth to 2 Years: 1. Stature. A Review and Synthesis of North American Research for the Period 1850-1941" Iowa University Studies in Child Welfare V. 19, 1943.
- Meredith, H.V. "Length of Upper Extremities in Homo Sapiens from Birth Through Adolescence" Growth 11:1-50, 1947.
- Meredith, H.V. "Height and Weight of Private School Children in Three Successive Decades" School and Soc. 70:72-73, 1949.
- Meredith, H.V. "A Physical Growth Record for Use in Elementary and High Schools" Amer. J. Public Health 39:878-885, 1949.
- Meredith, H.V. "Body Size Norms for Children 4 to 8 Years of Age" J. Pediat. 37:183-189, 1950.
- Meredith, H.V. "Measurements of Oregon School Boys" Hum. Biol. 23:24-40, 1951.
- Meredith, H.V. "Relation Between Socio-economic Status and Body Size in Boys 7 to 10 Years of Age" Amer. J. Dis. Child. 82:702-709, 1951.
- Meredith, H.V. "Size and Form of Boys of USA-North European Ancestry Born and Reared in Oregon" Growth 15:39-55, 1951.
- Meredith, H.V. "Growth in Head Width During the First Twelve Years of Life" Pediatrics 12:411-429, 1953.
- Meredith, H.V. "A Longitudinal Study of Change in Size and Form of the Lower Limbs on North American White Schoolboys" Growth 19:89-106, 1955.
- Meredith, H.V. "Longitudinal Anthropometric Data in the Study of Individual Growth" Dynamic Anthropometry edited by E.W. Count; N.Y. Acad. Sci. Ann. 63:510-527, 1955.
- Meredith, H.V. "Measuring the Growth Characteristics of School Children" Jour. School Health 25:267-273, 1955.

- Meredith, H.V. "Recent Studies on Growth of the Body and Face" Amer. J. Orthodont. 45:110-124, 1959.
- Meredith, H.V. "Changes in the Form of the Head and Face During Childhood" Growth 24:245-264, 1960.
- Meredith, H.V. "Methods of Studying Physical Growth" In P. Mussen (Ed.), Handbook of Research Methods in Child Development New York: Wiley, Pp. 201-251, 1960.
- Meredith, H.V. "Change in the Stature and Body Weight of North American Boys During the Last 80 Years" In L. Lipsitt & C. Spiker (Eds.), Advances in Child Development and Behavior Vol. 1. New York: Academic, Pp. 69-114, 1963.
- Meredith, H.V. "Body Size of Contemporary Groups of Preschool Children Studied in Different Parts of the World" Child Develop. 39:335-77, June, 1968.
- Meredith, H.V. and Boynton, B. "The Transverse Growth of the Extremities. An Analysis of Girth Measurements for Arm, Forearm, Thigh, and Leg" Hum. Biol. 9(3):366-403, 1937.
- Meredith, H.V. and Carl, L.J. "Individual Growth in Hip Width: A Study Covering the Age Period from 5 to 9 Years Based Upon Serial Data for 55 Nonpathologic White Children" Child Develop. 17:157-172, 1946.
- Meredith, H.V. and Culp, S.S. "Body Form in Childhood: Ratios Quantitatively Describing Four Slender-to-Stocky Continua on Boys Four to Eight Years of Age" Child Develop. 22:3-14, 1951.
- Meredith, H.V. and Knott, V.B. "Descriptive and Comparative Study of Body Size of United States Schoolgirls" Growth 26:283-295, 1962.
- Meredith, H.V. and Meredith, E.M. "Annual Increment Norms for Ten Measures of Physical Growth on Children Four to Eight Years of Age" Child Develop. 21(3):141-147, 1950.
- Meredith, H.V. and Meredith, E.M. "Body Size and Form of Present Day White Elementary School Children Residing in West-Central Oregon" Child Develop. 24:83-102, 1953.
- Meredith, H.V. and Sherbina, P.R. "Body Form in Childhood: Ratios Quantitatively Describing Three Slender-to-Stocky Continua on Girls Four to Eight Years of Age" Child Develop. 22:275-283, 1951.
- Meredith, H.V. and Stuart, H.C. "Use of Body Measurements in the School Health Program. Part III. Supplementary Note Supplying Measurement and Rating Equivalents for Thickness of Skin and Subcutaneous Tissue Below Left Scapula and Above Left Ilium" Amer. J. Public Health 37:1435-1438, 1947.
- Merrell, M. "The Relationship of Individual Growth to Average Growth" Hum. Biol. 3:37-70, 1931.
- Metheny, E. "Breathing Capacity and Grip Strength of Pre-School Children" University of Iowa Studies in Child Welfare 18:1-207, 1940.
- Metheny, E. "The Present Status of Strength Testing for Children of Elementary School and Preschool Age" Amer. Physical Educ. Assoc. Res. Quart. 12:115, 1941.

- Mickelsen, O. "Age Changes in Body Composition" Public Health Rep. 73:295-301, 1958.
- Miskin, E.A. "The Application of Photogrammetric Techniques to Medical Problems" Photogrammetric Record 8:92-110, 1956.
- Mitchell, H.H. "A Study of Factors Associated with the Growth and Nutrition of Puerto-Rican Children" Hum. Biol. 4:469-508, December, 1932.
- Mohr, G.J. and Bartelme, P.F. "Developmental Studies of Prematurely Born Children" The Physical and Mental Growth of Prematurely Born Children (By J.H. Hess and others.) p. 55-120, University of Chicago Press, Chicago, 1934.
- Montessori, M. Pedagogical Anthropology Trans. from the Italian by Frederic Taber Cooper. Frederick A. Stokes, New York, Pp. xi. 508. (p.67-106), 1913.
- Mullen, F.A. "Factors in the Growth of Girls" Child Develop. 11:27-42, 1940.
- Munroe, R.A. Relationship Between Somatotype Components and Maturity, Structural Strength, Muscular Endurance, and Motor Ability Measures of Twelve-Year-Old Boys Ed.D. in Physical Education. 190 pp. University of Oregon, 1964.
- Munroe, R.A., Clarke, H.H. and Heath, B.H. "A Somatotype Method for Young Boys" Amer. J. Phys. Anthropol. 30:195-202, March, 1969.
- Nash, H. "The Judgement of Body Landmark Heights" Genet. Psychol. Monogr. 79:251-96, May, 1969.
- Nash, H. "Recognition of Body Surface Regions" Genet. Psychol. Monogr. 79:297-340, May, 1969.
- Newcomer, E.O. and Meredith H.V. "Eleven Measures of Body Size on a 1950 Sample of 15-Year-Old White School Boys at Eugene, Oregon" Hum. Biol. 23:24-40, 1951.
- Norval, M., Kennedy, R.L. and Berkson, J. "Biometric Studies of the Growth of Children of Rochester, Minnesota. The First Year of Life" Hum. Biol. 23:273-301, 1951.
- O'Brien, R., Girshick, M.A. and Hunt, E.P. Body Measurements of American Boys and Girls for Garment and Pattern Construction U.S. Department of Agriculture, Miscellaneous Publication Number 366, Washington, D.C., 1941.
- O'Brien, R., et al. Children's Body Measurements for Sizing Garments and Patterns, Bureau of Home Economics, U.S. Department of Agriculture, Washington: Misc. Pub. No. 365, p. 25, 1939.
- Oxford, H.W. "Anthropometric Data for Educational Chairs" Ergonomics 12:140-61, March, 1969.
- Palmer, C.E. "Centers of Gravity of the Human Body During Growth" Amer. J. Phys. Anthropol. 11:423-454, 1927.
- Palmer, C.E. "Diurnal Variations of Height and Weight in the Human Body During Growth" Anat. Rec. 45:234-5, 1930.

- Palmer, C.E. "The Relationship of Erect Body Length to Supine Body Length" Hum. Biol. 4:262-71, 1932.
- Palmer, C.E. "Seasonal Variation of Average Growth in Weight of Elementary School Children" Public Health Rep. 48:211-33, March 3, 1933.
- Palmer, C.E. "Variations of Growth in Weight of Elementary School Children, 1921-28" Public Health Rep. 48:993-1005, August 18, 1933.
- Palmer, C.E. "Growth and the Economic Depression: A Study of the Weight of Elementary School Children in 1921-27 and in 1933" Public Health Rep. 48:1277-92, October 20, 1933.
- Palmer, C.E. "The Relationship Between Attained Height and Growth in Height of Elementary School Children" Anat. Rec. Vol. 58, No. 4 (Supplement), March, 1934.
- Palmer, C.E. "Further Studies on Growth and the Economic Depression; a Comparison of Weight and Weight Increments of Elementary School Children in 1921-27 and in 1933-34" Public Health Rep. 49:1453-69 December 7, 1934.
- Palmer, C.E. "Height and Weight of Children of the Depression Poor" Public Health Rep. 50:1106-13, August 16, 1935.
- Palmer, C.E. "Study of the Center of Gravity in the Human Body" Child Develop. 15:99, 1944.
- Palmer, C.E. and Collins, S.D. "Variations in Physique and Growth of Children in Different Geographic Regions of the United States" Public Health Rep. 50:335-47, March, 1935.
- Palmer, C.E. and Reed, L. "Anthropometric Studies of Individual Growth. I. Age, Height and Rate of Growth in Height. Elementary School Children" Hum. Biol. 7:319-34, 1935.
- Patterson, J.K. The Effects of Competitive Swimming Training on Girls in Relation to Selected Anthropometric and Strength Measurements M.Ed. in Physical Education, 62 p. (M. Alderson) University of Texas at Austin, 1965.
- Peatman, J.G. and Higgons, R.A. "Growth Norms from Birth to the Age of Five Years. A Study of Children Reared with Optimal Pediatric and Home Care" Amer. J. Dis. Child. 55:1233-1247, June, 1938.
- Peckham, C.W. "The Growth of Children" Report of Board of Health, Wisconsin, Vol. 6, p. 28, 1881.
- Pike, J.B. "A Serial Investigation of Facial and Statural Growth in Seven to Twelve Year-Old Children" Angle Orthodont. 38:63-73, January, 1968.
- Piscopo, J. "Skinfold and Other Anthropometrical Measurements of Preadolescent Boys from Three Ethnic Groups" Amer. Physical Educ. Assoc. Res. Quart. 33:255-64, May, 1962.
- Porter, W.T. "The Growth of St. Louis Children" Tr. Acad. Sc. St. Louis, 6:263-380, 1894.

- Preston, M.I. "Growth of Oriental Children in San Francisco: A Contrast" Amer. J. Dis. Child. 51:1324-1348, June, 1936.
- Pryor, H.B. "Instruments for Anthropometry" Pediatrics 46:979, December, 1970.
- Pryor, H.B. "Charts of Normal Body Measurements and Revised Width-Weight Tables in Graphic Form" J. Pediat. 68:615-31, April, 1966.
- Pryor, H.B. "Width-Weight Tables for Boys and Girls from 1 to 16 Years; for Men and Women from 17 to 24 Years" Stanford University Press, Stanford, 1936.
- Pryor, H.B. "Width-Weight Tables" Amer. J. Dis. Child. 61:300-304, 1941.
- Pryor, H.B., et al. "Growth Deviations in Handicapped Children. An Anthropometric Study" Clin. Pediat. (Phila) 6:501-12, August, 1967.
- Rarick, L., Gross, D. and Mohns, M.J. "Comparison of the Methods of Measuring Strength of Selected Muscle Groups in Children" Amer. Physical Educ. Assoc. Res. Quart. 26:74, 1955.
- Rarick, L. and Thompson, J.A. "Roentgenographic Measures of Leg Muscle Size and Ankle Extensor Strength of Seven-Year-Old Children" Amer. Physical Educ. Assoc. Res. Quart. 27:321, 1956.
- Rauh, J.L., Schumsky, D.A. and Witt, M.T. "Heights, Weights and Obesity in Urban School Children" Child Develop. 38:515-30, 1967.
- Redfield, J.E. and Meredith, H.V. "Changes in the Stature and Sitting Height of Preschool Children in Relation to Rest in the Recumbent Position and Activity Following Rest" Child Develop. 9:293-302, 1938.
- Reed, T.E. "Research on Blood Groups and Selection from the Child Health and Development Studies, Oakland, California. I. Infant Birth Measurements" Amer. J. Hum. Genet. 19:732-46, November, 1967.
- Reid, H.F. "Physical Development and Health of Easter Island Children" Canad. Med. Ass. J. 98:584-9, March 23, 1968.
- Reynolds, E.L. and Sontag, L.W. "Seasonal Variations in Weight, Height, and Appearance of Ossification Centers" J. Pediat. 24:524-535, 1944.
- Reynolds, R.M. Responses of the Davidson Adjective Check List as Related to Maturity, Physical, and Mental Characteristics of Thirteen-Year-Old Boys Ed.D. in Physical Education. 205 p. (H.H. Clarke) University of Oregon, 1965.
- Rich, G.Q. "Muscular Fatigue Curves of Boys and Girls" Amer. Physical Educ. Assoc. Res. Quart. 31:485-498, 1960.
- Rickey, H.G. "The Relation of Accelerated, Normal, and Retarded Puberty to the Height and Weight of School Children" Monogr. Soc. Res. Child Develop. 2:(1), 1937.
- Roberts, C. Manual of Anthropometry: A Guide to the Physical Examination and Measurement of the Human Body London: J & A Churchill, 1878.

- Robertson, T.B. "A Comparison of the Weights at Birth of British in the British Isles, the U.S.A. and Australia" Univ. Cal. Pub. in Physiol. 1915
- Robertson, T.B. "Studies on the Growth of Man: The Variability of the Weight and Stature of School Children and Its Relationship to Their Physical Welfare" Amer. J. Physiol. 41:547-554 (Nov.) 1916.
- Robinow, M. "The Variability of Weight and Height Increments From Birth to Six Years" Child Develop. 13:159-164, 1942.
- Roche, H.F., et al. "Rapid Changes in Weight and Growth Potential During Childhood" Amer. J. Phys. Anthropol. 31:231-3, September, 1969.
- Rollo, E.T. Factor Analysis of Cable-Tension Strength Tests for Upper Elementary, Junior High, and Senior High School Girls Ph.D. in Physical Education. 108 p. (H.H. Clarke) University of Oregon, 1965.
- Rutishauser, I.H. "Prediction of Weight from Foot Length: Use of Measurement in Field Surveys" Arch. Dis. Child 43:310-2, June, 1968.
- Sanders, B.S. Environment and Growth Warwick and York, Baltimore, 1934.
- Sawyer, M., Stone, R.H. and DuBois, E.F. "Further Measurements of the Surface Area of Adults and Children" Arch. Intern. Med. 17:855-862, 1916.
- Scammon, R.E. "The First Seriatim Study of Human Growth" Amer. J. Phys. Anthropol. 10:329, 1927.
- Scammon, R.E. and Calkins, L.A. The Development and Growth of the External Dimensions of the Human Body in the Fetal Period University of Minnesota Press, Minneapolis, Minn., 1929.
- Scammon, R.E. "The Measurement of the Body in Childhood" In J.A. Harris, C.M. Jackson, D.G. Paterson, and R.E. Scammon. The Measurement of Man University of Minnesota Press, Minneapolis, 173-215, 1930.
- Scammon, R.E. "The Literature on the Growth and Physical Development of the Fetus, Infant, and Child: A Quantitative Summary" Anat. Rec. 35:241-267, 1927.
- Schultz, A.H. "An Apparatus For Measuring the New-Born" John Hopkins Hosp. Bull. 31:131-133, 1920.
- Schultz, A.H. "The Technique of Measuring the Outer Body of Human Fetuses and of Primates in General" Contributions to Embryology 20(117):213-257, January, 1929.
- Schultz, F.W., et al. "A Study of the Nutritional and Physical Status and the Response to Exercise of Sixteen Negro Boys, 13 to 17 Years of Age" J. Pediat. 17:466-80, October, 1940.
- Schwartz, L., et al. "Studies in Physical Development and Posture: II. Bodily Growth with Age" Public Health Bulletin 179, U.S. Treasury Dept., Public Health Service, pp. 39-106, 1928.

- Scott, R.B., et al. "Growth and Development of Negro Infants. IX. Studies on Weight, Height, Pelvic Breadth, Head and Chest Circumferences During the First Year of Life" Pediatrics 29:65-81, January, 1962.
- Shuttleworth, F.K. "Standards of Development in Terms of Increments" Child Develop. 5:89-91, 1934.
- Shuttleworth, F.K. "Sexual Maturation and the Physical Growth of Girls Age Six to Nineteen" Monogr. Soc. Res. Child Develop. Vol. 2, No. 5, 1937.
- Simmons, K. "The Brush Foundation Study of Child Growth and Development. II Physical Growth and Development" Monogr. Soc. Res. Child Develop. Vol. 9, No. 1, 1944.
- Simmons, K. and Greulich, W.W. "Menarcheal Age and the Height, Weight, and Skeletal Age of Girls Age 7-17 Years" J. Pediat. 22:518-48, 1943.
- Simmons, K. and Todd, T.W. "Growth of Well Children: Analysis of Stature and Weight, 3 Months to 13 Years" Growth 2:93-134, 1938.
- Singh, I.J., et al. "Interrelations of Selected Measurements of the Face and Body in Pre-Adolescent and Adolescent Girls" Growth 31:119-31, June, 1967.
- Smith, J.A. "Relation of Certain Physical Traits and Abilities to Motor Learning in Elementary School Children" Amer. Physical Educ. Assoc. Res. Quart. 27:220, 1956.
- Solley, W.H. "Relationship of Selected Factors in Growth Derivable from Age-Height-Weight Measurements" Child Develop. Abstracts and Bibliography 35:165, October to December, 1961.
- Sontag, L.W. and Harris, L.M. "Evidences of Disturbed Prenatal and Neonatal Growth in Bones of Infants Aged One Month: II Contributing Factors" Amer. J. Dis. Child. 56:1248-55, December, 1938.
- Sontag, L.W. and Reynolds, E.L. "The Fels Composite Sheet: A Practical Method for Analyzing Growth Progress" J. Pediat. 26:327-35, 1945.
- Spier, L. Growth of Japanese Children Born in America and in Japan University of Washington Publications in Anthropology, Vol, 3, University of Washington Press, Seattle, 1929.
- Spock, A. "Growth Patterns in 200 Children with Bronchial Asthma" Ann. Allerg. 23:608-15, December, 1965.
- Spurgeon, J.H. "Body Size and Form of American-Dutch Schoolboys Residing in Michigan" Ph.D. in Physical Education, State Univ. of Iowa, 1959.
- Steggerda, M. "A Height-Weight-Age Table for Navahos 6-18 Years; A Height-Weight Age Table for Dutch Whites 6-15 Years, Measured in Holland, Michigan" Washington, D.C.: Carnegie Inst., 1936.
- Steggerda, M. "Anthropometry and Eruption Time of Teeth" J. Amer. Dent. Ass. 32:339, 1945.

- Stennett, R.G., et al. "Cross Sectional Percentile Height and Weight Norms for a Representative Sample of Urban, School-aged, Ontario Children" Canadian J. Public Health 60:465-70, December, 1969.
- Stuart, H.C., et al. "Longitudinal Studies of Child Health and Development" Pediatrics (Supplement) 24:875, 1959.
- Stuart, H.C. and Meredith, H.V. "Use of Body Measurements in the School Health Program. Part I. General Considerations and the Selection of Measurements" Amer. J. Public Health 36:1365-1373, 1946.
- Stine, O.C., et al. "Children in the Extremes of Physical and Psychological Measurements" J. School Health 39:636-41, November, 1969.
- Sumner, E.E. and Whitacre, J. "Some Factors Affecting Accuracy in the Collection of Data on the Growth of Weight in School Children" J. Nutr. 4, 1931.
- Statis. Bull. Metrop. Life Insur. Co. "Relationship of Weight to Height and Birth" 48:4-6, October, 1967.
- Stiles, C.W. and Wheeler, G.A. "Heights and Weights of Children" Public Health Rep. 30:2990-3003, 1915.
- Stoudt, H.W., et al. "The Anthropometry of Sub-Adults" Chap. IV in Static and Dynamic Measurements of Motor Vehicle Drivers National Highway Safety Bureau, Dept. Transportation, Washington, D.C., 1970.
- Stoudt, H.W. Anthropometry for Child Restraints DOT HS 800 535, July, 1971.
- Suski, P.M. "The Body Build of American-Born Japanese Children" Biometrika 25:323-352, 1933.
- Swearingen, J.J. and Young, J.W. Determination of Centers of Gravity of Children, Sitting and Standing Office of Aviation Medicine, Federal Aviation Agency, 1965.
- Swearingen, J.W., Badgley, J.M., Graden, G.E. and Wallace, T.F. "Determination of Centers of Gravity of Infants" Aerospace Medical Association Annual Meeting, San Francisco, California, 1969.
- Talbot, F.B., Wilson, E.B. and Worcester, J. "Basal Metabolism of Girls--Physiologic Background and Application of Standards" Amer. J. Dis. Child. 53:275-347, 1937.
- Taylor, R. "The Proportionate Measurements of 250 Full Term New-Born Infants" Amer. J. Physiol. 45:569, 1918.
- Terrell, R.E. Relation of Pre- and Post-Puberty Anthropometric Measurements and Physical Fitness Test Scores of American Negro and Caucasian Females as Measured by the AAHPER Physical Fitness Battery M.S. in Physical Education, 77 p. North Texas State Univ., Denton, Texas, 1967.
- Thompson, H. "A Measuring Board for Infants" Amer. J. Phys. Anthropol. 13:281, 1929.
- Todd, T.W. "The Reliability of Measurements Based upon Subcutaneous Bony Points" Amer. J. Phys. Anthropol. 8:275-279, 1925.

- Todd, T.W. "The Developmental Health Examination" J. Pediat. 3:415-23, September, 1933.
- Todd, T.W. "The Progress of Physical Maturity and Mental Expansion in Childhood" Proceedings of the Association for Research in Nervous and Mental Disease 14:56-65, December, 1933.
- Todd, T.W. "The Growing-Up Pattern" Progressive Education 11:445-50, December, 1934.
- Tomaras, W.A. The Relationship of Anthropometric and Strength Measures of Junior High School Boys to Various Arm Strength Criteria Ed.D. Physical Education, University of Oregon, Eugene, 1958.
- Tuddenham, R.D. and Snyder, M.M. "Physical Growth of California Boys and Girls from Birth to Eighteen Years" Univ. Calif. Pub. Child Develop. 1(2):138-364, 1954.
- Tyler, A. The Sizing and Design for Physical Education Forms M.S. in Physical Education, 88 p., Univ. of N. Carolina, Greensboro, 1966.
- Van Dusen, C.R. "An Anthropometric Study of the Upper Extremities of Children" Hum. Biol. 11:277-84, May, 1939.
- Van Uytvanck, P. and Vrijens, J. "Investigations About Body Circumference Measurements for the Appreciation of Physical Fitness in Adolescence" J. of Sports Medicine and Physical Fitness 6:176-82, May, 1966.
- Vickers, V.S. and Stuart, H.C. "Anthropometry in the Pediatrician's Office: Norms for Selected Body Measurements Based on Studies of Children of North European Stock" J. Pediat. 22:155, 1943.
- Wallis, R.S. "How Children Grow. An Anthropometric Study of Private School Children From Two to Eight Years of Age" Iowa University Studies in Child Welfare 5(1), 1931.
- Wallis, R.S. "Cranial Relationships and Correlation" Hum. Biol. 6:308-323, 1934.
- Watson, E.H. and Lowrey, G.H. Growth and Development of Children, Yearbook Publishers, Chicago, Illinois, 1967.
- Wear, C.L. "An Analysis of Height-Weight Relationships of Midwestern Boys" Amer. Physical Educ. Assoc. Res. Quart. 40:607-12, October, 1969.
- Weisman, S.A. "Contour of the Chest in Children II. According to Weight and Height. III. Environment" Amer. J. Dis. Child. 49:47-59, January, 1935.
- Weiss, M.W. and Flatt, A.E. "A Pilot Study of 198 Normal Children Pinch Strength and Hand Size in the Growing Hand" Amer. J. Occup. Ther. 25:10-2, January, 1971.
- Weissman, S. and Herron, R.E. "Stereophotogrammetry as a Means of Anthropometry for Mentally Handicapped Children" Civil Engineering Studies - Photogrammetry Series No. 11, Univ. of Illinois, Urbana, Illinois, November, 1967.

- Welch, J.P., et al. "The Distribution of Height and Weight and the Influence of Socio-economic Factors in a Sample of Eastern Canadian Urban School Children" Canad. J. Public Health 62:373-380, 1971.
- West, G.M. "Worcester School Children: Growth of Body, Head and Face" Science 21:2, 1893.
- Weston, E. "The Relationship of Selected Anthropometric Measurements and Somatotype to the Performance of a Battery of Agility Tests for Girls and Boys Ten Years Old" East Stroudsbury State College, M.Ed. Thesis, 1969.
- Westropp, C.K. and Barber, C.R. "Growth of the Skull in Young Children, I: Standards of Head Circumference" J. Neurol. Neurosurg. Psychiat. 19:52-54, 1956.
- Wetzel, N.C. "On the Motion of Growth" Proceedings of the Society for Experimental Biology and Medicine 30:224-32, 1044-50, November, 1932 and May, 1933.
- Wetzel, N.C. "On the Motion of Growth" J. Pediat. 3:252-64, July, 1933. 4:465-93, April, 1934.
- Wetzel, N.C. "Physical Fitness in Terms of Physique, Development and Basal Metabolism: With a Guide to Individual Progress from Infancy to Maturity" J.A.M.A. 116:1187-95, March 22, 1941.
- Wheeler, L.R. "A Comparative Study of the Physical Status of East Tennessee Mountain Children" Hum. Biol. 5:706-21, December, 1933.
- Whitacre, J. "Standing Heights of School Children as Determined by Two Techniques" Amer. J. Phys. Anthrop. 18:457-65, January, 1934.
- Whitacre, J. "Some Body Measurements of Texas School Children" Texas Agr. Expt. Sta. Bull. 567, 1939.
- White House Conference on Child Health and Protection. Growth and Development of the Child: Part II. Anatomy and Physiology New York:Century Co., 629 p., 1933.
- White House Conference on Child Health and Protection. Growth and Development of the Child: Part IV. Appraisalment of the Child New York:Century Co., "Physical Status" p. 231-336, 1932.
- Wilson, E.B. "Heights and Weights of 275 Public School Girls for Consecutive Ages 7 to 16 Years" Proc. Nat. Acad. Sci. 21:633, 1935.
- Wingerd, J. "The Relation of Growth From Birth to 2 Years of Age to Sex, Parental Size and other Factors Using Rao's Method of the Transformed Time Scale" Hum. Biol. 42:105-31, February, 1970.
- Wingerd, J., et al. "Growth Standards in the First Two Years of Life Based on Measurements of White and Black Children in a Prepaid Health Program" Pediatrics 47:818-25, May, 1971.
- Wise, F.C. and Meredith, H.V. "The Physical Growth of Alabama White Girls Attending WPA Preschools" Child Develop. 13:165-174, 1942.

- Wolff, G. "A Study of Height in White School Children from 1937-1940 and a Comparison of Different Height-Weight Indices" Child Develop. 13:65-77, 1942.
- Wong, T.A., et al. "Anthropometric Study of the San Francisco Chinese" Final Report, Statistical Project 65-3-4220 WPA Work Project 3330, 1936.
- Woodbury, R. "Statures and Weights of Children Under Six Years of Age" Amer. J. Phys. Anthropol. 5:5, 1922.
- Worden, C. Bases of Norms for Cable-Tension Strength Tests for Upper Elementary, Junior High, and Senior High School Girls Ed. in Physical Education, Univ. of Oregon, 1965.
- Young, C.M., Sipin, S.S. and Roe, D.A. "Body Composition of Pre-Adolescent and Adolescent Girls, II. Anthropometric Measurements" J. Amer. Diet. Ass. 53:357-62, October, 1968.
- Young, J.W. Selected Facial Measurements of Children for Oxygen Mask Design Office of Aviation Medicine, Federal Aviation Agency, Oklahoma City, Oklahoma, 1966.

TABLE IV

FOREIGN BIBLIOGRAPHY



FOREIGN BIBLIOGRAPHY

- Abdou, I.A., et.al., "Heights and Weights of School Children in Cairo as Indications of Their Nutritional Status," J. Egypt. Publ. Health Assoc., 42:114-24, 1967.
- Abolins, J.A., "Race and Nationality Together with Birth, Weight, and Length," Socialmed T, 38:397-9, Dec., 1961(Sw).
- Abolins, J.A., "Seasonal Influences on Birth, Weight and Birth Length," Svensk Lakartidn, 59: 1988-91, June 28, 1962(Sw).
- Achar, S.T. and Yankauer, A., "Studies on the Birth Weight of South Indian Infants," Indian J. Child. Health, 11:157-67, April 1962.
- Afanasenکو, P.P., et. al., "Changes in the Physical Development in School Children in the Kirghizian SSR," Gig. Sanit., 30:115-7, August 1965(Rus).
- Ahmed, V.E., et. al., "Some Physical Measurements and Haematological Studies in the Sudanese Newborn Baby," J. Trop. Med. Hyg., 70:221-24, November 1967.
- Aicardi, G., et. al., "The Development of the Infant in the First 2 Years of Life in the Province of Sassari," Minerva Pediat., 18:2264-70, December 15, 1966(Ita).
- Aillabet, E., "Weights and Heights of Children 0 to 7 Years Old," Arch. Pediat. Urug., 36:511-8, August 1965(Sp).
- Alexandre, J.H., et. al., "Determination of the Sitting Height and Age of Anencephalics," Arch. Anat. Pathol. (Paris), 18:265-70, December, 1970.
- Ashcroft, M.T., et. al., "Changes in Mean Size Children in Some Jamaican Schools Between 1951 and 1964," W. Indian Med. J., 14:48-52, March, 1965.
- Ashcroft, M.T., et. al., "Heights and Weights of Infants and Children in a Rural Community of Jamaica," J. Trop. Pediat., 11:56-68, December, 1965.
- Ashcroft, M.T., et. al., "The Validity of Surveys of Heights and Weights of Jamaican Schoolchildren," W. Indian Med. J., 15:27-33, March, 1966.
- Ashcroft, M.T., et. al., "Heights and Weights of Primary School-children in St. Christopher-Nevis-Anguilla, West Indies," J. Trop. Med. Hyg., 68:277-83, November, 1965.

- Ashcroft, M.T., et. al., "Anthropometric Measurements of Guyanese Schoolchildren of African and East Indian Racial Origins," Trop. Geogr. Med., 20:147-58, June, 1968.
- Ashcroft, M.T., et. al., "Heights and Weights of Jamaican Primary Children," J. Trop. Pediat., 12:37-43, September, 1966.
- Ashcroft, M.T., et. al., "Heights and Weights of Jamaican Schoolchildren of Various Ethnic Groups," Amer. J. Phys. Anthrop., 24:35-44, January, 1966.
- Backstrom-Jarvinen, L., "Heights and Weights of Finnish Children and Young Adults," Ann. Paediat. Fenn., 10:Suppl23:1-116, 1964.
- Balasz, A., et. al., "Changes of Body Size in Newborns in Cracow During the Last 60 Years," Pediat. Pol., 43:1091-9, Sept., 1968(Pol).
- Barja, I., et. al., "Weight and Height of Chilean Urban Preschool Children of 3 Age Levels," Rev. Chile Pediat., 36:525-9, August, 1965.
- Barro, G., et. al., "Auxological Studies of 8070 Umbrian Children, I. Report on the Parameters of Normal Values of Height and Weight in Children Aged 6 to 14 Years," Riv. Ital. Ig., 27:385-401, September-December, 1967(Ita).
- Bartolozzi, G., et. al., "Growth of the Child From 0 to 2 Years," Minerva Pediat., 17:1198-201, July 28, 1965(Ita).
- Barua, J.R., "Birth-weight, Length and Circumference of the Skull of Infants Born in the Largest Maternity Hospital of Burma," Burma Med. J., 9:15-6, January, 1961.
- Biering-Sorensen, K., "Body Weight During the First Six Months of Life," Acta Paediat. (Stockholm), Suppl.140:127-8, 1963.
- Bilets'ka, M.V., et. al., "Physical Development of Newborn Infants in Odessa," Pediat. Akush. Ginek., 1:24-8, January-February, 1967(Ukr).
- Bircak, J., et. al., "Anthropometric Values in Children Training for Ice Skating," Bratisl. Lek. Listy., 44:670-7, December 15, 1964(Cz).
- Blazek, F., "Little Anthropometric Status for the Pediatrician," Cesk. Pediat., 23:831-3, September, 1968(Cz).
- Bo, G., et. al., "Various Biometric Indices in the Mothers and the New Born from Sardinia," Ann. Ostet. Ginecol., 91: 803-34, December, 1969(Ita).

- Bolshakova, M.D., "Dynamic Studies of the Physical Development of Children in the U.S.S.R.," Gigiena i Sanitaria, 23: 32-38, 1958.
- Bouchalova, M., et. al., "Height of Newborn and 1 Year Old Children in Relationship to the Height of Their Parents," Cesk Pediat., 24:637-43, July, 1969 (Cz).
- Burgess, H. J., et. al., "The Growth of Some Uganda Schoolgirls," E. Afr. Med. J., 42:135-42, April, 1965.
- Burgess, H.J.L. and Burgess, A.P., "A Modified Standard for Mid-Upper Arm Circumference in Young Children," J. Trop. Pediat., 15:189-193, December, 1969.
- Burmeister, W., "The Use of Body Surface as a Relative Measure in Childhood," Arch. Kinderheilk, 177:2-5, April, 1968 (Ger).
- Bussadori, G., "Anthropometric Values With Auxologic References of Elementary and Secondary School Pupils of the Province of Revigo. I. (Measurements)," Arcisped. S. Anna Ferrara, 18:711-28, 1965 (Ita).
- Bussadori, G., "Anthropometric Values With Auxologic Reference to Pupils of Grade Schools and High Schools in the Province of Rovigo. II. Auxologic Classification," Arcisped. S. Anna Ferrara,
- Castello, D., et. al., "Mean Height and Weight Values in the Elementary School Population of the Province of Turin," Minerva Pediatr., 23:1186-1200, July 14, 1971 (Ita) (Eng Abstract).
- Chan, S.T., Chang, K.S.F. and Hsu, F.K., "Growth and Skeletal Maturation of Chinese Children in Hong Kong," Amer. J. Phys. Anthrop., 19:289-300, 1961.
- Chang, K.S., et. al., "Height and Weight of Southern Chinese Children," Amer. J. Phys. Anthrop., 21:497-509, December, 1963.
- Chang, K.S.F., Lee, M.M.C., Low, W.D., Chui, S. and Chow, M., "Standards of Height and Weight of Southern Chinese Children," Far East Med. J., 1:101-109, 1965.
- Chang, K.S.F., et. al., "Head Growth in Chinese Children in Hong Kong," Far East Med. J., 10:314-319, 1967.
- Chang, K.S.F., et. al., "Growth of the Foot in Chinese Children in Hong Kong," Far East Med. J., 11:348-355, 1967.

- Chang, L.L. and Chen, T.K., "Birth Measurements of 1,843 Newborn Infants in Canton," Zhong. Erke. Z., 11:95-6, February, 1960 (Ch).
- Chaudhuri, S., et. al., "Anthropometric and Haematological Study of Children Attending an Out-Patient Clinic," Indian Pediat., 1:125-35, April, 1964.
- Chaudhuri, S., et. al., "Anthropometric, Haematological, and Biochemical Study of Indian School Children of Two Communities in Calcutta," Indian Pediat., 3:349-63, October, 1966.
- Chen, S.H., et. al., "Study of Body Weight, Height, Head Girth, and Chest Girth of Healthy Chinese Children in Taipei, Taiwan," Acta Paediat. Sinica, 6:11-20, January-March, 1965 (Ch).
- Ch'in, C.T., and Sui, T.C., "Physical Measurements of Children Under 7 Years of Age in Peking After Liberation," Zhonghua Erke Zazhu, 7:336-344, 1956.
- Choovivathanavanich, P. and Kanthavichitra, N., "Arm Circumference in Children," Lancet, 1:44, January, 1970.
- Chopra, D.R., et. al., "Anthropometry of the Newborn and Incidence of Prematurity," Burma Med. J., 11:225-31, October, 1963.
- Cook, R., "The Arm Circumference in a Field Survey in Ankole, Uganda," J. Trop. Pediat., 15:198-201, December, 1969.
- Currimbhoy, Z., "Growth and Development of Bombay Children," Indian Journal of Child Health, 12:627-51, 1963.
- Cuthbertson, W.F.J. and Morley, D., "A Health and Weight Chart for Children From Birth to Five," West African Medical Journal, 11:237-40, 1962.
- Da Costa Martins, D., "Height, Weight and Chest Circumference of Children of Different Ethnic Groups in Lourenco Marques, Mocambique in 1965 With a Note on the Secular Trend," Hum Biol, 43:253-64; May, 1971.
- Dahle, T., "Weighing and Measuring of Newborns," T. Norsk Laegeforen, 90:709-11, April 1, 1970 (Nor).
- Danilkovich, N.M., "Comparative Anthropometrical Data on the Physical Development of Children in Leningrad in 1927-1930, 1952-1953 and 1959," Vop. Anthrop., 13:90-110, 1963.
- Dattoli, A., "Distribution of the Plicometric Values of Subjects Ages 6 to 11 Years in the Italian Ethnic Group of Boizano and Their Normal, Paranormal, and Extranormal Life," Rive. Ital. Ig., 28:773-81, September-December, 1968 (Ita).

- Dattoli, A., et. al., "Study of the Variability of Body Weight as a Function of Body Height in Subjects From 4 to 12 Years of Age in the Italian Ethnic Group of Bolzano," Rive. Ital. Ig., 26:697-704, September-December, 1966(Ita).
- Debiec, B., et. al., "Spherometric Device of Our Own Modification Instrument for Volumetric Body Measurements," Pediat. Pol., 46:193-6, February, 1971(Pol).
- De Loore, E., "Some Data and Remarks on Body Height and Weight Curves in Children," Belg. T. Geneesk., 16:432-44, May 1, 1960(Dut).
- Dmytriuk, I.M., "On Some Indices of Physical Development in Children During the 1st Year of Life in Kiev," Pediat. Akush. Ginek., 6:30-3, 1963.
- Dodge, W.F. and West, E.F., "Arm Circumference in School Children," Lancet, 1:417, February, 1970.
- Dokladal, M., "Growth of the Main Head Dimensions From Birth Up to Twenty Years of Age in Czechs," Hum Biol., 31:90-109, 1959.
- Dolhar, R., et. al., "Anthropometric Research During Growth. I. On Theoretical Vital Capacity in School Age Children," Boll. Soc. Ital. Biol. Sper., 44:1573-5, October 15, 1968(Ita).
- Dominok, G.W., et. al., "Age-Dependence of Some Cross Sectional Measurements and Length of the Human Femur," Z. Alternsforsch., 22:155-75, 1969(Ger).
- Donoso, G., Undurraga, O., Weschler, A., Barja, I. and Saez, M., "Study of the Weight-Height Growth of the Child From 0 to 2 Years of Age," Pediatria (Santiago), 5:135-45, March-April, 1962(Sp).
- Douglas, J.W.B. and Blomfield, J.M., Children Under Five: the Results of a National Survey. London: George Allen and Unwin, 1958.
- Douglas, J.W. and Mogford, C., "The Results of a National Inquiry into the Growth of Premature Children from Birth to 4 Years," Arch. Dis. Child., 28:436, 1953.
- Drillien, C.M., "A Longitudinal Study of the Growth and Development of Prematurely and Maturely Born Children, VI: Physical Development in Age Period 2 to 4 Years," Arch. Dis. Child., 36:1-10, 1961.

- Dugdale, A.E., "The Weights of Malaysian Infants Up to One Year," Med. J. Malaya, 23:244-6, June, 1969.
- Ecoma, E.E., "Observations on the Growth of Children in Nsukka Division, Eastern Nigeria," J. Trop. Pediat., 5:59-63, September, 1959.
- Eksmyr, R., "The Upper Arm Circumference in Privileged Ethiopian Pre-School Children," J. Trop. Pediat., 15:195-6, December, 1969.
- Eksmyr, R., "Anthropometry in Ethiopian Private School Children. CNU Report No. 40," Nutr. Metab., 13:7-20, 1971.
- El Lozy, M., "A Modification of Wolanski's Standards for the Arm Circumference," J. Trop. Pediat., 15:193-5, December, 1969.
- El Lozy, M., et. al., "Heights and Weights of Malnourished Pre-School Children," Lancet, 2:711, September 25, 1971.
- Engstrom, L., et. al., "Standard Graphs for Weight and Length of Newborn Infants," Lakartidningen, 63:4922-6, December 21, 1966 (Sw).
- Engstrom, L. and Falconer, B., "A Comparison Between Body Length and Weight of Swedish Newborn Infants in the Period From 1911 to 1920 and 1956 to 1957," Svensk Lakartidn., 57:1750-5, June 3, 1960 (Sw).
- Erwinn, S., et. al., "Birthweight and Birth Length of Newborns in Bandung," Paediat. Indonesia, 6:79-88, April-June, 1966.
- Fetter, V., et. al., "Accelerated Growth in Youth Determined By Anthropometric Studies Between 1951 and 1961," Cesk. Pediat., 18:673-7, August, 1963 (Cz).
- Fetter, V., et. al., "New Anthropological Standards in the Development of Youth in Czechoslovakia," Cas. Lek. Cesk., 105:1323-4, December 2, 1966 (Cz).
- Fetter, V., et. al., "The Current Status of Anthropological Parameters of Our Young Generation," Cesk. Pediat., 22: 97-105, February 1967 (Cz).
- Florey, C. du V., "The Use and Interpretation of Ponderal Index and Other Weight-Height Ratios in Epidemiological Studies," J. Chronic Dis., 23:93-103, August, 1970.
- Franckx, H., "Body Height and Body Weight of School Children in the Vicinity of Courtar," Arch. Belg. Med. Soc., 27:109-14, February, 1969 (Dut).

- Frisancho, A.R., et. al., "Differences in Stature and Cortical Thickness Among Highland Quechua Indian Boys," Amer. J. Clin. Nutr., 23:382-5, April, 1970.
- Frisch, R. and Revelle, R., "Variation in Body Weights and the Age of the Adolescent Growth Spurt Among Latin American and Asian Populations in Relation to Calorie Supplies," Hum. Biol., 41:185, May, 1969.
- Fromter, D., "Results of Body Measurements in Children and Adolescents of the German Democratic Rep. 1967," Deutsch Gesundh., 24:1053-5, May 29, 1969(Ger).
- Gabrielli, G., et. al., "Auxologic Research on School Children in the City of Rome. II. Correlation Between Height and Thoracic Perimeter in 6000 Children Between 4 and 13 Years Old," Paliclinico Med., 75:357-73, November-December, 1968(Ita).
- Galli, G., "Anthropometric Study of Modenese Children of School Age. Note I. Research Done on 700 Males," Endocr. Sci. Cost., 26:169-91, 1960(Ita).
- Galli, G., "Anthropometric Study of Modenese Children of School Age. Note II. Research Done on 700 Females," Endocr. Sci. Cost., 26:219-38, 1960(Ita).
- Gamondi, P. and Reis, C.S., "Contribution to the Study of the Weights of Newborn Infants of Sawah Lunto (Sumatro)," An. Inst. Med. Trop. (Lisbon), 17:705-25, September, 1960(Port).
- Gernet, H., "Biometry of the Eye by Ultra-Sound," Bull. Soc. Belg. Ophtal., 140:327-39, 1965(Fr).
- Gernet, H., "Biometry of the Eye by Ultrasonics," Klin. Mbl. Augenheilk., 146:863-74, August, 1965(Ger).
- Gerylovova, A., et. al., "Body Weight and Its Increase During Infancy," Cesk. Pediat., 25:440-4, September, 1970(Cz).
- Gerylovova, A., et. al., "Increase in Body Weight in Infancy," Cesk. Pediat., 24:542-9, June, 1969(Cz).
- Giordano, A., et. al., "Hygienico-Auxologic Findings on Elementary School Pupils in the City of Siena. II. Research on Standards of Growth Parameters Based on a Longitudinal Profile," Nuovi Ann. Ig. Microbiol., 18:195-206, May, June, 1967(Ita).
- Giordano, A., et. al., "Hygienic and Auxological Studies of the Elementary School Pupils of the City of Siena. I. Comparative Study of the Anthropometric Findings," Nuovi Ann. Ig. Microbiol., 17:453-70, September-October, 1966(Ita).

- Goldfeld, A.Y., Merkova, A.M. and Tseimlina, A.G., Materials on the Physical Development of Children and Adolescents in Cities and Rural Localities of the U.S.S.R. Leningrad: Meditsina, 1965.
- Gore, A.T. and Palmer, W.T., "Growth in the Preschool Child in London," Lancet, 256(1):385-7, 1949.
- Gotlib, V.O., "On Methods of Investigation of Physical Development of Children," Zdravookhr Ross. Fed., 10:13-4, September, 1966(Rus).
- Gourlay, R.J., et. al., "Heights and Weights of Bermudian School Children of African and European Origins," W. Indian Med. J., 18:40-5, March, 1969.
- Graffar, M., et. al., "Comparison of Normal Belgian Children With Adequate Criteria of Weight and Size," Acta. Paediat. Belg., 19:235-74, 1965(Fr).
- Graffar, M., Asiel, M. and Emery-Hauzeur, C., "Growth of the Normal Infant Up to 3 Years of Age. Statistical Analysis of Relative Data on Weight and Height," Acta. Paediat. Belg., 16:5-23, 1962(Fr).
- Graffar, M., Asiel, M. and Emery-Hauzeur, C., "Height and Cephalic Perimetry During the First Year of Life," Acta. Paediat. Belg., 15:61-74, 1961(Fr).
- Guilbeault, A., et. al., "Study of Growth in Some Eskimo Children," Un. Med. Canada, 94:620-5, May, 1965(Fr).
- Gullo, A., "Anthropometric Findings on Palermitan Children From 6 to 13 Years of Age (Contribution to the Question of Developmental Acceleration)," Sicilia. Sanit., 1:279-86, October, 1959.
- Gullo, A., "Anthropometric Findings on Palermo Children From 6 to 13 Years of Age (Contribution to the Problem of the Acceleration of Development)," Sicilia. Sanit., 1:279-86, October, 1959(Ita).
- Gullo, A., "Weight and Height of Newborn Infants in Palermo," Lattante, 32:322-6, June, 1961(Ita).
- Gurney, J.M., "Anthropometry in Action. 3. A Simple Tool for Assessing the Growth of School Age Children," J. Trop. Pediat., 15:9-14, March, 1969.
- Guzman, M.A., et. al., "Nutrition and Infection Field Study in Guatemalan Villages, 1959-1964. VII. Physical Growth and Development of Preschool Children," Arch. Environ. Health (Chicago), 17:107-18, July, 1968.

- Haataja, J., Cephalic, Facial and Dental Growth in Finnish Children. Helsinki: Center for Study in Child Growth and Development, 1963.
- Hagen, W., "Growth and Development of School Children. Report on Longitudinal Studies in Germany," Deutsch Med. Wschr., 91:1490-7, August 26, 1966 (Ger).
- Hallman, N., et. al., "Child Growth and Development. Presentation of the Material in the Longitudinal 'Model Child' Study," Ann. Paediat. Fenn., 12:8-12, 1966.
- Hammond, W.H., "Body Measurements of Pre-School Children," British Journal of Preventive and Social Medicine, 9:152-8, 1955.
- Hautvast, J., "Growth in Stature and Head and Face Measurements in Dutch Children Aged 7-14," Hum Biol, 43:340-3, 1971.
- Hecko, I. and Gazova, V., "Analysis of Body Length and Weight in Children of the Preschool Age," Cesk. Hyg., 7:95-102, April, 1962 (Cz).
- Hecko, I., et. al., "On the Relation Between the Vital Capacity of the Lungs in Preschool-Age Children and Their Height and Weight Curves," Cesk. Pediat., 19:903-7, October, 1964 (Cz).
- Heimendinger, J., "Results of Longitudinal Measures of 1 to 24 Months-Old Children," Arch. Klaus. Stift. Vererbungsforsch, 38:111-43, 1963 (Ger).
- Heimendinger, J., "Results of a Survey of Body Measurements of 5000 Basel Children 2-18 Years of Age," Helv. Paediat. Acta., 19:Suppl 13:1-131, 1964 (Ger).
- Heimendinger, J., "Mixed Longitudinal Measurements of Body Length, Weight, Superior Segment, Thorax Circumference and Head Circumference in 1-24-Month-Old Infants," Helv. Paediat. Acta., 19:406-36, November, 1964 (Ger).
- Hiernaux, J., "La Croissance des Ecoliers Rwandias. Med. Acad. Roy. Sci. Outre-Mer," Sci. Nat. Med., n.s., 16:2, 1965.
- Hofrander, Y. and Eksmyr, R., "Changes in Upper Arm Circumference and Body Weight in a Two Year Follow-Up of Children in an Applied Nutrition Programme in a Representative Ethiopian Highland Village," J. Trop. Pediat., 15:251-3, December, 1969.
- Hollingsworth, M.J., "The Birth Weights of African and European Babies Born in Ghana," W. Afr. Med. J., 9:256-9, December, 1960.

- Holmes, G.K., et. al., "Heights and Weights of Rural African Primary Children in Rhodesia (Mashonaland)," Cent. Afr. J. Med., 13:33-6, February, 1967.
- Huang, W.C. and Liu, A.C., "A Survey of Birth Weight and Length," Zhong. Erke. Z., 1:90-4, February, 1960(Ch).
- Illingworth, R.S., et. al., "Head Circumference of Infants Related to Body Weight," Arch. Dis. Child., 40:672-6, December, 1965.
- Ingerslev, "Birth Measurements of Infants," Nord. Med. Arch. Bd., 7, 1875.
- Jelliffe, E.F.P. and Jelliffe, D.B., "The Arm Circumference as a Public Health Index of Protein-Calorie Malnutrition of Early Childhood. I. Background," J. Trop. Pediatr., 15:179-89, December, 1969.
- Kadanoff, D., et. al., "Rate of Growth and Physical Development of Children and Juveniles Between 3 and 18 Years of Age," Z. Morph. Anthropol., 61:258-71, May, 1970(Ger).
- Kajaba, I., et. al., "Basic Anthropometric Characteristics in Relation to Seasonal Changes of Food Composition and Locomotor Activity in School Children," Cesk. Pediatr., 26:20-1, January, 1971(Slo).
- Kalra, K., et. al., "Anthropometric Measurements in the Newborn. A Study of 1000 Consecutive Livebirths," Indian J. Pediatr., 34:73-82, March, 1967.
- Kanda, S., et. al., "Anthropometry of Formosan Boys," Med. J. Osaka Univ., 19:297-308, March, 1969.
- Kanwati, A.A., Haddad, N. and Mc Laren, D.S., "Preliminary Results With Mid-Arm and Mid-Arm Muscle Circumferences Used as Nutritional Screening Procedures for Pre-School Children in Lebanon," J. Trop. Pediatr., 15:233-8, December, 1969.
- Kapalin, V., "The Growth of Girls in the Period of Development," Cesk. Pediatr., 26:11-4, January, 1971(Cz).
- Karapetrov, G., et. al., "Dimensions of Various Parts of the Body and Visceral Weight in 35 Stillborn Newborn Boys at Term," Folia. Med. (Plovdiv), 6:8-13, 1964(Fr).
- Karapetrov, G., et. al., "Parallel Metric Characteristics of the Body and Viscera of 29 Stillborn Full Term Female Infants," Folia. Med. (Plovdiv), 9:281-6, 1967(Fr).

- Kaul, K.K., et. al., "Anthropometric Observations on Urban Primary School Children," Indian J. Med. Res., 58: 1257-71, September, 1970.
- Kettle, E.S., "Weight and Height Curves for Australian Aboriginal Infants and Children," Med. J. Aust., 1:972-7, June 4, 1966.
- King, K.W., et. al., "Height and Weight of Haitian Children," Amer. J. Clin. Nutr., 13:106-9, August, 1963.
- Koerber, "Birth Measurements of Infants," Vierteljahrschr. f. gerichtl. Medizin., Vol.40, P. 225, 1884.
- Kotulan, J., "Dynamics in the Increase of Body Weight in Girls of the Pre School Age and Its Dependencies," Cesk. Pediat., 26:9-11, January, 1971.
- Kovallenko, A.F., "The Weight and Height of Children with Congenital Cleft Lip and Palate," Biull. Eksp. Biol. Med., 71:89, March-April, 1971(Rus).
- Kozhin, S.P., "The Physical Development of School Children of Orekhevo-Zuevo (Moscow Region) According to Anthropometric Measurements for the 1964-1965 School Year," Pediatrilla, 46:78-9, March, 1967(Rus).
- Kristen, H., "Limits of Accuracy in Measurements for Documentation," Z. Orthop., 107:208-13, January, 1970(Ger).
- Kubat, K., et. al., "Relation of Acute Morbidity in Pre School Age to the Weight and Height of 6 Year Old Children," Cesk. Pediat., 26:105-6, March, 1971(Cz).
- Ku, J.F., Whang, D.K., Tsien, L.G., Whang, S.S. and Shao, L.C., "Birth Measurements in 155 Newborn Infants," Zhong Erke Z., 11:97, February, 1960(Ch).
- Kubicek, K., et. al., "Hygiene of the Elementary School Age: Anthropometry of the Thorax, the Pelvis, the Foot Soles. Prevention of Faulty Body Posture," Z. Aerztl Fortbild (Jena), 57:971-2, September 1, 1963(Ger).
- Kubickova, R. and Kubicek, K., "Anthropometry of Newborn Infants," Z. Aerztl Fortbild, 54:387-8, April 1, 1960(Ger).
- Kubickova, B. and Kubicek, K., "Anthropometry of the Child in the Preschool Age: Measurement of the Sole of the Foot and Prevention of Fallen Plantar Arch From Medical Practice in 43 Pediatric Collectives," Z. Aerztl Fortbild, 55:789-91, July 1, 1961(Ger).

- Kubickova, B. and Kubicek, K., "Anthropometry of the Thorax and Prevention of Growth Deficiency in Preschool Age (from Medical Research on Children in Kindergartens)," Z. Aerztl Fortbild, 55:673-4, June 1, 1961(Ger).
- Kugler, E., "Korperproportionen und Kopfform bei Neugeborenen," Archiv der Julius Klausstiftung, 6:429, 1931.
- Lackova, E., Novakova, M., Pokorna, M. and Svejcar, J., "Our Experience with the Measurement of Children by Means of Lelong's Method," Cesk. Pediat., 15:669-77, August 5, 1960(Cz).
- Lanza, I., et. al., "Findings on Height-Weight Growth During the First 2 Years of Life of Children of Turin," Minerva Pediat., 17:1264-5, August 11, 1965(Ita).
- Leary, P.M., "The Body Measurements of Pedi Schoolchildren," S. Afr. Med. J., 1314-22, December, 1968.
- Leroy, B. et. al., "The Weight and Size of Newborn Infants at Birth," Rev. Fr. Gynecol. Obstet., 66:391-6, 1971(Fr) (English Abstract).
- Lewandowski, A.A., "Photographic Method for Determining the Center of Gravity for Biological Objects," Folia Morphol. (Warsz), 29:331-40, 1970(Pol).
- Lin, C., "Anthropometric Measurements of Shanghai Students and Preschool Children in 1954," Chinese Medical Journal, 75:1018-1023, 1957.
- Low, W.D., "Stature and Body Weight of Southern Chinese Children," Z. Morphol. Anthropol., 63:11-45, July, 1971.
- Luyken, K., et. al., "Somatometric Data on the Body Composition and Nutritional Status of Dutch Boys and Young Men Aged 8 to 25 Years Old During the Period 1960-1964," Nederl. T. Geneesk, 111:990-9, June 3, 1967(Dut).
- Lygonis, C.S., "Heights and Weights of Faroese Children," Nutr. Dieta. (Basel), 9:259-62, 1967.
- Mac Keith, R.C., "Measurement and the Paediatrician," Develop. Med. Child. Neurol., 6:453-4, October, 1964.
- Maglietta, V., "First Results of Comparative Studies of the Auxologic Development and Psychomotor Development of Healthy Infants," Clin. Pediat. (Bologna), 50:224-34, April, 1968(Ita).

- Maida, A., et. al., "Behavior of Some Anthropometric Indices in the Sardinian Mother and Newborn Infant at the Time of Birth," Ross. Int. Clin. Ter., 49:1470-4, December 15, 1969 (Ita).
- Maisano, A., "Auxologic Study of Calabrian Children. 3. Males From 14-18 Years," Endocr. Sci. Cost., 28:65-78, 1964 (Ita).
- Maisano, A., "Auxological Study of Children of Calabria. II. Males From 10 to 13 Years of Age," Endocr. Sci. Cost., 28:25-36, 1964 (Ita).
- Mao, S.T., "Birth Measurements of 1,380 Newborn Infants in Tsinan," Zhong. Erke. Z., 11:96, February, 1960 (Ch).
- Masse, N.P., "Height and Weight of Normal Children," Ann. Pediat. (Paris), 13:374-9, May 2, 1966 (Fr).
- Martin, C., "Birth Measurements of Infants," Mtschr. Gebkd. u. Frauenkrankh., Vol. 30, P. 428, 1867.
- Marzot, G., et. al., "Statistical Study on Variation in Height and Weight in People of Val di Fiemme (Province of Trento). I. Average-Normal Values and Indices of Variation in Height and Weight Between the Ages of 3 and 6 Years," Ig. Mod., 59:30-41, 1966 (It).
- Marzot, G., et. al., "Statistical Study on Variation in Height and Weight in People of Val di Fiemme (Province of Trento). II. Average-Normal Values and Indices of Variation in Height and Weight Between the Ages of 6 to 14 Years," Ig. Mod., 59:42-53, 1966 (Ita).
- Marzot, G., et. al., "Statistical Study of the Variations of Body Height and Weight in Subjects of the Fiemme Valley (Province of Trento). IV. The Auxological Situation and Body Constitution of Children From 7 to 13 Years of Age Estimated by the Sigmatic Method," Ig. Mod., 59:472-84, 1966 (Ita).
- Masse, N., et. al., "Somatic Growth and Development of French Children and Adolescents. Summary of our Knowledge and Suggestions for Surveys," Pediatric, 22:593-607, July-August, 1967 (Fr).
- Masse, N.P., "Physical Growth and Development of the Normal Child," Rev. Venez. Sanid. Asist. Soc., 30:175-89, June, 1965 (Sp).
- Matarese, G., et. al., "Initial Anthropometric Data Acquired During an Auxologic Survey of 7301 Children Attending Elementary Schools of the Province of Naples," Ross. Int. Clin. Ter., 46:881-4, August 31, 1966 (Ita).

- Mc Elwain, D.W. and Kincaid, H., "The Establishment of Norms for Heights and Weights of Infant and Pre-School Children in the City of Melbourne," Melbourne: Department of Health, 1-43, 1946.
- Mc Gregor, I.A., Billewicz, W.Z. and Thomson, A.M., "Growth and Mortality in Children in an African Village," British Medical Journal, 2, 1661-6, 1961.
- Mc Kay, D.A., "Anthropometry in Action. V. Age Assessment by Indigenous Calendar and Recalled Birth Intervals in Village Anthropometric Studies," J. Trop. Pediat., 16:24-7, March, 1970.
- Mc Kay, D.A., "The Use of Arm Circumference as a Nutritional Indicator in Field Surveys in Malaysia," J. Trop. Pediat., 15:213-7, December, 1969.
- Medved, R., "Standards for Anthropometric Measurements of our School Children," Lijeem Vjesn, 86:1265-9, October, 1964(Ser).
- Meek, C., "Volume Measurements of the Human Baby and Its Individual Parts in Different Stages of Life," Zschr. f. Biologie, 31(13):125-47, 1885(Ger).
- Meheus, A., et. al., "Study on Body Height and Weight in Gent's Schools," Arch. Belg. Med. Soc., 27:488-502(Dut).
- Meredith, H.V., "Body Size in Infancy and Childhood: A Comparative Study of Data from Okinawa, France, South Africa, and North America," Child Develop 19:179-95, 1948.
- Mierslauski, W., "Annual Increase of Body Length in Boys From Different Environments in Gdansk District," Pol. Tyg. Lek., 22:1070-2, July 10, 1967(Pol).
- Mierslauski, W., "Body Weight and Height of Elementary School Children in the Province of Gdansk in the School Year 1966-67," Pediat. Pol., 43:903-4, July, 1968(Pol).
- Mierslauski, W., "Annual Increases in Body Height in Girls in Various Areas in Gdansk Province," Pol. Tyg. Lek., 24:1808-10, October 24, 1969(Pol).
- Mies, J., "Birth Measurements of Infants," Virehow's Archiv f.d. path. Anatomie und Physiol., Vol. 123, P. 191, 1891.
- Miklashevskaya, N.N., "Age Changes in Dimensions of the Head and Face of Children and Adolescents of Various Ethnic Groups," Vop. Anthropol., 18:36-46, 1964.

- Miklashevskaya, N.N., "Growth Changes in Structure of the Soft Tissue of the Face and Pigmentation in Children and Adolescents," Vop. Anthrop., 21:121-31, 1965.
- Miklashevskaya, N.N., "Growth of the Head and Face in Boys of Various Ethnic Groups in the U.S.S.R.," Hum Biol., 38:231-50, 1966.
- Millis, J., "The Length of Newborn Chinese Infants," Med. J. Malaya, 14:177-80, March, 1960.
- Montoya, C., et. al., "Longitudinal Study of Weight Increase in the First 2 Years of Life," Rev. Chile Pediat., 36:240-4, April, 1965 (Sp).
- Montoya, C., et. al., "Weight and Stature of Pre-School Age Children of Santiago Belonging to 2 Different Social Levels," Rev. Chile Pediat., 35:269-77, March, 1964 (Sp).
- Moraes, C.L., "Height and Weight Development in Schoolchildren of the City of Santa Maria (Rio Grande do Sul) 1962," Pediat. Prat., 35:5-13, 1964 (Port).
- Morley, D.C., et. al., "Heights and Weights of West African Village Children From Birth to the Age of Five," W. Afr. Med. J., 17:8-13, February, 1968.
- Morris, D., et. al., "Length of Jamaican Babies at Birth," W. Indian Med. J., 20:35-40, March, 1971.
- Mostova, L.O., "Growth, Weight and Chest Circumference Indices in School Children From 8-14 Years of Age in Kiev (1959-1960)," Pediat. Akush. Ginek., 5:27-30, 1962 (Uk).
- Mukherjee, D.K., et. al., "Height, Weight, Height Velocity and Weight Velocity of Bengali Hindu Children from Birth to 18 Months," Indian J. Pediatrics, 37:429-37, September, 1970.
- Nagata, H., et. al., "Frequency Distribution of the Height of Children in Urban Primary and Junior High Schools," Med. Biol. (Tokyo), 74:106-11, February 10, 1967 (Jap).
- Nagata, H., et. al., "Frequency Distribution of the Body Weight by Height Among Primary and Middle School Children in Urban Areas," Med. Biol. (Tokyo), 74:166-71, March 10, 1967 (Jap).
- Nagata, H., et. al., "Interrelations Among Height, Weight, Chest Girth, and Sitting Height Observed on School Children in Kyoto City," Jap. J. Hyg., 22:571-7, December, 1967.
- Nagata, H., et. al., "Weight-Height Relations of School Children in Urban District," Jap. J. Hyg., 22:370-5, June, 1967 (Jap).

- Navrotskaia, L.M., "Body Weight Changes in Newborn Infants During the 1st Week After Birth," Vop. Okhr. Materin Dets., 14:13-9, December, 1969 (Rus).
- Nellhaus, G., "Head Circumference in Black and White and Indian (New Delhi) Children," Pediatrics, 48:494-5, September, 1971.
- Neugebauer, H., "Back Measuring Device for Mass Examination," Z. Orthop., 108:395-406, November, 1970 (Ger).
- Neuman, C.G., Shanker, H. and Uberois, S., "Nutritional and Anthropometric Profile of Young Rural Punjabi Children," Indian J. Med. Res., 57:1122-49, June, 1969.
- Niemi, M., et. al., "Change of Body Size and Form During Growth in Finnish Children," Ann. Paediat. Fenn., 10:Suppl 24: 45-57, 1964.
- Notschaele, L.A., "Weight, Height and Shoulder Breadth in School Children," T. Soc. Geneesk, 40:652-8, November, 1962 (Dut).
- Notschaele, L.A., "Weight, Body Height and Shoulder Breadth in School Children. II. Influence of Health and Body Build," T. Soc. Geneesk, 40:677-9, November, 16, 1962 (Dut).
- Oberndorfer, L., et. al., "Anthropometric Measurements of 1650 Newborn in Medellin, Colombia," J. Trop. Pediat., 11:4-13, June, 1965.
- Onokhova, G.P., "Anthropometric Basis for Construction of Lower Extremity Prosthesis for Small Children," Ortop. Travm. Protez., 31:6-10, May, 1970 (Rus).
- Ottaviano, S., et. al., "Height and Birth Weight of Full Term Infants. I. Correlation With the Height of Parents," Arch. Ital. Pediatr. Pueric., 26:379-83, May-August, 1969 (Ita).
- Owada, K., et. al., "Studies on the Increase in Height and Weight in School Boys," Jap. J. Hyg., 22:503-10, October, 1967 (Jap).
- Pachauri, S., et. al., "An Anthropometric Study of the Newborn in Varanasi," Indian J. Pediat., 37:47-53, February, 1970.
- Palacios, J. M., et. al., "Data on the Height and Weight of 128,000 Spanish Children," Rev. Clin. Esp., 99:230-8, November 30, 1965 (Sp).
- Partingdon, M.W., et. al., "The Heights and Weights of Indian and Eskimo School Children on James Bay and Hudson Bay," Canad. Med. Assoc. J., 100:502-9, March 15, 1969.

- Patel, S.S., et. al., "Measurements or Growth of Children of Gujarati Parentage," Indian J. Public Health, 9:127-34, July, 1965.
- Pavlov, S., et. al., "Growth Level of the Cervical Acromial and Suprasternal Point and Their Age Related Interrelationship in Boys and Girls of Age 3-17," Folia Med. (Plovdiv), 11:366-72, 1969 (Fr).
- Perronnette, H., "The Community Weight Profile of Children in Rural Martinique," J. Trop. Pediat., 14:43-6, March, 1968.
- Petrov, I., "On the Proportions and Correlations of Measurements of Extremities in 3 Year Old Boys and Girls," Folia Med. (Plovdiv), 9:373-92, 1967 (Fr).
- Phillips, H.T., "Some Social and Ethnic Variations in the Physique of South African Nursery School Children," Arch. Dis. Child., 28:226-31, 1953.
- Popandopulo, S.V., "Preparing Anthropometric Data for Processing by Computer," Zdravookhr Ross. Fed., 13:25-9, August, 1969 (Rus).
- Poser, H., et. al., "Construction and Use of a Growth Slide, Somatonorm, for Ages 3-18 Years for Determination of Standardized Body Measurements," Kinderaerztl Prax, 37:257-60, June, 1969 (Ger).
- Poser, H., et. al., "Determination of Standardized Values of the Body Size and Body Weight of 0 to 3-Year-Old Children By Means of a Growth-Measuring Slide (Somatonorm)," Kinderaerztl Prax, 33:31-6, January, 1965 (Ger).
- Prasad, S., "Pediatric Anthropometry in Rural Areas," Indian Pediat., 1:471-6, December, 1964.
- Prato, C. and Risolo, L., "Biometric Values in Illegitimate Newborn Infants Received In the Real Casa Santa dell Annuziata," Minerva Pediat., 14:1018-9, September 8, 1960.
- Preisova, J., "Biometry of the Eye with Ultrasonics," Cesk. Oftal., 24:13-7, January, 1968 (Cz).
- Prinsloo, J.G., "Heights and Weights of White Nursery-School Children in Pretoria," S. Afr. Med. J., 38:601-6, August 15, 1964.
- Prochorow, M., "Height and Weight of Diabetic Children in Various Stages of Disease," Pol. Tyg. Lek., 21:539-42, April 11, 1966 (Pol).
- Prohic, H., et. al., "Determination of the Body Length of Newborn Infants Based on the Length of the Long Bones and the 3rd Rib," Srpski. Arh. Celok. Lek., 97:1041-6, October, 1969 (Ser).

- Prokopec, M., "Studies of Child Growth in Czechoslovakia," Indian Pediat., 1:100-11, March, 1964.
- Prosperi, P., et. al., "Evaluation of Weight and Stature Development of Girls in Relation to the Puberal Crisis," Rev. Clin. Pediat., 81:799-811, September-October, 1968(Ita).
- Prosperi, P., et. al., "Evaluation of Height and Weight Development of Girls in Relation to the Puberal Crisis. Preliminary Note," Minerva Pediat., 22:910-1, April 28, 1970(Ita).
- Raghavan, K.V., et. al., "Heights and Weights of Well Nourished Indian School Children," Indian J. Med. Res., 59:648-54, April, 1971.
- Rao, M.N., et. al., "Methods for Determining Norms and Growth Rates. A Study Amongst Indian School Going Boys," Gerontologia (Basel), 12:200-16, 1966.
- Rappaport, R., "Growth and Increase in Stature," Ann. Pediat. (Paris), 14:612-3, August-September, 1967(Fr).
- Rastenski, J., "Body Dimensions in Newborn Infants," Pediatr. Pol., 46:1145-52, September, 1971(Pol) (Eng. Abstract).
- Roberts, C.D., et. al., "Application of Multivariate Analysis to Height Weight Comparisons of Normal Children and Children With Cystic Fibrosis," Z. Ernaehrungsweiss, 10:217-22, April, 1971.
- Robertson, I., "Weight Charts of Coloured Infants and Pre-School Children," S. Afr. Med. J., 35:466-7, June 10, 1961.
- Robinow, M. and Jelliffe, D.B., "The Use of Arm Circumference in a Field Survey of Early Childhood Malnutrition in Busoga, Uganda," J. Trop. Pediat., 15:217-22, December, 1969.
- Robson, J.R., "Seasonal Influence on Height and Weight Increments of Boys and Girls in Tanganyika," J. Trop. Med. Hyg., 67:46-9, February, 1964.
- Robson, J.R., et. al., "The Accuracy of Measurement of Weight in the Well Baby Clinic," J. Trop. Pediat., 16:5-11, March, 1970.
- Roginsky, J.J., "Growth Changes in Racial Features in Man During the Uterine Period and in Childhood," Trudy Etnogr. nov. ser. L. Anthropol. sb., 2:3-28, 1960.
- Rosenblat, W.W., et. al., "Characterization of Anthropometric Data in Adolescents," Zaerztl Fortbild (Jena), 62:1003-5, September 1, 1968(Ger).

- Rothig, W., "Calculation of Body Length of Fetus and Infants By the Transverse Diameter of the Foramen Occipitale Magnum," Z. Rechtsmed, 68:149-53, 1971(Ger).
- Rutenfranz, J. and Mocellin, R., "Studies on the Physical Working Capacity of Healthy and Sick Adolescents. I. Standard Values and References to Body Measures," Z. Kinderheilk, 103:109-32, 1968.
- Rutishauser, I.H., "Correlations of the Circumference of the Mid Upper Arm With Weight and Weight for Height in Three Groups in Uganda," J. Trop. Pediat., 15:196-8, December, 1969.
- Rutishauser, I.H., "Heights and Weights of Middle Class Baganda Children," Lancet, 2:565-7, September 18, 1965.
- Saigal, S., et. al., "Anthropometric Studies of 1000 Consecutive Newborns With Special Reference to Determine Criteria in Prematurity," Indian Pediat., 6:24-33, January, 1969.
- Salamandra, R., "Biometric Study of the School Population From 6 to 12 Years of the Municipality of Grosseto," Arcisped. S. Anna Ferrara, 14:831-42, 1961(Ita).
- Scholz, C. and Scholz, E., "Dynamic Observations on the Individually Accelerated or Retarded Growth of Body Height in the First 6 Years of Life," Ann. Paediat. (Basel), 195: 100-14, August, 1960(Ger).
- Scholz, E., "A Graphic Demonstration of Average Values and Variations of Body Height and Body Weight of School-Age Children," Aerztl. Jugendk., 56:8-13, 1965(Ger).
- Schorr, R., et. al., "Annual Increase Rate of Body Height and Body Weight in Boys and Girls," Deutch Gesundh., 23:176-81, January 26, 1968(Ger).
- Schroeder, E., "On Body Height Changes in School Children. Studies on 85,000 Berlin Students," Oeff. Gesundheitsdienst, 22:81-5, June, 1960(Ger).
- Schulze, H., et. al., "Body Length and Body Weight of Dusseldorf Youth," Oeff. Gesundheitswesen, 31:250-67, May, 1969.
- Sempe, M., et. al., "Child Growth From 0 to 7 Years of Age. (Measurements of Children of the Paris Area From 1953 to 1962)," Arch. Franc. Pediat., 21:111-34, January, 1964(Fr).
- Shephard, R.J., Weese, C.H. and Merriman, J.E., "Prediction of Maximal Oxygen Intake From Anthropometric Data. Some Observations on Pre-Adolescent Schoolchildren," Int. Z. Angew. Physiol., 29:119-30, 1971.

- Shih, S.C., et. al., "Growth Charts of Height, Weight, and Chest, and Head Circumferences for Children Under Six Years of Age in Taiwan," J. Formosan Med. Assoc., 65:313-25, June 28, 1966.
- Shiloh, I., "The Physical Anthropology of School-Age Children in Beth Mazmil," Harefuah, 50:243-6, 1956.
- Shirole, D.B., et. al., "Anthropometric Study of 1000 New Born Babies," Indian Pediatr., 7:219-20, April, 1970.
- Shrivasta, A.K., et. al., "Nutritional Status of Rural Pre-school Children Around Jabalpur. I. Anthropometric Observations," Indian Pediatr., 7:313-22, June, 1970.
- Singh, H.D., et. al., "Some Anthropometric Measurements in South Indian School Boys," Indian J. Pediat., 36: 205-12, June, 1969.
- Singh, R. and Venkatachalam, P.S., "Anthropometric Studies of the New Born," Indian J. Med. Res., 50:794-9, September, 1962.
- Smart, R.C., "Height and Weight of Preschool Children in the Chetan Balwadi," Indian J. Pediat., 29:33-6, February, 1962.
- Smit, P.J., et. al., "Sex, Age, and Race Variations in the Body Measurements of White, Bantu, Coloured, and Indian Children Aged 7-15 Years," S. Afr. Med. J., 41:422-6, April 22, 1967.
- Smit, P.J., et. al., "Body Measurement of School Children of Four Racial Groups in Pretoria," S. Afr. Med. J., 41: 868-90, September 16, 1967.
- Smolianskii, G.B., "On the Problem of Assessment of the Physical Growth of Groups of Children and Adolescents," Gig. Sanit., 31:30-3, December, 1966 (Rus).
- Spranger, J., Ochsenfarth, A., Kock, H.P. and Henke, J., "Anthropometric Standards in Childhood," Z. Kinderheilk, 103: 1-12, 1968.
- Standard, K.L., "Weights and Heights of Children in Barbados, West Indies--1961," W. Indian Med. J., 13:77-83, June, 1964.
- Stanislav, D., et. al., "Somatometric Tables of Annual Means of 57 Body Characteristics for Boys and Girls 3-18 Years of Age and for Men and Women of an Average Age of 23 Years in the Bulgarian Town of Plovdiv," Folia Med. (Plovdiv), 12: 5-14, 1970 (Ger).

- Stanislav, D., et. al., "Somatometric Tables of Mean Yearly Values of 57 Body Characteristics in Boys and Girls 3-18 Years of Age and in Men and Women of an Average Age of 23 Years in the Bulgarian Town of Plovidv," Folia Med. (Plovdiv), 12:147-57, 1970 (Ger).
- Starikov, B.E., "Data on the Physical Development of Children of Pre-School Age in Briansk," Zdravookhr. Ross. Fed., 12:16-9, August, 1968 (Rus).
- Stegen, G. and Barros, M., "Considerations on Anthropometric Measurements in Healthy and Undernourished Children," Rev. Chil. Pediat., 31:132-9, March, 1960 (Sp).
- Sterling, H.M., "Height and Weight of Children with Cerebral Palsy and Acquired Brain Damage," Arch. Phys. Med., 41:131-5, April, 1960.
- Stracker, O.A., "Body Measurements of Children and Adolescents in Our Time," Med. Mschr., 20:491-4, November, 1966 (Ger).
- Stracker, O.A., "The Present Body Weights and Measures in Children and Adolescents," Wien. Med. Wschr., 114: 816-8, November 14, 1964 (Ger).
- Sugiono, M., et. al., "Standard Values of Weight, Length, and Other Measurements of Indonesian Infants in Two M.C.H. Centres in Jakarta," Paediat. Indonesia, 4:Suppl:171-84, October-December, 1964.
- Suoninen, P., "Physical Development of Children with Congenital Heart Disease," Acta Paediatr. Scand. (Suppl.), 206:Suppl 206:54-, 1970.
- Szczepanski, J., "A Trial to Use Radiophotography for Evaluation of the Thoracic Skeleton and Anthropometric Measurements," Wiad. Lek., 22:327-32, February 15, 1969 (Pol).
- Takkunen, R.L., "Anthropometric Studies on Finnish Children," Ann. Paediat. Fenn., 8(Suppl 19):1-127, 1962.
- Tapia Caballero, M., et. al., "Biometric Measurements in Childhood and Adolescence of the Hospital Area South of Santiago," Rev. Chile Pediat., 34:565-74, July, 1963 (Sp).
- Tan, P.C., et. al., "Heights and Weights of a Sample of Malaysian Children," Med. J. Malaya, 24:12-7, September, 1969.
- Tanasescu, G., et. al., "The Level of Physical Development of Children 0-3 Years of Age in the Socialist Republic of Rumania," Pediatria (Bucus), 19:97-108, March-April, 1970 (Rum).

- Tanner, J.M., "Studies of Child Growth in the United States," Lancet, 1:663, 1949.
- Tanner, J.M., "The Aberdeen Growth Study: I.," Arch. Dis. Child., 31:372, 1956.
- Tanner, J.M., Growth of Adolescence, 2nd ed. Oxford: Blackwell Scientific Publications, 1962.
- Tanner, J.M., Whitehouse, R.H. and Takaishi, M., "Standards From Birth to Maturity for Height, Weight, Height Velocity and Weight Velocity: British Children 1965," Arch. Dis. Child., 41:454-71 and 613-35, 1966.
- Tanner, J.M., et. al., "Standards for Children's Height at Ages 2-9 Years Allowing for Heights of Parents," Arch. Dis. Child., 45:755-62, December, 1970.
- Tanner, J.M., et. al., "Standards From Birth to Maturity for Height, Weight, Height Velocity and Weight Velocity: British Children, 1965. I.," Arch. Dis. Child., 41:454-71, October, 1966.
- Tanner, J.M., et. al., "Standards From Birth to Maturity for Height, Weight, Height Velocity and Weight Velocity: British Children, 1965. II.," Arch. Dis. Child., 41:613-35, December, 1966.
- Tarasov, L.A., "Physical Development of Children of Preschool Age in Murmansk," Gig. Sanit., 29:77-9, May, 1964(Rus).
- Terada, H. and Hoshi, H., "Longitudinal Study on the Physical Growth in Japanese. Changes in the Cephalic Index During the First Three Years of Life," Acta Anat. Nippon, 40:116-23, 1965.
- Terrosi, F., "Auxometric Study in Children in Grosseto Province," Arch. Ital. Pediat., 26:148-60, May-August, 1968(Ita).
- Thieme, I., "Studies on the Increase in Height of Children During the 1st 4 School Years," Oeff. Gesundheitsdienst, 25:188-96, April, 1963(Ger).
- Thomson, F.A., "The Weight of Pre-School Children in the Federation of Malaya," Med. J. Malaya, 15:160-5, March, 1961.
- Thomson, J., "Growth From Three to Five Years," British Journal of Preventive and Social Medicine, 10:128-33, 1956.
- Tonelli, E., et. al., "Biometric and Auxologic Longitudinal Study on Children in the Eilia Region. II. Study of a Mixed Dynamic Series of Children From Bologna 1-6 Months Old," Ig. Mod., 61:82-115, 1968(Ita).

- Tonelli, E., et. al., "Biometric and Auxological Longitudinal Studies of the Infantile Population of Emilia. I. Study of a Mixed Dynamic Series of School Children Aged 6-14 Years in San Marino," Ig. Mod., 61:82-115, 1968(Ita).
- Tonelli, E., Marinelli, M. and Cenni, P., "Research on the Growth of Children of Bologna During Infancy and Early Childhood. I. Mean Values of Height and Weight in Ages Between 1 and 4 Years," Clin. Pediat. (Bologna), 44: 22-35, January, 1962(Ita).
- Tonelli, E., et. al., "Statistical and Biometric Research on Premature Infants of Emilia. 3. Mean Values of Cranial and Thoracic Circumferences, and of the Thoracic Circumference with Respect to the Cranium, From the Moment of Birth," Clin. Pediat. (Bologna), 47:125-35, February, 1965(Ita).
- Tonelli, E., et. al., "Research on the Growth of the Infant and Child in Bologna. II. Study of the Relations Between Birth Weight and Successive Infant Growth," Clin. Pediat. (Bologna), 47:801-14, October, 1965(Ita).
- Tonelli, E., et. al., "Statistical and Biometric Research on Premature Children of Emilia. V. The Sigmatic Method in Auxologic Evaluation of Premature Infants," G. Ig. Med. Prev., 6:56-72, January-March, 1965(Ita).
- Topp, S.G., et. al., "Influence of Environmental Factors on Height and Weight of School Children," Br. J. Prev. Soc. Med., 24:154-62, August, 1970.
- Trivedi, B.K., et. al., "A Study of Height and Weight of Primary School Children of a Rural Area near Kanpur," Indian J. Pediatrics, 38:20-6, January, 1971.
- Uryson, A.M., "On the Age Variability of Some Dimensions of the Child's Body," Vop. Anthropol., 9:72-9, 1962.
- Valacic, K., "Average Arithmetic Values for Body Weight and Height of 7-Year-Old Children in Vojvodina," Higijena, 13:168-70, 1961(Ser).
- Viggiani, A., "Determination of Standards of Height and Weight on Elementary School Children in the City of Pescara," G. Ig. Med. Prev., 5:220-4, July-September, 1964(Ita).
- Villarejos, V.M., et. al., "Heights and Weights of Children in Urban and Rural Costa Rica," J. Trop. Pediatr., 17:31-43, March, 1971.
- Wadsworth, G.R., et. al., "Heights and Weights of Adolescent Girls in a City of Northern Iran," J. Trop. Med. Hyg., 73:172-3, July, 1970.

- Wasz-Hockert, O., et. al., "Length and Weight of Elementary School Children," Finsk Lakaresalisk Handl., 108:188-99, 1964 (Sw).
- Watanabe, S., et. al., "Anthropometric Study on the Girth of the Lower Limbs of the School Children in Hiromicho, Kitauwa-gun, Iyo Prefecture," J. Kumamoto Med. Soc., 37:469-82, August 25, 1963 (Jap).
- Welbourn, H.F., "The Effect of Tropical and Other Environmental Factors on Stature and Subcutaneous Fat in Kampala Nursery School Children," Arch. Dis. Child., 36:200-4, April, 1961.
- Westropp, C.K. and Barber, C.R., "Growth of the Skull in Young Children, I: Standards of Head Circumference," Journal of Neurology, Neurosurgery, and Psychiatry, 19:52-4, 1956.
- Wieringen, J.C. van, et. al., "Growth Diagrams of Infants. A National Survey, 1964-1966," Maandschr. Kindergeensk, 34:389-414, December, 1966 (Dut).
- Winfert, F., "Biometrical Analysis of Growth Functions of Cerebral Component Parts and Body Weight," J. Harnforsch., 11:133-97, 1969 (Ger).
- Wolanski, N., "A Graphic Method for the Study on the Rate and Harmony of Growth in Children and Adolescents (the Method of Canals and Levels of Development)," Pediat. Pol., 36:827-43, August, 1961 (Pol).
- Wolanski, N. and Lasota, A., "Physical Development of Countryside Children and Youth Aged 2 to 20 Years as Compared With the Development of Town Youth of the Same Age," Zeitschrift fur Morphologie und Anthropologie, 54:272-92, 1964.
- Yang, Y.C., "Birth Weight, Body Length, Sitting Height and Head Circumference Measurements in 1,400 Newborns," Zhong Erke Z., 11:96, February, 1960 (Ch).
- Yao, K.F., Want, S.K., Chang, T.M. and Chen, B.S., "Body Weight and Height of Primary and Middle School Children in the Central Southern Region in 1952," Zhong Erke Z., 11:128-32, February, 1960 (Ch).
- Young, H.B., "Arm Measurements as Indicators of Body Composition in Tunisian Children," J. Trop. Pediat., 15:222-5, December, 1969.
- Zaizov, R., et. al., "Body Length and Weight at Birth and One Year of Age in Different Communities in Israel," Acta Paediat. Scand., 55:524-8, September, 1966.

The Table of Contents

	<u>Page</u>	<u>Color Code</u>
Table of Contents	1	
Acknowledgments	2	
Forward	3	
Table I. Data Tabulated by Measurement	7	
Arm Circumference	9	
Buttocks-Knee Length	15	
Buttocks Width	17	
Calf Circumference	21	
Cephalic Breadth	29	
Cervicale Height	31	
Chest Circumference (Midpoint Breathing)	33	
Chest Circumference (Exhale)	41	
Foot Length	42	
Foot Width	44	
Hand Length	46	
Hand Width	48	
Head Circumference	50	
Head Length	56	
Hip Circumference	59	
Lower Leg Length (Tibiale to Sole)	61	
Neck Circumference	65	
Shoulder-Elbow Length	67	
Shoulder Width (Biacromial Diameter)	71	
Sitting Height	76	
Stature	91	
Thigh Circumference	130	
Weight	132	
Table II. Data Tabulated by Author	168	
A. American Cross-Sectional	170	
B. American Longitudinal	195	
American References Cited	236	
C. Foreign Cross-Sectional	238	
D. Foreign Longitudinal	246	
Foreign References Cited	255	
Table III. American Bibliography	256	
Table IV. Foreign Bibliography	284	