



**Societal Costs of Traffic Crashes
and Crime in Michigan: 2006 Update**

**Lidia P. Kostyniuk
Linda L. Miller
Lisa J. Molnar
Adam D. Nation**

**Societal Costs of Traffic Crashes and
Crime in Michigan: 2006 Update**

Lidia P. Kostyniuk
Linda L. Miller
Lisa J. Molnar
Adam D. Nation

The University of Michigan
Transportation Research Institute

Ann Arbor, MI 48109-2150
U.S.A.



Technical Report Documentation Page

1. Report No. UMTRI-2006-23		2. Government Accession No.		3. Recipient's Catalog No.	
4. Title and Subtitle Societal Costs of Traffic Crashes and Crime in Michigan: 2006 Update				5. Report Date Sept 12, 2006	
				6. Performing Organization Code	
7. Author(s) Kostyniuk, L.P., Miller, L.L., Molnar, L.J., Nation, A.D				8. Performing Organization Report No. UMTRI-2006-23	
9. Performing Organization Name and Address The University of Michigan Transportation Research Institute 2901 Baxter Road Ann Arbor, Michigan 48109-2150 U.S.A.				10. Work Unit no. (TR AIS)	
				11. Contract or Grant No. CP-06-03	
12. Sponsoring Agency Name and Address Michigan Office of Highway Safety Planning 4000 Collins Road Lansing MI, 48909-8133				13. Type of Report and Period Covered Final 10/1/05–9/30/06	
				14. Sponsoring Agency Code	
15. Supplementary Notes					
16. Abstract <p>Cost estimates, including both monetary and nonmonetary quality-of-life costs specific to Michigan, were estimated for traffic crashes and index crimes by experts in the field of economics of traffic crashes and crimes. These cost estimates were applied to 2004 Michigan traffic crash and index crime incidence data to estimate dollar losses from traffic crashes and index crimes to the state and for each county within the state. Crash costs associated with alcohol-involved traffic crashes were also calculated. Findings indicate that in 2004, index crimes in Michigan resulted in \$2.0 billion in monetary costs and \$5.1 billion in total (monetary and nonmonetary quality-of-life) costs. Traffic crashes resulted in \$5.9 billion in monetary costs and \$12.4 billion in total costs. Of these costs, alcohol-involved crashes accounted for \$1 billion in monetary costs and \$2.6 billion in total costs. Based on dollar losses to the state, the magnitude of the problem of traffic crashes exceeded that of index crimes in 2004.</p>					
17. Key Words				18. Distribution Statement Unlimited	
19. Security Classification (of this report) Unclassified		20. Security Classification (of this page) Unclassified		21. No. of Pages 196	22. Price

ACKNOWLEDGMENTS

We gratefully acknowledge Drs. Ted Miller, Eduard Zaloshnja and Dexter Taylor of the Pacific Institute for Research and Evaluation for developing comparable and up-to-date cost estimates for traffic crash and index crime incidents. We thank Renée St. Louis and Jonathon Vivoda of UMTRI for help in editing the report, and Judy Settles and Mary Chico also of UMTRI for help with the administrative portions of this project.

Lidia P. Kostyniuk, Ph.D.

Linda L. Miller, M.A.

Lisa J. Molnar, M.H.S.A.

Adam D. Nation, B.A.

CONTENTS

BACKGROUND.....	1
METHODS.....	3
Estimation of Costs for Traffic Crashes and Index Crimes.....	3
Estimation of Incidents of Traffic Crashes and Index Crimes.....	3
Estimation of Dollar Losses to the State of Michigan from Traffic Crashes and Index Crimes.....	4
RESULTS.....	5
REFERENCES.....	7
APPENDIX A	
Costs per Police-Reported Crash Victim and Crime in Michigan: Methods Supplement.....	177
APPENDIX B	
Cost of Traffic Crashes and Index Crimes in Michigan, 1998-2004.....	187

Background

Traffic crashes and crime both impose significant economic and social burdens through injury and loss of life, as well as property damage and loss. Efforts to reduce crashes and crime often result in competing demands on limited public resources. Comparable and up-to-date cost data on crashes and crime contribute to informed decision making about allocation of limited public resources in important ways. As a first step, cost data provide information about the magnitude of the problems of crashes and crime by allowing us to estimate dollar losses to society. More importantly, cost data on crashes and crime are essential in providing a common measure for evaluating cost and benefits of various policy alternatives that compete for resources.

This document is the fourth in a series of UMTRI reports that estimates the monetary and nonmonetary (quality-of-life) costs to the state of Michigan from traffic crashes and crimes. In all four studies, cost estimates for crashes and crime were applied to crash and crime incident data to generate dollar losses to the state. Michigan's crime experience in these studies is represented by the incidence of index crimes. Index crimes include murder, rape, robbery, aggravated assault, burglary, larceny, motor vehicle theft, and arson. Arson, however, was excluded from these studies because it is often intentionally committed against one's own property complicating societal cost estimation.

The results of the first study (Streff and Molnar, 1990) indicated that in 1988, index crimes in Michigan resulted in \$0.8 billion in monetary costs and \$2.4 billion in total costs (i.e., monetary and nonmonetary quality-of-life costs). Traffic crashes in Michigan resulted in \$2.3 billion in monetary costs and \$7.1 billion in total costs, nearly three times the cost of index crimes. In 1994, updated cost estimates for crashes and crime applied to 1993 crash and crime incidence data for Michigan (Streff and Molnar, 1994) indicated that index crimes resulted in \$1.9 billion in monetary costs and \$5.0 billion in total costs, while traffic crashes resulted in \$4.5 billion in monetary costs and \$12.1 billion in total costs in 1993, more than twice the cost of index crimes.

In the third study (Streff and Molnar, 1999), the study methodology was expanded to include cost estimates for alcohol-involved traffic crashes. Findings indicated that in 1998, index crimes in Michigan resulted in \$1.9 billion in monetary costs and \$4.5 billion in total costs. Traffic crashes resulted in \$4.3 billion in monetary costs and \$10.7 billion in total costs. Of those costs, alcohol-involved crashes

accounted for \$1 billion in monetary costs and 2.8 billion in total costs. Costs for traffic crashes in 1998 were more than twice as high as comparable costs for index crimes.

In the present study, cost estimates, including both monetary and nonmonetary quality-of-life costs specific to Michigan, were generated for traffic crashes and index crimes by leading experts in the fields of economics of traffic crashes and crime. As in the three earlier studies, arson was excluded from the analyses. The cost estimates were applied to 2004 Michigan traffic crash and index crime incidence data to estimate dollar losses from traffic crashes, alcohol-related traffic crashes, and index crimes for each county in the state, as well as for the state as a whole.

Methods

Estimation of Costs for Traffic Crashes and Index Crimes

Methods for estimating costs of traffic crashes and index crimes are detailed in the Appendix. A brief overview is presented here. Costs of traffic crashes and index crimes were estimated by the Pacific Institute for Research and Evaluation. Costs of traffic crashes parallel those estimated by Miller, Galbraith, Leslina, Schlax, Mabery, and Deering (1997). Methods for estimating costs of index crimes parallel those used by Miller, Cohen, and Wiersema (1994). Costs of both traffic crashes and index crimes were adapted to Michigan using state-specific medical costs and earnings and a regional price adjuster.

Costs of traffic crashes and index crimes are broken out into two categories in this study: (1) monetary costs and (2) nonmonetary quality-of-life costs. Monetary costs include medical care (including payments for hospitals and physician care, emergency medical transport, rehabilitation, prescriptions, allied health services, medical devices, nursing home care, and insurance claims processing, as well as coroner and premature burial costs for fatalities), future earnings (including wages, fringe benefits, and housework lost by the injured), public services (including initial police response and follow-up investigation, as well as emergency transport and fire services), and property damage and loss (the value of property damage and of property taken and not recovered).

Nonmonetary quality-of-life costs include costs associated with pain, suffering, and fear. For crime, these values come from jury awards for pain, suffering, and lost quality of life due to physical injuries and fear. For murders and traffic crashes, these values are computed from the amount people routinely spend (in dollars or time) to reduce their risk of death and injury (see Cohen and Miller 1994; Cohen and Miller, 2003).

Estimation of Incidents of Traffic Crashes and Index Crimes

Data on motor vehicle crashes in Michigan were obtained from the Michigan State Police and were broken out by county (UMTRI, 2005). Records were obtained for all crashes reported to local or state police agencies in 2004, with injury severity coded according to the KABCO injury severity scale. K-level (fatal) injuries are injuries caused

by the crash that result in death within 90 days of the incident. A-level (serious) injuries are incapacitating injuries that prevent injured persons from walking, driving, or normally continuing activities they were capable of performing prior to the injury. B-level (moderate) injuries include non-incapacitating injuries that are evident to observers at the scene of the crash. C-level (minor) injuries are possible injuries reported or claimed that are not fatal, incapacitating, or non-incapacitating injuries evident to observers. 0-level (no injury) refers to property-damage-only incidents in which no occupants were injured. Alcohol-involved crashes were identified as those in which the reporting officer checked the HBD or had-been-drinking box on the crash report form.

Data on index crimes for 2004 were obtained from Michigan's Uniform Crime Reporting Program operated by the Michigan State Police and were broken out by county. Index crimes used in the analyses include murder, rape, robbery, assault, burglary, larceny, and motor vehicle theft.

Estimation of Dollar Losses to the State of Michigan from Traffic Crashes and Index Crimes

Cost estimates for traffic crashes and index crimes were applied to 2004 Michigan crash and index crime incidence data to estimate dollar losses for each county in the state, as well as for the state as a whole. Total incidence frequencies for traffic crash outcomes were generated based on the number of occupants killed or injured (KABC), as well as the number of vehicles involved in crashes in which no occupants were injured (property damage only). These frequencies were multiplied by appropriate cost figures to generate costs for each crash outcome category, then summed to generate the monetary and total costs for traffic crashes. The same procedure was followed independently for alcohol-involved crashes. Frequencies for each index crime were multiplied by appropriate cost figures to generate costs for each index crime category, then summed to generate the monetary and total costs for index crimes.

Results

Table 1 presents cost estimates per police-reported crash victim in Michigan in 2004 dollars. Cost estimates are broken out by crash outcome and cost category. Table 2 presents cost estimates per police-reported, alcohol-involved crash victim in Michigan in 2004 dollars (with cost estimates broken out by crash outcome and cost category). Table

3 presents cost estimates per police-reported index crime victim in Michigan in 2004 dollars (with cost estimates broken out by crime category and cost category). Within each crash or crime category in Tables 1-3, total comprehensive costs may not exactly add to the sum of monetary and quality-of-life costs due to computer rounding.

	Fatal	Serious Injury	Moderate Injury	Minor Injury	Property Damage Only
Medical Care	\$28,926	\$24,366	\$6,896	\$5,150	\$164
Future Earnings (Lost Wages)	\$1,443,491	\$63,292	\$16,788	\$12,298	\$549
Public Services	\$895	\$190	\$123	\$106	\$33
Property Damage & Loss	\$11,033	\$5,986	\$4,562	\$4,453	\$1,594
Subtotal (Monetary Cost)	\$1,484,344	\$93,833	\$28,369	\$22,007	\$2,339
Quality of Life	\$2,692,099	\$118,019	\$31,596	\$18,689	\$585
Total (Comprehensive Cost)	\$4,176,443	\$211,852	\$59,965	\$40,695	\$2,924

	Fatal	Serious Injury	Moderate Injury	Minor Injury	Property Damage Only
Medical Care	\$28,926	\$40,135	\$10,965	\$5,676	\$256
Future Earnings (Lost Wages)	\$1,511,242	\$107,124	\$23,025	\$11,507	\$1,050
Public Services	\$895	\$266	\$141	\$107	\$33
Property Damage & Loss	\$11,033	\$7,501	\$4,774	\$4,451	\$1,594
Subtotal (Monetary Cost)	\$1,552,095	\$155,027	\$38,905	\$21,742	\$2,933
Quality of Life	\$2,826,704	\$161,025	\$47,910	\$18,921	\$883
Total (Comprehensive Cost)	\$4,378,799	\$316,051	\$86,815	\$40,663	\$3,816

	Murder	Rape	Assault	Robbery	Larceny	Burglary	Motor Vehicle Theft
Medical Care	\$33,667	\$1,627	\$650	\$1,984	\$0	\$0	\$0
Future Earnings (Lost Wages)	\$1,487,425	\$5,146	\$1,677	\$2,424	\$25	\$31	\$91
Public Services	\$2,541	\$658	\$284	\$388	\$450	\$394	\$280
Property Damage & Loss	\$1,558	\$132	\$68	\$1,136	\$930	\$2,548	\$6,387
Subtotal (Monetary Cost)	\$1,525,191	\$7,562	\$2,679	\$5,932	\$1,404	\$2,974	\$6,758
Quality of Life	\$2,636,417	\$162,530	\$10,530	\$12,225	\$0	\$404	\$367
Total (Comprehensive Cost)	\$4,161,609	\$170,092	\$13,209	\$18,157	\$1,404	\$3,377	\$7,126

Estimates of traffic crash and index crime incidence and cost estimates by crash outcome (for both total crashes and alcohol-involved crashes) and crime category for the state of Michigan as a whole and for all Michigan counties are contained in figures and

tables on the following pages. To be consistent with the previous reports in this series, the average cost of traffic crash costs per casualty is also shown. The term “casualty” is used in the general sense, and refers to victims in injury crashes and vehicles in PDO crashes. Also presented are tables of cost estimates for traffic crashes and index crimes broken out by specific cost categories. Within each crash or crime category, total comprehensive costs were calculated by multiplying the cost of each incident type by the number of such incidents. Because of computer rounding, these total comprehensive costs may not exactly add to the sum of monetary and quality-of-life costs.

In 2004, index crimes in Michigan resulted in \$2.0 billion in monetary costs and \$5.1 billion in total costs (i.e., monetary and nonmonetary quality-of-life costs). Traffic crashes in Michigan resulted in \$5.9 billion in monetary costs and \$12.4 billion in total costs. Of those costs, alcohol-involved crashes accounted for \$1 billion in monetary costs and \$2.6 billion in total costs. Costs for traffic crashes in 2004 were more than twice as high as comparable costs for index crimes. Based on dollar losses to the state, the magnitude of the problem of traffic crashes clearly exceeded that of index crimes in 2004.

For comparison of the trends in the costs of index crimes and traffic crashes over time, the overall statewide costs of index crimes and crashes were calculated in 2004 dollars for each year from 1998 through 2004 (see Appendix B). Over these seven-years, there was a decrease in the costs of both index crimes and traffic crashes. However, the costs of index crimes decreased by 12.8%, whereas the costs of traffic crashes decreased by 21.1%. During the same time period, the costs of alcohol crashes decreased by 33.0% and the proportion of crash costs attributable to alcohol-related crashes decreased from 24.4% to 20.7%. For each year from 1998 through 2004, the costs associated with traffic crashes were from 2.4 times to 2.9 times that of the costs of index crimes.

Although the reasons for the decreases in crashes and crash severity, and consequently crash costs cannot be ascertained from examination of crash data, it is reasonable to speculate that concurrent increases in safety-belt use and in the reduction of drinking and driving behavior have played a major role in the decrease of crash costs.

State of Michigan 2004

Traffic Crash Casualty Severity	Traffic Crash Casualties*	Traffic Crash Costs
Property Damage Only	499699	\$1,461,077,262
Minor Injury	67954	\$2,765,404,914
Moderate Injury	22456	\$1,346,577,672
Serious Injury	9270	\$1,963,871,387
Fatal	1159	\$4,840,497,437
Total	600538	\$12,377,428,673
Average cost of traffic crash casualty		\$20,611

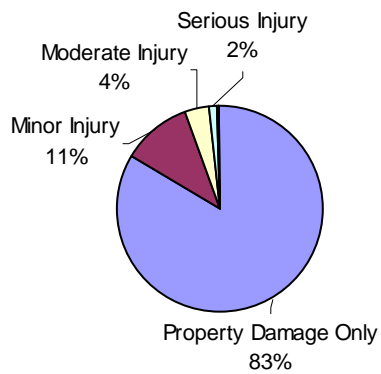
* The term casualty refers to victims in injury crashes and vehicles in PDO crashes.

Index Crime Category	Number of Index Crimes	Index Crime Costs
Larceny	190489	\$267,454,120
Burglary	63425	\$214,194,036
Rape	5516	\$938,227,472
Assault	31792	\$419,940,528
Robbery	11207	\$203,485,499
Motor Vehicle Theft	49982	\$356,147,768
Murder	638	\$2,655,106,232
Total	353049	\$5,054,555,655
Average cost of index crime		\$14,317

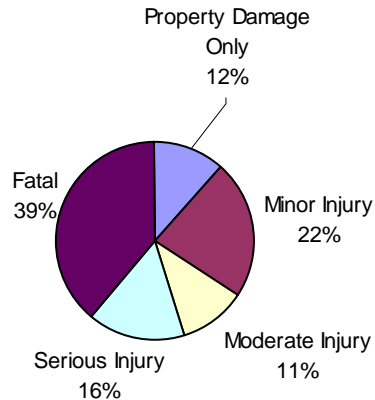
Costs of Traffic Crashes in Michigan (2004 Dollars)						
	Fatal	Serious Injury	Moderate Injury	Minor Injury	Property Damage Only	Total
Medical Care	\$33,524,657	\$225,869,721	\$154,856,121	\$349,963,855	\$82,100,567	\$846,314,921
Future Earnings (Lost Wages)	\$1,673,006,354	\$586,713,940	\$376,985,110	\$835,714,055	\$274,214,228	\$3,746,633,686
Public Services	\$1,036,836	\$1,761,323	\$2,767,393	\$7,170,960	\$16,267,698	\$29,004,209
Property Damage and Loss	\$12,787,247	\$55,488,602	\$102,444,595	\$302,595,629	\$796,386,490	\$1,269,702,563
Subtotal (Monetary Costs)	\$1,720,354,696	\$869,833,585	\$637,053,219	\$1,495,444,499	\$1,168,968,983	\$5,891,654,981
Quality of Life	\$3,120,142,391	\$1,094,037,802	\$709,524,454	\$1,269,960,415	\$292,108,280	\$6,485,773,341
Total (Comprehensive Costs)	\$4,840,497,437	\$1,963,871,387	\$1,346,577,672	\$2,765,404,914	\$1,461,077,262	\$12,377,428,673

Costs of Index Crimes in Michigan (2004 Dollars)								
	Murder	Rape	Assault	Robbery	Larceny	Burglary	Motor Vehicle Theft	Total
Medical Care	\$21,479,661	\$8,974,532	\$20,664,800	\$22,234,688	\$0	\$0	\$0	\$73,353,681
Future Earnings (Lost Wages)	\$948,976,920	\$28,383,620	\$53,306,565	\$27,168,557	\$4,697,035	\$1,975,477	\$4,540,587	\$1,069,048,762
Public Services	\$1,621,176	\$3,629,050	\$9,017,618	\$4,352,715	\$85,642,668	\$25,007,035	\$14,000,628	\$143,270,890
Property Damage and Loss	\$994,181	\$727,108	\$2,170,215	\$12,728,394	\$177,114,417	\$161,612,630	\$319,249,608	\$674,596,554
Subtotal (Monetary Costs)	\$973,071,939	\$41,711,992	\$85,170,768	\$66,479,924	\$267,454,120	\$188,595,142	\$337,790,823	\$1,960,274,708
Quality of Life	\$1,682,034,293	\$896,514,352	\$334,775,129	\$137,006,322	\$0	\$25,598,894	\$18,356,945	\$3,094,285,935
Total (Comprehensive Cost)	\$2,655,106,232	\$938,227,472	\$419,940,528	\$203,485,499	\$267,454,120	\$214,194,036	\$356,147,768	\$5,054,555,655

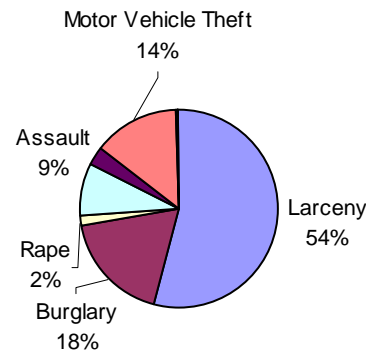
Traffic Crash Casualties



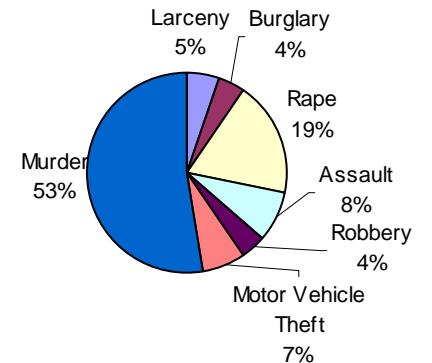
Traffic Crash Costs



Index Crimes

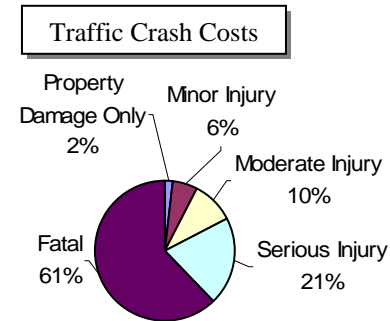
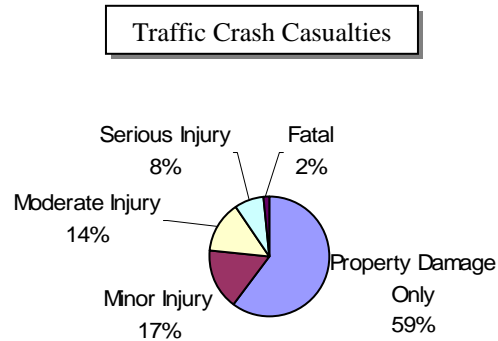


Index Crime Costs



State of Michigan 2004 Alcohol-Involved Crashes

Traffic Crash Casualty Severity	Traffic Crash Casualties	Traffic Crash Costs
Property Damage Only	12720	\$48,542,790
Minor Injury	3536	\$143,784,887
Moderate Injury	2897	\$251,503,972
Serious Injury	1663	\$525,592,905
Fatal	364	\$1,593,882,836
Total	21180	\$2,563,307,391
Average cost of traffic crash casualty	\$121,025	



Costs of Alcohol-Involved Traffic Crashes in Michigan (2004 Dollars)						
	Fatal	Serious Injury	Moderate Injury	Minor Injury	Property Damage Only	Total
Medical Care	\$10,528,883	\$66,744,418	\$31,764,962	\$20,071,210	\$3,261,031	\$132,370,505
Future Earnings (Lost Wages)	\$550,092,210	\$178,148,020	\$66,703,443	\$40,689,114	\$13,359,945	\$848,992,732
Public Services	\$325,633	\$442,775	\$408,433	\$380,096	\$414,100	\$1,971,037
Property Damage and Loss	\$4,016,012	\$12,473,864	\$13,831,127	\$15,740,238	\$20,272,276	\$66,333,518
Subtotal (Monetary Costs)	\$564,962,580	\$257,809,077	\$112,707,966	\$76,880,658	\$37,307,352	\$1,049,667,634
Quality of Life	\$1,028,920,122	\$267,783,828	\$138,796,007	\$66,904,229	\$11,235,438	\$1,513,639,624
Total (Comprehensive Costs)	\$1,593,882,836	\$525,592,905	\$251,503,972	\$143,784,887	\$48,542,790	\$2,563,307,391

Alcona County 2004

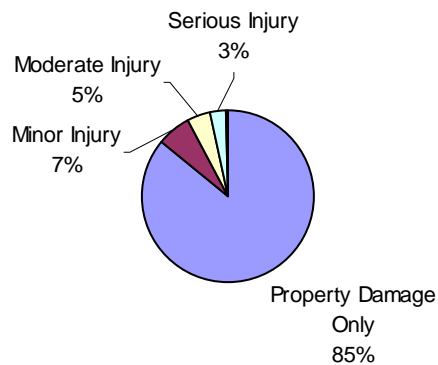
Traffic Crash Casualty Severity	Traffic Crash Casualties	Traffic Crash Costs
Property Damage Only	642	\$1,877,153
Minor Injury	49	\$1,994,067
Moderate Injury	34	\$2,038,815
Serious Injury	21	\$4,448,900
Fatal	3	\$12,529,329
Total	749	\$22,888,265
Average cost of traffic crash casualty		\$30,558

Index Crime Category	Number of Index Crimes	Index Crime Costs
Larceny	139	\$195,162
Burglary	100	\$337,712
Rape	3	\$510,276
Assault	7	\$92,463
Robbery	0	\$0
Motor Vehicle Theft	6	\$42,753
Murder	0	\$0
Total	255	\$1,178,366
Average cost of index crime		\$4,621

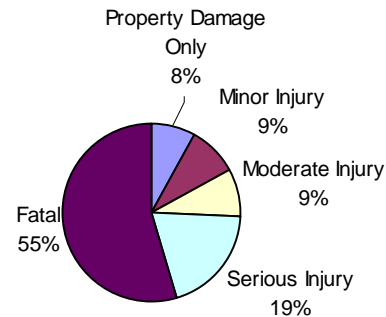
	Fatal	Serious Injury	Moderate Injury	Minor Injury	Property Damage Only	Total
Medical Care	\$86,777	\$511,679	\$234,463	\$252,351	\$105,481	\$1,190,750
Future Earnings (Lost Wages)	\$4,330,474	\$1,329,125	\$570,783	\$602,613	\$352,303	\$7,185,298
Public Services	\$2,684	\$3,990	\$4,190	\$5,171	\$20,900	\$36,935
Property Damage and Loss	\$33,099	\$125,702	\$155,108	\$218,194	\$1,023,176	\$1,555,280
Subtotal (Monetary Costs)	\$4,453,032	\$1,970,497	\$964,544	\$1,078,329	\$1,501,860	\$9,968,263
Quality of Life	\$8,076,296	\$2,478,403	\$1,074,271	\$915,738	\$375,293	\$12,920,001
Total (Comprehensive Costs)	\$12,529,329	\$4,448,900	\$2,038,815	\$1,994,067	\$1,877,153	\$22,888,265

	Murder	Rape	Assault	Robbery	Larceny	Burglary	Motor Vehicle Theft	Total
Medical Care	\$0	\$4,881	\$4,550	\$0	\$0	\$0	\$0	\$9,431
Future Earnings (Lost Wages)	\$0	\$15,437	\$11,737	\$0	\$3,427	\$3,115	\$545	\$34,261
Public Services	\$0	\$1,974	\$1,986	\$0	\$62,494	\$39,428	\$1,681	\$107,561
Property Damage and Loss	\$0	\$395	\$478	\$0	\$129,241	\$254,809	\$38,324	\$423,247
Subtotal (Monetary Costs)	\$0	\$22,686	\$18,753	\$0	\$195,162	\$297,351	\$40,549	\$574,501
Quality of Life	\$0	\$487,589	\$73,711	\$0	\$0	\$40,361	\$2,204	\$603,865
Total (Comprehensive Cost)	\$0	\$510,276	\$92,463	\$0	\$195,162	\$337,712	\$42,753	\$1,178,366

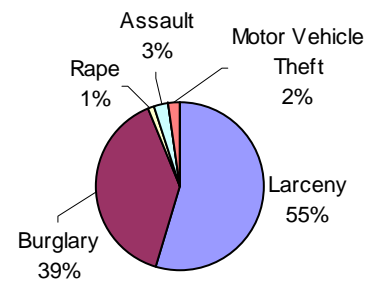
Traffic Crash Casualties



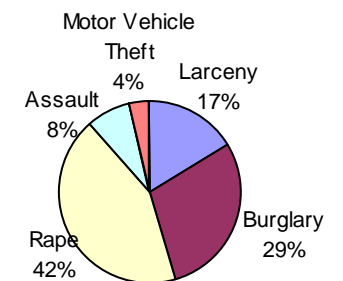
Traffic Crash Costs



Index Crimes



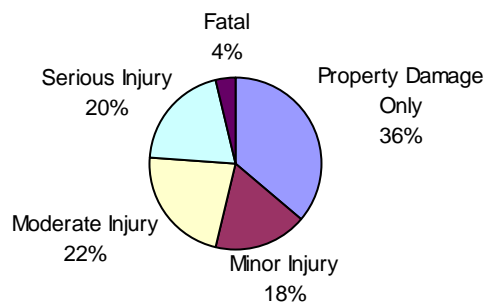
Index Crime Costs



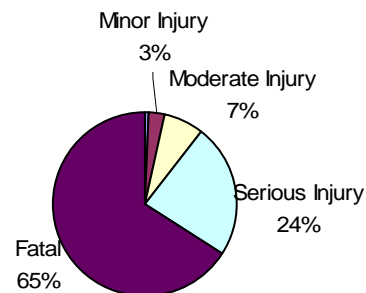
Alcona County 2004 Alcohol-Involved Crashes

Traffic Crash Casualty Severity	Traffic Crash Casualties	Traffic Crash Costs
Property Damage Only	18	\$68,693
Minor Injury	9	\$365,968
Moderate Injury	11	\$954,968
Serious Injury	10	\$3,160,511
Fatal	2	\$8,757,598
Total	50	\$13,307,738
Average cost of traffic crash casualty	\$266,155	

Traffic Crash Casualties



Traffic Crash Costs



Costs of Alcohol-Involved Traffic Crashes in Alcona County (2004 Dollars)

	Fatal	Serious Injury	Moderate Injury	Minor Injury	Property Damage Only	Total
Medical Care	\$57,851	\$401,349	\$120,613	\$51,086	\$4,615	\$635,514
Future Earnings (Lost Wages)	\$3,022,485	\$1,071,245	\$253,275	\$103,564	\$18,906	\$4,469,474
Public Services	\$1,789	\$2,663	\$1,551	\$967	\$586	\$7,556
Property Damage and Loss	\$22,066	\$75,008	\$52,517	\$40,063	\$28,687	\$218,341
Subtotal (Monetary Costs)	\$3,104,190	\$1,550,265	\$427,956	\$195,680	\$52,793	\$5,330,885
Quality of Life	\$5,653,407	\$1,610,246	\$527,013	\$170,288	\$15,899	\$7,976,853
Total (Comprehensive Costs)	\$8,757,598	\$3,160,511	\$954,968	\$365,968	\$68,693	\$13,307,738

Alger County 2004

Traffic Crash Casualty Severity	Traffic Crash Casualties	Traffic Crash Costs
Property Damage Only	483	\$1,412,251
Minor Injury	50	\$2,034,762
Moderate Injury	29	\$1,738,990
Serious Injury	17	\$3,601,490
Fatal	1	\$4,176,443
Total	580	\$12,963,936
Average cost of traffic crash casualty		\$22,352

Index Crime Category	Number of Index Crimes	Index Crime Costs
Larceny	49	\$68,798
Burglary	40	\$135,085
Rape	3	\$510,276
Assault	6	\$79,254
Robbery	1	\$18,157
Motor Vehicle Theft	15	\$106,883
Murder	0	\$0
Total	114	\$918,453
Average cost of index crime		\$8,057

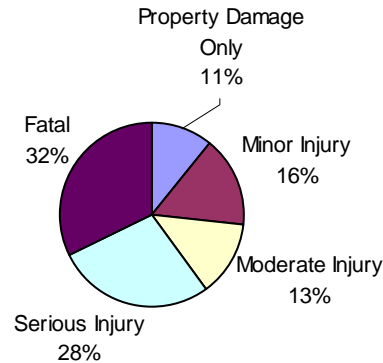
Costs of Traffic Crashes in Alger County (2004 Dollars)						
	Fatal	Serious Injury	Moderate Injury	Minor Injury	Property Damage Only	Total
Medical Care	\$28,926	\$414,216	\$199,983	\$257,501	\$79,357	\$979,983
Future Earnings (Lost Wages)	\$1,443,491	\$1,075,959	\$486,844	\$614,912	\$265,051	\$3,886,256
Public Services	\$895	\$3,230	\$3,574	\$5,276	\$15,724	\$28,699
Property Damage and Loss	\$11,033	\$101,759	\$132,298	\$222,647	\$769,773	\$1,237,511
Subtotal (Monetary Costs)	\$1,484,344	\$1,595,164	\$822,700	\$1,100,336	\$1,129,904	\$6,132,448
Quality of Life	\$2,692,099	\$2,006,326	\$916,290	\$934,427	\$282,347	\$6,831,488
Total (Comprehensive Costs)	\$4,176,443	\$3,601,490	\$1,738,990	\$2,034,762	\$1,412,251	\$12,963,936

Costs of Index Crimes in Alger County (2004 Dollars)								
	Murder	Rape	Assault	Robbery	Larceny	Burglary	Motor Vehicle Theft	Total
Medical Care	\$0	\$4,881	\$3,900	\$1,984	\$0	\$0	\$0	\$10,765
Future Earnings (Lost Wages)	\$0	\$15,437	\$10,060	\$2,424	\$1,208	\$1,246	\$1,363	\$31,738
Public Services	\$0	\$1,974	\$1,702	\$388	\$22,030	\$15,771	\$4,202	\$46,067
Property Damage and Loss	\$0	\$395	\$410	\$1,136	\$45,560	\$101,924	\$95,809	\$245,233
Subtotal (Monetary Costs)	\$0	\$22,686	\$16,074	\$5,932	\$68,798	\$118,941	\$101,374	\$333,804
Quality of Life	\$0	\$487,589	\$63,181	\$12,225	\$0	\$16,144	\$5,509	\$584,649
Total (Comprehensive Costs)	\$0	\$510,276	\$79,254	\$18,157	\$68,798	\$135,085	\$106,883	\$918,453

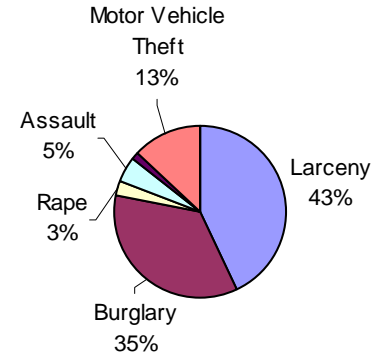
Traffic Crash Casualties



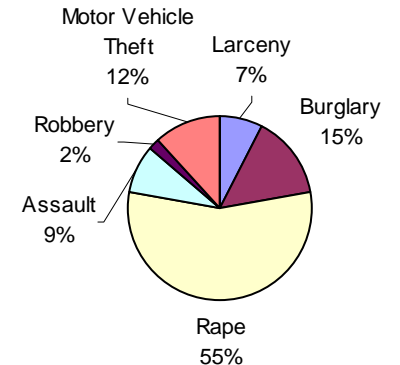
Traffic Crash Costs



Index Crimes



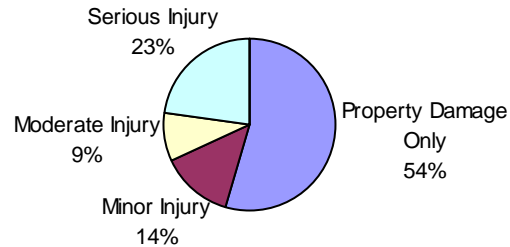
Index Crime Costs



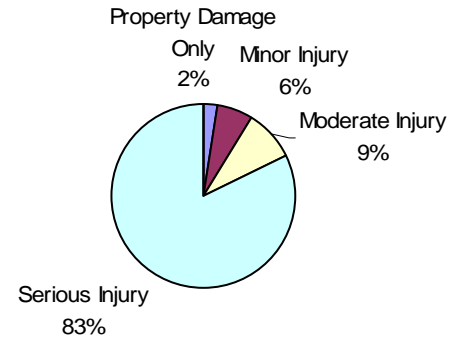
Alger County 2004 Alcohol-Involved Crashes

Traffic Crash Casualty Severity	Traffic Crash Casualties	Traffic Crash Costs
Property Damage Only	12	\$45,795
Minor Injury	3	\$121,989
Moderate Injury	2	\$173,631
Serious Injury	5	\$1,580,255
Fatal	0	\$0
Total	22	\$1,921,670
Average cost of traffic crash casualty	\$87,349	

Traffic Crash Casualties



Traffic Crash Costs



Costs of Alcohol-Involved Traffic Crashes in Alger County (2004 Dollars)						
	Fatal	Serious Injury	Moderate Injury	Minor Injury	Property Damage Only	Total
Medical Care	\$0	\$200,675	\$21,930	\$17,029	\$3,076	\$242,709
Future Earnings (Lost Wages)	\$0	\$535,622	\$46,050	\$34,521	\$12,604	\$628,797
Public Services	\$0	\$1,331	\$282	\$322	\$391	\$2,326
Property Damage and Loss	\$0	\$37,504	\$9,549	\$13,354	\$19,125	\$79,532
Subtotal (Monetary Costs)	\$0	\$775,133	\$77,810	\$65,227	\$35,196	\$953,365
Quality of Life	\$0	\$805,123	\$95,821	\$56,763	\$10,599	\$968,305
Total (Comprehensive Costs)	\$0	\$1,580,255	\$173,631	\$121,989	\$45,795	\$1,921,670

Allegan County 2004

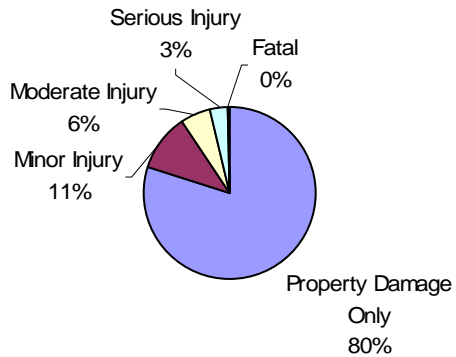
Traffic Crash Casualty Severity	Traffic Crash Casualties	Traffic Crash Costs
Property Damage Only	4248	\$12,420,790
Minor Injury	564	\$22,952,120
Moderate Injury	300	\$17,989,549
Serious Injury	174	\$36,862,311
Fatal	22	\$91,881,746
Total	5308	\$182,106,515
Average cost of traffic crash casualty	\$34,308	

Index Crime Category	Number of Index Crimes	Index Crime Costs
Larceny	1006	\$1,412,464
Burglary	383	\$1,293,438
Rape	47	\$7,994,324
Assault	163	\$2,153,067
Robbery	11	\$199,727
Motor Vehicle Theft	93	\$662,673
Murder	2	\$8,323,217
Total	1705	\$22,038,911
Average cost of index crime	\$12,926	

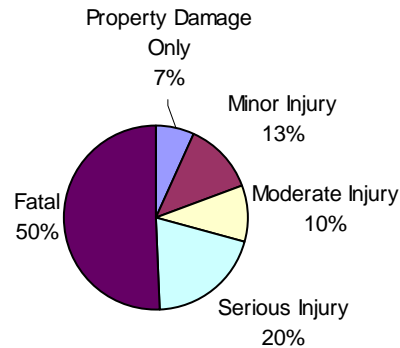
	Fatal	Serious Injury	Moderate Injury	Minor Injury	Property Damage Only	Total
Medical Care	\$636,361	\$4,239,626	\$2,068,794	\$2,904,606	\$697,947	\$10,547,334
Future Earnings (Lost Wages)	\$31,756,807	\$11,012,754	\$5,036,317	\$6,936,203	\$2,331,127	\$57,073,208
Public Services	\$19,681	\$33,060	\$36,971	\$59,517	\$138,294	\$287,523
Property Damage and Loss	\$242,726	\$1,041,534	\$1,368,604	\$2,511,463	\$6,770,175	\$11,934,502
Subtotal (Monetary Costs)	\$32,655,568	\$16,326,973	\$8,510,686	\$12,411,789	\$9,937,543	\$79,842,559
Quality of Life	\$59,226,171	\$20,535,337	\$9,478,862	\$10,540,331	\$2,483,247	\$102,263,949
Total (Comprehensive Costs)	\$91,881,746	\$36,862,311	\$17,989,549	\$22,952,120	\$12,420,790	\$182,106,515

	Murder	Rape	Assault	Robbery	Larceny	Burglary	Motor Vehicle Theft	Total
Medical Care	\$67,334	\$76,469	\$105,950	\$21,824	\$0	\$0	\$0	\$271,577
Future Earnings (Lost Wages)	\$2,974,849	\$241,847	\$273,307	\$26,667	\$24,806	\$11,929	\$8,449	\$3,561,854
Public Services	\$5,082	\$30,922	\$46,234	\$4,272	\$452,291	\$151,008	\$26,051	\$715,860
Property Damage and Loss	\$3,117	\$6,195	\$11,127	\$12,493	\$935,367	\$975,919	\$594,018	\$2,538,236
Subtotal (Monetary Costs)	\$3,050,382	\$355,414	\$436,677	\$65,252	\$1,412,464	\$1,138,856	\$628,517	\$7,087,562
Quality of Life	\$5,272,835	\$7,638,900	\$1,716,418	\$134,476	\$0	\$154,582	\$34,156	\$14,951,367
Total (Comprehensive Costs)	\$8,323,217	\$7,994,324	\$2,153,067	\$199,727	\$1,412,464	\$1,293,438	\$662,673	\$22,038,911

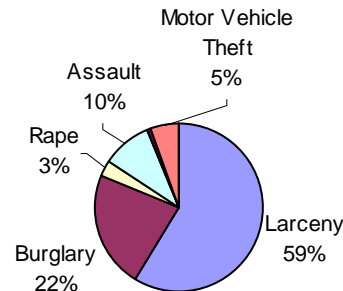
Traffic Crash Casualties



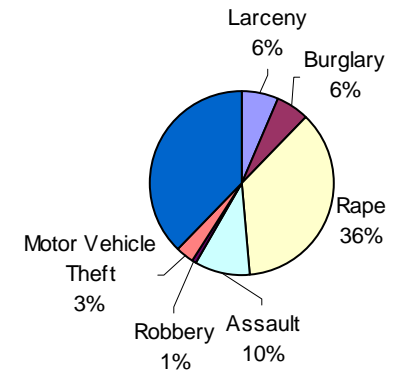
Traffic Crash Costs



Index Crimes



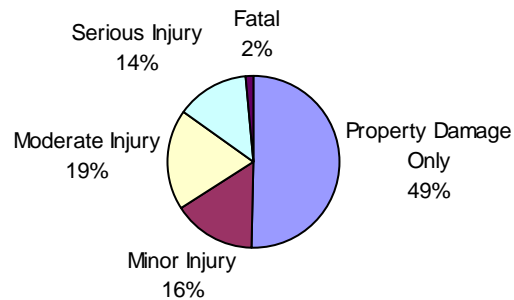
Index Crime Costs



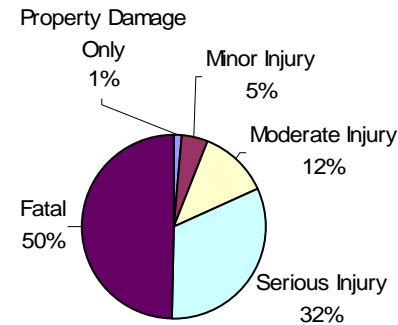
Allegan County 2004 Alcohol-Involved Crashes

Traffic Crash Casualty Severity	Traffic Crash Casualties	Traffic Crash Costs
Property Damage Only	131	\$499,930
Minor Injury	41	\$1,667,189
Moderate Injury	49	\$4,253,951
Serious Injury	36	\$11,377,838
Fatal	4	\$17,515,196
Total	261	\$35,314,103
Average cost of traffic crash casualty	\$135,303	

Traffic Crash Casualties



Traffic Crash Costs



Costs of Alcohol-Involved Traffic Crashes in Allegan County (2004 Dollars)						
	Fatal	Serious Injury	Moderate Injury	Minor Injury	Property Damage Only	Total
Medical Care	\$115,702	\$1,444,858	\$537,274	\$232,726	\$33,585	\$2,364,145
Future Earnings (Lost Wages)	\$6,044,969	\$3,856,481	\$1,128,225	\$471,791	\$137,591	\$11,639,058
Public Services	\$3,578	\$9,585	\$6,908	\$4,407	\$4,265	\$28,744
Property Damage and Loss	\$44,132	\$270,030	\$233,940	\$182,508	\$208,779	\$939,389
Subtotal (Monetary Costs)	\$6,208,380	\$5,580,954	\$1,906,348	\$891,433	\$384,219	\$14,971,334
Quality of Life	\$11,306,815	\$5,796,884	\$2,347,602	\$775,756	\$115,711	\$20,342,768
Total (Comprehensive Costs)	\$17,515,196	\$11,377,838	\$4,253,951	\$1,667,189	\$499,930	\$35,314,103

Alpena County 2004

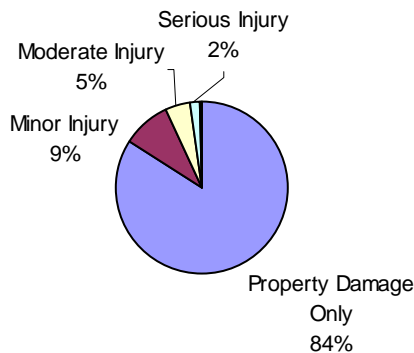
Traffic Crash Casualty Severity	Traffic Crash Casualties	Traffic Crash Costs
Property Damage Only	1171	\$3,423,904
Minor Injury	129	\$5,249,687
Moderate Injury	65	\$3,897,736
Serious Injury	27	\$5,720,014
Fatal	3	\$12,529,329
Total	1395	\$30,820,669
Average cost of traffic crash casualty		\$22,094

Index Crime Category	Number of Index Crimes	Index Crime Costs
Larceny	441	\$619,182
Burglary	188	\$634,899
Rape	27	\$4,592,484
Assault	34	\$449,106
Robbery	2	\$36,314
Motor Vehicle Theft	17	\$121,134
Murder	0	\$0
Total	709	\$6,453,119
Average cost of index crime		\$9,102

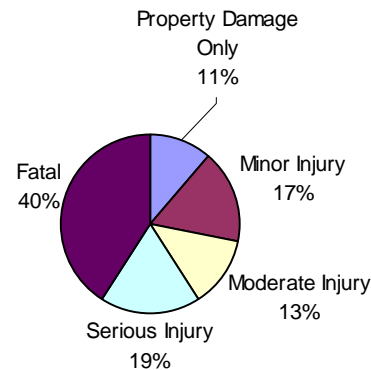
	Fatal	Serious Injury	Moderate Injury	Minor Injury	Property Damage Only	Total
Medical Care	\$86,777	\$657,873	\$448,239	\$664,351	\$192,395	\$2,049,635
Future Earnings (Lost Wages)	\$4,330,474	\$1,708,876	\$1,091,202	\$1,586,472	\$642,597	\$9,359,620
Public Services	\$2,684	\$5,130	\$8,010	\$13,613	\$38,122	\$67,559
Property Damage and Loss	\$33,099	\$161,617	\$296,531	\$574,430	\$1,866,261	\$2,931,938
Subtotal (Monetary Costs)	\$4,453,032	\$2,533,496	\$1,843,982	\$2,838,867	\$2,739,374	\$14,408,751
Quality of Life	\$8,076,296	\$3,186,518	\$2,053,754	\$2,410,820	\$684,530	\$16,411,918
Total (Comprehensive Costs)	\$12,529,329	\$5,720,014	\$3,897,736	\$5,249,687	\$3,423,904	\$30,820,669

	Murder	Rape	Assault	Robbery	Larceny	Burglary	Motor Vehicle Theft	Total
Medical Care	\$0	\$43,929	\$22,100	\$3,968	\$0	\$0	\$0	\$69,997
Future Earnings (Lost Wages)	\$0	\$138,934	\$57,009	\$4,848	\$10,874	\$5,856	\$1,544	\$219,065
Public Services	\$0	\$17,764	\$9,644	\$777	\$198,271	\$74,124	\$4,762	\$305,341
Property Damage and Loss	\$0	\$3,559	\$2,321	\$2,272	\$410,037	\$479,041	\$108,584	\$1,005,813
Subtotal (Monetary Costs)	\$0	\$204,174	\$91,086	\$11,864	\$619,182	\$559,021	\$114,890	\$1,600,216
Quality of Life	\$0	\$4,388,304	\$358,026	\$24,450	\$0	\$75,878	\$6,244	\$4,852,902
Total (Comprehensive Costs)	\$0	\$4,592,484	\$449,106	\$36,314	\$619,182	\$634,899	\$121,134	\$6,453,119

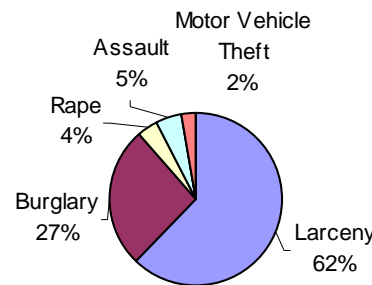
Traffic Crash Casualties



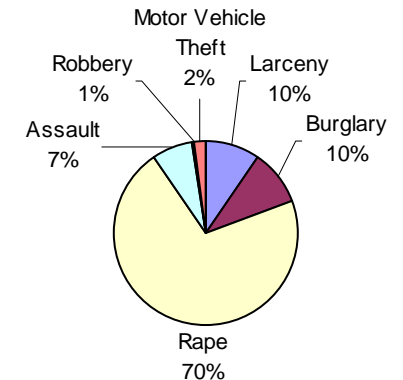
Traffic Crash Costs



Index Crimes



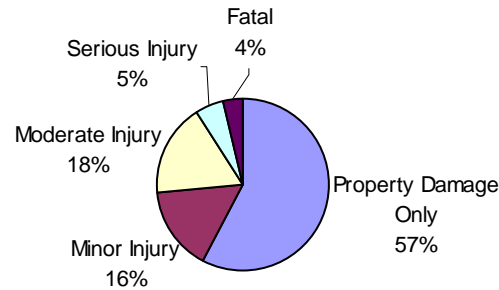
Index Crime Costs



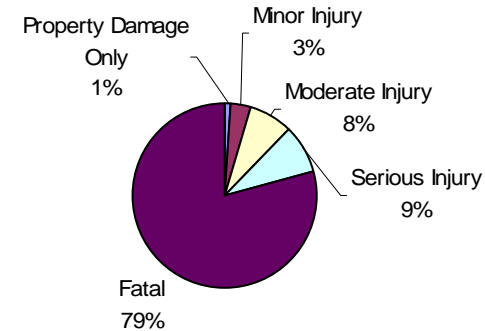
Alpena County 2004 Alcohol-Involved Crashes

Traffic Crash Casualty Severity	Traffic Crash Casualties	Traffic Crash Costs
Property Damage Only	33	\$125,936
Minor Injury	9	\$365,968
Moderate Injury	10	\$868,153
Serious Injury	3	\$948,153
Fatal	2	\$8,757,598
Total	57	\$11,065,809
Average cost of traffic crash	\$194,137	

Traffic Crash Casualties



Traffic Crash Costs



Costs of Alcohol-Involved Traffic Crashes in Alpena County (2004 Dollars)

	Fatal	Serious Injury	Moderate Injury	Minor Injury	Property Damage Only	Total
Medical Care	\$57,851	\$120,405	\$109,648	\$51,086	\$8,460	\$347,450
Future Earnings (Lost Wages)	\$3,022,485	\$321,373	\$230,250	\$103,564	\$34,660	\$3,712,332
Public Services	\$1,789	\$799	\$1,410	\$967	\$1,074	\$6,040
Property Damage and Loss	\$22,066	\$22,502	\$47,743	\$40,063	\$52,593	\$184,967
Subtotal (Monetary Costs)	\$3,104,190	\$465,080	\$389,051	\$195,680	\$96,788	\$4,250,788
Quality of Life	\$5,653,407	\$483,074	\$479,103	\$170,288	\$29,149	\$6,815,020
Total (Comprehensive Costs)	\$8,757,598	\$948,153	\$868,153	\$365,968	\$125,936	\$11,065,809

Antrim County 2004

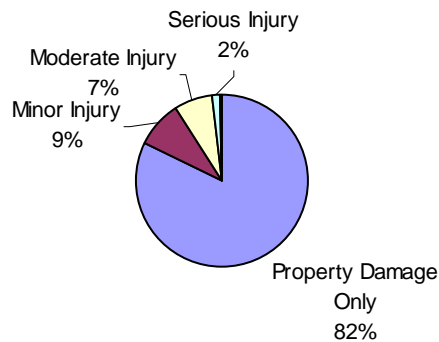
Traffic Crash Casualty Severity	Traffic Crash Casualties	Traffic Crash Costs
Property Damage Only	1055	\$3,084,730
Minor Injury	115	\$4,679,954
Moderate Injury	89	\$5,336,899
Serious Injury	23	\$4,872,604
Fatal	3	\$12,529,329
Total	1285	\$30,503,516
Average cost of traffic crash casualty		\$23,738

Index Crime Category	Number of Index Crimes	Index Crime Costs
Larceny	272	\$381,899
Burglary	115	\$388,369
Rape	6	\$1,020,552
Assault	27	\$356,643
Robbery	1	\$18,157
Motor Vehicle Theft	22	\$156,761
Murder	0	\$0
Total	443	\$2,322,381
Average cost of index crime		\$5,242

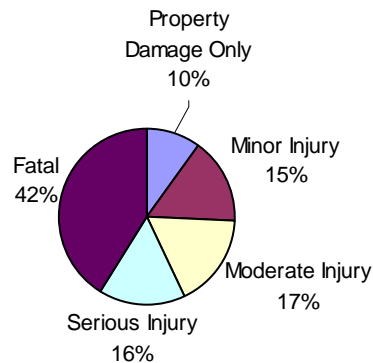
Costs of Traffic Crashes in Antrim County (2004 Dollars)						
	Fatal	Serious Injury	Moderate Injury	Minor Injury	Property Damage Only	Total
Medical Care	\$86,777	\$560,410	\$613,742	\$592,251	\$173,337	\$2,026,517
Future Earnings (Lost Wages)	\$4,330,474	\$1,455,709	\$1,494,107	\$1,414,297	\$578,941	\$9,273,527
Public Services	\$2,684	\$4,370	\$10,968	\$12,136	\$34,346	\$64,503
Property Damage and Loss	\$33,099	\$137,674	\$406,019	\$512,089	\$1,681,388	\$2,770,269
Subtotal (Monetary Costs)	\$4,453,032	\$2,158,163	\$2,524,837	\$2,530,773	\$2,468,010	\$14,134,815
Quality of Life	\$8,076,296	\$2,714,441	\$2,812,063	\$2,149,181	\$616,720	\$16,368,701
Total (Comprehensive Costs)	\$12,529,329	\$4,872,604	\$5,336,899	\$4,679,954	\$3,084,730	\$30,503,516

Costs of Index Crimes in Antrim County (2004 Dollars)								
	Murder	Rape	Assault	Robbery	Larceny	Burglary	Motor Vehicle Theft	Total
Medical Care	\$0	\$9,762	\$17,550	\$1,984	\$0	\$0	\$0	\$29,296
Future Earnings (Lost Wages)	\$0	\$30,874	\$45,272	\$2,424	\$6,707	\$3,582	\$1,999	\$90,857
Public Services	\$0	\$3,947	\$7,658	\$388	\$122,290	\$45,342	\$6,162	\$185,788
Property Damage and Loss	\$0	\$791	\$1,843	\$1,136	\$252,902	\$293,030	\$140,520	\$690,223
Subtotal (Monetary Costs)	\$0	\$45,372	\$72,333	\$5,932	\$381,899	\$341,954	\$148,681	\$996,171
Quality of Life	\$0	\$975,179	\$284,315	\$12,225	\$0	\$46,415	\$8,080	\$1,326,213
Total (Comprehensive Costs)	\$0	\$1,020,552	\$356,643	\$18,157	\$381,899	\$388,369	\$156,761	\$2,322,381

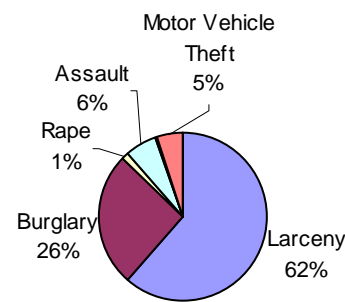
Traffic Crash Casualties



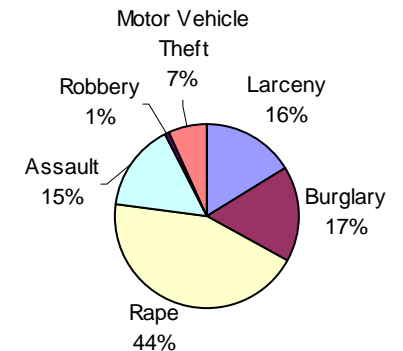
Traffic Crash Costs



Index Crimes



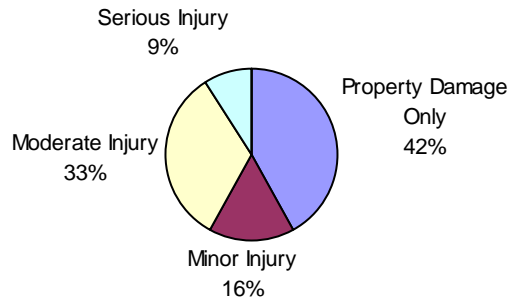
Index Crime Costs



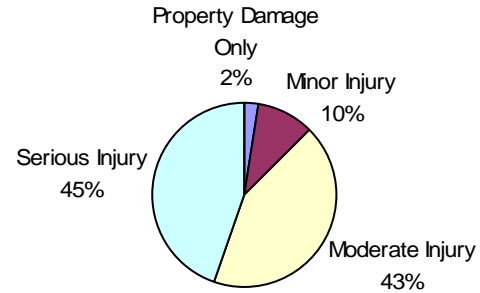
Antrim County 2004 Alcohol-Involved Crashes

Traffic Crash Casualty Severity	Traffic Crash Casualties	Traffic Crash Costs
Property Damage Only	18	\$68,693
Minor Injury	7	\$284,642
Moderate Injury	14	\$1,215,414
Serious Injury	4	\$1,264,204
Fatal	0	\$0
Total	43	\$2,832,953
Average cost of traffic crash	\$65,883	

Traffic Crash Casualties



Traffic Crash Costs



Costs of Alcohol-Involved Traffic Crashes in Antrim County (2004 Dollars)

	Fatal	Serious Injury	Moderate Injury	Minor Injury	Property Damage Only	Total
Medical Care	\$0	\$160,540	\$153,507	\$39,734	\$4,615	\$358,395
Future Earnings (Lost Wages)	\$0	\$428,498	\$322,350	\$80,550	\$18,906	\$850,303
Public Services	\$0	\$1,065	\$1,974	\$752	\$586	\$4,377
Property Damage and Loss	\$0	\$30,003	\$66,840	\$31,160	\$28,687	\$156,691
Subtotal (Monetary Costs)	\$0	\$620,106	\$544,671	\$152,196	\$52,793	\$1,369,766
Quality of Life	\$0	\$644,098	\$670,744	\$132,446	\$15,899	\$1,463,187
Total (Comprehensive Costs)	\$0	\$1,264,204	\$1,215,414	\$284,642	\$68,693	\$2,832,953

Arenac County 2004

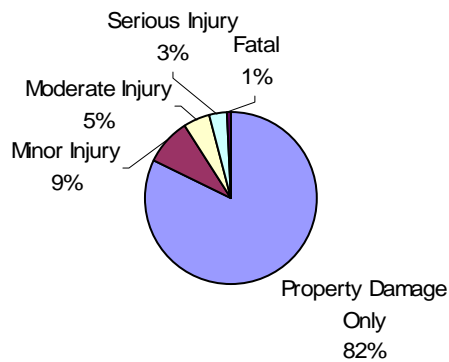
Traffic Crash Casualty Severity	Traffic Crash Casualties	Traffic Crash Costs
Property Damage Only	991	\$2,897,599
Minor Injury	109	\$4,435,782
Moderate Injury	58	\$3,477,979
Serious Injury	40	\$8,474,094
Fatal	9	\$37,587,987
Total	1207	\$56,873,442
Average cost of traffic crash casualty	\$47,120	

Index Crime Category	Number of Index Crimes	Index Crime Costs
Larceny	179	\$251,323
Burglary	99	\$334,335
Rape	18	\$3,061,656
Assault	26	\$343,434
Robbery	0	\$0
Motor Vehicle Theft	18	\$128,259
Murder	2	\$8,323,217
Total	342	\$12,442,225
Average cost of index crime	\$36,381	

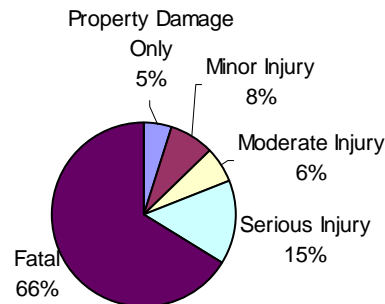
	Fatal	Serious Injury	Moderate Injury	Minor Injury	Property Damage Only	Total
Medical Care	\$260,330	\$974,627	\$399,967	\$561,351	\$162,821	\$2,359,096
Future Earnings (Lost Wages)	\$12,991,421	\$2,531,667	\$973,688	\$1,340,507	\$543,820	\$18,381,104
Public Services	\$8,051	\$7,600	\$7,148	\$11,502	\$32,262	\$66,564
Property Damage and Loss	\$99,297	\$239,433	\$264,597	\$485,371	\$1,579,389	\$2,668,087
Subtotal (Monetary Costs)	\$13,359,096	\$3,753,327	\$1,645,399	\$2,398,732	\$2,318,292	\$23,474,847
Quality of Life	\$24,228,888	\$4,720,767	\$1,832,580	\$2,037,050	\$579,307	\$33,398,593
Total (Comprehensive Costs)	\$37,587,987	\$8,474,094	\$3,477,979	\$4,435,782	\$2,897,599	\$56,873,442

	Murder	Rape	Assault	Robbery	Larceny	Burglary	Motor Vehicle Theft	Total
Medical Care	\$67,334	\$29,286	\$16,900	\$0	\$0	\$0	\$0	\$113,520
Future Earnings (Lost Wages)	\$2,974,849	\$92,622	\$43,595	\$0	\$4,414	\$3,084	\$1,635	\$3,120,199
Public Services	\$5,082	\$11,842	\$7,375	\$0	\$80,477	\$39,033	\$5,042	\$148,852
Property Damage and Loss	\$3,117	\$2,373	\$1,775	\$0	\$166,432	\$252,261	\$114,971	\$540,928
Subtotal (Monetary Costs)	\$3,050,382	\$136,116	\$69,654	\$0	\$251,323	\$294,378	\$121,648	\$3,923,502
Quality of Life	\$5,272,835	\$2,925,536	\$273,784	\$0	\$0	\$39,957	\$6,611	\$8,518,724
Total (Comprehensive Costs)	\$8,323,217	\$3,061,656	\$343,434	\$0	\$251,323	\$334,335	\$128,259	\$12,442,225

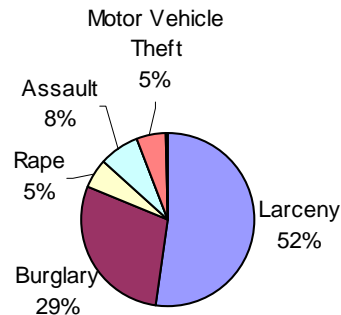
Traffic Crash Casualties



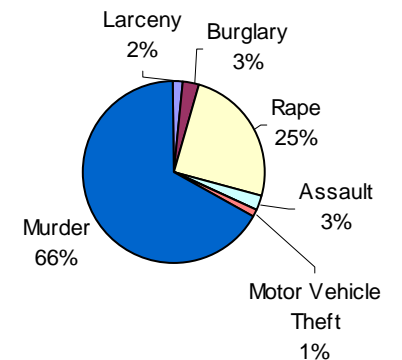
Traffic Crash Costs



Index Crimes



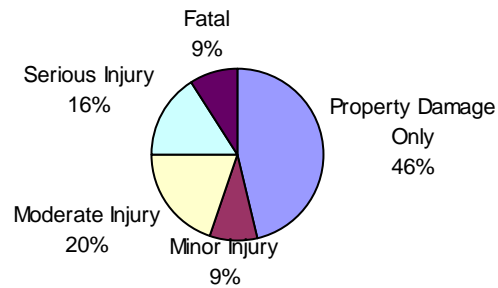
Index Crime Costs



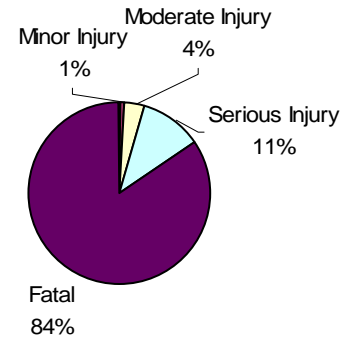
Arenac County 2004 Alcohol-Involved Crashes

Traffic Crash Casualty Severity	Traffic Crash Casualties	Traffic Crash Costs
Property Damage Only	26	\$99,223
Minor Injury	5	\$203,316
Moderate Injury	11	\$954,968
Serious Injury	9	\$2,844,459
Fatal	5	\$21,893,995
Total	56	\$25,995,961
Average cost of traffic crash	\$464,214	

Traffic Crash Casualties



Traffic Crash Costs



Costs of Alcohol-Involved Traffic Crashes in Arenac County (2004 Dollars)

	Fatal	Serious Injury	Moderate Injury	Minor Injury	Property Damage Only	Total
Medical Care	\$144,628	\$361,215	\$120,613	\$28,381	\$6,666	\$661,501
Future Earnings (Lost Wages)	\$7,556,212	\$964,120	\$253,275	\$57,536	\$27,308	\$8,858,451
Public Services	\$4,473	\$2,396	\$1,551	\$537	\$846	\$9,804
Property Damage and Loss	\$55,165	\$67,507	\$52,517	\$22,257	\$41,437	\$238,884
Subtotal (Monetary Costs)	\$7,760,475	\$1,395,239	\$427,956	\$108,711	\$76,257	\$9,768,638
Quality of Life	\$14,133,518	\$1,449,221	\$527,013	\$94,604	\$22,966	\$16,227,322
Total (Comprehensive Costs)	\$21,893,995	\$2,844,459	\$954,968	\$203,316	\$99,223	\$25,995,961

Baraga County 2004

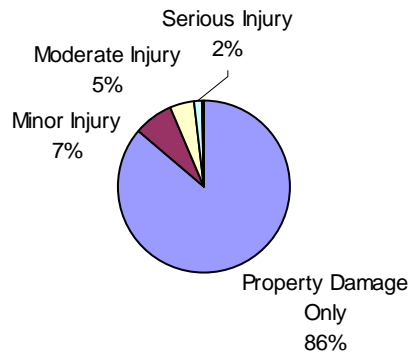
Traffic Crash Casualty Severity	Traffic Crash Casualties	Traffic Crash Costs
Property Damage Only	437	\$1,277,751
Minor Injury	37	\$1,505,724
Moderate Injury	23	\$1,379,199
Serious Injury	8	\$1,694,819
Fatal	2	\$8,352,886
Total	507	\$14,210,379
Average cost of traffic crash casualty		\$28,028

Index Crime Category	Number of Index Crimes	Index Crime Costs
Larceny	34	\$47,737
Burglary	19	\$64,165
Rape	6	\$1,020,552
Assault	12	\$158,508
Robbery	0	\$0
Motor Vehicle Theft	5	\$35,628
Murder	0	\$0
Total	76	\$1,326,590
Average cost of index crime		\$17,455

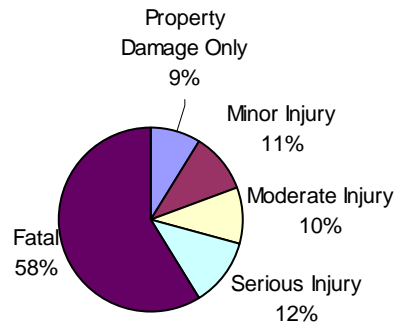
	Fatal	Serious Injury	Moderate Injury	Minor Injury	Property Damage Only	Total
Medical Care	\$57,851	\$194,925	\$158,608	\$190,550	\$71,799	\$673,733
Future Earnings (Lost Wages)	\$2,886,982	\$506,333	\$386,118	\$455,035	\$239,808	\$4,474,276
Public Services	\$1,789	\$1,520	\$2,834	\$3,904	\$14,227	\$24,275
Property Damage and Loss	\$22,066	\$47,887	\$104,926	\$164,759	\$696,461	\$1,036,099
Subtotal (Monetary Costs)	\$2,968,688	\$750,665	\$652,486	\$814,249	\$1,022,294	\$6,208,382
Quality of Life	\$5,384,197	\$944,153	\$726,713	\$691,476	\$255,456	\$8,001,996
Total (Comprehensive Costs)	\$8,352,886	\$1,694,819	\$1,379,199	\$1,505,724	\$1,277,751	\$14,210,379

	Murder	Rape	Assault	Robbery	Larceny	Burglary	Motor Vehicle Theft	Total
Medical Care	\$0	\$9,762	\$7,800	\$0	\$0	\$0	\$0	\$17,562
Future Earnings (Lost Wages)	\$0	\$30,874	\$20,121	\$0	\$838	\$592	\$454	\$52,879
Public Services	\$0	\$3,947	\$3,404	\$0	\$15,286	\$7,491	\$1,401	\$31,529
Property Damage and Loss	\$0	\$791	\$819	\$0	\$31,613	\$48,414	\$31,936	\$113,573
Subtotal (Monetary Cost)	\$0	\$45,372	\$32,148	\$0	\$47,737	\$56,497	\$33,791	\$215,545
Quality of Life	\$0	\$975,179	\$126,362	\$0	\$0	\$7,669	\$1,836	\$1,111,046
Total (Comprehensive Cost)	\$0	\$1,020,552	\$158,508	\$0	\$47,737	\$64,165	\$35,628	\$1,326,590

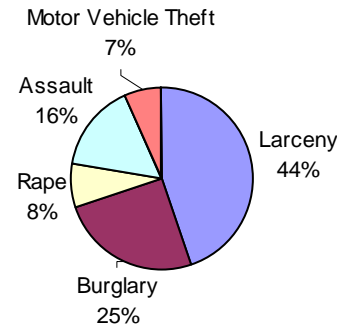
Traffic Crash Casualties



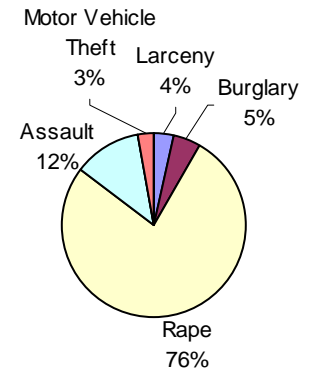
Traffic Crash Costs



Index Crimes



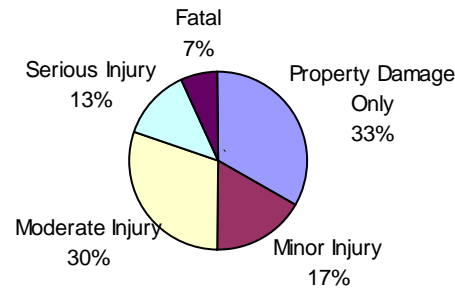
Index Crime Costs



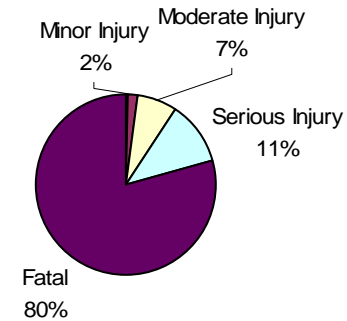
Baraga County 2004 Alcohol-Involved Crashes

Traffic Crash Casualty Severity	Traffic Crash Casualties	Traffic Crash Costs
Property Damage Only	10	\$38,163
Minor Injury	5	\$203,316
Moderate Injury	9	\$781,338
Serious Injury	4	\$1,264,204
Fatal	2	\$8,757,598
Total	30	\$11,044,618
Average cost of traffic crash	\$368,154	

Traffic Crash Casualties



Traffic Crash Costs



Costs of Alcohol-Involved Traffic Crashes in Baraga County (2004 Dollars)						
	Fatal	Serious Injury	Moderate Injury	Minor Injury	Property Damage Only	Total
Medical Care	\$57,851	\$160,540	\$98,683	\$28,381	\$2,564	\$348,019
Future Earnings (Lost Wages)	\$3,022,485	\$428,498	\$207,225	\$57,536	\$10,503	\$3,726,246
Public Services	\$1,789	\$1,065	\$1,269	\$537	\$326	\$4,986
Property Damage and Loss	\$22,066	\$30,003	\$42,969	\$22,257	\$15,937	\$133,232
Subtotal (Monetary Costs)	\$3,104,190	\$620,106	\$350,146	\$108,711	\$29,330	\$4,212,483
Quality of Life	\$5,653,407	\$644,098	\$431,192	\$94,604	\$8,833	\$6,832,135
Total (Comprehensive Costs)	\$8,757,598	\$1,264,204	\$781,338	\$203,316	\$38,163	\$11,044,618

Barry County 2004

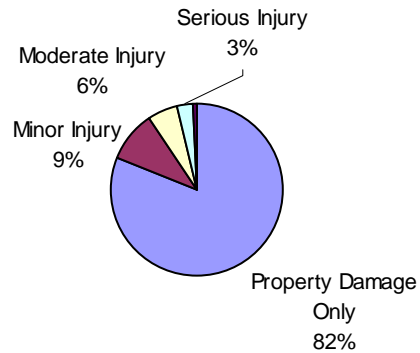
Traffic Crash Casualty Severity	Traffic Crash Casualties	Traffic Crash Costs
Property Damage Only	2476	\$7,239,613
Minor Injury	287	\$11,679,536
Moderate Injury	178	\$10,673,799
Serious Injury	96	\$20,337,827
Fatal	15	\$62,646,645
Total	3052	\$112,577,420
Average cost of traffic crash casualty		\$36,886

Index Crime Category	Number of Index Crimes	Index Crime Costs
Larceny	598	\$839,616
Burglary	263	\$888,183
Rape	30	\$5,102,760
Assault	74	\$977,466
Robbery	2	\$36,314
Motor Vehicle Theft	61	\$434,657
Murder	3	\$12,484,826
Total	1031	\$20,763,821
Average cost of index crime		\$20,139

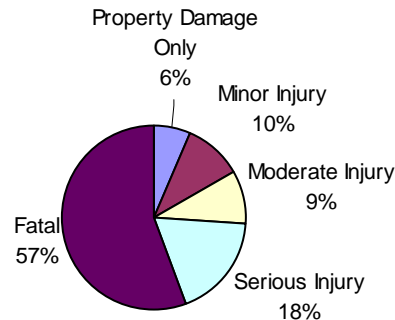
	Fatal	Serious Injury	Moderate Injury	Minor Injury	Property Damage Only	Total
Medical Care	\$433,883	\$2,339,104	\$1,227,484	\$1,478,053	\$406,807	\$5,885,331
Future Earnings (Lost Wages)	\$21,652,369	\$6,076,002	\$2,988,215	\$3,529,593	\$1,358,727	\$35,604,905
Public Services	\$13,419	\$18,240	\$21,936	\$30,286	\$80,606	\$164,488
Property Damage and Loss	\$165,495	\$574,639	\$812,039	\$1,277,996	\$3,946,081	\$6,776,250
Subtotal (Monetary Costs)	\$22,265,160	\$9,007,985	\$5,049,674	\$6,315,928	\$5,792,221	\$48,430,968
Quality of Life	\$40,381,480	\$11,329,841	\$5,624,125	\$5,363,608	\$1,447,392	\$64,146,447
Total (Comprehensive Costs)	\$62,646,645	\$20,337,827	\$10,673,799	\$11,679,536	\$7,239,613	\$112,577,420

	Murder	Rape	Assault	Robbery	Larceny	Burglary	Motor Vehicle Theft	Total
Medical Care	\$101,002	\$48,810	\$48,100	\$3,968	\$0	\$0	\$0	\$201,880
Future Earnings (Lost Wages)	\$4,462,274	\$154,371	\$124,078	\$4,848	\$14,745	\$8,192	\$5,542	\$4,774,049
Public Services	\$7,623	\$19,737	\$20,990	\$777	\$268,857	\$103,695	\$17,087	\$438,766
Property Damage and Loss	\$4,675	\$3,955	\$5,051	\$2,272	\$556,013	\$670,148	\$389,625	\$1,631,738
Subtotal (Monetary Cost)	\$4,575,573	\$226,860	\$198,246	\$11,864	\$839,616	\$782,034	\$412,253	\$7,046,447
Quality of Life	\$7,909,252	\$4,875,894	\$779,232	\$24,450	\$0	\$106,149	\$22,404	\$13,717,381
Total (Comprehensive Cost)	\$12,484,826	\$5,102,760	\$977,466	\$36,314	\$839,616	\$888,183	\$434,657	\$20,763,821

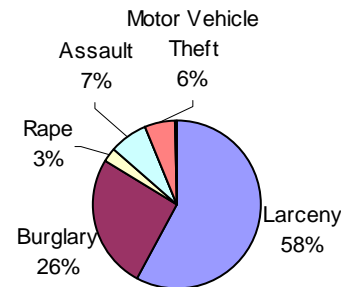
Traffic Crash Casualties



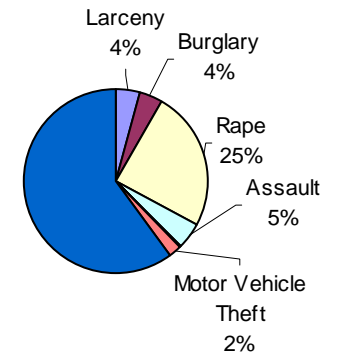
Traffic Crash Costs



Index Crimes



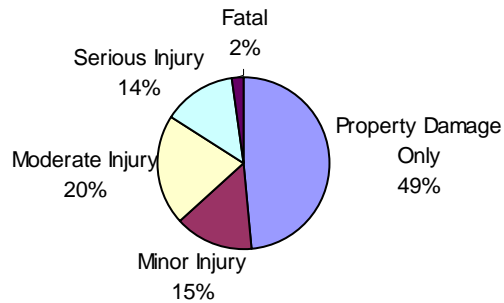
Index Crime Costs



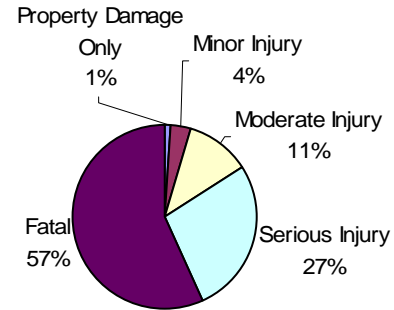
Barry County 2004 Alcohol-Involved Crashes

Traffic Crash Casualty Severity	Traffic Crash Casualties	Traffic Crash Costs
Property Damage Only	69	\$263,322
Minor Injury	21	\$853,926
Moderate Injury	29	\$2,517,644
Serious Injury	20	\$6,321,021
Fatal	3	\$13,136,397
Total	142	\$23,092,310
Average cost of traffic crash	\$162,622	

Traffic Crash Casualties



Traffic Crash Costs



Costs of Alcohol-Involved Traffic Crashes in Barry County (2004 Dollars)

	Fatal	Serious Injury	Moderate Injury	Minor Injury	Property Damage Only	Total
Medical Care	\$86,777	\$802,699	\$317,979	\$119,201	\$17,690	\$1,344,345
Future Earnings (Lost Wages)	\$4,533,727	\$2,142,490	\$667,725	\$241,649	\$72,471	\$7,658,062
Public Services	\$2,684	\$5,325	\$4,089	\$2,257	\$2,246	\$16,601
Property Damage and Loss	\$33,099	\$150,016	\$138,455	\$93,480	\$109,968	\$525,017
Subtotal (Monetary Costs)	\$4,656,285	\$3,100,530	\$1,128,247	\$456,588	\$202,375	\$9,544,024
Quality of Life	\$8,480,111	\$3,220,491	\$1,389,397	\$397,338	\$60,947	\$13,548,285
Total (Comprehensive Costs)	\$13,136,397	\$6,321,021	\$2,517,644	\$853,926	\$263,322	\$23,092,310

Bay County 2004

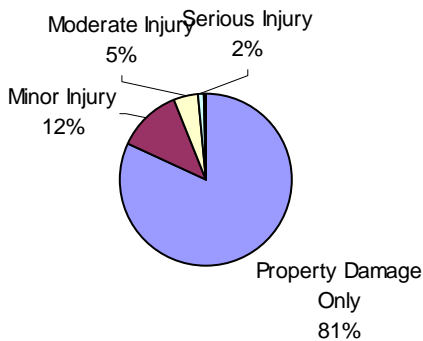
Traffic Crash Casualty Severity	Traffic Crash Casualties	Traffic Crash Costs
Property Damage Only	4576	\$13,379,834
Minor Injury	663	\$26,980,950
Moderate Injury	252	\$15,111,221
Serious Injury	84	\$17,795,598
Fatal	11	\$45,940,873
Total	5586	\$119,208,476
Average cost of traffic crash casualty	\$21,341	

Index Crime Category	Number of Index Crimes	Index Crime Costs
Larceny	1977	\$2,775,787
Burglary	579	\$1,955,354
Rape	85	\$14,457,820
Assault	183	\$2,417,247
Robbery	47	\$853,379
Motor Vehicle Theft	208	\$1,482,108
Murder	2	\$8,323,217
Total	3081	\$32,264,912
Average cost of index crime	\$10,472	

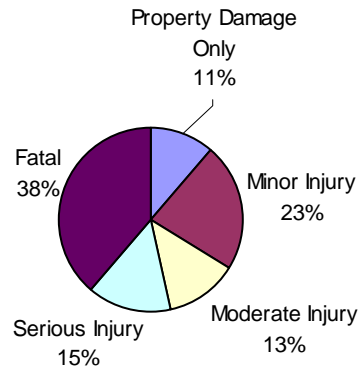
	Fatal	Serious Injury	Moderate Injury	Minor Injury	Property Damage Only	Total
Medical Care	\$318,181	\$2,046,716	\$1,737,787	\$3,414,457	\$751,837	\$8,268,978
Future Earnings (Lost Wages)	\$15,878,404	\$5,316,502	\$4,230,506	\$8,153,728	\$2,511,120	\$36,090,260
Public Services	\$9,841	\$15,960	\$31,056	\$69,964	\$148,972	\$275,792
Property Damage and Loss	\$121,363	\$502,809	\$1,149,628	\$2,952,305	\$7,292,919	\$12,019,024
Subtotal (Monetary Costs)	\$16,327,784	\$7,881,987	\$7,148,976	\$14,590,454	\$10,704,848	\$56,654,050
Quality of Life	\$29,613,086	\$9,913,611	\$7,962,244	\$12,390,496	\$2,674,985	\$62,554,422
Total (Comprehensive Costs)	\$45,940,873	\$17,795,598	\$15,111,221	\$26,980,950	\$13,379,834	\$119,208,476

	Murder	Rape	Assault	Robbery	Larceny	Burglary	Motor Vehicle Theft	Total
Medical Care	\$67,334	\$138,295	\$118,950	\$93,248	\$0	\$0	\$0	\$417,827
Future Earnings (Lost Wages)	\$2,974,849	\$437,384	\$306,841	\$113,940	\$48,748	\$18,034	\$18,896	\$3,918,692
Public Services	\$5,082	\$55,923	\$51,907	\$18,254	\$888,847	\$228,287	\$58,264	\$1,306,563
Property Damage and Loss	\$3,117	\$11,205	\$12,492	\$53,380	\$1,838,191	\$1,475,344	\$1,328,557	\$4,722,286
Subtotal (Monetary Cost)	\$3,050,382	\$642,770	\$490,257	\$278,804	\$2,775,787	\$1,721,665	\$1,405,716	\$10,365,380
Quality of Life	\$5,272,835	\$13,815,033	\$1,927,021	\$574,578	\$0	\$233,690	\$76,392	\$21,899,548
Total (Comprehensive Cost)	\$8,323,217	\$14,457,820	\$2,417,247	\$853,379	\$2,775,787	\$1,955,354	\$1,482,108	\$32,264,912

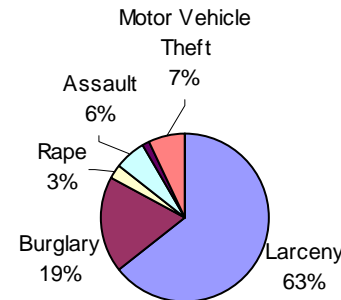
Traffic Crash Casualties



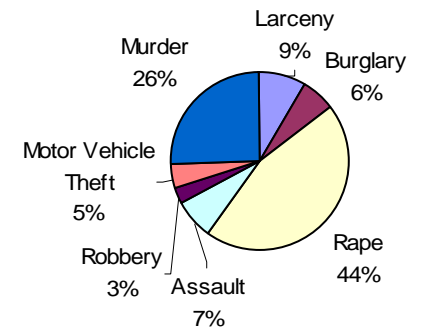
Traffic Crash Costs



Index Crimes



Index Crime Costs

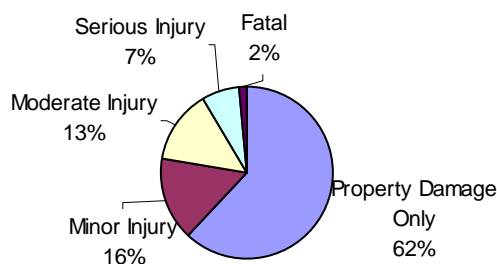


Bay County 2004

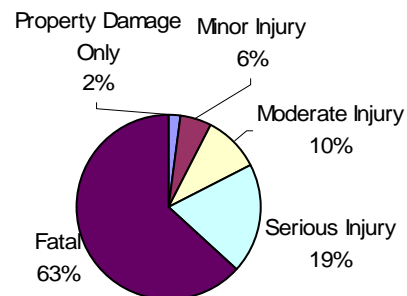
Alcohol-Involved Crashes

Traffic Crash Casualty Severity	Traffic Crash Casualties	Traffic Crash Costs
Property Damage Only	185	\$706,008
Minor Injury	47	\$1,911,168
Moderate Injury	40	\$3,472,613
Serious Injury	21	\$6,637,072
Fatal	5	\$21,893,995
Total	298	\$34,620,855
Average cost of traffic crash	\$116,177	

Traffic Crash Casualties



Traffic Crash Costs



Costs of Alcohol-Involved Traffic Crashes in Bay County (2004 Dollars)

	Fatal	Serious Injury	Moderate Injury	Minor Injury	Property Damage Only	Total
Medical Care	\$144,628	\$842,834	\$438,591	\$266,784	\$47,429	\$1,740,265
Future Earnings (Lost Wages)	\$7,556,212	\$2,249,614	\$921,000	\$540,834	\$194,307	\$11,461,967
Public Services	\$4,473	\$5,591	\$5,639	\$5,052	\$6,023	\$26,778
Property Damage and Loss	\$55,165	\$157,517	\$190,972	\$209,217	\$294,840	\$907,711
Subtotal (Monetary Costs)	\$7,760,475	\$3,255,557	\$1,556,202	\$1,021,887	\$542,599	\$14,136,720
Quality of Life	\$14,133,518	\$3,381,516	\$1,916,410	\$889,281	\$163,408	\$20,484,134
Total (Comprehensive Costs)	\$21,893,995	\$6,637,072	\$3,472,613	\$1,911,168	\$706,008	\$34,620,855

Benzie County 2004

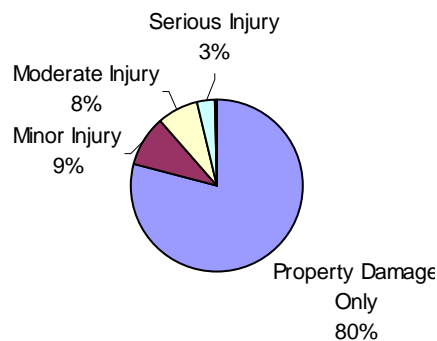
Traffic Crash Casualty Severity	Traffic Crash Casualties	Traffic Crash Costs
Property Damage Only	596	\$1,742,653
Minor Injury	71	\$2,889,363
Moderate Injury	58	\$3,477,979
Serious Injury	24	\$5,084,457
Fatal	3	\$12,529,329
Total	752	\$25,723,781
Average cost of traffic crash casualty		\$34,207

Index Crime Category	Number of Index Crimes	Index Crime Costs
Larceny	180	\$252,727
Burglary	77	\$260,038
Rape	12	\$2,041,104
Assault	22	\$290,598
Robbery	0	\$0
Motor Vehicle Theft	20	\$142,510
Murder	0	\$0
Total	311	\$2,986,978
Average cost of index crime		\$9,604

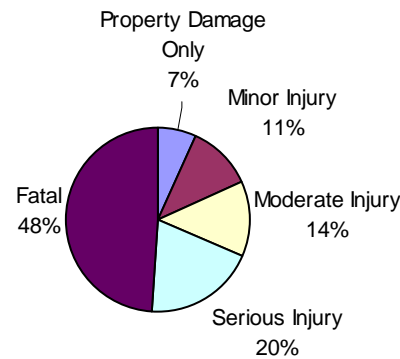
	Fatal	Serious Injury	Moderate Injury	Minor Injury	Property Damage Only	Total
Medical Care	\$86,777	\$584,776	\$399,967	\$365,651	\$97,923	\$1,535,093
Future Earnings (Lost Wages)	\$4,330,474	\$1,519,000	\$973,688	\$873,174	\$327,060	\$8,023,397
Public Services	\$2,684	\$4,560	\$7,148	\$7,492	\$19,403	\$41,287
Property Damage and Loss	\$33,099	\$143,660	\$264,597	\$316,159	\$949,865	\$1,707,379
Subtotal (Monetary Costs)	\$4,453,032	\$2,251,996	\$1,645,399	\$1,562,477	\$1,394,250	\$11,307,155
Quality of Life	\$8,076,296	\$2,832,460	\$1,832,580	\$1,326,886	\$348,403	\$14,416,625
Total (Comprehensive Costs)	\$12,529,329	\$5,084,457	\$3,477,979	\$2,889,363	\$1,742,653	\$25,723,781

	Murder	Rape	Assault	Robbery	Larceny	Burglary	Motor Vehicle Theft	Total
Medical Care	\$0	\$19,524	\$14,300	\$0	\$0	\$0	\$0	\$33,824
Future Earnings (Lost Wages)	\$0	\$61,748	\$36,888	\$0	\$4,438	\$2,398	\$1,817	\$107,290
Public Services	\$0	\$7,895	\$6,240	\$0	\$80,927	\$30,359	\$5,602	\$131,024
Property Damage and Loss	\$0	\$1,582	\$1,502	\$0	\$167,362	\$196,203	\$127,746	\$494,394
Subtotal (Monetary Cost)	\$0	\$90,744	\$58,938	\$0	\$252,727	\$228,961	\$135,165	\$766,535
Quality of Life	\$0	\$1,950,358	\$231,664	\$0	\$0	\$31,078	\$7,345	\$2,220,445
Total (Comprehensive Cost)	\$0	\$2,041,104	\$290,598	\$0	\$252,727	\$260,038	\$142,510	\$2,986,978

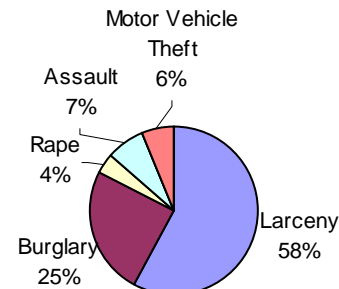
Traffic Crash Casualties



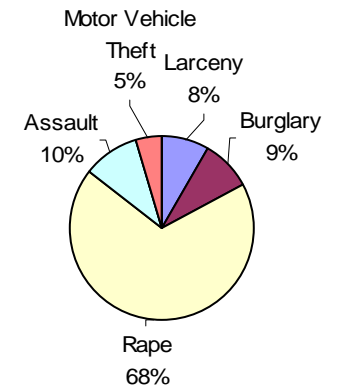
Traffic Crash Costs



Index Crimes



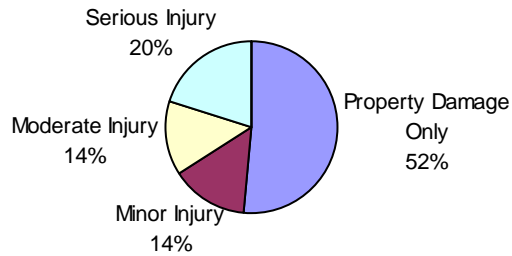
Index Crime Costs



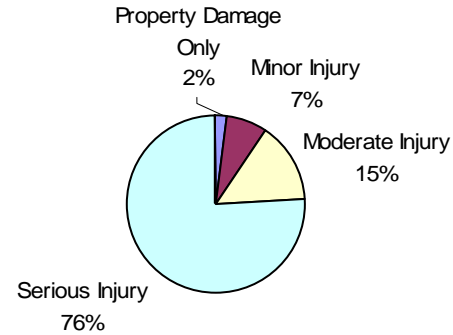
Benzie County 2004 Alcohol-Involved Crashes

Traffic Crash Casualty Severity	Traffic Crash Casualties	Traffic Crash Costs
Property Damage Only	18	\$68,693
Minor Injury	5	\$203,316
Moderate Injury	5	\$434,077
Serious Injury	7	\$2,212,357
Fatal	0	\$0
Total	35	\$2,918,442
Average cost of traffic crash	\$83,384	

Traffic Crash Casualties



Traffic Crash Costs



Costs of Alcohol-Involved Traffic Crashes in Benzie County (2004 Dollars)						
	Fatal	Serious Injury	Moderate Injury	Minor Injury	Property Damage Only	Total
Medical Care	\$0	\$280,945	\$54,824	\$28,381	\$4,615	\$368,764
Future Earnings (Lost Wages)	\$0	\$749,871	\$115,125	\$57,536	\$18,906	\$941,438
Public Services	\$0	\$1,864	\$705	\$537	\$586	\$3,692
Property Damage and Loss	\$0	\$52,506	\$23,871	\$22,257	\$28,687	\$127,322
Subtotal (Monetary Costs)	\$0	\$1,085,186	\$194,525	\$108,711	\$52,793	\$1,441,216
Quality of Life	\$0	\$1,127,172	\$239,551	\$94,604	\$15,899	\$1,477,227
Total (Comprehensive Costs)	\$0	\$2,212,357	\$434,077	\$203,316	\$68,693	\$2,918,442

Berrien County 2004

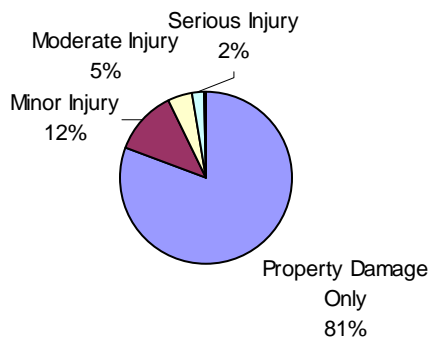
Traffic Crash Casualty Severity	Traffic Crash Casualties	Traffic Crash Costs
Property Damage Only	6917	\$20,224,718
Minor Injury	1031	\$41,956,801
Moderate Injury	405	\$24,285,891
Serious Injury	195	\$41,311,210
Fatal	19	\$79,352,417
Total	8567	\$207,131,037
Average cost of traffic crash casualty		\$24,178

Index Crime Category	Number of Index Crimes	Index Crime Costs
Larceny	3582	\$5,029,270
Burglary	1067	\$3,603,390
Rape	132	\$22,452,144
Assault	619	\$8,176,371
Robbery	107	\$1,942,799
Motor Vehicle Theft	320	\$2,280,167
Murder	5	\$20,808,043
Total	5832	\$64,292,184
Average cost of index crime		\$11,024

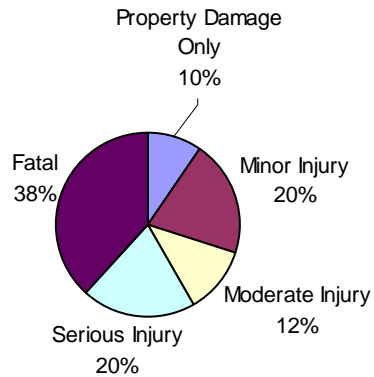
Costs of Traffic Crashes in Berrien County (2004 Dollars)						
	Fatal	Serious Injury	Moderate Injury	Minor Injury	Property Damage Only	Total
Medical Care	\$549,585	\$4,751,305	\$2,792,872	\$5,309,661	\$1,136,463	\$14,539,886
Future Earnings (Lost Wages)	\$27,426,334	\$12,341,879	\$6,799,028	\$12,679,477	\$3,795,765	\$63,042,482
Public Services	\$16,997	\$37,050	\$49,911	\$108,798	\$225,183	\$437,939
Property Damage and Loss	\$209,627	\$1,167,236	\$1,847,616	\$4,590,989	\$11,023,847	\$18,839,315
Subtotal (Monetary Costs)	\$28,202,536	\$18,297,470	\$11,489,426	\$22,688,926	\$16,181,258	\$96,859,616
Quality of Life	\$51,149,875	\$23,013,740	\$12,796,464	\$19,267,875	\$4,043,460	\$110,271,415
Total (Comprehensive Costs)	\$79,352,417	\$41,311,210	\$24,285,891	\$41,956,801	\$20,224,718	\$207,131,037

Costs of Index Crimes in Berrien County (2004 Dollars)								
	Murder	Rape	Assault	Robbery	Larceny	Burglary	Motor Vehicle Theft	Total
Medical Care	\$168,336	\$214,764	\$402,350	\$212,288	\$0	\$0	\$0	\$997,738
Future Earnings (Lost Wages)	\$7,437,123	\$679,231	\$1,037,895	\$259,395	\$88,324	\$33,233	\$29,070	\$9,564,272
Public Services	\$12,705	\$86,845	\$175,576	\$41,558	\$1,610,445	\$420,694	\$89,636	\$2,437,458
Property Damage and Loss	\$7,791	\$17,400	\$42,255	\$121,526	\$3,330,501	\$2,718,812	\$2,043,933	\$8,282,219
Subtotal (Monetary Cost)	\$7,625,956	\$998,184	\$1,658,301	\$634,724	\$5,029,270	\$3,172,740	\$2,162,640	\$21,281,814
Quality of Life	\$13,182,087	\$21,453,933	\$6,518,175	\$1,308,082	\$0	\$430,651	\$117,527	\$43,010,454
Total (Comprehensive Cost)	\$20,808,043	\$22,452,144	\$8,176,371	\$1,942,799	\$5,029,270	\$3,603,390	\$2,280,167	\$64,292,184

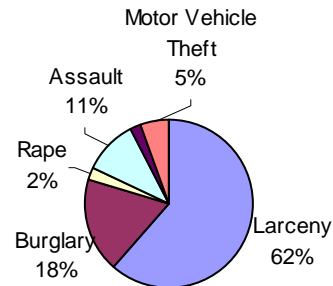
Traffic Crash Casualties



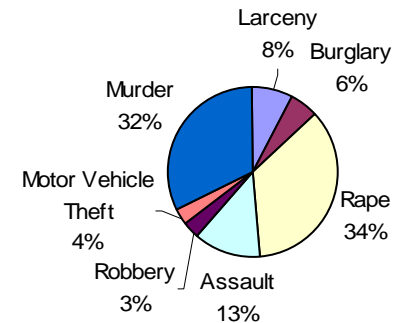
Traffic Crash Costs



Index Crimes



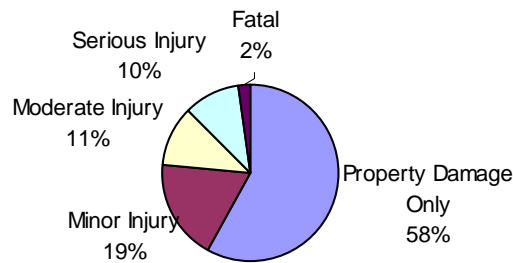
Index Crime Costs



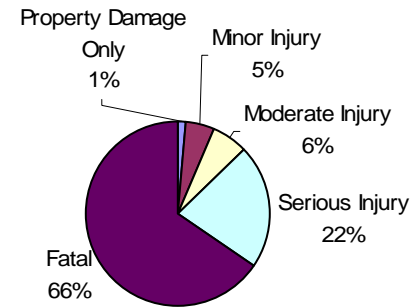
Berrien County 2004 Alcohol-Involved Crashes

Traffic Crash Casualty Severity	Traffic Crash Casualties	Traffic Crash Costs
Property Damage Only	180	\$686,926
Minor Injury	58	\$2,358,463
Moderate Injury	33	\$2,864,905
Serious Injury	32	\$10,113,634
Fatal	7	\$30,651,593
Total	310	\$46,675,521
Average cost of traffic crash	\$150,566	

Traffic Crash Casualties



Traffic Crash Costs



Costs of Alcohol-Involved Traffic Crashes in Berrien County (2004 Dollars)

	Fatal	Serious Injury	Moderate Injury	Minor Injury	Property Damage Only	Total
Medical Care	\$202,479	\$1,284,318	\$361,838	\$329,222	\$46,147	\$2,224,004
Future Earnings (Lost Wages)	\$10,578,696	\$3,427,984	\$759,825	\$667,412	\$189,056	\$15,622,973
Public Services	\$6,262	\$8,520	\$4,653	\$6,235	\$5,860	\$31,529
Property Damage and Loss	\$77,231	\$240,026	\$157,552	\$258,183	\$286,872	\$1,019,863
Subtotal (Monetary Costs)	\$10,864,665	\$4,960,848	\$1,283,867	\$1,261,052	\$527,934	\$18,898,366
Quality of Life	\$19,786,925	\$5,152,786	\$1,581,038	\$1,097,411	\$158,992	\$27,777,152
Total (Comprehensive Costs)	\$30,651,593	\$10,113,634	\$2,864,905	\$2,358,463	\$686,926	\$46,675,521

Branch County 2004

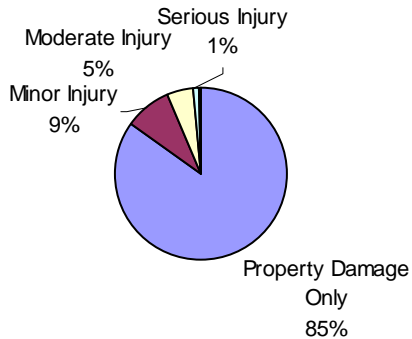
Traffic Crash Casualty Severity	Traffic Crash Casualties	Traffic Crash Costs
Property Damage Only	2354	\$6,882,895
Minor Injury	244	\$9,929,641
Moderate Injury	133	\$7,975,367
Serious Injury	35	\$7,414,833
Fatal	9	\$37,587,987
Total	2775	\$69,790,722
Average cost of traffic crash casualty	\$25,150	

Index Crime Category	Number of Index Crimes	Index Crime Costs
Larceny	807	\$1,133,060
Burglary	225	\$759,853
Rape	25	\$4,252,300
Assault	89	\$1,175,601
Robbery	4	\$72,628
Motor Vehicle Theft	55	\$391,904
Murder	0	\$0
Total	1205	\$7,785,345
Average cost of index crime	\$6,461	

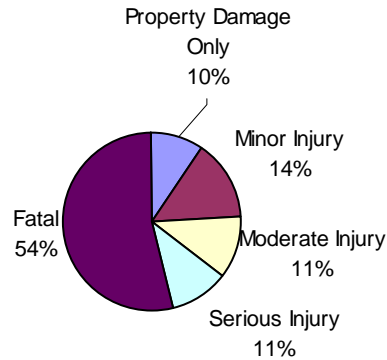
	Fatal	Serious Injury	Moderate Injury	Minor Injury	Property Damage Only	Total
Medical Care	\$260,330	\$852,798	\$917,165	\$1,256,603	\$386,762	\$3,673,658
Future Earnings (Lost Wages)	\$12,991,421	\$2,215,209	\$2,232,767	\$3,000,769	\$1,291,778	\$21,731,944
Public Services	\$8,051	\$6,650	\$16,390	\$25,749	\$76,634	\$133,475
Property Damage and Loss	\$99,297	\$209,504	\$606,748	\$1,086,519	\$3,751,646	\$5,753,714
Subtotal (Monetary Costs)	\$13,359,096	\$3,284,161	\$3,773,071	\$5,369,639	\$5,506,821	\$31,292,788
Quality of Life	\$24,228,888	\$4,130,671	\$4,202,296	\$4,560,001	\$1,376,074	\$38,497,931
Total (Comprehensive Costs)	\$37,587,987	\$7,414,833	\$7,975,367	\$9,929,641	\$6,882,895	\$69,790,722

	Murder	Rape	Assault	Robbery	Larceny	Burglary	Motor Vehicle Theft	Total
Medical Care	\$0	\$40,675	\$57,850	\$7,936	\$0	\$0	\$0	\$106,461
Future Earnings (Lost Wages)	\$0	\$128,642	\$149,229	\$9,697	\$19,899	\$7,008	\$4,996	\$319,471
Public Services	\$0	\$16,448	\$25,244	\$1,554	\$362,822	\$88,712	\$15,406	\$510,187
Property Damage and Loss	\$0	\$3,295	\$6,075	\$4,543	\$750,339	\$573,320	\$351,301	\$1,688,874
Subtotal (Monetary Cost)	\$0	\$189,050	\$238,431	\$23,728	\$1,133,060	\$669,041	\$371,704	\$2,625,013
Quality of Life	\$0	\$4,063,245	\$937,185	\$48,900	\$0	\$90,812	\$20,200	\$5,160,342
Total (Comprehensive Cost)	\$0	\$4,252,300	\$1,175,601	\$72,628	\$1,133,060	\$759,853	\$391,904	\$7,785,345

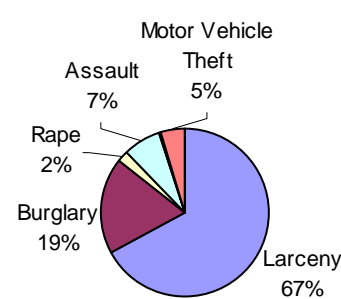
Traffic Crash Casualties



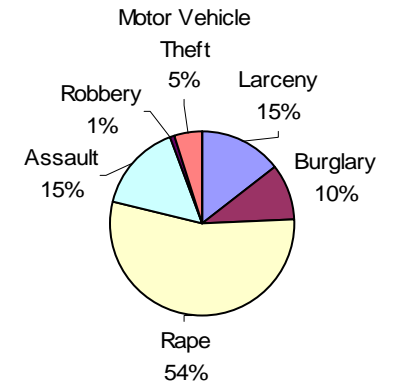
Traffic Crash Costs



Index Crimes



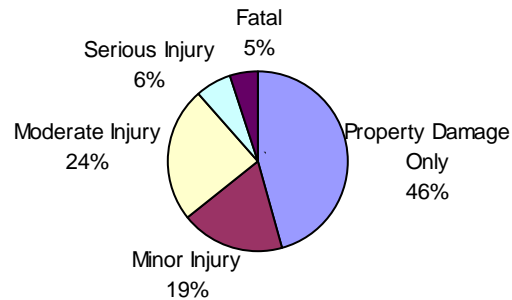
Index Crime Costs



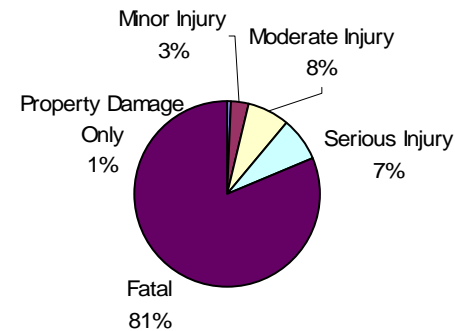
Branch County 2004 Alcohol-Involved Crashes

Traffic Crash Casualty Severity	Traffic Crash Casualties	Traffic Crash Costs
Property Damage Only	36	\$137,385
Minor Injury	15	\$609,947
Moderate Injury	19	\$1,649,491
Serious Injury	5	\$1,580,255
Fatal	4	\$17,515,196
Total	79	\$21,492,275
Average cost of traffic crash	\$272,054	

Traffic Crash Casualties



Traffic Crash Costs



Costs of Alcohol-Involved Traffic Crashes in Branch County (2004 Dollars)						
	Fatal	Serious Injury	Moderate Injury	Minor Injury	Property Damage Only	Total
Medical Care	\$115,702	\$200,675	\$208,331	\$85,144	\$9,229	\$619,081
Future Earnings (Lost Wages)	\$6,044,969	\$535,622	\$437,475	\$172,607	\$37,811	\$7,228,485
Public Services	\$3,578	\$1,331	\$2,679	\$1,612	\$1,172	\$10,373
Property Damage and Loss	\$44,132	\$37,504	\$90,712	\$66,771	\$57,374	\$296,493
Subtotal (Monetary Costs)	\$6,208,380	\$775,133	\$739,196	\$326,134	\$105,587	\$8,154,430
Quality of Life	\$11,306,815	\$805,123	\$910,295	\$283,813	\$31,798	\$13,337,844
Total (Comprehensive Costs)	\$17,515,196	\$1,580,255	\$1,649,491	\$609,947	\$137,385	\$21,492,275

Calhoun County 2004

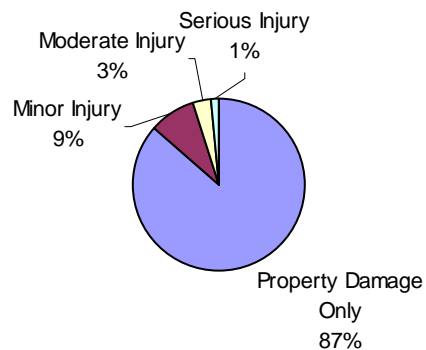
Traffic Crash Casualty Severity	Traffic Crash Casualties	Traffic Crash Costs
Property Damage Only	8175	\$23,903,003
Minor Injury	840	\$34,184,009
Moderate Injury	311	\$18,649,165
Serious Injury	122	\$25,845,988
Fatal	13	\$54,293,759
Total	9461	\$156,875,924
Average cost of traffic crash casualty		\$16,581

Index Crime Category	Number of Index Crimes	Index Crime Costs
Larceny	4488	\$6,301,330
Burglary	1304	\$4,403,769
Rape	146	\$24,833,432
Assault	661	\$8,731,149
Robbery	128	\$2,324,096
Motor Vehicle Theft	333	\$2,372,798
Murder	9	\$37,454,477
Total	7069	\$86,421,051
Average cost of index crime		\$12,225

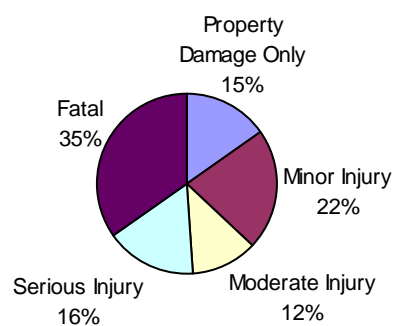
	Fatal	Serious Injury	Moderate Injury	Minor Injury	Property Damage Only	Total
Medical Care	\$376,032	\$2,972,611	\$2,144,650	\$4,326,009	\$1,343,153	\$11,162,455
Future Earnings (Lost Wages)	\$18,765,386	\$7,721,586	\$5,220,982	\$10,330,515	\$4,486,103	\$46,524,572
Public Services	\$11,630	\$23,180	\$38,326	\$88,642	\$266,137	\$427,916
Property Damage and Loss	\$143,429	\$730,271	\$1,418,786	\$3,740,476	\$13,028,762	\$19,061,725
Subtotal (Monetary Costs)	\$19,296,472	\$11,447,648	\$8,822,745	\$18,485,643	\$19,124,156	\$77,176,663
Quality of Life	\$34,997,283	\$14,398,340	\$9,826,421	\$15,698,366	\$4,778,847	\$79,699,257
Total (Comprehensive Costs)	\$54,293,759	\$25,845,988	\$18,649,165	\$34,184,009	\$23,903,003	\$156,875,924

	Murder	Rape	Assault	Robbery	Larceny	Burglary	Motor Vehicle Theft	Total
Medical Care	\$303,005	\$237,542	\$429,650	\$253,952	\$0	\$0	\$0	\$1,224,149
Future Earnings (Lost Wages)	\$13,386,822	\$751,271	\$1,108,318	\$310,304	\$110,664	\$40,615	\$30,251	\$15,738,245
Public Services	\$22,869	\$96,055	\$187,489	\$49,714	\$2,017,777	\$514,138	\$93,278	\$2,981,320
Property Damage and Loss	\$14,025	\$19,245	\$45,122	\$145,376	\$4,172,889	\$3,322,710	\$2,126,968	\$9,846,335
Subtotal (Monetary Costs)	\$13,726,720	\$1,104,052	\$1,770,819	\$759,296	\$6,301,330	\$3,877,463	\$2,250,497	\$29,790,177
Quality of Life	\$23,727,756	\$23,729,350	\$6,960,442	\$1,564,809	\$0	\$526,306	\$122,301	\$56,630,964
Total (Comprehensive Costs)	\$37,454,477	\$24,833,432	\$8,731,149	\$2,324,096	\$6,301,330	\$4,403,769	\$2,372,798	\$86,421,051

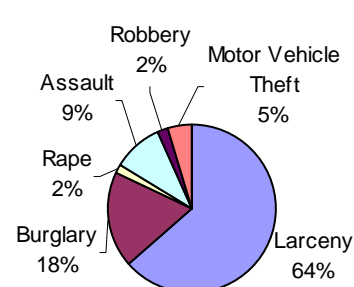
Traffic Crash Casualties



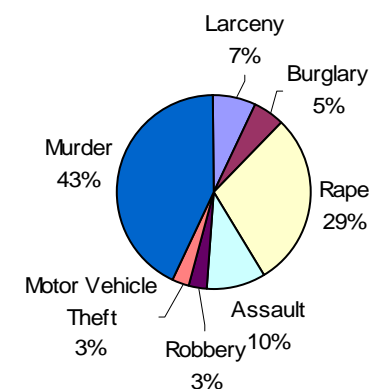
Traffic Crash Costs



Index Crimes



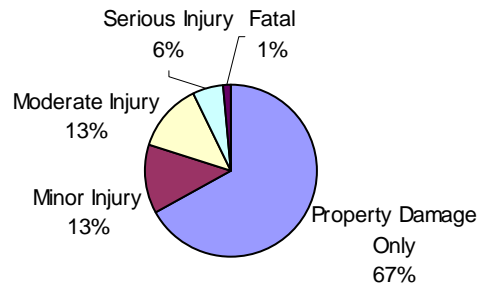
Index Crime Costs



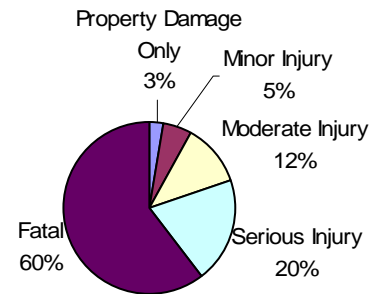
Calhoun County 2004 Alcohol-Involved Crashes

Traffic Crash Casualty Severity	Traffic Crash Casualties	Traffic Crash Costs
Property Damage Only	201	\$767,068
Minor Injury	38	\$1,545,200
Moderate Injury	39	\$3,385,797
Serious Injury	18	\$5,688,919
Fatal	4	\$17,515,196
Total	300	\$28,902,180
Average cost of traffic crash	\$96,341	

Traffic Crash Casualties



Traffic Crash Costs



Costs of Alcohol-Involved Traffic Crashes in Calhoun County (2004 Dollars)						
	Fatal	Serious Injury	Moderate Injury	Minor Injury	Property Damage Only	Total
Medical Care	\$115,702	\$722,429	\$427,626	\$215,697	\$51,530	\$1,532,985
Future Earnings (Lost Wages)	\$6,044,969	\$1,928,241	\$897,975	\$437,270	\$211,112	\$9,519,568
Public Services	\$3,578	\$4,793	\$5,498	\$4,085	\$6,544	\$24,498
Property Damage and Loss	\$44,132	\$135,015	\$186,197	\$169,154	\$320,340	\$854,839
Subtotal (Monetary Costs)	\$6,208,380	\$2,790,477	\$1,517,297	\$826,206	\$589,527	\$11,931,887
Quality of Life	\$11,306,815	\$2,898,442	\$1,868,500	\$718,993	\$177,541	\$16,970,291
Total (Comprehensive Costs)	\$17,515,196	\$5,688,919	\$3,385,797	\$1,545,200	\$767,068	\$28,902,180

Cass County 2004

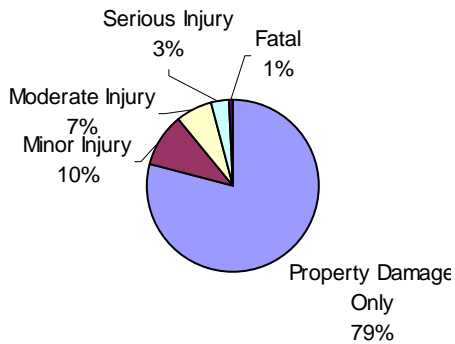
Traffic Crash Casualty Severity	Traffic Crash Casualties	Traffic Crash Costs
Property Damage Only	2057	\$6,014,493
Minor Injury	261	\$10,621,460
Moderate Injury	173	\$10,373,973
Serious Injury	90	\$19,066,712
Fatal	15	\$62,646,645
Total	2596	\$108,723,283
Average cost of traffic crash casualty		\$41,881

Index Crime Category	Number of Index Crimes	Index Crime Costs
Larceny	825	\$1,158,333
Burglary	345	\$1,165,107
Rape	31	\$5,272,852
Assault	58	\$766,122
Robbery	14	\$254,198
Motor Vehicle Theft	62	\$441,782
Murder	1	\$4,161,609
Total	1336	\$13,220,003
Average cost of index crime		\$9,895

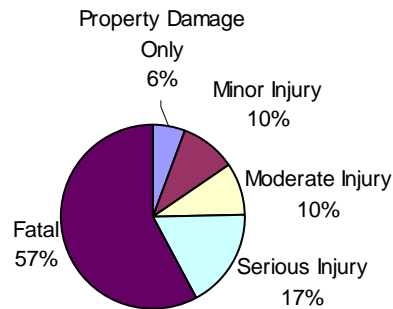
	Fatal	Serious Injury	Moderate Injury	Minor Injury	Property Damage Only	Total
Medical Care	\$433,883	\$2,192,910	\$1,193,004	\$1,344,153	\$337,965	\$5,501,915
Future Earnings (Lost Wages)	\$21,652,369	\$5,696,252	\$2,904,276	\$3,209,839	\$1,128,797	\$34,591,532
Public Services	\$13,419	\$17,100	\$21,320	\$27,542	\$66,966	\$146,347
Property Damage and Loss	\$165,495	\$538,724	\$789,228	\$1,162,219	\$3,278,308	\$5,933,975
Subtotal (Monetary Costs)	\$22,265,160	\$8,444,986	\$4,907,829	\$5,743,753	\$4,812,035	\$46,173,764
Quality of Life	\$40,381,480	\$10,621,726	\$5,466,144	\$4,877,707	\$1,202,457	\$62,549,515
Total (Comprehensive Costs)	\$62,646,645	\$19,066,712	\$10,373,973	\$10,621,460	\$6,014,493	\$108,723,283

	Murder	Rape	Assault	Robbery	Larceny	Burglary	Motor Vehicle Theft	Total
Medical Care	\$33,667	\$50,437	\$37,700	\$27,776	\$0	\$0	\$0	\$149,580
Future Earnings (Lost Wages)	\$1,487,425	\$159,516	\$97,250	\$33,939	\$20,343	\$10,746	\$5,632	\$1,814,851
Public Services	\$2,541	\$20,395	\$16,451	\$5,437	\$370,915	\$136,026	\$17,367	\$569,133
Property Damage and Loss	\$1,558	\$4,086	\$3,959	\$15,901	\$767,075	\$879,091	\$396,012	\$2,067,683
Subtotal (Monetary Costs)	\$1,525,191	\$234,422	\$155,382	\$83,048	\$1,158,333	\$1,025,862	\$419,011	\$4,601,250
Quality of Life	\$2,636,417	\$5,038,424	\$610,750	\$171,151	\$0	\$139,245	\$22,771	\$8,618,758
Total (Comprehensive Costs)	\$4,161,609	\$5,272,852	\$766,122	\$254,198	\$1,158,333	\$1,165,107	\$441,782	\$13,220,003

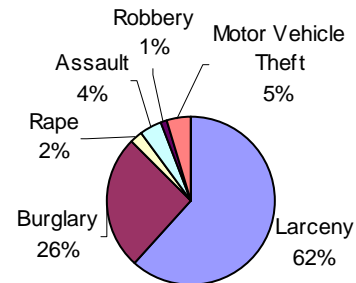
Traffic Crash Casualties



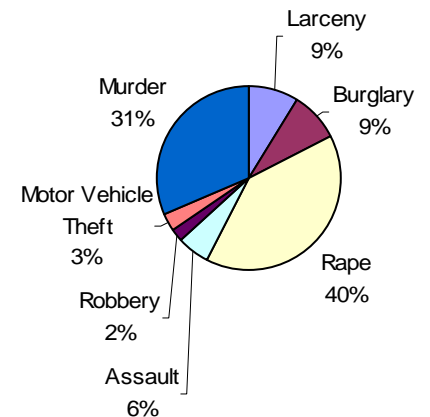
Traffic Crash Costs



Index Crimes



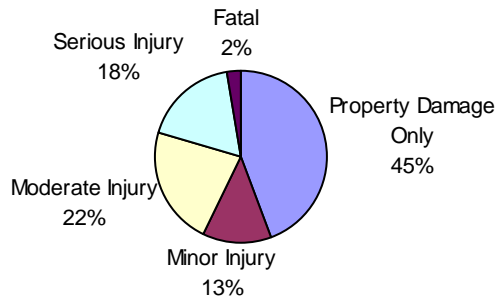
Index Crime Costs



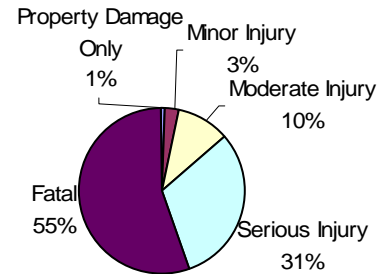
Cass County 2004 Alcohol-Involved Crashes

Traffic Crash Casualty Severity	Traffic Crash Casualties	Traffic Crash Costs
Property Damage Only	56	\$213,710
Minor Injury	16	\$650,610
Moderate Injury	28	\$2,430,829
Serious Injury	23	\$7,269,174
Fatal	3	\$13,136,397
Total	126	\$23,700,721
Average cost of traffic crash	\$188,101	

Traffic Crash Casualties



Traffic Crash Costs



Costs of Alcohol-Involved Traffic Crashes in Cass County (2004 Dollars)

	Fatal	Serious Injury	Moderate Injury	Minor Injury	Property Damage Only	Total
Medical Care	\$86,777	\$923,104	\$307,014	\$90,820	\$14,357	\$1,422,071
Future Earnings (Lost Wages)	\$4,533,727	\$2,463,863	\$644,700	\$184,114	\$58,817	\$7,885,221
Public Services	\$2,684	\$6,124	\$3,948	\$1,720	\$1,823	\$16,298
Property Damage and Loss	\$33,099	\$172,519	\$133,680	\$71,223	\$89,249	\$499,770
Subtotal (Monetary Costs)	\$4,656,285	\$3,565,610	\$1,089,342	\$347,876	\$164,246	\$9,823,359
Quality of Life	\$8,480,111	\$3,703,565	\$1,341,487	\$302,734	\$49,464	\$13,877,361
Total (Comprehensive Costs)	\$13,136,397	\$7,269,174	\$2,430,829	\$650,610	\$213,710	\$23,700,721

Charlevoix County 2004

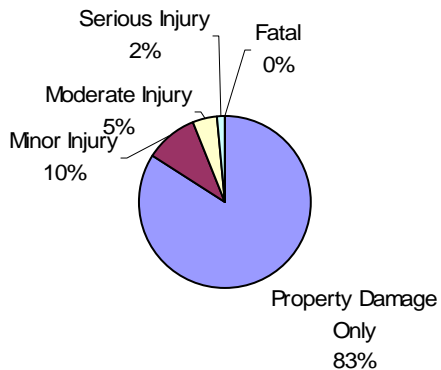
Traffic Crash Casualty Severity	Traffic Crash Casualties	Traffic Crash Costs
Property Damage Only	1382	\$4,040,850
Minor Injury	157	\$6,389,154
Moderate Injury	75	\$4,497,387
Serious Injury	26	\$5,508,161
Fatal	0	\$0
Total	1640	\$20,435,553
Average cost of traffic crash casualty	\$12,461	

Index Crime Category	Number of Index Crimes	Index Crime Costs
Larceny	326	\$457,717
Burglary	75	\$253,284
Rape	13	\$2,211,196
Assault	19	\$250,971
Robbery	0	\$0
Motor Vehicle Theft	13	\$92,632
Murder	1	\$4,161,609
Total	447	\$7,427,408
Average cost of index crime	\$16,616	

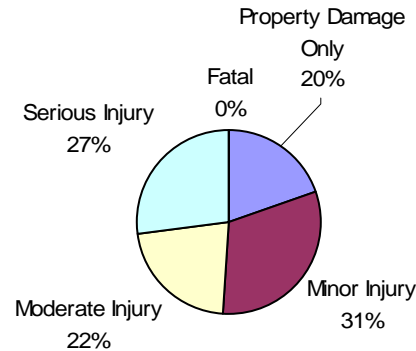
	Fatal	Serious Injury	Moderate Injury	Minor Injury	Property Damage Only	Total
Medical Care	\$0	\$633,507	\$517,198	\$808,552	\$227,063	\$2,186,320
Future Earnings (Lost Wages)	\$0	\$1,645,584	\$1,259,079	\$1,930,822	\$758,385	\$5,593,870
Public Services	\$0	\$4,940	\$9,243	\$16,568	\$44,991	\$75,741
Property Damage and Loss	\$0	\$155,631	\$342,151	\$699,113	\$2,202,538	\$3,399,434
Subtotal (Monetary Costs)	\$0	\$2,439,663	\$2,127,672	\$3,455,055	\$3,232,977	\$11,255,365
Quality of Life	\$0	\$3,068,499	\$2,369,716	\$2,934,099	\$807,874	\$9,180,187
Total (Comprehensive Costs)	\$0	\$5,508,161	\$4,497,387	\$6,389,154	\$4,040,850	\$20,435,553

	Murder	Rape	Assault	Robbery	Larceny	Burglary	Motor Vehicle Theft	Total
Medical Care	\$33,667	\$21,151	\$12,350	\$0	\$0	\$0	\$0	\$67,168
Future Earnings (Lost Wages)	\$1,487,425	\$66,894	\$31,858	\$0	\$8,038	\$2,336	\$1,181	\$1,597,732
Public Services	\$2,541	\$8,553	\$5,389	\$0	\$146,568	\$29,571	\$3,641	\$196,263
Property Damage and Loss	\$1,558	\$1,714	\$1,297	\$0	\$303,111	\$191,107	\$83,035	\$581,821
Subtotal (Monetary Costs)	\$1,525,191	\$98,306	\$50,901	\$0	\$457,717	\$223,014	\$87,857	\$2,442,986
Quality of Life	\$2,636,417	\$2,112,887	\$200,073	\$0	\$0	\$30,271	\$4,775	\$4,984,423
Total (Comprehensive Costs)	\$4,161,609	\$2,211,196	\$250,971	\$0	\$457,717	\$253,284	\$92,632	\$7,427,408

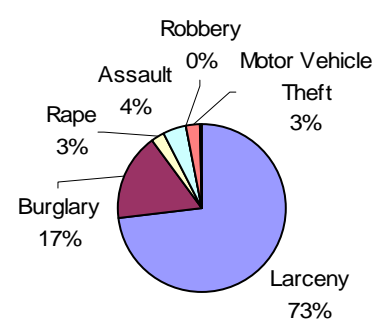
Traffic Crash Casualties



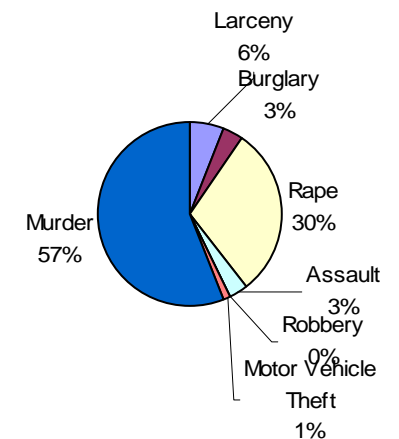
Traffic Crash Costs



Index Crimes



Index Crime Costs

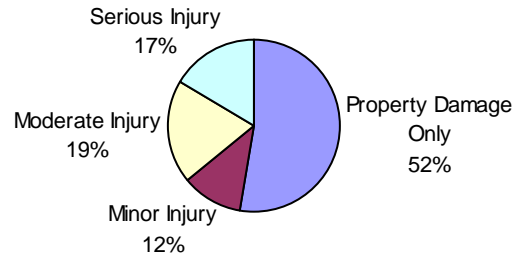


Charlevoix County 2004

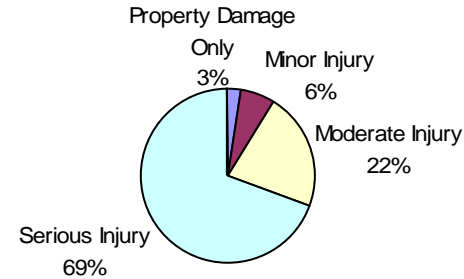
Alcohol-Involved Crashes

Traffic Crash Casualty Severity	Traffic Crash Casualties	Traffic Crash Costs
Property Damage Only	22	\$83,958
Minor Injury	5	\$203,316
Moderate Injury	8	\$694,523
Serious Injury	7	\$2,212,357
Fatal	0	\$0
Total	42	\$3,194,153
Average cost of traffic crash		\$76,051

Traffic Crash Casualties



Traffic Crash Costs



Costs of Alcohol-Involved Traffic Crashes in Charlevoix County (2004 Dollars)

	Fatal	Serious Injury	Moderate Injury	Minor Injury	Property Damage Only	Total
Medical Care	\$0	\$280,945	\$87,718	\$28,381	\$5,640	\$402,684
Future Earnings (Lost Wages)	\$0	\$749,871	\$184,200	\$57,536	\$23,107	\$1,014,714
Public Services	\$0	\$1,864	\$1,128	\$537	\$716	\$4,245
Property Damage and Loss	\$0	\$52,506	\$38,194	\$22,257	\$35,062	\$148,019
Subtotal (Monetary Costs)	\$0	\$1,085,186	\$311,240	\$108,711	\$64,525	\$1,569,663
Quality of Life	\$0	\$1,127,172	\$383,282	\$94,604	\$19,432	\$1,624,491
Total (Comprehensive Costs)	\$0	\$2,212,357	\$694,523	\$203,316	\$83,958	\$3,194,153

Cheboygan County 2004

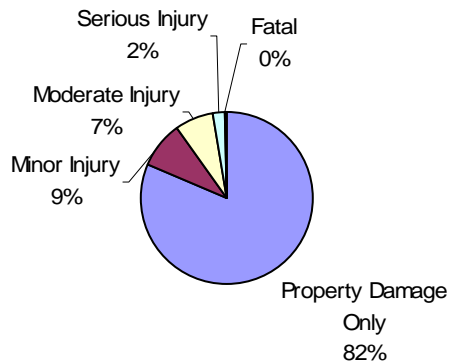
Traffic Crash Casualty Severity	Traffic Crash Casualties	Traffic Crash Costs
Property Damage Only	1292	\$3,777,698
Minor Injury	139	\$5,656,640
Moderate Injury	116	\$6,955,959
Serious Injury	37	\$7,838,537
Fatal	6	\$25,058,658
Total	1590	\$49,287,491
Average cost of traffic crash casualty	\$30,998	

Index Crime Category	Number of Index Crimes	Index Crime Costs
Larceny	422	\$592,505
Burglary	179	\$604,505
Rape	25	\$4,252,300
Assault	20	\$264,180
Robbery	2	\$36,314
Motor Vehicle Theft	37	\$263,644
Murder	0	\$0
Total	685	\$6,013,448
Average cost of index crime	\$8,779	

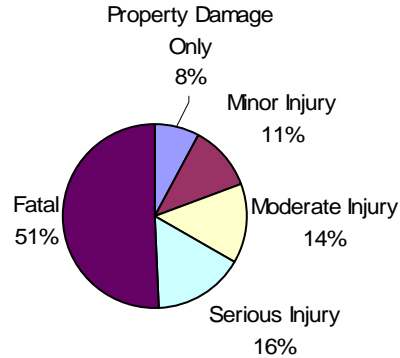
Costs of Traffic Crashes in Cheboygan County (2004 Dollars)						
	Fatal	Serious Injury	Moderate Injury	Minor Injury	Property Damage Only	Total
Medical Care	\$173,553	\$901,530	\$799,934	\$715,852	\$212,276	\$2,803,143
Future Earnings (Lost Wages)	\$8,660,947	\$2,341,792	\$1,947,376	\$1,709,454	\$708,996	\$15,368,566
Public Services	\$5,368	\$7,030	\$14,295	\$14,668	\$42,061	\$83,422
Property Damage and Loss	\$66,198	\$221,476	\$529,194	\$618,960	\$2,059,102	\$3,494,929
Subtotal (Monetary Costs)	\$8,906,064	\$3,471,828	\$3,290,799	\$3,058,934	\$3,022,435	\$21,750,059
Quality of Life	\$16,152,592	\$4,366,710	\$3,665,160	\$2,597,706	\$755,262	\$27,537,430
Total (Comprehensive Costs)	\$25,058,658	\$7,838,537	\$6,955,959	\$5,656,640	\$3,777,698	\$49,287,491

Costs of Index Crimes in Cheboygan County (2004 Dollars)								
	Murder	Rape	Assault	Robbery	Larceny	Burglary	Motor Vehicle Theft	Total
Medical Care	\$0	\$40,675	\$13,000	\$3,968	\$0	\$0	\$0	\$57,643
Future Earnings (Lost Wages)	\$0	\$128,642	\$33,535	\$4,848	\$10,406	\$5,575	\$3,361	\$186,367
Public Services	\$0	\$16,448	\$5,673	\$777	\$189,729	\$70,576	\$10,364	\$293,566
Property Damage and Loss	\$0	\$3,295	\$1,365	\$2,272	\$392,371	\$456,108	\$236,330	\$1,091,741
Subtotal (Monetary Costs)	\$0	\$189,050	\$53,580	\$11,864	\$592,505	\$532,259	\$250,055	\$1,629,313
Quality of Life	\$0	\$4,063,245	\$210,603	\$24,450	\$0	\$72,246	\$13,589	\$4,384,133
Total (Comprehensive Costs)	\$0	\$4,252,300	\$264,180	\$36,314	\$592,505	\$604,505	\$263,644	\$6,013,448

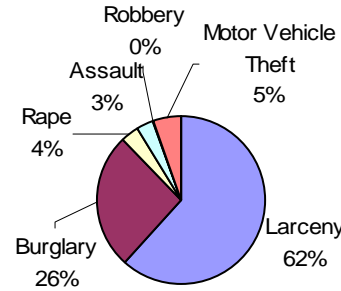
Traffic Crash Casualties



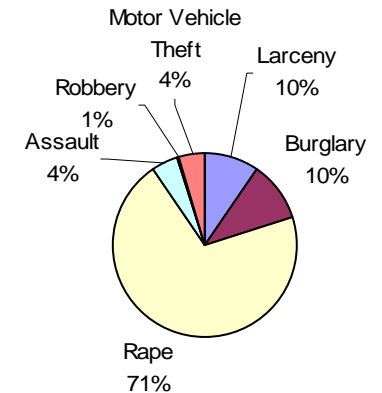
Traffic Crash Costs



Index Crimes



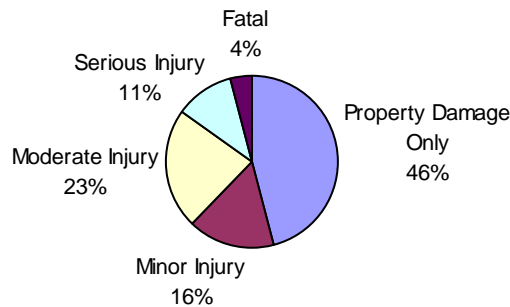
Index Crime Costs



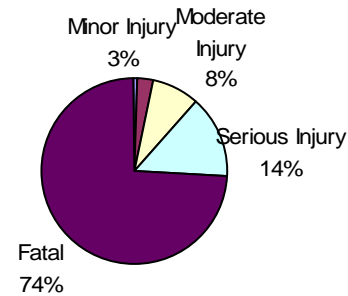
Cheboygan County 2004 Alcohol-Involved Crashes

Traffic Crash Casualty Severity	Traffic Crash Casualties	Traffic Crash Costs
Property Damage Only	34	\$129,753
Minor Injury	12	\$487,958
Moderate Injury	17	\$1,475,860
Serious Injury	8	\$2,528,408
Fatal	3	\$13,136,397
Total	74	\$17,758,376
Average cost of traffic crash	\$239,978	

Traffic Crash Casualties



Traffic Crash Costs



Costs of Alcohol-Involved Traffic Crashes in Cheboygan County (2004 Dollars)						
	Fatal	Serious Injury	Moderate Injury	Minor Injury	Property Damage Only	Total
Medical Care	\$86,777	\$321,080	\$186,401	\$68,115	\$8,717	\$671,089
Future Earnings (Lost Wages)	\$4,533,727	\$856,996	\$391,425	\$138,085	\$35,711	\$5,955,944
Public Services	\$2,684	\$2,130	\$2,397	\$1,290	\$1,107	\$9,607
Property Damage and Loss	\$33,099	\$60,007	\$81,163	\$53,417	\$54,187	\$281,873
Subtotal (Monetary Costs)	\$4,656,285	\$1,240,212	\$661,386	\$260,907	\$99,721	\$6,918,511
Quality of Life	\$8,480,111	\$1,288,196	\$814,474	\$227,051	\$30,032	\$10,839,864
Total (Comprehensive Costs)	\$13,136,397	\$2,528,408	\$1,475,860	\$487,958	\$129,753	\$17,758,376

Chippewa County 2004

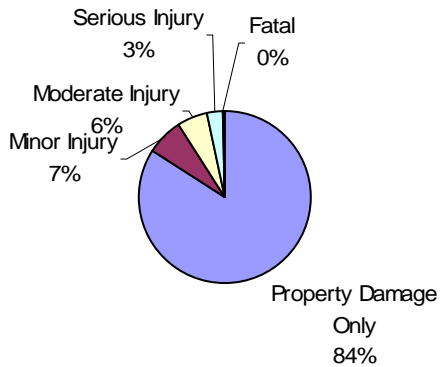
Traffic Crash Casualty Severity	Traffic Crash Casualties	Traffic Crash Costs
Property Damage Only	1653	\$4,833,231
Minor Injury	134	\$5,453,163
Moderate Injury	111	\$6,656,133
Serious Injury	61	\$12,922,994
Fatal	3	\$12,529,329
Total	1962	\$42,394,850
Average cost of traffic crash casualty	\$21,608	

Index Crime Category	Number of Index Crimes	Index Crime Costs
Larceny	539	\$756,777
Burglary	180	\$607,882
Rape	21	\$3,571,932
Assault	55	\$726,495
Robbery	3	\$54,471
Motor Vehicle Theft	51	\$363,402
Murder	0	\$0
Total	849	\$6,080,959
Average cost of index crime	\$7,162	

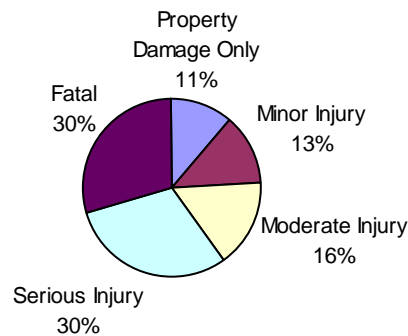
	Fatal	Serious Injury	Moderate Injury	Minor Injury	Property Damage Only	Total
Medical Care	\$86,777	\$1,486,306	\$765,454	\$690,101	\$271,588	\$3,300,225
Future Earnings (Lost Wages)	\$4,330,474	\$3,860,793	\$1,863,437	\$1,647,963	\$907,098	\$12,609,765
Public Services	\$2,684	\$11,590	\$13,679	\$14,141	\$53,813	\$95,907
Property Damage and Loss	\$33,099	\$365,135	\$506,384	\$596,695	\$2,634,440	\$4,135,753
Subtotal (Monetary Costs)	\$4,453,032	\$5,723,824	\$3,148,954	\$2,948,900	\$3,866,939	\$20,141,649
Quality of Life	\$8,076,296	\$7,199,170	\$3,507,179	\$2,504,263	\$966,292	\$22,253,200
Total (Comprehensive Costs)	\$12,529,329	\$12,922,994	\$6,656,133	\$5,453,163	\$4,833,231	\$42,394,850

	Murder	Rape	Assault	Robbery	Larceny	Burglary	Motor Vehicle Theft	Total
Medical Care	\$0	\$34,167	\$35,750	\$5,952	\$0	\$0	\$0	\$75,869
Future Earnings (Lost Wages)	\$0	\$108,059	\$92,220	\$7,273	\$13,291	\$5,606	\$4,633	\$231,082
Public Services	\$0	\$13,816	\$15,600	\$1,165	\$242,331	\$70,970	\$14,286	\$358,169
Property Damage and Loss	\$0	\$2,768	\$3,754	\$3,407	\$501,156	\$458,656	\$325,752	\$1,295,494
Subtotal (Monetary Costs)	\$0	\$158,802	\$147,345	\$17,796	\$756,777	\$535,233	\$344,671	\$1,960,624
Quality of Life	\$0	\$3,413,126	\$579,159	\$36,675	\$0	\$72,650	\$18,731	\$4,120,341
Total (Comprehensive Costs)	\$0	\$3,571,932	\$726,495	\$54,471	\$756,777	\$607,882	\$363,402	\$6,080,959

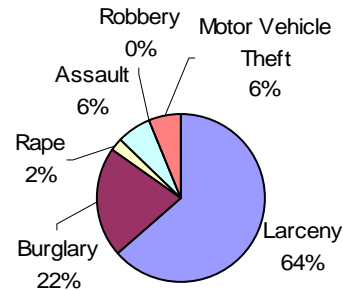
Traffic Crash Casualties



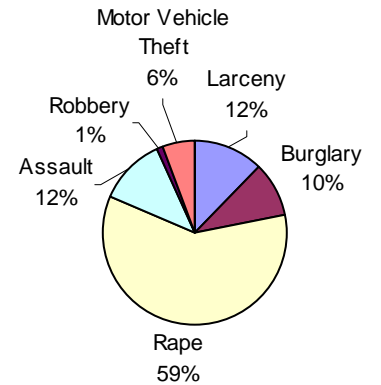
Traffic Crash Costs



Index Crimes



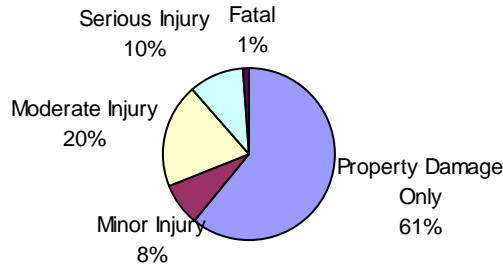
Index Crime Costs



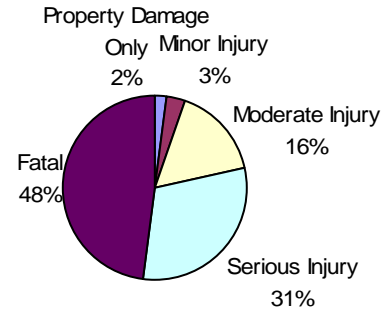
Chippewa County 2004 Alcohol-Involved Crashes

Traffic Crash Casualty Severity	Traffic Crash Casualties	Traffic Crash Costs
Property Damage Only	53	\$202,262
Minor Injury	7	\$284,642
Moderate Injury	17	\$1,475,860
Serious Injury	9	\$2,844,459
Fatal	1	\$4,378,799
Total	87	\$9,186,023
Average cost of traffic crash	\$105,586	

Traffic Crash Casualties



Traffic Crash Costs



Costs of Alcohol-Involved Traffic Crashes in Chippewa County (2004 Dollars)						
	Fatal	Serious Injury	Moderate Injury	Minor Injury	Property Damage Only	Total
Medical Care	\$28,926	\$361,215	\$186,401	\$39,734	\$13,588	\$629,863
Future Earnings (Lost Wages)	\$1,511,242	\$964,120	\$391,425	\$80,550	\$55,666	\$3,003,004
Public Services	\$895	\$2,396	\$2,397	\$752	\$1,725	\$8,165
Property Damage and Loss	\$11,033	\$67,507	\$81,163	\$31,160	\$84,468	\$275,331
Subtotal (Monetary Costs)	\$1,552,095	\$1,395,239	\$661,386	\$152,196	\$155,447	\$3,916,363
Quality of Life	\$2,826,704	\$1,449,221	\$814,474	\$132,446	\$46,814	\$5,269,659
Total (Comprehensive Costs)	\$4,378,799	\$2,844,459	\$1,475,860	\$284,642	\$202,262	\$9,186,023

Clare County 2004

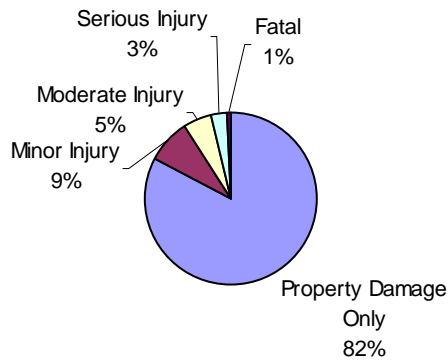
Traffic Crash Casualty Severity	Traffic Crash Casualties	Traffic Crash Costs
Property Damage Only	1485	\$4,342,013
Minor Injury	157	\$6,389,154
Moderate Injury	94	\$5,636,725
Serious Injury	54	\$11,440,027
Fatal	10	\$41,764,430
Total	1800	\$69,572,350
Average cost of traffic crash casualty	\$38,651	

Index Crime Category	Number of Index Crimes	Index Crime Costs
Larceny	651	\$914,030
Burglary	463	\$1,563,608
Rape	12	\$2,041,104
Assault	58	\$766,122
Robbery	7	\$127,099
Motor Vehicle Theft	62	\$441,782
Murder	1	\$4,161,609
Total	1254	\$10,015,354
Average cost of index crime	\$7,987	

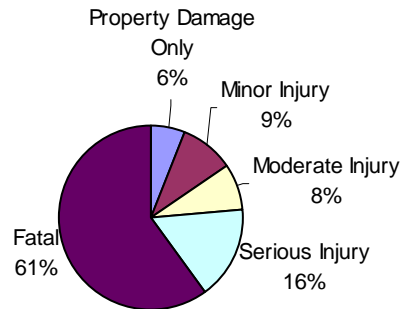
Costs of Traffic Crashes in Clare County (2004 Dollars)						
	Fatal	Serious Injury	Moderate Injury	Minor Injury	Property Damage Only	Total
Medical Care	\$289,255	\$1,315,746	\$648,222	\$808,552	\$243,986	\$3,305,760
Future Earnings (Lost Wages)	\$14,434,912	\$3,417,751	\$1,578,046	\$1,930,822	\$814,907	\$22,176,439
Public Services	\$8,946	\$10,260	\$11,584	\$16,568	\$48,344	\$95,702
Property Damage and Loss	\$110,330	\$323,235	\$428,829	\$699,113	\$2,366,693	\$3,928,199
Subtotal (Monetary Costs)	\$14,843,440	\$5,066,992	\$2,666,682	\$3,455,055	\$3,473,929	\$29,506,097
Quality of Life	\$26,920,987	\$6,373,036	\$2,970,044	\$2,934,099	\$868,084	\$40,066,250
Total (Comprehensive Costs)	\$41,764,430	\$11,440,027	\$5,636,725	\$6,389,154	\$4,342,013	\$69,572,350

Costs of Index Crimes in Clare County (2004 Dollars)								
	Murder	Rape	Assault	Robbery	Larceny	Burglary	Motor Vehicle Theft	Total
Medical Care	\$33,667	\$19,524	\$37,700	\$13,888	\$0	\$0	\$0	\$104,779
Future Earnings (Lost Wages)	\$1,487,425	\$61,748	\$97,250	\$16,970	\$16,052	\$14,421	\$5,632	\$1,699,498
Public Services	\$2,541	\$7,895	\$16,451	\$2,719	\$292,686	\$182,550	\$17,367	\$522,209
Property Damage and Loss	\$1,558	\$1,582	\$3,959	\$7,950	\$605,292	\$1,179,766	\$396,012	\$2,196,120
Subtotal (Monetary Costs)	\$1,525,191	\$90,744	\$155,382	\$41,524	\$914,030	\$1,376,737	\$419,011	\$4,522,620
Quality of Life	\$2,636,417	\$1,950,358	\$610,750	\$85,575	\$0	\$186,871	\$22,771	\$5,492,742
Total (Comprehensive Costs)	\$4,161,609	\$2,041,104	\$766,122	\$127,099	\$914,030	\$1,563,608	\$441,782	\$10,015,354

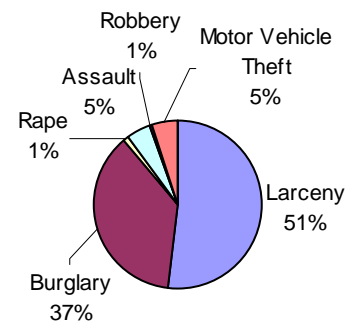
Traffic Crash Casualties



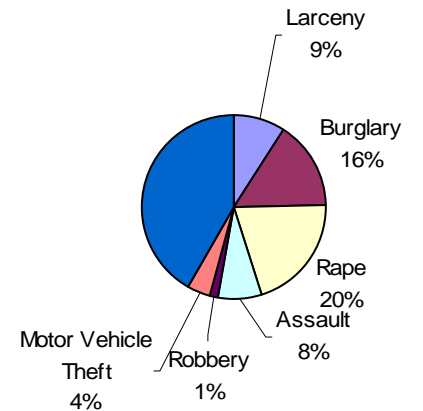
Traffic Crash Costs



Index Crimes



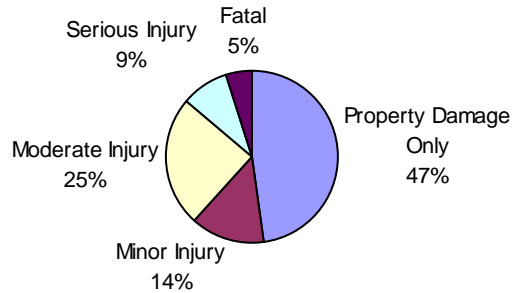
Index Crime Costs



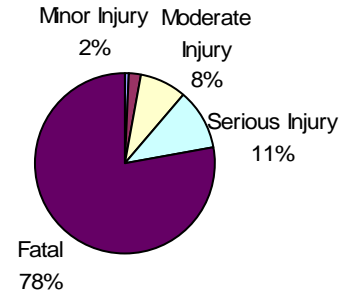
Clare County 2004 Alcohol-Involved Crashes

Traffic Crash Casualty Severity	Traffic Crash Casualties	Traffic Crash Costs
Property Damage Only	31	\$118,304
Minor Injury	9	\$365,968
Moderate Injury	16	\$1,389,045
Serious Injury	6	\$1,896,306
Fatal	3	\$13,136,397
Total	65	\$16,906,021
Average cost of traffic crash	\$260,093	

Traffic Crash Casualties



Traffic Crash Costs



Costs of Alcohol-Involved Traffic Crashes in Clare County (2004 Dollars)						
	Fatal	Serious Injury	Moderate Injury	Minor Injury	Property Damage Only	Total
Medical Care	\$86,777	\$240,810	\$175,436	\$51,086	\$7,947	\$562,056
Future Earnings (Lost Wages)	\$4,533,727	\$642,747	\$368,400	\$103,564	\$32,560	\$5,680,998
Public Services	\$2,684	\$1,598	\$2,256	\$967	\$1,009	\$8,514
Property Damage and Loss	\$33,099	\$45,005	\$76,389	\$40,063	\$49,406	\$243,961
Subtotal (Monetary Costs)	\$4,656,285	\$930,159	\$622,481	\$195,680	\$90,922	\$6,495,527
Quality of Life	\$8,480,111	\$966,147	\$766,564	\$170,288	\$27,382	\$10,410,492
Total (Comprehensive Costs)	\$13,136,397	\$1,896,306	\$1,389,045	\$365,968	\$118,304	\$16,906,021

Clinton County 2004

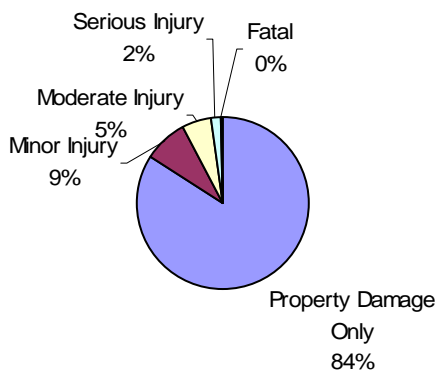
Traffic Crash Casualty Severity	Traffic Crash Casualties	Traffic Crash Costs
Property Damage Only	3087	\$9,026,125
Minor Injury	314	\$12,778,308
Moderate Injury	198	\$11,873,102
Serious Injury	65	\$13,770,403
Fatal	12	\$50,117,316
Total	3676	\$97,565,254
Average cost of traffic crash casualty		\$26,541

Index Crime Category	Number of Index Crimes	Index Crime Costs
Larceny	547	\$768,010
Burglary	188	\$634,899
Rape	13	\$2,211,196
Assault	56	\$739,704
Robbery	1	\$18,157
Motor Vehicle Theft	52	\$370,527
Murder	0	\$0
Total	857	\$4,742,493
Average cost of index crime		\$5,534

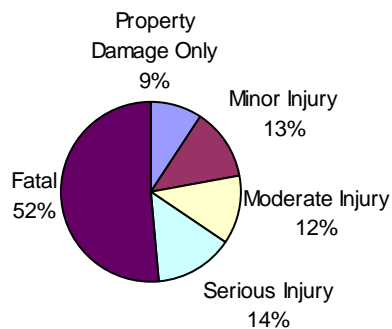
	Fatal	Serious Injury	Moderate Injury	Minor Injury	Property Damage Only	Total
Medical Care	\$347,106	\$1,583,768	\$1,365,404	\$1,617,103	\$507,194	\$5,420,576
Future Earnings (Lost Wages)	\$17,321,895	\$4,113,960	\$3,323,969	\$3,861,645	\$1,694,018	\$30,315,487
Public Services	\$10,735	\$12,350	\$24,401	\$33,135	\$100,497	\$181,119
Property Damage and Loss	\$132,396	\$389,079	\$903,279	\$1,398,226	\$4,919,852	\$7,742,831
Subtotal (Monetary Costs)	\$17,812,128	\$6,099,157	\$5,617,053	\$6,910,109	\$7,221,562	\$43,660,009
Quality of Life	\$32,305,184	\$7,671,247	\$6,256,049	\$5,868,199	\$1,804,563	\$53,905,242
Total (Comprehensive Costs)	\$50,117,316	\$13,770,403	\$11,873,102	\$12,778,308	\$9,026,125	\$97,565,254

	Murder	Rape	Assault	Robbery	Larceny	Burglary	Motor Vehicle Theft	Total
Medical Care	\$0	\$21,151	\$36,400	\$1,984	\$0	\$0	\$0	\$59,535
Future Earnings (Lost Wages)	\$0	\$66,894	\$93,897	\$2,424	\$13,488	\$5,856	\$4,724	\$187,282
Public Services	\$0	\$8,553	\$15,884	\$388	\$245,928	\$74,124	\$14,566	\$359,443
Property Damage and Loss	\$0	\$1,714	\$3,823	\$1,136	\$508,594	\$479,041	\$332,139	\$1,326,446
Subtotal (Monetary Costs)	\$0	\$98,306	\$150,024	\$5,932	\$768,010	\$559,021	\$351,429	\$1,932,721
Quality of Life	\$0	\$2,112,887	\$589,689	\$12,225	\$0	\$75,878	\$19,098	\$2,809,778
Total (Comprehensive Costs)	\$0	\$2,211,196	\$739,704	\$18,157	\$768,010	\$634,899	\$370,527	\$4,742,493

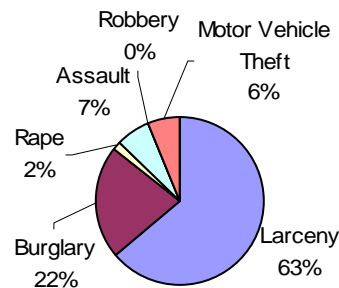
Traffic Crash Casualties



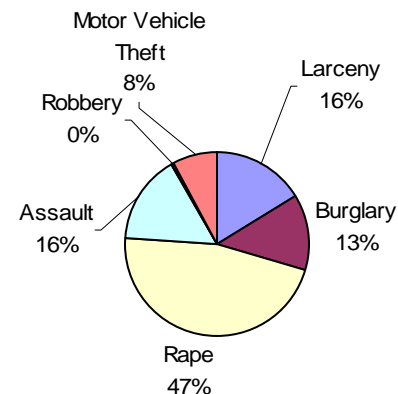
Traffic Crash Costs



Index Crimes



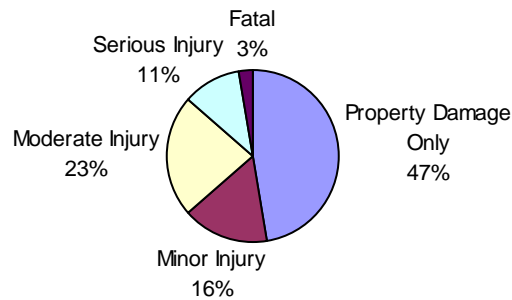
Index Crime Costs



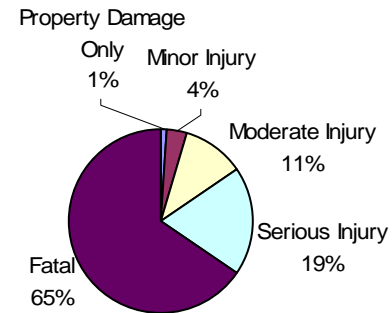
Clinton County 2004 Alcohol-Involved Crashes

Traffic Crash Casualty Severity	Traffic Crash Casualties	Traffic Crash Costs
Property Damage Only	52	\$198,445
Minor Injury	18	\$731,937
Moderate Injury	25	\$2,170,383
Serious Injury	12	\$3,792,613
Fatal	3	\$13,136,397
Total	110	\$20,029,775
Average cost of traffic crash	\$182,089	

Traffic Crash Casualties



Traffic Crash Costs



Costs of Alcohol-Involved Traffic Crashes in Clinton County (2004 Dollars)

	Fatal	Serious Injury	Moderate Injury	Minor Injury	Property Damage Only	Total
Medical Care	\$86,777	\$481,619	\$274,119	\$102,172	\$13,331	\$958,019
Future Earnings (Lost Wages)	\$4,533,727	\$1,285,494	\$575,625	\$207,128	\$54,616	\$6,656,590
Public Services	\$2,684	\$3,195	\$3,525	\$1,935	\$1,693	\$13,031
Property Damage and Loss	\$33,099	\$90,010	\$119,357	\$80,126	\$82,874	\$405,466
Subtotal (Monetary Costs)	\$4,656,285	\$1,860,318	\$972,627	\$391,361	\$152,514	\$8,033,105
Quality of Life	\$8,480,111	\$1,932,295	\$1,197,756	\$340,576	\$45,931	\$11,996,669
Total (Comprehensive Costs)	\$13,136,397	\$3,792,613	\$2,170,383	\$731,937	\$198,445	\$20,029,775

Crawford County 2004

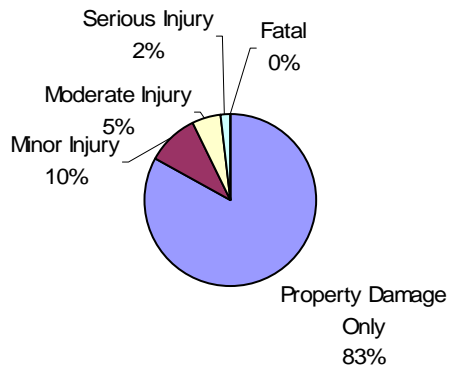
Traffic Crash Casualty Severity	Traffic Crash Casualties	Traffic Crash Costs
Property Damage Only	750	\$2,192,936
Minor Injury	87	\$3,540,487
Moderate Injury	48	\$2,878,328
Serious Injury	17	\$3,601,490
Fatal	1	\$4,176,443
Total	903	\$16,389,684
Average cost of traffic crash casualty	\$18,150	

Index Crime Category	Number of Index Crimes	Index Crime Costs
Larceny	159	\$223,242
Burglary	82	\$276,924
Rape	14	\$2,381,288
Assault	25	\$330,225
Robbery	0	\$0
Motor Vehicle Theft	26	\$185,264
Murder	0	\$0
Total	306	\$3,396,943
Average cost of index crime	\$11,101	

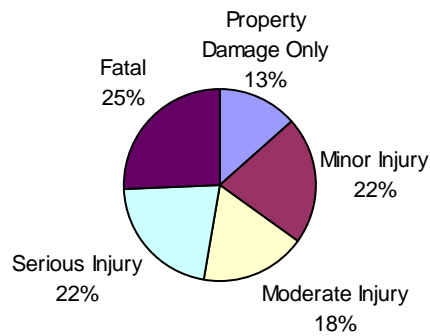
	Fatal	Serious Injury	Moderate Injury	Minor Injury	Property Damage Only	Total
Medical Care	\$28,926	\$414,216	\$331,007	\$448,051	\$123,225	\$1,345,425
Future Earnings (Lost Wages)	\$1,443,491	\$1,075,959	\$805,811	\$1,069,946	\$411,569	\$4,806,776
Public Services	\$895	\$3,230	\$5,915	\$9,181	\$24,416	\$43,637
Property Damage and Loss	\$11,033	\$101,759	\$218,977	\$387,406	\$1,195,299	\$1,914,475
Subtotal (Monetary Costs)	\$1,484,344	\$1,595,164	\$1,361,710	\$1,914,584	\$1,754,510	\$8,110,312
Quality of Life	\$2,692,099	\$2,006,326	\$1,516,618	\$1,625,902	\$438,426	\$8,279,371
Total (Comprehensive Costs)	\$4,176,443	\$3,601,490	\$2,878,328	\$3,540,487	\$2,192,936	\$16,389,684

	Murder	Rape	Assault	Robbery	Larceny	Burglary	Motor Vehicle Theft	Total
Medical Care	\$0	\$22,778	\$16,250	\$0	\$0	\$0	\$0	\$39,028
Future Earnings (Lost Wages)	\$0	\$72,040	\$41,918	\$0	\$3,921	\$2,554	\$2,362	\$122,794
Public Services	\$0	\$9,211	\$7,091	\$0	\$71,485	\$32,331	\$7,283	\$127,401
Property Damage and Loss	\$0	\$1,845	\$1,707	\$0	\$147,836	\$208,943	\$166,070	\$526,401
Subtotal (Monetary Costs)	\$0	\$105,868	\$66,975	\$0	\$223,242	\$243,828	\$175,714	\$815,628
Quality of Life	\$0	\$2,275,417	\$263,254	\$0	\$0	\$33,096	\$9,549	\$2,581,316
Total (Comprehensive Costs)	\$0	\$2,381,288	\$330,225	\$0	\$223,242	\$276,924	\$185,264	\$3,396,943

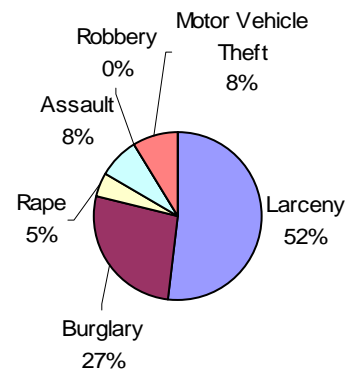
Traffic Crash Casualties



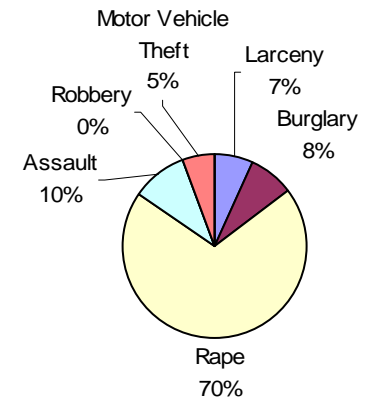
Traffic Crash Costs



Index Crimes



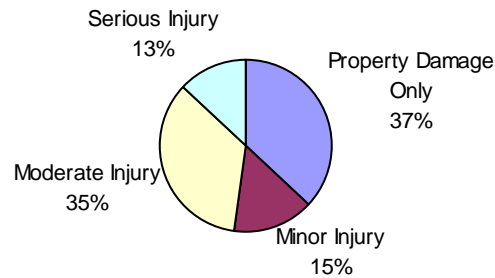
Index Crime Costs



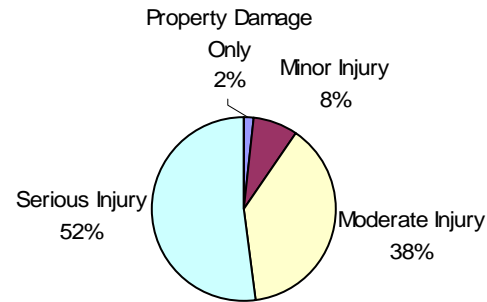
Crawford County 2004 Alcohol-Involved Crashes

Traffic Crash Casualty Severity	Traffic Crash Casualties	Traffic Crash Costs
Property Damage Only	17	\$64,876
Minor Injury	7	\$284,642
Moderate Injury	16	\$1,389,045
Serious Injury	6	\$1,896,306
Fatal	0	\$0
Total	46	\$3,634,870
Average cost of traffic crash	\$79,019	

Traffic Crash Casualties



Traffic Crash Costs



Costs of Alcohol-Involved Traffic Crashes in Crawford County (2004 Dollars)						
	Fatal	Serious Injury	Moderate Injury	Minor Injury	Property Damage Only	Total
Medical Care	\$0	\$240,810	\$175,436	\$39,734	\$4,358	\$460,338
Future Earnings (Lost Wages)	\$0	\$642,747	\$368,400	\$80,550	\$17,855	\$1,109,552
Public Services	\$0	\$1,598	\$2,256	\$752	\$553	\$5,159
Property Damage and Loss	\$0	\$45,005	\$76,389	\$31,160	\$27,093	\$179,647
Subtotal (Monetary Costs)	\$0	\$930,159	\$622,481	\$152,196	\$49,860	\$1,754,696
Quality of Life	\$0	\$966,147	\$766,564	\$132,446	\$15,016	\$1,880,173
Total (Comprehensive Costs)	\$0	\$1,896,306	\$1,389,045	\$284,642	\$64,876	\$3,634,870

Delta County 2004

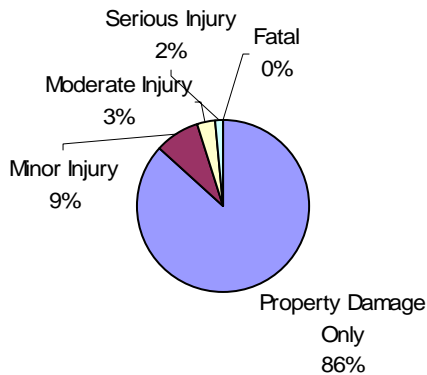
Traffic Crash Casualty Severity	Traffic Crash Casualties	Traffic Crash Costs
Property Damage Only	2532	\$7,403,352
Minor Injury	252	\$10,255,203
Moderate Injury	92	\$5,516,795
Serious Injury	46	\$9,745,209
Fatal	4	\$16,705,772
Total	2926	\$49,626,330
Average cost of traffic crash casualty		\$16,960

Index Crime Category	Number of Index Crimes	Index Crime Costs
Larceny	175	\$245,707
Burglary	97	\$327,581
Rape	16	\$2,721,472
Assault	24	\$317,016
Robbery	0	\$0
Motor Vehicle Theft	15	\$106,883
Murder	0	\$0
Total	327	\$3,718,659
Average cost of index crime		\$11,372

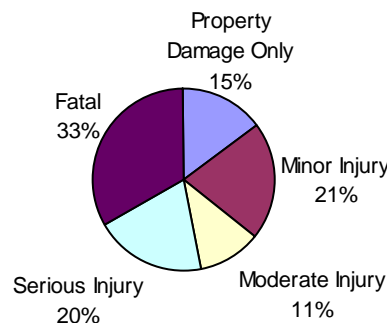
Costs of Traffic Crashes in Delta County (2004 Dollars)						
	Fatal	Serious Injury	Moderate Injury	Minor Injury	Property Damage Only	Total
Medical Care	\$115,702	\$1,120,821	\$634,430	\$1,297,803	\$416,008	\$3,584,763
Future Earnings (Lost Wages)	\$5,773,965	\$2,911,418	\$1,544,471	\$3,099,154	\$1,389,457	\$14,718,465
Public Services	\$3,578	\$8,740	\$11,338	\$26,593	\$82,429	\$132,678
Property Damage and Loss	\$44,132	\$275,348	\$419,705	\$1,122,143	\$4,035,330	\$5,896,659
Subtotal (Monetary Costs)	\$5,937,376	\$4,316,326	\$2,609,944	\$5,545,693	\$5,923,225	\$24,332,564
Quality of Life	\$10,768,395	\$5,428,882	\$2,906,851	\$4,709,510	\$1,480,127	\$25,293,765
Total (Comprehensive Costs)	\$16,705,772	\$9,745,209	\$5,516,795	\$10,255,203	\$7,403,352	\$49,626,330

Costs of Index Crimes in Delta County (2004 Dollars)								
	Murder	Rape	Assault	Robbery	Larceny	Burglary	Motor Vehicle Theft	Total
Medical Care	\$0	\$26,032	\$15,600	\$0	\$0	\$0	\$0	\$41,632
Future Earnings (Lost Wages)	\$0	\$82,331	\$40,241	\$0	\$4,315	\$3,021	\$1,363	\$131,272
Public Services	\$0	\$10,527	\$6,807	\$0	\$78,679	\$38,245	\$4,202	\$138,460
Property Damage and Loss	\$0	\$2,109	\$1,638	\$0	\$162,713	\$247,165	\$95,809	\$509,434
Subtotal (Monetary Costs)	\$0	\$120,992	\$64,296	\$0	\$245,707	\$288,431	\$101,374	\$820,800
Quality of Life	\$0	\$2,600,477	\$252,724	\$0	\$0	\$39,150	\$5,509	\$2,897,860
Total (Comprehensive Costs)	\$0	\$2,721,472	\$317,016	\$0	\$245,707	\$327,581	\$106,883	\$3,718,659

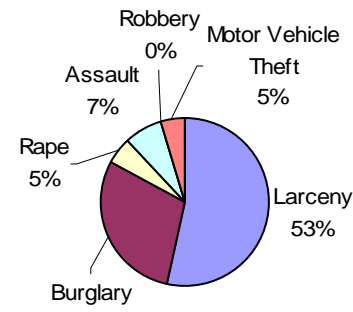
Traffic Crash Casualties



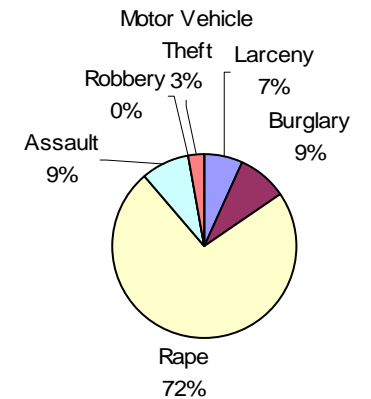
Traffic Crash Costs



Index Crimes



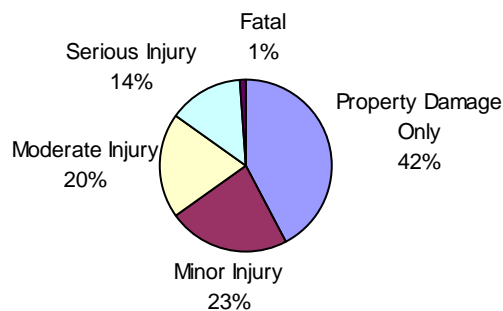
Index Crime Costs



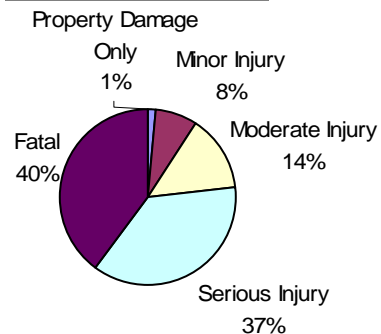
Delta County 2004 Alcohol-Involved Crashes

Traffic Crash Casualty Severity	Traffic Crash Casualties	Traffic Crash Costs
Property Damage Only	39	\$148,834
Minor Injury	21	\$853,926
Moderate Injury	18	\$1,562,676
Serious Injury	13	\$4,108,664
Fatal	1	\$4,378,799
Total	92	\$11,052,899
Average cost of traffic crash	\$120,140	

Traffic Crash Casualties



Traffic Crash Costs



Costs of Alcohol-Involved Traffic Crashes in Delta County (2004 Dollars)						
	Fatal	Serious Injury	Moderate Injury	Minor Injury	Property Damage Only	Total
Medical Care	\$28,926	\$521,754	\$197,366	\$119,201	\$9,998	\$877,245
Future Earnings (Lost Wages)	\$1,511,242	\$1,392,618	\$414,450	\$241,649	\$40,962	\$3,600,922
Public Services	\$895	\$3,461	\$2,538	\$2,257	\$1,270	\$10,421
Property Damage and Loss	\$11,033	\$97,511	\$85,937	\$93,480	\$62,156	\$350,116
Subtotal (Monetary Costs)	\$1,552,095	\$2,015,345	\$700,291	\$456,588	\$114,386	\$4,838,704
Quality of Life	\$2,826,704	\$2,093,319	\$862,385	\$397,338	\$34,448	\$6,214,194
Total (Comprehensive Costs)	\$4,378,799	\$4,108,664	\$1,562,676	\$853,926	\$148,834	\$11,052,899

Dickinson County 2004

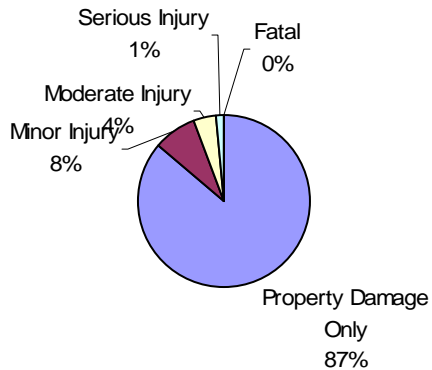
Traffic Crash Casualty Severity	Traffic Crash Casualties	Traffic Crash Costs
Property Damage Only	1417	\$4,143,187
Minor Injury	133	\$5,412,468
Moderate Injury	73	\$4,377,457
Serious Injury	19	\$4,025,195
Fatal	2	\$8,352,886
Total	1644	\$26,311,193
Average cost of traffic crash casualty		\$16,004

Index Crime Category	Number of Index Crimes	Index Crime Costs
Larceny	447	\$627,606
Burglary	69	\$233,021
Rape	26	\$4,422,392
Assault	16	\$211,344
Robbery	3	\$54,471
Motor Vehicle Theft	20	\$142,510
Murder	2	\$8,323,217
Total	583	\$14,014,562
Average cost of index crime		\$24,039

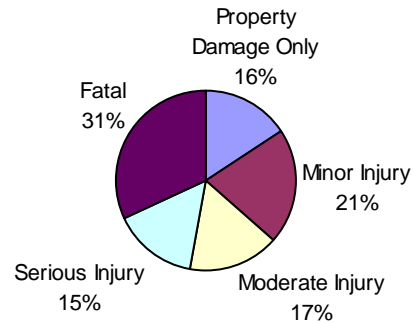
	Fatal	Serious Injury	Moderate Injury	Minor Injury	Property Damage Only	Total
Medical Care	\$57,851	\$462,948	\$503,407	\$684,951	\$232,813	\$1,941,970
Future Earnings (Lost Wages)	\$2,886,982	\$1,202,542	\$1,225,504	\$1,635,665	\$777,591	\$7,728,284
Public Services	\$1,789	\$3,610	\$8,996	\$14,035	\$46,130	\$74,561
Property Damage and Loss	\$22,066	\$113,731	\$333,027	\$592,242	\$2,258,319	\$3,319,385
Subtotal (Monetary Costs)	\$2,968,688	\$1,782,830	\$2,070,934	\$2,926,893	\$3,314,854	\$13,064,199
Quality of Life	\$5,384,197	\$2,242,364	\$2,306,523	\$2,485,575	\$828,334	\$13,246,993
Total (Comprehensive Costs)	\$8,352,886	\$4,025,195	\$4,377,457	\$5,412,468	\$4,143,187	\$26,311,193

	Murder	Rape	Assault	Robbery	Larceny	Burglary	Motor Vehicle Theft	Total
Medical Care	\$67,334	\$42,302	\$10,400	\$5,952	\$0	\$0	\$0	\$125,988
Future Earnings (Lost Wages)	\$2,974,849	\$133,788	\$26,828	\$7,273	\$11,022	\$2,149	\$1,817	\$3,157,726
Public Services	\$5,082	\$17,106	\$4,538	\$1,165	\$200,968	\$27,205	\$5,602	\$261,667
Property Damage and Loss	\$3,117	\$3,427	\$1,092	\$3,407	\$415,615	\$175,818	\$127,746	\$730,223
Subtotal (Monetary Costs)	\$3,050,382	\$196,612	\$42,864	\$17,796	\$627,606	\$205,172	\$135,165	\$4,275,597
Quality of Life	\$5,272,835	\$4,225,775	\$168,483	\$36,675	\$0	\$27,849	\$7,345	\$9,738,962
Total (Comprehensive Costs)	\$8,323,217	\$4,422,392	\$211,344	\$54,471	\$627,606	\$233,021	\$142,510	\$14,014,562

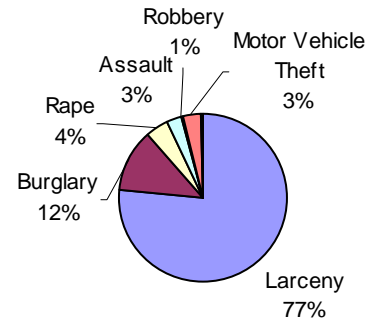
Traffic Crash Casualties



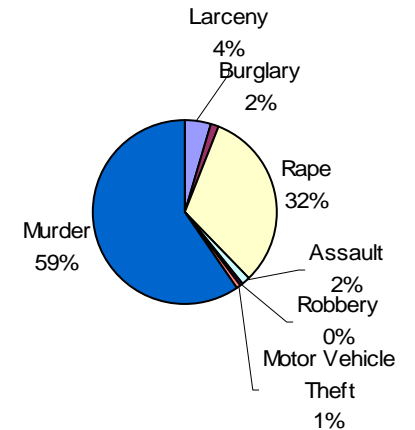
Traffic Crash Costs



Index Crimes



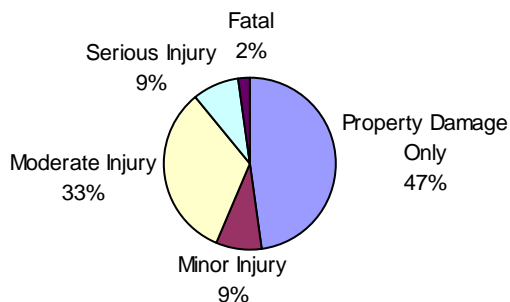
Index Crime Costs



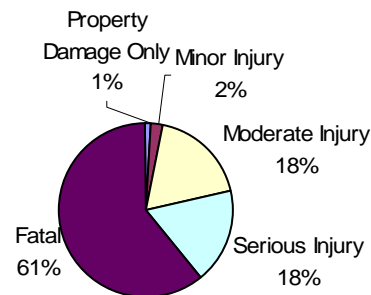
Dickinson County 2004 Alcohol-Involved Crashes

Traffic Crash Casualty Severity	Traffic Crash Casualties	Traffic Crash Costs
Property Damage Only	22	\$83,958
Minor Injury	4	\$162,653
Moderate Injury	15	\$1,302,230
Serious Injury	4	\$1,264,204
Fatal	1	\$4,378,799
Total	46	\$7,191,843
Average cost of traffic crash	\$156,344	

Traffic Crash Casualties



Traffic Crash Costs



Costs of Alcohol-Involved Traffic Crashes in Dickinson County (2004 Dollars)

	Fatal	Serious Injury	Moderate Injury	Minor Injury	Property Damage Only	Total
Medical Care	\$28,926	\$160,540	\$164,472	\$22,705	\$5,640	\$382,282
Future Earnings (Lost Wages)	\$1,511,242	\$428,498	\$345,375	\$46,028	\$23,107	\$2,354,251
Public Services	\$895	\$1,065	\$2,115	\$430	\$716	\$5,221
Property Damage and Loss	\$11,033	\$30,003	\$71,614	\$17,806	\$35,062	\$165,518
Subtotal (Monetary Costs)	\$1,552,095	\$620,106	\$583,576	\$86,969	\$64,525	\$2,907,271
Quality of Life	\$2,826,704	\$644,098	\$718,654	\$75,684	\$19,432	\$4,284,572
Total (Comprehensive Costs)	\$4,378,799	\$1,264,204	\$1,302,230	\$162,653	\$83,958	\$7,191,843

Eaton County 2004

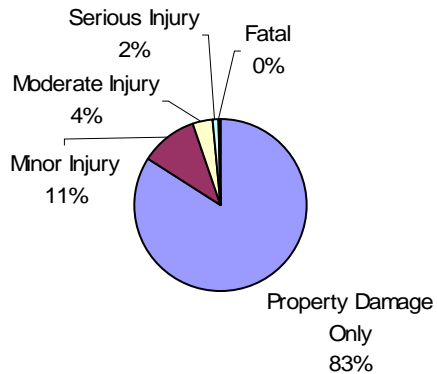
Traffic Crash Casualty Severity	Traffic Crash Casualties	Traffic Crash Costs
Property Damage Only	5629	\$16,458,716
Minor Injury	711	\$28,934,322
Moderate Injury	238	\$14,271,708
Serious Injury	101	\$21,397,088
Fatal	14	\$58,470,202
Total	6693	\$139,532,037
Average cost of traffic crash casualty	\$20,847	

Index Crime Category	Number of Index Crimes	Index Crime Costs
Larceny	1577	\$2,214,171
Burglary	431	\$1,455,540
Rape	51	\$8,674,692
Assault	114	\$1,505,826
Robbery	36	\$653,652
Motor Vehicle Theft	131	\$933,443
Murder	1	\$4,161,609
Total	2341	\$19,598,932
Average cost of index crime	\$8,372	

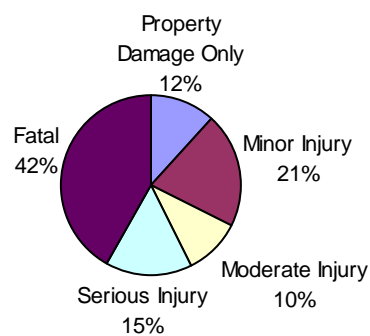
Costs of Traffic Crashes in Eaton County (2004 Dollars)						
	Fatal	Serious Injury	Moderate Injury	Minor Injury	Property Damage Only	Total
Medical Care	\$404,957	\$2,460,932	\$1,641,243	\$3,661,658	\$924,845	\$9,093,635
Future Earnings (Lost Wages)	\$20,208,877	\$6,392,460	\$3,995,478	\$8,744,043	\$3,088,963	\$42,429,822
Public Services	\$12,524	\$19,190	\$29,330	\$75,029	\$183,252	\$319,326
Property Damage and Loss	\$154,462	\$604,568	\$1,085,759	\$3,166,046	\$8,971,120	\$13,981,956
Subtotal (Monetary Costs)	\$20,780,816	\$9,477,151	\$6,751,811	\$15,646,776	\$13,168,180	\$65,824,735
Quality of Life	\$37,689,382	\$11,919,937	\$7,519,898	\$13,287,545	\$3,290,536	\$73,707,298
Total (Comprehensive Costs)	\$58,470,202	\$21,397,088	\$14,271,708	\$28,934,322	\$16,458,716	\$139,532,037

Costs of Index Crimes in Eaton County (2004 Dollars)								
	Murder	Rape	Assault	Robbery	Larceny	Burglary	Motor Vehicle Theft	Total
Medical Care	\$33,667	\$82,977	\$74,100	\$71,424	\$0	\$0	\$0	\$262,168
Future Earnings (Lost Wages)	\$1,487,425	\$262,430	\$191,147	\$87,273	\$38,885	\$13,424	\$11,901	\$2,092,485
Public Services	\$2,541	\$33,554	\$32,335	\$13,982	\$709,009	\$169,933	\$36,695	\$998,050
Property Damage and Loss	\$1,558	\$6,723	\$7,782	\$40,887	\$1,466,276	\$1,098,227	\$836,735	\$3,458,188
Subtotal (Monetary Costs)	\$1,525,191	\$385,662	\$305,406	\$213,552	\$2,214,171	\$1,281,585	\$885,331	\$6,810,897
Quality of Life	\$2,636,417	\$8,289,020	\$1,200,439	\$440,102	\$0	\$173,955	\$48,113	\$12,788,047
Total (Comprehensive Costs)	\$4,161,609	\$8,674,692	\$1,505,826	\$653,652	\$2,214,171	\$1,455,540	\$933,443	\$19,598,932

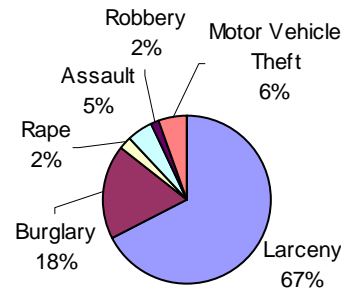
Traffic Crash Casualties



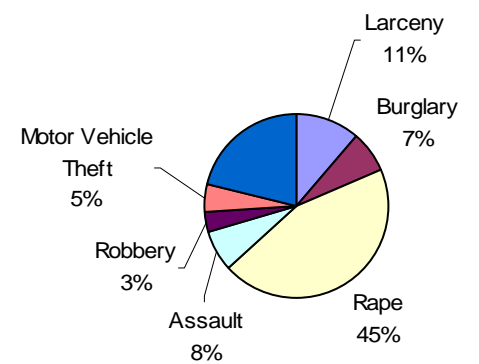
Traffic Crash Costs



Index Crimes



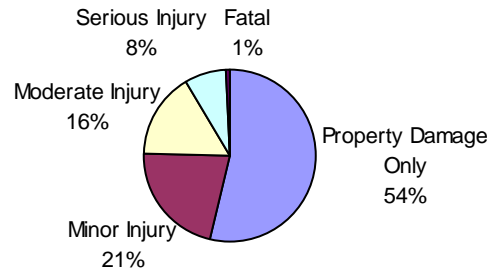
Index Crime Costs



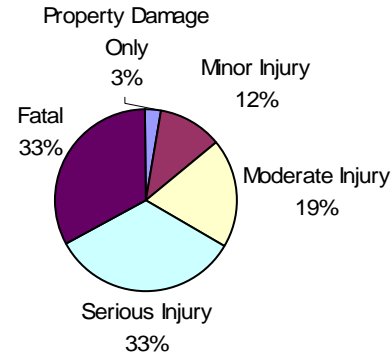
Eaton County 2004 Alcohol-Involved Crashes

Traffic Crash Casualty Severity	Traffic Crash Casualties	Traffic Crash Costs
Property Damage Only	95	\$362,544
Minor Injury	38	\$1,545,200
Moderate Injury	29	\$2,517,644
Serious Injury	14	\$4,424,715
Fatal	1	\$4,378,799
Total	177	\$13,228,902
Average cost of traffic crash	\$74,740	

Traffic Crash Casualties



Traffic Crash Costs



Costs of Alcohol-Involved Traffic Crashes in Eaton County (2004 Dollars)						
	Fatal	Serious Injury	Moderate Injury	Minor Injury	Property Damage Only	Total
Medical Care	\$28,926	\$561,889	\$317,979	\$215,697	\$24,355	\$1,148,846
Future Earnings (Lost Wages)	\$1,511,242	\$1,499,743	\$667,725	\$437,270	\$99,779	\$4,215,760
Public Services	\$895	\$3,728	\$4,089	\$4,085	\$3,093	\$15,888
Property Damage and Loss	\$11,033	\$105,011	\$138,455	\$169,154	\$151,405	\$575,058
Subtotal (Monetary Costs)	\$1,552,095	\$2,170,371	\$1,128,247	\$826,206	\$278,632	\$5,955,551
Quality of Life	\$2,826,704	\$2,254,344	\$1,389,397	\$718,993	\$83,912	\$7,273,351
Total (Comprehensive Costs)	\$4,378,799	\$4,424,715	\$2,517,644	\$1,545,200	\$362,544	\$13,228,902

Emmet County 2004

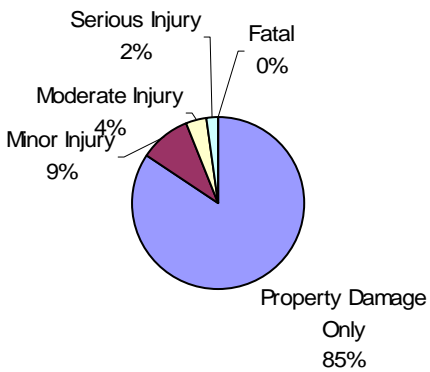
Traffic Crash Casualty Severity	Traffic Crash Casualties	Traffic Crash Costs
Property Damage Only	2147	\$6,277,645
Minor Injury	241	\$9,807,555
Moderate Injury	98	\$5,876,586
Serious Injury	54	\$11,440,027
Fatal	2	\$8,352,886
Total	2542	\$41,754,699
Average cost of traffic crash casualty		\$16,426

Index Crime Category	Number of Index Crimes	Index Crime Costs
Larceny	498	\$699,212
Burglary	143	\$482,929
Rape	23	\$3,912,116
Assault	28	\$369,852
Robbery	8	\$145,256
Motor Vehicle Theft	20	\$142,510
Murder	0	\$0
Total	720	\$5,751,875
Average cost of index crime		\$7,989

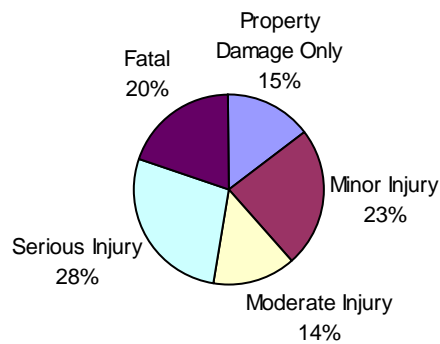
	Fatal	Serious Injury	Moderate Injury	Minor Injury	Property Damage Only	Total
Medical Care	\$57,851	\$1,315,746	\$675,806	\$1,241,153	\$352,752	\$3,643,308
Future Earnings (Lost Wages)	\$2,886,982	\$3,417,751	\$1,645,197	\$2,963,874	\$1,178,185	\$12,091,990
Public Services	\$1,789	\$10,260	\$12,077	\$25,432	\$69,896	\$119,454
Property Damage and Loss	\$22,066	\$323,235	\$447,077	\$1,073,160	\$3,421,743	\$5,287,282
Subtotal (Monetary Costs)	\$2,968,688	\$5,066,992	\$2,780,157	\$5,303,619	\$5,022,576	\$21,142,033
Quality of Life	\$5,384,197	\$6,373,036	\$3,096,428	\$4,503,936	\$1,255,069	\$20,612,666
Total (Comprehensive Costs)	\$8,352,886	\$11,440,027	\$5,876,586	\$9,807,555	\$6,277,645	\$41,754,699

	Murder	Rape	Assault	Robbery	Larceny	Burglary	Motor Vehicle Theft	Total
Medical Care	\$0	\$37,421	\$18,200	\$15,872	\$0	\$0	\$0	\$71,493
Future Earnings (Lost Wages)	\$0	\$118,351	\$46,948	\$19,394	\$12,280	\$4,454	\$1,817	\$203,244
Public Services	\$0	\$15,132	\$7,942	\$3,107	\$223,898	\$56,382	\$5,602	\$312,063
Property Damage and Loss	\$0	\$3,032	\$1,911	\$9,086	\$463,035	\$364,377	\$127,746	\$969,186
Subtotal (Monetary Costs)	\$0	\$173,926	\$75,012	\$47,456	\$699,212	\$425,213	\$135,165	\$1,555,983
Quality of Life	\$0	\$3,738,185	\$294,845	\$97,801	\$0	\$57,716	\$7,345	\$4,195,892
Total (Comprehensive Costs)	\$0	\$3,912,116	\$369,852	\$145,256	\$699,212	\$482,929	\$142,510	\$5,751,875

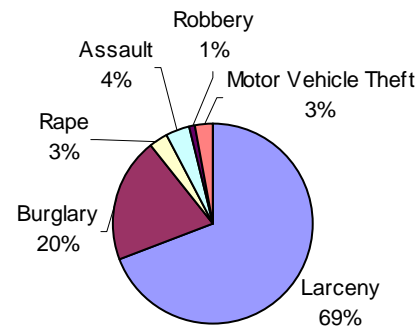
Traffic Crash Casualties



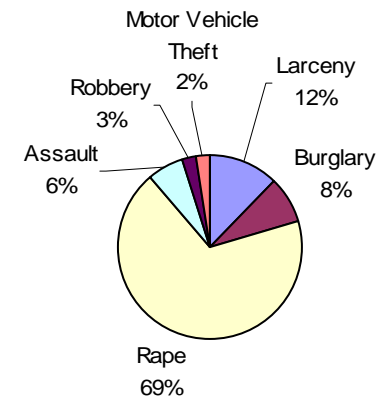
Traffic Crash Costs



Index Crimes



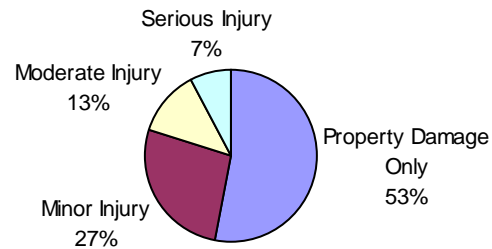
Index Crime Costs



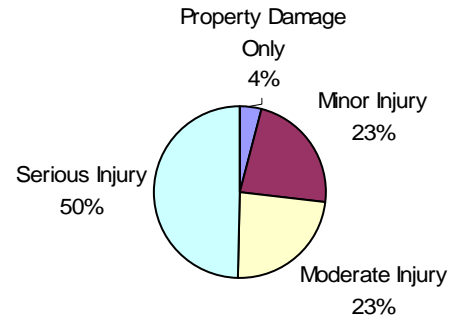
Emmet County 2004 Alcohol-Involved Crashes

Traffic Crash Casualty Severity	Traffic Crash Casualties	Traffic Crash Costs
Property Damage Only	50	\$190,813
Minor Injury	25	\$1,016,579
Moderate Injury	12	\$1,041,784
Serious Injury	7	\$2,212,357
Fatal	0	\$0
Total	94	\$4,461,533
Average cost of traffic crash	\$47,463	

Traffic Crash Casualties



Traffic Crash Costs



Costs of Alcohol-Involved Traffic Crashes in Emmet County (2004 Dollars)						
	Fatal	Serious Injury	Moderate Injury	Minor Injury	Property Damage Only	Total
Medical Care	\$0	\$280,945	\$131,577	\$141,906	\$12,819	\$567,247
Future Earnings (Lost Wages)	\$0	\$749,871	\$276,300	\$287,678	\$52,516	\$1,366,365
Public Services	\$0	\$1,864	\$1,692	\$2,687	\$1,628	\$7,871
Property Damage and Loss	\$0	\$52,506	\$57,292	\$111,286	\$79,687	\$300,770
Subtotal (Monetary Costs)	\$0	\$1,085,186	\$466,861	\$543,557	\$146,648	\$2,242,251
Quality of Life	\$0	\$1,127,172	\$574,923	\$473,022	\$44,164	\$2,219,281
Total (Comprehensive Costs)	\$0	\$2,212,357	\$1,041,784	\$1,016,579	\$190,813	\$4,461,533

Genesee County 2004

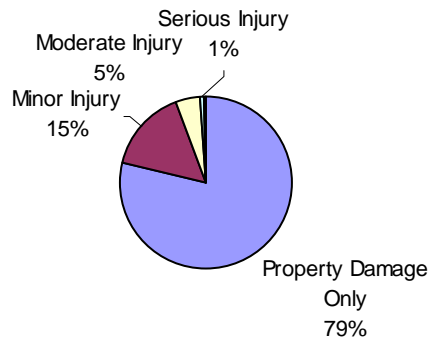
Traffic Crash Casualty Severity	Traffic Crash Casualties	Traffic Crash Costs
Property Damage Only	18910	\$55,291,227
Minor Injury	3657	\$148,822,524
Moderate Injury	1114	\$66,801,190
Serious Injury	239	\$50,632,714
Fatal	50	\$208,822,150
Total	23970	\$530,369,805
Average cost of traffic crash casualty	\$22,126	

Index Crime Category	Number of Index Crimes	Index Crime Costs
Larceny	166	\$233,071
Burglary	34	\$114,822
Rape	0	\$0
Assault	6	\$79,254
Robbery	1	\$18,157
Motor Vehicle Theft	6	\$42,753
Murder	0	\$0
Total	213	\$488,057
Average cost of index crime	\$2,291	

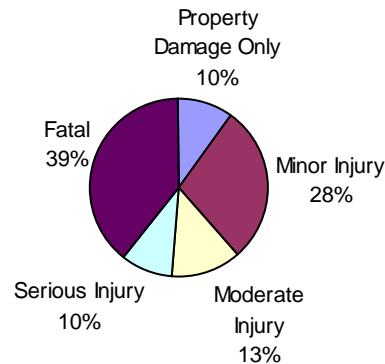
	Fatal	Serious Injury	Moderate Injury	Minor Injury	Property Damage Only	Total
Medical Care	\$1,446,275	\$5,823,394	\$7,682,121	\$18,833,591	\$3,106,914	\$36,892,295
Future Earnings (Lost Wages)	\$72,174,562	\$15,126,713	\$18,701,524	\$44,974,634	\$10,377,029	\$161,354,462
Public Services	\$44,730	\$45,411	\$137,285	\$385,911	\$615,615	\$1,228,952
Property Damage and Loss	\$551,650	\$1,430,612	\$5,082,084	\$16,284,431	\$30,137,480	\$53,486,257
Subtotal (Monetary Costs)	\$74,217,200	\$22,426,130	\$31,603,014	\$80,478,567	\$44,237,038	\$252,961,949
Quality of Life	\$134,604,935	\$28,206,584	\$35,198,176	\$68,343,957	\$11,054,190	\$277,407,842
Total (Comprehensive Costs)	\$208,822,150	\$50,632,714	\$66,801,190	\$148,822,524	\$55,291,227	\$530,369,805

	Murder	Rape	Assault	Robbery	Larceny	Burglary	Motor Vehicle Theft	Total
Medical Care	\$0	\$0	\$3,900	\$1,984	\$0	\$0	\$0	\$5,884
Future Earnings (Lost Wages)	\$0	\$0	\$10,060	\$2,424	\$4,093	\$1,059	\$545	\$18,182
Public Services	\$0	\$0	\$1,702	\$388	\$74,633	\$13,405	\$1,681	\$91,809
Property Damage and Loss	\$0	\$0	\$410	\$1,136	\$154,345	\$86,635	\$38,324	\$280,849
Subtotal (Monetary Costs)	\$0	\$0	\$16,074	\$5,932	\$233,071	\$101,099	\$40,549	\$396,726
Quality of Life	\$0	\$0	\$63,181	\$12,225	\$0	\$13,723	\$2,204	\$91,332
Total (Comprehensive Cost)	\$0	\$0	\$79,254	\$18,157	\$233,071	\$114,822	\$42,753	\$488,057

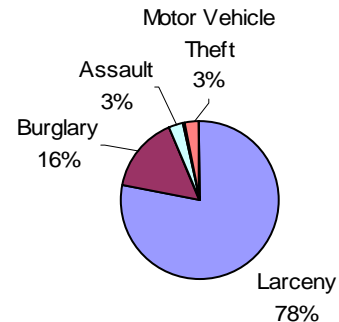
Traffic Crash Casualties



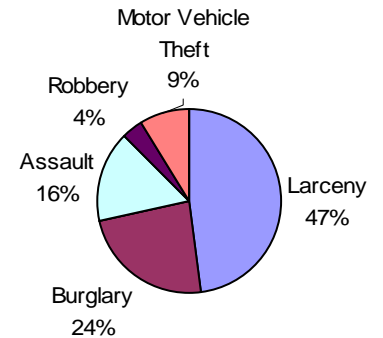
Traffic Crash Costs



Index Crimes



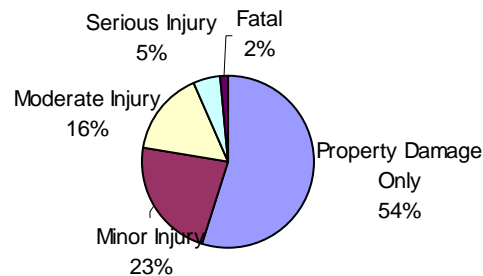
Index Crime Costs



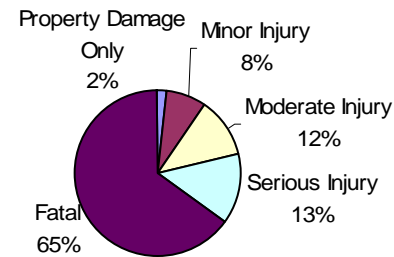
Genesee County 2004 Alcohol-Involved Crashes

Traffic Crash Casualty Severity	Traffic Crash Casualties	Traffic Crash Costs
Property Damage Only	578	\$2,205,797
Minor Injury	238	\$9,677,829
Moderate Injury	165	\$14,324,527
Serious Injury	51	\$16,118,604
Fatal	18	\$78,818,382
Total	1050	\$121,145,139
Average cost of traffic crash	\$115,376	

Traffic Crash Casualties



Traffic Crash Costs



Costs of Alcohol-Involved Traffic Crashes in Genesee County (2004 Dollars)						
	Fatal	Serious Injury	Moderate Injury	Minor Injury	Property Damage Only	Total
Medical Care	\$520,659	\$2,046,882	\$1,809,188	\$1,350,947	\$148,182	\$5,875,859
Future Earnings (Lost Wages)	\$27,202,362	\$5,463,349	\$3,799,126	\$2,738,690	\$607,079	\$39,810,606
Public Services	\$16,103	\$13,579	\$23,263	\$25,583	\$18,817	\$97,344
Property Damage and Loss	\$198,594	\$382,542	\$787,758	\$1,059,439	\$921,177	\$3,349,511
Subtotal (Monetary Costs)	\$27,937,710	\$7,906,352	\$6,419,335	\$5,174,660	\$1,695,255	\$49,133,312
Quality of Life	\$50,880,665	\$8,212,252	\$7,905,192	\$4,503,169	\$510,541	\$72,011,820
Total (Comprehensive Costs)	\$78,818,382	\$16,118,604	\$14,324,527	\$9,677,829	\$2,205,797	\$121,145,139

Gladwin County 2004

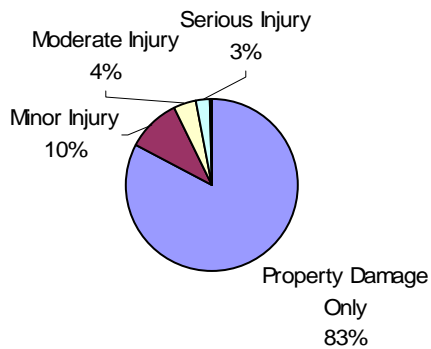
Traffic Crash Casualty Severity	Traffic Crash Casualties	Traffic Crash Costs
Property Damage Only	842	\$2,461,936
Minor Injury	104	\$4,232,306
Moderate Injury	43	\$2,578,502
Serious Injury	26	\$5,508,161
Fatal	4	\$16,705,772
Total	1019	\$31,486,677
Average cost of traffic crash casualty		\$30,900

Index Crime Category	Number of Index Crimes	Index Crime Costs
Larceny	226	\$317,313
Burglary	134	\$452,535
Rape	16	\$2,721,472
Assault	42	\$554,778
Robbery	1	\$18,157
Motor Vehicle Theft	25	\$178,138
Murder	0	\$0
Total	444	\$4,242,392
Average cost of index crime		\$9,555

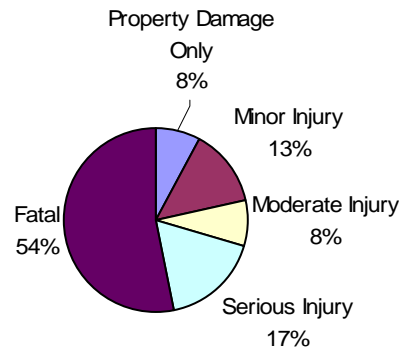
	Fatal	Serious Injury	Moderate Injury	Minor Injury	Property Damage Only	Total
Medical Care	\$115,702	\$633,507	\$296,527	\$535,601	\$138,341	\$1,719,678
Future Earnings (Lost Wages)	\$5,773,965	\$1,645,584	\$721,872	\$1,279,016	\$462,055	\$9,882,492
Public Services	\$3,578	\$4,940	\$5,299	\$10,975	\$27,411	\$52,204
Property Damage and Loss	\$44,132	\$155,631	\$196,167	\$463,107	\$1,341,923	\$2,200,959
Subtotal (Monetary Costs)	\$5,937,376	\$2,439,663	\$1,219,865	\$2,288,699	\$1,969,730	\$13,855,332
Quality of Life	\$10,768,395	\$3,068,499	\$1,358,637	\$1,943,607	\$492,207	\$17,631,344
Total (Comprehensive Costs)	\$16,705,772	\$5,508,161	\$2,578,502	\$4,232,306	\$2,461,936	\$31,486,677

	Murder	Rape	Assault	Robbery	Larceny	Burglary	Motor Vehicle Theft	Total
Medical Care	\$0	\$26,032	\$27,300	\$1,984	\$0	\$0	\$0	\$55,316
Future Earnings (Lost Wages)	\$0	\$82,331	\$70,423	\$2,424	\$5,573	\$4,174	\$2,271	\$167,195
Public Services	\$0	\$10,527	\$11,913	\$388	\$101,608	\$52,833	\$7,003	\$184,272
Property Damage and Loss	\$0	\$2,109	\$2,867	\$1,136	\$210,132	\$341,444	\$159,682	\$717,370
Subtotal (Monetary Costs)	\$0	\$120,992	\$112,518	\$5,932	\$317,313	\$398,451	\$168,956	\$1,124,162
Quality of Life	\$0	\$2,600,477	\$442,267	\$12,225	\$0	\$54,084	\$9,182	\$3,118,234
Total (Comprehensive Cost)	\$0	\$2,721,472	\$554,778	\$18,157	\$317,313	\$452,535	\$178,138	\$4,242,392

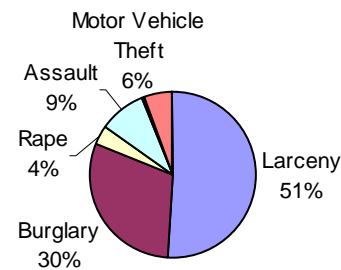
Traffic Crash Casualties



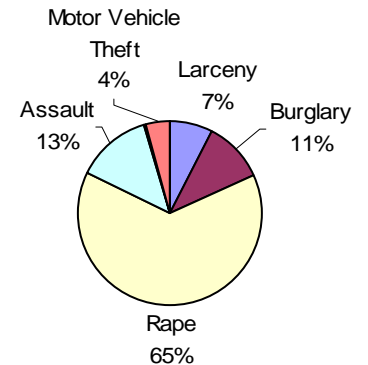
Traffic Crash Costs



Index Crimes



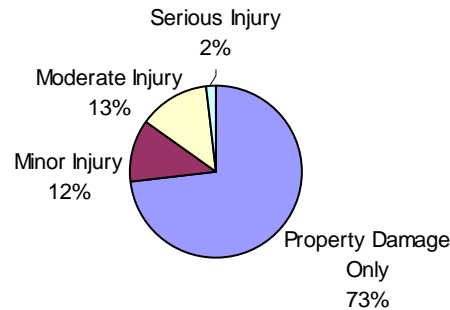
Index Crime Costs



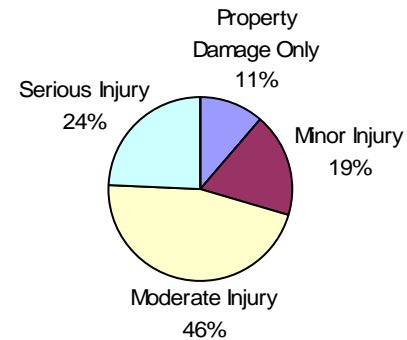
Gladwin County 2004 Alcohol-Involved Crashes

Traffic Crash Casualty Severity	Traffic Crash Casualties	Traffic Crash Costs
Property Damage Only	38	\$145,018
Minor Injury	6	\$243,979
Moderate Injury	7	\$607,707
Serious Injury	1	\$316,051
Fatal	0	\$0
Total	52	\$1,312,755
Average cost of traffic crash	\$25,245	

Traffic Crash Casualties



Traffic Crash Costs



Costs of Alcohol-Involved Traffic Crashes in Gladwin County (2004 Dollars)						
	Fatal	Serious Injury	Moderate Injury	Minor Injury	Property Damage Only	Total
Medical Care	\$0	\$40,135	\$76,753	\$34,057	\$9,742	\$160,688
Future Earnings (Lost Wages)	\$0	\$107,124	\$161,175	\$69,043	\$39,912	\$377,254
Public Services	\$0	\$266	\$987	\$645	\$1,237	\$3,135
Property Damage and Loss	\$0	\$7,501	\$33,420	\$26,709	\$60,562	\$128,191
Subtotal (Monetary Costs)	\$0	\$155,027	\$272,335	\$130,454	\$111,453	\$669,268
Quality of Life	\$0	\$161,025	\$335,372	\$113,525	\$33,565	\$643,487
Total (Comprehensive Costs)	\$0	\$316,051	\$607,707	\$243,979	\$145,018	\$1,312,755

Gogebic County 2004

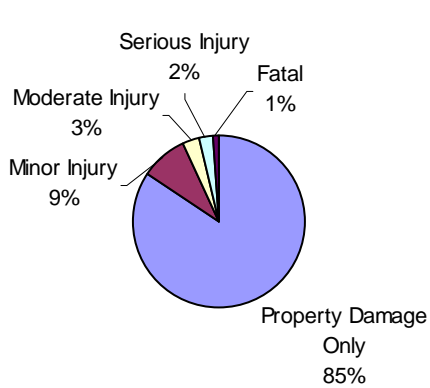
Traffic Crash Casualty Severity	Traffic Crash Casualties	Traffic Crash Costs
Property Damage Only	517	\$1,511,664
Minor Injury	52	\$2,116,153
Moderate Injury	21	\$1,259,268
Serious Injury	15	\$3,177,785
Fatal	7	\$29,235,101
Total	612	\$37,299,972
Average cost of traffic crash casualty	\$60,948	

Index Crime Category	Number of Index Crimes	Index Crime Costs
Larceny	70	\$98,283
Burglary	30	\$101,314
Rape	7	\$1,190,644
Assault	14	\$184,926
Robbery	0	\$0
Motor Vehicle Theft	5	\$35,628
Murder	0	\$0
Total	126	\$1,610,794
Average cost of index crime	\$12,784	

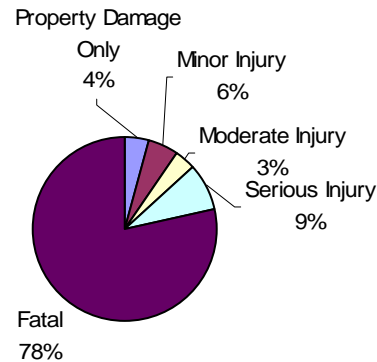
	Fatal	Serious Injury	Moderate Injury	Minor Injury	Property Damage Only	Total
Medical Care	\$202,479	\$365,485	\$144,816	\$267,801	\$84,943	\$1,065,523
Future Earnings (Lost Wages)	\$10,104,439	\$949,375	\$352,542	\$639,508	\$283,708	\$12,329,573
Public Services	\$6,262	\$2,850	\$2,588	\$5,487	\$16,831	\$34,018
Property Damage and Loss	\$77,231	\$89,787	\$95,802	\$231,553	\$823,960	\$1,318,334
Subtotal (Monetary Costs)	\$10,390,408	\$1,407,498	\$595,748	\$1,144,349	\$1,209,442	\$14,747,445
Quality of Life	\$18,844,691	\$1,770,288	\$663,520	\$971,804	\$302,222	\$22,552,524
Total (Comprehensive Costs)	\$29,235,101	\$3,177,785	\$1,259,268	\$2,116,153	\$1,511,664	\$37,299,972

	Murder	Rape	Assault	Robbery	Larceny	Burglary	Motor Vehicle Theft	Total
Medical Care	\$0	\$11,389	\$9,100	\$0	\$0	\$0	\$0	\$20,489
Future Earnings (Lost Wages)	\$0	\$36,020	\$23,474	\$0	\$1,726	\$934	\$454	\$62,609
Public Services	\$0	\$4,605	\$3,971	\$0	\$31,472	\$11,828	\$1,401	\$53,277
Property Damage and Loss	\$0	\$923	\$956	\$0	\$65,085	\$76,443	\$31,936	\$175,343
Subtotal (Monetary Costs)	\$0	\$52,934	\$37,506	\$0	\$98,283	\$89,205	\$33,791	\$311,719
Quality of Life	\$0	\$1,137,709	\$147,422	\$0	\$0	\$12,108	\$1,836	\$1,299,076
Total (Comprehensive Cost)	\$0	\$1,190,644	\$184,926	\$0	\$98,283	\$101,314	\$35,628	\$1,610,794

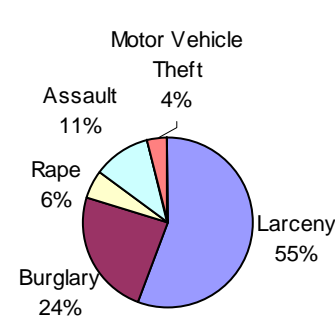
Traffic Crash Casualties



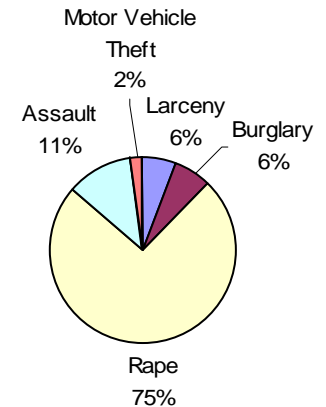
Traffic Crash Costs



Index Crimes



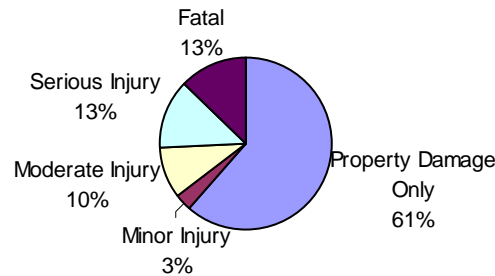
Index Crime Costs



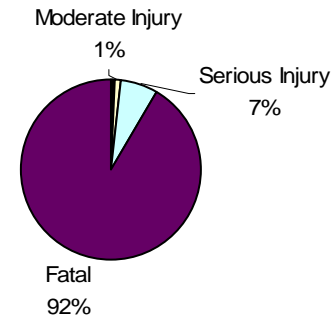
Gogebic County 2004 Alcohol-Involved Crashes

Traffic Crash Casualty Severity	Traffic Crash Casualties	Traffic Crash Costs
Property Damage Only	19	\$72,509
Minor Injury	1	\$40,663
Moderate Injury	3	\$260,446
Serious Injury	4	\$1,264,204
Fatal	4	\$17,515,196
Total	31	\$19,153,018
Average cost of traffic crash	\$617,839	

Traffic Crash Casualties



Traffic Crash Costs



Costs of Alcohol-Involved Traffic Crashes in Gogebic County (2004 Dollars)

	Fatal	Serious Injury	Moderate Injury	Minor Injury	Property Damage Only	Total
Medical Care	\$115,702	\$160,540	\$32,894	\$5,676	\$4,871	\$319,683
Future Earnings (Lost Wages)	\$6,044,969	\$428,498	\$69,075	\$11,507	\$19,956	\$6,574,005
Public Services	\$3,578	\$1,065	\$423	\$107	\$619	\$5,792
Property Damage and Loss	\$44,132	\$30,003	\$14,323	\$4,451	\$30,281	\$123,191
Subtotal (Monetary Costs)	\$6,208,380	\$620,106	\$116,715	\$21,742	\$55,726	\$7,022,670
Quality of Life	\$11,306,815	\$644,098	\$143,731	\$18,921	\$16,782	\$12,130,347
Total (Comprehensive Costs)	\$17,515,196	\$1,264,204	\$260,446	\$40,663	\$72,509	\$19,153,018

Grand Traverse County 2004

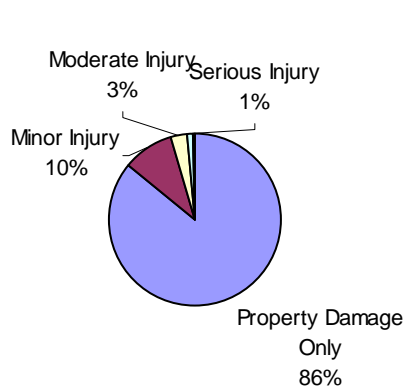
Traffic Crash Casualty Severity	Traffic Crash Casualties	Traffic Crash Costs
Property Damage Only	5469	\$15,990,890
Minor Injury	623	\$25,353,140
Moderate Injury	197	\$11,813,137
Serious Injury	76	\$16,100,779
Fatal	13	\$54,293,759
Total	6378	\$123,551,705
Average cost of traffic crash casualty		\$19,372

Index Crime Category	Number of Index Crimes	Index Crime Costs
Larceny	1300	\$1,825,252
Burglary	305	\$1,030,023
Rape	69	\$11,736,348
Assault	115	\$1,519,035
Robbery	6	\$108,942
Motor Vehicle Theft	68	\$484,535
Murder	0	\$0
Total	1863	\$16,704,135
Average cost of index crime		\$8,966

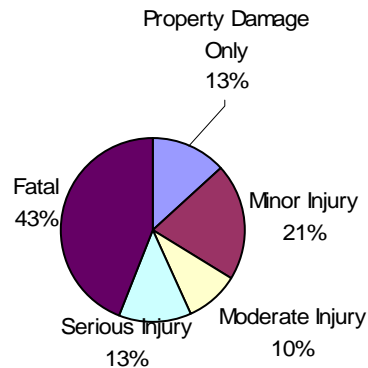
	Fatal	Serious Injury	Moderate Injury	Minor Injury	Property Damage Only	Total
Medical Care	\$376,032	\$1,851,791	\$1,358,508	\$3,208,457	\$898,557	\$7,693,344
Future Earnings (Lost Wages)	\$18,765,386	\$4,810,168	\$3,307,181	\$7,661,799	\$3,001,162	\$37,545,696
Public Services	\$11,630	\$14,440	\$24,278	\$65,743	\$178,043	\$294,134
Property Damage and Loss	\$143,429	\$454,923	\$898,717	\$2,774,187	\$8,716,123	\$12,987,378
Subtotal (Monetary Costs)	\$19,296,472	\$7,131,322	\$5,588,684	\$13,710,185	\$12,793,885	\$58,520,547
Quality of Life	\$34,997,283	\$8,969,458	\$6,224,453	\$11,642,955	\$3,197,005	\$65,031,153
Total (Comprehensive Costs)	\$54,293,759	\$16,100,779	\$11,813,137	\$25,353,140	\$15,990,890	\$123,551,705

	Murder	Rape	Assault	Robbery	Larceny	Burglary	Motor Vehicle Theft	Total
Medical Care	\$0	\$112,263	\$74,750	\$11,904	\$0	\$0	\$0	\$198,917
Future Earnings (Lost Wages)	\$0	\$355,053	\$192,824	\$14,545	\$32,055	\$9,500	\$6,177	\$610,154
Public Services	\$0	\$45,396	\$32,619	\$2,330	\$584,472	\$120,255	\$19,048	\$804,120
Property Damage and Loss	\$0	\$9,095	\$7,850	\$6,815	\$1,208,725	\$777,168	\$434,336	\$2,443,988
Subtotal (Monetary Costs)	\$0	\$521,778	\$308,085	\$35,592	\$1,825,252	\$906,922	\$459,561	\$4,057,189
Quality of Life	\$0	\$11,214,556	\$1,210,969	\$73,350	\$0	\$123,101	\$24,974	\$12,646,951
Total (Comprehensive Cost)	\$0	\$11,736,348	\$1,519,035	\$108,942	\$1,825,252	\$1,030,023	\$484,535	\$16,704,135

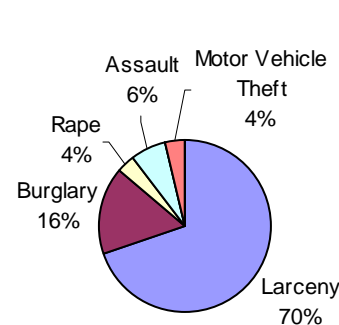
Traffic Crash Casualties



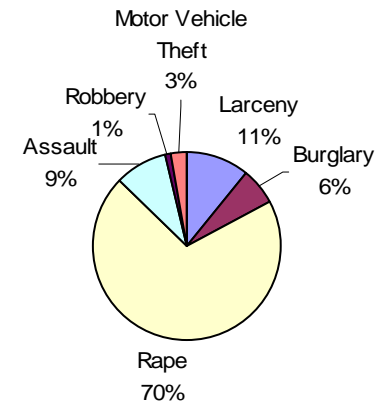
Traffic Crash Costs



Index Crimes



Index Crime Costs

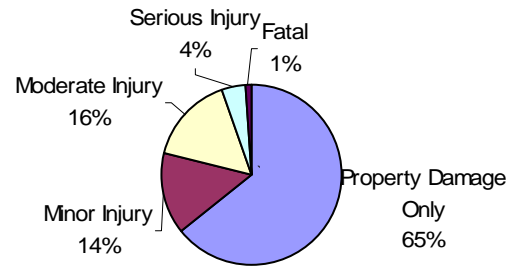


Grand Traverse County 2004

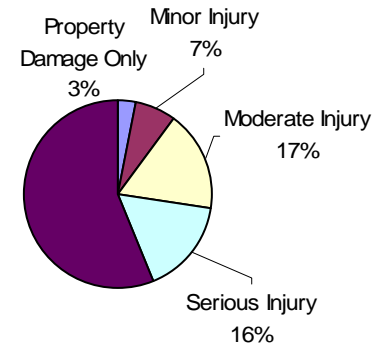
Alcohol-Involved Crashes

Traffic Crash Casualty Severity	Traffic Crash Casualties	Traffic Crash Costs
Property Damage Only	125	\$477,032
Minor Injury	28	\$1,138,568
Moderate Injury	31	\$2,691,275
Serious Injury	8	\$2,528,408
Fatal	2	\$8,757,598
Total	194	\$15,592,882
Average cost of traffic crash	\$80,376	

Traffic Crash Casualties



Traffic Crash Costs



Costs of Alcohol-Involved Traffic Crashes in Grand Traverse County (2004 Dollars)						
	Fatal	Serious Injury	Moderate Injury	Minor Injury	Property Damage Only	Total
Medical Care	\$57,851	\$321,080	\$339,908	\$158,935	\$32,046	\$909,820
Future Earnings (Lost Wages)	\$3,022,485	\$856,996	\$713,775	\$322,199	\$131,289	\$5,046,743
Public Services	\$1,789	\$2,130	\$4,371	\$3,010	\$4,069	\$15,369
Property Damage and Loss	\$22,066	\$60,007	\$148,003	\$124,640	\$199,217	\$553,932
Subtotal (Monetary Costs)	\$3,104,190	\$1,240,212	\$1,206,057	\$608,783	\$366,621	\$6,525,863
Quality of Life	\$5,653,407	\$1,288,196	\$1,485,218	\$529,785	\$110,411	\$9,067,017
Total (Comprehensive Costs)	\$8,757,598	\$2,528,408	\$2,691,275	\$1,138,568	\$477,032	\$15,592,882

Gratiot County 2004

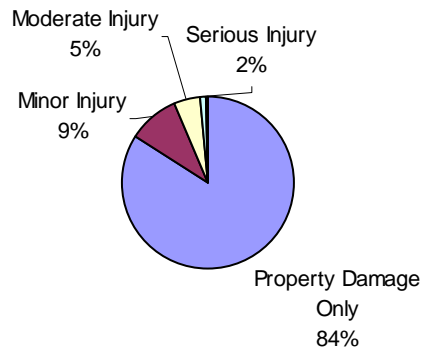
Traffic Crash Casualty Severity	Traffic Crash Casualties	Traffic Crash Costs
Property Damage Only	2035	\$5,950,166
Minor Injury	227	\$9,237,821
Moderate Injury	113	\$6,776,063
Serious Injury	39	\$8,262,242
Fatal	4	\$16,705,772
Total	2418	\$46,932,065
Average cost of traffic crash casualty	\$19,409	

Index Crime Category	Number of Index Crimes	Index Crime Costs
Larceny	456	\$640,242
Burglary	123	\$415,386
Rape	38	\$6,463,496
Assault	36	\$475,524
Robbery	3	\$54,471
Motor Vehicle Theft	26	\$185,264
Murder	1	\$4,161,609
Total	683	\$12,395,991
Average cost of index crime	\$18,149	

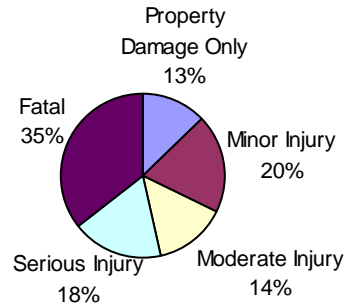
Costs of Traffic Crashes in Gratiot County (2004 Dollars)						
	Fatal	Serious Injury	Moderate Injury	Minor Injury	Property Damage Only	Total
Medical Care	\$115,702	\$950,261	\$779,246	\$1,169,053	\$334,351	\$3,348,612
Future Earnings (Lost Wages)	\$5,773,965	\$2,468,376	\$1,897,013	\$2,791,699	\$1,116,724	\$14,047,776
Public Services	\$3,578	\$7,410	\$13,926	\$23,955	\$66,249	\$115,118
Property Damage and Loss	\$44,132	\$233,447	\$515,508	\$1,010,819	\$3,243,245	\$5,047,151
Subtotal (Monetary Costs)	\$5,937,376	\$3,659,494	\$3,205,692	\$4,995,525	\$4,760,570	\$22,558,656
Quality of Life	\$10,768,395	\$4,602,748	\$3,570,372	\$4,242,296	\$1,189,597	\$24,373,408
Total (Comprehensive Costs)	\$16,705,772	\$8,262,242	\$6,776,063	\$9,237,821	\$5,950,166	\$46,932,065

Costs of Index Crimes in Gratiot County (2004 Dollars)								
	Murder	Rape	Assault	Robbery	Larceny	Burglary	Motor Vehicle Theft	Total
Medical Care	\$33,667	\$61,826	\$23,400	\$5,952	\$0	\$0	\$0	\$124,845
Future Earnings (Lost Wages)	\$1,487,425	\$195,536	\$60,362	\$7,273	\$11,244	\$3,831	\$2,362	\$1,768,033
Public Services	\$2,541	\$25,001	\$10,211	\$1,165	\$205,015	\$48,496	\$7,283	\$299,712
Property Damage and Loss	\$1,558	\$5,009	\$2,457	\$3,407	\$423,983	\$313,415	\$166,070	\$915,900
Subtotal (Monetary Costs)	\$1,525,191	\$287,356	\$96,444	\$17,796	\$640,242	\$365,742	\$175,714	\$3,108,486
Quality of Life	\$2,636,417	\$6,176,132	\$379,086	\$36,675	\$0	\$49,644	\$9,549	\$9,287,504
Total (Comprehensive Cost)	\$4,161,609	\$6,463,496	\$475,524	\$54,471	\$640,242	\$415,386	\$185,264	\$12,395,991

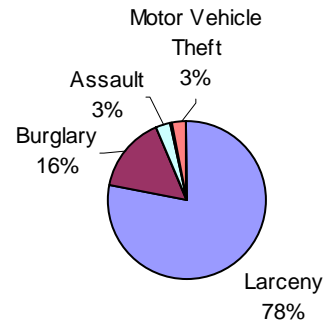
Traffic Crash Casualties



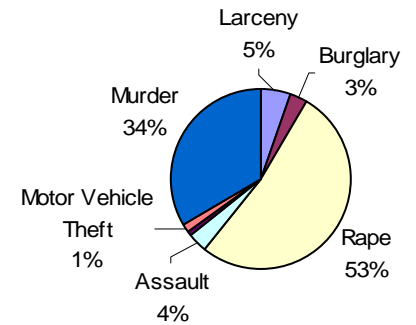
Traffic Crash Costs



Index Crimes



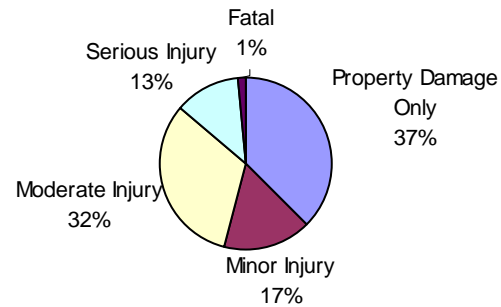
Index Crime Costs



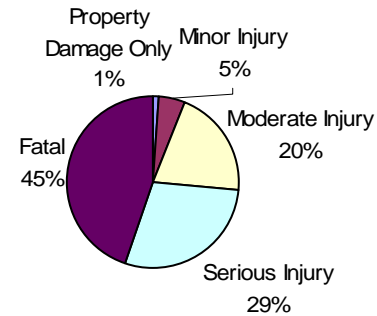
Gratiot County 2004 Alcohol-Involved Crashes

Traffic Crash Casualty Severity	Traffic Crash Casualties	Traffic Crash Costs
Property Damage Only	27	\$103,039
Minor Injury	12	\$487,958
Moderate Injury	23	\$1,996,752
Serious Injury	9	\$2,844,459
Fatal	1	\$4,378,799
Total	72	\$9,811,007
Average cost of traffic crash	\$136,264	

Traffic Crash Casualties



Traffic Crash Costs



Costs of Alcohol-Involved Traffic Crashes in Gratiot County (2004 Dollars)						
	Fatal	Serious Injury	Moderate Injury	Minor Injury	Property Damage Only	Total
Medical Care	\$28,926	\$361,215	\$252,190	\$68,115	\$6,922	\$717,367
Future Earnings (Lost Wages)	\$1,511,242	\$964,120	\$529,575	\$138,085	\$28,358	\$3,171,381
Public Services	\$895	\$2,396	\$3,243	\$1,290	\$879	\$8,702
Property Damage and Loss	\$11,033	\$67,507	\$109,809	\$53,417	\$43,031	\$284,797
Subtotal (Monetary Costs)	\$1,552,095	\$1,395,239	\$894,816	\$260,907	\$79,190	\$4,182,247
Quality of Life	\$2,826,704	\$1,449,221	\$1,101,936	\$227,051	\$23,849	\$5,628,760
Total (Comprehensive Costs)	\$4,378,799	\$2,844,459	\$1,996,752	\$487,958	\$103,039	\$9,811,007

Hillsdale County 2004

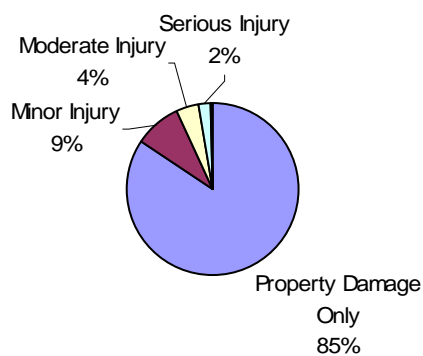
Traffic Crash Casualty Severity	Traffic Crash Casualties	Traffic Crash Costs
Property Damage Only	2262	\$6,613,895
Minor Injury	227	\$9,237,821
Moderate Injury	115	\$6,895,994
Serious Injury	65	\$13,770,403
Fatal	8	\$33,411,544
Total	2677	\$69,929,658
Average cost of traffic crash casualty		\$26,122

Index Crime Category	Number of Index Crimes	Index Crime Costs
Larceny	683	\$958,959
Burglary	309	\$1,043,531
Rape	32	\$5,442,944
Assault	62	\$818,958
Robbery	11	\$199,727
Motor Vehicle Theft	54	\$384,778
Murder	0	\$0
Total	1151	\$8,848,897
Average cost of index crime		\$7,688

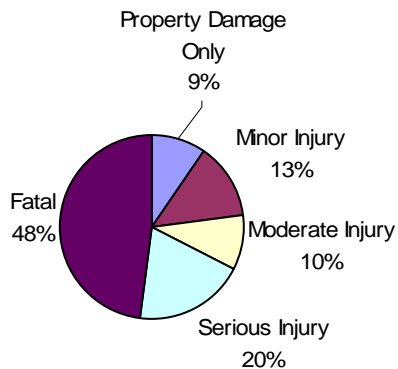
	Fatal	Serious Injury	Moderate Injury	Minor Injury	Property Damage Only	Total
Medical Care	\$231,404	\$1,583,768	\$793,038	\$1,169,053	\$371,647	\$4,148,909
Future Earnings (Lost Wages)	\$11,547,930	\$4,113,960	\$1,930,588	\$2,791,699	\$1,241,292	\$21,625,469
Public Services	\$7,157	\$12,350	\$14,172	\$23,955	\$73,639	\$131,273
Property Damage and Loss	\$88,264	\$389,079	\$524,632	\$1,010,819	\$3,605,023	\$5,617,816
Subtotal (Monetary Costs)	\$11,874,752	\$6,099,157	\$3,262,430	\$4,995,525	\$5,291,601	\$31,523,465
Quality of Life	\$21,536,790	\$7,671,247	\$3,633,564	\$4,242,296	\$1,322,294	\$38,406,191
Total (Comprehensive Costs)	\$33,411,544	\$13,770,403	\$6,895,994	\$9,237,821	\$6,613,895	\$69,929,658

	Murder	Rape	Assault	Robbery	Larceny	Burglary	Motor Vehicle Theft	Total
Medical Care	\$0	\$52,064	\$40,300	\$21,824	\$0	\$0	\$0	\$114,188
Future Earnings (Lost Wages)	\$0	\$164,662	\$103,957	\$26,667	\$16,841	\$9,624	\$4,906	\$326,657
Public Services	\$0	\$21,053	\$17,586	\$4,272	\$307,073	\$121,832	\$15,126	\$486,942
Property Damage and Loss	\$0	\$4,218	\$4,232	\$12,493	\$635,045	\$787,360	\$344,914	\$1,788,263
Subtotal (Monetary Costs)	\$0	\$241,984	\$166,098	\$65,252	\$958,959	\$918,816	\$364,945	\$2,716,054
Quality of Life	\$0	\$5,200,953	\$652,870	\$134,476	\$0	\$124,715	\$19,833	\$6,132,847
Total (Comprehensive Cost)	\$0	\$5,442,944	\$818,958	\$199,727	\$958,959	\$1,043,531	\$384,778	\$8,848,897

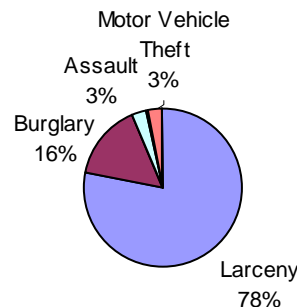
Traffic Crash Casualties



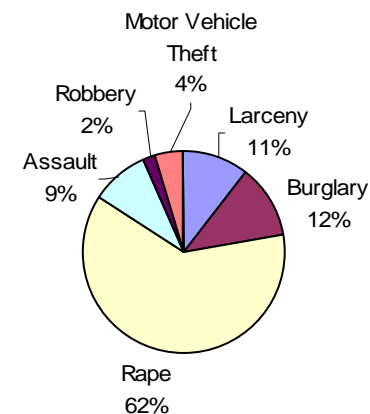
Traffic Crash Costs



Index Crimes



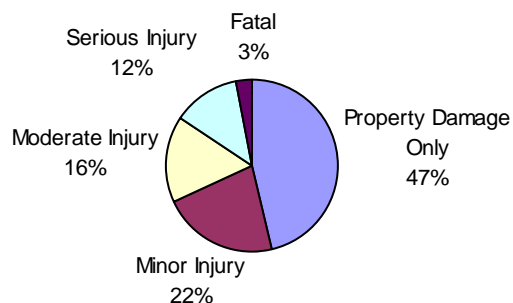
Index Crime Costs



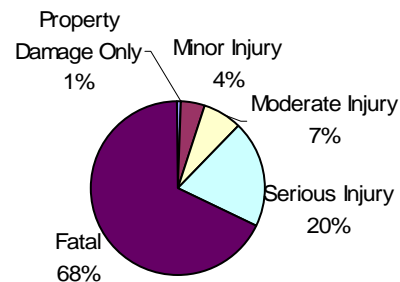
Hillsdale County 2004 Alcohol-Involved Crashes

Traffic Crash Casualty Severity	Traffic Crash Casualties	Traffic Crash Costs
Property Damage Only	45	\$171,732
Minor Injury	21	\$853,926
Moderate Injury	16	\$1,389,045
Serious Injury	12	\$3,792,613
Fatal	3	\$13,136,397
Total	97	\$19,343,712
Average cost of traffic crash		\$199,420

Traffic Crash Casualties



Traffic Crash Costs



Costs of Alcohol-Involved Traffic Crashes in Hillsdale County (2004 Dollars)

	Fatal	Serious Injury	Moderate Injury	Minor Injury	Property Damage Only	Total
Medical Care	\$86,777	\$481,619	\$175,436	\$119,201	\$11,537	\$874,570
Future Earnings (Lost Wages)	\$4,533,727	\$1,285,494	\$368,400	\$241,649	\$47,264	\$6,476,534
Public Services	\$2,684	\$3,195	\$2,256	\$2,257	\$1,465	\$11,857
Property Damage and Loss	\$33,099	\$90,010	\$76,389	\$93,480	\$71,718	\$364,695
Subtotal (Monetary Costs)	\$4,656,285	\$1,860,318	\$622,481	\$456,588	\$131,984	\$7,727,655
Quality of Life	\$8,480,111	\$1,932,295	\$766,564	\$397,338	\$39,748	\$11,616,056
Total (Comprehensive Costs)	\$13,136,397	\$3,792,613	\$1,389,045	\$853,926	\$171,732	\$19,343,712

Houghton County 2004

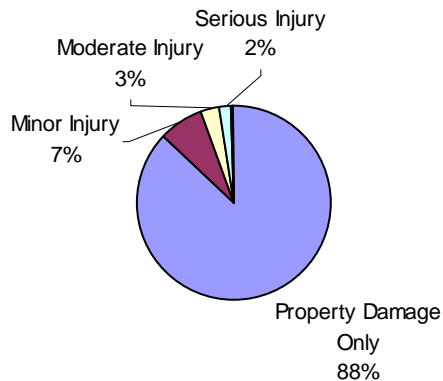
Traffic Crash Casualty Severity	Traffic Crash Casualties	Traffic Crash Costs
Property Damage Only	1689	\$4,938,492
Minor Injury	145	\$5,900,811
Moderate Injury	59	\$3,537,945
Serious Injury	38	\$8,050,390
Fatal	5	\$20,882,215
Total	1936	\$43,309,852
Average cost of traffic crash casualty	\$22,371	

Index Crime Category	Number of Index Crimes	Index Crime Costs
Larceny	434	\$609,353
Burglary	81	\$273,547
Rape	19	\$3,231,748
Assault	3	\$39,627
Robbery	2	\$36,314
Motor Vehicle Theft	27	\$192,389
Murder	0	\$0
Total	566	\$4,382,978
Average cost of index crime	\$7,744	

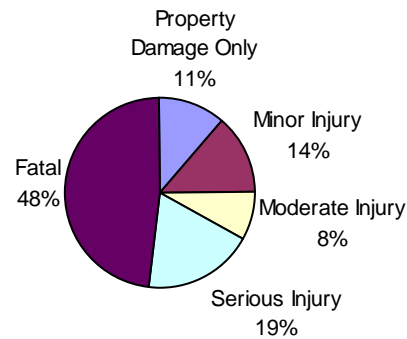
	Fatal	Serious Injury	Moderate Injury	Minor Injury	Property Damage Only	Total
Medical Care	\$144,628	\$925,895	\$406,863	\$746,752	\$277,503	\$2,501,640
Future Earnings (Lost Wages)	\$7,217,456	\$2,405,084	\$990,476	\$1,783,244	\$926,854	\$13,323,113
Public Services	\$4,473	\$7,220	\$7,271	\$15,301	\$54,985	\$89,251
Property Damage and Loss	\$55,165	\$227,461	\$269,159	\$645,677	\$2,691,814	\$3,889,277
Subtotal (Monetary Costs)	\$7,421,720	\$3,565,661	\$1,673,768	\$3,190,974	\$3,951,156	\$19,803,279
Quality of Life	\$13,460,493	\$4,484,729	\$1,864,176	\$2,709,837	\$987,336	\$23,506,572
Total (Comprehensive Costs)	\$20,882,215	\$8,050,390	\$3,537,945	\$5,900,811	\$4,938,492	\$43,309,852

	Murder	Rape	Assault	Robbery	Larceny	Burglary	Motor Vehicle Theft	Total
Medical Care	\$0	\$30,913	\$1,950	\$3,968	\$0	\$0	\$0	\$36,831
Future Earnings (Lost Wages)	\$0	\$97,768	\$5,030	\$4,848	\$10,701	\$2,523	\$2,453	\$123,324
Public Services	\$0	\$12,500	\$851	\$777	\$195,124	\$31,936	\$7,563	\$248,751
Property Damage and Loss	\$0	\$2,505	\$205	\$2,272	\$403,528	\$206,395	\$172,457	\$787,361
Subtotal (Monetary Costs)	\$0	\$143,678	\$8,037	\$11,864	\$609,353	\$240,855	\$182,473	\$1,196,260
Quality of Life	\$0	\$3,088,066	\$31,591	\$24,450	\$0	\$32,692	\$9,916	\$3,186,715
Total (Comprehensive Cost)	\$0	\$3,231,748	\$39,627	\$36,314	\$609,353	\$273,547	\$192,389	\$4,382,978

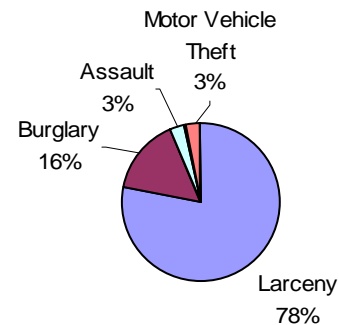
Traffic Crash Casualties



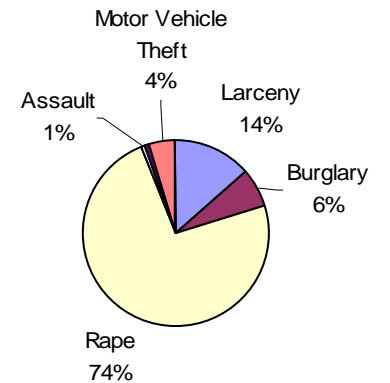
Traffic Crash Costs



Index Crimes



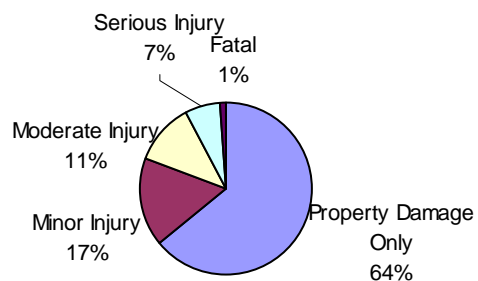
Index Crime Costs



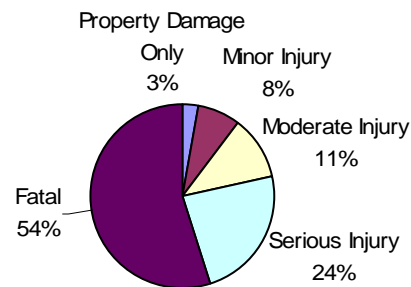
Houghton County 2004 Alcohol-Involved Crashes

Traffic Crash Casualty Severity	Traffic Crash Casualties	Traffic Crash Costs
Property Damage Only	57	\$217,527
Minor Injury	15	\$609,947
Moderate Injury	10	\$868,153
Serious Injury	6	\$1,896,306
Fatal	1	\$4,378,799
Total	89	\$7,970,732
Average cost of traffic crash	\$89,559	

Traffic Crash Casualties



Traffic Crash Costs



Costs of Alcohol-Involved Traffic Crashes in Houghton County (2004 Dollars)

	Fatal	Serious Injury	Moderate Injury	Minor Injury	Property Damage Only	Total
Medical Care	\$28,926	\$240,810	\$109,648	\$85,144	\$14,613	\$479,140
Future Earnings (Lost Wages)	\$1,511,242	\$642,747	\$230,250	\$172,607	\$59,868	\$2,616,714
Public Services	\$895	\$1,598	\$1,410	\$1,612	\$1,856	\$7,370
Property Damage and Loss	\$11,033	\$45,005	\$47,743	\$66,771	\$90,843	\$261,395
Subtotal (Monetary Costs)	\$1,552,095	\$930,159	\$389,051	\$326,134	\$167,179	\$3,364,618
Quality of Life	\$2,826,704	\$966,147	\$479,103	\$283,813	\$50,347	\$4,606,114
Total (Comprehensive Costs)	\$4,378,799	\$1,896,306	\$868,153	\$609,947	\$217,527	\$7,970,732

Huron County 2004

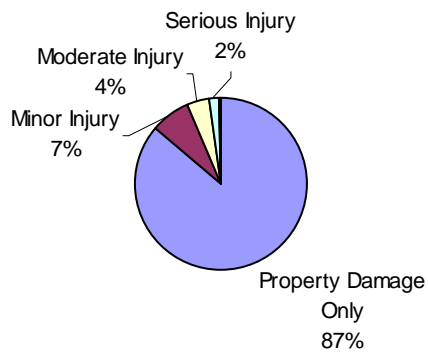
Traffic Crash Casualty Severity	Traffic Crash Casualties	Traffic Crash Costs
Property Damage Only	2011	\$5,879,993
Minor Injury	171	\$6,958,887
Moderate Injury	100	\$5,996,516
Serious Injury	46	\$9,745,209
Fatal	5	\$20,882,215
Total	2333	\$49,462,820
Average cost of traffic crash casualty		\$21,201

Index Crime Category	Number of Index Crimes	Index Crime Costs
Larceny	479	\$672,535
Burglary	123	\$415,386
Rape	18	\$3,061,656
Assault	24	\$317,016
Robbery	0	\$0
Motor Vehicle Theft	15	\$106,883
Murder	0	\$0
Total	659	\$4,573,476
Average cost of index crime		\$6,940

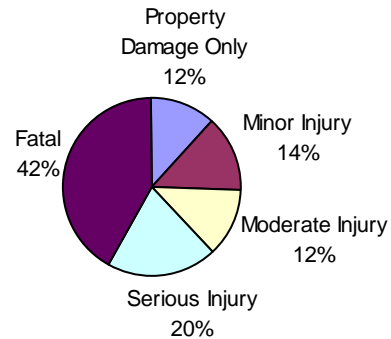
Costs of Traffic Crashes in Huron County (2004 Dollars)						
	Fatal	Serious Injury	Moderate Injury	Minor Injury	Property Damage Only	Total
Medical Care	\$144,628	\$1,120,821	\$689,598	\$880,652	\$330,407	\$3,166,105
Future Earnings (Lost Wages)	\$7,217,456	\$2,911,418	\$1,678,772	\$2,102,998	\$1,103,554	\$15,014,198
Public Services	\$4,473	\$8,740	\$12,324	\$18,045	\$65,468	\$109,050
Property Damage and Loss	\$55,165	\$275,348	\$456,201	\$761,454	\$3,204,996	\$4,753,164
Subtotal (Monetary Costs)	\$7,421,720	\$4,316,326	\$2,836,895	\$3,763,149	\$4,704,425	\$23,042,516
Quality of Life	\$13,460,493	\$5,428,882	\$3,195,621	\$3,195,739	\$1,175,567	\$26,420,303
Total (Comprehensive Costs)	\$20,882,215	\$9,745,209	\$5,996,516	\$6,958,887	\$5,879,993	\$49,462,820

Costs of Index Crimes in Huron County (2004 Dollars)								
	Murder	Rape	Assault	Robbery	Larceny	Burglary	Motor Vehicle Theft	Total
Medical Care	\$0	\$29,286	\$15,600	\$0	\$0	\$0	\$0	\$44,886
Future Earnings (Lost Wages)	\$0	\$92,622	\$40,241	\$0	\$11,811	\$3,831	\$1,363	\$149,869
Public Services	\$0	\$11,842	\$6,807	\$0	\$215,355	\$48,496	\$4,202	\$286,703
Property Damage and Loss	\$0	\$2,373	\$1,638	\$0	\$445,369	\$313,415	\$95,809	\$858,604
Subtotal (Monetary Costs)	\$0	\$136,116	\$64,296	\$0	\$672,535	\$365,742	\$101,374	\$1,340,063
Quality of Life	\$0	\$2,925,536	\$252,724	\$0	\$0	\$49,644	\$5,509	\$3,233,413
Total (Comprehensive Cost)	\$0	\$3,061,656	\$317,016	\$0	\$672,535	\$415,386	\$106,883	\$4,573,476

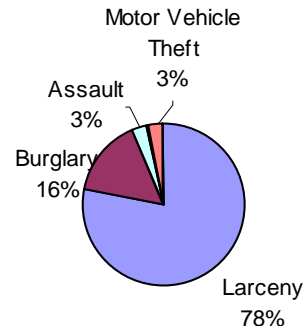
Traffic Crash Casualties



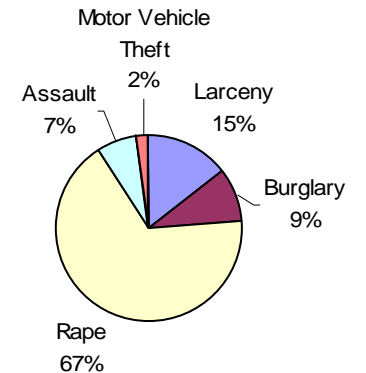
Traffic Crash Costs



Index Crimes



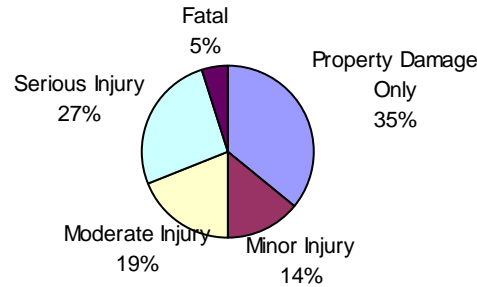
Index Crime Costs



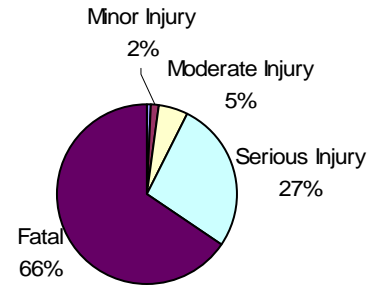
Huron County 2004 Alcohol-Involved Crashes

Traffic Crash Casualty Severity	Traffic Crash Casualties	Traffic Crash Costs
Property Damage Only	23	\$87,774
Minor Injury	9	\$365,968
Moderate Injury	12	\$1,041,784
Serious Injury	17	\$5,372,868
Fatal	3	\$13,136,397
Total	64	\$20,004,791
Average cost of traffic crash	\$312,575	

Traffic Crash Casualties



Traffic Crash Costs



Costs of Alcohol-Involved Traffic Crashes in Huron County (2004 Dollars)						
	Fatal	Serious Injury	Moderate Injury	Minor Injury	Property Damage Only	Total
Medical Care	\$86,777	\$682,294	\$131,577	\$51,086	\$5,897	\$957,631
Future Earnings (Lost Wages)	\$4,533,727	\$1,821,116	\$276,300	\$103,564	\$24,157	\$6,758,864
Public Services	\$2,684	\$4,526	\$1,692	\$967	\$749	\$10,618
Property Damage and Loss	\$33,099	\$127,514	\$57,292	\$40,063	\$36,656	\$294,623
Subtotal (Monetary Costs)	\$4,656,285	\$2,635,451	\$466,861	\$195,680	\$67,458	\$8,021,735
Quality of Life	\$8,480,111	\$2,737,417	\$574,923	\$170,288	\$20,316	\$11,983,055
Total (Comprehensive Costs)	\$13,136,397	\$5,372,868	\$1,041,784	\$365,968	\$87,774	\$20,004,791

Ingham County 2004

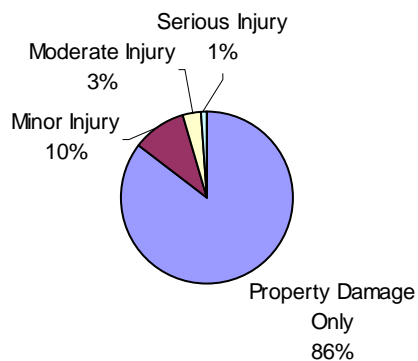
Traffic Crash Casualty Severity	Traffic Crash Casualties	Traffic Crash Costs
Property Damage Only	15886	\$46,449,309
Minor Injury	1893	\$77,036,105
Moderate Injury	615	\$36,878,574
Serious Injury	200	\$42,370,472
Fatal	24	\$100,234,632
Total	18618	\$302,969,093
Average cost of traffic crash casualty		\$16,273

Index Crime Category	Number of Index Crimes	Index Crime Costs
Larceny	6884	\$9,665,409
Burglary	2087	\$7,048,056
Rape	205	\$34,868,860
Assault	1070	\$14,133,630
Robbery	303	\$5,501,571
Motor Vehicle Theft	660	\$4,702,844
Murder	17	\$70,747,345
Total	11226	\$146,667,715
Average cost of index crime		\$13,065

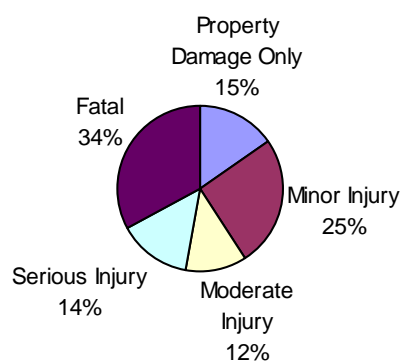
Costs of Traffic Crashes in Ingham County (2004 Dollars)						
	Fatal	Serious Injury	Moderate Injury	Minor Injury	Property Damage Only	Total
Medical Care	\$694,212	\$4,873,133	\$4,241,028	\$9,748,971	\$2,610,070	\$22,167,414
Future Earnings (Lost Wages)	\$34,643,790	\$12,658,337	\$10,324,450	\$23,280,553	\$8,717,582	\$89,624,713
Public Services	\$21,470	\$38,000	\$75,790	\$199,762	\$517,169	\$852,192
Property Damage and Loss	\$264,792	\$1,197,165	\$2,805,639	\$8,429,431	\$25,318,033	\$38,015,060
Subtotal (Monetary Costs)	\$35,624,256	\$18,766,636	\$17,446,906	\$41,658,717	\$37,162,855	\$150,659,370
Quality of Life	\$64,610,369	\$23,603,836	\$19,431,668	\$35,377,389	\$9,286,455	\$152,309,716
Total (Comprehensive Costs)	\$100,234,632	\$42,370,472	\$36,878,574	\$77,036,105	\$46,449,309	\$302,969,093

Costs of Index Crimes in Ingham County (2004 Dollars)								
	Murder	Rape	Assault	Robbery	Larceny	Burglary	Motor Vehicle Theft	Total
Medical Care	\$572,342	\$333,535	\$695,500	\$601,152	\$0	\$0	\$0	\$2,202,529
Future Earnings (Lost Wages)	\$25,286,219	\$1,054,866	\$1,794,100	\$734,547	\$169,744	\$65,003	\$59,957	\$29,164,437
Public Services	\$43,197	\$134,872	\$303,499	\$117,683	\$3,095,004	\$822,857	\$184,875	\$4,701,987
Property Damage and Loss	\$26,491	\$27,023	\$73,041	\$344,133	\$6,400,662	\$5,317,865	\$4,215,612	\$16,404,827
Subtotal (Monetary Costs)	\$25,928,249	\$1,550,210	\$2,866,530	\$1,797,396	\$9,665,409	\$6,205,724	\$4,460,445	\$52,473,963
Quality of Life	\$44,819,096	\$33,318,608	\$11,267,281	\$3,704,195	\$0	\$842,332	\$242,399	\$94,193,910
Total (Comprehensive Cost)	\$70,747,345	\$34,868,860	\$14,133,630	\$5,501,571	\$9,665,409	\$7,048,056	\$4,702,844	\$146,667,715

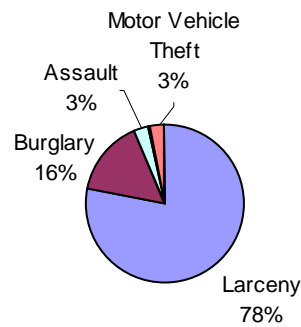
Traffic Crash Casualties



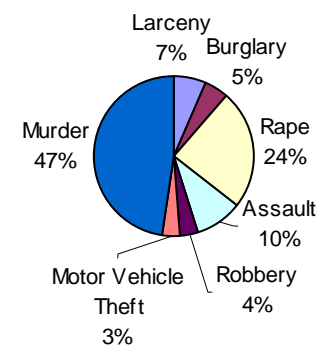
Traffic Crash Costs



Index Crimes



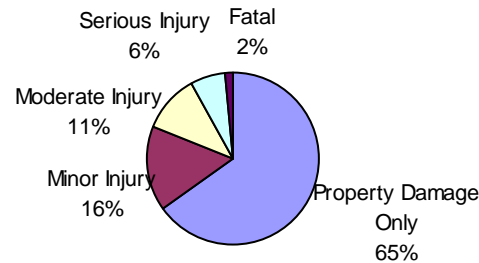
Index Crime Costs



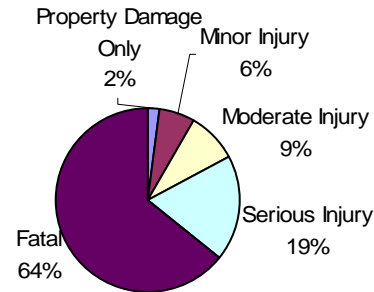
Ingham County 2004 Alcohol-Involved Crashes

Traffic Crash Casualty Severity	Traffic Crash Casualties	Traffic Crash Costs
Property Damage Only	368	\$1,404,383
Minor Injury	92	\$3,741,010
Moderate Injury	62	\$5,382,550
Serious Injury	36	\$11,377,838
Fatal	9	\$39,409,191
Total	567	\$61,314,971
Average cost of traffic crash	\$108,139	

Traffic Crash Casualties



Traffic Crash Costs



Costs of Alcohol-Involved Traffic Crashes in Ingham County (2004 Dollars)						
	Fatal	Serious Injury	Moderate Injury	Minor Injury	Property Damage Only	Total
Medical Care	\$260,330	\$1,444,858	\$679,816	\$522,215	\$94,344	\$3,001,563
Future Earnings (Lost Wages)	\$13,601,181	\$3,856,481	\$1,427,550	\$1,058,653	\$386,514	\$20,330,380
Public Services	\$8,051	\$9,585	\$8,741	\$9,889	\$11,980	\$48,247
Property Damage and Loss	\$99,297	\$270,030	\$296,006	\$409,531	\$586,494	\$1,661,357
Subtotal (Monetary Costs)	\$13,968,855	\$5,580,954	\$2,412,114	\$2,000,289	\$1,079,332	\$25,041,544
Quality of Life	\$25,440,333	\$5,796,884	\$2,970,436	\$1,740,721	\$325,050	\$36,273,424
Total (Comprehensive Costs)	\$39,409,191	\$11,377,838	\$5,382,550	\$3,741,010	\$1,404,383	\$61,314,971

Ionia County 2004

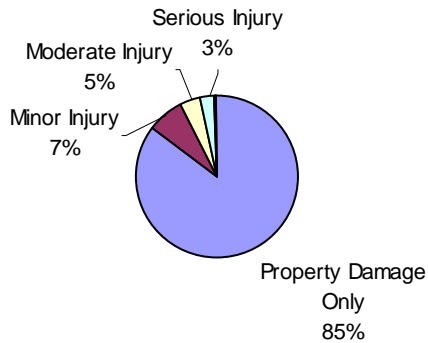
Traffic Crash Casualty Severity	Traffic Crash Casualties	Traffic Crash Costs
Property Damage Only	3237	\$9,464,712
Minor Injury	272	\$11,069,108
Moderate Injury	171	\$10,254,043
Serious Injury	109	\$23,091,907
Fatal	10	\$41,764,430
Total	3799	\$95,644,200
Average cost of traffic crash casualty		\$25,176

Index Crime Category	Number of Index Crimes	Index Crime Costs
Larceny	1015	\$1,425,100
Burglary	324	\$1,094,188
Rape	56	\$9,525,152
Assault	117	\$1,545,453
Robbery	8	\$145,256
Motor Vehicle Theft	70	\$498,786
Murder	1	\$4,161,609
Total	1591	\$18,395,544
Average cost of index crime		\$11,562

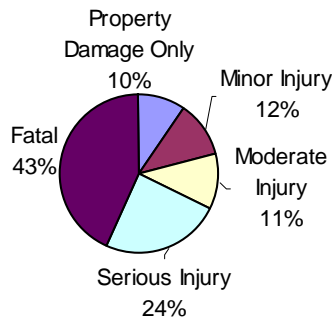
	Fatal	Serious Injury	Moderate Injury	Minor Injury	Property Damage Only	Total
Medical Care	\$289,255	\$2,655,858	\$1,179,213	\$1,400,803	\$531,839	\$6,056,967
Future Earnings (Lost Wages)	\$14,434,912	\$6,898,794	\$2,870,701	\$3,345,119	\$1,776,332	\$29,325,858
Public Services	\$8,946	\$20,710	\$21,073	\$28,703	\$105,381	\$184,813
Property Damage and Loss	\$110,330	\$652,455	\$780,104	\$1,211,202	\$5,158,912	\$7,913,003
Subtotal (Monetary Costs)	\$14,843,440	\$10,227,817	\$4,851,091	\$5,985,827	\$7,572,464	\$43,480,639
Quality of Life	\$26,920,987	\$12,864,091	\$5,402,952	\$5,083,280	\$1,892,248	\$52,163,558
Total (Comprehensive Costs)	\$41,764,430	\$23,091,907	\$10,254,043	\$11,069,108	\$9,464,712	\$95,644,200

	Murder	Rape	Assault	Robbery	Larceny	Burglary	Motor Vehicle Theft	Total
Medical Care	\$33,667	\$91,112	\$76,050	\$15,872	\$0	\$0	\$0	\$216,701
Future Earnings (Lost Wages)	\$1,487,425	\$288,159	\$196,177	\$19,394	\$25,028	\$10,092	\$6,359	\$2,032,633
Public Services	\$2,541	\$36,843	\$33,186	\$3,107	\$456,338	\$127,746	\$19,608	\$679,369
Property Damage and Loss	\$1,558	\$7,382	\$7,987	\$9,086	\$943,735	\$825,581	\$447,110	\$2,242,440
Subtotal (Monetary Costs)	\$1,525,191	\$423,472	\$313,443	\$47,456	\$1,425,100	\$963,419	\$473,077	\$5,171,159
Quality of Life	\$2,636,417	\$9,101,669	\$1,232,030	\$97,801	\$0	\$130,769	\$25,709	\$13,224,394
Total (Comprehensive Cost)	\$4,161,609	\$9,525,152	\$1,545,453	\$145,256	\$1,425,100	\$1,094,188	\$498,786	\$18,395,544

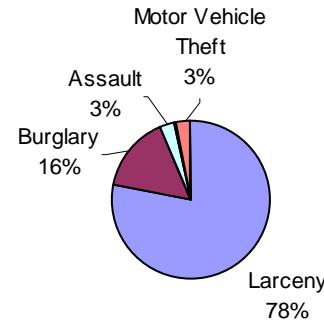
Traffic Crash Casualties



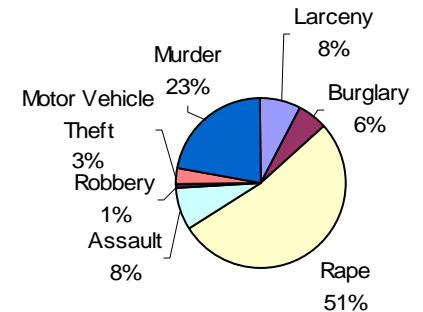
Traffic Crash Costs



Index Crimes



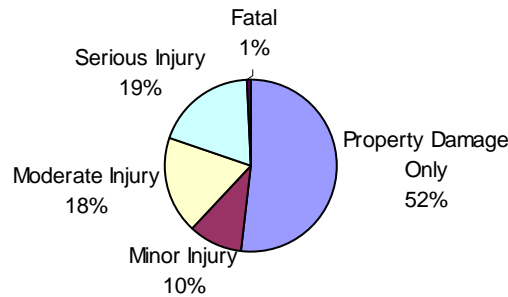
Index Crime Costs



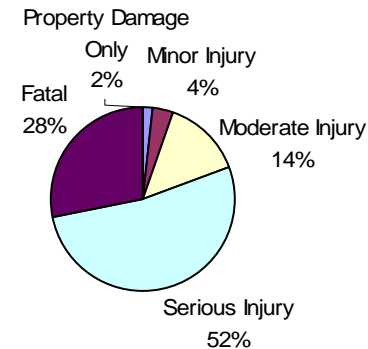
Ionia County 2004 Alcohol-Involved Crashes

Traffic Crash Casualty Severity	Traffic Crash Casualties	Traffic Crash Costs
Property Damage Only	71	\$270,954
Minor Injury	14	\$569,284
Moderate Injury	25	\$2,170,383
Serious Injury	26	\$8,217,327
Fatal	1	\$4,378,799
Total	137	\$15,606,748
Average cost of traffic crash	\$113,918	

Traffic Crash Casualties



Traffic Crash Costs



Costs of Alcohol-Involved Traffic Crashes in Ionia County (2004 Dollars)

	Fatal	Serious Injury	Moderate Injury	Minor Injury	Property Damage Only	Total
Medical Care	\$28,926	\$1,043,509	\$274,119	\$79,467	\$18,202	\$1,444,223
Future Earnings (Lost Wages)	\$1,511,242	\$2,785,237	\$575,625	\$161,099	\$74,572	\$5,107,776
Public Services	\$895	\$6,923	\$3,525	\$1,505	\$2,311	\$15,158
Property Damage and Loss	\$11,033	\$195,021	\$119,357	\$62,320	\$113,155	\$500,887
Subtotal (Monetary Costs)	\$1,552,095	\$4,030,689	\$972,627	\$304,392	\$208,241	\$7,068,043
Quality of Life	\$2,826,704	\$4,186,638	\$1,197,756	\$264,892	\$62,714	\$8,538,704
Total (Comprehensive Costs)	\$4,378,799	\$8,217,327	\$2,170,383	\$569,284	\$270,954	\$15,606,748

Iosco County 2004

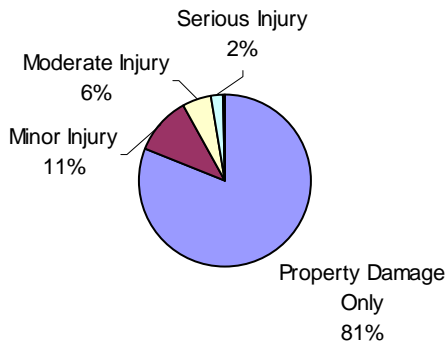
Traffic Crash Casualty Severity	Traffic Crash Casualties	Traffic Crash Costs
Property Damage Only	1085	\$3,172,447
Minor Injury	146	\$5,941,506
Moderate Injury	74	\$4,437,422
Serious Injury	29	\$6,143,718
Fatal	4	\$16,705,772
Total	1338	\$36,400,866
Average cost of traffic crash casualty		\$27,205

Index Crime Category	Number of Index Crimes	Index Crime Costs
Larceny	422	\$592,505
Burglary	252	\$851,035
Rape	13	\$2,211,196
Assault	35	\$462,315
Robbery	1	\$18,157
Motor Vehicle Theft	32	\$228,017
Murder	0	\$0
Total	755	\$4,363,224
Average cost of index crime		\$5,779

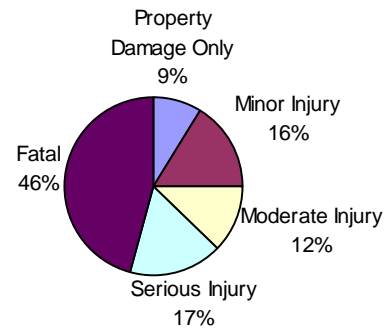
	Fatal	Serious Injury	Moderate Injury	Minor Injury	Property Damage Only	Total
Medical Care	\$115,702	\$706,604	\$510,303	\$751,902	\$178,266	\$2,262,776
Future Earnings (Lost Wages)	\$5,773,965	\$1,835,459	\$1,242,292	\$1,795,542	\$595,403	\$11,242,661
Public Services	\$3,578	\$5,510	\$9,119	\$15,407	\$35,322	\$68,937
Property Damage and Loss	\$44,132	\$173,589	\$337,589	\$650,130	\$1,729,200	\$2,934,640
Subtotal (Monetary Costs)	\$5,937,376	\$2,721,162	\$2,099,303	\$3,212,981	\$2,538,191	\$16,509,012
Quality of Life	\$10,768,395	\$3,422,556	\$2,338,119	\$2,728,525	\$634,257	\$19,891,853
Total (Comprehensive Costs)	\$16,705,772	\$6,143,718	\$4,437,422	\$5,941,506	\$3,172,447	\$36,400,866

	Murder	Rape	Assault	Robbery	Larceny	Burglary	Motor Vehicle Theft	Total
Medical Care	\$0	\$21,151	\$22,750	\$1,984	\$0	\$0	\$0	\$45,885
Future Earnings (Lost Wages)	\$0	\$66,894	\$58,686	\$2,424	\$10,406	\$7,849	\$2,907	\$149,165
Public Services	\$0	\$8,553	\$9,928	\$388	\$189,729	\$99,358	\$8,964	\$316,919
Property Damage and Loss	\$0	\$1,714	\$2,389	\$1,136	\$392,371	\$642,119	\$204,393	\$1,244,121
Subtotal (Monetary Costs)	\$0	\$98,306	\$93,765	\$5,932	\$592,505	\$749,326	\$216,264	\$1,756,097
Quality of Life	\$0	\$2,112,887	\$368,556	\$12,225	\$0	\$101,709	\$11,753	\$2,607,130
Total (Comprehensive Cost)	\$0	\$2,211,196	\$462,315	\$18,157	\$592,505	\$851,035	\$228,017	\$4,363,224

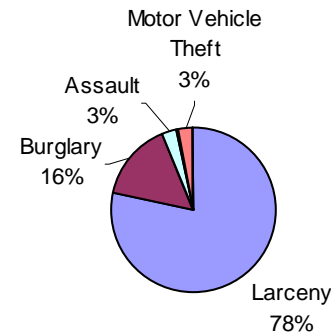
Traffic Crash Casualties



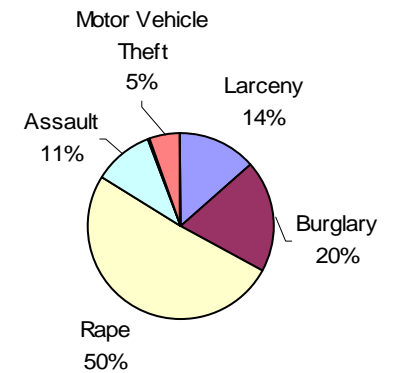
Traffic Crash Costs



Index Crimes



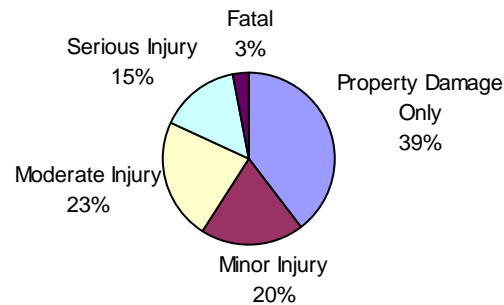
Index Crime Costs



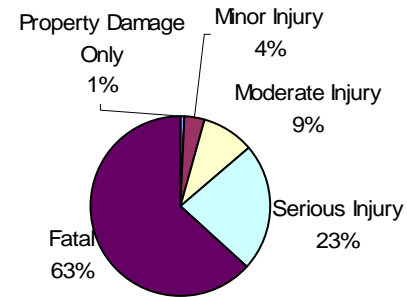
Iosco County 2004 Alcohol-Involved Crashes

Traffic Crash Casualty Severity	Traffic Crash Casualties	Traffic Crash Costs
Property Damage Only	26	\$99,223
Minor Injury	13	\$528,621
Moderate Injury	15	\$1,302,230
Serious Injury	10	\$3,160,511
Fatal	2	\$8,757,598
Total	66	\$13,848,182
Average cost of traffic crash		\$209,821

Traffic Crash Casualties



Traffic Crash Costs



Costs of Alcohol-Involved Traffic Crashes in Iosco County (2004 Dollars)

	Fatal	Serious Injury	Moderate Injury	Minor Injury	Property Damage Only	Total
Medical Care	\$57,851	\$401,349	\$164,472	\$73,791	\$6,666	\$704,129
Future Earnings (Lost Wages)	\$3,022,485	\$1,071,245	\$345,375	\$149,592	\$27,308	\$4,616,005
Public Services	\$1,789	\$2,663	\$2,115	\$1,397	\$846	\$8,810
Property Damage and Loss	\$22,066	\$75,008	\$71,614	\$57,869	\$41,437	\$267,994
Subtotal (Monetary Costs)	\$3,104,190	\$1,550,265	\$583,576	\$282,649	\$76,257	\$5,596,938
Quality of Life	\$5,653,407	\$1,610,246	\$718,654	\$245,971	\$22,966	\$8,251,244
Total (Comprehensive Costs)	\$8,757,598	\$3,160,511	\$1,302,230	\$528,621	\$99,223	\$13,848,182

Iron County 2004

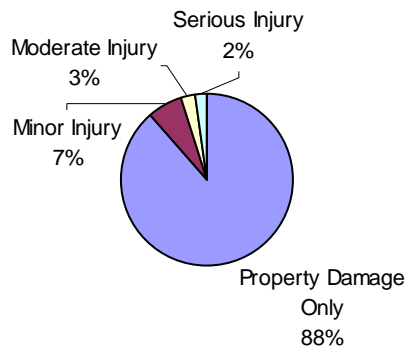
Traffic Crash Casualty Severity	Traffic Crash Casualties	Traffic Crash Costs
Property Damage Only	832	\$2,432,697
Minor Injury	61	\$2,482,410
Moderate Injury	24	\$1,439,164
Serious Injury	21	\$4,448,900
Fatal	0	\$0
Total	938	\$10,803,171
Average cost of traffic crash casualty		\$11,517

Index Crime Category	Number of Index Crimes	Index Crime Costs
Larceny	125	\$175,505
Burglary	59	\$199,250
Rape	4	\$680,368
Assault	20	\$264,180
Robbery	2	\$36,314
Motor Vehicle Theft	11	\$78,381
Murder	0	\$0
Total	221	\$1,433,998
Average cost of index crime		\$6,489

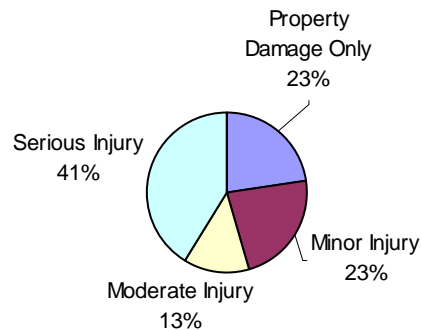
	Fatal	Serious Injury	Moderate Injury	Minor Injury	Property Damage Only	Total
Medical Care	\$0	\$511,679	\$165,504	\$314,151	\$136,698	\$1,128,031
Future Earnings (Lost Wages)	\$0	\$1,329,125	\$402,905	\$750,192	\$456,567	\$2,938,790
Public Services	\$0	\$3,990	\$2,958	\$6,437	\$27,086	\$40,471
Property Damage and Loss	\$0	\$125,702	\$109,488	\$271,630	\$1,325,985	\$1,832,806
Subtotal (Monetary Costs)	\$0	\$1,970,497	\$680,855	\$1,342,410	\$1,946,336	\$5,940,098
Quality of Life	\$0	\$2,478,403	\$758,309	\$1,140,000	\$486,361	\$4,863,073
Total (Comprehensive Costs)	\$0	\$4,448,900	\$1,439,164	\$2,482,410	\$2,432,697	\$10,803,171

	Murder	Rape	Assault	Robbery	Larceny	Burglary	Motor Vehicle Theft	Total
Medical Care	\$0	\$6,508	\$13,000	\$3,968	\$0	\$0	\$0	\$23,476
Future Earnings (Lost Wages)	\$0	\$20,583	\$33,535	\$4,848	\$3,082	\$1,838	\$999	\$64,885
Public Services	\$0	\$2,632	\$5,673	\$777	\$56,199	\$23,262	\$3,081	\$91,624
Property Damage and Loss	\$0	\$527	\$1,365	\$2,272	\$116,224	\$150,337	\$70,260	\$340,985
Subtotal (Monetary Costs)	\$0	\$30,248	\$53,580	\$11,864	\$175,505	\$175,437	\$74,341	\$520,975
Quality of Life	\$0	\$650,119	\$210,603	\$24,450	\$0	\$23,813	\$4,040	\$913,026
Total (Comprehensive Cost)	\$0	\$680,368	\$264,180	\$36,314	\$175,505	\$199,250	\$78,381	\$1,433,998

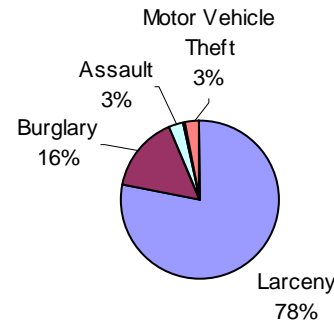
Traffic Crash Casualties



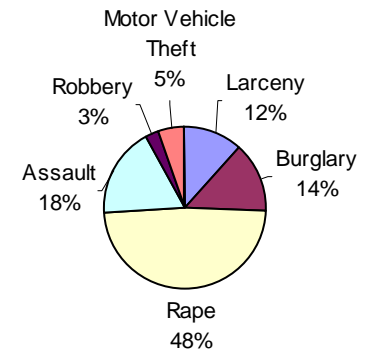
Traffic Crash Costs



Index Crimes



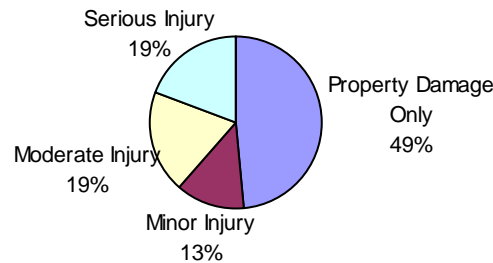
Index Crime Costs



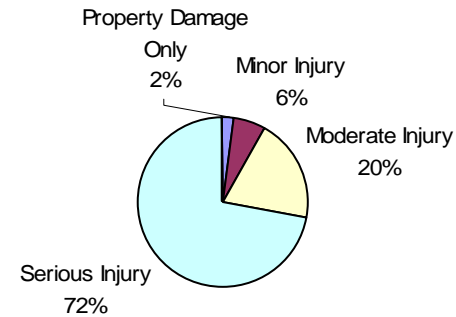
Iron County 2004 Alcohol-Involved Crashes

Traffic Crash Casualty Severity	Traffic Crash Casualties	Traffic Crash Costs
Property Damage Only	15	\$57,244
Minor Injury	4	\$162,653
Moderate Injury	6	\$520,892
Serious Injury	6	\$1,896,306
Fatal	0	\$0
Total	31	\$2,637,095
Average cost of traffic crash	\$85,068	

Traffic Crash Casualties



Traffic Crash Costs



Costs of Alcohol-Involved Traffic Crashes in Iron County (2004 Dollars)						
	Fatal	Serious Injury	Moderate Injury	Minor Injury	Property Damage Only	Total
Medical Care	\$0	\$240,810	\$65,789	\$22,705	\$3,846	\$333,149
Future Earnings (Lost Wages)	\$0	\$642,747	\$138,150	\$46,028	\$15,755	\$842,680
Public Services	\$0	\$1,598	\$846	\$430	\$488	\$3,362
Property Damage and Loss	\$0	\$45,005	\$28,646	\$17,806	\$23,906	\$115,362
Subtotal (Monetary Costs)	\$0	\$930,159	\$233,430	\$86,969	\$43,995	\$1,294,553
Quality of Life	\$0	\$966,147	\$287,462	\$75,684	\$13,249	\$1,342,542
Total (Comprehensive Costs)	\$0	\$1,896,306	\$520,892	\$162,653	\$57,244	\$2,637,095

Isabella County 2004

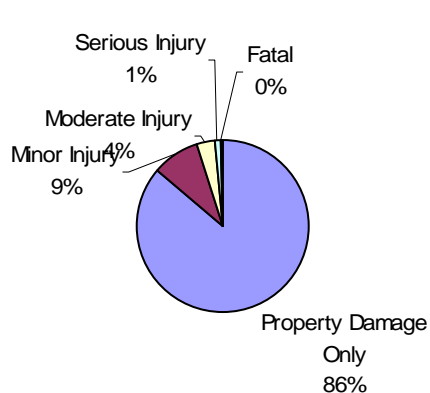
Traffic Crash Casualty Severity	Traffic Crash Casualties	Traffic Crash Costs
Property Damage Only	3974	\$11,619,637
Minor Injury	412	\$16,766,442
Moderate Injury	164	\$9,834,287
Serious Injury	60	\$12,711,142
Fatal	11	\$45,940,873
Total	4621	\$96,872,381
Average cost of traffic crash casualty		\$20,964

Index Crime Category	Number of Index Crimes	Index Crime Costs
Larceny	1153	\$1,618,858
Burglary	319	\$1,077,302
Rape	49	\$8,334,508
Assault	87	\$1,149,183
Robbery	23	\$417,611
Motor Vehicle Theft	83	\$591,418
Murder	1	\$4,161,609
Total	1715	\$17,350,489
Average cost of index crime		\$10,117

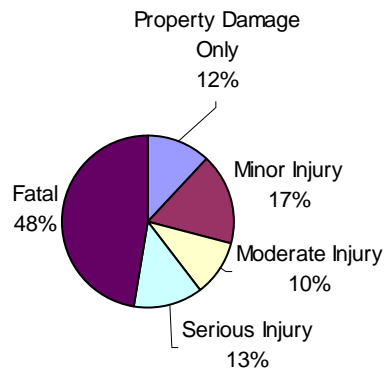
	Fatal	Serious Injury	Moderate Injury	Minor Injury	Property Damage Only	Total
Medical Care	\$318,181	\$1,461,940	\$1,130,941	\$2,121,805	\$652,928	\$5,685,794
Future Earnings (Lost Wages)	\$15,878,404	\$3,797,501	\$2,753,187	\$5,066,872	\$2,180,768	\$29,676,731
Public Services	\$9,841	\$11,400	\$20,211	\$43,477	\$129,374	\$214,302
Property Damage and Loss	\$121,363	\$359,150	\$748,170	\$1,834,615	\$6,333,493	\$9,396,790
Subtotal (Monetary Costs)	\$16,327,784	\$5,629,991	\$4,652,508	\$9,066,768	\$9,296,562	\$44,973,613
Quality of Life	\$29,613,086	\$7,081,151	\$5,181,778	\$7,699,675	\$2,323,075	\$51,898,764
Total (Comprehensive Costs)	\$45,940,873	\$12,711,142	\$9,834,287	\$16,766,442	\$11,619,637	\$96,872,381

	Murder	Rape	Assault	Robbery	Larceny	Burglary	Motor Vehicle Theft	Total
Medical Care	\$33,667	\$79,723	\$56,550	\$45,632	\$0	\$0	\$0	\$215,572
Future Earnings (Lost Wages)	\$1,487,425	\$252,139	\$145,875	\$55,758	\$28,430	\$9,936	\$7,540	\$1,987,103
Public Services	\$2,541	\$32,238	\$24,677	\$8,933	\$518,382	\$125,774	\$23,249	\$735,794
Property Damage and Loss	\$1,558	\$6,459	\$5,939	\$26,122	\$1,072,046	\$812,841	\$530,145	\$2,455,110
Subtotal (Monetary Costs)	\$1,525,191	\$370,538	\$233,073	\$136,436	\$1,618,858	\$948,551	\$560,935	\$5,393,582
Quality of Life	\$2,636,417	\$7,963,960	\$916,125	\$281,177	\$0	\$128,751	\$30,484	\$11,956,913
Total (Comprehensive Cost)	\$4,161,609	\$8,334,508	\$1,149,183	\$417,611	\$1,618,858	\$1,077,302	\$591,418	\$17,350,489

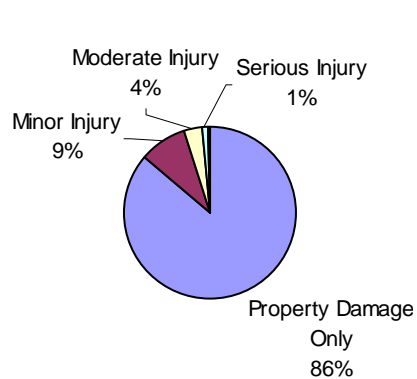
Traffic Crash Casualties



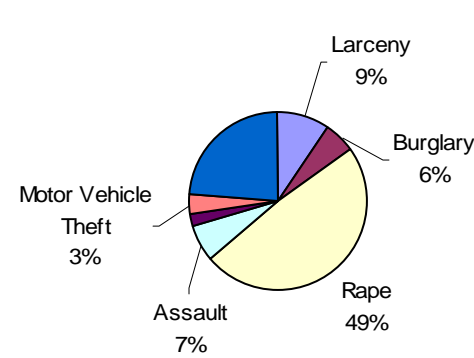
Traffic Crash Costs



Index Crimes



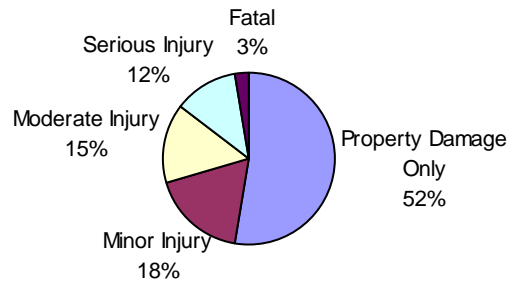
Index Crime Costs



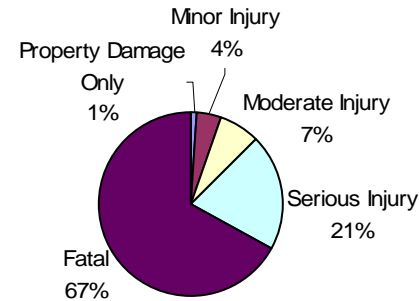
Isabella County 2004 Alcohol-Involved Crashes

Traffic Crash Casualty Severity	Traffic Crash Casualties	Traffic Crash Costs
Property Damage Only	77	\$293,852
Minor Injury	26	\$1,057,242
Moderate Injury	22	\$1,909,937
Serious Injury	17	\$5,372,868
Fatal	4	\$17,515,196
Total	146	\$26,149,095
Average cost of traffic crash	\$179,103	

Traffic Crash Casualties



Traffic Crash Costs



Costs of Alcohol-Involved Traffic Crashes in Isabella County (2004 Dollars)

	Fatal	Serious Injury	Moderate Injury	Minor Injury	Property Damage Only	Total
Medical Care	\$115,702	\$682,294	\$241,225	\$147,582	\$19,741	\$1,206,544
Future Earnings (Lost Wages)	\$6,044,969	\$1,821,116	\$506,550	\$299,185	\$80,874	\$8,752,694
Public Services	\$3,578	\$4,526	\$3,102	\$2,795	\$2,507	\$16,508
Property Damage and Loss	\$44,132	\$127,514	\$105,034	\$115,737	\$122,717	\$515,135
Subtotal (Monetary Costs)	\$6,208,380	\$2,635,451	\$855,911	\$565,299	\$225,839	\$10,490,879
Quality of Life	\$11,306,815	\$2,737,417	\$1,054,026	\$491,943	\$68,013	\$15,658,214
Total (Comprehensive Costs)	\$17,515,196	\$5,372,868	\$1,909,937	\$1,057,242	\$293,852	\$26,149,095

Jackson County 2004

Traffic Crash Casualty Severity	Traffic Crash Casualties	Traffic Crash Costs
Property Damage Only	8122	\$23,748,035
Minor Injury	905	\$36,829,200
Moderate Injury	319	\$19,128,887
Serious Injury	148	\$31,354,149
Fatal	22	\$91,881,746
Total	9516	\$202,942,017
Average cost of traffic crash casualty	\$21,326	

Index Crime Category	Number of Index Crimes	Index Crime Costs
Larceny	3192	\$4,481,695
Burglary	983	\$3,319,712
Rape	178	\$30,276,376
Assault	410	\$5,415,690
Robbery	93	\$1,688,601
Motor Vehicle Theft	304	\$2,166,158
Murder	4	\$16,646,434
Total	5164	\$63,994,666
Average cost of index crime	\$12,392	

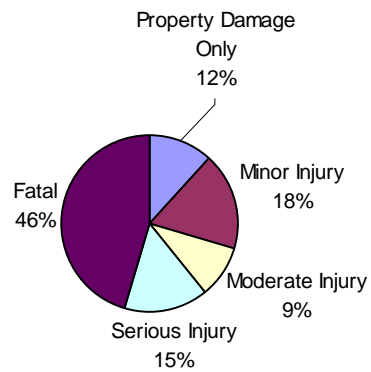
	Fatal	Serious Injury	Moderate Injury	Minor Injury	Property Damage Only	Total
Medical Care	\$636,361	\$3,606,119	\$2,199,818	\$4,660,760	\$1,334,445	\$12,437,502
Future Earnings (Lost Wages)	\$31,756,807	\$9,367,170	\$5,355,284	\$11,129,900	\$4,457,019	\$62,066,180
Public Services	\$19,681	\$28,120	\$39,312	\$95,502	\$264,412	\$447,027
Property Damage and Loss	\$242,726	\$885,902	\$1,455,283	\$4,029,918	\$12,944,295	\$19,558,123
Subtotal (Monetary Costs)	\$32,655,568	\$13,887,311	\$9,049,696	\$19,916,080	\$19,000,170	\$94,508,825
Quality of Life	\$59,226,171	\$17,466,839	\$10,079,190	\$16,913,120	\$4,747,865	\$108,433,186
Total (Comprehensive Costs)	\$91,881,746	\$31,354,149	\$19,128,887	\$36,829,200	\$23,748,035	\$202,942,017

	Murder	Rape	Assault	Robbery	Larceny	Burglary	Motor Vehicle Theft	Total
Medical Care	\$134,669	\$289,606	\$266,500	\$184,512	\$0	\$0	\$0	\$875,287
Future Earnings (Lost Wages)	\$5,949,699	\$915,933	\$687,459	\$225,455	\$78,708	\$30,617	\$27,617	\$7,915,487
Public Services	\$10,164	\$117,109	\$116,294	\$36,121	\$1,435,103	\$387,575	\$85,154	\$2,187,520
Property Damage and Loss	\$6,233	\$23,464	\$27,988	\$105,625	\$2,967,884	\$2,504,773	\$1,941,737	\$7,577,703
Subtotal (Monetary Costs)	\$6,100,765	\$1,346,036	\$1,098,390	\$551,676	\$4,481,695	\$2,922,965	\$2,054,508	\$18,556,034
Quality of Life	\$10,545,670	\$28,930,304	\$4,317,369	\$1,136,931	\$0	\$396,748	\$111,650	\$45,438,672
Total (Comprehensive Cost)	\$16,646,434	\$30,276,376	\$5,415,690	\$1,688,601	\$4,481,695	\$3,319,712	\$2,166,158	\$63,994,666

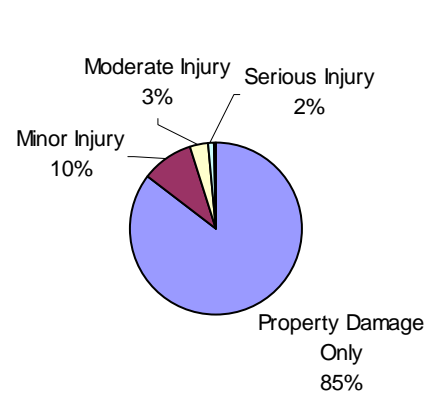
Traffic Crash Casualties



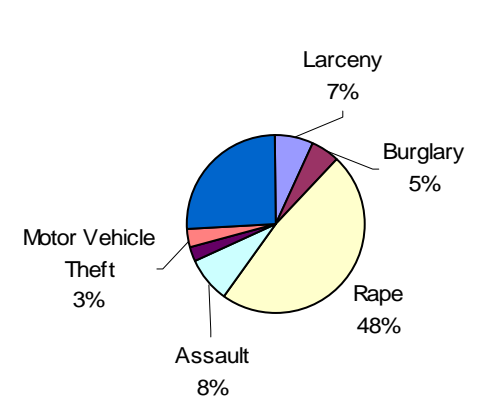
Traffic Crash Costs



Index Crimes



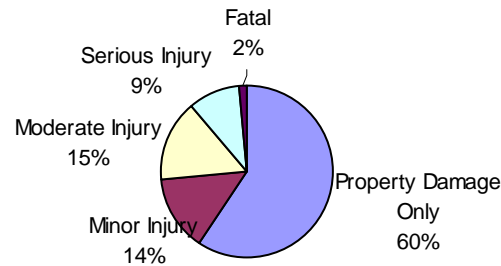
Index Crime Costs



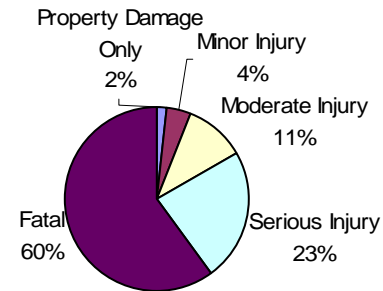
Jackson County 2004 Alcohol-Involved Crashes

Traffic Crash Casualty Severity	Traffic Crash Casualties	Traffic Crash Costs
Property Damage Only	204	\$778,516
Minor Injury	48	\$1,951,831
Moderate Injury	53	\$4,601,212
Serious Injury	32	\$10,113,634
Fatal	6	\$26,272,794
Total	343	\$43,717,987
Average cost of traffic crash	\$127,458	

Traffic Crash Casualties



Traffic Crash Costs



Costs of Alcohol-Involved Traffic Crashes in Jackson County (2004 Dollars)						
	Fatal	Serious Injury	Moderate Injury	Minor Injury	Property Damage Only	Total
Medical Care	\$173,553	\$1,284,318	\$581,133	\$272,460	\$52,300	\$2,363,764
Future Earnings (Lost Wages)	\$9,067,454	\$3,427,984	\$1,220,325	\$552,341	\$214,263	\$14,482,367
Public Services	\$5,368	\$8,520	\$7,472	\$5,160	\$6,641	\$33,161
Property Damage and Loss	\$66,198	\$240,026	\$253,038	\$213,668	\$325,121	\$1,098,052
Subtotal (Monetary Costs)	\$9,312,570	\$4,960,848	\$2,061,968	\$1,043,629	\$598,325	\$17,977,341
Quality of Life	\$16,960,222	\$5,152,786	\$2,539,243	\$908,202	\$180,191	\$25,740,644
Total (Comprehensive Costs)	\$26,272,794	\$10,113,634	\$4,601,212	\$1,951,831	\$778,516	\$43,717,987

Kalamazoo County 2004

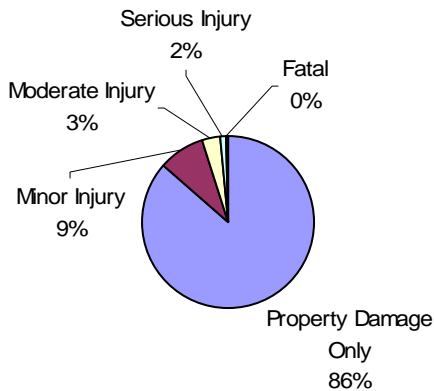
Traffic Crash Casualty Severity	Traffic Crash Casualties	Traffic Crash Costs
Property Damage Only	14302	\$41,817,828
Minor Injury	1429	\$58,153,510
Moderate Injury	533	\$31,961,431
Serious Injury	250	\$52,963,090
Fatal	25	\$104,411,075
Total	16539	\$289,306,935
Average cost of traffic crash casualty		\$17,492

Index Crime Category	Number of Index Crimes	Index Crime Costs
Larceny	7287	\$10,231,237
Burglary	1850	\$6,247,678
Rape	110	\$18,710,120
Assault	557	\$7,357,413
Robbery	204	\$3,704,028
Motor Vehicle Theft	558	\$3,976,040
Murder	5	\$20,808,043
Total	10571	\$71,034,559
Average cost of index crime		\$6,720

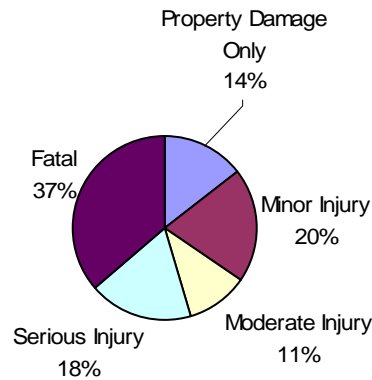
Costs of Traffic Crashes in Kalamazoo County (2004 Dollars)						
	Fatal	Serious Injury	Moderate Injury	Minor Injury	Property Damage Only	Total
Medical Care	\$723,138	\$6,091,416	\$3,675,557	\$7,359,366	\$2,349,819	\$20,199,296
Future Earnings (Lost Wages)	\$36,087,281	\$15,822,922	\$8,947,856	\$17,574,173	\$7,848,348	\$86,280,581
Public Services	\$22,365	\$47,501	\$65,685	\$150,798	\$465,602	\$751,950
Property Damage and Loss	\$275,825	\$1,496,456	\$2,431,554	\$6,363,263	\$22,793,561	\$33,360,659
Subtotal (Monetary Costs)	\$37,108,600	\$23,458,295	\$15,120,652	\$31,447,600	\$33,457,330	\$140,592,477
Quality of Life	\$67,302,467	\$29,504,795	\$16,840,779	\$26,705,910	\$8,360,498	\$148,714,450
Total (Comprehensive Costs)	\$104,411,075	\$52,963,090	\$31,961,431	\$58,153,510	\$41,817,828	\$289,306,935

Costs of Index Crimes in Kalamazoo County (2004 Dollars)								
	Murder	Rape	Assault	Robbery	Larceny	Burglary	Motor Vehicle Theft	Total
Medical Care	\$168,336	\$178,970	\$362,050	\$404,736	\$0	\$0	\$0	\$1,114,092
Future Earnings (Lost Wages)	\$7,437,123	\$566,026	\$933,938	\$494,547	\$179,681	\$57,621	\$50,691	\$9,719,628
Public Services	\$12,705	\$72,370	\$157,990	\$79,232	\$3,276,190	\$729,413	\$156,303	\$4,484,204
Property Damage and Loss	\$7,791	\$14,500	\$38,022	\$231,694	\$6,775,366	\$4,713,967	\$3,564,109	\$15,345,450
Subtotal (Monetary Costs)	\$7,625,956	\$831,820	\$1,492,203	\$1,210,128	\$10,231,237	\$5,501,001	\$3,771,103	\$30,663,449
Quality of Life	\$13,182,087	\$17,878,278	\$5,865,304	\$2,493,914	\$0	\$746,676	\$204,937	\$40,371,196
Total (Comprehensive Cost)	\$20,808,043	\$18,710,120	\$7,357,413	\$3,704,028	\$10,231,237	\$6,247,678	\$3,976,040	\$71,034,559

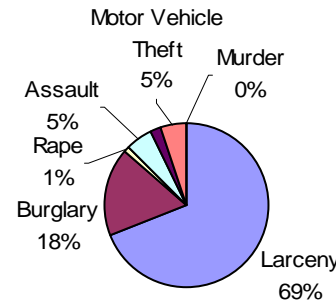
Traffic Crash Casualties



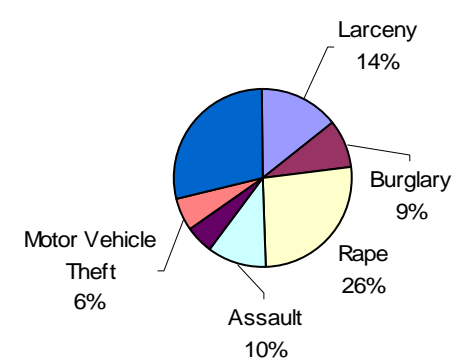
Traffic Crash Costs



Index Crimes



Index Crime Costs

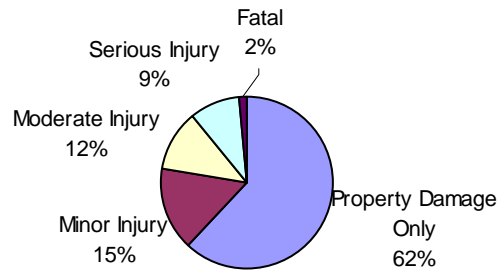


Kalamazoo County 2004

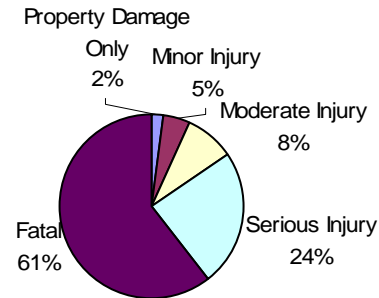
Alcohol-Involved Crashes

Traffic Crash Casualty Severity	Traffic Crash Casualties	Traffic Crash Costs
Property Damage Only	368	\$1,404,383
Minor Injury	91	\$3,700,346
Moderate Injury	69	\$5,990,257
Serious Injury	55	\$17,382,808
Fatal	10	\$43,787,990
Total	593	\$72,265,784
Average cost of traffic crash	\$121,865	

Traffic Crash Casualties



Traffic Crash Costs



Costs of Alcohol-Involved Traffic Crashes in Kalamazoo County (2004 Dollars)

	Fatal	Serious Injury	Moderate Injury	Minor Injury	Property Damage Only	Total
Medical Care	\$289,255	\$2,207,422	\$756,570	\$516,539	\$94,344	\$3,864,130
Future Earnings (Lost Wages)	\$15,112,423	\$5,891,847	\$1,588,725	\$1,047,146	\$386,514	\$24,026,656
Public Services	\$8,946	\$14,644	\$9,728	\$9,782	\$11,980	\$55,080
Property Damage and Loss	\$110,330	\$412,545	\$329,426	\$405,080	\$586,494	\$1,843,875
Subtotal (Monetary Costs)	\$15,520,950	\$8,526,458	\$2,684,449	\$1,978,546	\$1,079,332	\$29,789,736
Quality of Life	\$28,267,036	\$8,856,350	\$3,305,808	\$1,721,800	\$325,050	\$42,476,045
Total (Comprehensive Costs)	\$43,787,990	\$17,382,808	\$5,990,257	\$3,700,346	\$1,404,383	\$72,265,784

Kalkaska County 2004

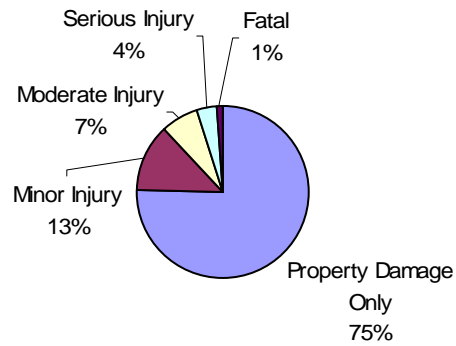
Traffic Crash Casualty Severity	Traffic Crash Casualties	Traffic Crash Costs
Property Damage Only	797	\$2,330,360
Minor Injury	134	\$5,453,163
Moderate Injury	74	\$4,437,422
Serious Injury	41	\$8,685,947
Fatal	11	\$45,940,873
Total	1057	\$66,847,765
Average cost of traffic crash casualty		\$63,243

Index Crime Category	Number of Index Crimes	Index Crime Costs
Larceny	291	\$408,576
Burglary	146	\$493,060
Rape	25	\$4,252,300
Assault	16	\$211,344
Robbery	0	\$0
Motor Vehicle Theft	9	\$64,130
Murder	0	\$0
Total	487	\$5,429,409
Average cost of index crimes		\$11,149

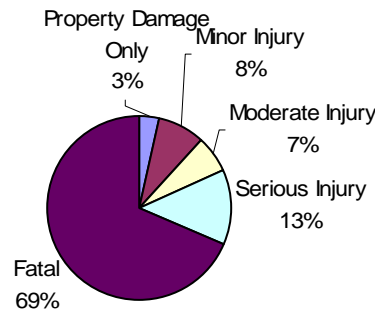
	Fatal	Serious Injury	Moderate Injury	Minor Injury	Property Damage Only	Total
Medical Care	\$318,181	\$998,992	\$510,303	\$690,101	\$130,947	\$2,648,524
Future Earnings (Lost Wages)	\$15,878,404	\$2,594,959	\$1,242,292	\$1,647,963	\$437,361	\$21,800,978
Public Services	\$9,841	\$7,790	\$9,119	\$14,141	\$25,946	\$66,837
Property Damage and Loss	\$121,363	\$245,419	\$337,589	\$596,695	\$1,270,205	\$2,571,271
Subtotal (Monetary Costs)	\$16,327,784	\$3,847,160	\$2,099,303	\$2,948,900	\$1,864,459	\$27,087,606
Quality of Life	\$29,613,086	\$4,838,786	\$2,338,119	\$2,504,263	\$465,901	\$39,760,156
Total (Comprehensive Costs)	\$45,940,873	\$8,685,947	\$4,437,422	\$5,453,163	\$2,330,360	\$66,847,765

	Murder	Rape	Assault	Robbery	Larceny	Burglary	Motor Vehicle Theft	Total
Medical Care	\$0	\$40,675	\$10,400	\$0	\$0	\$0	\$0	\$51,075
Future Earnings (Lost Wages)	\$0	\$128,642	\$26,828	\$0	\$7,175	\$4,547	\$818	\$168,010
Public Services	\$0	\$16,448	\$4,538	\$0	\$130,832	\$57,564	\$2,521	\$211,903
Property Damage and Loss	\$0	\$3,295	\$1,092	\$0	\$270,568	\$372,021	\$57,486	\$704,463
Subtotal (Monetary Costs)	\$0	\$189,050	\$42,864	\$0	\$408,576	\$434,133	\$60,824	\$1,135,447
Quality of Life	\$0	\$4,063,245	\$168,483	\$0	\$0	\$58,927	\$3,305	\$4,293,960
Total (Comprehensive Cost)	\$0	\$4,252,300	\$211,344	\$0	\$408,576	\$493,060	\$64,130	\$5,429,409

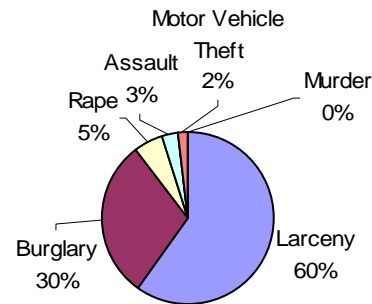
Traffic Crash Casualties



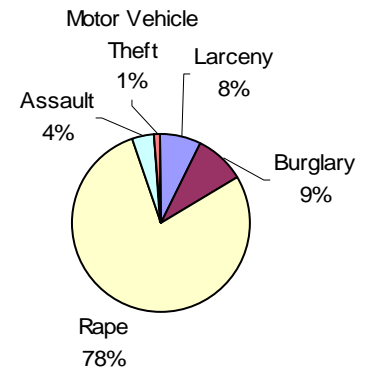
Traffic Crash Costs



Index Crimes



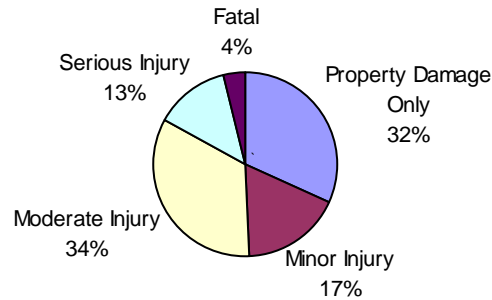
Index Crime Costs



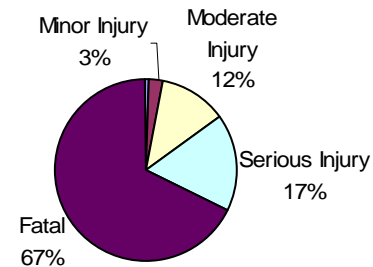
Kalkaska County 2004 Alcohol-Involved Crashes

Traffic Crash Casualty Severity	Traffic Crash Casualties	Traffic Crash Costs
Property Damage Only	17	\$64,876
Minor Injury	9	\$365,968
Moderate Injury	18	\$1,562,676
Serious Injury	7	\$2,212,357
Fatal	2	\$8,757,598
Total	53	\$12,963,476
Average cost of traffic crash	\$244,594	

Traffic Crash Casualties



Traffic Crash Costs



Costs of Alcohol-Involved Traffic Crashes in Kalkaska County (2004 Dollars)						
	Fatal	Serious Injury	Moderate Injury	Minor Injury	Property Damage Only	Total
Medical Care	\$57,851	\$280,945	\$197,366	\$51,086	\$4,358	\$591,606
Future Earnings (Lost Wages)	\$3,022,485	\$749,871	\$414,450	\$103,564	\$17,855	\$4,308,225
Public Services	\$1,789	\$1,864	\$2,538	\$967	\$553	\$7,712
Property Damage and Loss	\$22,066	\$52,506	\$85,937	\$40,063	\$27,093	\$227,665
Subtotal (Monetary Costs)	\$3,104,190	\$1,085,186	\$700,291	\$195,680	\$49,860	\$5,135,208
Quality of Life	\$5,653,407	\$1,127,172	\$862,385	\$170,288	\$15,016	\$7,828,268
Total (Comprehensive Costs)	\$8,757,598	\$2,212,357	\$1,562,676	\$365,968	\$64,876	\$12,963,476

Kent County 2004

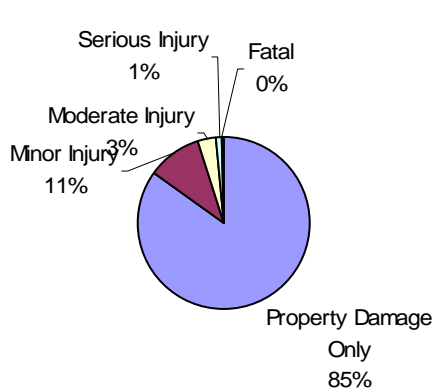
Traffic Crash Casualty Severity	Traffic Crash Casualties	Traffic Crash Costs
Property Damage Only	35396	\$103,494,885
Minor Injury	4441	\$180,727,598
Moderate Injury	1388	\$83,231,645
Serious Injury	494	\$104,655,066
Fatal	60	\$250,586,580
Total	41779	\$722,695,775
Average cost of traffic crash casualty		\$17,298

Index Crime Category	Number of Index Crimes	Index Crime Costs
Larceny	14136	\$19,847,505
Burglary	4848	\$16,372,293
Rape	267	\$45,414,564
Assault	2018	\$26,655,762
Robbery	712	\$12,927,784
Motor Vehicle Theft	1279	\$9,113,541
Murder	19	\$79,070,562
Total	23279	\$209,402,011
Average cost of index crime		\$8,995

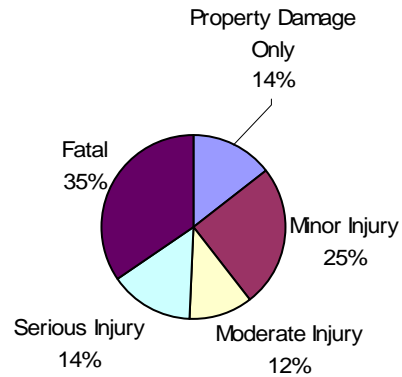
Costs of Traffic Crashes in Kent County (2004 Dollars)						
	Fatal	Serious Injury	Moderate Injury	Minor Injury	Property Damage Only	Total
Medical Care	\$1,735,530	\$12,036,639	\$9,571,620	\$22,871,199	\$5,815,564	\$52,030,552
Future Earnings (Lost Wages)	\$86,609,475	\$31,266,093	\$23,301,360	\$54,616,448	\$19,423,867	\$215,217,243
Public Services	\$53,676	\$93,861	\$171,052	\$468,644	\$1,152,317	\$1,939,549
Property Damage and Loss	\$661,980	\$2,956,998	\$6,332,076	\$19,775,542	\$56,411,752	\$86,138,348
Subtotal (Monetary Costs)	\$89,060,640	\$46,353,591	\$39,376,107	\$97,731,834	\$82,803,500	\$355,325,672
Quality of Life	\$161,525,922	\$58,301,475	\$43,855,537	\$82,995,765	\$20,691,386	\$367,370,084
Total (Comprehensive Costs)	\$250,586,580	\$104,655,066	\$83,231,645	\$180,727,598	\$103,494,885	\$722,695,775

Costs of Index Crimes in Kent County (2004 Dollars)								
	Murder	Rape	Assault	Robbery	Larceny	Burglary	Motor Vehicle Theft	Total
Medical Care	\$639,676	\$434,409	\$1,311,700	\$1,412,608	\$0	\$0	\$0	\$3,798,393
Future Earnings (Lost Wages)	\$28,261,068	\$1,373,899	\$3,383,639	\$1,726,065	\$348,562	\$150,999	\$116,190	\$35,360,423
Public Services	\$48,280	\$175,663	\$572,394	\$276,535	\$6,355,458	\$1,911,456	\$358,265	\$9,698,051
Property Damage and Loss	\$29,607	\$35,195	\$137,755	\$808,657	\$13,143,485	\$12,353,142	\$8,169,346	\$34,677,187
Subtotal (Monetary Costs)	\$28,978,631	\$2,019,054	\$5,406,222	\$4,223,584	\$19,847,505	\$14,415,597	\$8,643,801	\$83,534,395
Quality of Life	\$50,091,930	\$43,395,455	\$21,249,881	\$8,704,247	\$0	\$1,956,696	\$469,740	\$125,867,950
Total (Comprehensive Cost)	\$79,070,562	\$45,414,564	\$26,655,762	\$12,927,784	\$19,847,505	\$16,372,293	\$9,113,541	\$209,402,011

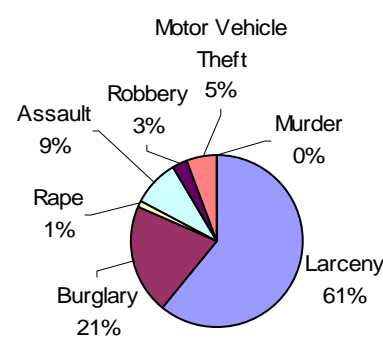
Traffic Crash Casualties



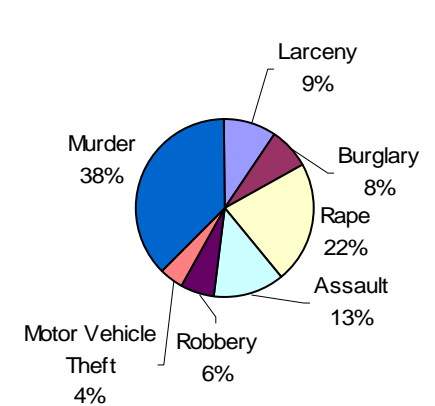
Traffic Crash Costs



Index Crimes



Index Crime Costs

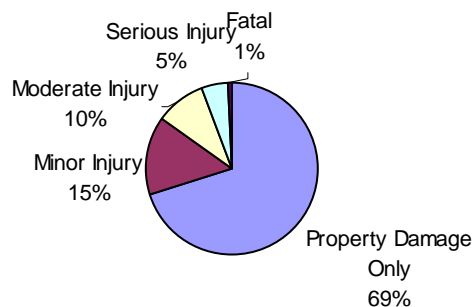


Kent County 2004

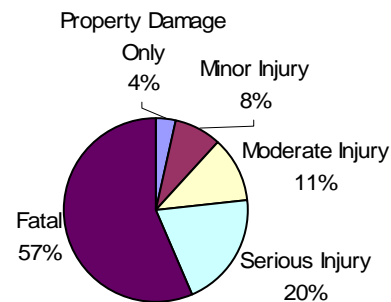
Alcohol-Involved Crashes

Traffic Crash Casualty Severity	Traffic Crash Casualties	Traffic Crash Costs
Property Damage Only	1110	\$4,236,045
Minor Injury	235	\$9,555,840
Moderate Injury	153	\$13,282,743
Serious Injury	75	\$23,703,829
Fatal	15	\$65,681,985
Total	1588	\$116,460,443
Average cost of traffic crash	\$73,338	

Traffic Crash Casualties



Traffic Crash Costs



Costs of Alcohol-Involved Traffic Crashes in Kent County (2004 Dollars)						
	Fatal	Serious Injury	Moderate Injury	Minor Injury	Property Damage Only	Total
Medical Care	\$433,883	\$3,010,121	\$1,677,611	\$1,333,918	\$284,571	\$6,740,104
Future Earnings (Lost Wages)	\$22,668,635	\$8,034,336	\$3,522,826	\$2,704,169	\$1,165,844	\$38,095,811
Public Services	\$13,419	\$19,969	\$21,571	\$25,261	\$36,136	\$116,355
Property Damage and Loss	\$165,495	\$562,562	\$730,467	\$1,046,085	\$1,769,043	\$4,273,651
Subtotal (Monetary Costs)	\$23,281,425	\$11,626,988	\$5,952,475	\$5,109,433	\$3,255,594	\$49,225,915
Quality of Life	\$42,400,554	\$12,076,841	\$7,330,269	\$4,446,407	\$980,451	\$67,234,522
Total (Comprehensive Costs)	\$65,681,985	\$23,703,829	\$13,282,743	\$9,555,840	\$4,236,045	\$116,460,443

Keweenaw County 2004

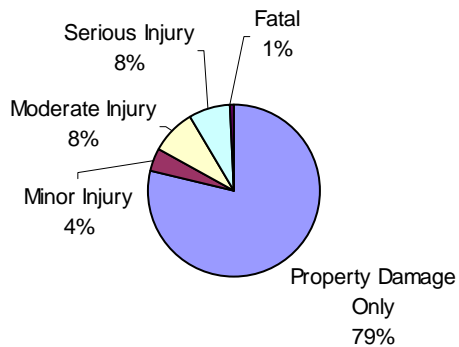
Traffic Crash Casualty Severity	Traffic Crash Casualties	Traffic Crash Costs
Property Damage Only	94	\$274,848
Minor Injury	5	\$203,476
Moderate Injury	10	\$599,652
Serious Injury	9	\$1,906,671
Fatal	1	\$4,176,443
Total	119	\$7,161,090
Average cost of traffic crash casualty		\$60,177

Index Crime Category	Number of Index Crimes	Index Crime Costs
Larceny	32	\$44,929
Burglary	14	\$47,280
Rape	0	\$0
Assault	2	\$26,418
Robbery	0	\$0
Motor Vehicle Theft	3	\$21,377
Murder	0	\$0
Total	51	\$140,004
Average cost of index crime		\$2,745

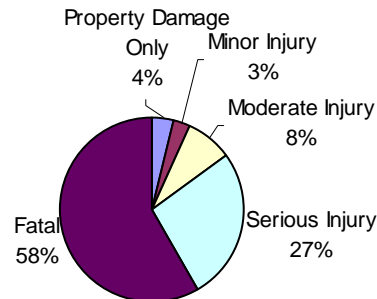
	Fatal	Serious Injury	Moderate Injury	Minor Injury	Property Damage Only	Total
Medical Care	\$28,926	\$219,291	\$68,960	\$25,750	\$15,444	\$358,371
Future Earnings (Lost Wages)	\$1,443,491	\$569,625	\$167,877	\$61,491	\$51,583	\$2,294,068
Public Services	\$895	\$1,710	\$1,232	\$528	\$3,060	\$7,425
Property Damage and Loss	\$11,033	\$53,872	\$45,620	\$22,265	\$149,811	\$282,601
Subtotal (Monetary Costs)	\$1,484,344	\$844,499	\$283,690	\$110,034	\$219,899	\$2,942,464
Quality of Life	\$2,692,099	\$1,062,173	\$315,962	\$93,443	\$54,949	\$4,218,625
Total (Comprehensive Costs)	\$4,176,443	\$1,906,671	\$599,652	\$203,476	\$274,848	\$7,161,090

	Murder	Rape	Assault	Robbery	Larceny	Burglary	Motor Vehicle Theft	Total
Medical Care	\$0	\$0	\$1,300	\$0	\$0	\$0	\$0	\$1,300
Future Earnings (Lost Wages)	\$0	\$0	\$3,353	\$0	\$789	\$436	\$273	\$4,851
Public Services	\$0	\$0	\$567	\$0	\$14,387	\$5,520	\$840	\$21,315
Property Damage and Loss	\$0	\$0	\$137	\$0	\$29,753	\$35,673	\$19,162	\$84,725
Subtotal (Monetary Costs)	\$0	\$0	\$5,358	\$0	\$44,929	\$41,629	\$20,275	\$112,191
Quality of Life	\$0	\$0	\$21,060	\$0	\$0	\$5,651	\$1,102	\$27,813
Total (Comprehensive Cost)	\$0	\$0	\$26,418	\$0	\$44,929	\$47,280	\$21,377	\$140,004

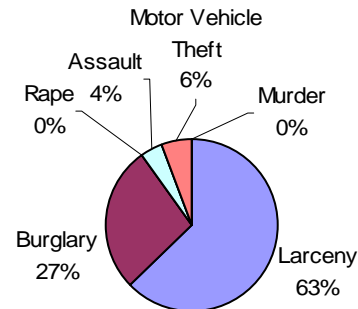
Traffic Crash Casualties



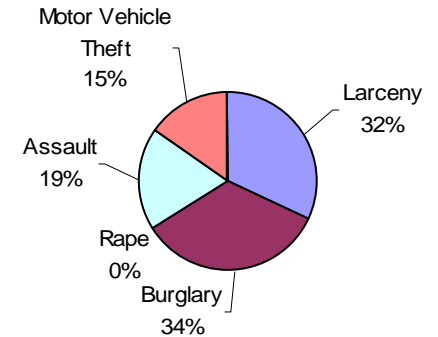
Traffic Crash Costs



Index Crimes



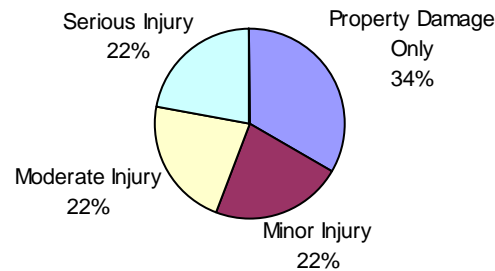
Index Crime Costs



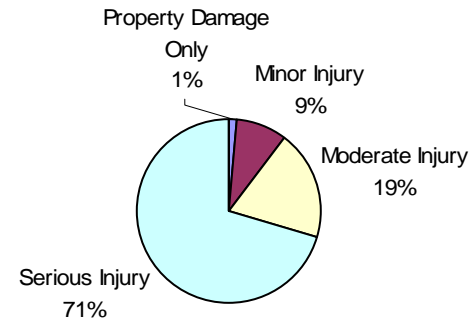
Keweenaw County 2004 Alcohol-Involved Crashes

Traffic Crash Casualty Severity	Traffic Crash Casualties	Traffic Crash Costs
Property Damage Only	3	\$11,449
Minor Injury	2	\$81,326
Moderate Injury	2	\$173,631
Serious Injury	2	\$632,102
Fatal	0	\$0
Total	9	\$898,508
Average cost of traffic crash	\$99,834	

Traffic Crash Casualties



Traffic Crash Costs



Costs of Alcohol-Involved Traffic Crashes in Keweenaw County (2004 Dollars)						
	Fatal	Serious Injury	Moderate Injury	Minor Injury	Property Damage Only	Total
Medical Care	\$0	\$80,270	\$21,930	\$11,352	\$769	\$114,321
Future Earnings (Lost Wages)	\$0	\$214,249	\$46,050	\$23,014	\$3,151	\$286,464
Public Services	\$0	\$533	\$282	\$215	\$98	\$1,127
Property Damage and Loss	\$0	\$15,002	\$9,549	\$8,903	\$4,781	\$38,234
Subtotal (Monetary Costs)	\$0	\$310,053	\$77,810	\$43,485	\$8,799	\$440,147
Quality of Life	\$0	\$322,049	\$95,821	\$37,842	\$2,650	\$458,361
Total (Comprehensive Costs)	\$0	\$632,102	\$173,631	\$81,326	\$11,449	\$898,508

Lake County 2004

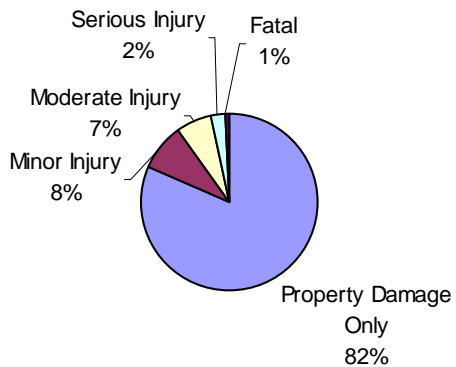
Traffic Crash Casualty Severity	Traffic Crash Casualties	Traffic Crash Costs
Property Damage Only	469	\$1,371,316
Minor Injury	47	\$1,912,677
Moderate Injury	39	\$2,338,641
Serious Injury	14	\$2,965,933
Fatal	5	\$20,882,215
Total	574	\$29,470,782
Average cost of traffic crash casualty	\$51,343	

Index Crime Category	Number of Index Crimes	Index Crime Costs
Larceny	147	\$206,394
Burglary	119	\$401,878
Rape	14	\$2,381,288
Assault	42	\$554,778
Robbery	2	\$36,314
Motor Vehicle Theft	10	\$71,255
Murder	0	\$0
Total	334	\$3,651,907
Average cost of index crime	\$10,934	

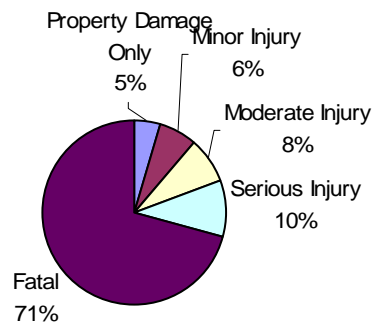
	Fatal	Serious Injury	Moderate Injury	Minor Injury	Property Damage Only	Total
Medical Care	\$144,628	\$341,119	\$268,943	\$242,051	\$77,057	\$1,073,797
Future Earnings (Lost Wages)	\$7,217,456	\$886,084	\$654,721	\$578,017	\$257,368	\$9,593,646
Public Services	\$4,473	\$2,660	\$4,806	\$4,960	\$15,268	\$32,167
Property Damage and Loss	\$55,165	\$83,802	\$177,919	\$209,289	\$747,460	\$1,273,634
Subtotal (Monetary Costs)	\$7,421,720	\$1,313,665	\$1,106,389	\$1,034,316	\$1,097,153	\$11,973,243
Quality of Life	\$13,460,493	\$1,652,269	\$1,232,252	\$878,361	\$274,163	\$17,497,538
Total (Comprehensive Costs)	\$20,882,215	\$2,965,933	\$2,338,641	\$1,912,677	\$1,371,316	\$29,470,782

	Murder	Rape	Assault	Robbery	Larceny	Burglary	Motor Vehicle Theft	Total
Medical Care	\$0	\$22,778	\$27,300	\$3,968	\$0	\$0	\$0	\$54,046
Future Earnings (Lost Wages)	\$0	\$72,040	\$70,423	\$4,848	\$3,625	\$3,706	\$908	\$155,550
Public Services	\$0	\$9,211	\$11,913	\$777	\$66,090	\$46,919	\$2,801	\$137,711
Property Damage and Loss	\$0	\$1,845	\$2,867	\$2,272	\$136,679	\$303,223	\$63,873	\$510,759
Subtotal (Monetary Costs)	\$0	\$105,868	\$112,518	\$11,864	\$206,394	\$353,848	\$67,582	\$858,075
Quality of Life	\$0	\$2,275,417	\$442,267	\$24,450	\$0	\$48,029	\$3,673	\$2,793,837
Total (Comprehensive Cost)	\$0	\$2,381,288	\$554,778	\$36,314	\$206,394	\$401,878	\$71,255	\$3,651,907

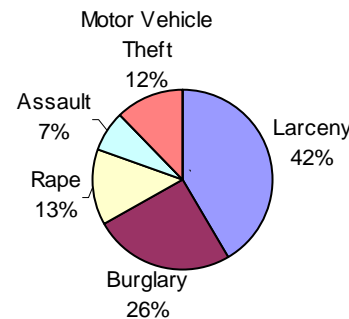
Traffic Crash Casualties



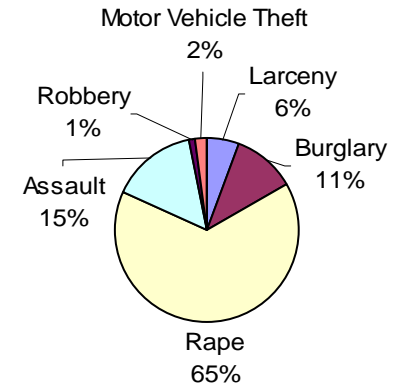
Traffic Crash Costs



Index Crimes



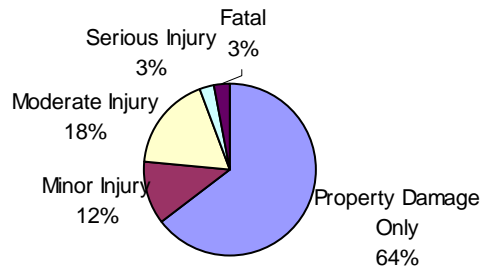
Index Crime Costs



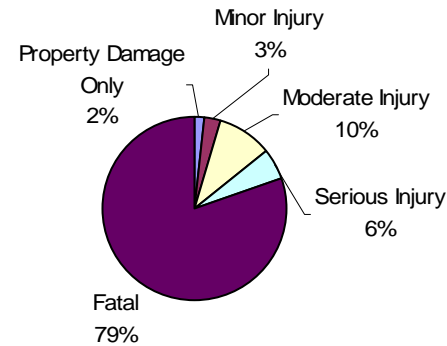
Lake County 2004 Alcohol-Involved Crashes

Traffic Crash Casualty Severity	Traffic Crash Casualties	Traffic Crash Costs
Property Damage Only	22	\$83,958
Minor Injury	4	\$162,653
Moderate Injury	6	\$520,892
Serious Injury	1	\$316,051
Fatal	1	\$4,378,799
Total	34	\$5,462,352
Average cost of traffic crash	\$160,657	

Traffic Crash Casualties



Traffic Crash Costs



Costs of Alcohol-Involved Traffic Crashes in Lake County (2004 Dollars)

	Fatal	Serious Injury	Moderate Injury	Minor Injury	Property Damage Only	Total
Medical Care	\$28,926	\$40,135	\$65,789	\$22,705	\$5,640	\$163,194
Future Earnings (Lost Wages)	\$1,511,242	\$107,124	\$138,150	\$46,028	\$23,107	\$1,825,652
Public Services	\$895	\$266	\$846	\$430	\$716	\$3,153
Property Damage and Loss	\$11,033	\$7,501	\$28,646	\$17,806	\$35,062	\$100,047
Subtotal (Monetary Costs)	\$1,552,095	\$155,027	\$233,430	\$86,969	\$64,525	\$2,092,046
Quality of Life	\$2,826,704	\$161,025	\$287,462	\$75,684	\$19,432	\$3,370,306
Total (Comprehensive Costs)	\$4,378,799	\$316,051	\$520,892	\$162,653	\$83,958	\$5,462,352

Lapeer County 2004

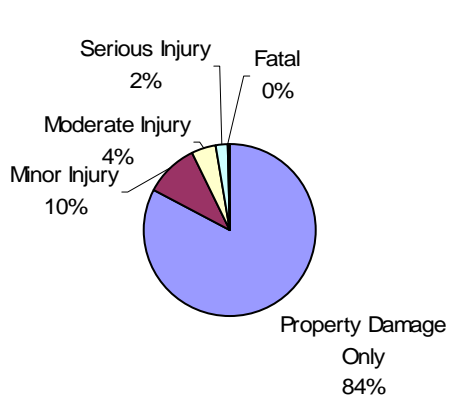
Traffic Crash Casualty Severity	Traffic Crash Casualties	Traffic Crash Costs
Property Damage Only	4151	\$12,137,170
Minor Injury	503	\$20,469,710
Moderate Injury	222	\$13,312,266
Serious Injury	120	\$25,422,283
Fatal	16	\$66,823,088
Total	5012	\$138,164,517
Average cost of traffic crash casualty		\$27,567

Index Crime Category	Number of Index Crimes	Index Crime Costs
Larceny	1128	\$1,583,757
Burglary	279	\$942,217
Rape	37	\$6,293,404
Assault	107	\$1,413,363
Robbery	9	\$163,413
Motor Vehicle Theft	89	\$634,171
Murder	1	\$4,161,609
Total	1650	\$15,191,934
Average cost of index crime		\$9,207

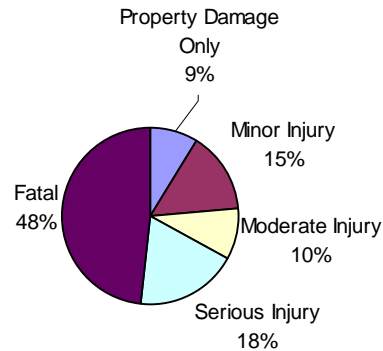
	Fatal	Serious Injury	Moderate Injury	Minor Injury	Property Damage Only	Total
Medical Care	\$462,808	\$2,923,880	\$1,530,908	\$2,590,456	\$682,009	\$8,190,060
Future Earnings (Lost Wages)	\$23,095,860	\$7,595,002	\$3,726,875	\$6,186,011	\$2,277,898	\$42,881,645
Public Services	\$14,314	\$22,800	\$27,358	\$53,080	\$135,136	\$252,688
Property Damage and Loss	\$176,528	\$718,299	\$1,012,767	\$2,239,833	\$6,615,583	\$10,763,010
Subtotal (Monetary Costs)	\$23,749,504	\$11,259,982	\$6,297,908	\$11,069,379	\$9,710,626	\$62,087,399
Quality of Life	\$43,073,579	\$14,162,302	\$7,014,358	\$9,400,331	\$2,426,544	\$76,077,114
Total (Comprehensive Costs)	\$66,823,088	\$25,422,283	\$13,312,266	\$20,469,710	\$12,137,170	\$138,164,517

	Murder	Rape	Assault	Robbery	Larceny	Burglary	Motor Vehicle Theft	Total
Medical Care	\$33,667	\$60,199	\$69,550	\$17,856	\$0	\$0	\$0	\$181,272
Future Earnings (Lost Wages)	\$1,487,425	\$190,390	\$179,410	\$21,818	\$27,814	\$8,690	\$8,085	\$1,923,632
Public Services	\$2,541	\$24,343	\$30,350	\$3,496	\$507,142	\$110,003	\$24,930	\$702,805
Property Damage and Loss	\$1,558	\$4,877	\$7,304	\$10,222	\$1,048,801	\$710,917	\$568,469	\$2,352,149
Subtotal (Monetary Costs)	\$1,525,191	\$279,794	\$286,653	\$53,388	\$1,583,757	\$829,610	\$601,484	\$5,159,878
Quality of Life	\$2,636,417	\$6,013,602	\$1,126,728	\$110,026	\$0	\$112,607	\$32,687	\$10,032,068
Total (Comprehensive Cost)	\$4,161,609	\$6,293,404	\$1,413,363	\$163,413	\$1,583,757	\$942,217	\$634,171	\$15,191,934

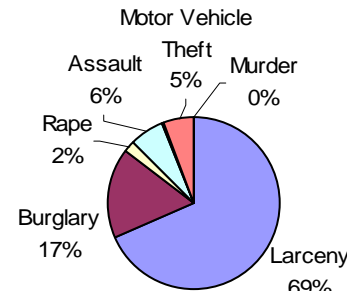
Traffic Crash Casualties



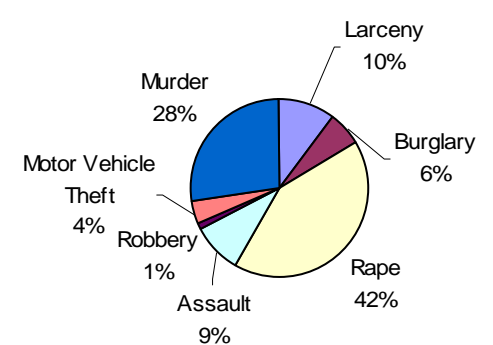
Traffic Crash Costs



Index Crimes



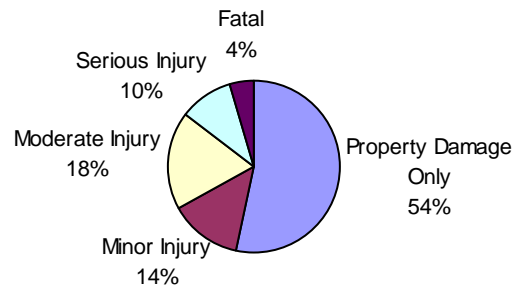
Index Crime Costs



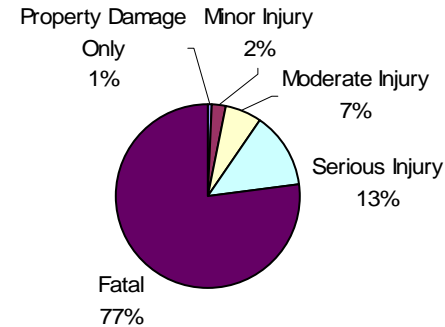
Lapeer County 2004 Alcohol-Involved Crashes

Traffic Crash Casualty Severity	Traffic Crash Casualties	Traffic Crash Costs
Property Damage Only	98	\$373,993
Minor Injury	25	\$1,016,579
Moderate Injury	34	\$2,951,721
Serious Injury	19	\$6,004,970
Fatal	8	\$35,030,392
Total	184	\$45,377,655
Average cost of traffic crash	\$246,618	

Traffic Crash Casualties



Traffic Crash Costs



Costs of Alcohol-Involved Traffic Crashes in Lapeer County (2004 Dollars)						
	Fatal	Serious Injury	Moderate Injury	Minor Injury	Property Damage Only	Total
Medical Care	\$231,404	\$762,564	\$372,802	\$141,906	\$25,124	\$1,533,801
Future Earnings (Lost Wages)	\$12,089,939	\$2,035,365	\$782,850	\$287,678	\$102,930	\$15,298,762
Public Services	\$7,157	\$5,059	\$4,793	\$2,687	\$3,190	\$22,887
Property Damage and Loss	\$88,264	\$142,516	\$162,326	\$111,286	\$156,186	\$660,577
Subtotal (Monetary Costs)	\$12,416,760	\$2,945,504	\$1,322,772	\$543,557	\$287,431	\$17,516,023
Quality of Life	\$22,613,629	\$3,059,466	\$1,628,949	\$473,022	\$86,562	\$27,861,628
Total (Comprehensive Costs)	\$35,030,392	\$6,004,970	\$2,951,721	\$1,016,579	\$373,993	\$45,377,655

Leelanau County 2004

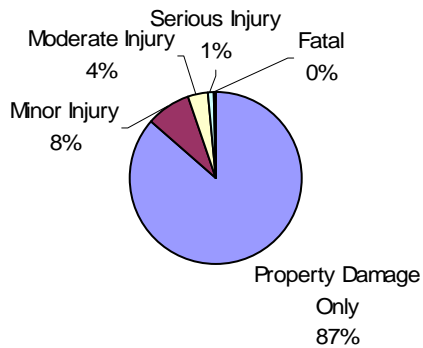
Traffic Crash Casualty Severity	Traffic Crash Casualties	Traffic Crash Costs
Property Damage Only	753	\$2,201,708
Minor Injury	72	\$2,930,058
Moderate Injury	32	\$1,918,885
Serious Injury	12	\$2,542,228
Fatal	3	\$12,529,329
Total	872	\$22,122,208
Average cost of traffic crash casualty		\$25,370

Index Crime Category	Number of Index Crimes	Index Crime Costs
Larceny	161	\$226,050
Burglary	55	\$185,742
Rape	5	\$850,460
Assault	10	\$132,090
Robbery	1	\$18,157
Motor Vehicle Theft	11	\$78,381
Murder	3	\$12,484,826
Total	246	\$13,975,705
Average cost of index crime		\$56,812

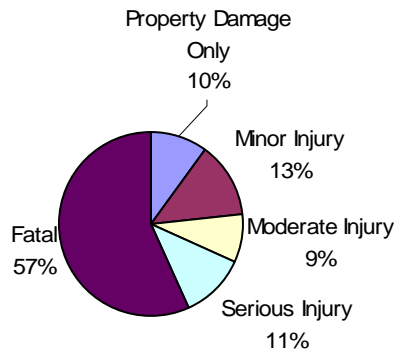
	Fatal	Serious Injury	Moderate Injury	Minor Injury	Property Damage Only	Total
Medical Care	\$86,777	\$292,388	\$220,671	\$370,801	\$123,718	\$1,094,355
Future Earnings (Lost Wages)	\$4,330,474	\$759,500	\$537,207	\$885,473	\$413,215	\$6,925,869
Public Services	\$2,684	\$2,280	\$3,944	\$7,598	\$24,514	\$41,019
Property Damage and Loss	\$33,099	\$71,830	\$145,984	\$320,612	\$1,200,081	\$1,771,606
Subtotal (Monetary Costs)	\$4,453,032	\$1,125,998	\$907,807	\$1,584,484	\$1,761,528	\$9,832,848
Quality of Life	\$8,076,296	\$1,416,230	\$1,011,079	\$1,345,574	\$440,180	\$12,289,359
Total (Comprehensive Costs)	\$12,529,329	\$2,542,228	\$1,918,885	\$2,930,058	\$2,201,708	\$22,122,208

	Murder	Rape	Assault	Robbery	Larceny	Burglary	Motor Vehicle Theft	Total
Medical Care	\$101,002	\$8,135	\$6,500	\$1,984	\$0	\$0	\$0	\$117,621
Future Earnings (Lost Wages)	\$4,462,274	\$25,728	\$16,767	\$2,424	\$3,970	\$1,713	\$999	\$4,513,876
Public Services	\$7,623	\$3,290	\$2,836	\$388	\$72,385	\$21,685	\$3,081	\$111,289
Property Damage and Loss	\$4,675	\$659	\$683	\$1,136	\$149,696	\$140,145	\$70,260	\$367,253
Subtotal (Monetary Costs)	\$4,575,573	\$37,810	\$26,790	\$5,932	\$226,050	\$163,543	\$74,341	\$5,110,040
Quality of Life	\$7,909,252	\$812,649	\$105,302	\$12,225	\$0	\$22,198	\$4,040	\$8,865,666
Total (Comprehensive Cost)	\$12,484,826	\$850,460	\$132,090	\$18,157	\$226,050	\$185,742	\$78,381	\$13,975,705

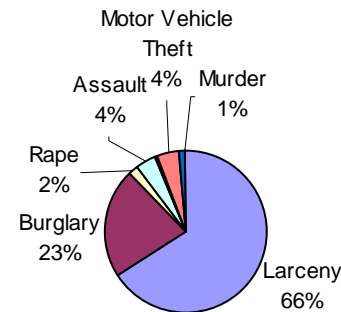
Traffic Crash Casualties



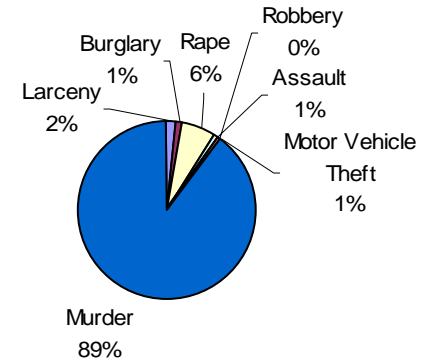
Traffic Crash Costs



Index Crimes



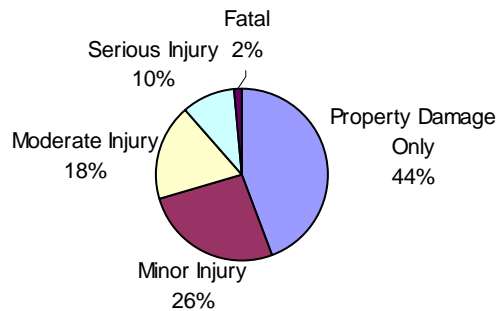
Index Crime Costs



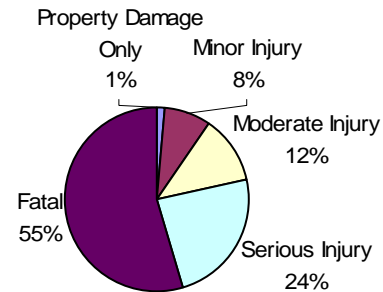
Leelanau County 2004 Alcohol-Involved Crashes

Traffic Crash Casualty Severity	Traffic Crash Casualties	Traffic Crash Costs
Property Damage Only	27	\$103,039
Minor Injury	16	\$650,610
Moderate Injury	11	\$954,968
Serious Injury	6	\$1,896,306
Fatal	1	\$4,378,799
Total	61	\$7,983,723
Average cost of traffic crash	\$130,881	

Traffic Crash Casualties



Traffic Crash Costs



Costs of Alcohol-Involved Traffic Crashes in Leelanau County (2004 Dollars)

	Fatal	Serious Injury	Moderate Injury	Minor Injury	Property Damage Only	Total
Medical Care	\$28,926	\$240,810	\$120,613	\$90,820	\$6,922	\$488,090
Future Earnings (Lost Wages)	\$1,511,242	\$642,747	\$253,275	\$184,114	\$28,358	\$2,619,736
Public Services	\$895	\$1,598	\$1,551	\$1,720	\$879	\$6,642
Property Damage and Loss	\$11,033	\$45,005	\$52,517	\$71,223	\$43,031	\$222,809
Subtotal (Monetary Costs)	\$1,552,095	\$930,159	\$427,956	\$347,876	\$79,190	\$3,337,276
Quality of Life	\$2,826,704	\$966,147	\$527,013	\$302,734	\$23,849	\$4,646,447
Total (Comprehensive Costs)	\$4,378,799	\$1,896,306	\$954,968	\$650,610	\$103,039	\$7,983,723

Lenawee County 2004

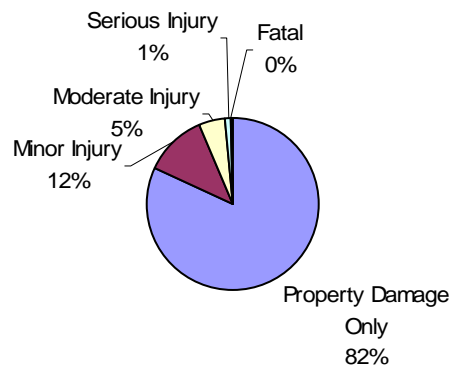
Traffic Crash Casualty Severity	Traffic Crash Casualties	Traffic Crash Costs
Property Damage Only	3969	\$11,605,018
Minor Injury	563	\$22,911,425
Moderate Injury	241	\$14,451,604
Serious Injury	60	\$12,711,142
Fatal	11	\$45,940,873
Total	4844	\$107,620,061
Average cost of traffic crash casualty	\$22,217	

Index Crime Category	Number of Index Crimes	Index Crime Costs
Larceny	1336	\$1,875,797
Burglary	381	\$1,286,684
Rape	73	\$12,722,383
Assault	201	\$2,707,230
Robbery	29	\$530,162
Motor Vehicle Theft	108	\$769,556
Murder	1	\$4,161,609
Total	2129	\$24,053,421
Average cost of index crime	\$11,298	

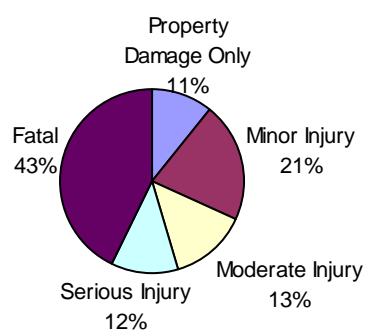
	Fatal	Serious Injury	Moderate Injury	Minor Injury	Property Damage Only	Total
Medical Care	\$318,181	\$1,461,940	\$1,661,931	\$2,899,456	\$652,107	\$6,993,615
Future Earnings (Lost Wages)	\$15,878,404	\$3,797,501	\$4,045,841	\$6,923,905	\$2,178,024	\$32,823,675
Public Services	\$9,841	\$11,400	\$29,700	\$59,412	\$129,211	\$239,563
Property Damage and Loss	\$121,363	\$359,150	\$1,099,445	\$2,507,010	\$6,325,524	\$10,412,492
Subtotal (Monetary Costs)	\$16,327,784	\$5,629,991	\$6,836,918	\$12,389,782	\$9,284,865	\$50,469,340
Quality of Life	\$29,613,086	\$7,081,151	\$7,614,686	\$10,521,643	\$2,320,152	\$57,150,718
Total (Comprehensive Costs)	\$45,940,873	\$12,711,142	\$14,451,604	\$22,911,425	\$11,605,018	\$107,620,061

	Murder	Rape	Assault	Robbery	Larceny	Burglary	Motor Vehicle Theft	Total
Medical Care	\$33,667	\$118,771	\$130,650	\$57,536	\$0	\$0	\$0	\$340,624
Future Earnings (Lost Wages)	\$1,487,425	\$375,635	\$337,023	\$70,303	\$32,943	\$11,867	\$9,811	\$2,325,007
Public Services	\$2,541	\$48,028	\$57,012	\$11,263	\$600,657	\$150,220	\$30,252	\$899,974
Property Damage and Loss	\$1,558	\$9,623	\$13,721	\$32,937	\$1,242,197	\$970,822	\$689,827	\$2,960,686
Subtotal (Monetary Costs)	\$1,525,191	\$552,026	\$538,479	\$172,028	\$1,875,797	\$1,132,909	\$729,891	\$6,526,321
Quality of Life	\$2,636,417	\$11,864,675	\$2,116,564	\$354,527	\$0	\$153,775	\$39,665	\$17,165,624
Total (Comprehensive Cost)	\$4,161,609	\$12,416,716	\$2,655,009	\$526,553	\$1,875,797	\$1,286,684	\$769,556	\$23,691,924

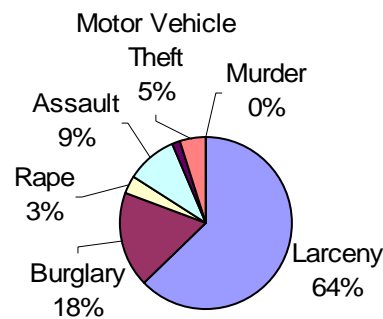
Traffic Crash Casualties



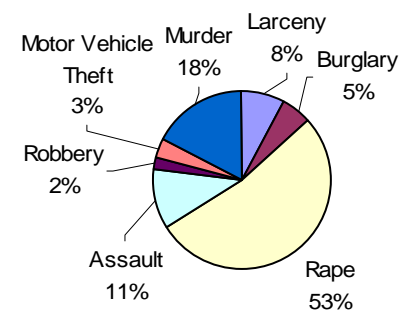
Traffic Crash Costs



Index Crimes



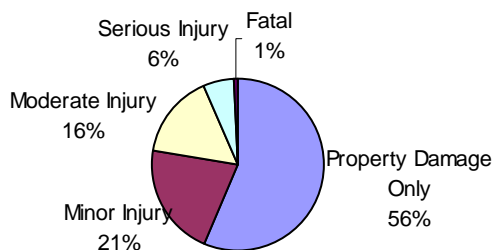
Index Crime Costs



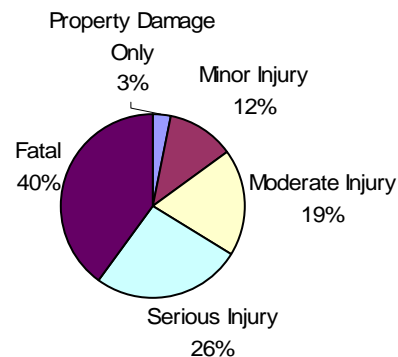
Lenawee County 2004 Alcohol-Involved Crashes

Traffic Crash Casualty Severity	Traffic Crash Casualties	Traffic Crash Costs
Property Damage Only	85	\$324,382
Minor Injury	32	\$1,301,221
Moderate Injury	24	\$2,083,568
Serious Injury	9	\$2,844,459
Fatal	1	\$4,378,799
Total	151	\$10,932,429
Average cost of traffic crash	\$72,400	

Traffic Crash Casualties



Traffic Crash Costs



Costs of Alcohol-Involved Traffic Crashes in Lenawee County (2004 Dollars)						
	Fatal	Serious Injury	Moderate Injury	Minor Injury	Property Damage Only	Total
Medical Care	\$28,926	\$361,215	\$263,155	\$181,640	\$21,791	\$856,726
Future Earnings (Lost Wages)	\$1,511,242	\$964,120	\$552,600	\$368,227	\$89,276	\$3,485,466
Public Services	\$895	\$2,396	\$3,384	\$3,440	\$2,767	\$12,881
Property Damage and Loss	\$11,033	\$67,507	\$114,583	\$142,446	\$135,467	\$471,036
Subtotal (Monetary Costs)	\$1,552,095	\$1,395,239	\$933,721	\$695,753	\$249,302	\$4,826,110
Quality of Life	\$2,826,704	\$1,449,221	\$1,149,846	\$605,468	\$75,080	\$6,106,318
Total (Comprehensive Costs)	\$4,378,799	\$2,844,459	\$2,083,568	\$1,301,221	\$324,382	\$10,932,429

Livingston County 2004

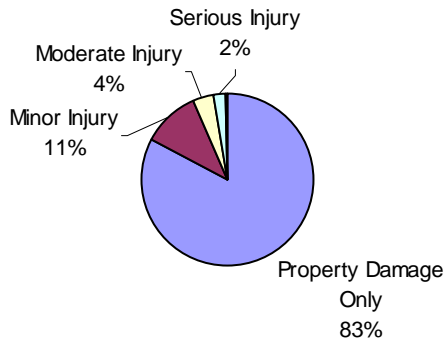
Traffic Crash Casualty Severity	Traffic Crash Casualties	Traffic Crash Costs
Property Damage Only	7734	\$22,613,556
Minor Injury	1028	\$41,834,715
Moderate Injury	391	\$23,446,378
Serious Injury	205	\$43,429,734
Fatal	30	\$125,293,290
Total	9388	\$256,617,674
Average cost of traffic crash casualty		\$27,335

Index Crime Category	Number of Index Crimes	Index Crime Costs
Larceny	1847	\$2,593,261
Burglary	505	\$1,705,447
Rape	41	\$6,973,772
Assault	147	\$1,941,723
Robbery	26	\$472,082
Motor Vehicle Theft	185	\$1,318,221
Murder	2	\$8,323,217
Total	2753	\$23,327,724
Average cost of index crime		\$8,474

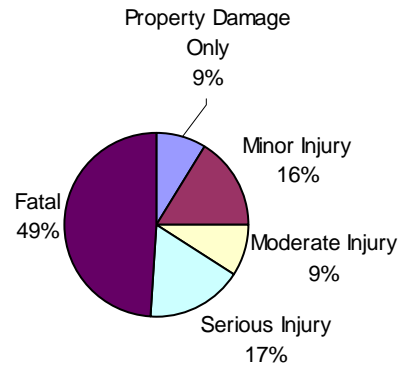
	Fatal	Serious Injury	Moderate Injury	Minor Injury	Property Damage Only	Total
Medical Care	\$867,765	\$4,994,961	\$2,696,328	\$5,294,211	\$1,270,697	\$15,123,963
Future Earnings (Lost Wages)	\$43,304,737	\$12,974,796	\$6,564,000	\$12,642,582	\$4,244,101	\$79,730,216
Public Services	\$26,838	\$38,951	\$48,185	\$108,481	\$251,780	\$474,235
Property Damage and Loss	\$330,990	\$1,227,094	\$1,783,748	\$4,577,631	\$12,325,926	\$20,245,389
Subtotal (Monetary Costs)	\$44,530,320	\$19,235,802	\$11,092,261	\$22,622,906	\$18,092,504	\$115,573,793
Quality of Life	\$80,762,961	\$24,193,932	\$12,354,117	\$19,211,810	\$4,521,053	\$141,043,872
Total (Comprehensive Costs)	\$125,293,290	\$43,429,734	\$23,446,378	\$41,834,715	\$22,613,556	\$256,617,674

	Murder	Rape	Assault	Robbery	Larceny	Burglary	Motor Vehicle Theft	Total
Medical Care	\$67,334	\$66,707	\$95,550	\$51,584	\$0	\$0	\$0	\$281,175
Future Earnings (Lost Wages)	\$2,974,849	\$210,973	\$246,479	\$63,030	\$45,543	\$15,729	\$16,806	\$3,573,410
Public Services	\$5,082	\$26,974	\$41,696	\$10,098	\$830,400	\$199,110	\$51,821	\$1,165,181
Property Damage and Loss	\$3,117	\$5,405	\$10,035	\$29,530	\$1,717,319	\$1,286,786	\$1,181,649	\$4,233,839
Subtotal (Monetary Costs)	\$3,050,382	\$310,042	\$393,813	\$154,232	\$2,593,261	\$1,501,625	\$1,250,276	\$9,253,631
Quality of Life	\$5,272,835	\$6,663,722	\$1,547,935	\$317,852	\$0	\$203,822	\$67,945	\$14,074,111
Total (Comprehensive Cost)	\$8,323,217	\$6,973,772	\$1,941,723	\$472,082	\$2,593,261	\$1,705,447	\$1,318,221	\$23,327,724

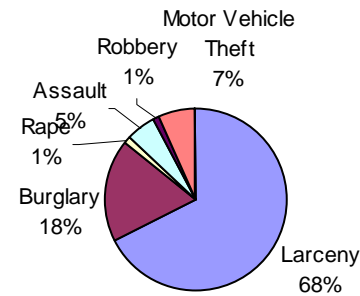
Traffic Crash Casualties



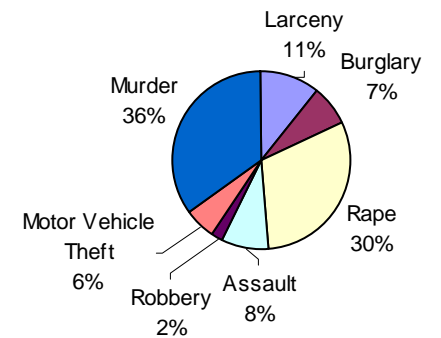
Traffic Crash Costs



Index Crimes



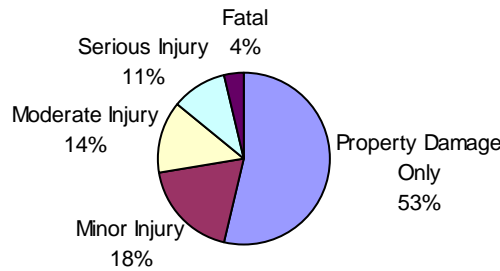
Index Crime Costs



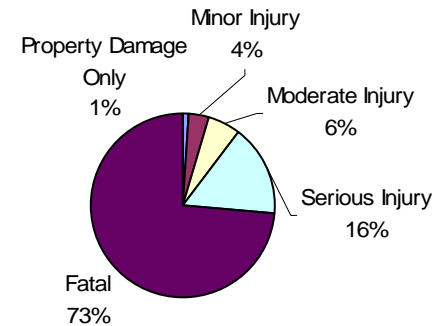
Livingston County 2004 Alcohol-Involved Crashes

Traffic Crash Casualty Severity	Traffic Crash Casualties	Traffic Crash Costs
Property Damage Only	215	\$820,495
Minor Injury	74	\$3,009,073
Moderate Injury	54	\$4,688,027
Serious Injury	43	\$13,590,195
Fatal	14	\$61,303,186
Total	400	\$83,410,977
Average cost of traffic crash	\$208,527	

Traffic Crash Casualties



Traffic Crash Costs



Costs of Alcohol-Involved Traffic Crashes in Livingston County (2004 Dollars)						
	Fatal	Serious Injury	Moderate Injury	Minor Injury	Property Damage Only	Total
Medical Care	\$404,957	\$1,725,803	\$592,098	\$420,042	\$55,120	\$3,198,020
Future Earnings (Lost Wages)	\$21,157,393	\$4,606,353	\$1,243,350	\$851,526	\$225,817	\$28,084,438
Public Services	\$12,524	\$11,449	\$7,613	\$7,955	\$6,999	\$46,540
Property Damage and Loss	\$154,462	\$322,535	\$257,812	\$329,405	\$342,652	\$1,406,867
Subtotal (Monetary Costs)	\$21,729,330	\$6,666,140	\$2,100,873	\$1,608,928	\$630,588	\$32,735,859
Quality of Life	\$39,573,851	\$6,924,056	\$2,587,154	\$1,400,145	\$189,907	\$50,675,113
Total (Comprehensive Costs)	\$61,303,186	\$13,590,195	\$4,688,027	\$3,009,073	\$820,495	\$83,410,977

Luce County 2004

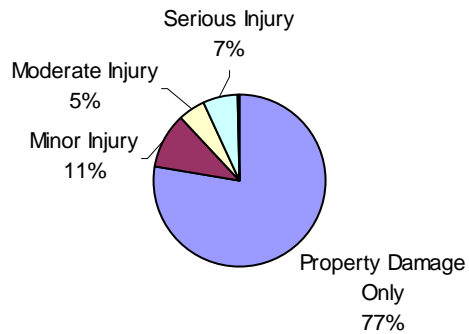
Traffic Crash Casualty Severity	Traffic Crash Casualties	Traffic Crash Costs
Property Damage Only	241	\$704,663
Minor Injury	33	\$1,342,943
Moderate Injury	15	\$899,477
Serious Injury	21	\$4,448,900
Fatal	1	\$4,176,443
Total	311	\$11,572,427
Average cost of traffic crash casualty	\$37,210	

Index Crime Category	Number of Index Crimes	Index Crime Costs
Larceny	34	\$47,737
Burglary	21	\$70,920
Rape	11	\$1,871,012
Assault	6	\$79,254
Robbery	0	\$0
Motor Vehicle Theft	10	\$71,255
Murder	0	\$0
Total	82	\$2,140,178
Average cost of index crime	\$26,100	

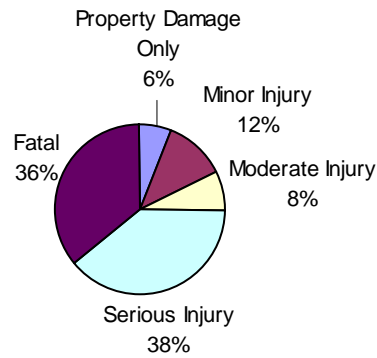
Costs of Traffic Crashes in Luce County (2004 Dollars)						
	Fatal	Serious Injury	Moderate Injury	Minor Injury	Property Damage Only	Total
Medical Care	\$28,926	\$511,679	\$103,440	\$169,950	\$39,596	\$853,591
Future Earnings (Lost Wages)	\$1,443,491	\$1,329,125	\$251,816	\$405,842	\$132,251	\$3,562,525
Public Services	\$895	\$3,990	\$1,849	\$3,482	\$7,846	\$18,061
Property Damage and Loss	\$11,033	\$125,702	\$68,430	\$146,947	\$384,090	\$736,202
Subtotal (Monetary Costs)	\$1,484,344	\$1,970,497	\$425,534	\$726,222	\$563,782	\$5,170,379
Quality of Life	\$2,692,099	\$2,478,403	\$473,943	\$616,722	\$140,881	\$6,402,047
Total (Comprehensive Costs)	\$4,176,443	\$4,448,900	\$899,477	\$1,342,943	\$704,663	\$11,572,427

Costs of Index Crimes in Luce County (2004 Dollars)								
	Murder	Rape	Assault	Robbery	Larceny	Burglary	Motor Vehicle Theft	Total
Medical Care	\$0	\$17,897	\$3,900	\$0	\$0	\$0	\$0	\$21,797
Future Earnings (Lost Wages)	\$0	\$56,603	\$10,060	\$0	\$838	\$654	\$908	\$69,064
Public Services	\$0	\$7,237	\$1,702	\$0	\$15,286	\$8,280	\$2,801	\$35,306
Property Damage and Loss	\$0	\$1,450	\$410	\$0	\$31,613	\$53,510	\$63,873	\$150,855
Subtotal (Monetary Costs)	\$0	\$83,182	\$16,074	\$0	\$47,737	\$62,444	\$67,582	\$277,020
Quality of Life	\$0	\$1,787,828	\$63,181	\$0	\$0	\$8,476	\$3,673	\$1,863,157
Total (Comprehensive Cost)	\$0	\$1,871,012	\$79,254	\$0	\$47,737	\$70,920	\$71,255	\$2,140,178

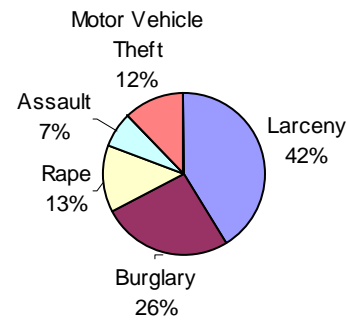
Traffic Crash Casualties



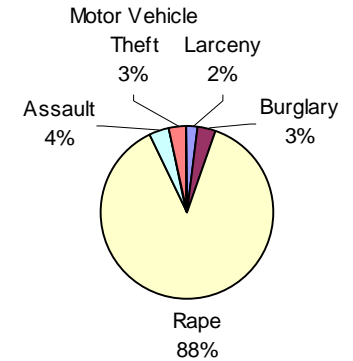
Traffic Crash Costs



Index Crimes



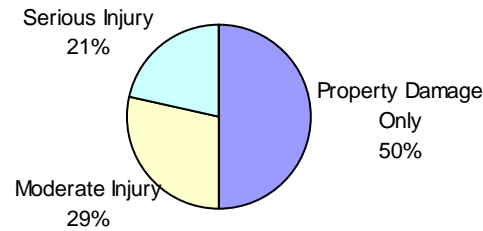
Index Crime Costs



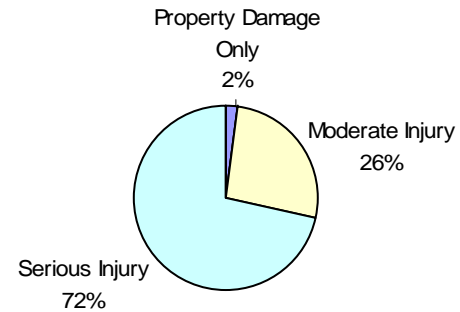
Luce County 2004 Alcohol-Involved Crashes

Traffic Crash Casualty Severity	Traffic Crash Casualties	Traffic Crash Costs
Property Damage Only	7	\$26,714
Minor Injury	0	\$0
Moderate Injury	4	\$347,261
Serious Injury	3	\$948,153
Fatal	0	\$0
Total	14	\$1,322,128
Average cost of traffic crash	\$94,438	

Traffic Crash Casualties



Traffic Crash Costs



Costs of Alcohol-Involved Traffic Crashes in Luce County (2004 Dollars)

	Fatal	Serious Injury	Moderate Injury	Minor Injury	Property Damage Only	Total
Medical Care	\$0	\$120,405	\$43,859	\$0	\$1,795	\$166,059
Future Earnings (Lost Wages)	\$0	\$321,373	\$92,100	\$0	\$7,352	\$420,826
Public Services	\$0	\$799	\$564	\$0	\$228	\$1,591
Property Damage and Loss	\$0	\$22,502	\$19,097	\$0	\$11,156	\$52,756
Subtotal (Monetary Costs)	\$0	\$465,080	\$155,620	\$0	\$20,531	\$641,231
Quality of Life	\$0	\$483,074	\$191,641	\$0	\$6,183	\$680,898
Total (Comprehensive Costs)	\$0	\$948,153	\$347,261	\$0	\$26,714	\$1,322,128

Mackinac County 2004

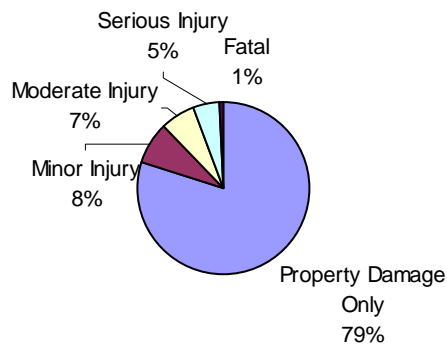
Traffic Crash Casualty Severity	Traffic Crash Casualties	Traffic Crash Costs
Property Damage Only	808	\$2,362,523
Minor Injury	82	\$3,337,010
Moderate Injury	69	\$4,137,596
Serious Injury	49	\$10,380,766
Fatal	7	\$29,235,101
Total	1015	\$49,452,996
Average cost of traffic crash casualty		\$48,722

Index Crime Category	Number of Index Crimes	Index Crime Costs
Larceny	145	\$203,586
Burglary	60	\$202,627
Rape	9	\$1,530,828
Assault	13	\$171,717
Robbery	0	\$0
Motor Vehicle Theft	13	\$92,632
Murder	0	\$0
Total	240	\$2,201,390
Average cost of index crime		\$9,172

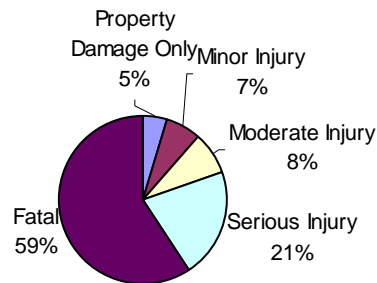
	Fatal	Serious Injury	Moderate Injury	Minor Injury	Property Damage Only	Total
Medical Care	\$202,479	\$1,193,918	\$475,823	\$422,301	\$132,754	\$2,427,274
Future Earnings (Lost Wages)	\$10,104,439	\$3,101,293	\$1,158,353	\$1,008,455	\$443,397	\$15,815,936
Public Services	\$6,262	\$9,310	\$8,503	\$8,653	\$26,304	\$59,033
Property Damage and Loss	\$77,231	\$293,305	\$314,779	\$365,142	\$1,287,736	\$2,338,193
Subtotal (Monetary Costs)	\$10,390,408	\$4,597,826	\$1,957,458	\$1,804,551	\$1,890,192	\$20,640,434
Quality of Life	\$18,844,691	\$5,782,940	\$2,180,138	\$1,532,460	\$472,331	\$28,812,560
Total (Comprehensive Costs)	\$29,235,101	\$10,380,766	\$4,137,596	\$3,337,010	\$2,362,523	\$49,452,996

	Murder	Rape	Assault	Robbery	Larceny	Burglary	Motor Vehicle Theft	Total
Medical Care	\$0	\$14,643	\$8,450	\$0	\$0	\$0	\$0	\$23,093
Future Earnings (Lost Wages)	\$0	\$46,311	\$21,797	\$0	\$3,575	\$1,869	\$1,181	\$74,734
Public Services	\$0	\$5,921	\$3,687	\$0	\$65,191	\$23,657	\$3,641	\$102,098
Property Damage and Loss	\$0	\$1,186	\$887	\$0	\$134,819	\$152,885	\$83,035	\$372,813
Subtotal (Monetary Costs)	\$0	\$68,058	\$34,827	\$0	\$203,586	\$178,411	\$87,857	\$572,739
Quality of Life	\$0	\$1,462,768	\$136,892	\$0	\$0	\$24,217	\$4,775	\$1,628,651
Total (Comprehensive Cost)	\$0	\$1,530,828	\$171,717	\$0	\$203,586	\$202,627	\$92,632	\$2,201,390

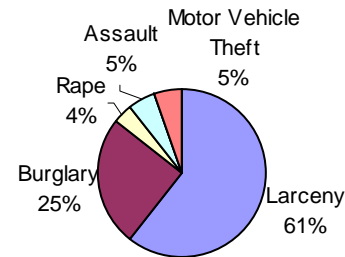
Traffic Crash Casualties



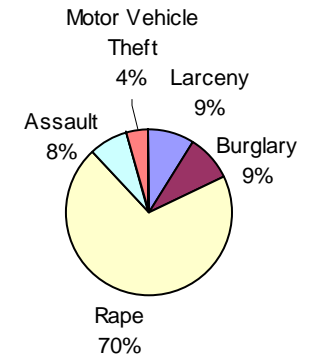
Traffic Crash Costs



Index Crimes



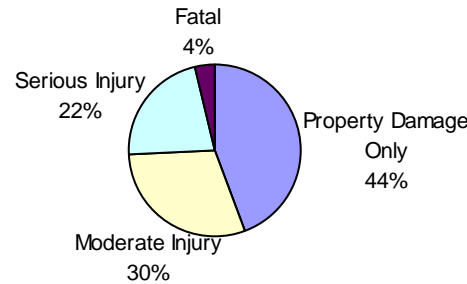
Index Crime Costs



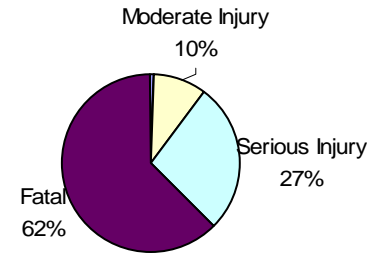
Mackinac County 2004 Alcohol-Involved Crashes

Traffic Crash Casualty Severity	Traffic Crash Casualties	Traffic Crash Costs
Property Damage Only	12	\$45,795
Minor Injury	0	\$0
Moderate Injury	8	\$694,523
Serious Injury	6	\$1,896,306
Fatal	1	\$4,378,799
Total	27	\$7,015,423
Average cost of traffic crash	\$259,830	

Traffic Crash Casualties



Traffic Crash Costs



Costs of Alcohol-Involved Traffic Crashes in Mackinac County (2004 Dollars)

	Fatal	Serious Injury	Moderate Injury	Minor Injury	Property Damage Only	Total
Medical Care	\$28,926	\$240,810	\$87,718	\$0	\$3,076	\$360,530
Future Earnings (Lost Wages)	\$1,511,242	\$642,747	\$184,200	\$0	\$12,604	\$2,350,793
Public Services	\$895	\$1,598	\$1,128	\$0	\$391	\$4,011
Property Damage and Loss	\$11,033	\$45,005	\$38,194	\$0	\$19,125	\$113,357
Subtotal (Monetary Costs)	\$1,552,095	\$930,159	\$311,240	\$0	\$35,196	\$2,828,690
Quality of Life	\$2,826,704	\$966,147	\$383,282	\$0	\$10,599	\$4,186,732
Total (Comprehensive Costs)	\$4,378,799	\$1,896,306	\$694,523	\$0	\$45,795	\$7,015,423

Macomb County 2004

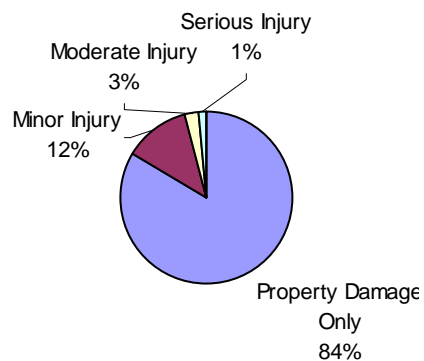
Traffic Crash Casualty Severity	Traffic Crash Casualties	Traffic Crash Costs
Property Damage Only	37979	\$111,047,357
Minor Injury	5577	\$226,957,401
Moderate Injury	1334	\$79,993,526
Serious Injury	532	\$112,705,456
Fatal	53	\$221,351,479
Total	45475	\$752,055,219
Average cost of traffic crash casualty		\$16,538

Index Crime Category	Number of Index Crimes	Index Crime Costs
Larceny	13430	\$18,856,253
Burglary	2798	\$9,449,191
Rape	244	\$41,502,448
Assault	1682	\$22,217,538
Robbery	489	\$8,878,773
Motor Vehicle Theft	3342	\$23,813,490
Murder	17	\$70,747,345
Total	22002	\$195,465,037
Average cost of index crime		\$8,884

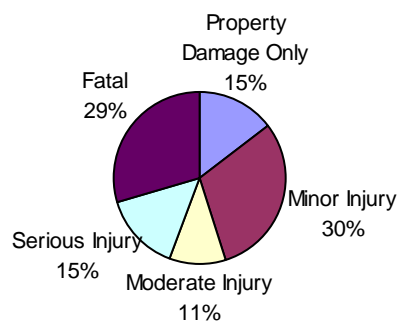
Costs of Traffic Crashes in Macomb County (2004 Dollars)						
	Fatal	Serious Injury	Moderate Injury	Minor Injury	Property Damage Only	Total
Medical Care	\$1,533,052	\$12,962,534	\$9,199,237	\$28,721,612	\$6,239,951	\$58,656,386
Future Earnings (Lost Wages)	\$76,505,036	\$33,671,178	\$22,394,823	\$68,587,240	\$20,841,311	\$221,999,587
Public Services	\$47,414	\$101,081	\$164,397	\$588,522	\$1,236,406	\$2,137,820
Property Damage and Loss	\$584,749	\$3,184,459	\$6,085,727	\$24,834,091	\$60,528,363	\$95,217,389
Subtotal (Monetary Costs)	\$78,670,232	\$49,919,252	\$37,844,184	\$122,731,465	\$88,846,031	\$378,011,164
Quality of Life	\$142,681,231	\$62,786,204	\$42,149,342	\$104,225,936	\$22,201,326	\$374,044,038
Total (Comprehensive Costs)	\$221,351,479	\$112,705,456	\$79,993,526	\$226,957,401	\$111,047,357	\$752,055,219

Costs of Index Crimes in Macomb County (2004 Dollars)								
	Murder	Rape	Assault	Robbery	Larceny	Burglary	Motor Vehicle Theft	Total
Medical Care	\$572,342	\$396,988	\$1,093,300	\$970,176	\$0	\$0	\$0	\$3,032,806
Future Earnings (Lost Wages)	\$25,286,219	\$1,255,548	\$2,820,258	\$1,185,458	\$331,154	\$87,148	\$303,602	\$31,269,387
Public Services	\$43,197	\$160,531	\$477,090	\$189,924	\$6,038,044	\$1,103,188	\$936,139	\$8,948,113
Property Damage and Loss	\$26,491	\$32,164	\$114,818	\$555,384	\$12,487,055	\$7,129,557	\$21,346,328	\$41,691,797
Subtotal (Monetary Costs)	\$25,928,249	\$1,845,128	\$4,506,078	\$2,900,748	\$18,856,253	\$8,319,893	\$22,586,070	\$84,942,419
Quality of Life	\$44,819,096	\$39,657,270	\$17,711,744	\$5,978,058	\$0	\$1,129,298	\$1,227,420	\$110,522,885
Total (Comprehensive Cost)	\$70,747,345	\$41,502,448	\$22,217,538	\$8,878,773	\$18,856,253	\$9,449,191	\$23,813,490	\$195,465,037

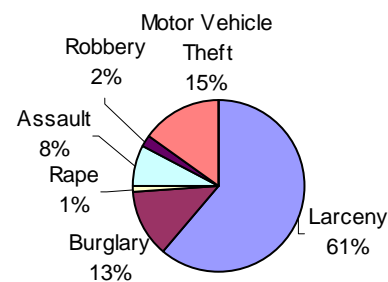
Traffic Crash Casualties



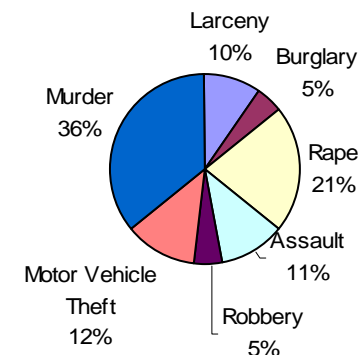
Traffic Crash Costs



Index Crimes



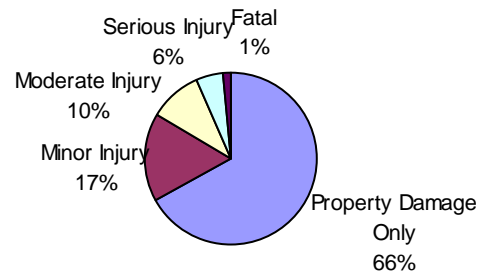
Index Crime Costs



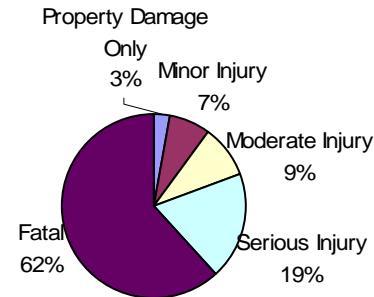
Macomb County 2004 Alcohol-Involved Crashes

Traffic Crash Casualty Severity	Traffic Crash Casualties	Traffic Crash Costs
Property Damage Only	1142	\$4,358,166
Minor Injury	282	\$11,467,007
Moderate Injury	166	\$14,411,343
Serious Injury	94	\$29,708,799
Fatal	22	\$96,333,578
Total	1706	\$156,278,893
Average cost of traffic crash	\$91,605	

Traffic Crash Casualties



Traffic Crash Costs



Costs of Alcohol-Involved Traffic Crashes in Macomb County (2004 Dollars)						
	Fatal	Serious Injury	Moderate Injury	Minor Injury	Property Damage Only	Total
Medical Care	\$636,361	\$3,772,685	\$1,820,153	\$1,600,702	\$292,775	\$8,122,676
Future Earnings (Lost Wages)	\$33,247,331	\$10,069,702	\$3,822,151	\$3,245,003	\$1,199,454	\$51,583,641
Public Services	\$19,681	\$25,028	\$23,403	\$30,313	\$37,178	\$135,603
Property Damage and Loss	\$242,726	\$705,077	\$792,533	\$1,255,302	\$1,820,042	\$4,815,680
Subtotal (Monetary Costs)	\$34,146,090	\$14,572,491	\$6,458,240	\$6,131,319	\$3,349,449	\$64,657,591
Quality of Life	\$62,187,480	\$15,136,308	\$7,953,102	\$5,335,688	\$1,008,716	\$91,621,294
Total (Comprehensive Costs)	\$96,333,578	\$29,708,799	\$14,411,343	\$11,467,007	\$4,358,166	\$156,278,893

Manistee County 2004

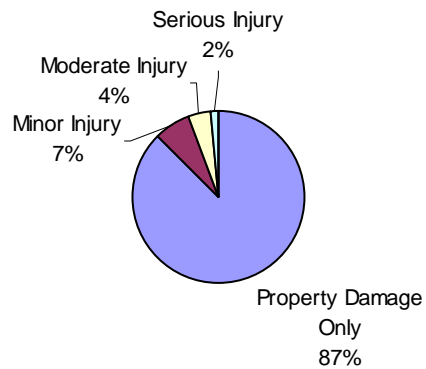
Traffic Crash Casualty Severity	Traffic Crash Casualties	Traffic Crash Costs
Property Damage Only	1173	\$3,429,752
Minor Injury	89	\$3,621,877
Moderate Injury	55	\$3,298,084
Serious Injury	21	\$4,448,900
Fatal	1	\$4,176,443
Total	1339	\$18,975,056
Average cost of traffic crash casualty	\$14,171	

Index Crime Category	Number of Index Crimes	Index Crime Costs
Larceny	290	\$407,172
Burglary	135	\$455,912
Rape	22	\$3,742,024
Assault	30	\$396,270
Robbery	1	\$18,157
Motor Vehicle Theft	26	\$185,264
Murder	1	\$4,161,609
Total	505	\$9,366,406
Average cost of index crime	\$18,547	

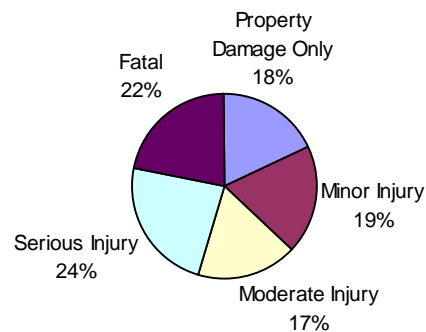
	Fatal	Serious Injury	Moderate Injury	Minor Injury	Property Damage Only	Total
Medical Care	\$28,926	\$511,679	\$379,279	\$458,351	\$192,724	\$1,570,958
Future Earnings (Lost Wages)	\$1,443,491	\$1,329,125	\$923,325	\$1,094,543	\$643,694	\$5,434,178
Public Services	\$895	\$3,990	\$6,778	\$9,392	\$38,187	\$59,242
Property Damage and Loss	\$11,033	\$125,702	\$250,911	\$396,312	\$1,869,448	\$2,653,407
Subtotal (Monetary Costs)	\$1,484,344	\$1,970,497	\$1,560,292	\$1,958,598	\$2,744,053	\$9,717,784
Quality of Life	\$2,692,099	\$2,478,403	\$1,737,791	\$1,663,279	\$685,699	\$9,257,271
Total (Comprehensive Costs)	\$4,176,443	\$4,448,900	\$3,298,084	\$3,621,877	\$3,429,752	\$18,975,056

	Murder	Rape	Assault	Robbery	Larceny	Burglary	Motor Vehicle Theft	Total
Medical Care	\$33,667	\$35,794	\$19,500	\$1,984	\$0	\$0	\$0	\$90,945
Future Earnings (Lost Wages)	\$1,487,425	\$113,205	\$50,302	\$2,424	\$7,151	\$4,205	\$2,362	\$1,667,073
Public Services	\$2,541	\$14,474	\$8,509	\$388	\$130,382	\$53,227	\$7,283	\$216,805
Property Damage and Loss	\$1,558	\$2,900	\$2,048	\$1,136	\$269,639	\$343,992	\$166,070	\$787,342
Subtotal (Monetary Costs)	\$1,525,191	\$166,364	\$80,370	\$5,932	\$407,172	\$401,424	\$175,714	\$2,762,168
Quality of Life	\$2,636,417	\$3,575,656	\$315,905	\$12,225	\$0	\$54,487	\$9,549	\$6,604,239
Total (Comprehensive Cost)	\$4,161,609	\$3,742,024	\$396,270	\$18,157	\$407,172	\$455,912	\$185,264	\$9,366,406

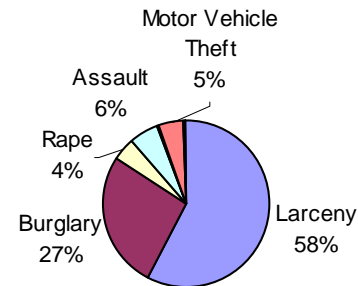
Traffic Crash Casualties



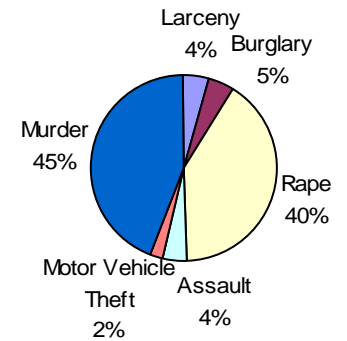
Traffic Crash Costs



Index Crimes



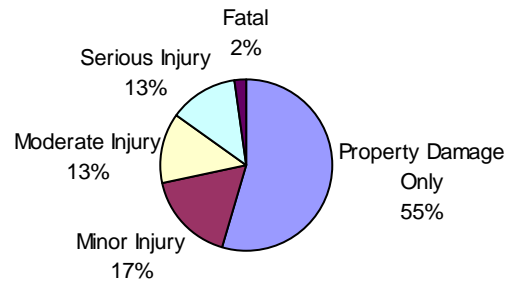
Index Crime Costs



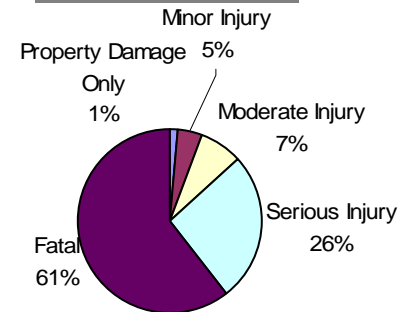
Manistee County 2004 Alcohol-Involved Crashes

Traffic Crash Casualty Severity	Traffic Crash Casualties	Traffic Crash Costs
Property Damage Only	25	\$95,406
Minor Injury	8	\$325,305
Moderate Injury	6	\$520,892
Serious Injury	6	\$1,896,306
Fatal	1	\$4,378,799
Total	46	\$7,216,709
Average cost of traffic crash	\$156,885	

Traffic Crash Casualties



Traffic Crash Costs



Costs of Alcohol-Involved Traffic Crashes in Manistee County (2004 Dollars)

	Fatal	Serious Injury	Moderate Injury	Minor Injury	Property Damage Only	Total
Medical Care	\$28,926	\$240,810	\$65,789	\$45,410	\$6,409	\$387,343
Future Earnings (Lost Wages)	\$1,511,242	\$642,747	\$138,150	\$92,057	\$26,258	\$2,410,454
Public Services	\$895	\$1,598	\$846	\$860	\$814	\$5,012
Property Damage and Loss	\$11,033	\$45,005	\$28,646	\$35,611	\$39,843	\$160,138
Subtotal (Monetary Costs)	\$1,552,095	\$930,159	\$233,430	\$173,938	\$73,324	\$2,962,947
Quality of Life	\$2,826,704	\$966,147	\$287,462	\$151,367	\$22,082	\$4,253,762
Total (Comprehensive Costs)	\$4,378,799	\$1,896,306	\$520,892	\$325,305	\$95,406	\$7,216,709

Marquette County 2004

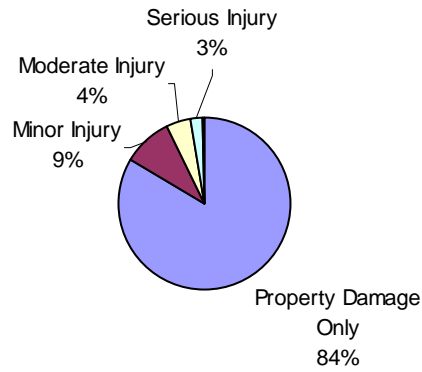
Traffic Crash Casualty Severity	Traffic Crash Casualties	Traffic Crash Costs
Property Damage Only	3279	\$9,587,516
Minor Injury	361	\$14,690,985
Moderate Injury	173	\$10,373,973
Serious Injury	99	\$20,973,384
Fatal	7	\$29,235,101
Total	3919	\$84,860,959
Average cost of traffic crash casualty		\$21,654

Index Crime Category	Number of Index Crimes	Index Crime Costs
Larceny	1026	\$1,440,545
Burglary	243	\$820,641
Rape	38	\$6,463,496
Assault	50	\$660,450
Robbery	4	\$72,628
Motor Vehicle Theft	68	\$484,535
Murder	0	\$0
Total	1429	\$9,942,295
Average cost of index crime		\$6,958

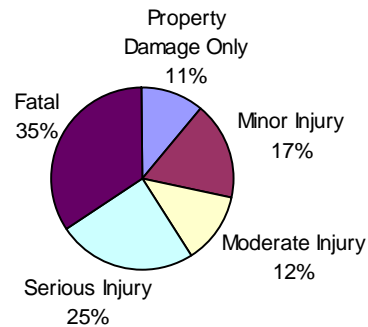
	Fatal	Serious Injury	Moderate Injury	Minor Injury	Property Damage Only	Total
Medical Care	\$202,479	\$2,412,201	\$1,193,004	\$1,859,154	\$538,740	\$6,205,578
Future Earnings (Lost Wages)	\$10,104,439	\$6,265,877	\$2,904,276	\$4,439,662	\$1,799,380	\$25,513,634
Public Services	\$6,262	\$18,810	\$21,320	\$38,095	\$106,748	\$191,235
Property Damage and Loss	\$77,231	\$592,597	\$789,228	\$1,607,514	\$5,225,849	\$8,292,419
Subtotal (Monetary Costs)	\$10,390,408	\$9,289,485	\$4,907,829	\$7,944,425	\$7,670,716	\$40,202,863
Quality of Life	\$18,844,691	\$11,683,899	\$5,466,144	\$6,746,560	\$1,916,800	\$44,658,093
Total (Comprehensive Costs)	\$29,235,101	\$20,973,384	\$10,373,973	\$14,690,985	\$9,587,516	\$84,860,959

	Murder	Rape	Assault	Robbery	Larceny	Burglary	Motor Vehicle Theft	Total
Medical Care	\$0	\$61,826	\$32,500	\$7,936	\$0	\$0	\$0	\$102,262
Future Earnings (Lost Wages)	\$0	\$195,536	\$83,836	\$9,697	\$25,299	\$7,569	\$6,177	\$328,115
Public Services	\$0	\$25,001	\$14,182	\$1,554	\$461,283	\$95,809	\$19,048	\$616,877
Property Damage and Loss	\$0	\$5,009	\$3,413	\$4,543	\$953,963	\$619,186	\$434,336	\$2,020,450
Subtotal (Monetary Costs)	\$0	\$287,356	\$133,950	\$23,728	\$1,440,545	\$722,564	\$459,561	\$3,067,704
Quality of Life	\$0	\$6,176,132	\$526,508	\$48,900	\$0	\$98,077	\$24,974	\$6,874,592
Total (Comprehensive Cost)	\$0	\$6,463,496	\$660,450	\$72,628	\$1,440,545	\$820,641	\$484,535	\$9,942,295

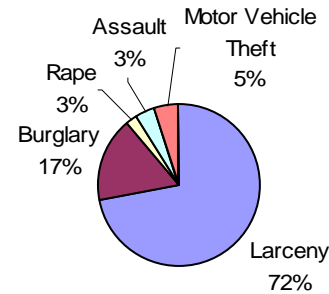
Traffic Crash Casualties



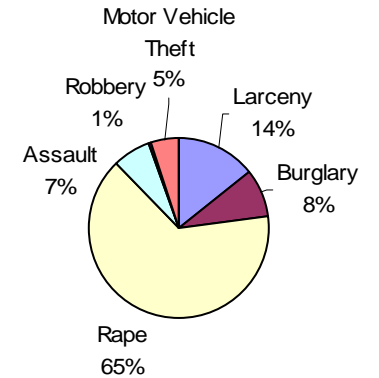
Traffic Crash Costs



Index Crimes



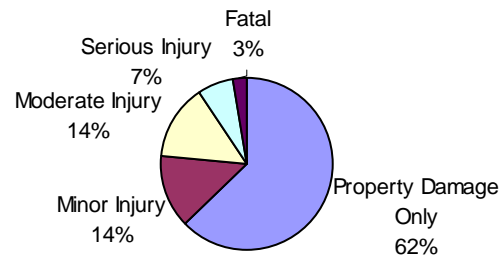
Index Crime Costs



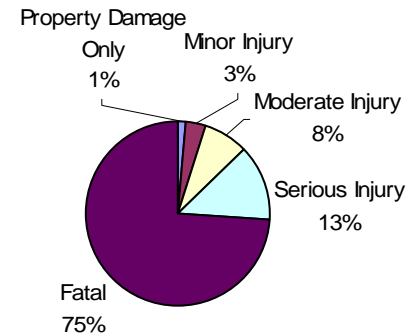
Marquette County 2004 Alcohol-Involved Crashes

Traffic Crash Casualty Severity	Traffic Crash Casualties	Traffic Crash Costs
Property Damage Only	93	\$354,912
Minor Injury	20	\$813,263
Moderate Injury	21	\$1,823,122
Serious Injury	10	\$3,160,511
Fatal	4	\$17,515,196
Total	148	\$23,667,003
Average cost of traffic crash	\$159,912	

Traffic Crash Casualties



Traffic Crash Costs



Costs of Alcohol-Involved Traffic Crashes in Marquette County (2004 Dollars)

	Fatal	Serious Injury	Moderate Injury	Minor Injury	Property Damage Only	Total
Medical Care	\$115,702	\$401,349	\$230,260	\$113,525	\$23,842	\$884,679
Future Earnings (Lost Wages)	\$6,044,969	\$1,071,245	\$483,525	\$230,142	\$97,679	\$7,927,560
Public Services	\$3,578	\$2,663	\$2,961	\$2,150	\$3,028	\$14,379
Property Damage and Loss	\$44,132	\$75,008	\$100,260	\$89,028	\$148,217	\$456,646
Subtotal (Monetary Costs)	\$6,208,380	\$1,550,265	\$817,006	\$434,845	\$272,766	\$9,283,263
Quality of Life	\$11,306,815	\$1,610,246	\$1,006,115	\$378,418	\$82,146	\$14,383,739
Total (Comprehensive Costs)	\$17,515,196	\$3,160,511	\$1,823,122	\$813,263	\$354,912	\$23,667,003

Mason County 2004

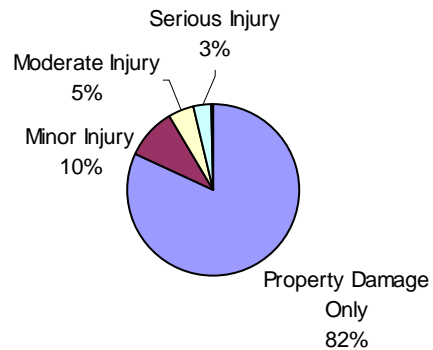
Traffic Crash Casualty Severity	Traffic Crash Casualties	Traffic Crash Costs
Property Damage Only	1757	\$5,137,318
Minor Injury	209	\$8,505,307
Moderate Injury	104	\$6,236,377
Serious Injury	70	\$14,829,665
Fatal	6	\$25,058,658
Total	2146	\$59,767,325
Average cost of traffic crash casualty		\$27,851

Index Crime Category	Number of Index Crimes	Index Crime Costs
Larceny	651	\$914,030
Burglary	178	\$601,128
Rape	29	\$4,932,668
Assault	63	\$832,167
Robbery	4	\$72,628
Motor Vehicle Theft	20	\$142,510
Murder	3	\$12,484,826
Total	948	\$19,979,957
Average cost of index crime		\$21,076

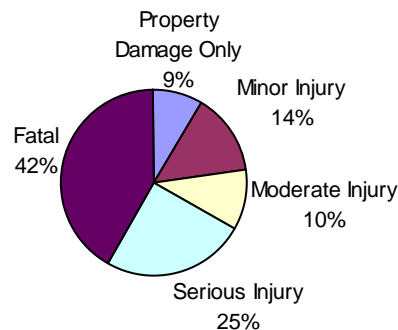
	Fatal	Serious Injury	Moderate Injury	Minor Injury	Property Damage Only	Total
Medical Care	\$173,553	\$1,705,597	\$717,182	\$1,076,352	\$288,675	\$3,961,359
Future Earnings (Lost Wages)	\$8,660,947	\$4,430,418	\$1,745,923	\$2,570,330	\$964,169	\$18,371,788
Public Services	\$5,368	\$13,300	\$12,817	\$22,055	\$57,199	\$110,739
Property Damage and Loss	\$66,198	\$419,008	\$474,449	\$930,666	\$2,800,188	\$4,690,509
Subtotal (Monetary Costs)	\$8,906,064	\$6,568,323	\$2,950,371	\$4,599,404	\$4,110,231	\$27,134,393
Quality of Life	\$16,152,592	\$8,261,343	\$3,286,006	\$3,905,903	\$1,027,087	\$32,632,930
Total (Comprehensive Costs)	\$25,058,658	\$14,829,665	\$6,236,377	\$8,505,307	\$5,137,318	\$59,767,325

	Murder	Rape	Assault	Robbery	Larceny	Burglary	Motor Vehicle Theft	Total
Medical Care	\$101,002	\$47,183	\$40,950	\$7,936	\$0	\$0	\$0	\$197,071
Future Earnings (Lost Wages)	\$4,462,274	\$149,225	\$105,634	\$9,697	\$16,052	\$5,544	\$1,817	\$4,750,243
Public Services	\$7,623	\$19,079	\$17,870	\$1,554	\$292,686	\$70,181	\$5,602	\$414,595
Property Damage and Loss	\$4,675	\$3,823	\$4,301	\$4,543	\$605,292	\$453,560	\$127,746	\$1,203,939
Subtotal (Monetary Costs)	\$4,575,573	\$219,298	\$168,777	\$23,728	\$914,030	\$529,286	\$135,165	\$6,565,857
Quality of Life	\$7,909,252	\$4,713,364	\$663,401	\$48,900	\$0	\$71,842	\$7,345	\$13,414,105
Total (Comprehensive Cost)	\$12,484,826	\$4,932,668	\$832,167	\$72,628	\$914,030	\$601,128	\$142,510	\$19,979,957

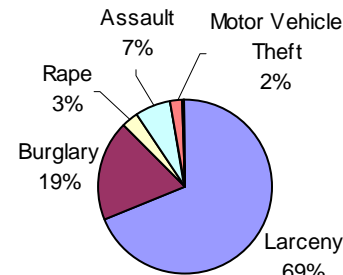
Traffic Crash Casualties



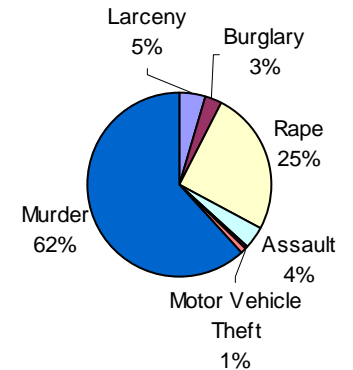
Traffic Crash Costs



Index Crimes



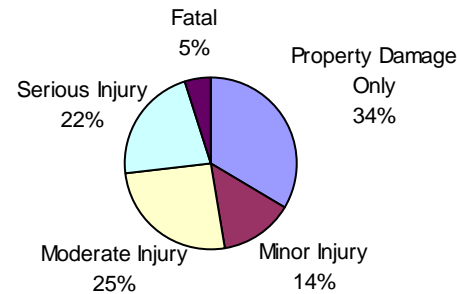
Index Crime Costs



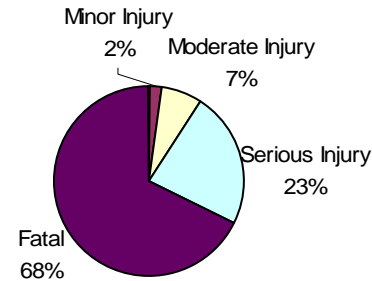
Mason County 2004 Alcohol-Involved Crashes

Traffic Crash Casualty Severity	Traffic Crash Casualties	Traffic Crash Costs
Property Damage Only	21	\$80,141
Minor Injury	9	\$365,968
Moderate Injury	16	\$1,389,045
Serious Injury	14	\$4,424,715
Fatal	3	\$13,136,397
Total	63	\$19,396,267
Average cost of traffic crash	\$307,877	

Traffic Crash Casualties



Traffic Crash Costs



Costs of Alcohol-Involved Traffic Crashes in Mason County (2004 Dollars)						
	Fatal	Serious Injury	Moderate Injury	Minor Injury	Property Damage Only	Total
Medical Care	\$86,777	\$561,889	\$175,436	\$51,086	\$5,384	\$880,572
Future Earnings (Lost Wages)	\$4,533,727	\$1,499,743	\$368,400	\$103,564	\$22,057	\$6,527,490
Public Services	\$2,684	\$3,728	\$2,256	\$967	\$684	\$10,318
Property Damage and Loss	\$33,099	\$105,011	\$76,389	\$40,063	\$33,468	\$288,030
Subtotal (Monetary Costs)	\$4,656,285	\$2,170,371	\$622,481	\$195,680	\$61,592	\$7,706,410
Quality of Life	\$8,480,111	\$2,254,344	\$766,564	\$170,288	\$18,549	\$11,689,856
Total (Comprehensive Costs)	\$13,136,397	\$4,424,715	\$1,389,045	\$365,968	\$80,141	\$19,396,267

Mecosta County 2004

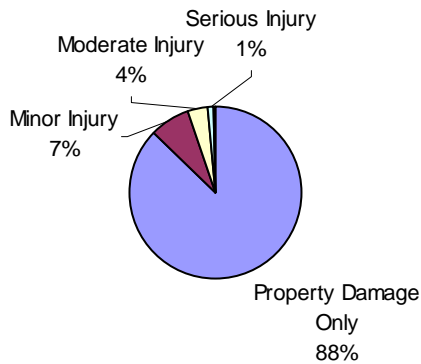
Traffic Crash Casualty Severity	Traffic Crash Casualties	Traffic Crash Costs
Property Damage Only	2736	\$7,999,831
Minor Injury	234	\$9,522,688
Moderate Injury	116	\$6,955,959
Serious Injury	42	\$8,897,799
Fatal	5	\$20,882,215
Total	3133	\$54,258,492
Average cost of traffic crash casualty	\$17,318	

Index Crime Category	Number of Index Crimes	Index Crime Costs
Larceny	911	\$1,279,080
Burglary	258	\$871,298
Rape	31	\$5,272,852
Assault	61	\$805,749
Robbery	6	\$108,942
Motor Vehicle Theft	60	\$427,531
Murder	1	\$4,161,609
Total	1328	\$12,927,061
Average cost of index crime	\$9,734	

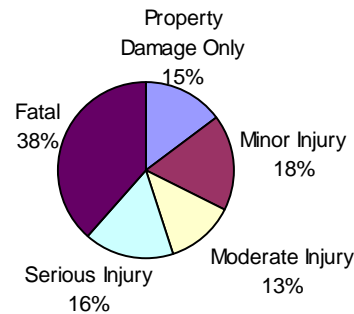
	Fatal	Serious Injury	Moderate Injury	Minor Injury	Property Damage Only	Total
Medical Care	\$144,628	\$1,023,358	\$799,934	\$1,205,103	\$449,525	\$3,622,547
Future Earnings (Lost Wages)	\$7,217,456	\$2,658,251	\$1,947,376	\$2,877,786	\$1,501,404	\$16,202,273
Public Services	\$4,473	\$7,980	\$14,295	\$24,693	\$89,070	\$140,512
Property Damage and Loss	\$55,165	\$251,405	\$529,194	\$1,041,990	\$4,360,452	\$6,238,205
Subtotal (Monetary Costs)	\$7,421,720	\$3,940,994	\$3,290,799	\$5,149,572	\$6,400,451	\$26,203,535
Quality of Life	\$13,460,493	\$4,956,806	\$3,665,160	\$4,373,116	\$1,599,379	\$28,054,955
Total (Comprehensive Costs)	\$20,882,215	\$8,897,799	\$6,955,959	\$9,522,688	\$7,999,831	\$54,258,492

	Murder	Rape	Assault	Robbery	Larceny	Burglary	Motor Vehicle Theft	Total
Medical Care	\$33,667	\$50,437	\$39,650	\$11,904	\$0	\$0	\$0	\$135,658
Future Earnings (Lost Wages)	\$1,487,425	\$159,516	\$102,280	\$14,545	\$22,463	\$8,036	\$5,451	\$1,799,717
Public Services	\$2,541	\$20,395	\$17,302	\$2,330	\$409,580	\$101,724	\$16,807	\$570,679
Property Damage and Loss	\$1,558	\$4,086	\$4,164	\$6,815	\$847,037	\$657,407	\$383,237	\$1,904,305
Subtotal (Monetary Costs)	\$1,525,191	\$234,422	\$163,419	\$35,592	\$1,279,080	\$767,167	\$405,495	\$4,410,366
Quality of Life	\$2,636,417	\$5,038,424	\$642,340	\$73,350	\$0	\$104,131	\$22,036	\$8,516,699
Total (Comprehensive Cost)	\$4,161,609	\$5,272,852	\$805,749	\$108,942	\$1,279,080	\$871,298	\$427,531	\$12,927,061

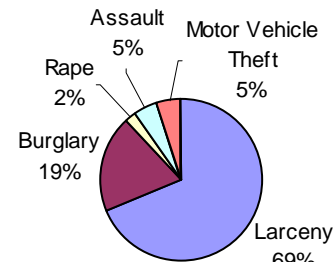
Traffic Crash Casualties



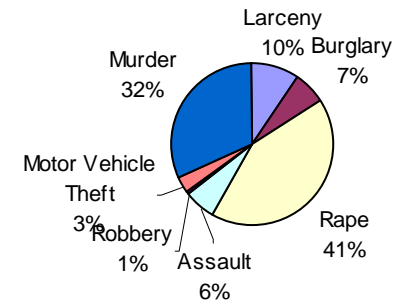
Traffic Crash Costs



Index Crimes



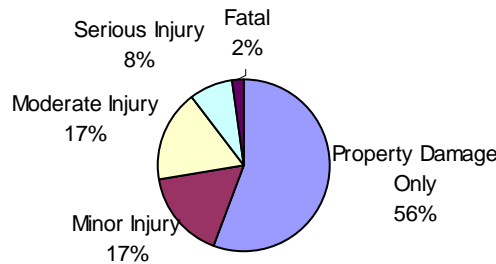
Index Crime Costs



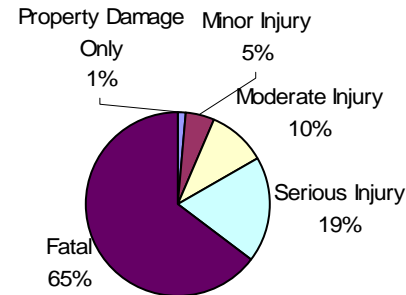
Mecosta County 2004 Alcohol-Involved Crashes

Traffic Crash Casualty Severity	Traffic Crash Casualties	Traffic Crash Costs
Property Damage Only	53	\$202,262
Minor Injury	16	\$650,610
Moderate Injury	16	\$1,389,045
Serious Injury	8	\$2,528,408
Fatal	2	\$8,757,598
Total	95	\$13,527,923
Average cost of traffic crash	\$142,399	

Traffic Crash Casualties



Traffic Crash Costs



Costs of Alcohol-Involved Traffic Crashes in Mecosta County (2004 Dollars)						
	Fatal	Serious Injury	Moderate Injury	Minor Injury	Property Damage Only	Total
Medical Care	\$57,851	\$321,080	\$175,436	\$90,820	\$13,588	\$658,775
Future Earnings (Lost Wages)	\$3,022,485	\$856,996	\$368,400	\$184,114	\$55,666	\$4,487,661
Public Services	\$1,789	\$2,130	\$2,256	\$1,720	\$1,725	\$9,620
Property Damage and Loss	\$22,066	\$60,007	\$76,389	\$71,223	\$84,468	\$314,152
Subtotal (Monetary Costs)	\$3,104,190	\$1,240,212	\$622,481	\$347,876	\$155,447	\$5,470,207
Quality of Life	\$5,653,407	\$1,288,196	\$766,564	\$302,734	\$46,814	\$8,057,716
Total (Comprehensive Costs)	\$8,757,598	\$2,528,408	\$1,389,045	\$650,610	\$202,262	\$13,527,923

Menominee County 2004

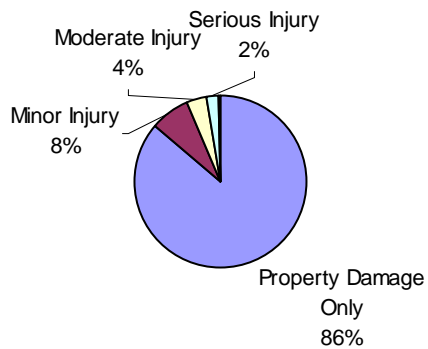
Traffic Crash Casualty Severity	Traffic Crash Casualties	Traffic Crash Costs
Property Damage Only	1676	\$4,900,481
Minor Injury	147	\$5,982,202
Moderate Injury	77	\$4,617,317
Serious Injury	46	\$9,745,209
Fatal	3	\$12,529,329
Total	1949	\$37,774,538
Average cost of traffic crash casualty		\$19,381

Index Crime Category	Number of Index Crimes	Index Crime Costs
Larceny	354	\$497,030
Burglary	153	\$516,700
Rape	13	\$2,211,196
Assault	24	\$317,016
Robbery	0	\$0
Motor Vehicle Theft	14	\$99,757
Murder	1	\$4,161,609
Total	559	\$7,803,308
Average cost of index crime		\$13,959

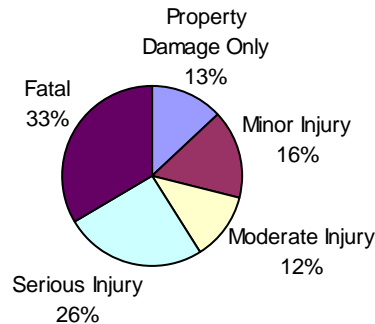
	Fatal	Serious Injury	Moderate Injury	Minor Injury	Property Damage Only	Total
Medical Care	\$86,777	\$1,120,821	\$530,990	\$757,052	\$275,367	\$2,771,006
Future Earnings (Lost Wages)	\$4,330,474	\$2,911,418	\$1,292,655	\$1,807,840	\$919,720	\$11,262,106
Public Services	\$2,684	\$8,740	\$9,489	\$15,512	\$54,562	\$90,988
Property Damage and Loss	\$33,099	\$275,348	\$351,275	\$654,583	\$2,671,096	\$3,985,401
Subtotal (Monetary Costs)	\$4,453,032	\$4,316,326	\$2,184,409	\$3,234,988	\$3,920,744	\$18,109,500
Quality of Life	\$8,076,296	\$5,428,882	\$2,432,908	\$2,747,214	\$979,737	\$19,665,037
Total (Comprehensive Costs)	\$12,529,329	\$9,745,209	\$4,617,317	\$5,982,202	\$4,900,481	\$37,774,538

	Murder	Rape	Assault	Robbery	Larceny	Burglary	Motor Vehicle Theft	Total
Medical Care	\$33,667	\$21,151	\$15,600	\$0	\$0	\$0	\$0	\$70,418
Future Earnings (Lost Wages)	\$1,487,425	\$66,894	\$40,241	\$0	\$8,729	\$4,765	\$1,272	\$1,609,326
Public Services	\$2,541	\$8,553	\$6,807	\$0	\$159,156	\$60,324	\$3,922	\$241,304
Property Damage and Loss	\$1,558	\$1,714	\$1,638	\$0	\$329,145	\$389,858	\$89,422	\$813,335
Subtotal (Monetary Costs)	\$1,525,191	\$98,306	\$64,296	\$0	\$497,030	\$454,948	\$94,615	\$2,734,386
Quality of Life	\$2,636,417	\$2,112,887	\$252,724	\$0	\$0	\$61,752	\$5,142	\$5,068,923
Total (Comprehensive Cost)	\$4,161,609	\$2,211,196	\$317,016	\$0	\$497,030	\$516,700	\$99,757	\$7,803,308

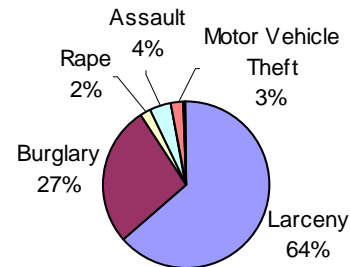
Traffic Crash Casualties



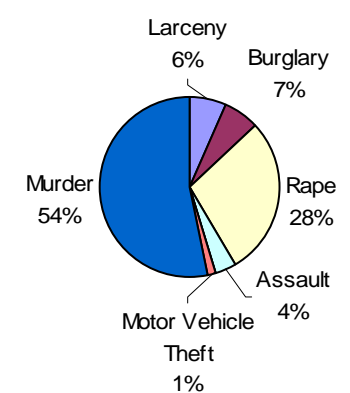
Traffic Crash Costs



Index Crimes



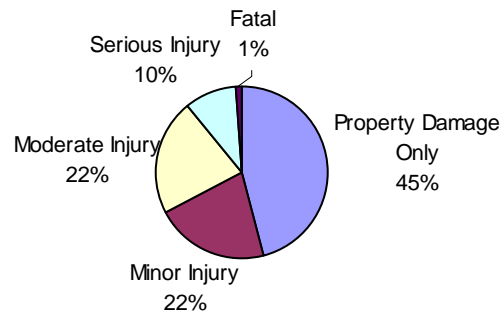
Index Crime Costs



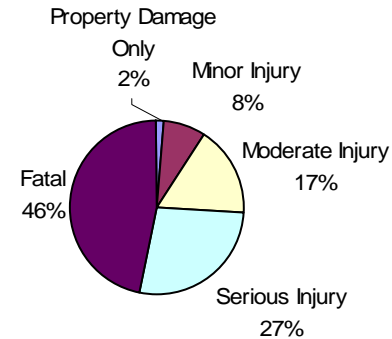
Menominee County 2004 Alcohol-Involved Crashes

Traffic Crash Casualty Severity	Traffic Crash Casualties	Traffic Crash Costs
Property Damage Only	38	\$145,018
Minor Injury	18	\$731,937
Moderate Injury	18	\$1,562,676
Serious Injury	8	\$2,528,408
Fatal	1	\$4,378,799
Total	83	\$9,346,838
Average cost of traffic crash	\$112,613	

Traffic Crash Casualties



Traffic Crash Costs



Costs of Alcohol-Involved Traffic Crashes in Menominee County (2004 Dollars)

	Fatal	Serious Injury	Moderate Injury	Minor Injury	Property Damage Only	Total
Medical Care	\$28,926	\$321,080	\$197,366	\$102,172	\$9,742	\$659,286
Future Earnings (Lost Wages)	\$1,511,242	\$856,996	\$414,450	\$207,128	\$39,912	\$3,029,728
Public Services	\$895	\$2,130	\$2,538	\$1,935	\$1,237	\$8,734
Property Damage and Loss	\$11,033	\$60,007	\$85,937	\$80,126	\$60,562	\$297,664
Subtotal (Monetary Costs)	\$1,552,095	\$1,240,212	\$700,291	\$391,361	\$111,453	\$3,995,412
Quality of Life	\$2,826,704	\$1,288,196	\$862,385	\$340,576	\$33,565	\$5,351,425
Total (Comprehensive Costs)	\$4,378,799	\$2,528,408	\$1,562,676	\$731,937	\$145,018	\$9,346,838

Midland County 2004

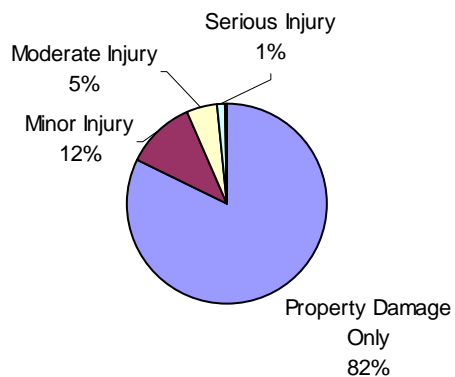
Traffic Crash Casualty Severity	Traffic Crash Casualties	Traffic Crash Costs
Property Damage Only	3273	\$9,569,973
Minor Injury	461	\$18,760,510
Moderate Injury	180	\$10,793,729
Serious Injury	59	\$12,499,289
Fatal	11	\$45,940,873
Total	3984	\$97,564,374
Average cost of traffic crash casualty		\$24,489

Index Crime Category	Number of Index Crimes	Index Crime Costs
Larceny	1100	\$1,544,444
Burglary	196	\$661,916
Rape	48	\$8,164,416
Assault	94	\$1,241,646
Robbery	12	\$217,884
Motor Vehicle Theft	46	\$327,774
Murder	1	\$4,161,609
Total	1497	\$16,319,688
Average cost of index crime		\$10,902

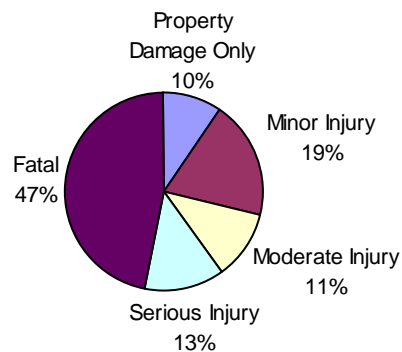
	Fatal	Serious Injury	Moderate Injury	Minor Injury	Property Damage Only	Total
Medical Care	\$318,181	\$1,437,574	\$1,241,276	\$2,374,155	\$537,754	\$5,908,940
Future Earnings (Lost Wages)	\$15,878,404	\$3,734,210	\$3,021,790	\$5,669,485	\$1,796,088	\$30,099,976
Public Services	\$9,841	\$11,210	\$22,183	\$48,648	\$106,552	\$198,434
Property Damage and Loss	\$121,363	\$353,164	\$821,163	\$2,052,809	\$5,216,286	\$8,564,784
Subtotal (Monetary Costs)	\$16,327,784	\$5,536,158	\$5,106,412	\$10,145,097	\$7,656,680	\$44,772,130
Quality of Life	\$29,613,086	\$6,963,132	\$5,687,317	\$8,615,413	\$1,913,293	\$52,792,240
Total (Comprehensive Costs)	\$45,940,873	\$12,499,289	\$10,793,729	\$18,760,510	\$9,569,973	\$97,564,374

	Murder	Rape	Assault	Robbery	Larceny	Burglary	Motor Vehicle Theft	Total
Medical Care	\$33,667	\$78,096	\$61,100	\$23,808	\$0	\$0	\$0	\$196,671
Future Earnings (Lost Wages)	\$1,487,425	\$246,993	\$157,613	\$29,091	\$27,124	\$6,105	\$4,179	\$1,958,528
Public Services	\$2,541	\$31,580	\$26,663	\$4,661	\$494,553	\$77,278	\$12,885	\$650,161
Property Damage and Loss	\$1,558	\$6,327	\$6,417	\$13,629	\$1,022,767	\$499,426	\$293,815	\$1,843,939
Subtotal (Monetary Costs)	\$1,525,191	\$362,976	\$251,826	\$71,184	\$1,544,444	\$582,809	\$310,879	\$4,649,309
Quality of Life	\$2,636,417	\$7,801,430	\$989,836	\$146,701	\$0	\$79,107	\$16,894	\$11,670,386
Total (Comprehensive Cost)	\$4,161,609	\$8,164,416	\$1,241,646	\$217,884	\$1,544,444	\$661,916	\$327,774	\$16,319,688

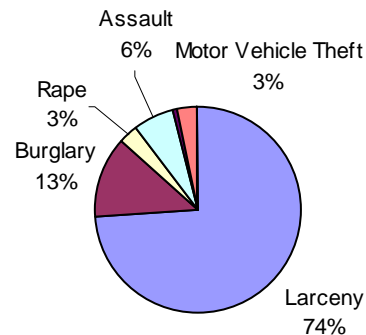
Traffic Crash Casualties



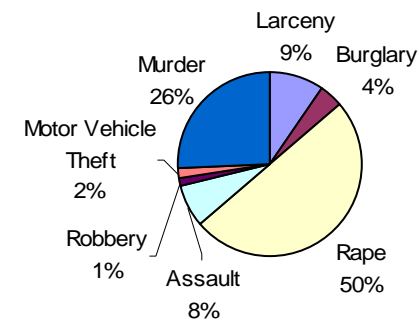
Traffic Crash Costs



Index Crimes



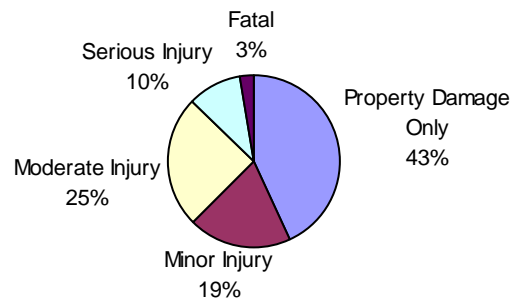
Index Crime Costs



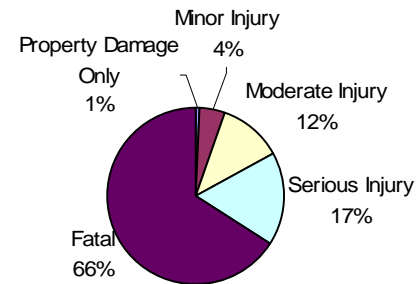
Midland County 2004 Alcohol-Involved Crashes

Traffic Crash Casualty Severity	Traffic Crash Casualties	Traffic Crash Costs
Property Damage Only	47	\$179,364
Minor Injury	21	\$853,926
Moderate Injury	27	\$2,344,014
Serious Injury	11	\$3,476,562
Fatal	3	\$13,136,397
Total	109	\$19,990,262
Average cost of traffic crash	\$183,397	

Traffic Crash Casualties



Traffic Crash Costs



Costs of Alcohol-Involved Traffic Crashes in Midland County (2004 Dollars)

	Fatal	Serious Injury	Moderate Injury	Minor Injury	Property Damage Only	Total
Medical Care	\$86,777	\$441,484	\$296,049	\$119,201	\$12,049	\$955,561
Future Earnings (Lost Wages)	\$4,533,727	\$1,178,369	\$621,675	\$241,649	\$49,365	\$6,624,785
Public Services	\$2,684	\$2,929	\$3,807	\$2,257	\$1,530	\$13,207
Property Damage and Loss	\$33,099	\$82,509	\$128,906	\$93,480	\$74,905	\$412,899
Subtotal (Monetary Costs)	\$4,656,285	\$1,705,292	\$1,050,437	\$456,588	\$137,849	\$8,006,450
Quality of Life	\$8,480,111	\$1,771,270	\$1,293,577	\$397,338	\$41,515	\$11,983,811
Total (Comprehensive Costs)	\$13,136,397	\$3,476,562	\$2,344,014	\$853,926	\$179,364	\$19,990,262

Missaukee County 2004

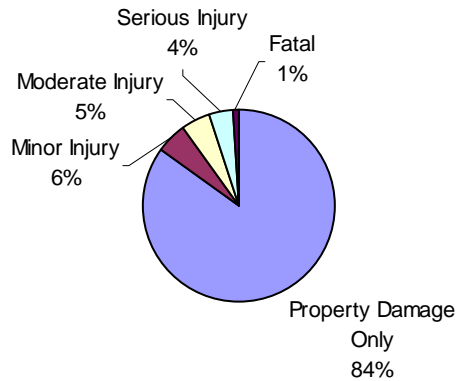
Traffic Crash Casualty Severity	Traffic Crash Casualties	Traffic Crash Costs
Property Damage Only	649	\$1,897,621
Minor Injury	43	\$1,749,896
Moderate Injury	35	\$2,098,781
Serious Injury	33	\$6,991,128
Fatal	6	\$25,058,658
Total	766	\$37,796,083
Average cost of traffic crash casualty		\$49,342

Index Crime Category	Number of Index Crimes	Index Crime Costs
Larceny	130	\$182,525
Burglary	98	\$330,958
Rape	6	\$1,020,552
Assault	22	\$290,598
Robbery	0	\$0
Motor Vehicle Theft	12	\$85,506
Murder	0	\$0
Total	268	\$1,910,139
Average cost of index crime		\$7,127

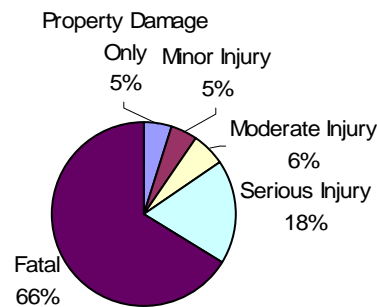
	Fatal	Serious Injury	Moderate Injury	Minor Injury	Property Damage Only	Total
Medical Care	\$173,553	\$804,067	\$241,359	\$221,450	\$106,631	\$1,547,060
Future Earnings (Lost Wages)	\$8,660,947	\$2,088,626	\$587,570	\$528,824	\$356,144	\$12,222,112
Public Services	\$5,368	\$6,270	\$4,313	\$4,538	\$21,128	\$41,617
Property Damage and Loss	\$66,198	\$197,532	\$159,671	\$191,477	\$1,034,332	\$1,649,210
Subtotal (Monetary Costs)	\$8,906,064	\$3,096,495	\$992,913	\$946,289	\$1,518,236	\$15,459,997
Quality of Life	\$16,152,592	\$3,894,633	\$1,105,867	\$803,607	\$379,385	\$22,336,084
Total (Comprehensive Costs)	\$25,058,658	\$6,991,128	\$2,098,781	\$1,749,896	\$1,897,621	\$37,796,083

	Murder	Rape	Assault	Robbery	Larceny	Burglary	Motor Vehicle Theft	Total
Medical Care	\$0	\$9,762	\$14,300	\$0	\$0	\$0	\$0	\$24,062
Future Earnings (Lost Wages)	\$0	\$30,874	\$36,888	\$0	\$3,206	\$3,052	\$1,090	\$75,110
Public Services	\$0	\$3,947	\$6,240	\$0	\$58,447	\$38,639	\$3,361	\$110,635
Property Damage and Loss	\$0	\$791	\$1,502	\$0	\$120,872	\$249,713	\$76,647	\$449,526
Subtotal (Monetary Costs)	\$0	\$45,372	\$58,938	\$0	\$182,525	\$291,404	\$81,099	\$659,339
Quality of Life	\$0	\$975,179	\$231,664	\$0	\$0	\$39,554	\$4,407	\$1,250,803
Total (Comprehensive Cost)	\$0	\$1,020,552	\$290,598	\$0	\$182,525	\$330,958	\$85,506	\$1,910,139

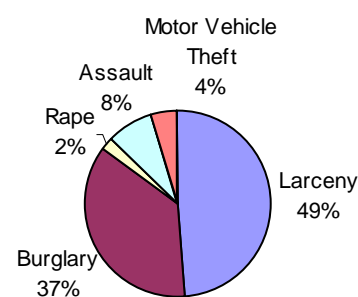
Traffic Crash Casualties



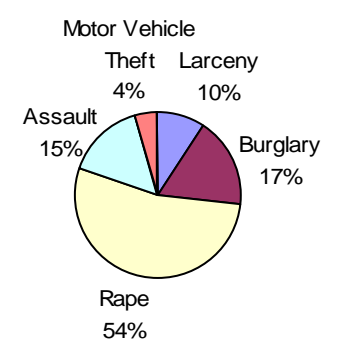
Traffic Crash Costs



Index Crimes



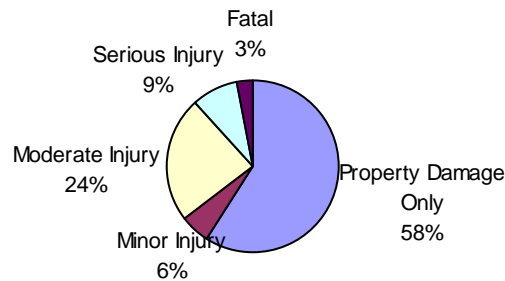
Index Crime Costs



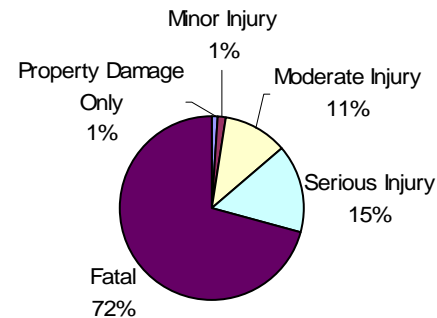
Missaukee County 2004 Alcohol-Involved Crashes

Traffic Crash Casualty Severity	Traffic Crash Casualties	Traffic Crash Costs
Property Damage Only	20	\$76,325
Minor Injury	2	\$81,326
Moderate Injury	8	\$694,523
Serious Injury	3	\$948,153
Fatal	1	\$4,378,799
Total	34	\$6,179,126
Average cost of traffic crash	\$181,739	

Traffic Crash Casualties



Traffic Crash Costs



Costs of Alcohol-Involved Traffic Crashes in Missaukee County (2004 Dollars)

	Fatal	Serious Injury	Moderate Injury	Minor Injury	Property Damage Only	Total
Medical Care	\$28,926	\$120,405	\$87,718	\$11,352	\$5,127	\$253,528
Future Earnings (Lost Wages)	\$1,511,242	\$321,373	\$184,200	\$23,014	\$21,006	\$2,060,836
Public Services	\$895	\$799	\$1,128	\$215	\$651	\$3,687
Property Damage and Loss	\$11,033	\$22,502	\$38,194	\$8,903	\$31,875	\$112,507
Subtotal (Monetary Costs)	\$1,552,095	\$465,080	\$311,240	\$43,485	\$58,659	\$2,430,559
Quality of Life	\$2,826,704	\$483,074	\$383,282	\$37,842	\$17,666	\$3,748,567
Total (Comprehensive Costs)	\$4,378,799	\$948,153	\$694,523	\$81,326	\$76,325	\$6,179,126

Monroe County 2004

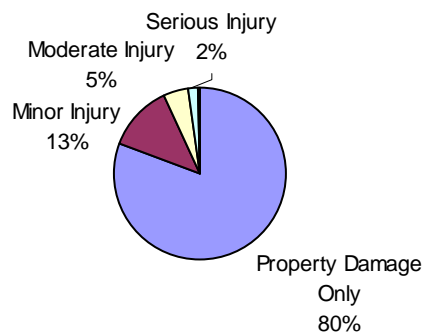
Traffic Crash Casualty Severity	Traffic Crash Casualties	Traffic Crash Costs
Property Damage Only	5922	\$17,315,423
Minor Injury	923	\$37,561,714
Moderate Injury	361	\$21,647,423
Serious Injury	127	\$26,905,250
Fatal	28	\$116,940,404
Total	7361	\$220,370,215
Average cost of traffic crash casualty		\$29,938

Index Crime Category	Number of Index Crimes	Index Crime Costs
Larceny	2326	\$3,265,796
Burglary	786	\$2,654,419
Rape	72	\$12,246,624
Assault	197	\$2,602,173
Robbery	35	\$635,495
Motor Vehicle Theft	281	\$2,002,271
Murder	0	\$0
Total	3697	\$23,406,778
Average cost of index crime		\$6,331

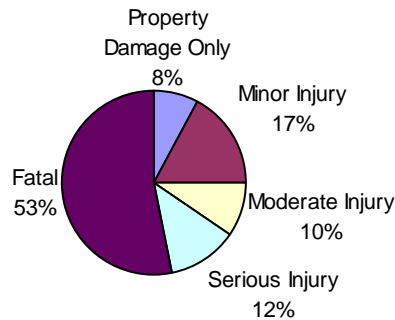
Costs of Traffic Crashes in Monroe County (2004 Dollars)						
	Fatal	Serious Injury	Moderate Injury	Minor Injury	Property Damage Only	Total
Medical Care	\$809,914	\$3,094,440	\$2,489,449	\$4,753,460	\$972,985	\$12,120,247
Future Earnings (Lost Wages)	\$40,417,755	\$8,038,044	\$6,060,368	\$11,351,268	\$3,249,750	\$69,117,185
Public Services	\$25,049	\$24,130	\$44,488	\$97,401	\$192,791	\$383,859
Property Damage and Loss	\$308,924	\$760,200	\$1,646,887	\$4,110,071	\$9,438,083	\$16,264,165
Subtotal (Monetary Costs)	\$41,561,632	\$11,916,814	\$10,241,192	\$20,312,200	\$13,853,609	\$97,885,447
Quality of Life	\$75,378,764	\$14,988,436	\$11,406,231	\$17,249,514	\$3,461,814	\$122,484,759
Total (Comprehensive Costs)	\$116,940,404	\$26,905,250	\$21,647,423	\$37,561,714	\$17,315,423	\$220,370,215

Costs of Index Crimes in Monroe County (2004 Dollars)								
	Murder	Rape	Assault	Robbery	Larceny	Burglary	Motor Vehicle Theft	Total
Medical Care	\$0	\$117,144	\$128,050	\$69,440	\$0	\$0	\$0	\$314,634
Future Earnings (Lost Wages)	\$0	\$370,490	\$330,316	\$84,849	\$57,354	\$24,481	\$25,527	\$893,016
Public Services	\$0	\$47,370	\$55,878	\$13,594	\$1,045,755	\$309,902	\$78,712	\$1,551,210
Property Damage and Loss	\$0	\$9,491	\$13,448	\$39,751	\$2,162,687	\$2,002,799	\$1,794,829	\$6,023,005
Subtotal (Monetary Costs)	\$0	\$544,464	\$527,763	\$207,620	\$3,265,796	\$2,337,182	\$1,899,068	\$8,781,894
Quality of Life	\$0	\$11,702,145	\$2,074,443	\$427,877	\$0	\$317,237	\$103,203	\$14,624,906
Total (Comprehensive Cost)	\$0	\$12,246,624	\$2,602,173	\$635,495	\$3,265,796	\$2,654,419	\$2,002,271	\$23,406,778

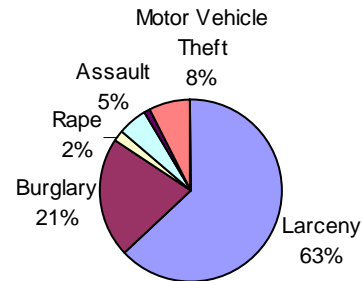
Traffic Crash Casualties



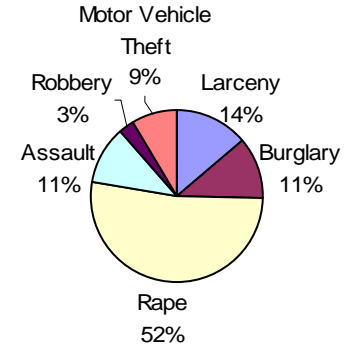
Traffic Crash Costs



Index Crimes



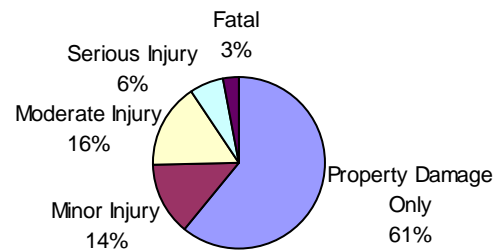
Index Crime Costs



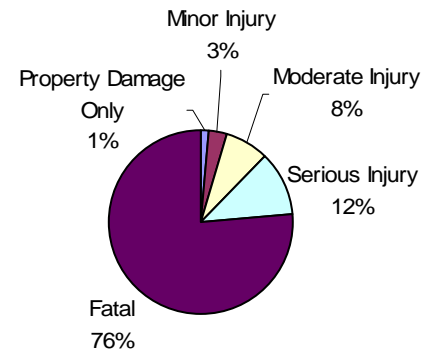
Monroe County 2004 Alcohol-Involved Crashes

Traffic Crash Casualty Severity	Traffic Crash Casualties	Traffic Crash Costs
Property Damage Only	217	\$828,128
Minor Injury	49	\$1,992,494
Moderate Injury	56	\$4,861,658
Serious Injury	23	\$7,269,174
Fatal	11	\$48,166,789
Total	356	\$63,118,243
Average cost of traffic crash	\$177,298	

Traffic Crash Casualties



Traffic Crash Costs



Costs of Alcohol-Involved Traffic Crashes in Monroe County (2004 Dollars)

	Fatal	Serious Injury	Moderate Injury	Minor Injury	Property Damage Only	Total
Medical Care	\$318,181	\$923,104	\$614,028	\$278,136	\$55,632	\$2,189,080
Future Earnings (Lost Wages)	\$16,623,666	\$2,463,863	\$1,289,400	\$563,848	\$227,917	\$21,168,695
Public Services	\$9,841	\$6,124	\$7,895	\$5,267	\$7,064	\$36,191
Property Damage and Loss	\$121,363	\$172,519	\$267,360	\$218,120	\$345,840	\$1,125,202
Subtotal (Monetary Costs)	\$17,073,045	\$3,565,610	\$2,178,683	\$1,065,371	\$636,454	\$24,519,163
Quality of Life	\$31,093,740	\$3,703,565	\$2,682,974	\$927,123	\$191,674	\$38,599,076
Total (Comprehensive Costs)	\$48,166,789	\$7,269,174	\$4,861,658	\$1,992,494	\$828,128	\$63,118,243

Montcalm County 2004

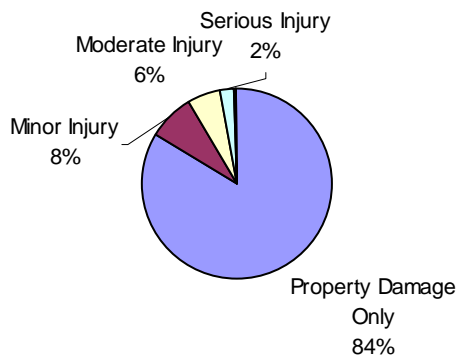
Traffic Crash Casualty Severity	Traffic Crash Casualties	Traffic Crash Costs
Property Damage Only	3380	\$9,882,832
Minor Injury	334	\$13,592,213
Moderate Injury	225	\$13,492,161
Serious Injury	94	\$19,914,122
Fatal	13	\$54,293,759
Total	4046	\$111,175,087
Average cost of traffic crash casualty		\$27,478

Index Crime Category	Number of Index Crimes	Index Crime Costs
Larceny	959	\$1,346,474
Burglary	445	\$1,502,820
Rape	61	\$10,375,612
Assault	74	\$977,466
Robbery	4	\$72,628
Motor Vehicle Theft	97	\$691,175
Murder	0	\$0
Total	1640	\$14,966,175
Average cost of index crime		\$9,126

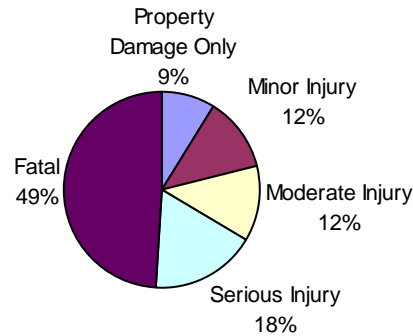
	Fatal	Serious Injury	Moderate Injury	Minor Injury	Property Damage Only	Total
Medical Care	\$376,032	\$2,290,373	\$1,551,595	\$1,720,104	\$555,334	\$6,493,437
Future Earnings (Lost Wages)	\$18,765,386	\$5,949,419	\$3,777,238	\$4,107,609	\$1,854,805	\$34,454,457
Public Services	\$11,630	\$17,860	\$27,728	\$35,246	\$110,036	\$202,500
Property Damage and Loss	\$143,429	\$562,668	\$1,026,453	\$1,487,285	\$5,386,816	\$8,606,650
Subtotal (Monetary Costs)	\$19,296,472	\$8,820,319	\$6,383,015	\$7,350,244	\$7,906,990	\$49,757,040
Quality of Life	\$34,997,283	\$11,093,803	\$7,109,147	\$6,241,969	\$1,975,841	\$61,418,044
Total (Comprehensive Costs)	\$54,293,759	\$19,914,122	\$13,492,161	\$13,592,213	\$9,882,832	\$111,175,087

	Murder	Rape	Assault	Robbery	Larceny	Burglary	Motor Vehicle Theft	Total
Medical Care	\$0	\$99,247	\$48,100	\$7,936	\$0	\$0	\$0	\$155,283
Future Earnings (Lost Wages)	\$0	\$313,887	\$124,078	\$9,697	\$23,647	\$13,860	\$8,812	\$493,981
Public Services	\$0	\$40,133	\$20,990	\$1,554	\$431,160	\$175,453	\$27,171	\$696,461
Property Damage and Loss	\$0	\$8,041	\$5,051	\$4,543	\$891,667	\$1,133,900	\$619,567	\$2,662,770
Subtotal (Monetary Costs)	\$0	\$461,282	\$198,246	\$23,728	\$1,346,474	\$1,323,214	\$655,550	\$4,008,494
Quality of Life	\$0	\$9,914,318	\$779,232	\$48,900	\$0	\$179,606	\$35,625	\$10,957,682
Total (Comprehensive Cost)	\$0	\$10,375,612	\$977,466	\$72,628	\$1,346,474	\$1,502,820	\$691,175	\$14,966,175

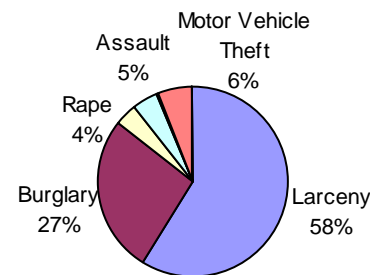
Traffic Crash Casualties



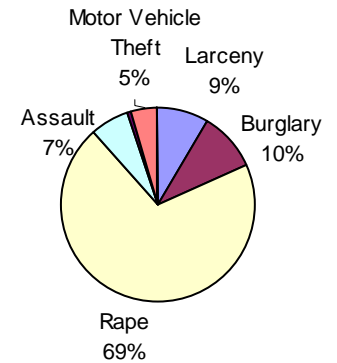
Traffic Crash Costs



Index Crimes



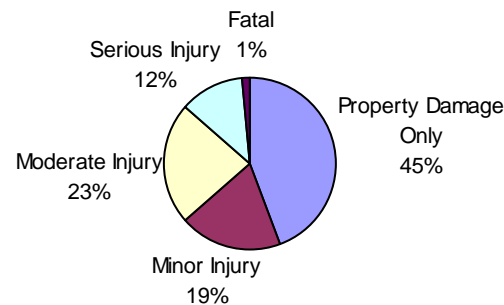
Index Crime Costs



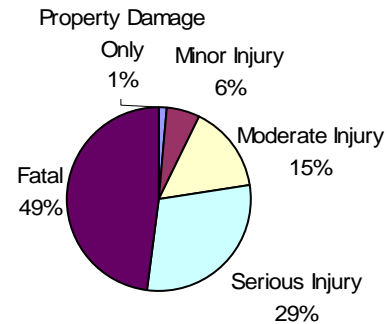
Montcalm County 2004 Alcohol-Involved Crashes

Traffic Crash Casualty Severity	Traffic Crash Casualties	Traffic Crash Costs
Property Damage Only	62	\$236,608
Minor Injury	27	\$1,097,905
Moderate Injury	32	\$2,778,090
Serious Injury	17	\$5,372,868
Fatal	2	\$8,757,598
Total	140	\$18,243,069
Average cost of traffic crash	\$130,308	

Traffic Crash Casualties



Traffic Crash Costs



Costs of Alcohol-Involved Traffic Crashes in Montcalm County (2004 Dollars)

	Fatal	Serious Injury	Moderate Injury	Minor Injury	Property Damage Only	Total
Medical Care	\$57,851	\$682,294	\$350,873	\$153,259	\$15,895	\$1,260,172
Future Earnings (Lost Wages)	\$3,022,485	\$1,821,116	\$736,800	\$310,692	\$65,119	\$5,956,212
Public Services	\$1,789	\$4,526	\$4,512	\$2,902	\$2,018	\$15,748
Property Damage and Loss	\$22,066	\$127,514	\$152,777	\$120,188	\$98,811	\$521,357
Subtotal (Monetary Costs)	\$3,104,190	\$2,635,451	\$1,244,962	\$587,041	\$181,844	\$7,753,488
Quality of Life	\$5,653,407	\$2,737,417	\$1,533,128	\$510,864	\$54,764	\$10,489,580
Total (Comprehensive Costs)	\$8,757,598	\$5,372,868	\$2,778,090	\$1,097,905	\$236,608	\$18,243,069

Montmorency County 2004

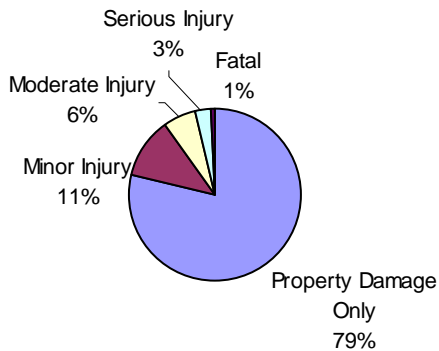
Traffic Crash Casualty Severity	Traffic Crash Casualties	Traffic Crash Costs
Property Damage Only	374	\$1,093,544
Minor Injury	53	\$2,156,848
Moderate Injury	29	\$1,738,990
Serious Injury	14	\$2,965,933
Fatal	4	\$16,705,772
Total	474	\$24,661,087
Average cost of traffic crash casualty	\$52,028	

Index Crime Category	Number of Index Crimes	Index Crime Costs
Larceny	44	\$61,778
Burglary	37	\$124,954
Rape	6	\$1,020,552
Assault	9	\$118,881
Robbery	0	\$0
Motor Vehicle Theft	11	\$78,381
Murder	0	\$0
Total	107	\$1,404,545
Average cost of index crime	\$13,127	

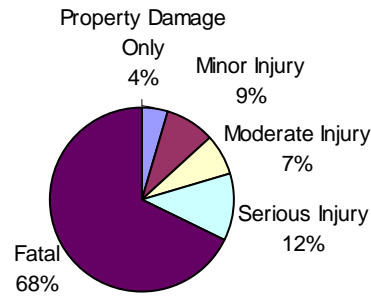
	Fatal	Serious Injury	Moderate Injury	Minor Injury	Property Damage Only	Total
Medical Care	\$115,702	\$341,119	\$199,983	\$272,951	\$61,448	\$991,204
Future Earnings (Lost Wages)	\$5,773,965	\$886,084	\$486,844	\$651,806	\$205,236	\$8,003,935
Public Services	\$3,578	\$2,660	\$3,574	\$5,593	\$12,176	\$27,581
Property Damage and Loss	\$44,132	\$83,802	\$132,298	\$236,006	\$596,056	\$1,092,294
Subtotal (Monetary Costs)	\$5,937,376	\$1,313,665	\$822,700	\$1,166,356	\$874,915	\$10,115,012
Quality of Life	\$10,768,395	\$1,652,269	\$916,290	\$990,492	\$218,629	\$14,546,074
Total (Comprehensive Costs)	\$16,705,772	\$2,965,933	\$1,738,990	\$2,156,848	\$1,093,544	\$24,661,087

	Murder	Rape	Assault	Robbery	Larceny	Burglary	Motor Vehicle Theft	Total
Medical Care	\$0	\$9,762	\$5,850	\$0	\$0	\$0	\$0	\$15,612
Future Earnings (Lost Wages)	\$0	\$30,874	\$15,091	\$0	\$1,085	\$1,152	\$999	\$49,201
Public Services	\$0	\$3,947	\$2,553	\$0	\$19,782	\$14,588	\$3,081	\$43,952
Property Damage and Loss	\$0	\$791	\$614	\$0	\$40,911	\$94,279	\$70,260	\$206,856
Subtotal (Monetary Costs)	\$0	\$45,372	\$24,111	\$0	\$61,778	\$110,020	\$74,341	\$315,622
Quality of Life	\$0	\$975,179	\$94,772	\$0	\$0	\$14,934	\$4,040	\$1,088,924
Total (Comprehensive Cost)	\$0	\$1,020,552	\$118,881	\$0	\$61,778	\$124,954	\$78,381	\$1,404,545

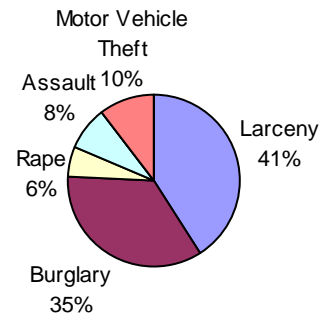
Traffic Crash Casualties



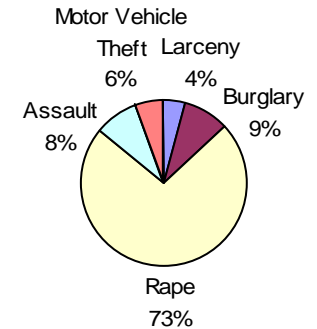
Traffic Crash Costs



Index Crimes



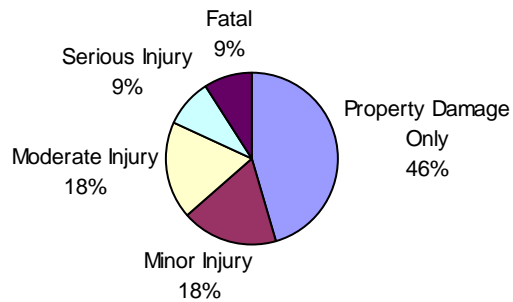
Index Crime Costs



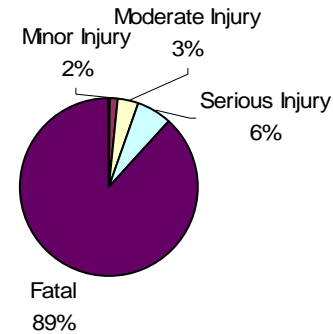
Montmorency County 2004 Alcohol-Involved Crashes

Traffic Crash Casualty Severity	Traffic Crash Casualties	Traffic Crash Costs
Property Damage Only	10	\$38,163
Minor Injury	4	\$162,653
Moderate Injury	4	\$347,261
Serious Injury	2	\$632,102
Fatal	2	\$8,757,598
Total	22	\$9,937,777
Average cost of traffic crash	\$451,717	

Traffic Crash Casualties



Traffic Crash Costs



Costs of Alcohol-Involved Traffic Crashes in Montmorency County (2004 Dollars)						
	Fatal	Serious Injury	Moderate Injury	Minor Injury	Property Damage Only	Total
Medical Care	\$57,851	\$80,270	\$43,859	\$22,705	\$2,564	\$207,249
Future Earnings (Lost Wages)	\$3,022,485	\$214,249	\$92,100	\$46,028	\$10,503	\$3,385,365
Public Services	\$1,789	\$533	\$564	\$430	\$326	\$3,641
Property Damage and Loss	\$22,066	\$15,002	\$19,097	\$17,806	\$15,937	\$89,908
Subtotal (Monetary Costs)	\$3,104,190	\$310,053	\$155,620	\$86,969	\$29,330	\$3,686,162
Quality of Life	\$5,653,407	\$322,049	\$191,641	\$75,684	\$8,833	\$6,251,614
Total (Comprehensive Costs)	\$8,757,598	\$632,102	\$347,261	\$162,653	\$38,163	\$9,937,777

Muskegon County 2004

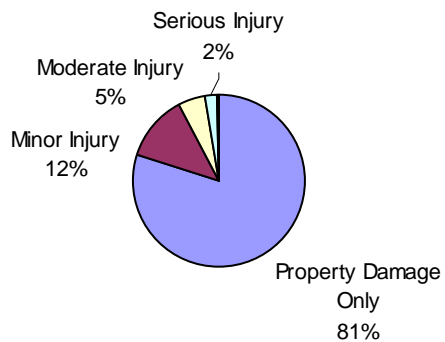
Traffic Crash Casualty Severity	Traffic Crash Casualties	Traffic Crash Costs
Property Damage Only	7304	\$21,356,273
Minor Injury	1131	\$46,026,326
Moderate Injury	443	\$26,564,567
Serious Injury	226	\$47,878,634
Fatal	18	\$75,175,974
Total	9122	\$217,001,773
Average cost of traffic crash casualty		\$23,789

Index Crime Category	Number of Index Crimes	Index Crime Costs
Larceny	6287	\$8,827,198
Burglary	1521	\$5,136,604
Rape	143	\$24,323,156
Assault	688	\$9,087,792
Robbery	150	\$2,723,550
Motor Vehicle Theft	664	\$4,731,346
Murder	4	\$16,646,434
Total	9457	\$71,476,080
Average cost of index crime		\$7,558

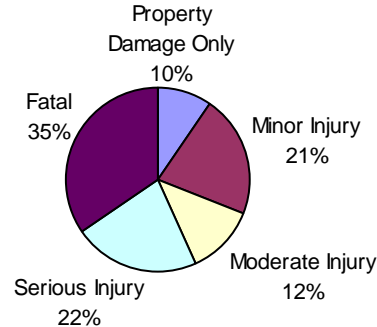
	Fatal	Serious Injury	Moderate Injury	Minor Injury	Property Damage Only	Total
Medical Care	\$520,659	\$5,506,640	\$3,054,919	\$5,824,663	\$1,200,048	\$16,106,929
Future Earnings (Lost Wages)	\$25,982,842	\$14,303,921	\$7,436,961	\$13,909,300	\$4,008,134	\$65,641,160
Public Services	\$16,103	\$42,941	\$54,594	\$119,351	\$237,782	\$470,769
Property Damage and Loss	\$198,594	\$1,352,797	\$2,020,972	\$5,036,284	\$11,640,621	\$20,249,269
Subtotal (Monetary Costs)	\$26,718,192	\$21,206,299	\$12,567,446	\$24,889,598	\$17,086,585	\$102,468,120
Quality of Life	\$48,457,777	\$26,672,335	\$13,997,120	\$21,136,728	\$4,269,688	\$114,533,648
Total (Comprehensive Costs)	\$75,175,974	\$47,878,634	\$26,564,567	\$46,026,326	\$21,356,273	\$217,001,773

	Murder	Rape	Assault	Robbery	Larceny	Burglary	Motor Vehicle Theft	Total
Medical Care	\$134,669	\$232,661	\$447,200	\$297,600	\$0	\$0	\$0	\$1,112,130
Future Earnings (Lost Wages)	\$5,949,699	\$735,834	\$1,153,589	\$363,637	\$155,023	\$47,374	\$60,321	\$8,465,477
Public Services	\$10,164	\$94,082	\$195,147	\$58,259	\$2,826,596	\$599,696	\$185,995	\$3,969,939
Property Damage and Loss	\$6,233	\$18,850	\$46,965	\$170,363	\$5,845,578	\$3,875,645	\$4,241,162	\$14,204,796
Subtotal (Monetary Costs)	\$6,100,765	\$1,081,366	\$1,843,152	\$889,800	\$8,827,198	\$4,522,715	\$4,487,478	\$27,752,473
Quality of Life	\$10,545,670	\$23,241,761	\$7,244,756	\$1,833,760	\$0	\$613,889	\$243,868	\$43,723,704
Total (Comprehensive Cost)	\$16,646,434	\$24,323,156	\$9,087,792	\$2,723,550	\$8,827,198	\$5,136,604	\$4,731,346	\$71,476,080

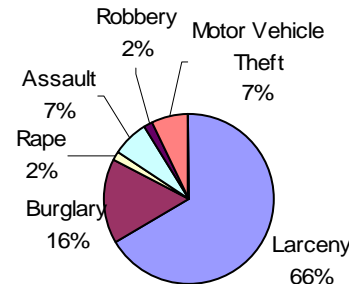
Traffic Crash Casualties



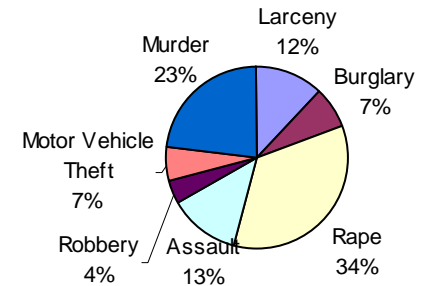
Traffic Crash Costs



Index Crimes



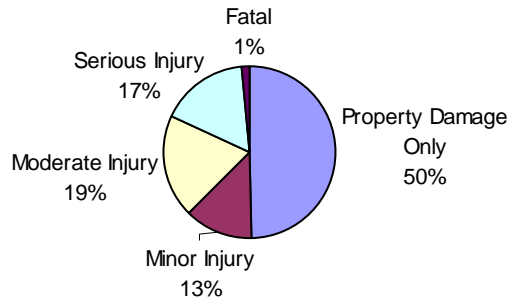
Index Crime Costs



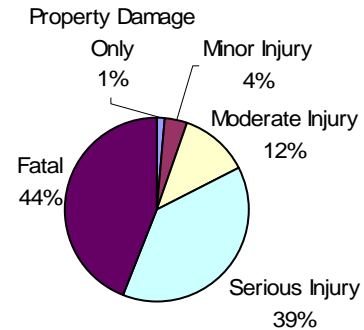
Muskegon County 2004 Alcohol-Involved Crashes

Traffic Crash Casualty Severity	Traffic Crash Casualties	Traffic Crash Costs
Property Damage Only	181	\$690,743
Minor Injury	47	\$1,911,168
Moderate Injury	70	\$6,077,072
Serious Injury	61	\$19,279,114
Fatal	5	\$21,893,995
Total	364	\$49,852,092
Average cost of traffic crash	\$136,956	

Traffic Crash Casualties



Traffic Crash Costs



Costs of Alcohol-Involved Traffic Crashes in Muskegon County (2004 Dollars)

	Fatal	Serious Injury	Moderate Injury	Minor Injury	Property Damage Only	Total
Medical Care	\$144,628	\$2,448,232	\$767,534	\$266,784	\$46,403	\$3,673,580
Future Earnings (Lost Wages)	\$7,556,212	\$6,534,594	\$1,611,750	\$540,834	\$190,106	\$16,433,496
Public Services	\$4,473	\$16,241	\$9,869	\$5,052	\$5,892	\$41,528
Property Damage and Loss	\$55,165	\$457,550	\$334,201	\$209,217	\$288,466	\$1,344,598
Subtotal (Monetary Costs)	\$7,760,475	\$9,456,617	\$2,723,354	\$1,021,887	\$530,867	\$21,493,200
Quality of Life	\$14,133,518	\$9,822,498	\$3,353,718	\$889,281	\$159,875	\$28,358,890
Total (Comprehensive Costs)	\$21,893,995	\$19,279,114	\$6,077,072	\$1,911,168	\$690,743	\$49,852,092

Newaygo County 2004

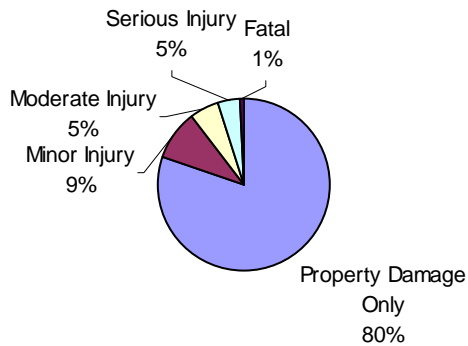
Traffic Crash Casualty Severity	Traffic Crash Casualties	Traffic Crash Costs
Property Damage Only	2048	\$5,988,177
Minor Injury	235	\$9,563,383
Moderate Injury	139	\$8,335,157
Serious Injury	118	\$24,998,579
Fatal	13	\$54,293,759
Total	2553	\$103,179,056
Average cost of traffic crash casualty		\$40,415

Index Crime Category	Number of Index Crimes	Index Crime Costs
Larceny	790	\$1,109,191
Burglary	358	\$1,209,010
Rape	51	\$8,674,692
Assault	116	\$1,532,244
Robbery	2	\$36,314
Motor Vehicle Theft	88	\$627,046
Murder	2	\$8,323,217
Total	1407	\$21,511,714
Average cost of index crime		\$15,289

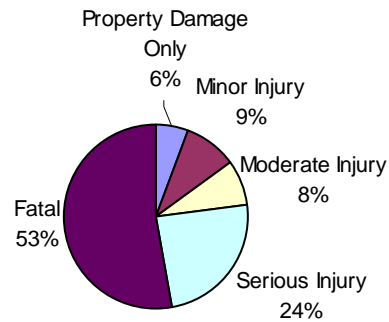
	Fatal	Serious Injury	Moderate Injury	Minor Injury	Property Damage Only	Total
Medical Care	\$376,032	\$2,875,149	\$958,541	\$1,210,253	\$336,486	\$5,756,460
Future Earnings (Lost Wages)	\$18,765,386	\$7,468,419	\$2,333,494	\$2,890,085	\$1,123,858	\$32,581,241
Public Services	\$11,630	\$22,420	\$17,130	\$24,799	\$66,673	\$142,651
Property Damage and Loss	\$143,429	\$706,327	\$634,120	\$1,046,443	\$3,263,964	\$5,794,283
Subtotal (Monetary Costs)	\$19,296,472	\$11,072,315	\$3,943,285	\$5,171,579	\$4,790,981	\$44,274,632
Quality of Life	\$34,997,283	\$13,926,263	\$4,391,873	\$4,391,805	\$1,197,196	\$58,904,420
Total (Comprehensive Costs)	\$54,293,759	\$24,998,579	\$8,335,157	\$9,563,383	\$5,988,177	\$103,179,056

	Murder	Rape	Assault	Robbery	Larceny	Burglary	Motor Vehicle Theft	Total
Medical Care	\$67,334	\$82,977	\$75,400	\$3,968	\$0	\$0	\$0	\$229,679
Future Earnings (Lost Wages)	\$2,974,849	\$262,430	\$194,501	\$4,848	\$19,480	\$11,151	\$7,994	\$3,475,253
Public Services	\$5,082	\$33,554	\$32,903	\$777	\$355,179	\$141,151	\$24,650	\$593,295
Property Damage and Loss	\$3,117	\$6,723	\$7,918	\$2,272	\$734,533	\$912,216	\$562,082	\$2,228,860
Subtotal (Monetary Costs)	\$3,050,382	\$385,662	\$310,764	\$11,864	\$1,109,191	\$1,064,518	\$594,726	\$6,527,108
Quality of Life	\$5,272,835	\$8,289,020	\$1,221,500	\$24,450	\$0	\$144,492	\$32,320	\$14,984,616
Total (Comprehensive Cost)	\$8,323,217	\$8,674,692	\$1,532,244	\$36,314	\$1,109,191	\$1,209,010	\$627,046	\$21,511,714

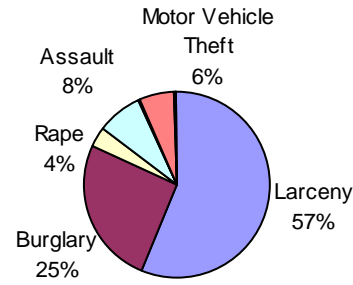
Traffic Crash Casualties



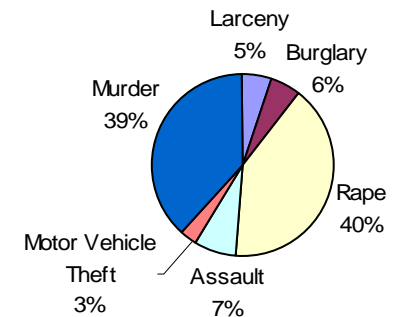
Traffic Crash Costs



Index Crimes



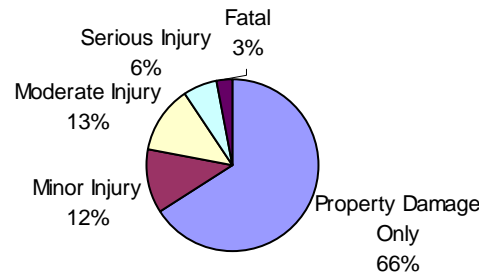
Index Crime Costs



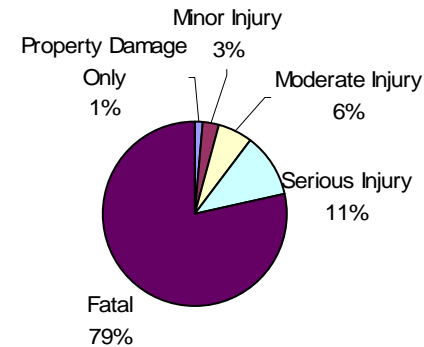
Newaygo County 2004 Alcohol-Involved Crashes

Traffic Crash Casualty Severity	Traffic Crash Casualties	Traffic Crash Costs
Property Damage Only	84	\$320,566
Minor Injury	15	\$609,947
Moderate Injury	16	\$1,389,045
Serious Injury	8	\$2,528,408
Fatal	4	\$17,515,196
Total	127	\$22,363,162
Average cost of traffic crash		\$176,088

Traffic Crash Casualties



Traffic Crash Costs



Costs of Alcohol-Involved Traffic Crashes in Newaygo County (2004 Dollars)

	Fatal	Serious Injury	Moderate Injury	Minor Injury	Property Damage Only	Total
Medical Care	\$115,702	\$321,080	\$175,436	\$85,144	\$21,535	\$718,897
Future Earnings (Lost Wages)	\$6,044,969	\$856,996	\$368,400	\$172,607	\$88,226	\$7,531,198
Public Services	\$3,578	\$2,130	\$2,256	\$1,612	\$2,735	\$12,311
Property Damage and Loss	\$44,132	\$60,007	\$76,389	\$66,771	\$133,874	\$381,172
Subtotal (Monetary Costs)	\$6,208,380	\$1,240,212	\$622,481	\$326,134	\$246,369	\$8,643,576
Quality of Life	\$11,306,815	\$1,288,196	\$766,564	\$283,813	\$74,196	\$13,719,584
Total (Comprehensive Costs)	\$17,515,196	\$2,528,408	\$1,389,045	\$609,947	\$320,566	\$22,363,162

Oakland County 2004

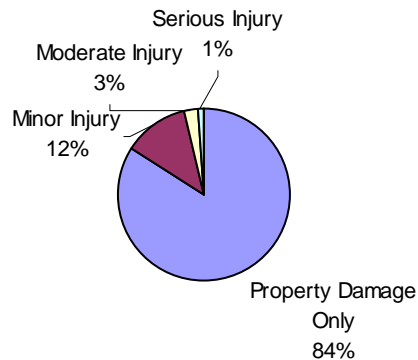
Traffic Crash Casualty Severity	Traffic Crash Casualties	Traffic Crash Costs
Property Damage Only	65908	\$192,709,371
Minor Injury	9412	\$383,023,679
Moderate Injury	2272	\$136,240,847
Serious Injury	712	\$150,838,881
Fatal	75	\$313,233,225
Total	78379	\$1,176,046,004
Average cost of traffic crash casualty		\$15,005

Index Crime Category	Number of Index Crimes	Index Crime Costs
Larceny	20430	\$28,684,531
Burglary	5077	\$17,145,654
Rape	427	\$72,629,284
Assault	5077	\$67,062,093
Robbery	2840	\$51,565,880
Motor Vehicle Theft	3419	\$24,362,155
Murder	16	\$66,585,736
Total	37286	\$328,035,333
Average cost of index crime		\$8,798

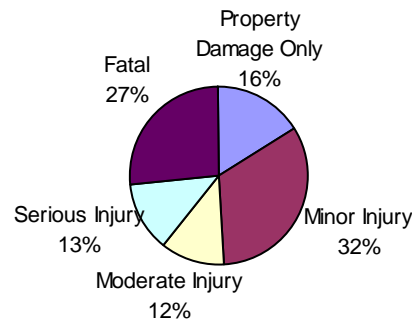
Costs of Traffic Crashes in Oakland County (2004 Dollars)						
	Fatal	Serious Injury	Moderate Injury	Minor Injury	Property Damage Only	Total
Medical Care	\$2,169,413	\$17,348,354	\$15,667,666	\$48,471,905	\$10,828,687	\$94,486,024
Future Earnings (Lost Wages)	\$108,261,843	\$45,063,681	\$38,141,707	\$115,750,959	\$36,167,596	\$343,385,786
Public Services	\$67,095	\$135,282	\$279,993	\$993,217	\$2,145,635	\$3,621,221
Property Damage and Loss	\$827,475	\$4,261,908	\$10,364,897	\$41,911,147	\$105,039,715	\$162,405,142
Subtotal (Monetary Costs)	\$111,325,800	\$66,809,225	\$64,454,262	\$207,127,228	\$154,181,633	\$603,898,147
Quality of Life	\$201,907,402	\$84,029,656	\$71,786,585	\$175,896,451	\$38,527,739	\$572,147,834
Total (Comprehensive Costs)	\$313,233,225	\$150,838,881	\$136,240,847	\$383,023,679	\$192,709,371	\$1,176,046,004

Costs of Index Crimes in Oakland County (2004 Dollars)								
	Murder	Rape	Assault	Robbery	Larceny	Burglary	Motor Vehicle Theft	Total
Medical Care	\$538,675	\$694,729	\$3,300,050	\$5,634,560	\$0	\$0	\$0	\$10,168,014
Future Earnings (Lost Wages)	\$23,798,794	\$2,197,209	\$8,512,753	\$6,884,867	\$503,758	\$158,132	\$310,597	\$42,366,110
Public Services	\$40,656	\$280,929	\$1,440,062	\$1,103,035	\$9,185,201	\$2,001,746	\$957,708	\$15,009,336
Property Damage and Loss	\$24,932	\$56,286	\$346,571	\$3,225,541	\$18,995,572	\$12,936,655	\$21,838,150	\$57,423,707
Subtotal (Monetary Costs)	\$24,403,058	\$3,228,974	\$13,601,283	\$16,846,880	\$28,684,531	\$15,096,532	\$23,106,455	\$124,967,713
Quality of Life	\$42,182,678	\$69,400,223	\$53,461,667	\$34,719,189	\$0	\$2,049,122	\$1,255,700	\$203,068,580
Total (Comprehensive Cost)	\$66,585,736	\$72,629,284	\$67,062,093	\$51,565,880	\$28,684,531	\$17,145,654	\$24,362,155	\$328,035,333

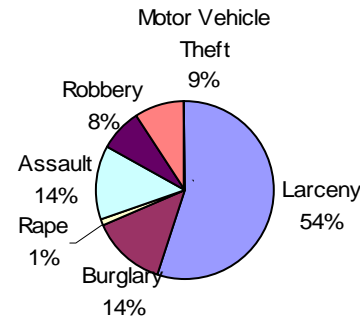
Traffic Crash Casualties



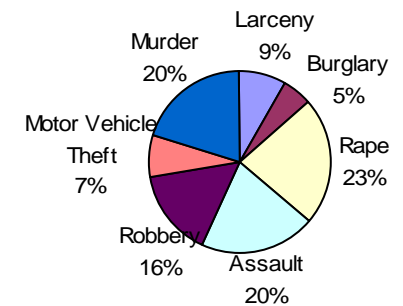
Traffic Crash Costs



Index Crimes



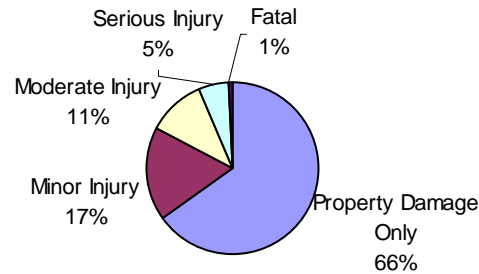
Index Crime Costs



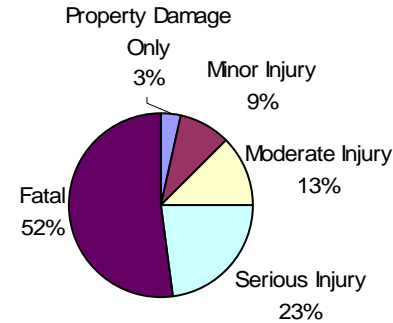
Oakland County 2004 Alcohol-Involved Crashes

Traffic Crash Casualty Severity	Traffic Crash Casualties	Traffic Crash Costs
Property Damage Only	1517	\$5,789,262
Minor Injury	397	\$16,143,269
Moderate Injury	257	\$22,311,536
Serious Injury	127	\$40,138,484
Fatal	21	\$91,954,779
Total	2319	\$176,337,331
Average cost of traffic crash	\$76,040	

Traffic Crash Casualties



Traffic Crash Costs



Costs of Alcohol-Involved Traffic Crashes in Oakland County (2004 Dollars)

	Fatal	Serious Injury	Moderate Injury	Minor Injury	Property Damage Only	Total
Medical Care	\$607,436	\$5,097,138	\$2,817,948	\$2,253,470	\$388,914	\$11,164,906
Future Earnings (Lost Wages)	\$31,736,089	\$13,604,810	\$5,917,427	\$4,568,320	\$1,593,321	\$57,419,965
Public Services	\$18,786	\$33,814	\$36,233	\$42,675	\$49,386	\$180,894
Property Damage and Loss	\$231,693	\$952,604	\$1,226,993	\$1,767,216	\$2,417,692	\$6,596,198
Subtotal (Monetary Costs)	\$32,593,995	\$19,688,366	\$9,998,601	\$8,631,680	\$4,449,312	\$75,361,955
Quality of Life	\$59,360,776	\$20,450,118	\$12,312,935	\$7,511,589	\$1,339,950	\$100,975,368
Total (Comprehensive Costs)	\$91,954,779	\$40,138,484	\$22,311,536	\$16,143,269	\$5,789,262	\$176,337,331

Oceana County 2004

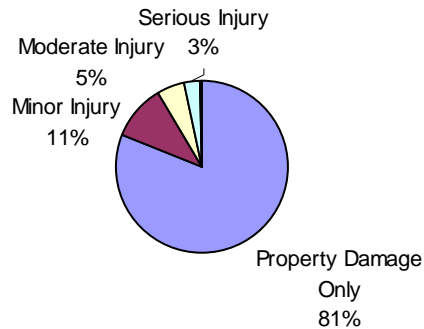
Traffic Crash Casualty Severity	Traffic Crash Casualties	Traffic Crash Costs
Property Damage Only	1220	\$3,567,176
Minor Injury	162	\$6,592,630
Moderate Injury	75	\$4,497,387
Serious Injury	43	\$9,109,652
Fatal	6	\$25,058,658
Total	1506	\$48,825,503
Average cost of traffic crash casualty		\$32,421

Index Crime Category	Number of Index Crimes	Index Crime Costs
Larceny	328	\$460,525
Burglary	126	\$425,518
Rape	16	\$2,721,472
Assault	42	\$554,778
Robbery	2	\$36,314
Motor Vehicle Theft	21	\$149,636
Murder	2	\$8,323,217
Total	537	\$12,671,460
Average cost of index crime		\$23,597

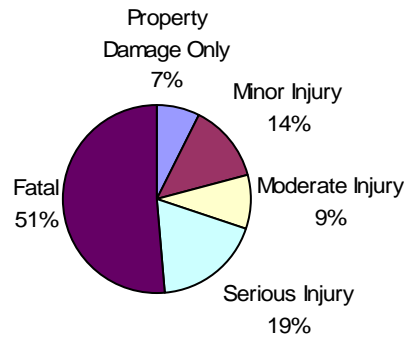
	Fatal	Serious Injury	Moderate Injury	Minor Injury	Property Damage Only	Total
Medical Care	\$173,553	\$1,047,724	\$517,198	\$834,302	\$200,446	\$2,773,223
Future Earnings (Lost Wages)	\$8,660,947	\$2,721,543	\$1,259,079	\$1,992,314	\$669,486	\$15,303,369
Public Services	\$5,368	\$8,170	\$9,243	\$17,095	\$39,717	\$79,593
Property Damage and Loss	\$66,198	\$257,390	\$342,151	\$721,378	\$1,944,354	\$3,331,471
Subtotal (Monetary Costs)	\$8,906,064	\$4,034,827	\$2,127,672	\$3,565,088	\$2,854,002	\$21,487,653
Quality of Life	\$16,152,592	\$5,074,825	\$2,369,716	\$3,027,542	\$713,174	\$27,337,848
Total (Comprehensive Costs)	\$25,058,658	\$9,109,652	\$4,497,387	\$6,592,630	\$3,567,176	\$48,825,503

	Murder	Rape	Assault	Robbery	Larceny	Burglary	Motor Vehicle Theft	Total
Medical Care	\$67,334	\$26,032	\$27,300	\$3,968	\$0	\$0	\$0	\$124,634
Future Earnings (Lost Wages)	\$2,974,849	\$82,331	\$70,423	\$4,848	\$8,088	\$3,924	\$1,908	\$3,146,371
Public Services	\$5,082	\$10,527	\$11,913	\$777	\$147,467	\$49,679	\$5,882	\$231,327
Property Damage and Loss	\$3,117	\$2,109	\$2,867	\$2,272	\$304,971	\$321,059	\$134,133	\$770,527
Subtotal (Monetary Costs)	\$3,050,382	\$120,992	\$112,518	\$11,864	\$460,525	\$374,663	\$141,923	\$4,272,867
Quality of Life	\$5,272,835	\$2,600,477	\$442,267	\$24,450	\$0	\$50,855	\$7,713	\$8,398,596
Total (Comprehensive Cost)	\$8,323,217	\$2,721,472	\$554,778	\$36,314	\$460,525	\$425,518	\$149,636	\$12,671,460

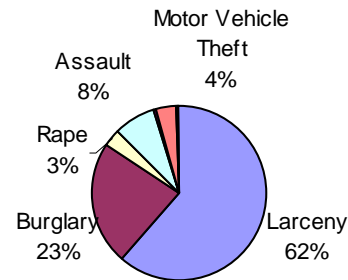
Traffic Crash Casualties



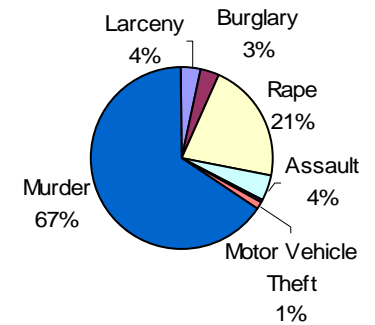
Traffic Crash Costs



Index Crimes



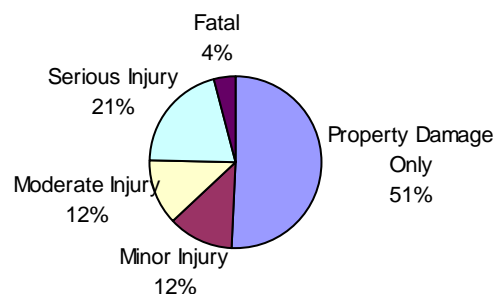
Index Crime Costs



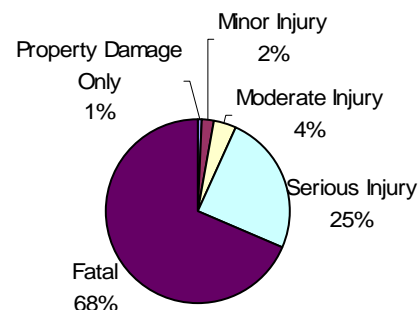
Oceana County 2004 Alcohol-Involved Crashes

Traffic Crash Casualty Severity	Traffic Crash Casualties	Traffic Crash Costs
Property Damage Only	37	\$141,202
Minor Injury	9	\$365,968
Moderate Injury	9	\$781,338
Serious Injury	15	\$4,740,766
Fatal	3	\$13,136,397
Total	73	\$19,165,671
Average cost of traffic crash	\$262,543	

Traffic Crash Casualties



Traffic Crash Costs



Costs of Alcohol-Involved Traffic Crashes in Oceana County (2004 Dollars)						
	Fatal	Serious Injury	Moderate Injury	Minor Injury	Property Damage Only	Total
Medical Care	\$86,777	\$602,024	\$98,683	\$51,086	\$9,486	\$848,056
Future Earnings (Lost Wages)	\$4,533,727	\$1,606,867	\$207,225	\$103,564	\$38,861	\$6,490,245
Public Services	\$2,684	\$3,994	\$1,269	\$967	\$1,205	\$10,118
Property Damage and Loss	\$33,099	\$112,512	\$42,969	\$40,063	\$58,968	\$287,611
Subtotal (Monetary Costs)	\$4,656,285	\$2,325,398	\$350,146	\$195,680	\$108,520	\$7,636,028
Quality of Life	\$8,480,111	\$2,415,368	\$431,192	\$170,288	\$32,682	\$11,529,641
Total (Comprehensive Costs)	\$13,136,397	\$4,740,766	\$781,338	\$365,968	\$141,202	\$19,165,671

Ogemaw County 2004

Traffic Crash Casualty Severity	Traffic Crash Casualties	Traffic Crash Costs
Property Damage Only	1088	\$3,181,219
Minor Injury	124	\$5,046,211
Moderate Injury	65	\$3,897,736
Serious Injury	43	\$9,109,652
Fatal	4	\$16,705,772
Total	1324	\$37,940,589
Average cost of traffic crash casualty		\$28,656

Index Crime Category	Number of Index Crimes	Index Crime Costs
Larceny	329	\$461,929
Burglary	168	\$567,357
Rape	13	\$2,211,196
Assault	35	\$462,315
Robbery	1	\$18,157
Motor Vehicle Theft	18	\$128,259
Murder	0	\$0
Total	564	\$3,849,213
Average cost of index crime		\$6,825

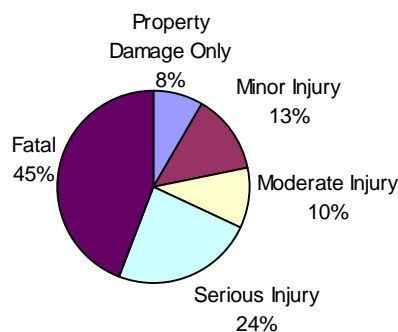
Costs of Traffic Crashes in Ogemaw County (2004 Dollars)						
	Fatal	Serious Injury	Moderate Injury	Minor Injury	Property Damage Only	Total
Medical Care	\$115,702	\$1,047,724	\$448,239	\$638,601	\$178,758	\$2,429,024
Future Earnings (Lost Wages)	\$5,773,965	\$2,721,543	\$1,091,202	\$1,524,981	\$597,050	\$11,708,740
Public Services	\$3,578	\$8,170	\$8,010	\$13,085	\$35,420	\$68,264
Property Damage and Loss	\$44,132	\$257,390	\$296,531	\$552,166	\$1,733,981	\$2,884,200
Subtotal (Monetary Costs)	\$5,937,376	\$4,034,827	\$1,843,982	\$2,728,833	\$2,545,209	\$17,090,226
Quality of Life	\$10,768,395	\$5,074,825	\$2,053,754	\$2,317,378	\$636,010	\$20,850,361
Total (Comprehensive Costs)	\$16,705,772	\$9,109,652	\$3,897,736	\$5,046,211	\$3,181,219	\$37,940,589

Costs of Index Crimes in Ogemaw County (2004 Dollars)								
	Murder	Rape	Assault	Robbery	Larceny	Burglary	Motor Vehicle Theft	Total
Medical Care	\$0	\$21,151	\$22,750	\$1,984	\$0	\$0	\$0	\$45,885
Future Earnings (Lost Wages)	\$0	\$66,894	\$58,686	\$2,424	\$8,112	\$5,233	\$1,635	\$142,984
Public Services	\$0	\$8,553	\$9,928	\$388	\$147,916	\$66,239	\$5,042	\$238,066
Property Damage and Loss	\$0	\$1,714	\$2,389	\$1,136	\$305,900	\$428,079	\$114,971	\$854,189
Subtotal (Monetary Costs)	\$0	\$98,306	\$93,765	\$5,932	\$461,929	\$499,550	\$121,648	\$1,281,131
Quality of Life	\$0	\$2,112,887	\$368,556	\$12,225	\$0	\$67,806	\$6,611	\$2,568,085
Total (Comprehensive Cost)	\$0	\$2,211,196	\$462,315	\$18,157	\$461,929	\$567,357	\$128,259	\$3,849,213

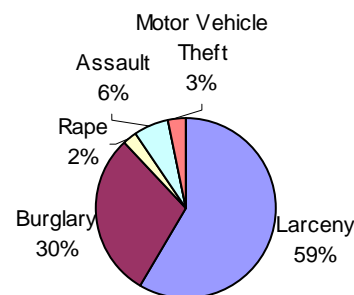
Traffic Crash Casualties



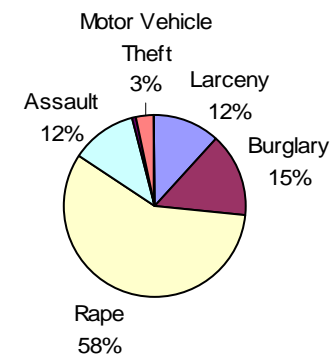
Traffic Crash Costs



Index Crimes



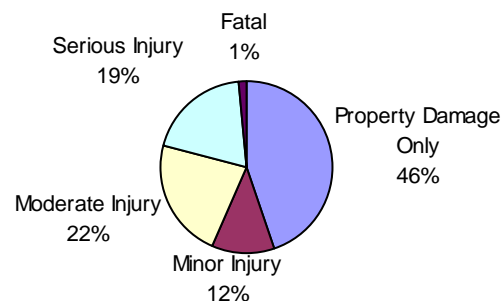
Index Crime Costs



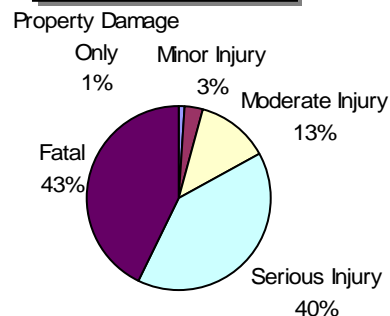
Ogemaw County 2004 Alcohol-Involved Crashes

Traffic Crash Casualty Severity	Traffic Crash Casualties	Traffic Crash Costs
Property Damage Only	30	\$114,488
Minor Injury	8	\$325,305
Moderate Injury	15	\$1,302,230
Serious Injury	13	\$4,108,664
Fatal	1	\$4,378,799
Total	67	\$10,229,485
Average cost of traffic crash	\$152,679	

Traffic Crash Casualties



Traffic Crash Costs



Costs of Alcohol-Involved Traffic Crashes in Ogemaw County (2004 Dollars)						
	Fatal	Serious Injury	Moderate Injury	Minor Injury	Property Damage Only	Total
Medical Care	\$28,926	\$521,754	\$164,472	\$45,410	\$7,691	\$768,253
Future Earnings (Lost Wages)	\$1,511,242	\$1,392,618	\$345,375	\$92,057	\$31,509	\$3,372,802
Public Services	\$895	\$3,461	\$2,115	\$860	\$977	\$8,307
Property Damage and Loss	\$11,033	\$97,511	\$71,614	\$35,611	\$47,812	\$263,581
Subtotal (Monetary Costs)	\$1,552,095	\$2,015,345	\$583,576	\$173,938	\$87,989	\$4,412,943
Quality of Life	\$2,826,704	\$2,093,319	\$718,654	\$151,367	\$26,499	\$5,816,542
Total (Comprehensive Costs)	\$4,378,799	\$4,108,664	\$1,302,230	\$325,305	\$114,488	\$10,229,485

Ontonagon County 2004

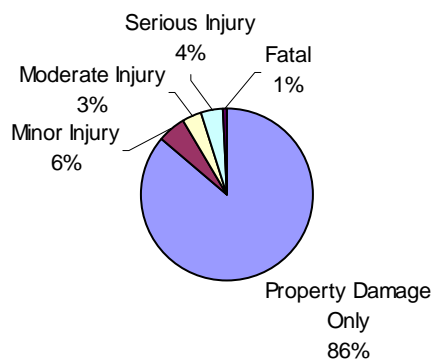
Traffic Crash Casualty Severity	Traffic Crash Casualties	Traffic Crash Costs
Property Damage Only	461	\$1,347,925
Minor Injury	30	\$1,220,857
Moderate Injury	18	\$1,079,373
Serious Injury	23	\$4,872,604
Fatal	3	\$12,529,329
Total	535	\$21,050,088
Average cost of traffic crash casualty	\$39,346	

Index Crime Category	Number of Index Crimes	Index Crime Costs
Larceny	51	\$71,606
Burglary	26	\$87,805
Rape	2	\$340,184
Assault	11	\$145,299
Robbery	0	\$0
Motor Vehicle Theft	7	\$49,879
Murder	0	\$0
Total	97	\$694,773
Average cost of index crime	\$7,163	

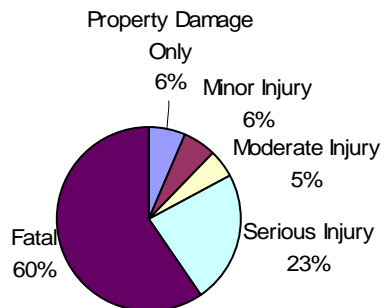
	Fatal	Serious Injury	Moderate Injury	Minor Injury	Property Damage Only	Total
Medical Care	\$86,777	\$560,410	\$124,128	\$154,500	\$75,742	\$1,001,557
Future Earnings (Lost Wages)	\$4,330,474	\$1,455,709	\$302,179	\$368,947	\$252,978	\$6,710,286
Public Services	\$2,684	\$4,370	\$2,218	\$3,166	\$15,008	\$27,446
Property Damage and Loss	\$33,099	\$137,674	\$82,116	\$133,588	\$734,711	\$1,121,188
Subtotal (Monetary Costs)	\$4,453,032	\$2,158,163	\$510,641	\$660,202	\$1,078,439	\$8,860,476
Quality of Life	\$8,076,296	\$2,714,441	\$568,732	\$560,656	\$269,486	\$12,189,611
Total (Comprehensive Costs)	\$12,529,329	\$4,872,604	\$1,079,373	\$1,220,857	\$1,347,925	\$21,050,088

	Murder	Rape	Assault	Robbery	Larceny	Burglary	Motor Vehicle Theft	Total
Medical Care	\$0	\$3,254	\$7,150	\$0	\$0	\$0	\$0	\$10,404
Future Earnings (Lost Wages)	\$0	\$10,291	\$18,444	\$0	\$1,258	\$810	\$636	\$31,439
Public Services	\$0	\$1,316	\$3,120	\$0	\$22,929	\$10,251	\$1,961	\$39,577
Property Damage and Loss	\$0	\$264	\$751	\$0	\$47,419	\$66,250	\$44,711	\$159,395
Subtotal (Monetary Costs)	\$0	\$15,124	\$29,469	\$0	\$71,606	\$77,311	\$47,308	\$240,818
Quality of Life	\$0	\$325,060	\$115,832	\$0	\$0	\$10,494	\$2,571	\$453,956
Total (Comprehensive Cost)	\$0	\$340,184	\$145,299	\$0	\$71,606	\$87,805	\$49,879	\$694,773

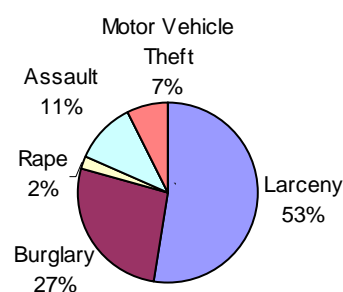
Traffic Crash Casualties



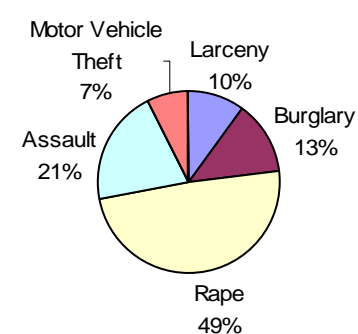
Traffic Crash Costs



Index Crimes



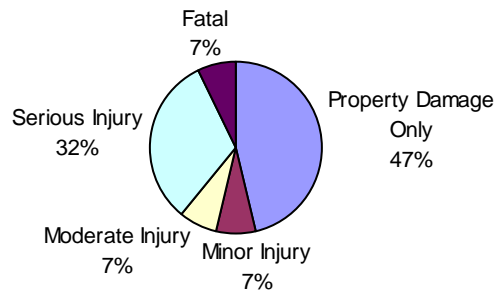
Index Crime Costs



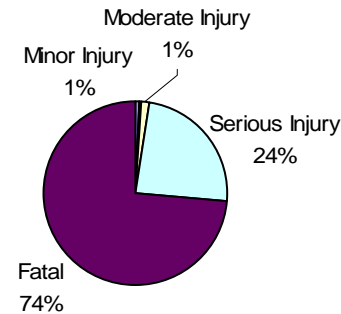
Ontonagon County 2004 Alcohol-Involved Crashes

Traffic Crash Casualty Severity	Traffic Crash Casualties	Traffic Crash Costs
Property Damage Only	13	\$49,611
Minor Injury	2	\$81,326
Moderate Injury	2	\$173,631
Serious Injury	9	\$2,844,459
Fatal	2	\$8,757,598
Total	28	\$11,906,626
Average cost of traffic crash casualty	\$425,237	

Traffic Crash Casualties



Traffic Crash Costs



Costs of Alcohol-Involved Traffic Crashes in Ontonagon County (2004 Dollars)

	Fatal	Serious Injury	Moderate Injury	Minor Injury	Property Damage Only	Total
Medical Care	\$57,851	\$361,215	\$21,930	\$11,352	\$3,333	\$455,680
Future Earnings (Lost Wages)	\$3,022,485	\$964,120	\$46,050	\$23,014	\$13,654	\$4,069,323
Public Services	\$1,789	\$2,396	\$282	\$215	\$423	\$5,106
Property Damage and Loss	\$22,066	\$67,507	\$9,549	\$8,903	\$20,719	\$128,743
Subtotal (Monetary Costs)	\$3,104,190	\$1,395,239	\$77,810	\$43,485	\$38,129	\$4,658,852
Quality of Life	\$5,653,407	\$1,449,221	\$95,821	\$37,842	\$11,483	\$7,247,773
Total (Comprehensive Costs)	\$8,757,598	\$2,844,459	\$173,631	\$81,326	\$49,611	\$11,906,626

Osceola County 2004

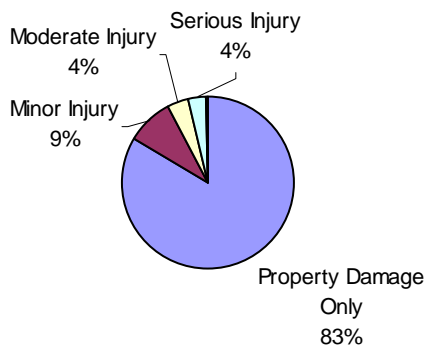
Traffic Crash Casualty Severity	Traffic Crash Casualties	Traffic Crash Costs
Property Damage Only	1338	\$3,912,198
Minor Injury	144	\$5,860,116
Moderate Injury	58	\$3,477,979
Serious Injury	57	\$12,075,585
Fatal	3	\$12,529,329
Total	1600	\$37,855,207
Average cost of traffic crash casualty	\$23,660	

Index Crime Category	Number of Index Crimes	Index Crime Costs
Larceny	285	\$400,151
Burglary	136	\$459,289
Rape	25	\$4,252,300
Assault	36	\$475,524
Robbery	0	\$0
Motor Vehicle Theft	24	\$171,012
Murder	0	\$0
Total	506	\$5,758,277
Average cost of index crime	\$11,380	

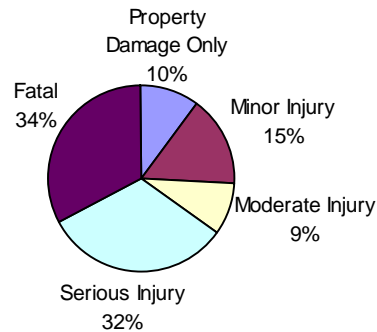
	Fatal	Serious Injury	Moderate Injury	Minor Injury	Property Damage Only	Total
Medical Care	\$86,777	\$1,388,843	\$399,967	\$741,602	\$219,833	\$2,837,021
Future Earnings (Lost Wages)	\$4,330,474	\$3,607,626	\$973,688	\$1,770,945	\$734,239	\$11,416,973
Public Services	\$2,684	\$10,830	\$7,148	\$15,196	\$43,559	\$79,416
Property Damage and Loss	\$33,099	\$341,192	\$264,597	\$641,225	\$2,132,414	\$3,412,526
Subtotal (Monetary Costs)	\$4,453,032	\$5,348,491	\$1,645,399	\$3,168,967	\$3,130,045	\$17,745,935
Quality of Life	\$8,076,296	\$6,727,093	\$1,832,580	\$2,691,148	\$782,153	\$20,109,270
Total (Comprehensive Costs)	\$12,529,329	\$12,075,585	\$3,477,979	\$5,860,116	\$3,912,198	\$37,855,207

	Murder	Rape	Assault	Robbery	Larceny	Burglary	Motor Vehicle Theft	Total
Medical Care	\$0	\$40,675	\$23,400	\$0	\$0	\$0	\$0	\$64,075
Future Earnings (Lost Wages)	\$0	\$128,642	\$60,362	\$0	\$7,027	\$4,236	\$2,180	\$202,448
Public Services	\$0	\$16,448	\$10,211	\$0	\$128,134	\$53,622	\$6,723	\$215,138
Property Damage and Loss	\$0	\$3,295	\$2,457	\$0	\$264,990	\$346,540	\$153,295	\$770,578
Subtotal (Monetary Costs)	\$0	\$189,050	\$96,444	\$0	\$400,151	\$404,398	\$162,198	\$1,252,241
Quality of Life	\$0	\$4,063,245	\$379,086	\$0	\$0	\$54,891	\$8,815	\$4,506,036
Total (Comprehensive Cost)	\$0	\$4,252,300	\$475,524	\$0	\$400,151	\$459,289	\$171,012	\$5,758,277

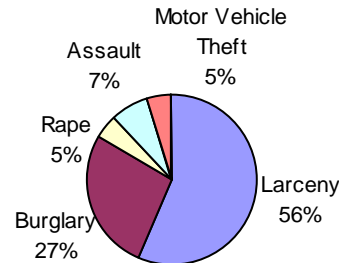
Traffic Crash Casualties



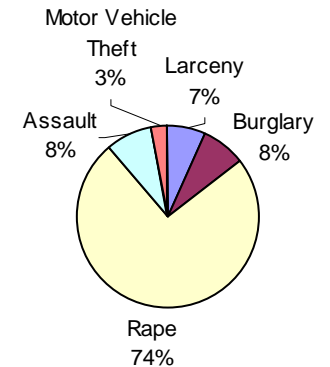
Traffic Crash Costs



Index Crimes



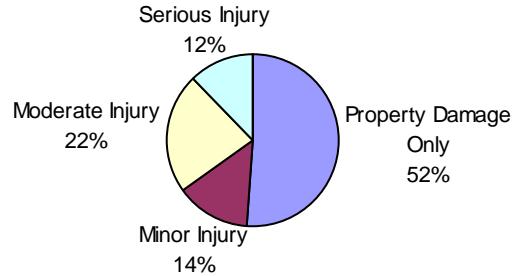
Index Crime Costs



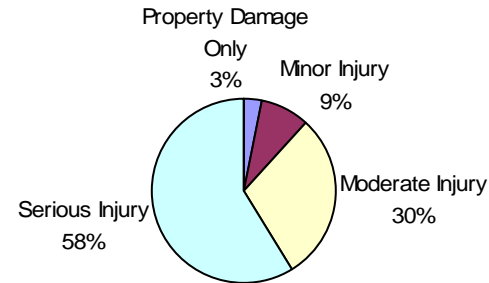
Osceola County 2004 Alcohol-Involved Crashes

Traffic Crash Casualty Severity	Traffic Crash Casualties	Traffic Crash Costs
Property Damage Only	25	\$95,406
Minor Injury	7	\$284,642
Moderate Injury	11	\$954,968
Serious Injury	6	\$1,896,306
Fatal	0	\$0
Total	49	\$3,231,323
Average cost of traffic crash casualty	\$65,945	

Traffic Crash Casualties



Traffic Crash Costs



Costs of Alcohol-Involved Traffic Crashes in Ocala County (2004 Dollars)						
	Fatal	Serious Injury	Moderate Injury	Minor Injury	Property Damage Only	Total
Medical Care	\$0	\$240,810	\$120,613	\$39,734	\$6,409	\$407,565
Future Earnings (Lost Wages)	\$0	\$642,747	\$253,275	\$80,550	\$26,258	\$1,002,829
Public Services	\$0	\$1,598	\$1,551	\$752	\$814	\$4,715
Property Damage and Loss	\$0	\$45,005	\$52,517	\$31,160	\$39,843	\$168,525
Subtotal (Monetary Costs)	\$0	\$930,159	\$427,956	\$152,196	\$73,324	\$1,583,635
Quality of Life	\$0	\$966,147	\$527,013	\$132,446	\$22,082	\$1,647,688
Total (Comprehensive Costs)	\$0	\$1,896,306	\$954,968	\$284,642	\$95,406	\$3,231,323

Oscoda County 2004

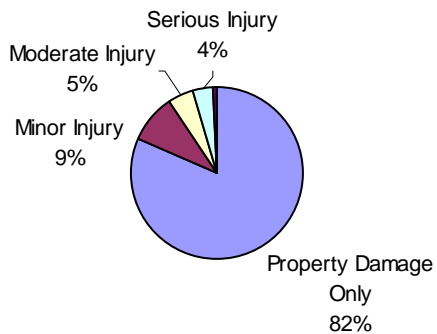
Traffic Crash Casualty Severity	Traffic Crash Casualties	Traffic Crash Costs
Property Damage Only	357	\$1,043,838
Minor Injury	39	\$1,587,115
Moderate Injury	22	\$1,319,234
Serious Injury	17	\$3,601,490
Fatal	2	\$8,352,886
Total	437	\$15,904,562
Average cost of traffic crash casualty		\$36,395

Index Crime Category	Number of Index Crimes	Index Crime Costs
Larceny	156	\$219,030
Burglary	83	\$280,301
Rape	6	\$1,020,552
Assault	7	\$92,463
Robbery	0	\$0
Motor Vehicle Theft	10	\$71,255
Murder	1	\$4,161,609
Total	263	\$5,845,210
Average cost of index crime		\$22,225

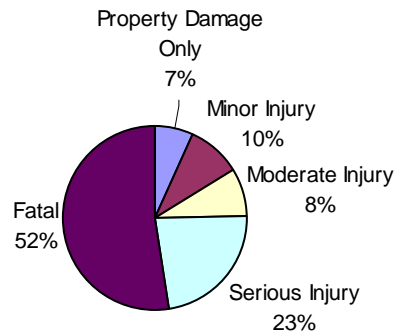
Costs of Traffic Crashes in Oscoda County (2004 Dollars)						
	Fatal	Serious Injury	Moderate Injury	Minor Injury	Property Damage Only	Total
Medical Care	\$57,851	\$414,216	\$151,712	\$200,850	\$58,655	\$883,284
Future Earnings (Lost Wages)	\$2,886,982	\$1,075,959	\$369,330	\$479,631	\$195,907	\$5,007,809
Public Services	\$1,789	\$3,230	\$2,711	\$4,116	\$11,622	\$23,468
Property Damage and Loss	\$22,066	\$101,759	\$100,364	\$173,665	\$568,962	\$966,817
Subtotal (Monetary Costs)	\$2,968,688	\$1,595,164	\$624,117	\$858,262	\$835,147	\$6,881,378
Quality of Life	\$5,384,197	\$2,006,326	\$695,117	\$728,853	\$208,691	\$9,023,184
Total (Comprehensive Costs)	\$8,352,886	\$3,601,490	\$1,319,234	\$1,587,115	\$1,043,838	\$15,904,562

Costs of Index Crimes in Oscoda County (2004 Dollars)								
	Murder	Rape	Assault	Robbery	Larceny	Burglary	Motor Vehicle Theft	Total
Medical Care	\$33,667	\$9,762	\$4,550	\$0	\$0	\$0	\$0	\$47,979
Future Earnings (Lost Wages)	\$1,487,425	\$30,874	\$11,737	\$0	\$3,847	\$2,585	\$908	\$1,537,376
Public Services	\$2,541	\$3,947	\$1,986	\$0	\$70,137	\$32,725	\$2,801	\$114,137
Property Damage and Loss	\$1,558	\$791	\$478	\$0	\$145,047	\$211,491	\$63,873	\$423,238
Subtotal (Monetary Costs)	\$1,525,191	\$45,372	\$18,753	\$0	\$219,030	\$246,802	\$67,582	\$2,122,730
Quality of Life	\$2,636,417	\$975,179	\$73,711	\$0	\$0	\$33,500	\$3,673	\$3,722,480
Total (Comprehensive Cost)	\$4,161,609	\$1,020,552	\$92,463	\$0	\$219,030	\$280,301	\$71,255	\$5,845,210

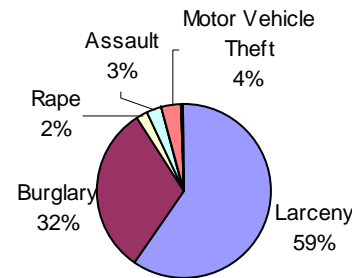
Traffic Crash Casualties



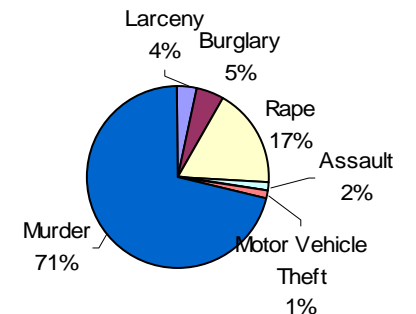
Traffic Crash Costs



Index Crimes



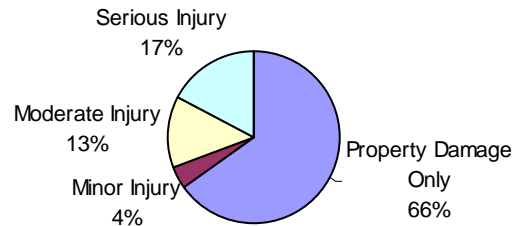
Index Crime Costs



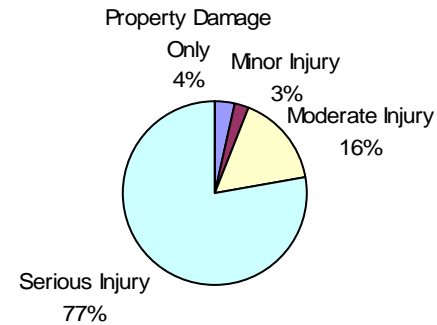
Oscoda County 2004 Alcohol-Involved Crashes

Traffic Crash Casualty Severity	Traffic Crash Casualties	Traffic Crash Costs
Property Damage Only	15	\$57,244
Minor Injury	1	\$40,663
Moderate Injury	3	\$260,446
Serious Injury	4	\$1,264,204
Fatal	0	\$0
Total	23	\$1,622,557
Average cost of traffic crash	\$70,546	

Traffic Crash Casualties



Traffic Crash Costs



Costs of Alcohol-Involved Traffic Crashes in Oscoda County (2004 Dollars)						
	Fatal	Serious Injury	Moderate Injury	Minor Injury	Property Damage Only	Total
Medical Care	\$0	\$160,540	\$32,894	\$5,676	\$3,846	\$202,956
Future Earnings (Lost Wages)	\$0	\$428,498	\$69,075	\$11,507	\$15,755	\$524,835
Public Services	\$0	\$1,065	\$423	\$107	\$488	\$2,084
Property Damage and Loss	\$0	\$30,003	\$14,323	\$4,451	\$23,906	\$72,684
Subtotal (Monetary Costs)	\$0	\$620,106	\$116,715	\$21,742	\$43,995	\$802,558
Quality of Life	\$0	\$644,098	\$143,731	\$18,921	\$13,249	\$819,999
Total (Comprehensive Costs)	\$0	\$1,264,204	\$260,446	\$40,663	\$57,244	\$1,622,557

Otsego County 2004

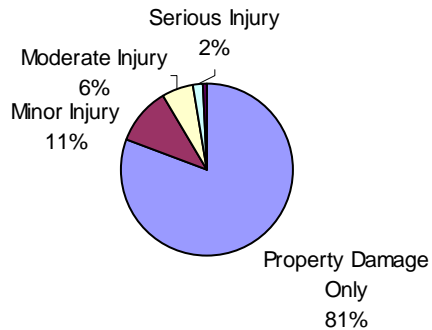
Traffic Crash Casualty Severity	Traffic Crash Casualties	Traffic Crash Costs
Property Damage Only	1295	\$3,786,470
Minor Injury	182	\$7,406,535
Moderate Injury	93	\$5,576,760
Serious Injury	32	\$6,779,276
Fatal	8	\$33,411,544
Total	1610	\$56,960,584
Average cost of traffic crash casualty		\$35,379

Index Crime Category	Number of Index Crimes	Index Crime Costs
Larceny	354	\$497,030
Burglary	161	\$543,717
Rape	13	\$2,211,196
Assault	43	\$567,987
Robbery	1	\$18,157
Motor Vehicle Theft	31	\$220,891
Murder	2	\$8,323,217
Total	605	\$12,382,195
Average cost of index crime		\$20,466

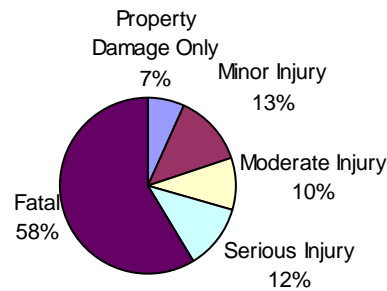
	Fatal	Serious Injury	Moderate Injury	Minor Injury	Property Damage Only	Total
Medical Care	\$231,404	\$779,701	\$641,326	\$937,302	\$212,769	\$2,802,502
Future Earnings (Lost Wages)	\$11,547,930	\$2,025,334	\$1,561,258	\$2,238,278	\$710,643	\$18,083,443
Public Services	\$7,157	\$6,080	\$11,461	\$19,206	\$42,159	\$86,062
Property Damage and Loss	\$88,264	\$191,546	\$424,267	\$810,437	\$2,063,883	\$3,578,398
Subtotal (Monetary Costs)	\$11,874,752	\$3,002,662	\$2,638,313	\$4,005,223	\$3,029,453	\$24,550,402
Quality of Life	\$21,536,790	\$3,776,614	\$2,938,447	\$3,401,313	\$757,016	\$32,410,179
Total (Comprehensive Costs)	\$33,411,544	\$6,779,276	\$5,576,760	\$7,406,535	\$3,786,470	\$56,960,584

	Murder	Rape	Assault	Robbery	Larceny	Burglary	Motor Vehicle Theft	Total
Medical Care	\$67,334	\$21,151	\$27,950	\$1,984	\$0	\$0	\$0	\$118,419
Future Earnings (Lost Wages)	\$2,974,849	\$66,894	\$72,099	\$2,424	\$8,729	\$5,015	\$2,816	\$3,132,826
Public Services	\$5,082	\$8,553	\$12,197	\$388	\$159,156	\$63,479	\$8,684	\$257,538
Property Damage and Loss	\$3,117	\$1,714	\$2,935	\$1,136	\$329,145	\$410,243	\$198,006	\$946,295
Subtotal (Monetary Costs)	\$3,050,382	\$98,306	\$115,197	\$5,932	\$497,030	\$478,736	\$209,506	\$4,455,089
Quality of Life	\$5,272,835	\$2,112,887	\$452,797	\$12,225	\$0	\$64,981	\$11,385	\$7,927,111
Total (Comprehensive Cost)	\$8,323,217	\$2,211,196	\$567,987	\$18,157	\$497,030	\$543,717	\$220,891	\$12,382,195

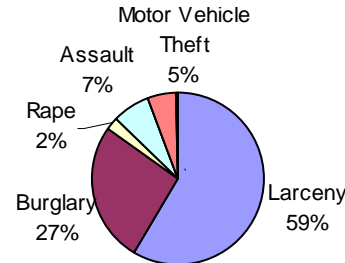
Traffic Crash Casualties



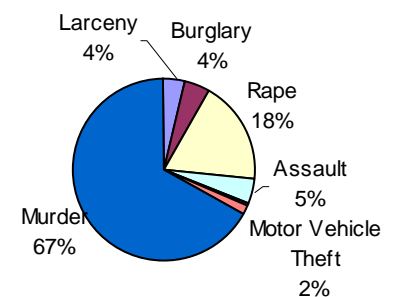
Traffic Crash Costs



Index Crimes



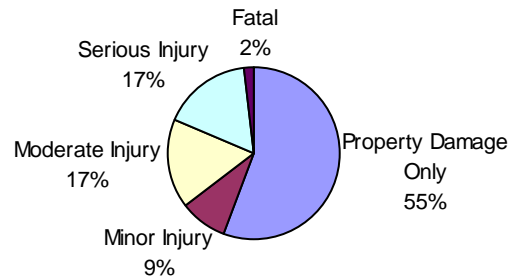
Index Crime Costs



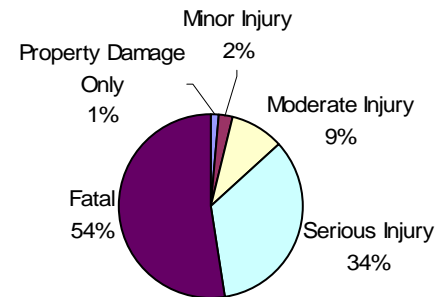
Otsego County 2004 Alcohol-Involved Crashes

Traffic Crash Casualty Severity	Traffic Crash Casualties	Traffic Crash Costs
Property Damage Only	30	\$114,488
Minor Injury	5	\$203,316
Moderate Injury	9	\$781,338
Serious Injury	9	\$2,844,459
Fatal	1	\$4,378,799
Total	54	\$8,322,400
Average cost of traffic crash	\$154,119	

Traffic Crash Casualties



Traffic Crash Costs



Costs of Alcohol-Involved Traffic Crashes in Otsego County (2004 Dollars)

	Fatal	Serious Injury	Moderate Injury	Minor Injury	Property Damage Only	Total
Medical Care	\$28,926	\$361,215	\$98,683	\$28,381	\$7,691	\$524,895
Future Earnings (Lost Wages)	\$1,511,242	\$964,120	\$207,225	\$57,536	\$31,509	\$2,771,633
Public Services	\$895	\$2,396	\$1,269	\$537	\$977	\$6,074
Property Damage and Loss	\$11,033	\$67,507	\$42,969	\$22,257	\$47,812	\$191,578
Subtotal (Monetary Costs)	\$1,552,095	\$1,395,239	\$350,146	\$108,711	\$87,989	\$3,494,179
Quality of Life	\$2,826,704	\$1,449,221	\$431,192	\$94,604	\$26,499	\$4,828,220
Total (Comprehensive Costs)	\$4,378,799	\$2,844,459	\$781,338	\$203,316	\$114,488	\$8,322,400

Ottawa County 2004

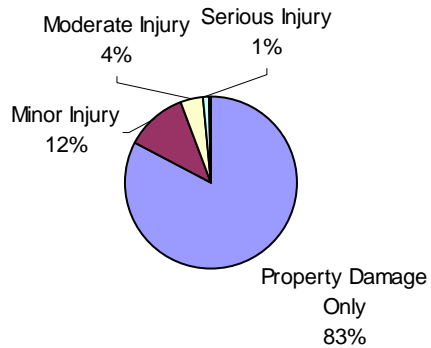
Traffic Crash Casualty Severity	Traffic Crash Casualties	Traffic Crash Costs
Property Damage Only	11000	\$32,163,062
Minor Injury	1536	\$62,507,902
Moderate Injury	540	\$32,381,187
Serious Injury	192	\$40,675,653
Fatal	23	\$96,058,189
Total	13291	\$263,785,993
Average cost of traffic crash casualty		\$19,847

Index Crime Category	Number of Index Crimes	Index Crime Costs
Larceny	3993	\$5,606,331
Burglary	1051	\$3,549,356
Rape	185	\$31,467,020
Assault	285	\$3,764,565
Robbery	34	\$617,338
Motor Vehicle Theft	217	\$1,546,238
Murder	3	\$12,484,826
Total	5768	\$59,035,673
Average cost of index crime		\$10,235

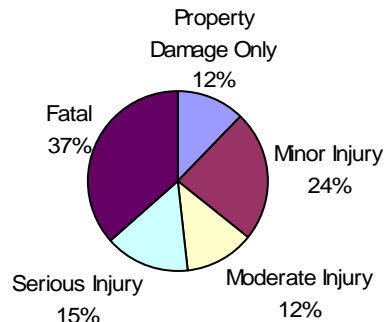
Costs of Traffic Crashes in Ottawa County (2004 Dollars)						
	Fatal	Serious Injury	Moderate Injury	Minor Injury	Property Damage Only	Total
Medical Care	\$665,287	\$4,678,208	\$3,723,829	\$7,910,417	\$1,807,300	\$18,785,041
Future Earnings (Lost Wages)	\$33,200,299	\$12,152,004	\$9,065,370	\$18,890,084	\$6,036,347	\$79,344,104
Public Services	\$20,576	\$36,480	\$66,548	\$162,089	\$358,105	\$643,798
Property Damage and Loss	\$253,759	\$1,149,278	\$2,463,488	\$6,839,728	\$17,531,056	\$28,237,310
Subtotal (Monetary Costs)	\$34,139,912	\$18,015,971	\$15,319,235	\$33,802,318	\$25,732,809	\$127,010,245
Quality of Life	\$61,918,270	\$22,659,683	\$17,061,952	\$28,705,583	\$6,430,253	\$136,775,741
Total (Comprehensive Costs)	\$96,058,189	\$40,675,653	\$32,381,187	\$62,507,902	\$32,163,062	\$263,785,993

Costs of Index Crimes in Ottawa County (2004 Dollars)								
	Murder	Rape	Assault	Robbery	Larceny	Burglary	Motor Vehicle Theft	Total
Medical Care	\$101,002	\$300,995	\$185,250	\$67,456	\$0	\$0	\$0	\$654,703
Future Earnings (Lost Wages)	\$4,462,274	\$951,952	\$477,868	\$82,424	\$98,459	\$32,735	\$19,713	\$6,125,425
Public Services	\$7,623	\$121,714	\$80,839	\$13,205	\$1,795,228	\$414,385	\$60,785	\$2,493,779
Property Damage and Loss	\$4,675	\$24,386	\$19,455	\$38,616	\$3,712,644	\$2,678,043	\$1,386,042	\$7,863,861
Subtotal (Monetary Costs)	\$4,575,573	\$1,398,970	\$763,515	\$201,688	\$5,606,331	\$3,125,163	\$1,466,540	\$17,137,781
Quality of Life	\$7,909,252	\$30,068,012	\$3,001,098	\$415,652	\$0	\$424,193	\$79,698	\$41,897,906
Total (Comprehensive Cost)	\$12,484,826	\$31,467,020	\$3,764,565	\$617,338	\$5,606,331	\$3,549,356	\$1,546,238	\$59,035,673

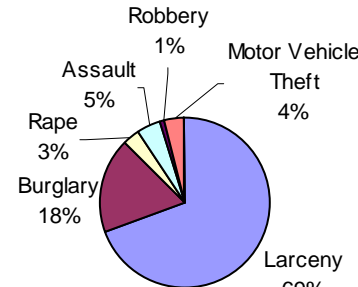
Traffic Crash Casualties



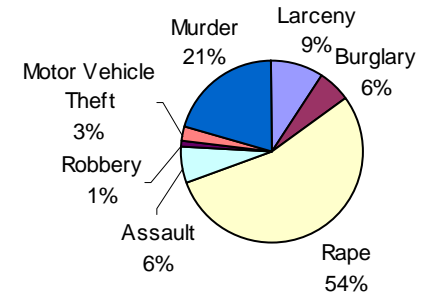
Traffic Crash Costs



Index Crimes



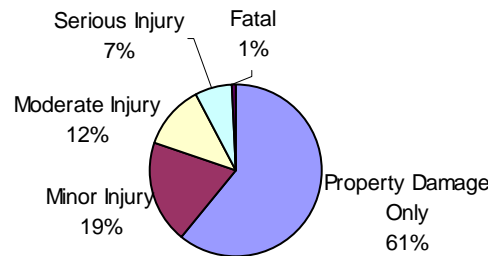
Index Crime Costs



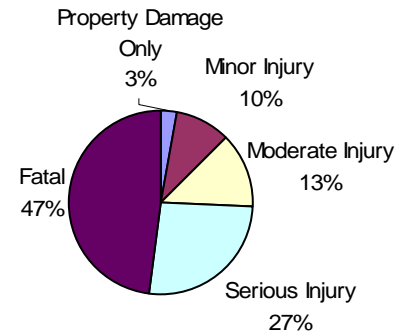
Ottawa County 2004 Alcohol-Involved Crashes

Traffic Crash Casualty Severity	Traffic Crash Casualties	Traffic Crash Costs
Property Damage Only	278	\$1,060,919
Minor Injury	88	\$3,578,357
Moderate Injury	55	\$4,774,842
Serious Injury	31	\$9,797,583
Fatal	4	\$17,515,196
Total	456	\$36,726,898
Average cost of traffic crash	\$80,541	

Traffic Crash Casualties



Traffic Crash Costs



Costs of Alcohol-Involved Traffic Crashes in Ottawa County (2004 Dollars)

	Fatal	Serious Injury	Moderate Injury	Minor Injury	Property Damage Only	Total
Medical Care	\$115,702	\$1,244,183	\$603,063	\$499,510	\$71,271	\$2,533,729
Future Earnings (Lost Wages)	\$6,044,969	\$3,320,859	\$1,266,375	\$1,012,625	\$291,986	\$11,936,815
Public Services	\$3,578	\$8,254	\$7,754	\$9,459	\$9,050	\$38,096
Property Damage and Loss	\$44,132	\$232,525	\$262,586	\$391,725	\$443,058	\$1,374,027
Subtotal (Monetary Costs)	\$6,208,380	\$4,805,822	\$2,139,778	\$1,913,320	\$815,365	\$15,882,665
Quality of Life	\$11,306,815	\$4,991,761	\$2,635,064	\$1,665,037	\$245,554	\$20,844,231
Total (Comprehensive Costs)	\$17,515,196	\$9,797,583	\$4,774,842	\$3,578,357	\$1,060,919	\$36,726,898

Presque Isle County 2004

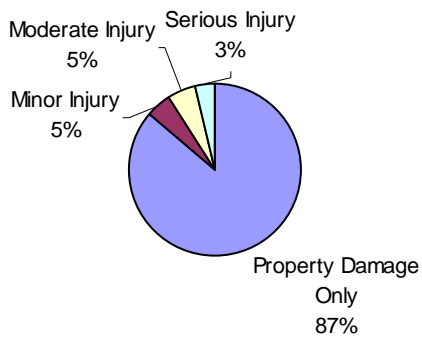
Traffic Crash Casualty Severity	Traffic Crash Casualties	Traffic Crash Costs
Property Damage Only	623	\$1,821,599
Minor Injury	36	\$1,465,029
Moderate Injury	39	\$2,338,641
Serious Injury	25	\$5,296,309
Fatal	1	\$4,176,443
Total	724	\$15,098,021
Average cost of traffic crash casualty		\$20,854

Index Crime Category	Number of Index Crimes	Index Crime Costs
Larceny	47	\$65,990
Burglary	38	\$128,331
Rape	2	\$340,184
Assault	3	\$39,627
Robbery	0	\$0
Motor Vehicle Theft	6	\$42,753
Murder	0	\$0
Total	96	\$616,885
Average cost of index crime		\$6,426

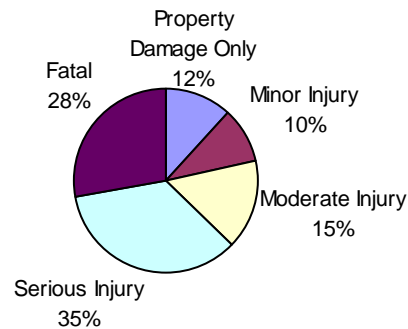
	Fatal	Serious Injury	Moderate Injury	Minor Injury	Property Damage Only	Total
Medical Care	\$28,926	\$609,142	\$268,943	\$185,400	\$102,359	\$1,194,770
Future Earnings (Lost Wages)	\$1,443,491	\$1,582,292	\$654,721	\$442,736	\$341,877	\$4,465,118
Public Services	\$895	\$4,750	\$4,806	\$3,799	\$20,282	\$34,532
Property Damage and Loss	\$11,033	\$149,646	\$177,919	\$160,306	\$992,895	\$1,491,799
Subtotal (Monetary Costs)	\$1,484,344	\$2,345,830	\$1,106,389	\$792,242	\$1,457,413	\$7,186,217
Quality of Life	\$2,692,099	\$2,950,480	\$1,232,252	\$672,787	\$364,186	\$7,911,804
Total (Comprehensive Costs)	\$4,176,443	\$5,296,309	\$2,338,641	\$1,465,029	\$1,821,599	\$15,098,021

	Murder	Rape	Assault	Robbery	Larceny	Burglary	Motor Vehicle Theft	Total
Medical Care	\$0	\$3,254	\$1,950	\$0	\$0	\$0	\$0	\$5,204
Future Earnings (Lost Wages)	\$0	\$10,291	\$5,030	\$0	\$1,159	\$1,184	\$545	\$18,209
Public Services	\$0	\$1,316	\$851	\$0	\$21,131	\$14,983	\$1,681	\$39,961
Property Damage and Loss	\$0	\$264	\$205	\$0	\$43,700	\$96,827	\$38,324	\$179,320
Subtotal (Monetary Costs)	\$0	\$15,124	\$8,037	\$0	\$65,990	\$112,994	\$40,549	\$242,694
Quality of Life	\$0	\$325,060	\$31,591	\$0	\$0	\$15,337	\$2,204	\$374,191
Total (Comprehensive Cost)	\$0	\$340,184	\$39,627	\$0	\$65,990	\$128,331	\$42,753	\$616,885

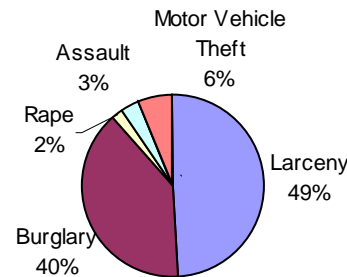
Traffic Crash Casualties



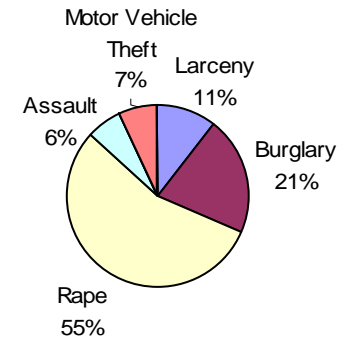
Traffic Crash Costs



Index Crimes



Index Crime Costs

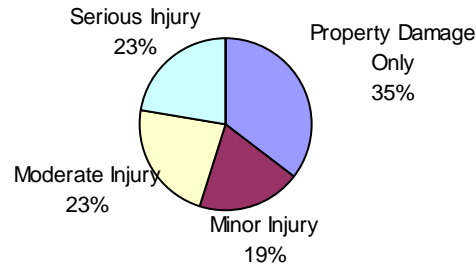


Presque Isle County 2004

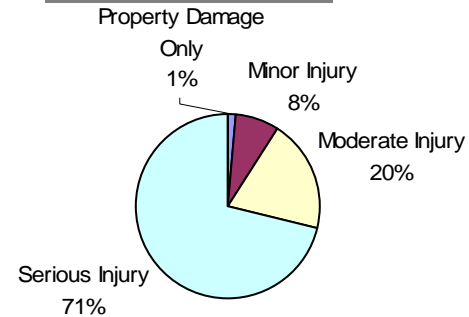
Alcohol-Involved Crashes

Traffic Crash Casualty Severity	Traffic Crash Casualties	Traffic Crash Costs
Property Damage Only	11	\$41,979
Minor Injury	6	\$243,979
Moderate Injury	7	\$607,707
Serious Injury	7	\$2,212,357
Fatal	0	\$0
Total	31	\$3,106,022
Average cost of traffic crash		\$100,194

Traffic Crash Casualties



Traffic Crash Costs



Costs of Alcohol-Involved Traffic Crashes in Presque Isle County (2004 Dollars)

	Fatal	Serious Injury	Moderate Injury	Minor Injury	Property Damage Only	Total
Medical Care	\$0	\$280,945	\$76,753	\$34,057	\$2,820	\$394,576
Future Earnings (Lost Wages)	\$0	\$749,871	\$161,175	\$69,043	\$11,553	\$991,642
Public Services	\$0	\$1,864	\$987	\$645	\$358	\$3,854
Property Damage and Loss	\$0	\$52,506	\$33,420	\$26,709	\$17,531	\$130,165
Subtotal (Monetary Costs)	\$0	\$1,085,186	\$272,335	\$130,454	\$32,263	\$1,520,237
Quality of Life	\$0	\$1,127,172	\$335,372	\$113,525	\$9,716	\$1,585,785
Total (Comprehensive Costs)	\$0	\$2,212,357	\$607,707	\$243,979	\$41,979	\$3,106,022

Roscommon County 2004

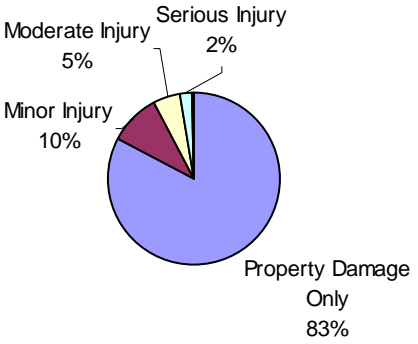
Traffic Crash Casualty Severity	Traffic Crash Casualties	Traffic Crash Costs
Property Damage Only	1180	\$3,450,219
Minor Injury	140	\$5,697,335
Moderate Injury	72	\$4,317,492
Serious Injury	35	\$7,414,833
Fatal	2	\$8,352,886
Total	1429	\$29,232,764
Average cost of traffic crash casualty		\$20,457

Index Crime Category	Number of Index Crimes	Index Crime Costs
Larceny	469	\$658,495
Burglary	221	\$746,344
Rape	20	\$3,401,840
Assault	38	\$501,942
Robbery	6	\$108,942
Motor Vehicle Theft	54	\$384,778
Murder	1	\$4,161,609
Total	809	\$9,963,949
Average cost of index crime		\$12,316

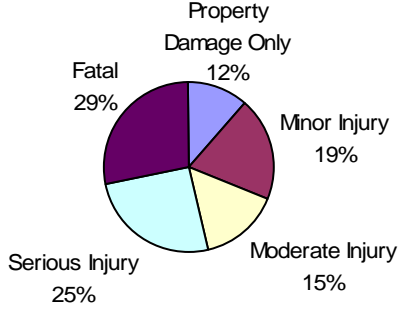
	Fatal	Serious Injury	Moderate Injury	Minor Injury	Property Damage Only	Total
Medical Care	\$57,851	\$852,798	\$496,511	\$721,002	\$193,874	\$2,322,035
Future Earnings (Lost Wages)	\$2,886,982	\$2,215,209	\$1,208,716	\$1,721,752	\$647,535	\$8,680,195
Public Services	\$1,789	\$6,650	\$8,873	\$14,774	\$38,415	\$70,501
Property Damage and Loss	\$22,066	\$209,504	\$328,465	\$623,413	\$1,880,604	\$3,064,052
Subtotal (Monetary Costs)	\$2,968,688	\$3,284,161	\$2,042,565	\$3,080,940	\$2,760,429	\$14,136,783
Quality of Life	\$5,384,197	\$4,130,671	\$2,274,927	\$2,616,394	\$689,791	\$15,095,981
Total (Comprehensive Costs)	\$8,352,886	\$7,414,833	\$4,317,492	\$5,697,335	\$3,450,219	\$29,232,764

	Murder	Rape	Assault	Robbery	Larceny	Burglary	Motor Vehicle Theft	Total
Medical Care	\$33,667	\$32,540	\$24,700	\$11,904	\$0	\$0	\$0	\$102,811
Future Earnings (Lost Wages)	\$1,487,425	\$102,914	\$63,716	\$14,545	\$11,564	\$6,883	\$4,906	\$1,691,953
Public Services	\$2,541	\$13,158	\$10,778	\$2,330	\$210,859	\$87,135	\$15,126	\$341,929
Property Damage and Loss	\$1,558	\$2,636	\$2,594	\$6,815	\$436,071	\$563,128	\$344,914	\$1,357,716
Subtotal (Monetary Costs)	\$1,525,191	\$151,240	\$101,802	\$35,592	\$658,495	\$657,147	\$364,945	\$3,494,412
Quality of Life	\$2,636,417	\$3,250,596	\$400,146	\$73,350	\$0	\$89,198	\$19,833	\$6,469,540
Total (Comprehensive Cost)	\$4,161,609	\$3,401,840	\$501,942	\$108,942	\$658,495	\$746,344	\$384,778	\$9,963,949

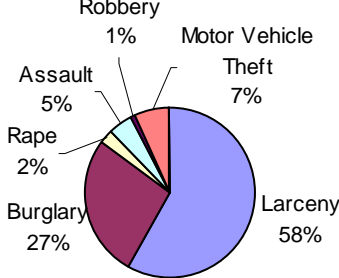
Traffic Crash Casualties



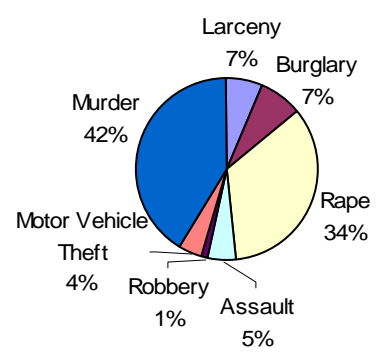
Traffic Crash Costs



Index Crimes



Index Crime Costs

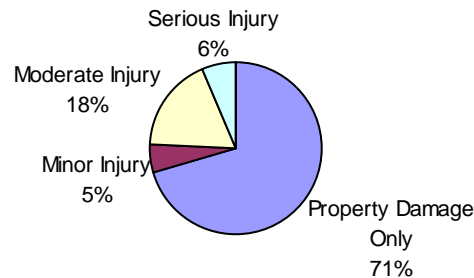


Roscommon County 2004

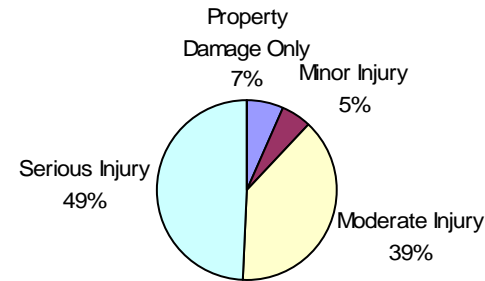
Alcohol-Involved Crashes

Traffic Crash Casualty Severity	Traffic Crash Casualties	Traffic Crash Costs
Property Damage Only	67	\$255,689
Minor Injury	5	\$203,316
Moderate Injury	17	\$1,475,860
Serious Injury	6	\$1,896,306
Fatal	0	\$0
Total	95	\$3,831,172
Average cost of traffic crash	\$40,328	

Traffic Crash Casualties



Traffic Crash Costs



Costs of Alcohol-Involved Traffic Crashes in Roscommon County (2004 Dollars)						
	Fatal	Serious Injury	Moderate Injury	Minor Injury	Property Damage Only	Total
Medical Care	\$0	\$240,810	\$186,401	\$28,381	\$17,177	\$472,769
Future Earnings (Lost Wages)	\$0	\$642,747	\$391,425	\$57,536	\$70,371	\$1,162,078
Public Services	\$0	\$1,598	\$2,397	\$537	\$2,181	\$6,713
Property Damage and Loss	\$0	\$45,005	\$81,163	\$22,257	\$106,780	\$255,205
Subtotal (Monetary Costs)	\$0	\$930,159	\$661,386	\$108,711	\$196,509	\$1,896,765
Quality of Life	\$0	\$966,147	\$814,474	\$94,604	\$59,180	\$1,934,406
Total (Comprehensive Costs)	\$0	\$1,896,306	\$1,475,860	\$203,316	\$255,689	\$3,831,172

Saginaw County 2004

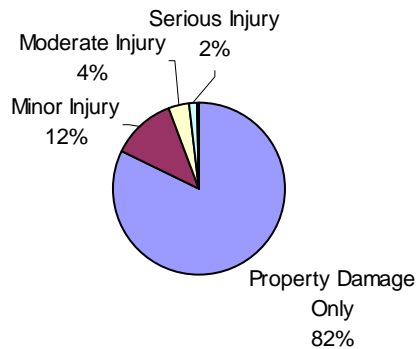
Traffic Crash Casualty Severity	Traffic Crash Casualties	Traffic Crash Costs
Property Damage Only	9713	\$28,399,984
Minor Injury	1442	\$58,682,548
Moderate Injury	442	\$26,504,601
Serious Injury	207	\$43,853,439
Fatal	29	\$121,116,847
Total	11835	\$278,557,419
Average cost of traffic crash casualty	\$23,537	

Index Crime Category	Number of Index Crimes	Index Crime Costs
Larceny	4822	\$6,770,279
Burglary	2023	\$6,831,920
Rape	144	\$24,493,248
Assault	1723	\$22,759,107
Robbery	262	\$4,757,134
Motor Vehicle Theft	615	\$4,382,195
Murder	23	\$95,716,996
Total	9612	\$165,710,880
Average cost of index crime	\$17,240	

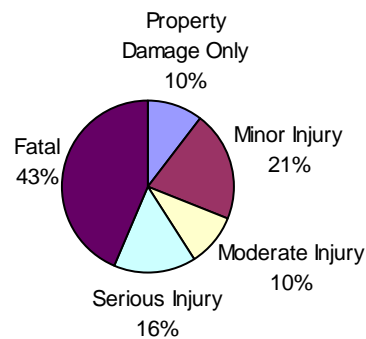
	Fatal	Serious Injury	Moderate Injury	Minor Injury	Property Damage Only	Total
Medical Care	\$838,840	\$5,043,693	\$3,048,023	\$7,426,316	\$1,595,846	\$17,952,718
Future Earnings (Lost Wages)	\$41,861,246	\$13,101,379	\$7,420,174	\$17,734,050	\$5,330,094	\$85,446,944
Public Services	\$25,943	\$39,331	\$54,470	\$152,169	\$316,207	\$588,120
Property Damage and Loss	\$319,957	\$1,239,066	\$2,016,410	\$6,421,151	\$15,479,923	\$25,476,507
Subtotal (Monetary Costs)	\$43,045,976	\$19,423,468	\$12,539,077	\$31,733,687	\$22,722,070	\$129,464,279
Quality of Life	\$78,070,862	\$24,429,970	\$13,965,524	\$26,948,861	\$5,677,914	\$149,093,131
Total (Comprehensive Costs)	\$121,116,847	\$43,853,439	\$26,504,601	\$58,682,548	\$28,399,984	\$278,557,419

	Murder	Rape	Assault	Robbery	Larceny	Burglary	Motor Vehicle Theft	Total
Medical Care	\$774,345	\$234,288	\$1,119,950	\$519,808	\$0	\$0	\$0	\$2,648,391
Future Earnings (Lost Wages)	\$34,210,767	\$740,979	\$2,889,004	\$635,153	\$118,900	\$63,010	\$55,869	\$38,713,682
Public Services	\$58,444	\$94,740	\$488,719	\$101,759	\$2,167,941	\$797,623	\$172,270	\$3,881,495
Property Damage and Loss	\$35,840	\$18,982	\$117,617	\$297,568	\$4,483,439	\$5,154,787	\$3,928,184	\$14,036,416
Subtotal (Monetary Costs)	\$35,079,396	\$1,088,928	\$4,615,917	\$1,554,184	\$6,770,279	\$6,015,419	\$4,156,323	\$59,280,447
Quality of Life	\$60,637,600	\$23,404,291	\$18,143,481	\$3,202,967	\$0	\$816,501	\$225,872	\$106,430,711
Total (Comprehensive Cost)	\$95,716,996	\$24,493,248	\$22,759,107	\$4,757,134	\$6,770,279	\$6,831,920	\$4,382,195	\$165,710,880

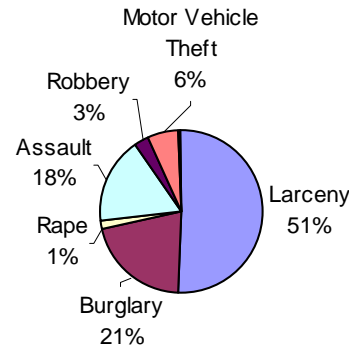
Traffic Crash Casualties



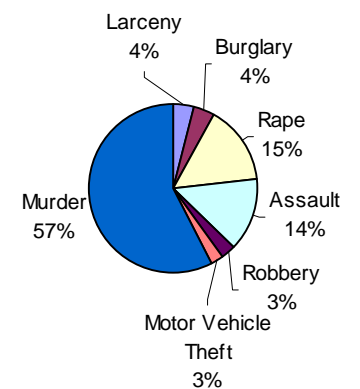
Traffic Crash Costs



Index Crimes



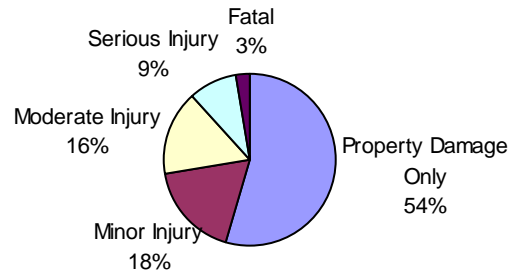
Index Crime Costs



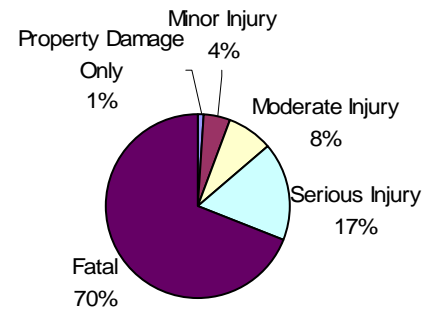
Saginaw County 2004 Alcohol-Involved Crashes

Traffic Crash Casualty Severity	Traffic Crash Casualties	Traffic Crash Costs
Property Damage Only	229	\$873,923
Minor Injury	75	\$3,049,736
Moderate Injury	67	\$5,816,626
Serious Injury	38	\$12,009,940
Fatal	11	\$48,166,789
Total	420	\$69,917,014
Average cost of traffic crash	\$166,469	

Traffic Crash Casualties



Traffic Crash Costs



Costs of Alcohol-Involved Traffic Crashes in Saginaw County (2004 Dollars)						
	Fatal	Serious Injury	Moderate Injury	Minor Injury	Property Damage Only	Total
Medical Care	\$318,181	\$1,525,128	\$734,640	\$425,719	\$58,709	\$3,062,376
Future Earnings (Lost Wages)	\$16,623,666	\$4,070,730	\$1,542,675	\$863,033	\$240,521	\$23,340,625
Public Services	\$9,841	\$10,118	\$9,446	\$8,062	\$7,455	\$44,921
Property Damage and Loss	\$121,363	\$285,031	\$319,878	\$333,857	\$364,965	\$1,425,093
Subtotal (Monetary Costs)	\$17,073,045	\$5,891,007	\$2,606,639	\$1,630,670	\$671,650	\$27,873,011
Quality of Life	\$31,093,740	\$6,118,933	\$3,209,987	\$1,419,066	\$202,273	\$42,043,999
Total (Comprehensive Costs)	\$48,166,789	\$12,009,940	\$5,816,626	\$3,049,736	\$873,923	\$69,917,014

Sanilac County 2004

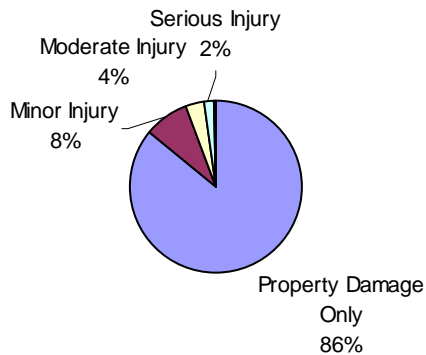
Traffic Crash Casualty Severity	Traffic Crash Casualties	Traffic Crash Costs
Property Damage Only	1952	\$5,707,482
Minor Injury	186	\$7,569,316
Moderate Injury	80	\$4,797,213
Serious Injury	49	\$10,380,766
Fatal	4	\$16,705,772
Total	2271	\$45,160,548
Average cost of traffic crash casualty		\$19,886

Index Crime Category	Number of Index Crimes	Index Crime Costs
Larceny	387	\$543,363
Burglary	172	\$580,865
Rape	15	\$2,551,380
Assault	47	\$620,823
Robbery	1	\$18,157
Motor Vehicle Theft	29	\$206,640
Murder	0	\$0
Total	651	\$4,521,229
Average cost of index crime		\$6,945

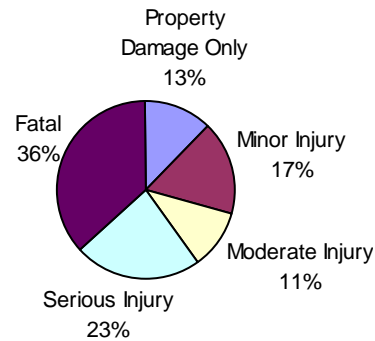
	Fatal	Serious Injury	Moderate Injury	Minor Injury	Property Damage Only	Total
Medical Care	\$115,702	\$1,193,918	\$551,678	\$957,902	\$320,714	\$3,139,914
Future Earnings (Lost Wages)	\$5,773,965	\$3,101,293	\$1,343,018	\$2,287,471	\$1,071,177	\$13,576,924
Public Services	\$3,578	\$9,310	\$9,859	\$19,628	\$63,547	\$105,923
Property Damage and Loss	\$44,132	\$293,305	\$364,961	\$828,248	\$3,110,966	\$4,641,613
Subtotal (Monetary Costs)	\$5,937,376	\$4,597,826	\$2,269,516	\$4,093,250	\$4,566,404	\$21,464,372
Quality of Life	\$10,768,395	\$5,782,940	\$2,527,697	\$3,476,067	\$1,141,078	\$23,696,176
Total (Comprehensive Costs)	\$16,705,772	\$10,380,766	\$4,797,213	\$7,569,316	\$5,707,482	\$45,160,548

	Murder	Rape	Assault	Robbery	Larceny	Burglary	Motor Vehicle Theft	Total
Medical Care	\$0	\$24,405	\$30,550	\$1,984	\$0	\$0	\$0	\$56,939
Future Earnings (Lost Wages)	\$0	\$77,185	\$78,806	\$2,424	\$9,543	\$5,357	\$2,634	\$175,950
Public Services	\$0	\$9,869	\$13,331	\$388	\$173,993	\$67,816	\$8,123	\$273,520
Property Damage and Loss	\$0	\$1,977	\$3,208	\$1,136	\$359,828	\$438,272	\$185,231	\$989,652
Subtotal (Monetary Costs)	\$0	\$113,430	\$125,913	\$5,932	\$543,363	\$511,444	\$195,989	\$1,496,072
Quality of Life	\$0	\$2,437,947	\$494,918	\$12,225	\$0	\$69,421	\$10,651	\$3,025,162
Total (Comprehensive Cost)	\$0	\$2,551,380	\$620,823	\$18,157	\$543,363	\$580,865	\$206,640	\$4,521,229

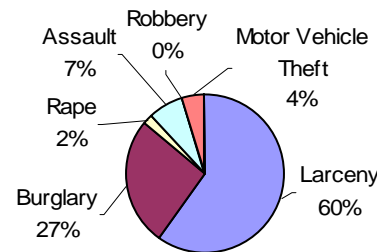
Traffic Crash Casualties



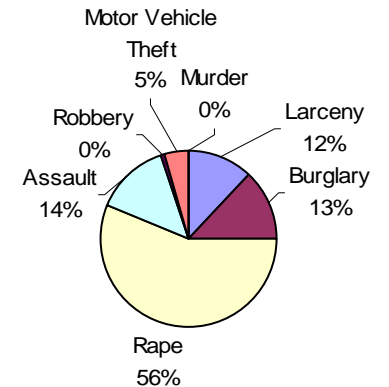
Traffic Crash Costs



Index Crimes



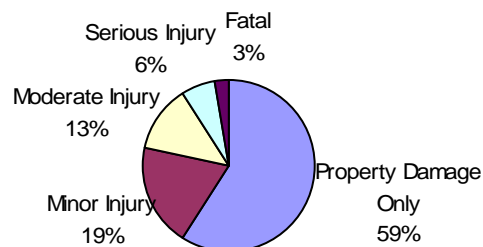
Index Crime Costs



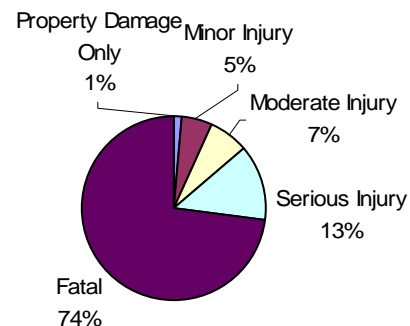
Sanilac County 2004 Alcohol-Involved Crashes

Traffic Crash Casualty Severity	Traffic Crash Casualties	Traffic Crash Costs
Property Damage Only	46	\$175,548
Minor Injury	15	\$609,947
Moderate Injury	10	\$868,153
Serious Injury	5	\$1,580,255
Fatal	2	\$8,757,598
Total	78	\$11,991,501
Average cost of traffic crash	\$153,737	

Traffic Crash Casualties



Traffic Crash Costs



Costs of Alcohol-Involved Traffic Crashes in Sanilac County (2004 Dollars)

	Fatal	Serious Injury	Moderate Injury	Minor Injury	Property Damage Only	Total
Medical Care	\$57,851	\$200,675	\$109,648	\$85,144	\$11,793	\$465,110
Future Earnings (Lost Wages)	\$3,022,485	\$535,622	\$230,250	\$172,607	\$48,314	\$4,009,278
Public Services	\$1,789	\$1,331	\$1,410	\$1,612	\$1,498	\$7,640
Property Damage and Loss	\$22,066	\$37,504	\$47,743	\$66,771	\$73,312	\$247,396
Subtotal (Monetary Costs)	\$3,104,190	\$775,133	\$389,051	\$326,134	\$134,917	\$4,729,424
Quality of Life	\$5,653,407	\$805,123	\$479,103	\$283,813	\$40,631	\$7,262,077
Total (Comprehensive Costs)	\$8,757,598	\$1,580,255	\$868,153	\$609,947	\$175,548	\$11,991,501

Schoolcraft County 2004

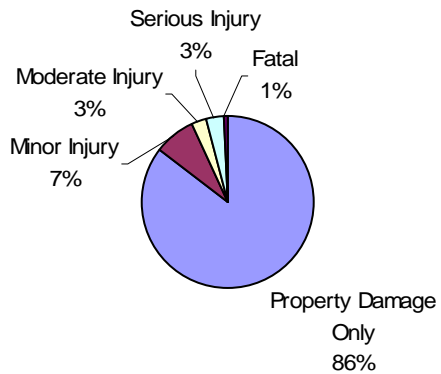
Traffic Crash Casualty Severity	Traffic Crash Casualties	Traffic Crash Costs
Property Damage Only	619	\$1,809,903
Minor Injury	53	\$2,156,848
Moderate Injury	21	\$1,259,268
Serious Injury	23	\$4,872,604
Fatal	7	\$29,235,101
Total	723	\$39,333,725
Average cost of traffic crash casualty		\$54,403

Index Crime Category	Number of Index Crimes	Index Crime Costs
Larceny	55	\$77,222
Burglary	63	\$212,759
Rape	6	\$1,020,552
Assault	11	\$145,299
Robbery	0	\$0
Motor Vehicle Theft	9	\$64,130
Murder	1	\$4,161,609
Total	145	\$5,681,570
Average cost of index crime		\$39,183

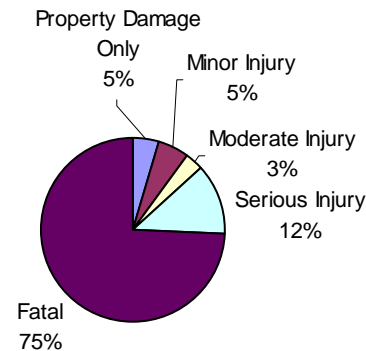
	Fatal	Serious Injury	Moderate Injury	Minor Injury	Property Damage Only	Total
Medical Care	\$202,479	\$560,410	\$144,816	\$272,951	\$101,702	\$1,282,357
Future Earnings (Lost Wages)	\$10,104,439	\$1,455,709	\$352,542	\$651,806	\$339,682	\$12,904,178
Public Services	\$6,262	\$4,370	\$2,588	\$5,593	\$20,152	\$38,965
Property Damage and Loss	\$77,231	\$137,674	\$95,802	\$236,006	\$986,520	\$1,533,234
Subtotal (Monetary Costs)	\$10,390,408	\$2,158,163	\$595,748	\$1,166,356	\$1,448,055	\$15,758,731
Quality of Life	\$18,844,691	\$2,714,441	\$663,520	\$990,492	\$361,848	\$23,574,992
Total (Comprehensive Costs)	\$29,235,101	\$4,872,604	\$1,259,268	\$2,156,848	\$1,809,903	\$39,333,725

	Murder	Rape	Assault	Robbery	Larceny	Burglary	Motor Vehicle Theft	Total
Medical Care	\$33,667	\$9,762	\$7,150	\$0	\$0	\$0	\$0	\$50,579
Future Earnings (Lost Wages)	\$1,487,425	\$30,874	\$18,444	\$0	\$1,356	\$1,962	\$818	\$1,540,879
Public Services	\$2,541	\$3,947	\$3,120	\$0	\$24,728	\$24,839	\$2,521	\$61,697
Property Damage and Loss	\$1,558	\$791	\$751	\$0	\$51,138	\$160,530	\$57,486	\$272,254
Subtotal (Monetary Costs)	\$1,525,191	\$45,372	\$29,469	\$0	\$77,222	\$187,331	\$60,824	\$1,925,410
Quality of Life	\$2,636,417	\$975,179	\$115,832	\$0	\$0	\$25,427	\$3,305	\$3,756,161
Total (Comprehensive Cost)	\$4,161,609	\$1,020,552	\$145,299	\$0	\$77,222	\$212,759	\$64,130	\$5,681,570

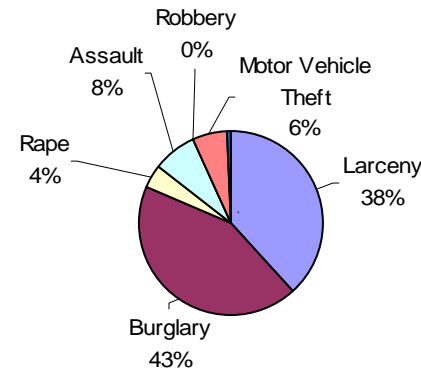
Traffic Crash Casualties



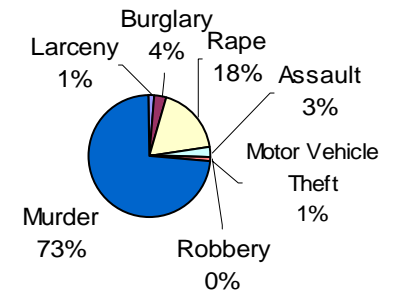
Traffic Crash Costs



Index Crimes



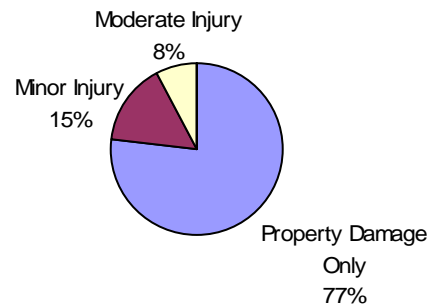
Index Crime Costs



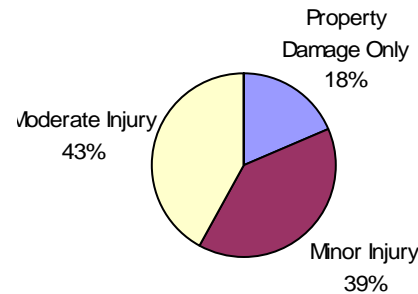
Schoolcraft County 2004 Alcohol-Involved Crashes

Traffic Crash Casualty Severity	Traffic Crash Casualties	Traffic Crash Costs
Property Damage Only	10	\$38,163
Minor Injury	2	\$81,326
Moderate Injury	1	\$86,815
Serious Injury	0	\$0
Fatal	0	\$0
Total	13	\$206,304
Average cost of traffic crash	\$15,870	

Traffic Crash Casualties



Traffic Crash Costs



Costs of Alcohol-Involved Traffic Crashes in Schoolcraft County (2004 Dollars)

	Fatal	Serious Injury	Moderate Injury	Minor Injury	Property Damage Only	Total
Medical Care	\$0	\$0	\$10,965	\$11,352	\$2,564	\$24,881
Future Earnings (Lost Wages)	\$0	\$0	\$23,025	\$23,014	\$10,503	\$56,542
Public Services	\$0	\$0	\$141	\$215	\$326	\$682
Property Damage and Loss	\$0	\$0	\$4,774	\$8,903	\$15,937	\$29,614
Subtotal (Monetary Costs)	\$0	\$0	\$38,905	\$43,485	\$29,330	\$111,719
Quality of Life	\$0	\$0	\$47,910	\$37,842	\$8,833	\$94,585
Total (Comprehensive Costs)	\$0	\$0	\$86,815	\$81,326	\$38,163	\$206,304

Shiawassee County 2004

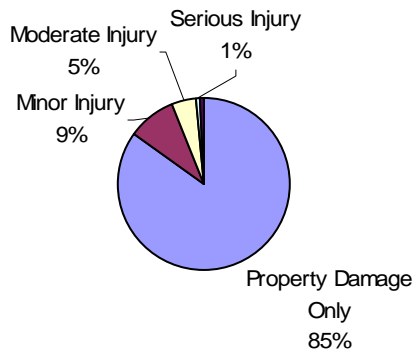
Traffic Crash Casualty Severity	Traffic Crash Casualties	Traffic Crash Costs
Property Damage Only	3233	\$9,453,016
Minor Injury	348	\$14,161,946
Moderate Injury	186	\$11,153,520
Serious Injury	35	\$7,414,833
Fatal	16	\$66,823,088
Total	3818	\$109,006,403
Average cost of traffic crash casualty		\$28,551

Index Crime Category	Number of Index Crimes	Index Crime Costs
Larceny	844	\$1,185,010
Burglary	188	\$634,899
Rape	49	\$8,334,508
Assault	112	\$1,479,408
Robbery	12	\$217,884
Motor Vehicle Theft	80	\$570,042
Murder	1	\$4,161,609
Total	1286	\$16,583,359
Average cost of index crime		\$12,895

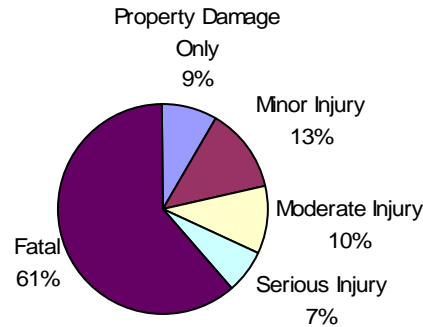
	Fatal	Serious Injury	Moderate Injury	Minor Injury	Property Damage Only	Total
Medical Care	\$462,808	\$852,798	\$1,282,652	\$1,792,204	\$531,182	\$4,921,644
Future Earnings (Lost Wages)	\$23,095,860	\$2,215,209	\$3,122,516	\$4,279,785	\$1,774,137	\$34,487,507
Public Services	\$14,314	\$6,650	\$22,922	\$36,723	\$105,250	\$185,859
Property Damage and Loss	\$176,528	\$209,504	\$848,535	\$1,549,626	\$5,152,537	\$7,936,729
Subtotal (Monetary Costs)	\$23,749,504	\$3,284,161	\$5,276,625	\$7,658,338	\$7,563,106	\$47,531,735
Quality of Life	\$43,073,579	\$4,130,671	\$5,876,895	\$6,503,609	\$1,889,910	\$61,474,664
Total (Comprehensive Costs)	\$66,823,088	\$7,414,833	\$11,153,520	\$14,161,946	\$9,453,016	\$109,006,403

	Murder	Rape	Assault	Robbery	Larceny	Burglary	Motor Vehicle Theft	Total
Medical Care	\$33,667	\$79,723	\$72,800	\$23,808	\$0	\$0	\$0	\$209,998
Future Earnings (Lost Wages)	\$1,487,425	\$252,139	\$187,794	\$29,091	\$20,811	\$5,856	\$7,268	\$1,990,382
Public Services	\$2,541	\$32,238	\$31,768	\$4,661	\$379,457	\$74,124	\$22,409	\$547,198
Property Damage and Loss	\$1,558	\$6,459	\$7,645	\$13,629	\$784,741	\$479,041	\$510,983	\$1,804,057
Subtotal (Monetary Costs)	\$1,525,191	\$370,538	\$300,048	\$71,184	\$1,185,010	\$559,021	\$540,660	\$4,551,651
Quality of Life	\$2,636,417	\$7,963,960	\$1,179,379	\$146,701	\$0	\$75,878	\$29,382	\$12,031,717
Total (Comprehensive Cost)	\$4,161,609	\$8,334,508	\$1,479,408	\$217,884	\$1,185,010	\$634,899	\$570,042	\$16,583,359

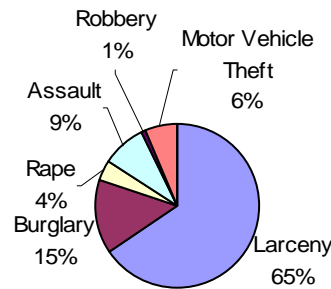
Traffic Crash Casualties



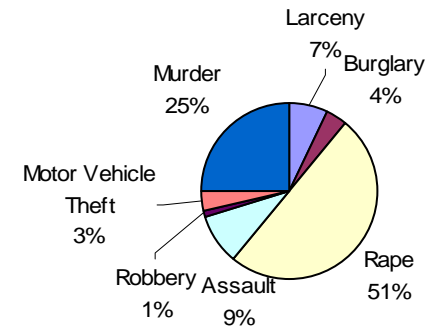
Traffic Crash Costs



Index Crimes



Index Crime Costs

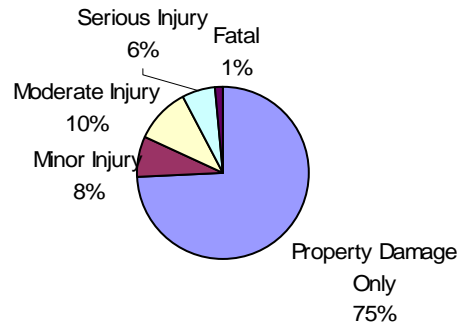


Shiawassee County 2004

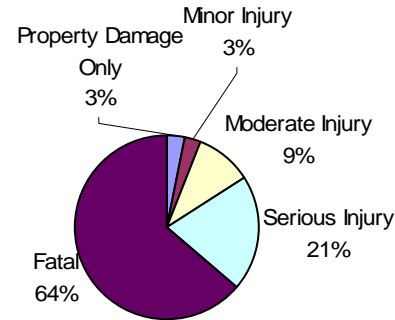
Alcohol-Involved Crashes

Traffic Crash Casualty Severity	Traffic Crash Casualties	Traffic Crash Costs
Property Damage Only	108	\$412,156
Minor Injury	11	\$447,295
Moderate Injury	15	\$1,302,230
Serious Injury	9	\$2,844,459
Fatal	2	\$8,757,598
Total	145	\$13,763,738
Average cost of traffic crash	\$94,922	

Traffic Crash Casualties



Traffic Crash Costs



Costs of Alcohol-Involved Traffic Crashes in Shiawassee County (2004 Dollars)

	Fatal	Serious Injury	Moderate Injury	Minor Injury	Property Damage Only	Total
Medical Care	\$57,851	\$361,215	\$164,472	\$62,439	\$27,688	\$673,664
Future Earnings (Lost Wages)	\$3,022,485	\$964,120	\$345,375	\$126,578	\$113,433	\$4,571,992
Public Services	\$1,789	\$2,396	\$2,115	\$1,182	\$3,516	\$10,999
Property Damage and Loss	\$22,066	\$67,507	\$71,614	\$48,966	\$172,123	\$382,277
Subtotal (Monetary Costs)	\$3,104,190	\$1,395,239	\$583,576	\$239,165	\$316,761	\$5,638,930
Quality of Life	\$5,653,407	\$1,449,221	\$718,654	\$208,130	\$95,395	\$8,124,807
Total (Comprehensive Costs)	\$8,757,598	\$2,844,459	\$1,302,230	\$447,295	\$412,156	\$13,763,738

St. Clair County 2004

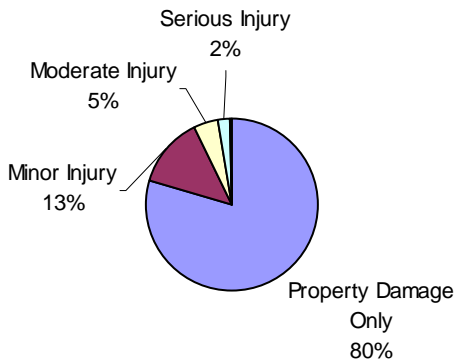
Traffic Crash Casualty Severity	Traffic Crash Casualties	Traffic Crash Costs
Property Damage Only	6453	\$18,868,022
Minor Injury	1089	\$44,317,126
Moderate Injury	387	\$23,206,518
Serious Injury	173	\$36,650,458
Fatal	21	\$87,705,303
Total	8123	\$210,747,426
Average cost of traffic crash casualty		\$25,945

Index Crime Category	Number of Index Crimes	Index Crime Costs
Larceny	2604	\$3,656,119
Burglary	648	\$2,188,376
Rape	91	\$15,478,372
Assault	230	\$3,038,070
Robbery	35	\$635,495
Motor Vehicle Theft	276	\$1,966,644
Murder	0	\$0
Total	3884	\$26,963,076
Average cost of index crime		\$6,942

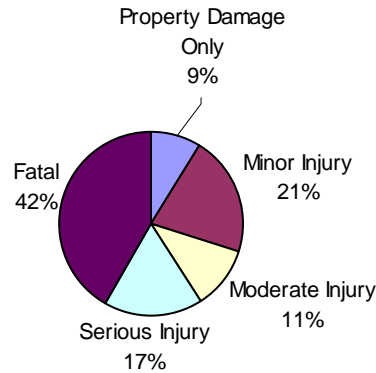
	Fatal	Serious Injury	Moderate Injury	Minor Injury	Property Damage Only	Total
Medical Care	\$607,436	\$4,215,260	\$2,668,744	\$5,608,362	\$1,060,228	\$14,160,030
Future Earnings (Lost Wages)	\$30,313,316	\$10,949,462	\$6,496,849	\$13,392,775	\$3,541,141	\$64,693,542
Public Services	\$18,786	\$32,870	\$47,692	\$114,919	\$210,077	\$424,345
Property Damage and Loss	\$231,693	\$1,035,548	\$1,765,500	\$4,849,260	\$10,284,355	\$18,166,356
Subtotal (Monetary Costs)	\$31,171,224	\$16,233,140	\$10,978,785	\$23,965,316	\$15,095,801	\$97,444,266
Quality of Life	\$56,534,073	\$20,417,318	\$12,227,733	\$20,351,810	\$3,772,220	\$113,303,154
Total (Comprehensive Costs)	\$87,705,303	\$36,650,458	\$23,206,518	\$44,317,126	\$18,868,022	\$210,747,426

	Murder	Rape	Assault	Robbery	Larceny	Burglary	Motor Vehicle Theft	Total
Medical Care	\$0	\$148,057	\$149,500	\$69,440	\$0	\$0	\$0	\$366,997
Future Earnings (Lost Wages)	\$0	\$468,258	\$385,648	\$84,849	\$64,209	\$20,183	\$25,073	\$1,048,219
Public Services	\$0	\$59,870	\$65,238	\$13,594	\$1,170,742	\$255,492	\$77,311	\$1,642,247
Property Damage and Loss	\$0	\$11,995	\$15,700	\$39,751	\$2,421,168	\$1,651,163	\$1,762,892	\$5,902,671
Subtotal (Monetary Costs)	\$0	\$688,142	\$616,170	\$207,620	\$3,656,119	\$1,926,837	\$1,865,277	\$8,960,165
Quality of Life	\$0	\$14,790,211	\$2,421,939	\$427,877	\$0	\$261,539	\$101,367	\$18,002,933
Total (Comprehensive Cost)	\$0	\$15,478,372	\$3,038,070	\$635,495	\$3,656,119	\$2,188,376	\$1,966,644	\$26,963,076

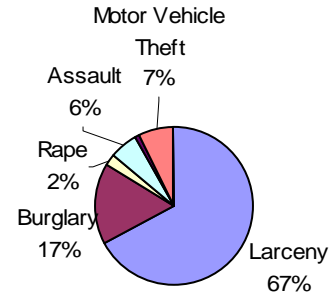
Traffic Crash Casualties



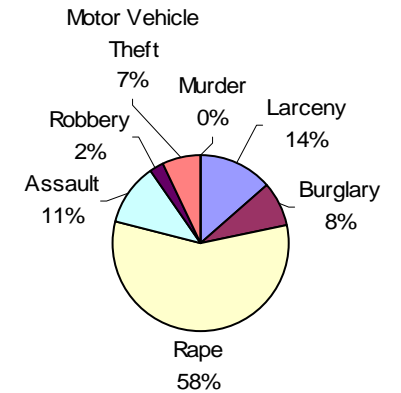
Traffic Crash Costs



Index Crimes



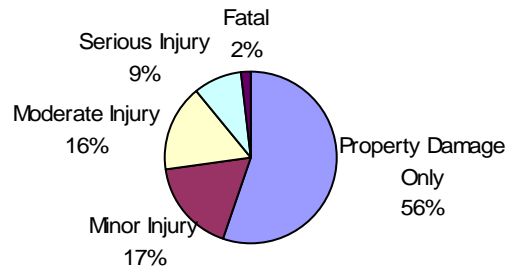
Index Crime Costs



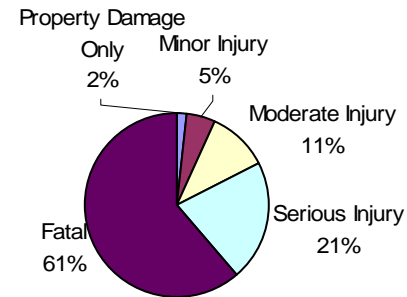
St. Clair County 2004 Alcohol-Involved Crashes

Traffic Crash Casualty Severity	Traffic Crash Casualties	Traffic Crash Costs
Property Damage Only	209	\$797,598
Minor Injury	66	\$2,683,768
Moderate Injury	62	\$5,382,550
Serious Injury	34	\$10,745,736
Fatal	7	\$30,651,593
Total	378	\$50,261,244
Average cost of traffic crash	\$132,966	

Traffic Crash Casualties



Traffic Crash Costs



Costs of Alcohol-Involved Traffic Crashes in St. Clair County (2004 Dollars)						
	Fatal	Serious Injury	Moderate Injury	Minor Injury	Property Damage Only	Total
Medical Care	\$202,479	\$1,364,588	\$679,816	\$374,632	\$53,581	\$2,675,097
Future Earnings (Lost Wages)	\$10,578,696	\$3,642,233	\$1,427,550	\$759,469	\$219,515	\$16,627,463
Public Services	\$6,262	\$9,053	\$8,741	\$7,095	\$6,804	\$37,954
Property Damage and Loss	\$77,231	\$255,028	\$296,006	\$293,794	\$333,090	\$1,255,149
Subtotal (Monetary Costs)	\$10,864,665	\$5,270,901	\$2,412,114	\$1,434,990	\$612,990	\$20,595,660
Quality of Life	\$19,786,925	\$5,474,835	\$2,970,436	\$1,248,778	\$184,607	\$29,665,581
Total (Comprehensive Costs)	\$30,651,593	\$10,745,736	\$5,382,550	\$2,683,768	\$797,598	\$50,261,244

St. Joseph County 2004

Traffic Crash Casualty Severity	Traffic Crash Casualties	Traffic Crash Costs
Property Damage Only	2855	\$8,347,777
Minor Injury	300	\$12,208,575
Moderate Injury	150	\$8,994,774
Serious Injury	82	\$17,371,894
Fatal	16	\$66,823,088
Total	3403	\$113,746,107
Average cost of traffic crash casualty		\$33,425

Index Crime Category	Number of Index Crimes	Index Crime Costs
Larceny	1332	\$1,870,181
Burglary	362	\$1,222,519
Rape	68	\$11,566,256
Assault	161	\$2,126,649
Robbery	15	\$272,355
Motor Vehicle Theft	94	\$669,799
Murder	0	\$0
Total	2032	\$17,727,758
Average cost of index crime		\$8,724

	Fatal	Serious Injury	Moderate Injury	Minor Injury	Property Damage Only	Total
Medical Care	\$462,808	\$1,997,985	\$1,034,397	\$1,545,003	\$469,077	\$5,509,270
Future Earnings (Lost Wages)	\$23,095,860	\$5,189,918	\$2,518,158	\$3,689,470	\$1,566,706	\$36,060,113
Public Services	\$14,314	\$15,580	\$18,485	\$31,658	\$92,945	\$172,982
Property Damage and Loss	\$176,528	\$490,838	\$684,302	\$1,335,884	\$4,550,106	\$7,237,658
Subtotal (Monetary Costs)	\$23,749,504	\$7,694,321	\$4,255,343	\$6,602,015	\$6,678,834	\$48,980,017
Quality of Life	\$43,073,579	\$9,677,573	\$4,739,431	\$5,606,559	\$1,668,943	\$64,766,085
Total (Comprehensive Costs)	\$66,823,088	\$17,371,894	\$8,994,774	\$12,208,575	\$8,347,777	\$113,746,107

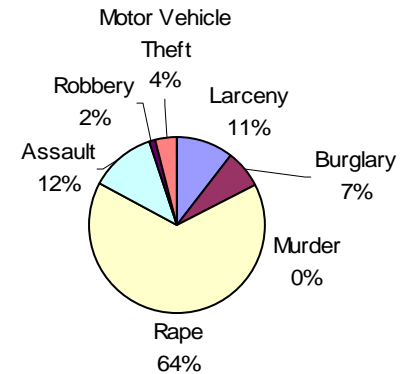
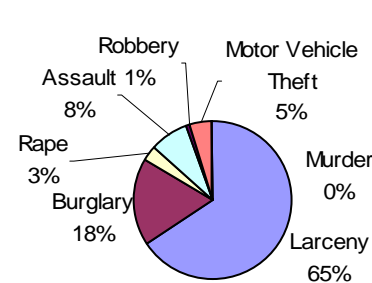
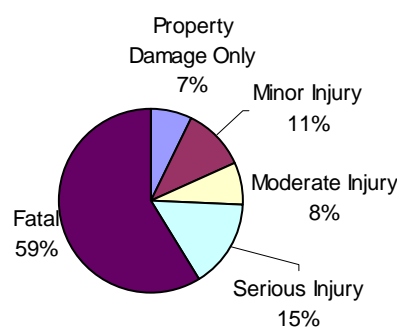
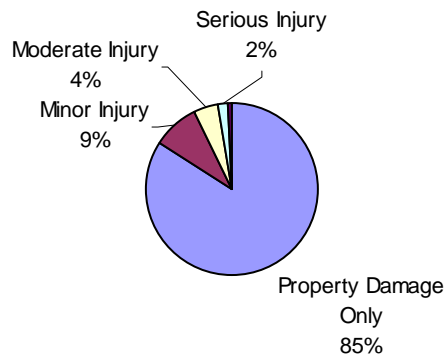
	Murder	Rape	Assault	Robbery	Larceny	Burglary	Motor Vehicle Theft	Total
Medical Care	\$0	\$110,636	\$104,650	\$29,760	\$0	\$0	\$0	\$245,046
Future Earnings (Lost Wages)	\$0	\$349,907	\$269,953	\$36,364	\$32,844	\$11,275	\$8,539	\$708,883
Public Services	\$0	\$44,738	\$45,667	\$5,826	\$598,859	\$142,728	\$26,331	\$864,149
Property Damage and Loss	\$0	\$8,964	\$10,990	\$17,036	\$1,238,478	\$922,409	\$600,405	\$2,798,282
Subtotal (Monetary Costs)	\$0	\$514,216	\$431,319	\$88,980	\$1,870,181	\$1,076,412	\$635,275	\$4,616,384
Quality of Life	\$0	\$11,052,026	\$1,695,357	\$183,376	\$0	\$146,106	\$34,523	\$13,111,389
Total (Comprehensive Cost)	\$0	\$11,566,256	\$2,126,649	\$272,355	\$1,870,181	\$1,222,519	\$669,799	\$17,727,758

Traffic Crash Casualties

Traffic Crash Costs

Index Crimes

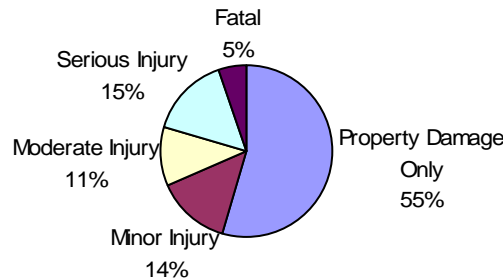
Index Crime Costs



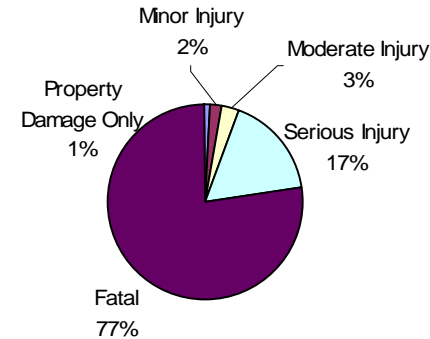
St. Joseph County 2004 Alcohol-Involved Crashes

Traffic Crash Casualty Severity	Traffic Crash Casualties	Traffic Crash Costs
Property Damage Only	74	\$282,403
Minor Injury	19	\$772,600
Moderate Injury	15	\$1,302,230
Serious Injury	21	\$6,637,072
Fatal	7	\$30,651,593
Total	136	\$39,645,898
Average cost of traffic crash	\$291,514	

Traffic Crash Casualties



Traffic Crash Costs



Costs of Alcohol-Involved Traffic Crashes in St. Joseph County (2004 Dollars)

	Fatal	Serious Injury	Moderate Injury	Minor Injury	Property Damage Only	Total
Medical Care	\$202,479	\$842,834	\$164,472	\$107,849	\$18,971	\$1,336,604
Future Earnings (Lost Wages)	\$10,578,696	\$2,249,614	\$345,375	\$218,635	\$77,723	\$13,470,044
Public Services	\$6,262	\$5,591	\$2,115	\$2,042	\$2,409	\$18,420
Property Damage and Loss	\$77,231	\$157,517	\$71,614	\$84,577	\$117,936	\$508,876
Subtotal (Monetary Costs)	\$10,864,665	\$3,255,557	\$583,576	\$413,103	\$217,040	\$15,333,940
Quality of Life	\$19,786,925	\$3,381,516	\$718,654	\$359,497	\$65,363	\$24,311,955
Total (Comprehensive Costs)	\$30,651,593	\$6,637,072	\$1,302,230	\$772,600	\$282,403	\$39,645,898

Tuscola County 2004

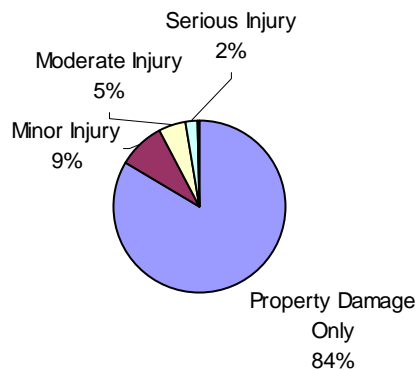
Traffic Crash Casualty Severity	Traffic Crash Casualties	Traffic Crash Costs
Property Damage Only	2241	\$6,552,493
Minor Injury	251	\$10,214,507
Moderate Injury	124	\$7,435,680
Serious Injury	66	\$13,982,256
Fatal	10	\$41,764,430
Total	2692	\$79,949,366
Average cost of traffic crash casualty		\$29,699

Index Crime Category	Number of Index Crimes	Index Crime Costs
Larceny	429	\$602,333
Burglary	196	\$661,916
Rape	32	\$5,442,944
Assault	43	\$567,987
Robbery	1	\$18,157
Motor Vehicle Theft	43	\$306,397
Murder	0	\$0
Total	744	\$7,599,735
Average cost of index crime		\$10,215

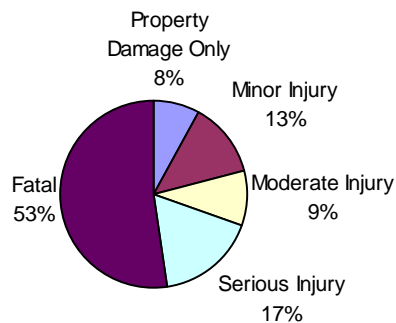
	Fatal	Serious Injury	Moderate Injury	Minor Injury	Property Damage Only	Total
Medical Care	\$289,255	\$1,608,134	\$855,101	\$1,292,653	\$368,196	\$4,413,340
Future Earnings (Lost Wages)	\$14,434,912	\$4,177,251	\$2,081,678	\$3,086,856	\$1,229,768	\$25,010,466
Public Services	\$8,946	\$12,540	\$15,281	\$26,487	\$72,956	\$136,210
Property Damage and Loss	\$110,330	\$395,064	\$565,690	\$1,117,690	\$3,571,554	\$5,760,329
Subtotal (Monetary Costs)	\$14,843,440	\$6,192,990	\$3,517,750	\$5,523,686	\$5,242,475	\$35,320,341
Quality of Life	\$26,920,987	\$7,789,266	\$3,917,930	\$4,690,821	\$1,310,018	\$44,629,022
Total (Comprehensive Costs)	\$41,764,430	\$13,982,256	\$7,435,680	\$10,214,507	\$6,552,493	\$79,949,366

	Murder	Rape	Assault	Robbery	Larceny	Burglary	Motor Vehicle Theft	Total
Medical Care	\$0	\$52,064	\$27,950	\$1,984	\$0	\$0	\$0	\$81,998
Future Earnings (Lost Wages)	\$0	\$164,662	\$72,099	\$2,424	\$10,578	\$6,105	\$3,906	\$259,775
Public Services	\$0	\$21,053	\$12,197	\$388	\$192,876	\$77,278	\$12,045	\$315,837
Property Damage and Loss	\$0	\$4,218	\$2,935	\$1,136	\$398,879	\$499,426	\$274,654	\$1,181,248
Subtotal (Monetary Costs)	\$0	\$241,984	\$115,197	\$5,932	\$602,333	\$582,809	\$290,605	\$1,838,860
Quality of Life	\$0	\$5,200,953	\$452,797	\$12,225	\$0	\$79,107	\$15,793	\$5,760,876
Total (Comprehensive Cost)	\$0	\$5,442,944	\$567,987	\$18,157	\$602,333	\$661,916	\$306,397	\$7,599,735

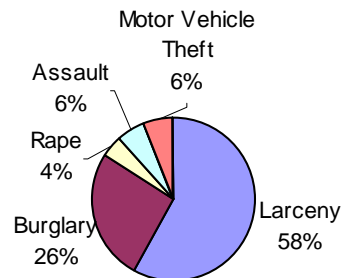
Traffic Crash Casualties



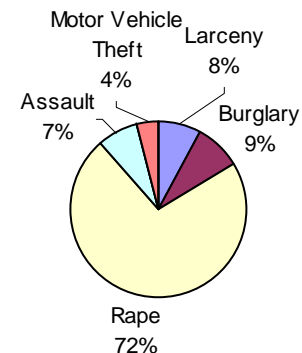
Traffic Crash Costs



Index Crimes



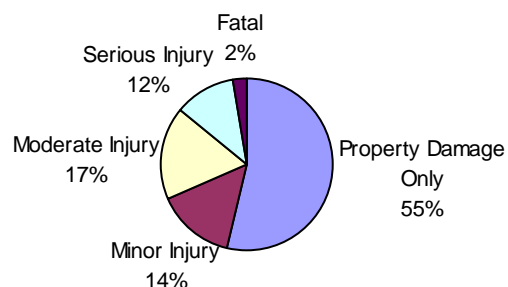
Index Crime Costs



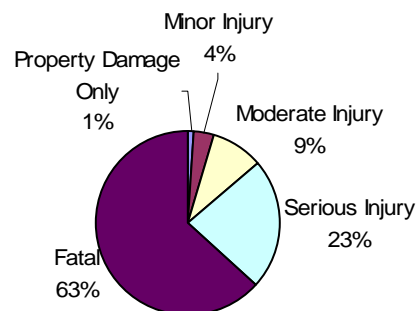
Tuscola County 2004 Alcohol-Involved Crashes

Traffic Crash Casualty Severity	Traffic Crash Casualties	Traffic Crash Costs
Property Damage Only	68	\$259,505
Minor Injury	18	\$731,937
Moderate Injury	22	\$1,909,937
Serious Injury	15	\$4,740,766
Fatal	3	\$13,136,397
Total	126	\$20,778,542
Average cost of traffic crash		\$164,909

Traffic Crash Casualties



Traffic Crash Costs



Costs of Alcohol-Involved Traffic Crashes in Tuscola County (2004 Dollars)						
	Fatal	Serious Injury	Moderate Injury	Minor Injury	Property Damage Only	Total
Medical Care	\$86,777	\$602,024	\$241,225	\$102,172	\$17,433	\$1,049,631
Future Earnings (Lost Wages)	\$4,533,727	\$1,606,867	\$506,550	\$207,128	\$71,421	\$6,925,693
Public Services	\$2,684	\$3,994	\$3,102	\$1,935	\$2,214	\$13,928
Property Damage and Loss	\$33,099	\$112,512	\$105,034	\$80,126	\$108,374	\$439,145
Subtotal (Monetary Costs)	\$4,656,285	\$2,325,398	\$855,911	\$391,361	\$199,442	\$8,428,397
Quality of Life	\$8,480,111	\$2,415,368	\$1,054,026	\$340,576	\$60,064	\$12,350,144
Total (Comprehensive Costs)	\$13,136,397	\$4,740,766	\$1,909,937	\$731,937	\$259,505	\$20,778,542

Van Buren County 2004

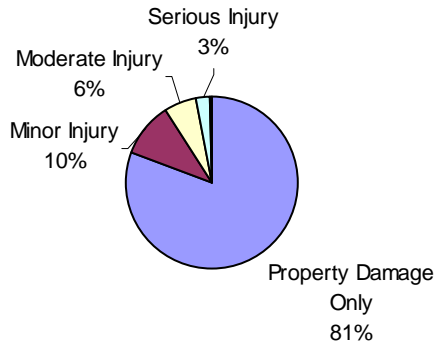
Traffic Crash Casualty Severity	Traffic Crash Casualties	Traffic Crash Costs
Property Damage Only	3120	\$9,122,614
Minor Injury	392	\$15,952,537
Moderate Injury	233	\$13,971,883
Serious Injury	99	\$20,973,384
Fatal	16	\$66,823,088
Total	3860	\$126,843,506
Average cost of traffic crash casualty	\$32,861	

Index Crime Category	Number of Index Crimes	Index Crime Costs
Larceny	1500	\$2,106,060
Burglary	573	\$1,935,092
Rape	47	\$7,994,324
Assault	200	\$2,641,800
Robbery	18	\$326,826
Motor Vehicle Theft	257	\$1,831,259
Murder	1	\$4,161,609
Total	2596	\$20,996,968
Average cost of index crime	\$8,088	

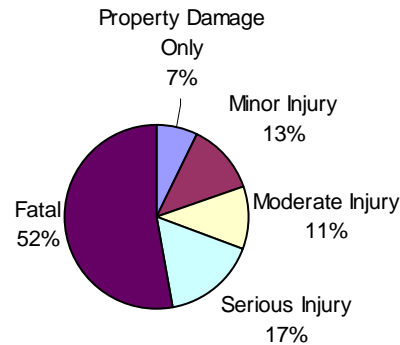
	Fatal	Serious Injury	Moderate Injury	Minor Injury	Property Damage Only	Total
Medical Care	\$462,808	\$2,412,201	\$1,606,763	\$2,018,804	\$512,616	\$7,013,193
Future Earnings (Lost Wages)	\$23,095,860	\$6,265,877	\$3,911,539	\$4,820,907	\$1,712,127	\$39,806,311
Public Services	\$14,314	\$18,810	\$28,714	\$41,366	\$101,572	\$204,776
Property Damage and Loss	\$176,528	\$592,597	\$1,062,949	\$1,745,556	\$4,972,445	\$8,550,075
Subtotal (Monetary Costs)	\$23,749,504	\$9,289,485	\$6,609,966	\$8,626,633	\$7,298,760	\$55,574,349
Quality of Life	\$43,073,579	\$11,683,899	\$7,361,917	\$7,325,904	\$1,823,854	\$71,269,152
Total (Comprehensive Costs)	\$66,823,088	\$20,973,384	\$13,971,883	\$15,952,537	\$9,122,614	\$126,843,506

	Murder	Rape	Assault	Robbery	Larceny	Burglary	Motor Vehicle Theft	Total
Medical Care	\$33,667	\$76,469	\$130,000	\$35,712	\$0	\$0	\$0	\$275,848
Future Earnings (Lost Wages)	\$1,487,425	\$241,847	\$335,346	\$43,636	\$36,987	\$17,847	\$23,347	\$2,186,435
Public Services	\$2,541	\$30,922	\$56,729	\$6,991	\$674,391	\$225,921	\$71,989	\$1,069,484
Property Damage and Loss	\$1,558	\$6,195	\$13,653	\$20,444	\$1,394,682	\$1,460,056	\$1,641,534	\$4,538,122
Subtotal (Monetary Costs)	\$1,525,191	\$355,414	\$535,800	\$106,776	\$2,106,060	\$1,703,824	\$1,736,870	\$8,069,934
Quality of Life	\$2,636,417	\$7,638,900	\$2,106,034	\$220,051	\$0	\$231,268	\$94,389	\$12,927,059
Total (Comprehensive Cost)	\$4,161,609	\$7,994,324	\$2,641,800	\$326,826	\$2,106,060	\$1,935,092	\$1,831,259	\$20,996,968

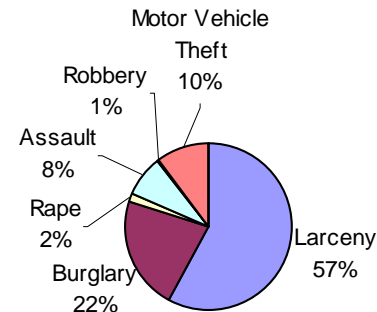
Traffic Crash Casualties



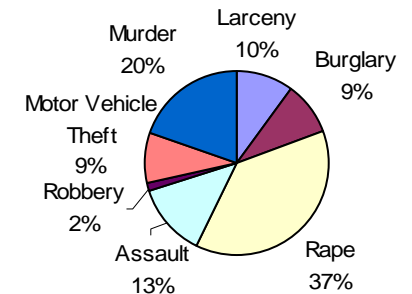
Traffic Crash Costs



Index Crimes



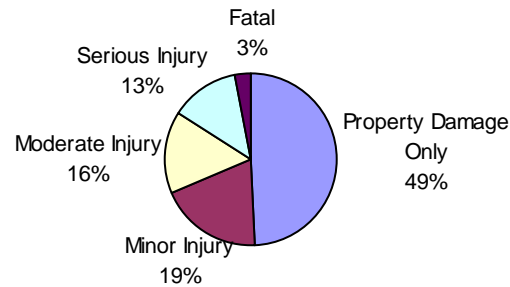
Index Crime Costs



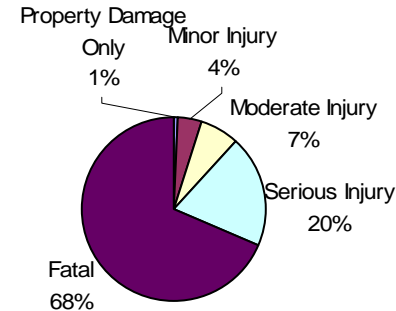
Van Buren County 2004 Alcohol-Involved Crashes

Traffic Crash Casualty Severity	Traffic Crash Casualties	Traffic Crash Costs
Property Damage Only	94	\$358,728
Minor Injury	37	\$1,504,536
Moderate Injury	30	\$2,604,459
Serious Injury	24	\$7,585,225
Fatal	6	\$26,272,794
Total	191	\$38,325,743
Average cost of traffic crash	\$200,658	

Traffic Crash Casualties



Traffic Crash Costs



Costs of Alcohol-Involved Traffic Crashes in Van Buren County (2004 Dollars)

	Fatal	Serious Injury	Moderate Injury	Minor Injury	Property Damage Only	Total
Medical Care	\$173,553	\$963,239	\$328,943	\$210,021	\$24,099	\$1,699,855
Future Earnings (Lost Wages)	\$9,067,454	\$2,570,988	\$690,750	\$425,763	\$98,729	\$12,853,684
Public Services	\$5,368	\$6,390	\$4,230	\$3,977	\$3,060	\$23,025
Property Damage and Loss	\$66,198	\$180,020	\$143,229	\$164,703	\$149,811	\$703,960
Subtotal (Monetary Costs)	\$9,312,570	\$3,720,636	\$1,167,152	\$804,464	\$275,699	\$15,280,521
Quality of Life	\$16,960,222	\$3,864,589	\$1,437,308	\$700,073	\$83,029	\$23,045,220
Total (Comprehensive Costs)	\$26,272,794	\$7,585,225	\$2,604,459	\$1,504,536	\$358,728	\$38,325,743

Washtenaw County 2004

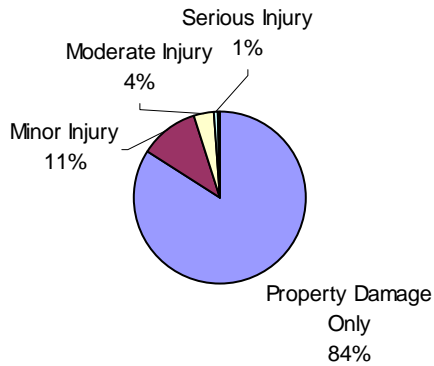
Traffic Crash Casualty Severity	Traffic Crash Casualties	Traffic Crash Costs
Property Damage Only	16880	\$49,355,680
Minor Injury	2290	\$93,192,119
Moderate Injury	741	\$44,434,185
Serious Injury	197	\$41,734,915
Fatal	29	\$121,116,847
Total	20137	\$349,833,746
Average cost of traffic crash casualty		\$17,373

Index Crime Category	Number of Index Crimes	Index Crime Costs
Larceny	6823	\$9,579,763
Burglary	2005	\$6,771,132
Rape	128	\$21,771,776
Assault	692	\$9,140,628
Robbery	269	\$4,884,233
Motor Vehicle Theft	1011	\$7,203,901
Murder	8	\$33,292,868
Total	10936	\$92,644,301
Average cost of index crime		\$8,471

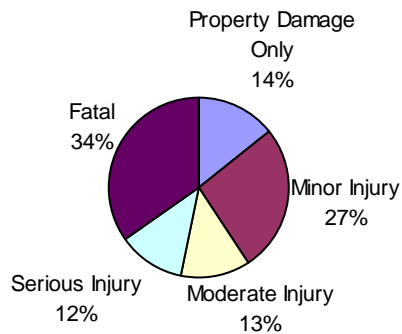
	Fatal	Serious Injury	Moderate Injury	Minor Injury	Property Damage Only	Total
Medical Care	\$838,840	\$4,800,036	\$5,109,921	\$11,793,525	\$2,773,385	\$25,315,707
Future Earnings (Lost Wages)	\$41,861,246	\$12,468,462	\$12,439,703	\$28,162,951	\$9,263,049	\$104,195,411
Public Services	\$25,943	\$37,430	\$91,318	\$241,656	\$549,528	\$945,876
Property Damage and Loss	\$319,957	\$1,179,208	\$3,380,453	\$10,197,251	\$26,902,203	\$41,979,071
Subtotal (Monetary Costs)	\$43,045,976	\$18,485,137	\$21,021,395	\$50,395,384	\$39,488,165	\$172,436,056
Quality of Life	\$78,070,862	\$23,249,779	\$23,412,790	\$42,796,735	\$9,867,516	\$177,397,682
Total (Comprehensive Costs)	\$121,116,847	\$41,734,915	\$44,434,185	\$93,192,119	\$49,355,680	\$349,833,746

	Murder	Rape	Assault	Robbery	Larceny	Burglary	Motor Vehicle Theft	Total
Medical Care	\$269,337	\$208,256	\$449,800	\$533,696	\$0	\$0	\$0	\$1,461,089
Future Earnings (Lost Wages)	\$11,899,397	\$658,648	\$1,160,296	\$652,123	\$168,240	\$62,449	\$91,844	\$14,692,997
Public Services	\$20,328	\$84,213	\$196,282	\$104,478	\$3,067,578	\$790,526	\$283,195	\$4,546,599
Property Damage and Loss	\$12,466	\$16,873	\$47,238	\$305,518	\$6,343,945	\$5,108,921	\$6,457,552	\$18,292,512
Subtotal (Monetary Costs)	\$12,201,529	\$967,936	\$1,853,868	\$1,595,708	\$9,579,763	\$5,961,896	\$6,832,590	\$38,993,290
Quality of Life	\$21,091,339	\$20,803,814	\$7,286,877	\$3,288,543	\$0	\$809,236	\$371,311	\$53,651,120
Total (Comprehensive Cost)	\$33,292,868	\$21,771,776	\$9,140,628	\$4,884,233	\$9,579,763	\$6,771,132	\$7,203,901	\$92,644,301

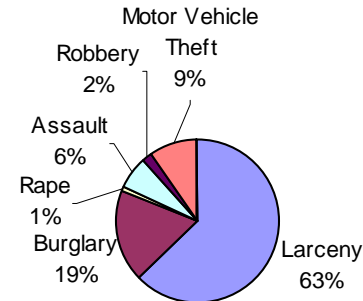
Traffic Crash Casualties



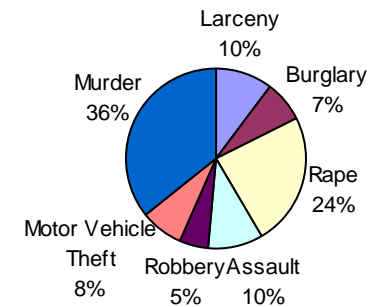
Traffic Crash Costs



Index Crimes



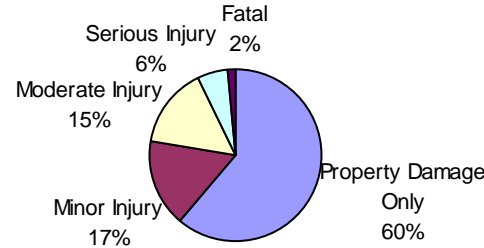
Index Crime Costs



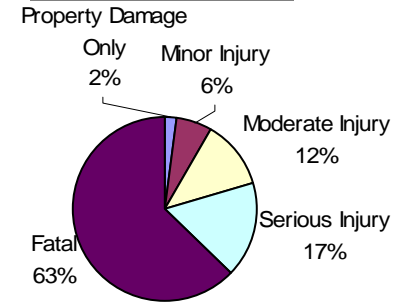
Washtenaw County 2004 Alcohol-Involved Crashes

Traffic Crash Casualty Severity	Traffic Crash Casualties	Traffic Crash Costs
Property Damage Only	395	\$1,507,422
Minor Injury	107	\$4,350,957
Moderate Injury	96	\$8,334,270
Serious Injury	37	\$11,693,889
Fatal	10	\$43,787,990
Total	645	\$69,674,528
Average cost of traffic crash		\$108,023

Traffic Crash Casualties



Traffic Crash Costs



Costs of Alcohol-Involved Traffic Crashes in Washtenaw County (2004 Dollars)						
	Fatal	Serious Injury	Moderate Injury	Minor Injury	Property Damage Only	Total
Medical Care	\$289,255	\$1,484,993	\$1,052,619	\$607,358	\$101,266	\$3,535,492
Future Earnings (Lost Wages)	\$15,112,423	\$3,963,606	\$2,210,401	\$1,231,260	\$414,873	\$22,932,562
Public Services	\$8,946	\$9,851	\$13,535	\$11,502	\$12,859	\$56,693
Property Damage and Loss	\$110,330	\$277,530	\$458,332	\$476,302	\$629,524	\$1,952,019
Subtotal (Monetary Costs)	\$15,520,950	\$5,735,981	\$3,734,886	\$2,326,423	\$1,158,522	\$28,476,762
Quality of Life	\$28,267,036	\$5,957,908	\$4,599,384	\$2,024,534	\$348,899	\$41,197,762
Total (Comprehensive Costs)	\$43,787,990	\$11,693,889	\$8,334,270	\$4,350,957	\$1,507,422	\$69,674,528

Wayne County 2004

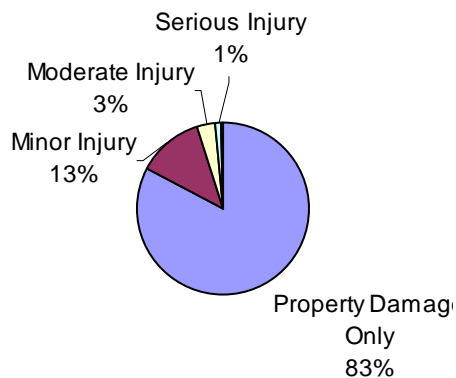
Traffic Crash Casualty Severity	Traffic Crash Casualties	Traffic Crash Costs
Property Damage Only	101299	\$296,189,637
Minor Injury	15412	\$627,195,169
Moderate Injury	4029	\$241,599,637
Serious Injury	1568	\$332,184,502
Fatal	186	\$776,818,398
Total	122494	\$2,273,987,343
Average cost of traffic crash casualty	\$18,564	

Index Crime Category	Number of Index Crimes	Index Crime Costs
Larceny	42942	\$60,292,273
Burglary	17715	\$59,825,737
Rape	1066	\$181,318,072
Assault	12046	\$159,115,614
Robbery	6484	\$117,729,988
Motor Vehicle Theft	31005	\$220,926,764
Murder	413	\$1,718,744,316
Total	111671	\$2,517,952,764
Average cost of index crime	\$22,548	

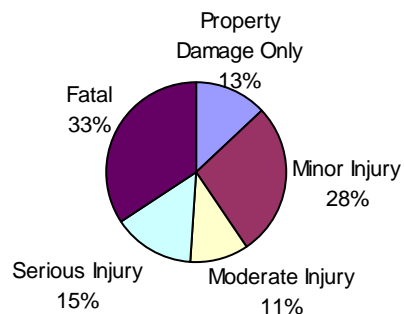
	Fatal	Serious Injury	Moderate Injury	Minor Injury	Property Damage Only	Total
Medical Care	\$5,380,143	\$38,205,364	\$27,783,902	\$79,371,971	\$16,643,430	\$167,384,811
Future Earnings (Lost Wages)	\$268,489,372	\$99,241,365	\$67,637,736	\$189,540,351	\$55,588,719	\$680,497,543
Public Services	\$166,395	\$297,924	\$496,519	\$1,626,377	\$3,297,788	\$5,885,003
Property Damage and Loss	\$2,052,138	\$9,385,774	\$18,380,356	\$68,628,835	\$161,443,499	\$259,890,602
Subtotal (Monetary Costs)	\$276,087,984	\$147,130,427	\$114,298,513	\$339,167,534	\$236,973,436	\$1,113,657,895
Quality of Life	\$500,730,358	\$185,054,075	\$127,301,123	\$288,027,635	\$59,216,201	\$1,160,329,392
Total (Comprehensive Costs)	\$776,818,398	\$332,184,502	\$241,599,637	\$627,195,169	\$296,189,637	\$2,273,987,343

	Murder	Rape	Assault	Robbery	Larceny	Burglary	Motor Vehicle Theft	Total
Medical Care	\$13,904,545	\$1,734,382	\$7,829,900	\$12,864,256	\$0	\$0	\$0	\$36,333,083
Future Earnings (Lost Wages)	\$614,306,376	\$5,485,304	\$20,197,876	\$15,718,830	\$1,058,854	\$551,763	\$2,816,632	\$660,135,636
Public Services	\$1,049,445	\$701,336	\$3,416,778	\$2,518,337	\$19,306,456	\$6,984,622	\$8,684,916	\$42,661,889
Property Damage and Loss	\$643,569	\$140,518	\$822,295	\$7,364,228	\$39,926,963	\$45,139,420	\$198,037,976	\$292,074,970
Subtotal (Monetary Costs)	\$629,903,935	\$8,061,092	\$32,271,234	\$38,463,088	\$60,292,273	\$52,675,805	\$209,539,524	\$1,031,206,951
Quality of Life	\$1,088,840,381	\$173,256,762	\$126,846,414	\$79,267,332	\$0	\$7,149,931	\$11,387,241	\$1,486,748,062
Total (Comprehensive Cost)	\$1,718,744,316	\$181,318,072	\$159,115,614	\$117,729,988	\$60,292,273	\$59,825,737	\$220,926,764	\$2,517,952,764

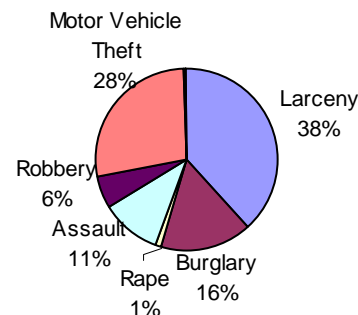
Traffic Crash Casualties



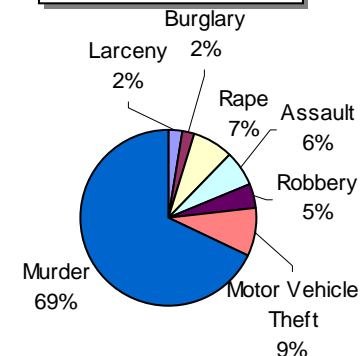
Traffic Crash Costs



Index Crimes



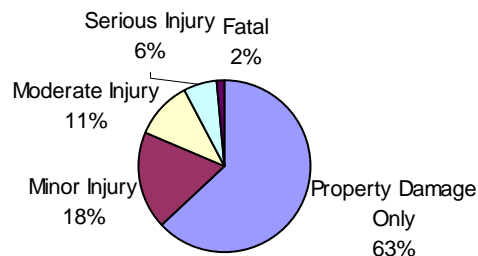
Index Crime Costs



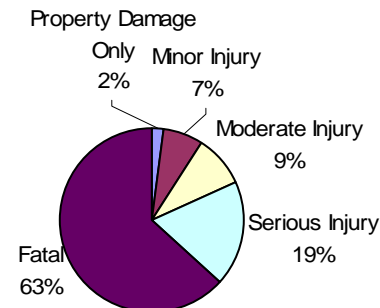
Wayne County 2004 Alcohol-Involved Crashes

Traffic Crash Casualty Severity	Traffic Crash Casualties	Traffic Crash Costs
Property Damage Only	2388	\$9,113,222
Minor Injury	697	\$28,342,213
Moderate Injury	412	\$35,767,910
Serious Injury	240	\$75,852,253
Fatal	58	\$253,970,342
Total	3795	\$403,045,941
Average cost of traffic crash	\$106,204	

Traffic Crash Casualties



Traffic Crash Costs



Costs of Alcohol-Involved Traffic Crashes in Wayne County (2004 Dollars)						
	Fatal	Serious Injury	Moderate Injury	Minor Injury	Property Damage Only	Total
Medical Care	\$1,677,679	\$9,632,388	\$4,517,489	\$3,956,344	\$612,212	\$20,396,112
Future Earnings (Lost Wages)	\$87,652,055	\$25,709,877	\$9,486,303	\$8,020,450	\$2,508,141	\$133,376,826
Public Services	\$51,887	\$63,900	\$58,086	\$74,923	\$77,741	\$326,537
Property Damage and Loss	\$639,914	\$1,800,197	\$1,967,009	\$3,102,643	\$3,805,833	\$11,315,596
Subtotal (Monetary Costs)	\$90,021,510	\$37,206,361	\$16,028,886	\$15,154,361	\$7,003,927	\$165,415,045
Quality of Life	\$163,948,811	\$38,645,892	\$19,739,025	\$13,187,853	\$2,109,294	\$237,630,875
Total (Comprehensive Costs)	\$253,970,342	\$75,852,253	\$35,767,910	\$28,342,213	\$9,113,222	\$403,045,941

Wexford County 2004

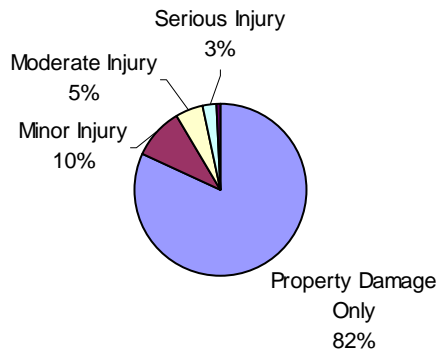
Traffic Crash Casualty Severity	Traffic Crash Casualties	Traffic Crash Costs
Property Damage Only	2038	\$5,958,938
Minor Injury	237	\$9,644,774
Moderate Injury	134	\$8,035,332
Serious Injury	70	\$14,829,665
Fatal	12	\$50,117,316
Total	2491	\$88,586,025
Average cost of traffic crash casualty		\$35,562

Index Crime Category	Number of Index Crimes	Index Crime Costs
Larceny	776	\$1,089,535
Burglary	170	\$574,111
Rape	35	\$5,953,220
Assault	54	\$713,286
Robbery	3	\$54,471
Motor Vehicle Theft	33	\$235,142
Murder	1	\$4,161,609
Total	1072	\$12,781,373
Average cost of index crime		\$11,923

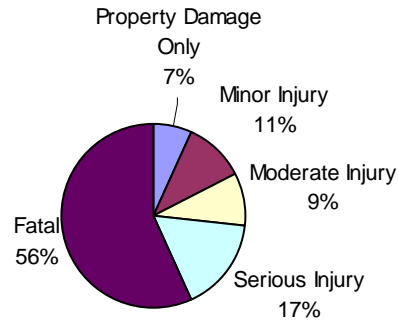
Costs of Traffic Crashes in Wexford County (2004 Dollars)						
	Fatal	Serious Injury	Moderate Injury	Minor Injury	Property Damage Only	Total
Medical Care	\$347,106	\$1,705,597	\$924,061	\$1,220,553	\$334,843	\$4,532,160
Future Earnings (Lost Wages)	\$17,321,895	\$4,430,418	\$2,249,555	\$2,914,681	\$1,118,370	\$28,034,919
Public Services	\$10,735	\$13,300	\$16,514	\$25,010	\$66,347	\$131,906
Property Damage and Loss	\$132,396	\$419,008	\$611,310	\$1,055,349	\$3,248,027	\$5,466,089
Subtotal (Monetary Costs)	\$17,812,128	\$6,568,323	\$3,801,440	\$5,215,592	\$4,767,588	\$38,165,070
Quality of Life	\$32,305,184	\$8,261,343	\$4,233,892	\$4,429,182	\$1,191,351	\$50,420,951
Total (Comprehensive Costs)	\$50,117,316	\$14,829,665	\$8,035,332	\$9,644,774	\$5,958,938	\$88,586,025

Costs of Index Crimes in Wexford County (2004 Dollars)								
	Murder	Rape	Assault	Robbery	Larceny	Burglary	Motor Vehicle Theft	Total
Medical Care	\$33,667	\$56,945	\$35,100	\$5,952	\$0	\$0	\$0	\$131,664
Future Earnings (Lost Wages)	\$1,487,425	\$180,099	\$90,543	\$7,273	\$19,134	\$5,295	\$2,998	\$1,792,767
Public Services	\$2,541	\$23,027	\$15,317	\$1,165	\$348,885	\$67,027	\$9,244	\$467,206
Property Damage and Loss	\$1,558	\$4,614	\$3,686	\$3,407	\$721,516	\$433,175	\$210,781	\$1,378,737
Subtotal (Monetary Costs)	\$1,525,191	\$264,670	\$144,666	\$17,796	\$1,089,535	\$505,497	\$223,022	\$3,770,378
Quality of Life	\$2,636,417	\$5,688,543	\$568,629	\$36,675	\$0	\$68,614	\$12,120	\$9,010,998
Total (Comprehensive Cost)	\$4,161,609	\$5,953,220	\$713,286	\$54,471	\$1,089,535	\$574,111	\$235,142	\$12,781,373

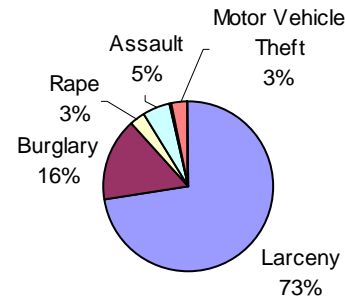
Traffic Crash Casualties



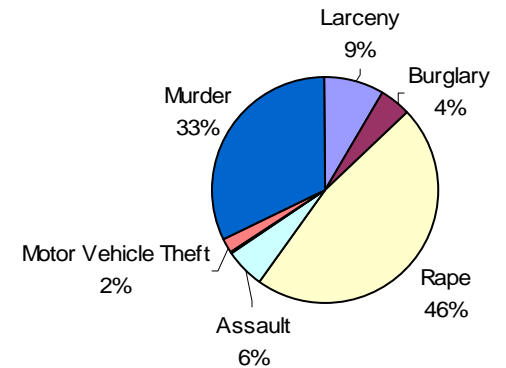
Traffic Crash Costs



Index Crimes



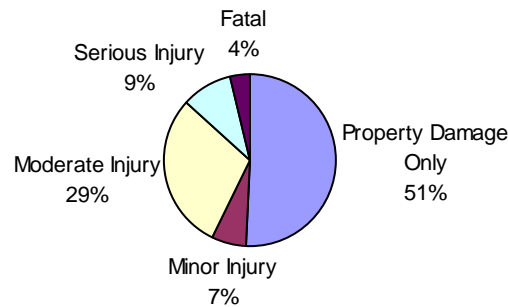
Index Crime Costs



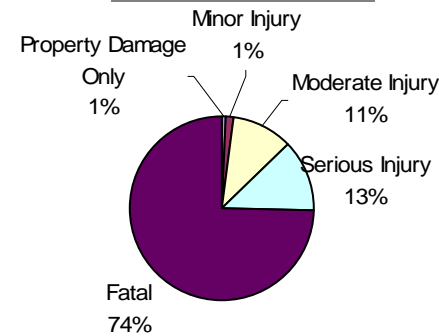
Wexford County 2004 Alcohol-Involved Crashes

Traffic Crash Casualty Severity	Traffic Crash Casualties	Traffic Crash Costs
Property Damage Only	38	\$145,018
Minor Injury	5	\$203,316
Moderate Injury	22	\$1,909,937
Serious Injury	7	\$2,212,357
Fatal	3	\$13,136,397
Total	75	\$17,607,025
Average cost of traffic crash		\$234,760

Traffic Crash Casualties



Traffic Crash Costs



Costs of Alcohol-Involved Traffic Crashes in Wexford County (2004 Dollars)

	Fatal	Serious Injury	Moderate Injury	Minor Injury	Property Damage Only	Total
Medical Care	\$86,777	\$280,945	\$241,225	\$28,381	\$9,742	\$647,070
Future Earnings (Lost Wages)	\$4,533,727	\$749,871	\$506,550	\$57,536	\$39,912	\$5,887,596
Public Services	\$2,684	\$1,864	\$3,102	\$537	\$1,237	\$9,424
Property Damage and Loss	\$33,099	\$52,506	\$105,034	\$22,257	\$60,562	\$273,458
Subtotal (Monetary Costs)	\$4,656,285	\$1,085,186	\$855,911	\$108,711	\$111,453	\$6,817,546
Quality of Life	\$8,480,111	\$1,127,172	\$1,054,026	\$94,604	\$33,565	\$10,789,478
Total (Comprehensive Costs)	\$13,136,397	\$2,212,357	\$1,909,937	\$203,316	\$145,018	\$17,607,025

REFERENCES

- Miller, TR, MA Cohen, and B Wiersema (1994). "Crime in the United States: Victim Costs and Consequences" *Research in Brief, National Institute of Justice, Grant # 90-IJ-CX-0050*.
- Miller, TR., Galbraith, MS, Lestina, D, Schlax, T, Mabery, P, & Deering, R. (1997). United States passenger-vehicle crashes by crash geometry: Direct costs and other losses. *Accident Analysis and Prevention, 29*(3), 343-352.
- State of Michigan (1999). UD-10 Traffic Crash Report Instruction Manual, Lansing MI, Michigan Department of State Police.
- Streff, FM, Molnar, LJ (1990). *Estimating Costs of Traffic Crashes and Index Crimes: ols for Improved Decision making*. Final report for the National Highway Traffic Administration and the Office of Highway Safety Planning, Michigan Department of State Police. Ann Arbor, MI: The University of Michigan Transportation Research Institute.
- Streff, FM, Molnar, LJ (1994). *Societal Costs of Traffic Crashes in Michigan: A Four-year Update*. Final report for the National Highway Traffic Administration and the Office of Highway Safety Planning, Michigan Department of State Police. Ann Arbor, MI: The University of Michigan Transportation Research Institute.
- Streff, FM, Molnar, LJ (1999). *Societal Costs of Traffic Crashes and Crime in Michigan: 1998 Update*. Report UMTRI 99-32. Ann Arbor, MI: The University of Michigan Transportation Research Institute.
- UMTRI Transportation Data Center (2005). *State of Michigan 2004 Motor Vehicle Accident Codebook*. Ann Arbor, MI: University of Michigan Transportation Research Institute.

Appendix A

Costs per Police-Reported Crash Victim and Crime in Michigan: Methods Supplement

Ted R. Miller, Eduard Zaloshnja, Dexter M. Taylor
Pacific Institute for Research and Evaluation
11710 Beltsville Drive, Suite, 125, Calverton, MD 20705

The costs of crime and motor-vehicle crashes were computed in a compatible manner. The cost categories included are:

- **Medical Care** includes payments for hospital and physician care, as well as rehabilitation, prescriptions, allied health services, medical devices, coroner costs, premature funeral expenses, insurance claims processing and emergency medical transport. Also included in this category are victim legal expenses incurred in recovering medical costs from at-fault drivers and their insurers.
- **Future Earnings** include wages, fringe benefits, and housework lost by injury victims. The value of lost school days also is included for crime victims. We include insurance claims processing costs (for example, life insurance claims for fatalities and Workers' Compensation claims for people victimized while working) and legal expenses incurred in recovering productivity losses from at-fault drivers and their insurers.
- **Public Services** include initial police response and follow-up investigation, as well as fire service response to highway crashes.
- **Property Damage and Loss** is the value of property damage and of property taken and not recovered, plus property insurance claims administration costs that arise in compensating victims' property losses.
- **Quality of Life** places a dollar value on the pain, suffering, and other intangible losses resulting from injury and fear. For crime, these values come from jury awards for pain, suffering, and lost quality of life due to physical injuries and fear. For murders and

highway crashes, this value is computed from the amount people routinely spend (in dollars or time) to reduce their risk of death and injury.

We deliberately excluded one of the largest tangible costs associated with crime, the cost of operating the criminal justice system. Society devotes sizable resources to preventing and punishing criminal activity. Our cost estimates are designed to assess the impact of crime on victims, not society's response to crime. Even within that context, it excludes some fear-related costs -- such as a burglar alarm or a tube of pepper spray purchased after a break-in or a crime-induced change in job or housing. Mental health care costs also are excluded.

Motor Vehicle Crash Costs:

Modeling crash costs requires estimates of the number of people involved in a crash, the medical details of each person's injuries (ideally, body part injured, nature of the injury, and injury severity, e.g., skull fracture not resulting in loss of consciousness), and the costs of those injuries and associated vehicle damage. The next section describes the methodology used to estimate the incidence and medical details of crash injuries. The succeeding section explains how the costs of crashes were estimated.

Estimation of Injury Incidence and Medical Details

No data system that contains a nationally representative sample of recent U.S. incidence data on non-fatal crash injuries records both crash type and medical descriptions of the injuries. The National Highway Traffic Safety Administration's (NHTSA's) National Accident Sampling System (NASS; NHTSA, 1987) collected data containing medical descriptions of injuries for a representative sample of all police-reported U.S. motor vehicle injury victims in 1984–1986. In 1988, NASS was replaced by two ongoing sampling systems. The Crashworthiness Data System (CDS; NHTSA, 2002b) collects data similar to NASS but focuses on crashes involving automobiles and automobile derivatives, light trucks and vans with gross vehicle weight less than 10 000 pounds (4 537 kg) that are towed due to damage, and excludes pedestrian and non-motorist records. The General Estimates System (GES) collects data on a representative sample of all police-reported crashes, but the only injury description it gives is the severity that a police officer assigned in the police accident report.

GES, like the police reports, uses the KABCO severity scale (National Safety Council, 1990) to classify crash victims as K-killed, A-disabling injury, B-evident injury,

C-possible injury, or O-no apparent injury. The codes are selected by police officers without medical training, typically without benefit of a hands-on examination. Some victims are transported from the scene before the police officer who completes the crash report even arrives. Thus, police reporting does not accurately describe injuries medically. Moreover, KABCO ratings are coarse and inconsistently coded between states and localities and over time (Miller et al., 1991, Blincoe and Faigin, 1992, O'Day, 1993). Viner and Conley (1994) found one cause of this variability was differing state definitions of A-injury. Miller et al. (1987) found police-reported injury counts by KABCO severity systematically varied between states because of differing state crash reporting thresholds (the rules governing which crashes should be reported to the police) and that state reporting thresholds often changed over time. GES verifies that all crash deaths are coded as K and all crash victims coded as K died.

NASS and CDS record both the KABCO codes assigned by police and medical descriptions of injury in the Occupant Injury Coding system (OIC). OIC codes include detailed medical descriptions plus AIS threat to life severity scores. The NASS data were coded with the 1980 version of OIC/AIS, which differs slightly from the 1985 version; but NHTSA made most OIC/AIS-85 changes well before their formal adoption (Association for the Advancement of Automotive Medicine [AAAM], 1985). The 1999–2001 CDS data used in this paper were coded in AIS-90 (AAAM, 1990).

Starting with Miller et al. (1997), NHTSA's past costing studies and ours have met the challenge posed by the lack of an adequate data system by simulating the records that CDS would have collected if it had sampled the non-CDS strata (i.e., injuries to passenger vehicle occupants involved in non-tow-away crashes and to pedestrians, pedalcyclists, and heavy vehicle occupants). Combining the simulated data with the actual CDS data yields a synthesized, nationally representative sample of crashes with both crash types and medical descriptions of the injuries of all people involved in the crashes.

Our simulation used 1999–2001 GES data to reweight the 1984–1986 NASS data for the non-CDS strata so they represent the average annual estimated GES injury victim counts in non-CDS crashes. In applying the GES weights, we controlled for crash type (as defined by geometry), police-reported maximum injury severity, speed limit (≤ 45 miles per hour (mph) and ≥ 50 mph), and restraint use. Weighting the NASS data to GES restraint use levels updates the NASS injury profile to a profile reflecting

contemporary belt use levels. This procedure assumes that particular crash types generate typical profiles of injury outcomes that are stable over time, an assumption that Australian research supports (Andreassen, 1986). Sample size considerations drove the decision to pool and average 3 years worth of GES data.

At the completion of the weighting process, we combined the CDS data with the synthesized NASS data on the non-CDS strata. This hybrid file was comprised of 1999–2001 CDS records for non-heavy vehicle, tow-away crashes and of reweighted 1984–86 NASS records for all other crashes. Finally, we adjusted the weights on fatal crashes in both CDS and non-CDS strata so that the weighted counts by strata, crash geometry and speed limit matched the fatal crash counts in NHTSA’s Fatality Analysis Reporting System (FARS; NHTSA, 2002a). This adjusted file became our study’s incidence file.

Cost Estimation

The second step required to estimate average crash costs is to generate estimates of crash costs by severity. We adopted injury costs from Zaloshnja et al. (2004). That article gives costs per victim in 2000 dollars by body part, whether or not a fracture was involved, and AIS (for both AIS85 and AIS90). We updated the costs to 2004 dollars and merged them onto the hybrid CDS/NASS/FARS file. Comprehensive costs represent the present value, computed at a 3% discount rate, of all costs that result from a crash over the victim’s expected life span.

Zaloshnja et al.’s (2004) medical cost estimates drew on data from 1992–1994 Civilian Health and Medical Program of the Uniformed Services (CHAMPUS) data for physician and emergency department fees, 1994–95 data on hospital costs in MD and NY (the only two states where costs, not charges or payments were known), and 1987 National Medical Expenditure Survey (NMES) and 1979–1987 National Council on Compensation Insurance (NCCI) data on the percentage of costs that occur more than 6 months post injury.

Zaloshnja et al. (2004) based short-term productivity loss on information from the CDS 1988–1991 (for AIS85) and CDS 1993–1999 (for AIS90) about the probability an employed person would lose work for a specific injury and the 1993 Survey of Occupational Injury and Illness (SOII) of the U.S. Bureau of Labor Statistics on the days of work lost per person who lost work. Mean probabilities of work loss were estimated from just those CDS records that had the relevant information, which frequently was

missing. Sample size considerations drove the decision to pool several years of CDS data. Long-term productivity loss by diagnosis was based on 1979–1987 NCCI Detailed Claims Information (DCI) data on the probability that injuries would cause permanent partial/total disability and 1997 DCI data on the percentage loss of earning power for partially disabled injury victims.

Zaloshnja et al. (2004) included a variety of other direct costs. Among them were emergency services, property damage, insurance claims administration, legal and court costs, and workplace disruption costs. These estimates used insurance data, recent data on travel delay that crashes cause motorists whose vehicles did not crash, and data from prior NHTSA studies.

Following Miller et al. (1995), Zaloshnja et al. (2004) based quality of life loss on physicians' estimates of the functional capacity lost over time by injury diagnosis and a systematic review of the survey literature on the loss in value of life that results from different functional losses. These losses were costed based on meta-analyses (Miller 1990; Miller 2000; and Viscusi and Aldy, 2004) examining what people pay for small changes in fatality risk and surveys on what they state they are willing to pay. The mean value of statistical life recommended by Miller (1990) – \$3.3 million (in 2001 dollars) – and subsequently adopted for official use by NHTSA was used in the Zaloshnja et al. (2004)'s quality of life loss cost calculations.

Crime Costs:

The National Crime Victimization Survey (NCVS), conducted by the Census Bureau for the National Institute of Justice, polls a sample of the U.S. population about victimization and its consequences. Interviews are conducted every six months, with panels of respondents included for six surveys each. Each interview covers only new victimization, not the long-term consequences of prior victimizations. Crime incidence estimates are averages from 2000-2004 NCVS data. We restricted our NCVS analysis to police-reported cases.

Medical Costs

Unit medical cost and future earnings loss by gender and age group came from Finkelstein et al. (2006). For fatalities, Finkelstein et al. (2006) computed medical costs

separately for five places of death identified in the 2000 National Vital Statistics System (NVSS) data: death-on-scene/at home, death-on-arrival to the hospital, death at the ED, death at the hospital after inpatient admission, and death at a nursing home. Depending on place of death, the medical costs incurred might include coroner/medical examiner (C/ME), medical transport, ED, inpatient hospital, or nursing home.

Finkelstein et al. (2006) used 1999 Medical Expenditure Panel Survey (MEPS) data to quantify medical costs for nonhospitalized injuries. For hospitalized injuries, because of the small sample size of admitted injuries in MEPS, they primarily relied on other data sources. Finkelstein et al. (2006) used Health Care Utilization Program National Inpatient Sample (HCUP-NIS) data and cost-to-charge ratios from the Agency for Healthcare Research and Quality to compute inpatient facility costs. They then used Medstat's Marketscan® data to quantify non-facility costs incurred during an inpatient admission.

Most injuries that require a hospitalization will also require additional treatment after discharge. To develop estimates of short- to medium-term medical costs for injuries requiring an inpatient admission, they multiplied total inpatient costs derived from the HCUP-NIS/Marketscan® data by the ratio of all costs during the first 18 months of injury, on average, to the total inpatient costs for that kind of injury. They derived these ratios from 1996 to 1999 MEPS data. The ratio of total costs to inpatient costs was roughly 1.35 and ranged between 1.02 and 2.13, depending on the type of injury.

To estimate long-term medical costs (18+ months), Finkelstein et al. (2006) used multipliers derived from longitudinal 1979-1988 Detailed Claim Information (DCI) data on 463,174 Worker's Compensation claims. The DCI file was unique and nothing similar has subsequently become available. This method implicitly assumes that while treatment costs vary over time, the ratio of 18-month costs to total lifetime costs has remained constant between the time the DCI data were reported and 2000.

Future earnings

Using the methods in Miller, Cohen, and Rossman (1993), we computed and valued lost housework days per adult and lost school days per student from wage days lost per employed victim. Permanent disability probabilities were computed from the DCI data (following the methods in Miller, Pindus, et al., 1995) and the cause-coded injury data. The lifetime wage and household production losses were valued from the

age and sex distribution of crime victims using the same data and methods as for motor vehicle crashes.

Property Damage and Loss

Property damage and loss by crime is an average from 1987-1990 NCVS data.

Quality of Life:

Quality-of-life losses for murders were computed in the same way as for crash fatalities. Estimating values of pain, suffering, fear, and lost quality of life involved analyzing jury awards to crime victims (Cohen and Miller, 1994, 2003). The average loss for assault/robbery with injury was within 5% of the average loss using the methods used for motor vehicle crash costs. (We were unable to apply that method to compute losses due to rape.)

Adapting Costs to Michigan:

National cost estimates were inflated to 2004 dollars using inflators (medical spending per capita, employment cost index, and consumer price index--all items) calculated from the Economic Report of the President, 2005. Costs per incident were adjusted to Michigan using ratios of Michigan to national costs. The medical and composite price ratios were calculated from the ACCRA Cost of Living Index.

References:

- American Chamber of Commerce Researchers Association (2004). *ACCRA cost of living index, 2003, Third & Fourth Quarters*. Louisville, KY.
- Andreassen, D. (1986). Some further observations on accident severity and casualty class, *Proceedings of the 13th ARRB Conference* (Vol. 13:9, pp. 12–16). Victoria, Australia: ARRB Melbourne.
- Association for the Advancement of Automotive Medicine (1985). *The abbreviated injury scale, 1985*. Des Plaines IL: Association for the Advancement of Automotive Medicine.
- Association for the Advancement of Automotive Medicine (1990). *The abbreviated injury scale, 1990*. Des Plaines, IL: Association for the Advancement of Automotive Medicine.
- Blincoe, LJ, and BM Faigin (1992). *The economic cost of motor vehicle crashes 1990 (DOT HS 807 876)*. Washington, DC: U.S. Department of Transportation, National Highway Traffic Safety Administration.
- Bureau of the Census (1995). *United States Statistical Abstract 1995*, Washington, DC: U.S. Government Printing Office.
- Cohen, MA and TR Miller (1994). *Pain and Suffering of Crime Victims: Evidence from Jury Verdicts*, Working Paper, Vanderbilt University.
- Cohen, MA and TR Miller (2003). Willingness to Award Non-Monetary Damages and the Implied Value of Life from Jury Awards, *International Review of Law and Economics*, 23, 165-181.
- Council of Economic Advisors (2005). *Economic Report of the President*, Washington, DC: U.S. Government Printing Office.

- Finkelstein, EA, P Corso, TR Miller, I Fiebelkorn, E Zaloshnja, and BA Lawrence (2006). *Incidence and economic burden of injuries in the United States, 2000*, New York City: Oxford University Press.
- Lawrence BA, TR Miller, AF Jensen, DA Fisher, WW Zamula (2000). Estimating the costs of non-fatal consumer product injuries in the United States. *Inj Control Saf Promot*– 2000, 7(2):97–113.
- Miller, TR (1990). The plausible range for the value of life: Red herrings among the mackerels. *Journal of Forensic Economics*, 3(3), 17–39.
- Miller, TR (2000). Valuing non-fatal quality of life losses with quality-adjusted life years: The health economist's meow. *Journal of Forensic Economics*, 13(2), 145–168.
- Miller, TR, MS Galbraith, D Lestina, T Schlax, P Mabery, R Deering (1997). United States passenger–vehicle crashes by crash geometry: Direct costs and other losses. *Accident Analysis and Prevention*, 29(3), 343–352.
- Miller, TR and MA Cohen (1994). Costs of Penetrating Injury, in *Textbook of Penetrating Trauma*, R. Ivatury and C.G. Cayten, ed., Philadelphia: Lee and Febiger .
- Miller, TR, MA Cohen, and SB Rossman (1993). Victim Costs of Violent Crime and Resulting Injuries, *Health Affairs*, 12:4,186-197.
- Miller, TR, MA Cohen, and B Wiersema (1994). Crime in the United States: Victim Costs and Consequences, *Research in Brief, National Institute of Justice, Grant # 90-IJ-CX-0050*.
- Miller TR, NM Pindus, JB Douglass, and SB Rossman (1995). *Nonfatal Injury Incidence, Costs, and Consequences: A Data Book*, The Urban Institute Press.
- Miller, TR, JG Viner, SB Rossman, NM Pindus, WG Gellert, JB Douglass, AE Dillingham, and GC Blomquist (1991). *The costs of highway crashes*. Washington DC: The Urban Institute.

- Miller, TR, B Whiting, B Kragh, and C Zegeer (1987). Sensitivity of a highway safety resource allocation model to variations in benefit computation parameters. *Transportation Research Record*, 1124, 58–65.
- National Highway Traffic Safety Administration (1987). *National automotive sampling system: Crashworthiness data system 1986*. Washington, DC: National Highway Traffic Safety Administration.
- National Highway Traffic Safety Administration (2002a). *Fatality analysis reporting system (FARS) 2001*. Washington, DC: National Center for Statistics and Analysis, National Highway Traffic Safety Administration.
- National Highway Traffic Safety Administration (2002b). *National Accident Sampling System Crashworthiness Data System 1999-2001*. Washington, DC: National Highway Traffic Safety Administration.
- National Safety Council (1990). *Manual on Classification of Motor Vehicle Traffic Accidents, Fifth Edition (ANSI D-16.1-1989)*. Itasca, IL: National Safety Council.
- O'Day, J. (Ed.) (1993). *Accident data quality: A synthesis of highway practice*. National Cooperative Highway Research Program Synthesis 192, . Washington DC: Transportation Research Board, National Research Council, National Academy Press.
- Viscusi, WK, and JE Aldy (2003). The value of statistical life: A critical review of market estimates throughout the world, *Journal of Risk and Uncertainty*, 27(1), 5–76.
- Viner, J, and C Conley (1994). (Working paper). *Consistency of police reported "incapacitating injuries" between states*. Federal Highway Administration, Virginia.
- Zaloshnja, E, T Miller, E Romano, and R Spicer (2004). Crash costs by body part injured, fracture involvement, and threat to life severity, United States, 2000, *Accident Analysis and Prevention*, 36(3), 415–427.

Appendix B

Costs of Traffic Crashes and Index Crimes in Michigan, 1998-2004

In this appendix, the costs of traffic crashes and index crimes from 1998 through 2004 were calculated in 2004 dollars and tabulated for comparison.

The incidence of each index crime (except arson which was not included in the analysis) for each year from 1998 through 2004 was obtained from the Michigan State Police and is shown in Table B1.

Table B1. Michigan Index Crime Incidence by Category by Year							
	Larceny	Burglary	Rape	Assault	Robbery	Motor Vehicle Theft	Murder
1998	251,627	81,240	5,729	40,073	15,192	57,228	716
1999	223,597	70,779	4,695	35,386	13,635	54,018	675
2000	221,031	67,882	4,971	35,001	13,414	53,889	669
2001	223,064	71,054	5,336	36,148	12,798	52,310	661
2002	210,473	70,012	5,438	36,120	11,785	49,248	671
2003	204,344	67,258	5,535	33,786	11,183	53,307	610
2004	190,489	63,425	5,516	31,792	11,207	49,982	638

The number of traffic crash casualties for 1998 through 2004 by severity were obtained from Michigan vehicle crash data files and are shown in Table B2. The term “casualty” is used here to refer to persons in injury crashes and vehicles in PDO crashes.

Table B2. Michigan Crash Casualties by Year					
	Fatalities	Serious Injuries	Moderate Injuries	Minor Injuries	PDO (Vehicles)
1998	1,367	14,365	31,707	85,506	532,474
1999	1,374	13,002	30,259	81,340	558,305
2000	1,382	11,956	29,090	80,780	575,161
2001	1,319	10,530	26,350	75,404	536,758
2002	1,279	10,556	27,771	74,157	528,792
2003	1,283	9,920	24,934	70,683	522,687
2004	1,159	9,270	22,456	67,954	499,699

Table B3 shows the number of traffic casualties for alcohol-related crashes for each year from 1998 through 2004.

Table B3. Michigan Alcohol-Related -Crash Casualties by Year					
	Fatalities	Serious Injuries	Moderate Injuries	Minor Injuries	PDO (Vehicles)
1998	525	2,689	4,517	5,552	16,143
1999	541	2,534	4,348	4,948	15,480
2000	459	2,117	3,816	4,511	14,746
2001	461	1,904	3,377	4,150	13,470
2002	422	1,939	3,474	4,001	13,475
2003	399	1,744	3,273	3,798	12,795
2004	364	1,663	2,897	3,536	12,720

The unit costs of traffic casualties by severity for all crashes and for alcohol-related crashes are shown in Table B4. The unit costs of index crimes are in Table B5. The costs are in 2004 dollars and are shown rounded to the nearest dollar.

Table B4. Crash Casualty Costs in 2004 Dollars		
	Crash	Alcohol-Related Crash
Fatality	\$4,176,443	\$4,378,799
Serious injury	\$ 211,852	\$ 316,051
Moderate Injury	\$ 59,965	\$ 86,815
Minor Injury	\$ 40,695	\$ 40,663
PDO (vehicle)	\$ 2,924	\$ 3,816

Table B5. Michigan Index Crime Costs in 2004 dollars	
Larceny	\$ 1,404
Burglary	\$ 3,377
Rape	\$ 170,092
Assault	\$ 13,209
Robbery	\$ 18,157
Motor Vehicle Theft	\$ 7,126
Murder	\$ 4,161,609

Table B6 shows the vehicle miles of travel (VMT) in Michigan for 1998 through 2004.

Table B6. Michigan VMT (1000) by Year	
1998	91,615,683
1999	93,061,062
2000	94,915,837
2001	96,428,062
2002	98,173,803
2003	100,192,608
2004	101,820,892

Table B7 shows the statewide costs of index crimes from 1998 through 2004. The overall costs of index crimes in Michigan decreased by 12.8% over the 7-year period from 1998 through 2004.

Table B7. Michigan Statewide Cost of Index Crime, by Year in 2004 Dollars								
	Larceny	Burglary	Rape	Assault	Robbery	Motor Vehicle Theft	Murder	Total
1998	\$353,294,300	\$274,357,485	\$974,457,068	\$529,324,257	\$275,841,144	\$407,779,289	\$2,979,711,696	\$5,794,765,239
1999	\$313,939,067	\$239,029,400	\$798,581,940	\$467,413,674	\$247,570,695	\$384,906,369	\$2,809,085,747	\$5,260,526,891
2000	\$310,336,301	\$229,245,874	\$845,527,332	\$462,328,209	\$243,557,998	\$383,987,176	\$2,784,116,095	\$5,259,098,986
2001	\$313,190,714	\$239,958,109	\$907,610,912	\$477,478,932	\$232,373,286	\$372,735,979	\$2,750,823,227	\$5,294,171,159
2002	\$295,512,450	\$236,439,146	\$924,960,296	\$477,109,080	\$213,980,245	\$350,917,636	\$2,792,439,312	\$5,291,358,165
2003	\$286,907,090	\$227,138,549	\$941,459,220	\$446,279,274	\$203,049,731	\$379,840,123	\$2,538,581,193	\$5,023,255,181
2004	\$267,454,120	\$214,194,036	\$938,227,472	\$419,940,528	\$203,485,499	\$356,147,768	\$2,655,106,232	\$5,054,555,655

Table B8 shows the statewide cost of traffic crashes from 1998 through 2004 in 2004 dollars. In the seven-year period from 1998 through 2004, the total crash cost decreased by 21.1%, and the cost of traffic crashes per 1000 VMT decreased by 27.7%.

Table B8. Michigan Statewide Cost of Traffic Crash Casualties, by Year in 2004 Dollars

	Fatalities	Serious Injuries	Moderate Injuries	Minor Injuries	PDO(Vehicles)	Total Crash Cost	Crash Cost per 1,000 VMT
1998	\$5,709,197,581	\$3,043,259,166	\$1,901,315,384	\$3,479,687,915	\$1,556,908,567	\$15,690,368,613	\$171
1999	\$5,738,432,682	\$2,754,504,398	\$1,814,485,829	\$3,310,151,510	\$1,632,436,208	\$15,250,010,628	\$164
2000	\$5,771,844,226	\$2,532,906,828	\$1,744,386,555	\$3,287,362,171	\$1,681,721,715	\$15,018,221,496	\$158
2001	\$5,508,728,317	\$2,230,805,362	\$1,580,082,012	\$3,068,584,515	\$1,569,434,618	\$13,957,634,824	\$145
2002	\$5,341,670,597	\$2,236,313,523	\$1,665,292,507	\$3,017,837,541	\$1,546,142,713	\$13,807,256,881	\$141
2003	\$5,358,376,369	\$2,101,575,421	\$1,495,171,343	\$2,876,462,247	\$1,528,292,214	\$13,359,877,595	\$133
2004	\$4,840,497,437	\$1,963,871,387	\$1,346,577,672	\$2,765,404,914	\$1,461,077,262	\$12,377,428,673	\$122

Table B9 shows that in the seven-years from 1998 through 2004, the cost of alcohol-related traffic crashes decreased by 33.0% and the cost of alcohol-related crashes per 1,000 VMT decreased by 40.5%. Furthermore, the proportion of alcohol-related crash costs decreased from 24.4% of all crash costs in 1998 to 20.7% of all crash costs in 2004.

Table B9. Michigan Statewide Cost of Alcohol-Related-Crash Casualties, by Year in 2004 Dollars

	Fatalities	Serious Injuries	Moderate Injuries	Minor Injuries	PDO Vehicles	Total Crash Cost	Crash Cost per 1,000 VMT
1998	\$2,298,869,475	\$849,861,288	\$392,144,785	\$225,761,791	\$61,605,839	\$3,828,243,178	\$42
1999	\$2,368,930,259	\$800,873,375	\$377,472,997	\$201,201,251	\$59,075,660	\$3,807,553,541	\$41
2000	\$2,009,868,741	\$669,080,085	\$331,287,248	\$183,431,455	\$56,274,527	\$3,249,942,057	\$34
2001	\$2,018,626,339	\$601,761,210	\$293,175,324	\$168,752,059	\$51,404,983	\$3,133,719,916	\$32
2002	\$1,847,853,178	\$612,822,997	\$301,596,410	\$162,693,250	\$51,424,065	\$2,976,389,900	\$30
2003	\$1,747,140,801	\$551,193,041	\$284,146,531	\$154,438,632	\$48,829,010	\$2,785,748,015	\$28
2004	\$1,593,882,836	\$525,592,905	\$251,503,972	\$143,784,887	\$48,542,790	\$2,563,307,391	\$25

Each year from 1998 through 2004, the costs associated with traffic crashes were from 2.4 times to 2.9 times that of the costs of index crimes.

The costs of all traffic crashes and of alcohol-related crashes decreased noticeably during the seven years from 1998 through 2004. Although the reasons for the decreases in crashes and crash severity, and consequently crash costs cannot be ascertained from examination of crash data, it is reasonable to speculate that concurrent changes in safety-belt use and in the reduction of drinking and driving behavior have played a major role in this reduction. Safety-belt use in Michigan increased from 69.9% in 1998 (Eby and Olk, 1998) to 90.5% in 2004 (Eby and Vivoda, 2004). There has also been much enforcement activity as well as public information and education campaigns aimed at reducing drinking and driving.

References:

Eby D.W. and Olk, M.L. (1998). Direct observation of Safety Belt Use in Michigan: Fall 1998. Report UMTRI 98-46. Ann Arbor, MI: The University of Michigan Transportation Research Institute.

Eby D.W. and Vivoda, J.M. (2004). Direct observation of Safety Belt Use in Michigan: Fall 2004. Report UMTRI 2003-46. Ann Arbor, MI: The University of Michigan Transportation Research Institute.