

SECTION A: RESIDENCE
COMMUNITY AND NATIONAL

1990
ISSUES

EXACT TIME NOW: _____

THIS STATEMENT MUST BE READ TO ALL RESPONDENTS:

This interview is completely voluntary and confidential. If I should come to any question you do not want to answer, just let me know and we'll go on to the next question.

In this interview, I will be asking for your thoughts and opinions about some of the current concerns facing the people who live in your community.

INTERVIEWER CHECKPOINT

<input type="checkbox"/>	1. R LIVES IN DETROIT-->NEXT PAGE, A4
<input type="checkbox"/>	2. ALL OTHERS

A1. I'd like to make sure I use the right term to refer to this area. My address sheet says that this is (NAME OF R'S CITY/TOWN FROM COVERSHEET). Do you consider (NAME) to be your community?

1. YES	5. NO
--------	-------

GO TO A2

Ala. (IF NECESSARY:) What is your community?

CORRECT NAME OF R'S (CITY/TOWN)

A2. (RB, P. 1) Which category on this page comes closest to describing the type of place where you live?

1. IN OPEN COUNTRY BUT NOT ON A FARM	2. ON A FARM	3. IN A SMALL CITY, TOWN OR TOWNSHIP (UNDER 50,000)	4. IN A MEDIUM SIZE CITY OR TOWNSHIP (50,000 - 250,000)	5. IN A LARGE CITY (OVER 250,000)
--------------------------------------	--------------	---	---	-----------------------------------

A3. Do you think of your community as a suburb of Detroit?

1. YES

5. NO

A4. How long have you lived at this address? (RECORD MONTHS IF LESS THAN 1 YEAR)

_____ YEARS _____ MONTHS

95. ALL OF LIFE

<p>A4a. (Do you/Does your family) own your home, do you rent, or what?</p> <p>1. OWN 2. RENT 3. OTHER, SPECIFY: _____ _____</p>	<p>A4b. (Do you/Does your family) own your home, do you rent, or what?</p> <p>1. OWN 2. RENT 3. OTHER, SPECIFY: _____ _____</p>
NEXT PAGE, SECTION B	

A5. How long have you lived in (CITY/TOWN)? (RECORD MONTHS IF LESS THAN 1 YEAR)

_____ YEARS _____ MONTHS

95. ALL OF LIFE

-->NEXT PAGE,
SECTION B

A6. (RB, STILL ON P. 1) Which category on this page comes closest to describing the type of place where you lived when you were 16 years old?

1. IN OPEN COUNTRY BUT NOT ON A FARM	2. ON A FARM	3. IN A SMALL CITY, TOWN OR TOWNSHIP (UNDER 50,000)	4. IN A MEDIUM SIZE CITY OR TOWNSHIP (50,000 - 250,000)	5. IN A LARGE CITY (OVER 250,000)
--------------------------------------	--------------	---	---	-----------------------------------

A7. Was that a suburb of a large city?

1. YES

5. NO

SECTION B: NATIONAL PROBLEMS AND POLITICS

B1. Now I have some questions about issues and problems facing the country as a whole.

In your opinion, what are the most important problems facing this country?
(PROBE FOR DETAIL. PROBE FOR UP TO 3 MENTIONS)

B2. I'm going to read the names of various public figures. We want to see how much information about them gets out to the public from television, newspapers and the like.

The first name is James Blanchard. What job or political office does he now hold?

(PAUSE AFTER EACH NAME. RECORD EXACTLY WHAT IS SAID, BUT DO NOT PROBE. IF YOU THINK R RECOGNIZES A PERSON BUT HAS NOT GIVEN YOU HIS/HER MOST RECENT JOB OR POLITICAL OFFICE YOU MAY REPEAT: Do you happen to know what job or political office (he/she) now holds?)

a. JAMES BLANCHARD _____

8. DK

DO NOT PROBE

b. Donald Riegle _____

8. DK

DO NOT PROBE

c. Thurgood Marshall _____

8. DK

DO NOT PROBE

d. Maryann Mahaffey _____

8. DK

DO NOT PROBE

B3. (SAB, P. 1) Please look at page 1 of the yellow booklet.

We are faced with many problems in this country, none of which can be solved easily or inexpensively. I'd like you to look at the list of problems on this page and number them from 1 to 6 to indicate the priority the government should give them. Number 1 would be the problem you feel the government should give it's highest priority to, number 2 would be the second highest priority, and so on.

- _____ a. IMPROVING THE NATION'S EDUCATION SYSTEM.
- _____ b. ACHIEVING POLITICAL AND ECONOMIC EQUALITY BETWEEN BLACKS AND WHITES.
- _____ c. IMPROVING AND PROTECTING THE NATION'S ECONOMY.
- _____ d. IMPROVING AND PROTECTING THE ENVIRONMENT.
- _____ e. REDUCING THE CRIME RATE.
- _____ f. SOLVING THE NATION'S DRUG PROBLEM.

B4. INTERVIEWER CHECKPOINT

<input type="checkbox"/>	1. R READ SAB ALONE
<input type="checkbox"/>	2. B3a-f WERE READ ALOUD TO R

B5. In talking to people about elections, we have found that when Dukakis and Bush ran for president in 1988, a lot of people were not able to vote because they weren't registered, they were sick, or they just didn't have the time. Did you vote in the last presidential election?

1. YES	5. NO	6. IF VOL: NOT U.S. CITIZEN
--------	-------	-----------------------------

GO TO B6

B5a. Did you vote for Dukakis, Bush, or someone else?

1. DUKAKIS	2. BUSH	3. SOMEONE ELSE
------------	---------	-----------------

B6. How often do you vote in local elections -- always, most of the time, sometimes, rarely, or never?

1. ALWAYS	2. MOST OF THE TIME	3. SOMETIMES	4. RARELY	5. NEVER
-----------	---------------------	--------------	-----------	----------

B7. Generally speaking, do you usually think of yourself as a Republican, Democrat, Independent, or something else?

1. REPUBLICAN	2. DEMOCRAT	3. INDEPENDENT	7. OTHER, SPECIFY: _____	5. NO PREFERENCE
---------------	-------------	----------------	-----------------------------	------------------

NEXT PAGE, B8

B7a. Do you think of yourself as closer to the Republican or Democratic party?

1. REPUBLICAN	2. DEMOCRAT	3. IF VOL.: NEITHER
---------------	-------------	---------------------

B8. Now I would like to find out about some of the things you may have done over the last 12 months. I'm interested in actions you may have taken on any local, state, or national issues of concern to you since (CURRENT MONTH), 1989.

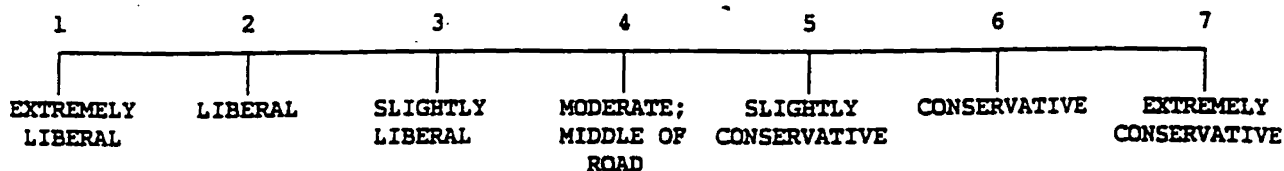
B8a. Did you speak to, write to, or go to see a public official or some other person of influence to express your views about an issue or problem?	<input type="checkbox"/> 1. YES	<input type="checkbox"/> 5. NO
B8b. During the past 12 months, did you attend any meetings about an issue or problem?	<input type="checkbox"/> 1. YES	<input type="checkbox"/> 5. NO
B8c. During the past 12 months, did you work for a political party or candidate, or some other group or organization on an issue or problem?	<input type="checkbox"/> 1. YES	<input type="checkbox"/> 5. NO
B8d. During the past 12 months, did you contribute money to a political party, a candidate, or some other group or organization concerned with an issue or problem?	<input type="checkbox"/> 1. YES	<input type="checkbox"/> 5. NO
B8e. During the past 12 months, did you demonstrate or protest about an issue or problem?	<input type="checkbox"/> 1. YES	<input type="checkbox"/> 5. NO

B9. INTERVIEWER CHECKPOINT

<input type="checkbox"/> 1. "NO" TO <u>ALL</u> , B8a-e--->NEXT PAGE, B11
<input type="checkbox"/> 2. ALL OTHERS

B10. On what issues did you take these actions? (PROBE FOR DETAIL. PROBE FOR UP TO 3 MENTIONS)

B11. (RB, P. 2) We hear a lot of talk these days about liberals and conservatives. Here is a 7-point scale on which the political views that people might hold are arranged from extremely liberal to extremely conservative.



Where would you place yourself on this scale?

RATING

8. DON'T KNOW

9. IF VOL: HAVEN'T THOUGHT ABOUT IT

B12. How many days out of the last 7 did you watch the news on TV?

_____ NUMBER OF DAYS

0. NONE

B13. How many days out of the last 7 did you listen to the news on the radio?

_____ NUMBER OF DAYS

0. NONE

B14. How many days out of the last 7 did you read a newspaper?

_____ DAYS

0. NONE

I would like you to think again about the problems facing our country as a whole, but now I'd like you to think specifically about environmental issues and problems.

B15. In your opinion, what are the most important environmental problems facing this country? (PROBE FOR DETAIL. PROBE FOR UP TO 3 MENTIONS)

B16. Do you think of yourself as an environmentalist?

1. YES

3. IF VOL: KIND OF/IN SOME WAYS

5. NO

NEXT PAGE,
B17



B16a. In general, do you have a favorable or unfavorable impression of environmentalists?

1. FAVORABLE

2. UNFAVORABLE

B17. (RB, P. 3) Now I'm going to read you a list of environmental issues that are in the news these days. Some people think these are serious problems, while other people think these are not really problems at all.

I'd like to know what you think.

	VERY SERIOUS PROBLEM (1)	SOMEWHAT SERIOUS PROBLEM (2)	NOT A VERY SERIOUS PROBLEM (3)	NOT A PROBLEM AT ALL (4)
B17a. The first item is the pollution of drinking water. Would you say that this is a very serious problem, a somewhat serious problem, not a very serious problem, or not a problem at all?				
B17b. How about the loss of natural scenic areas? (Would you say that this is a very serious problem, a somewhat serious problem, not a very serious problem, or not a problem at all?)				
B17c. Depletion of the ozone layer?				
B17d. Oil spills?				
B17e. Safely getting rid of hazardous wastes?				
B17f. Global warming or the greenhouse effect?				
B17g. Air pollution?				
B17h. The loss of natural places for fish and wildlife to live?				
B17i. Acid rain?				

B18. (SAB, P. 2) The issues we've just discussed are listed on page 2 of the yellow booklet. I'd like you to choose the four most important problems on this list, and number them from 1 to 4 to indicate the priority the government should give them.

Number 1 would be the problem that you feel the government should give its highest priority to. Number 2 would be the second highest priority, and so on. I just want you to rank the top 4 problems.

(IWER: IF THE R ASKS, WE MEAN THE FEDERAL GOVERNMENT.)

- ___ a. THE POLLUTION OF DRINKING WATER
- ___ b. THE LOSS OF NATURAL SCENIC AREAS
- ___ c. DEPLETION OF THE OZONE LAYER
- ___ d. OIL SPILLS
- ___ e. SAFELY GETTING RID OF HAZARDOUS WASTES
- ___ f. GLOBAL WARMING OR THE GREENHOUSE EFFECT
- ___ g. AIR POLLUTION
- ___ h. THE LOSS OF NATURAL PLACES FOR FISH AND WILDLIFE TO LIVE
- ___ i. ACID RAIN

B19. INTERVIEWER CHECKPOINT

<input type="checkbox"/>	1. R READ SAB ALONE
<input type="checkbox"/>	2. B18a-i WERE READ ALOUD TO R

B20. (RB, P. 4) Many different ideas have been suggested for reducing pollution in our country. Please tell me how strongly you approve or disapprove of the following ideas.

	STRONGLY APPROVE (1)	SOMEWHAT APPROVE (2)	SOMEWHAT DISAPPROVE (3)	STRONGLY DISAPPROVE (4)
B20a. First, requiring recycling for households. Do you strongly approve, somewhat approve, somewhat disapprove or strongly disapprove?				
B20b. Encouraging people to use public transportation.				
B20c. Requiring recycling for businesses.				
B20d. Imposing heavy penalties for industrial pollution.				

B21. Do you think maintaining strict anti-pollution laws would eliminate jobs, create more jobs, or have no effect on the number of jobs in the Detroit area?

1. ELIMINATE JOBS

3. NO EFFECT

5. CREATE JOBS

B22. (RB, P. 5) Now I would like your opinion on a wide range of environmental issues. For each of the following statements, please tell me how strongly you agree or disagree.

	STRONGLY AGREE (1)	SOMEWHAT AGREE (2)	SOMEWHAT DISAGREE (3)	STRONGLY DISAGREE (4)
B22a. Humans must live in harmony with nature to survive. Do you strongly agree, somewhat agree, somewhat disagree or strongly disagree?				
B22b. There are limits to growth beyond which our society cannot expand.				
B22c. Humans have the right to change the natural environment to suit their needs.				
B22d. When humans interfere with nature, it often produces disastrous consequences.				

SECTION C: GROUPS AND ORGANIZATIONS

C1. (RB, P. 6) Now we would like to know something about the kinds of groups and organizations that you may belong to. I'd like you to look at this list and tell me which of these types of groups you belong to.

(ASK C2 FOR EACH "YES" BOX CHECKED IN C1.)

C2. How many?

C1.
Belong to groups
of this type? C2.
NO YES-->(How many?)
(5) (1)

a. Religious organizations or groups like churches or synagogues			_____
b. Organizations or groups concerned with schools or education like the PTO or PTA, NEA, AFT, or a school board committee			_____
c. Neighborhood organizations, like block clubs, or civic organizations like the Kiwanis or the Jaycees			_____
d. Organizations or groups concerned with civil rights like the NAACP, the Urban League, or SCLC			_____
e. Sports or recreational organizations			_____
f. Organizations or groups concerned about pollution problems in the neighborhood			_____
g. National environmental organizations like the Sierra Club, National Audubon Society, Wilderness Society, or National Wildlife Federation			_____

O. NONE

C3. Are there any groups or organizations that you belong to that were not on this list?

1. YES

5. NO -->GO TO C4



C3a. How many? _____

C3b. What kinds of groups are they? (ASK FOR GROUP NAMES IF UNCLEAR ABOUT TYPES OF GROUPS R BELONGS TO.)

C4. INTERVIEWER CHECKPOINT

<input type="checkbox"/>	1. R DOESN'T BELONG TO ANY GROUPS-->TURN TO P. 19, SEC D
<input type="checkbox"/>	2. R BELONGS TO POLLUTION OR ENVIRONMENTAL GROUP (C1f OR C1g MARKED "YES")-->NEXT PAGE, C5
<input type="checkbox"/>	3. ALL OTHERS (R BELONGS TO ONLY NON-ENVIRONMENTAL GROUPS)-->TURN TO P. 18, C13

C5. INTERVIEWER CHECKPOINT

<input type="checkbox"/>	1. R BELONGS TO GROUP(S) CONCERNED ABOUT POLLUTION PROBLEMS IN NEIGHBORHOOD (Clf)
<input type="checkbox"/>	2. ALL OTHERS-->GO TO C7

C6. What (is/are) the name(s) of the group(s) you belong to that (is/are) concerned about pollution problems in the neighborhood?

a. _____
NAME OF GROUP

b. _____
NAME OF GROUP

c. _____
NAME OF GROUP

C7. INTERVIEWER CHECKPOINT

<input type="checkbox"/>	1. R BELONGS TO NATIONAL ENVIRONMENTAL ORGANIZATION(S) (Clg)
<input type="checkbox"/>	2. ALL OTHERS-->NEXT PAGE, C9

C8. We are (also) interested in which of the national environmental organizations people belong to. What (is/are) the name(s) of the national environmental group(s) you belong to?

a. _____
NAME OF GROUP

b. _____
NAME OF GROUP

c. _____
NAME OF GROUP

<input type="checkbox"/>	1. R DOESN'T BELONG TO ANY OTHER GROUPS-->TURN TO P. 19, SECTION D
<input type="checkbox"/>	2. ALL OTHERS

C10. (RB, STILL ON P. 6) Not including (this/these) groups, have any of the other groups that you belong to tried to influence public policy on any local or national environmental issue?

(IWER: IF R ASKS FOR EXAMPLES, YOU MAY SAY "Examples include litter or garbage problems, asbestos in school buildings, air or water pollution, protecting places for fish and wildlife to live, or preserving natural scenic areas and the like.")

<input type="checkbox"/> 1. YES	<input type="checkbox"/> 5. NO -->TURN TO P. 19, SECTION D
---------------------------------	--

(INTERVIEWER: OBTAIN NAMES OF GROUPS, UP TO THREE. THEN ASK C12 FOR EACH GROUP MENTIONED.)

C11. Which groups?

C12. Which issue or issues has (GROUP) tried to influence? (PROBE FOR DETAIL. PROBE FOR UP TO 3 MENTIONS.)

a. _____
NAME OF GROUP #1

b. _____
NAME OF GROUP #2

c. _____
NAME OF GROUP #3

a. _____

b. _____

c. _____

TURN TO P.19, SECTION D

C13. (RB, STILL ON P. 6) (Has the group/Have any of the groups) that you belong to tried to influence public policy on any local or national environmental issue?

(IWER: IF R ASKS FOR EXAMPLES, YOU MAY SAY "Examples include litter or garbage problems, asbestos in school buildings, air or water pollution, protecting places for fish and wildlife to live, or preserving natural scenic areas and the like.")

1. YES

5. NO

-->NEXT PAGE, SECTION D

(INTERVIEWER: OBTAIN NAMES OF GROUPS, UP TO THREE.
THEN ASK C15 FOR EACH GROUP MENTIONED.)

C14. Which groups?

C15. Which issue or issues has (GROUP) tried to influence? (PROBE FOR DETAIL. PROBE FOR UP TO 3 MENTIONS.)

a. _____
NAME OF GROUP #1

b. _____
NAME OF GROUP #2

c. _____
NAME OF GROUP #3

a. _____

b. _____

c. _____

SECTION D: ETHNICITY

D1. Are you of Spanish or Hispanic origin or descent? (DO NOT PROBE DK)

1. YES

5. NO

8. DON'T KNOW
DO NOT PROBE

D2. Do you consider yourself to be white, Black, African-American, Asian, or some other race?

1. WHITE

2. BLACK

3. AFRICAN-AMERICAN

4. ASIAN

7. OTHER, SPECIFY:

D3. In general, would you say that over the past five years the position of Blacks in this country has gotten better, stayed about the same, or gotten worse?

BETTER

3. ABOUT THE SAME

WORSE

8. DK; REFUSED

GO TO D4

GO TO D4

<p>D3a. Is that much better, or somewhat better?</p> <table border="1"><tr><td data-bbox="406 1142 584 1230">1. MUCH BETTER</td><td data-bbox="601 1142 845 1230">2. SOMEWHAT BETTER</td></tr></table>	1. MUCH BETTER	2. SOMEWHAT BETTER	<p>D3b. Is that much worse, or somewhat worse?</p> <table border="1"><tr><td data-bbox="968 1142 1146 1230">5. MUCH WORSE</td><td data-bbox="1163 1142 1407 1230">4. SOMEWHAT WORSE</td></tr></table>	5. MUCH WORSE	4. SOMEWHAT WORSE
1. MUCH BETTER	2. SOMEWHAT BETTER				
5. MUCH WORSE	4. SOMEWHAT WORSE				

D4. Over the next 20 years, how important is it to you that we make more progress in achieving political and economic equality between Blacks and whites? Would you say very important, somewhat important, not very important, or not at all important?

1. VERY IMPORTANT

2. SOMEWHAT IMPORTANT

3. NOT VERY IMPORTANT

4. NOT AT ALL IMPORTANT

D5. INTERVIEWER CHECKPOINT

<input type="checkbox"/>	1. R IS <u>WHITE</u> , <u>ASIAN</u> , OR <u>OTHER</u> -->TURN TO P. 22, SECTION E
<input type="checkbox"/>	2. R IS <u>BLACK</u> OR <u>AFRICAN AMERICAN</u>

D6. (RB, P. 7) Please tell me how close you feel your ideas and feelings are to the ideas and feelings of each of the following groups.

	VERY CLOSE (1)	SOMEWHAT CLOSE (2)	NOT TOO CLOSE (3)	NOT CLOSE AT ALL (4)
D6a. How close do you feel your ideas and feelings are to those of <u>young</u> (Blacks/ African Americans) -- very close, somewhat close, not too close, or not close at all?				
D6b. How about <u>older</u> (Blacks/African Americans)?				
D6c. How close do you feel your ideas and feelings are to those of <u>middle class</u> (Blacks/African Americans) like doctors, lawyers, and other professionals?				
D6d. How about <u>working-class</u> (Blacks/ African Americans) like factory workers, mechanics, or other laborers?				
D6e. How close do you feel your ideas and feelings are to those of (Blacks/ African Americans) who <u>take African names</u> ?				
D6f. (Blacks/African Americans) who have made it by getting around the law?				

D7. (RB, P. 8) Now I'd like to know whether you strongly agree, somewhat agree, somewhat disagree, or strongly disagree with the following statements.

	STRONGLY AGREE (1)	SOMEWHAT AGREE (2)	SOMEWHAT DISAGREE (3)	STRONGLY DISAGREE (4)
D7a. (Blacks/African Americans) should always vote for (Black/African American) candidates when they run.				
D7b. (Blacks/African Americans) should vote for Jesse Jackson if he runs for president in 1992.				
D7c. (Blacks/African Americans) should shop in (Black/African American) owned stores whenever possible.				

SECTION E: LOCAL PROBLEMS AND ENVIRONMENT

Now I have some questions about (CITY/TOWN) and how you feel about your neighborhood.

E1. Some people seem to follow what's going on in their local government most of the time; others aren't that interested. Would you say you follow what's going on in local government most of the time, some of the time, only now and then, hardly at all, or never?

1. MOST OF
THE TIME

2. SOME OF
THE TIME

3. ONLY NOW
AND THEN

4. HARDLY
AT ALL

5. NEVER

E2. (RB, P. 9) We would like to know how you typically find out what is going on in your neighborhood. Please look at this list of sources and tell me all the ones that provide you with information about your neighborhood. (MARK ALL THAT ARE MENTIONED.)

a

DISCUSSIONS WITH FRIENDS, CO-WORKERS, NEIGHBORS, FAMILY MEMBERS

b

CHURCH OR CHURCH-RELATED ACTIVITIES

c

LOCAL ORGANIZATIONS AND CLUBS YOU PARTICIPATE IN

d

POSTERS, BROCHURES, OR NEWSLETTERS IN YOUR NEIGHBORHOOD

e

TELEVISION

f

NEWSPAPERS

g

RADIO

h

PEOPLE COMING TO YOUR DOOR TO DISCUSS LOCAL ISSUES

E3. In general, how satisfied are you with your neighborhood? Would you say very satisfied, somewhat satisfied, somewhat dissatisfied, or very dissatisfied?

1. VERY
SATISFIED

2. SOMEWHAT
SATISFIED

3. SOMEWHAT
DISSATISFIED

4. VERY
DISSATISFIED

E4. Several minutes ago I asked you to think about the most important problems facing this country as a whole. Now I'd like you to think about that same question for (CITY/TOWN). In your opinion, what do you think are the most important problems facing (CITY/TOWN)? (PROBE FOR DETAIL. PROBE FOR UP TO 3 MENTIONS.)

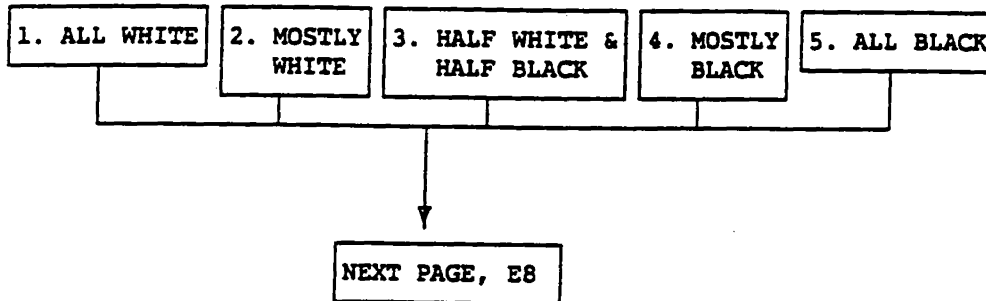
The next questions are about your neighborhood.

E5. INTERVIEWER CHECKPOINT

<input type="checkbox"/>	1. R IS ASIAN OR OTHER-->NEXT PAGE, E8
<input type="checkbox"/>	2. R IS BLACK OR AFRICAN AMERICAN-->GO TO E7
<input type="checkbox"/>	3. R IS WHITE



E6. Would you say that your neighborhood is all white, mostly white, about half white and half black, mostly black, or all black?



E7. Would you say that your neighborhood is all black, mostly black, about half black and half white, mostly white, or all white?

1. ALL BLACK	2. MOSTLY BLACK	3. HALF BLACK & HALF WHITE	4. MOSTLY WHITE	5. ALL WHITE
--------------	-----------------	----------------------------	-----------------	--------------

E8. (RB, P. 10) For each of the following, I would like you to tell me whether you would rate your neighborhood as excellent, good, adequate, poor or very poor.

	EXCELLENT (1)	GOOD (2)	ADEQUATE (3)	POOR (4)	VERY POOR (5)
E8a. How would you rate the friendliness of the neighbors?					
E8b. How about access to shopping?					
E8c. The number of available recreation or play areas near your home?					
E8d. Quality of public schools?					
E8e. General upkeep of the neighborhood?					
E8f. How about the quality of the air?					
E8g. The quality of the drinking water?					

I'd also like to know about several possible problems in your neighborhood.

E9. (RB, P. 11) Please tell me how serious a problem you feel each of the following is in your neighborhood.

	VERY SERIOUS PROBLEM (1)	SOMEWHAT SERIOUS PROBLEM (2)	NOT A VERY SERIOUS PROBLEM (3)	NOT A PROBLEM AT ALL (4)
E9a. First, would you say that traffic congestion is a very serious problem, a somewhat serious problem, not a very serious problem, or not a problem at all?				
E9b. What about the noise level in your neighborhood? (Is that a very serious problem, a somewhat serious problem, not a very serious problem, or not a problem at all?)				
E9c. Too much new construction?				
E9d. Abandoned or boarded up houses?				
E9e. Problems with litter or garbage in your neighborhood?				
E9f. How about rats, mice or roaches?				
E9g. What about exposure to lead?				
E9h. The amount of crime and drugs in your neighborhood?				

E10. In the last 12 months, has anyone been to your door asking you to support their work on environmental problems?

(IWER: IF R ASKS FOR EXAMPLES, YOU MAY SAY "Examples include litter or garbage problems, asbestos in school buildings, air or water pollution, protecting places for fish and wildlife to live, or preserving natural scenic areas and the like.")

1. YES

5. NO

E11. (RB, P. 12) For each of the following, would you say that you do it always, often, sometimes, rarely or never?

	ALWAYS (1)	OFTEN (2)	SOMETIMES (3)	RARELY (4)	NEVER (5)
E11a. Return bottles and cans for deposit.					
E11b. Keep your thermostat turned down to conserve energy.					
E11c. Buy non-aerosol sprays.					
E11d. Save electricity by turning off lights.					
E11e. Save materials for recycling.					

E12. INTERVIEWER CHECKPOINT

<input type="checkbox"/>	1. B9 CHECKPOINT (P. 7) IS MARKED 1 (R TOOK NO ACTION)-->NEXT PAGE, E16
<input type="checkbox"/>	2. ALL OTHERS



E13. Some people spend a lot of time working on environmental issues or problems, others don't have the time to get involved. I'm going to read you a list of things some people do about environmental issues or problems on local, state, or national levels. For each one, please tell me whether you have done this during the past 12 months.

E13a. In the last 12 months, did you attend any meetings about any environmental issues or problems?	<input type="checkbox"/> 1. YES	<input type="checkbox"/> 5. NO
E13b. During the past 12 months, did you work for a political party or candidate, or some other group or organization concerned with an environmental issue or problem?	<input type="checkbox"/> 1. YES	<input type="checkbox"/> 5. NO
E13c. In the last 12 months, did you speak to, write to, or go to see a public official or some other person of influence to express your views about an environmental issue or problem?	<input type="checkbox"/> 1. YES	<input type="checkbox"/> 5. NO
E13d. (During the past 12 months) Did you demonstrate or protest concerning an environmental issue or problem?	<input type="checkbox"/> 1. YES	<input type="checkbox"/> 5. NO
E13e. Did you contribute money to a political party, a candidate or some other group or organization concerned with an environmental issue or problem?	<input type="checkbox"/> 1. YES	<input type="checkbox"/> 5. NO

E14. INTERVIEWER CHECKPOINT

<input type="checkbox"/>	1. R RESPONDED "NO" TO ALL, E13a-E13e-->GO TO E16
<input type="checkbox"/>	2. ALL OTHERS



E15. On what environmental issue or issues did you take (this/these) action(s)?
(PROBE FOR DETAIL. PROBE IF UNCLEAR WHETHER R IS TALKING ABOUT A LOCAL,
STATE, OR NATIONAL ISSUE.)

E16. Some people say that strict anti-pollution laws are necessary to protect the environment. Other people say that anti-pollution laws should be relaxed to protect existing jobs and industry. If you had to choose between protecting the environment and protecting existing jobs and industry, which would you choose?

1. PROTECT ENVIRONMENT

5. PROTECT JOBS AND INDUSTRY

SECTION F: POLITICAL EFFICACY

F1. (SAB, P. 3) Please look at page 3 in your yellow booklet. Some people think that certain groups have too much influence over political and economic decisions, while other groups don't have as much influence as they should. Please put an "X" in the box that best describes how much influence you think each group has.

(IF R ASKS "WHICH BLACKS" OR "WHICH BUSINESSES," TELL THEM WE WANT TO ASK ABOUT BLACKS IN GENERAL, BUSINESSES IN GENERAL, ETC.)

	TOO MUCH INFLUENCE (1)	JUST ABOUT THE RIGHT AMOUNT OF INFLUENCE (2)	TOO LITTLE INFLUENCE (3)
F1a. How about environmentalists. In general, do they have too much influence over political and economic decisions, just about the right amount of influence, or too little influence?			
F1b. How about labor unions?			
F1c. Businesses and corporations?			
F1d. Blacks?			
F1e. Whites?			
F1f. The upper class?			
F1g. The middle class?			
F1h. The poor?			

F2. INTERVIEWER CHECKPOINT

<input type="checkbox"/>	1. R READ SAB ALONE
<input type="checkbox"/>	2. F1a-h WERE READ ALOUD TO R

F3. (RB, P. 13) There are a lot of ways that people might try to persuade public officials or institutions to do something about an issue or problem of concern to them. For each of the following things that people might do, please tell me how effective you think that activity would be.

	VERY EFFECTIVE (1)	SOMEWHAT EFFECTIVE (2)	NOT VERY EFFECTIVE (3)	NOT AT ALL EFFECTIVE (4)
F3a. How effective would it be to contribute money to a political party, a candidate, or some other group or organization -- very effective, somewhat effective, not very effective, or not at all effective?				
F3b. Speak to, write to or go to see a public official or some other person of influence?				
F3c. How effective would it be to work for a political party or candidate, or some other group or organization?				
F3d. How effective would it be to attend meetings about some issue or problem of concern?				
F3e. Demonstrate or protest?				

F4. If you had a complaint about a local problem and took that complaint to an official in the local government, do you think that the official would pay serious attention, pay some attention, or pay no attention at all to your problem?

1. SERIOUS ATTENTION

2. SOME ATTENTION

3. NO ATTENTION

F5. If you wanted to influence a decision made by your local government, you feel you fully understand how to do this, mostly understand, understand only a little, or hardly understand how to do this at all?

1. FULLY

2. MOSTLY

3. ONLY A LITTLE

4. HARDLY UNDERSTAND

F6. Now I have a question about this country's political and economic system. Please tell me how strongly you agree or disagree with the following statement: The political and economic system in this country prevents poor from getting their fair share of the good things in life, such as better jobs and more money. Do you strongly agree, somewhat agree, somewhat disagree, or strongly disagree?

1. STRONGLY
AGREE

2. SOMEWHAT
AGREE

3. SOMEWHAT
DISAGREE

4. STRONGLY
DISAGREE

SECTION G: HAZARDOUS WASTE

A number of concerns have been raised about what ought to be done with hazardous waste in our country.

The term "hazardous waste" means household or industrial waste that may be harmful to people's health or to the environment. Hazardous wastes are chemicals or other materials that can make people sick or die, that can eat through or destroy metal, or that can burst into flames.

Examples of household hazardous wastes are cleaning fluids, battery acid and motor oil. Examples of industrial hazardous wastes are sludge, solvents from dry cleaners, and ash from power plants.

(IF R ASKS, THIS DOES INCLUDE NUCLEAR WASTE.)

G1. Which of the following statements best describes how much you feel you know about the handling of hazardous waste in (CITY/TOWN). Would you say...

- 1. I have no knowledge of it.
- 2. I know a little but not much.
- 3. I know a great deal.

G2. (RB, P. 14) A number of people have indicated that there are benefits to having a facility nearby where hazardous waste is treated or stored. I would like you to tell me how likely you think it is that this kind of facility would...

	VERY LIKELY (1)	SOMEWHAT LIKELY (2)	NOT VERY LIKELY (3)	NOT AT ALL LIKELY (4)
G2a. provide more jobs to the local area. Would that be very likely, somewhat likely, not very likely, or not at all likely?				
G2b. How likely is it that income from the facility would mean more money spent in local businesses, such as grocery stores, gas stations, restaurants, and others?				
G2c. That it would generate more tax dollars that could be used to improve community services such as schools, police and fire protection, or local parks?				
G2d. That it would attract other industry to the community?				

G3. (RB, P. 15) I'm going to read you a list of concerns that have been raised about facilities that treat or store hazardous waste and I would like you to tell me how concerned you are about each one.

	VERY CONCERNED (1)	SOMEWHAT CONCERNED (2)	NOT VERY CONCERNED (3)	NOT AT ALL CONCERNED (4)
G3a. First, how about the accidental release of hazardous waste into the air, water or ground. Would you say that you are very concerned, somewhat concerned, not very concerned, or not at all concerned about that?				
G3b. How about tax increases to pay for the construction of facilities that treat or store hazardous waste?				
G3c. Risk of accidents in the transportation of hazardous waste?				
G3d. Decline in property values?				

G4. Taking all these things into account, how would you feel about a proposal to put a new facility that treats or stores hazardous waste, such as a new incinerator or a new landfill, in (CITY/TOWN)? Would you strongly favor it, somewhat favor it, somewhat oppose it, or strongly oppose it?

1. STRONGLY FAVOR

2. SOMEWHAT FAVOR

3. SOMEWHAT OPPOSE

4. STRONGLY OPPOSE

G5. Have there been any hazardous waste projects that have affected your feelings about having a facility nearby?

1. YES

5. NO -->GO TO G7

G6. Which projects?

G7. (RB, P. 16) Please look at page 16 in the green booklet. In your opinion, which of these produces hazardous wastes? (MARK ALL THAT APPLY)

- a. GAS STATIONS
- b. TEXTILE MILLS
- c. PAPER MILLS
- d. CHEMICAL COMPANIES
- e. SMALL RETAIL BUSINESSES
- f. OIL AND GAS COMPANIES
- g. HOUSEHOLDS
- h. FARMERS
- i. NEWSPAPER COMPANIES
- j. CAR MANUFACTURERS

- G8. Some people don't like the way decisions are made about where to place new facilities that treat or store hazardous waste because they feel that these decisions are unfair to certain communities. Other people feel that the selection process is fair. I would like to know your opinion.

First, do you think urban communities or rural communities are more likely to be chosen as the site of a new hazardous waste treatment or storage facility?

1. URBAN

3. IF VOL: NEITHER MORE LIKELY

5. RURAL

- G9. Do you think a black community or a white community is more likely to be chosen as the site of a new hazardous waste treatment or storage facility?

1. BLACK

3. IF VOL: NEITHER MORE LIKELY

5. WHITE

- G10. Do you think a wealthy community or a poor community is more likely to be chosen as the site of a new hazardous waste treatment or storage facility?

1. WEALTHY

3. IF VOL: NEITHER MORE LIKELY

5. POOR

- G11. (RB, P. 17) Some people think that when selecting a piece of land for a new facility, decision-makers give more weight to scientific guidelines about how suitable a certain location is. Other people think that more weight is given to the level of opposition from that community. Which best describes your opinion of how these decisions are made?

1. MORE WEIGHT GIVEN TO
SCIENTIFIC GUIDELINES

3. IF VOL: BOTH
GIVEN EQUAL
WEIGHT

2. MORE WEIGHT GIVEN TO
COMMUNITY OPPOSITION

- G12. Sometimes people or businesses leave hazardous waste on a site that was not designed for it. In general, do you think the government is doing enough to make sure these sites are cleaned up properly, or do you think government is not doing enough? (IWER: WE MEAN GOVERNMENT AT ANY LEVEL - LOCAL, STATE, NATIONAL)

1. GOVERNMENT IS DOING ENOUGH

2. GOVERNMENT NOT DOING ENOUGH

G13. Some people feel that decisions made by the government about who should receive priority in the clean-up of abandoned hazardous waste sites are also unfair to certain communities. Other people feel these decisions are fair. I would like to know your opinion.

First, do you think a wealthy community or a poor community is more likely to get priority for clean-up?

1. WEALTHY

3. IF VOL: NEITHER MORE LIKELY

5. POOR

G14. Do you think a black community or a white community is more likely to get priority for clean-up?

1. BLACK

3. IF VOL: NEITHER MORE LIKELY

5. WHITE

G15. (RB, P. 18) Some people think that when selecting sites for clean-up, decision-makers give more weight to the amount of lobbying for clean-up a community does. Other people think that more weight is given to the government's rating of a site's risk to people's health. Which best describes your opinion of how these decisions are made?

1. MORE WEIGHT GIVEN TO
AMOUNT OF LOBBYING
FOR CLEAN-UP

3. IF VOL: BOTH
GIVEN EQUAL
WEIGHT

2. MORE WEIGHT GIVEN TO
GOVERNMENT'S RATING
OF HEALTH RISK

G16. (RB, P. 19) Please look carefully at this list of methods for dealing with hazardous waste, and tell me which one you feel would be the most appropriate method for dealing with hazardous waste.

- a. BURN IT
- b. BURY IT IN THE GROUND
- c. PUT IT SOMEWHERE OUT OF THE WAY, LIKE IN A DESERT
- d. STORE IT IN TANKS ABOVE GROUND
- e. RECYCLE IT
- f. REDUCE THE AMOUNT OF WASTE PRODUCED

G17. Alternatives to disposing of hazardous waste, like recycling or using manufacturing processes that produce less waste, may be very costly. Would you be willing to pay more for a product if its manufacturing resulted in less hazardous wastes being produced?

1. YES

3. IF VOL: IT DEPENDS/
UNDECIDED

5. NO

G18. Are there any sites or facilities in (CITY/TOWN) that either treat, store or otherwise contain hazardous waste?

1. YES

5. NO

8. IF VOL: DON'T KNOW

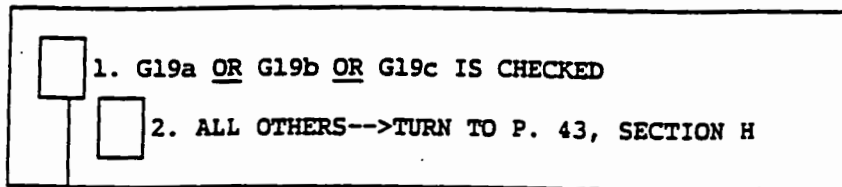


TURN TO P. 43,
SECTION H

G19. (RB, P. 20) Please look at this list and tell me which types of sites or facilities these are. (CHECK ALL THAT APPLY; PROBE AO.)

- a. A LICENSED FACILITY OR LANDFILL TO TREAT OR STORE HAZARDOUS WASTE
- b. AN ABANDONED OR UNCONTROLLED DUMP SITE
- c. AN INCINERATOR
- d. A SEWAGE TREATMENT PLANT
- e. A WATER PLANT
- f. OTHER, SPECIFY: _____

G20. INTERVIEWER CHECKPOINT



G21. Could you tell me the name of the facility(ies) or site(s)?

(IF R DOESN'T KNOW NAME, GET R'S TERM FOR THE FACILITY. PROBE AO FOR AS MANY MENTIONS AS R CAN THINK OF. LIST ALL MENTIONS BELOW, AND THEN ASK G22 FOR EACH ONE.)

G21a. _____ --> G22a. How far is (FACILITY #1) from your
FACILITY #1 home?

_____ MILES

G21b. _____ --> G22b. How far is (FACILITY #2) from your
FACILITY #2 home?

_____ MILES

G21c. _____ --> G22c. How far is (FACILITY #3) from your
FACILITY #3 home?

_____ MILES

G21d. _____ --> G22d. How far is (FACILITY #4) from your
FACILITY #4 home?

_____ MILES

G23. INTERVIEWER CHECKPOINT

<input type="checkbox"/>	1. ONLY ONE FACILITY MENTIONED IN G21-->GO TO G25
<input type="checkbox"/>	2. ALL OTHERS



G24. Which of these sites or facilities are you most concerned about, or are you not concerned about them?

NAME OF FACILITY OR SITE

5. NOT CONCERNED ABOUT THEM

(IWER: G25 IS ASKED ABOUT SITE NAMED IN G24. IF R IS NOT CONCERNED ABOUT ANY OF THE SITES, ASK G25-G27 ABOUT THE CLOSEST SITE -- SEE G22, P. 41.)

G25. How did you first find out about (NAME/NAME OF CLOSEST SITE)?

G26. Has it had any effect on you or your neighborhood?

1. YES

5. NO -->GO TO G27



G26a. What kind of effect has it had?

G27. Do you think the value of your house has been affected by it?

1. YES

5. NO

8. IF VOL: DON'T KNOW

NEXT PAGE, SECTION H



G27a. Has it gone up or down?

1. UP

2. DOWN

SECTION H: DEMOGRAPHIC QUESTIONS

Now I would like some background information about you (and your family living here with you).

H1. First, what is the month, date and year of your birth?

_____ MONTH _____ DATE _____ YEAR

H2. Are you married, living with a partner, widowed, divorced, separated, or have you never married?

1. MARRIED AND LIVING WITH SPOUSE (OR IN SERVICE)	2. LIVING WITH PARTNER	3. WIDOWED	4. DIVORCED	5. SEPARATED	6. NEVER MARRIED
---	------------------------	------------	-------------	--------------	------------------

H3. What is the highest grade of school or year of college you have completed?

GRADES OF SCHOOL													COLLEGE				
00	01	02	03	04	05	06	07	08	09	10	11	12	13	14	15	16	17+

H3a. Did you get a high school diploma or pass a high school equivalency test?

1. YES	5. NO
--------	-------

H3b. What is the highest degree that you have earned?

NONE	->GO BACK TO H3a
------	------------------

H4. Thinking about your average weekday, not counting the time you spend sleeping, working, eating, or doing household chores, about how many hours do you typically have free to do something like relax with friends or family, watch TV, read, participate in sports or hobbies, or go to a movie?

_____ HOURS PER DAY

H5. (SAB, P. 4) Please look at page 4 of the yellow booklet. After each statement, put an "X" in the box that best describes how strongly you agree or disagree with the statement. The best answer is usually the one that comes to your mind first, so don't spend too much time on any one question.

	STRONGLY AGREE (1)	SOMEWHAT AGREE (2)	SOMEWHAT DISAGREE (3)	STRONGLY DISAGREE (4)
H5a. I feel I'm a person of worth, at least equal with others.				
H5b. At times I think I'm no good at all.				
H5c. I am able to do things as well as most other people.				
H5d. I can do just about anything I really set my mind to do.				
H5e. All in all, I am inclined to feel that I am a failure.				
H5f. I take a positive attitude toward myself.				

INTERVIEWER CHECKPOINT

<input type="checkbox"/>	1. R READ SAB ALONE
<input type="checkbox"/>	2. H5a-f WERE READ ALOUD TO R

H6. (RB, P.21) Please tell me all of the choices on this page that describe your work status. (CHECK ALL THAT APPLY.)

A. WORKING NOW	C. UNEMPLOYED	D. RETIRED	E. PERMANENTLY DISABLED
B. ONLY TEMPORARILY LAID OFF; SICK OR MATERNITY LEAVE			F. HOMEMAKER
			G. STUDENT
			H. OTHER (SPECIFY:) _____ _____

H6a. Are you doing any work for pay at the present time?

1. YES 5. NO -->TURN TO P. 47, H14

H7. What is your occupation on your main job? (IF R IS HOMEMAKER, ASK H7-H13 ABOUT THE PAYING JOB.)

H8. What are your most important activities or duties on your main job?

H9. What do they make or do where you work? What kind of business or industry is that in? (PROBE FOR DETAILED INFORMATION ABOUT THE PRODUCT MADE WHERE R WORKS OR THE KIND OF SERVICE PROVIDED.)

H10. Do you work for someone else, are you self-employed, or both?

1. SOMEONE ELSE

2. BOTH SOMEONE ELSE AND SELF

3. SELF ONLY

GO TO H11

H10a. Are you employed by a federal, state, or local government?

1. YES

5. NO

H11. About how many hours do you work on your main job in an average week?

_____ HOURS A WEEK

H12. How hard is it for you to get time off during the work day to take care of personal or family matters; not at all hard, not too hard, somewhat hard, or very hard?

1. NOT AT ALL HARD

2. NOT TOO HARD

3. SOMEWHAT HARD

4. VERY HARD

H13. (RB, P.22) We are interested in the kinds of things you do as part of your main job. For each of the following, please tell me whether you often, sometimes, rarely, or never do it as part of your job.

	OFTEN (1)	SOMETIMES (2)	RARELY (3)	NEVER (4)
H13a. Write letters.				
H13b. Make speeches or presentations.				
H13c. Make telephone calls to people you do not know personally.				
H13d. Get in touch with public officials.				
H13e. Organize co-workers to solve some problem.				

H14. Do you belong to a labor union?

1. YES

5. NO

H15. We are interested in how people are getting along financially these days. Would you say that you (and your family living with you) are better off or worse off financially than you were a year ago?

BETTER

3. SAME

WORSE OFF

8. DON'T KNOW



NEXT PAGE,
H16



NEXT PAGE, H16

H15a. Is that much better off
or somewhat better off?

1. MUCH
BETTER

2. SOMEWHAT
BETTER

H15b. Is that much worse off
or somewhat worse off?

5. MUCH
WORSE

4. SOMEWHAT
WORSE

H16. (RB, P. 23) Please look at this page and tell me the letter of the income group that includes your total family income before taxes in 1989. This figure should include your income from all sources, and the income of all family members living with you. It should include salaries, pensions, dividends, interest, and public assistance. (IF R IS UNCERTAIN: What would be your best guess?)

98. DON'T KNOW

99. REFUSED TO ANSWER

GO TO H17

A. NONE OR LESS THAN \$2,999	01	L. \$23,000 - \$24,999	12
B. \$3,000 - \$4,999	02	M. \$25,000 - \$26,999	13
C. \$5,000 - \$6,999	03	N. \$27,000 - \$28,999	14
D. \$7,000 - \$8,999	04	O. \$29,000 - \$30,999	15
E. \$9,000 - \$10,999	05	P. \$31,000 - \$34,999	16
F. \$11,000 - \$12,999	06	Q. \$35,000 - \$39,999	17
G. \$13,000 - \$14,999	07	R. \$40,000 - \$44,999	18
H. \$15,000 - \$16,999	08	S. \$45,000 - \$49,999	19
I. \$17,000 - \$18,999	09	T. \$50,000 - \$59,999	20
J. \$19,000 - \$20,999	10	U. \$60,000 - \$74,999	21
K. \$21,000 - \$22,999	11	V. \$75,000 - \$89,999	22
		W. \$90,000 AND OVER	23

H17. How satisfied are you with your standard of living? Would you say very satisfied, somewhat satisfied, somewhat dissatisfied, or very dissatisfied?

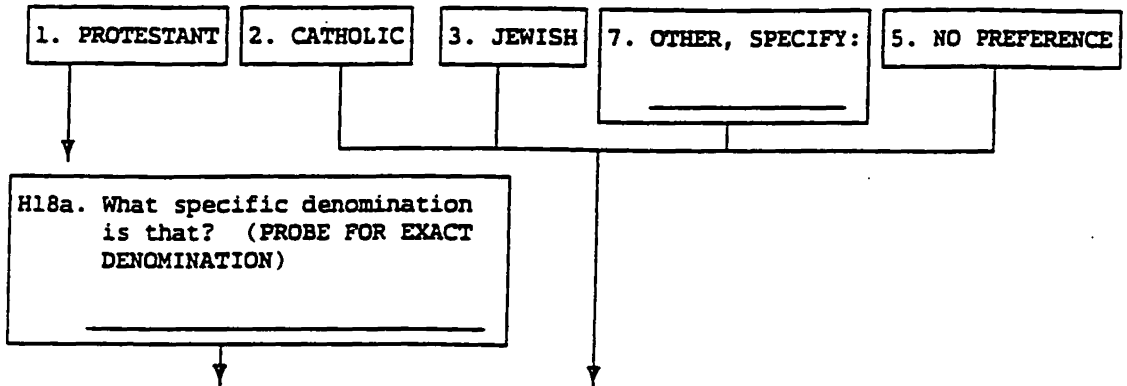
1. VERY
SATISFIED

2. SOMEWHAT
SATISFIED

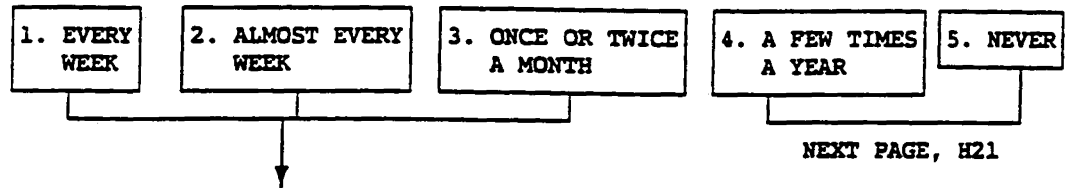
4. SOMEWHAT
DISSATISFIED

5. VERY
DISSATISFIED

H18. Are you Protestant, Catholic, Jewish, some other religion, or do you not have a preference?



H19. Do you attend religious services every week, almost every week, once or twice a month, a few times a year, or never?



H20. Does your (church/synagogue) encourage participation in social or political causes?



H21. Now I have some questions about your health.

How has your health been in the past 12 months; would you say excellent, good, fair, poor or very poor?

1. EXCELLENT

2. GOOD

3. FAIR

4. POOR

5. VERY POOR

H22. I'd like to know if you (or anyone in your household) had any of the following health problems in the past 12 months.

	1. YES	5. NO
H22a. Heart trouble or chest pains.		
H22b. Problems with breathing.		
H22c. Kidney or liver trouble.		
H22d. Allergies or infections.		
H22e. Bad headaches or migraines.		
H22f. Cancer.		
H22g. Miscarriage.		
H22h. A child born with a birth defect.		

H23. Has anyone in your household died in the last 12 months?

1. YES

5. NO

H24. How many children do you have, including stepchildren and any other children that you are raising or have raised? (DO NOT INCLUDE FOSTER CHILDREN.)

_____ NUMBER 00. NONE -->NEXT PAGE, H36

H25. Do you have any children 21 years of age or younger?

1. YES 5. NO -->NEXT PAGE, H36

I would like to get a little information about your child(ren) age 21 or younger. (Let's start with your youngest child.)

INTERVIEWER: AS SOON AS YOU HAVE ASKED a AND b ABOUT ALL OF R'S CHILDREN-->NEXT PAGE, H34

- | | | | |
|---------|--|----|---|
| H26. a. | What is his or her age?
_____ YEARS | b. | Does he or she live with you?
<input type="checkbox"/> 1. YES <input type="checkbox"/> 5. NO |
| H27. a. | What is his or her age?
_____ YEARS | b. | Does he or she live with you?
<input type="checkbox"/> 1. YES <input type="checkbox"/> 5. NO |
| H28. a. | What is his or her age?
_____ YEARS | b. | Does he or she live with you?
<input type="checkbox"/> 1. YES <input type="checkbox"/> 5. NO |
| H29. a. | What is his or her age?
_____ YEARS | b. | Does he or she live with you?
<input type="checkbox"/> 1. YES <input type="checkbox"/> 5. NO |
| H30. a. | What is his or her age?
_____ YEARS | b. | Does he or she live with you?
<input type="checkbox"/> 1. YES <input type="checkbox"/> 5. NO |
| H31. a. | What is his or her age?
_____ YEARS | b. | Does he or she live with you?
<input type="checkbox"/> 1. YES <input type="checkbox"/> 5. NO |
| H32. a. | What is his or her age?
_____ YEARS | b. | Does he or she live with you?
<input type="checkbox"/> 1. YES <input type="checkbox"/> 5. NO |
| H33. a. | What is his or her age?
_____ YEARS | b. | Does he or she live with you?
<input type="checkbox"/> 1. YES <input type="checkbox"/> 5. NO |

H34. INTERVIEWER CHECKPOINT

<input type="checkbox"/>	1. R HAS NO CHILDREN IN HOUSEHOLD 12 YEARS OF AGE OR YOUNGER-->GO TO H36
<input type="checkbox"/>	2. ALL OTHERS

H35. If you wanted to go to a meeting -- for example, a school or community meeting, or a meeting at your church or synagogue -- how difficult would it be for you to arrange for someone to look after your (child/children); would it be very difficult, somewhat difficult, not very difficult, or not at all difficult?

1. VERY DIFFICULT	2. SOMEWHAT DIFFICULT	3. NOT VERY DIFFICULT	4. NOT AT ALL DIFFICULT
-------------------	-----------------------	-----------------------	-------------------------

H36. Do you own or have the use of an automobile that is usually in good working order?

1. YES GO TO H38	5. NO
---------------------	-------

H37. When you need to go somewhere that is more than a few miles away, how easy is it to get there using public transportation; very easy, somewhat easy, or not very easy?

1. VERY	2. SOMEWHAT	3. NOT VERY	4. IF VOL: NEVER USES	5. IF VOL: PUBLIC TRANSPORTATION NOT AVAILABLE
---------	-------------	-------------	-----------------------	--

H38. That's all the questions I have. Thank you very much for your time and patience.

EXACT TIME NOW: _____

TURN TO PAGE 3 OF THE COVERSHEET AND OBTAIN RECONTACT INFORMATION

SECTION Y: INTERVIEWER OBSERVATIONS

Y1. R'S SEX (BY OBSERVATION): 1. FEMALE 5. MALE

Y2. R'S RACE (BY OBSERVATION):

1. WHITE 2. BLACK 7. OTHER, SPECIFY: _____

Y3. WAS SPOUSE OR ADULT CHILD (18 OR OLDER) PRESENT DURING THE INTERVIEW?

1. YES, MOST OF IW 2. YES, ABOUT HALF OF IW 3. YES, BUT INFREQUENT 5. NO -->GO TO Y4

Y3a. HOW MUCH INFLUENCE OR INPUT DID SPOUSE/ADULT CHILD SEEM TO HAVE ON R'S ANSWERS?

____ 1. CORRECTED ANSWERS, ACTIVELY ANSWERED FOR R, INTERRUPTED
____ 2. LISTENED, BUT DID NOT ACTIVELY INTERFERE
____ 3. PAID LITTLE ATTENTION
____ 4. NO INFLUENCE

Y4. WHO ELSE WAS PRESENT DURING THE INTERVIEW?

1. NO ONE 2. OTHER ADULTS 3. OTHER ADULTS AND CHILDREN UNDER 18 4. CHILD(REN) UNDER 18
GO TO Y5

Y4a. HOW MUCH DISTRACTION WAS CAUSED BY (THIS PERSON/THESE PEOPLE)?

1. CONSTANT 2. SOME 3. LITTLE 4. NONE

Y5. R'S GENERAL UNDERSTANDING OF QUESTIONS:

1. EXCELLENT 2. GOOD 3. FAIR 4. POOR

Y6. HOW WAS R'S COOPERATION DURING THE INTERVIEW?

1. EXCELLENT 2. GOOD 3. FAIR 4. POOR

Y7. HOW SINCERE DID R SEEM TO BE IN (HIS/HER) ANSWERS?

1. COMPLETELY SINCERE

GO TO Y9

2. USUALLY SINCERE

3. OFTEN SEEMED TO BE
INSINCERE

Y8. WERE THERE ANY PARTICULAR PARTS OF THE INTERVIEW FOR WHICH YOU DOUBTED R'S SINCERITY? IF SO, NAME THEM BY SECTION OR QUESTION NUMBER.

Y9. HOW MUCH DIFFICULTY DID R HAVE READING THINGS IN THE RB AND SAB?

1. NONE

2. A LITTLE

3. SOME

4. A LOT

5. COULD NOT DO AT ALL

Y10. HOW WOULD YOU RATE R'S HEALTH?

1. EXCELLENT

2. GOOD

3. FAIR

4. POOR

5. GRAVELY OR TERMINALLY ILL

Y11. ON THE BASIS OF YOUR EXPERIENCE WITH R IN THE INTERVIEW, HOW COMFORTABLE WOULD YOU SAY R IS IN DEALING WITH OTHER PEOPLE?

1. NOT AT ALL

2. SLIGHTLY

3. SOMEWHAT

4. FAIRLY

5. VERY

Y12. HOW SELF-CONFIDENT DID R SEEM TO BE?

1. VERY

2. QUITE

3. SOME

4. A LITTLE

5. NOT

Y13. TYPE OF STRUCTURE IN WHICH RESPONDENT LIVES:

01. TRAILER

02. DETACHED SINGLE FAMILY HOUSE

03. DUPLEX/TWO FAMILY HOUSE

04. HOUSE CONVERTED TO APARTMENTS

05. ROW HOUSE OR TOWNHOUSE (3 OR MORE UNITS, 3 STORIES OR LESS)

06. APARTMENT BLDG. (5 OR MORE UNITS, 3 STORIES OR LESS)

07. APARTMENT BLDG. (5 OR MORE UNITS, 4 STORIES OR MORE)

08. APARTMENT IN A PARTLY COMMERCIAL STRUCTURE

97. OTHER (SPECIFY): _____

Y14. NUMBER OF STORIES IN THE STRUCTURE, NOT COUNTING BASEMENT OR ATTIC:

1. ONE

2. ONE & 1/2

3. TWO

4. TWO & 1/2

5. THREE

6. MORE THAN THREE (SPECIFY): _____

Y15. HOW FAR IS IT FROM R'S HOME (BUILDING) TO THE NEAREST HOME OR OTHER BUILDING (ON EITHER SIDE OR ACROSS THE ROAD)?

1. LESS THAN 15 FEET
(LESS THAN 1 CAR LENGTH)

2. 15-29 FEET
(1 TO 2 CAR LENGTHS)

3. 30-40 FEET
(2 TO 3 CAR LENGTHS)

4. 50-99 FEET
(3 TO 6 CAR LENGTHS)

5. MORE THAN 100 FEET
(MORE THAN 6 CAR LENGTHS)

Y16. NEIGHBORHOOD: LOOK AT THE STRUCTURES ON R'S BLOCK AND CHECK AS MANY BOXES AS APPLY.

01. VACANT LAND

08. APARTMENT BLDG. (5 OR MORE
UNITS, 4 STORIES OR MORE)

02. TRAILER

09. APARTMENT IN A PARTLY
COMMERCIAL STRUCTURE

03. DETACHED SINGLE FAMILY HOUSE

10. COMMERCIAL OR INDUSTRIAL
STRUCTURE

04. DUPLEX/TWO FAMILY HOUSE

11. PARK

05. HOUSE CONVERTED TO APARTMENTS

12. SCHOOL OR OTHER
GOVERNMENT BUILDINGS

06. ROW HOUSE (3 OR MORE UNITS
IN AN ATTACHED ROW)

13. VACANT BUILDINGS

07. APARTMENT BLDG. (5 OR MORE
UNITS, 3 STORIES OR LESS)

14. OTHER (SPECIFY):

Y17. HOW WELL KEPT ARE THE STRUCTURES IN THE NEIGHBORHOOD?

1. VERY WELL

2. MIXED

3. POORLY

4. VERY POORLY --
DILAPIDATED

Y18. HOW WELL KEPT AND CARED FOR ARE THE YARDS AND/OR SIDEWALKS IN FRONT OF THE STRUCTURES
IN THE NEIGHBORHOOD?

1. VERY WELL

2. FAIRLY WELL

3. POORLY

4. VERY POORLY

For University of Michigan
This software is functional through April 30, 1991.

License Number 12493

Try the new SPSS-X Release 3.0 features:

- * Interactive SPSS-X command execution
- * Online Help
- * Nonlinear Regression
- * Time Series and Forecasting (TRENDS)
- * Macro Facility
- * Improvements in:
 - * REPORT
 - * TABLES
 - * Simplified Syntax
 - * Matrix I/O

See SPSS-X User's Guide, Third Edition for more information on these features.

FILE DAS90.SYS

LABEL:

CREATED 18 SEP 90 12:41:21 385 VARIABLES

LIST OF VARIABLES ON THE ACTIVE FILE

NAME	POSITION	LABEL
V1	1	ID
V2	2	IWER.NUM
V3	3	INT.NO
V4	4	INT.MO
V5	5	INT.DY
V6	6	INT.TIME
V7	7	PRE.A1
V8	8	A1
V9	9	A1A
V10	10	A2
V11	11	A3
V12	12	A4
V13	13	A4A
V14	14	A4B
V15	15	A5
V16	16	A6
V17	17	A7
V18	18	B1.1
V19	19	B1.2
V20	20	B1.3
V21	21	B2A
V22	22	B2B
V23	23	B2C
V24	24	B2D
V25	25	B3A
V26	26	B3B
V27	27	B3C
V28	28	B3D
V29	29	B3E
V30	30	B3F
V31	31	B3X
V32	32	B4
V33	33	B5
V34	34	B5A
V35	35	B6
V36	36	B7
V37	37	B7A
V38	38	B8A
V39	39	B8B
V40	40	B8C
V41	41	B8D
V42	42	B8E
V43	43	B9
V44	44	B10.1
V45	45	B10.2
V46	46	B10.3
V47	47	B11
V48	48	B12
V49	49	B13

V50	50	B14
V51	51	B15.1
V52	52	B15.2
V53	53	B15.3
V54	54	B16
V55	55	B16A
V56	56	B17A
V57	57	B17B
V58	58	B17C
V59	59	B17D
V60	60	B17E
V61	61	B17F
V62	62	B17G
V63	63	B17H
V64	64	B17I
V65	65	B18A
V66	66	B18B
V67	67	B18C
V68	68	B18D
V69	69	B18E
V70	70	B18F
V71	71	B18G
V72	72	B18H
V73	73	B18I
V74	74	B18X
V75	75	B19
V76	76	B20A
V77	77	B20B
V78	78	B20C
V79	79	B20D
V80	80	B21
V81	81	B22A
V82	82	B22B
V83	83	B22C
V84	84	B22D
V85	85	C1A
V86	86	C2A
V87	87	C1B
V88	88	C2B
V89	89	C1C
V90	90	C2C
V91	91	C1D
V92	92	C2D
V93	93	C1E
V94	94	C2E
V95	95	C1F
V96	96	C2F
V97	97	C1G
V98	98	TY=C
V99	99	C2X
V100	100	C3
V101	101	C3A
V102	102	C3B.1

V103	103	C3B.2
V104	104	C3B.3
V105	105	C4
V106	106	C5
V107	107	C6D
V108	108	C7
V109	109	C8D
V110	110	C9
V111	111	C10
V112	112	C11A
V113	113	C12A.1
V114	114	C12A.2
V115	115	C12A.3
V116	116	C11B
V117	117	C12B.1
V118	118	C12B.2
V119	119	C12B.3
V120	120	C11C
V121	121	C12C.1
V122	122	C12C.2
V123	123	C12C.3
V124	124	C13
V125	125	C14A
V126	126	C15A.1
V127	127	C15A.2
V128	128	C15A.3
V129	129	C14B
V130	130	C15B.1
V131	131	C15B.2
V132	132	C15B.3
V133	133	C14C
V134	134	C15C.1
V135	135	C15C.2
V136	136	C15C.3
V137	137	D1
V138	138	D2
V139	139	D3
V140	140	D4
V141	141	D5
V142	142	D6A
V143	143	D6B
V144	144	D6C
V145	145	D6D
V146	146	D6E
V147	147	D6F
V148	148	D7A
V149	149	D7B
V150	150	D7C
V151	151	E1
V152	152	E2A
V153	153	E2B
V154	154	E2C
V155	155	E2D

V156	156	E2E
V157	157	E2F
V158	158	E2G
V159	159	E2H
V160	160	E2X
V161	161	E3
V162	162	E4.1
V163	163	E4.2
V164	164	E4.3
V165	165	E5
V166	166	E6
V167	167	E7
V168	168	E8A
V169	169	E8B
V170	170	E8C
V171	171	E8D
V172	172	E8E
V173	173	E8F
V174	174	E8G
V175	175	E9A
V176	176	E9B
V177	177	E9C
V178	178	E9D
V179	179	E9E
V180	180	E9F
V181	181	E9G
V182	182	E9H
V183	183	E10
V184	184	E11A
V185	185	E11B
V186	186	E11C
V187	187	E11D
V188	188	E11E
V189	189	E12
V190	190	E13A
V191	191	E13B
V192	192	E13C
V193	193	E13D
V194	194	E13E
V195	195	E14
V196	196	E15.1
V197	197	E15.2
V198	198	E15.3
V199	199	E16
V200	200	F1A
V201	201	F1B
V202	202	F1C
V203	203	F1D
V204	204	F1E
V205	205	F1F
V206	206	F1G
V207	207	F1H
V208	208	F2

V209	209	F3A
V210	210	F3B
V211	211	F3C
V212	212	F3D
V213	213	F3E
V214	214	F4
V215	215	F5
V216	216	F6
V217	217	G1
V218	218	G2A
V219	219	G2B
V220	220	G2C
V221	221	G2D
V222	222	G3A
V223	223	G3B
V224	224	G3C
V225	225	G3D
V226	226	G4
V227	227	G5
V228	228	G6A
V229	229	G7A
V230	230	G7B
V231	231	G7C
V232	232	G7D
V233	233	G7E
V234	234	G7F
V235	235	G7G
V236	236	G7H
V237	237	G7I
V238	238	G7J
V239	239	G7X
V240	240	G8
V241	241	G9
V242	242	G10
V243	243	G11
V244	244	G12
V245	245	G13
V246	246	G14
V247	247	G15
V248	248	G16
V249	249	G17
V250	250	G18
V251	251	G19A
V252	252	G19B
V253	253	G19C
V254	254	G19D
V255	255	G19E
V256	256	G19F
V257	257	G20
V258	258	G21A
V259	259	G22A
V260	260	G21B
V261	261	G22B

V262	262	G21C
V263	263	G22C
V264	264	G21D
V265	265	G22D
V266	266	G23
V267	267	G24A
V268	268	G25
V269	269	G26
V270	270	G26A.1
V271	271	G26A.2
V272	272	G26A.3
V273	273	G27
V274	274	G27A
V275	275	H1.M
V276	276	H1.D
V277	277	H1.Y
V278	278	H1A
V279	279	H2
V280	280	H3
V281	281	H3A
V282	282	H3B
V283	283	H4
V284	284	H5A
V285	285	H5B
V286	286	H5C
V287	287	H5D
V288	288	H5E
V289	289	H5F
V290	290	CK.H5
V291	291	H6A
V292	292	H6B
V293	293	H6C
V294	294	H6D
V295	295	H6E
V296	296	H6F
V297	297	H6G
V298	298	H6H
V299	299	H6A.P45
V300	300	H7-9
V301	301	H10
V302	302	H10A
V303	303	H11
V304	304	H12
V305	305	H13A
V306	306	H13B
V307	307	H13C
V308	308	H13D
V309	309	H13E
V310	310	H14
V311	311	H15
V312	312	H16
V313	313	H17
V314	314	H18

V315	315	H18A
V316	316	H19
V317	317	H20
V318	318	H21
V319	319	H22A
V320	320	H22B
V321	321	H22C
V322	322	H22D
V323	323	H22E
V324	324	H22F
V325	325	H22G
V326	326	H22H
V327	327	H23
V328	328	H24
V329	329	H25
V330	330	H26A
V331	331	H26B
V332	332	H27A
V333	333	H27B
V334	334	H28A
V335	335	H28B
V336	336	H29A
V337	337	H29B
V338	338	H30A
V339	339	H30B
V340	340	H31A
V341	341	H31B
V342	342	H32A
V343	343	H32B
V344	344	H33A
V345	345	H33B
V346	346	H34
V347	347	H35
V348	348	H36
V349	349	H37
V350	350	H38
V351	351	Y1
V352	352	Y2
V353	353	Y3
V354	354	Y3A
V355	355	Y4
V356	356	Y4A
V357	357	Y5
V358	358	Y6
V359	359	Y7
V360	360	Y8
V361	361	Y9
V362	362	Y10
V363	363	Y11
V364	364	Y12
V365	365	Y13
V367	366	Y14
V368	367	Y15

V369	368	Y16.1
V370	369	Y16.2
V371	370	Y16.3
V372	371	Y16.4
V373	372	Y16.5
V374	373	Y16.6
V375	374	Y16.7
V376	375	Y16.8
V377	376	Y16.9
V378	377	Y16.10
V379	378	Y16.11
V380	379	Y16.12
V381	380	Y16.13
V382	381	Y16.14
V383	382	Y17
V384	383	Y18
V385	384	Y19
V386	385	Y20

There are 44880 bytes of memory available.
The largest contiguous area has 44880 bytes.

***** MEMORY ALLOWS A TOTAL OF 2040 VALUES, ACCUMULATED ACROSS ALL VARIABLES.
THERE ALSO MAY BE UP TO 510 VALUE LABELS FOR EACH VARIABLE.

MORE THAN	2040	VALUES	ENCOUNTERED.	VARIABLE	V350	DROPPED.
MORE THAN	2040	VALUES	ENCOUNTERED.	VARIABLE	V277	DROPPED.
MORE THAN	2040	VALUES	ENCOUNTERED.	VARIABLE	V278	DROPPED.
MORE THAN	2040	VALUES	ENCOUNTERED.	VARIABLE	V15	DROPPED.
MORE THAN	2040	VALUES	ENCOUNTERED.	VARIABLE	V12	DROPPED.
MORE THAN	2040	VALUES	ENCOUNTERED.	VARIABLE	V19	DROPPED.
MORE THAN	2040	VALUES	ENCOUNTERED.	VARIABLE	V163	DROPPED.
MORE THAN	2040	VALUES	ENCOUNTERED.	VARIABLE	V18	DROPPED.
MORE THAN	2040	VALUES	ENCOUNTERED.	VARIABLE	V162	DROPPED.
MORE THAN	2040	VALUES	ENCOUNTERED.	VARIABLE	V20	DROPPED.
MORE THAN	2040	VALUES	ENCOUNTERED.	VARIABLE	V44	DROPPED.
MORE THAN	2040	VALUES	ENCOUNTERED.	VARIABLE	V164	DROPPED.
MORE THAN	2040	VALUES	ENCOUNTERED.	VARIABLE	V196	DROPPED.
MORE THAN	2040	VALUES	ENCOUNTERED.	VARIABLE	V53	DROPPED.
MORE THAN	2040	VALUES	ENCOUNTERED.	VARIABLE	V303	DROPPED.
MORE THAN	2040	VALUES	ENCOUNTERED.	VARIABLE	V45	DROPPED.
MORE THAN	2040	VALUES	ENCOUNTERED.	VARIABLE	V51	DROPPED.
MORE THAN	2040	VALUES	ENCOUNTERED.	VARIABLE	V52	DROPPED.
MORE THAN	2040	VALUES	ENCOUNTERED.	VARIABLE	V102	DROPPED.

2040

V7 PRE.A1

VALUE LABEL	VALUE	FREQUENCY	PERCENT	VALID PERCENT	CUM PERCENT
	1	183	26.0	26.0	26.0
	2	520	73.8	74.0	100.0
	9	2	.3	MISSING	
	TOTAL	705	100.0	100.0	

VALID CASES 703 MISSING CASES 2

V8 A1

VALUE LABEL	VALUE	FREQUENCY	PERCENT	VALID PERCENT	CUM PERCENT
	1	471	66.8	90.9	90.9
	5	47	6.7	9.1	100.0
	0	185	26.2	MISSING	
	9	2	.3	MISSING	
	TOTAL	705	100.0	100.0	

VALID CASES 518 MISSING CASES 187

V9 A1A

VALUE LABEL	VALUE	FREQUENCY	PERCENT	VALID PERCENT	CUM PERCENT
	15	5	.7	10.9	10.9
	16	3	.4	6.5	17.4
	23	2	.3	4.3	21.7
	129	6	.9	13.0	34.8
	142	3	.4	6.5	41.3
	152	1	.1	2.2	43.5
	160	1	.1	2.2	45.7
	161	6	.9	13.0	58.7
	204	9	1.3	19.6	78.3
	206	2	.3	4.3	82.6
	231	1	.1	2.2	84.8
	246	1	.1	2.2	87.0
	997	6	.9	13.0	100.0
	0	656	93.0	MISSING	
	999	3	.4	MISSING	
	TOTAL	705	100.0	100.0	

VALID CASES 46 MISSING CASES 659

V10 A2

VALUE LABEL	VALUE	FREQUENCY	PERCENT	VALID PERCENT	CUM PERCENT
	1	11	1.6	2.1	2.1
	3	201	28.5	38.7	40.8
	4	270	38.3	51.9	92.7
	5	38	5.4	7.3	100.0
	0	185	26.2	MISSING	
	TOTAL	705	100.0	100.0	

VALID CASES 520 MISSING CASES 185

V11 A3

VALUE LABEL	VALUE	FREQUENCY	PERCENT	VALID PERCENT	CUM PERCENT
	1	355	50.4	68.7	68.7
	5	162	23.0	31.3	100.0
	0	185	26.2	MISSING	
	8	2	.3	MISSING	
	9	1	.1	MISSING	
	TOTAL	705	100.0	100.0	

VALID CASES 517 MISSING CASES 188

V13 A4A

VALUE LABEL	VALUE	FREQUENCY	PERCENT	VALID PERCENT	CUM PERCENT
	1	489	69.4	71.6	71.6
	2	180	25.5	26.4	98.0
	3	14	2.0	2.0	100.0
	0	10	1.4	MISSING	
	9	12	1.7	MISSING	
	TOTAL	705	100.0	100.0	

VALID CASES 683 MISSING CASES 22

V14 A4B

VALUE LABEL	VALUE	FREQUENCY	PERCENT	VALID PERCENT	CUM PERCENT
	1	9	1.3	90.0	90.0
	2	1	.1	10.0	100.0
	0	695	98.6	MISSING	
	TOTAL	705	100.0	100.0	

VALID CASES 10 MISSING CASES 695

V16 A6

VALUE LABEL	VALUE	FREQUENCY	PERCENT	VALID PERCENT	CUM PERCENT
	1	43	6.1	6.9	6.9
	2	45	6.4	7.2	14.2
	3	166	23.5	26.7	40.9
	4	168	23.8	27.1	68.0
	5	199	28.2	32.0	100.0
	0	81	11.5	MISSING	
	9	3	.4	MISSING	
	TOTAL	705	100.0	100.0	

VALID CASES 621 MISSING CASES 84

V17 A7

VALUE LABEL	VALUE	FREQUENCY	PERCENT	VALID PERCENT	CUM PERCENT
	1	235	33.3	38.7	38.7
	5	373	52.9	61.3	100.0
	0	81	11.5	MISSING	
	9	16	2.3	MISSING	
	TOTAL	705	100.0	100.0	

VALID CASES 608 MISSING CASES 97

V21 B2A

VALUE LABEL	VALUE	FREQUENCY	PERCENT	VALID PERCENT	CUM PERCENT
	1	647	91.8	98.9	98.9
	3	3	.4	.5	99.4
	5	4	.6	.6	100.0
	8	50	7.1	MISSING	
	9	1	.1	MISSING	
	TOTAL	705	100.0	100.0	

VALID CASES 654 MISSING CASES 51

V22 B2B

VALUE LABEL	VALUE	FREQUENCY	PERCENT	VALID PERCENT	CUM PERCENT
	1	456	64.7	84.6	84.6
	3	60	8.5	11.1	95.7
	5	23	3.3	4.3	100.0
	8	165	23.4	MISSING	
	9	1	.1	MISSING	
	TOTAL	705	100.0	100.0	

VALID CASES 539 MISSING CASES 166

V23 B2C

VALUE LABEL	VALUE	FREQUENCY	PERCENT	VALID PERCENT	CUM PERCENT
	1	142	20.1	70.6	70.6
	3	26	3.7	12.9	83.6
	5	33	4.7	16.4	100.0
	8	502	71.2	MISSING	
	9	2	.3	MISSING	
	TOTAL	705	100.0	100.0	

VALID CASES 201 MISSING CASES 504

V24 B2D

VALUE LABEL	VALUE	FREQUENCY	PERCENT	VALID PERCENT	CUM PERCENT
	1	373	52.9	83.1	83.1
	3	15	2.1	3.3	86.4
	5	61	8.7	13.6	100.0
	8	253	35.9	MISSING	
	9	3	.4	MISSING	
	TOTAL	705	100.0	100.0	

VALID CASES 449 MISSING CASES 256

V25 B3A

VALUE LABEL	VALUE	FREQUENCY	PERCENT	VALID PERCENT	CUM PERCENT
	1	211	29.9	30.6	30.6
	2	115	16.3	16.7	47.2
	3	148	21.0	21.4	68.7
	4	93	13.2	13.5	82.2
	5	86	12.2	12.5	94.6
	6	37	5.2	5.4	100.0
	9	15	2.1	MISSING	
	TOTAL	705	100.0	100.0	

VALID CASES 690 MISSING CASES 15

V26 B3B

VALUE LABEL	VALUE	FREQUENCY	PERCENT	VALID PERCENT	CUM PERCENT
	1	29	4.1	4.3	4.3
	2	48	6.8	7.0	11.3
	3	63	8.9	9.2	20.5
	4	117	16.6	17.2	37.7
	5	135	19.1	19.8	57.5
	6	290	41.1	42.5	100.0
	9	23	3.3	MISSING	
	TOTAL	705	100.0	100.0	

VALID CASES 682 MISSING CASES 23

V27 B3C

VALUE LABEL	VALUE	FREQUENCY	PERCENT	VALID PERCENT	CUM PERCENT
	1	126	17.9	18.4	18.4
	2	73	10.4	10.7	29.1
	3	83	11.8	12.1	41.2
	4	131	18.6	19.1	60.3
	5	147	20.9	21.5	81.8
	6	125	17.7	18.2	100.0
	9	20	2.8	MISSING	
	TOTAL	705	100.0	100.0	

VALID CASES 685 MISSING CASES 20

V28 B3D

VALUE LABEL	VALUE	FREQUENCY	PERCENT	VALID PERCENT	CUM PERCENT
	1	76	10.8	11.1	11.1
	2	81	11.5	11.8	22.9
	3	108	15.3	15.8	38.7
	4	139	19.7	20.3	59.0
	5	153	21.7	22.3	81.3
	6	128	18.2	18.7	100.0
	9	20	2.8	MISSING	
	TOTAL	705	100.0	100.0	

VALID CASES 685 MISSING CASES 20

V29 B3E

VALUE LABEL	VALUE	FREQUENCY	PERCENT	VALID PERCENT	CUM PERCENT
	1	91	12.9	13.2	13.2
	2	175	24.8	25.4	38.6
	3	161	22.8	23.4	62.0
	4	116	16.5	16.8	78.8
	5	104	14.8	15.1	93.9
	6	42	6.0	6.1	100.0
	9	16	2.3	MISSING	
	TOTAL	705	100.0	100.0	

VALID CASES 689 MISSING CASES 16

V30 B3F

VALUE LABEL	VALUE	FREQUENCY	PERCENT	VALID PERCENT	CUM PERCENT
	1	183	26.0	26.5	26.5
	2	204	28.9	29.6	56.1
	3	120	17.0	17.4	73.5
	4	85	12.1	12.3	85.8
	5	50	7.1	7.2	93.0
	6	48	6.8	7.0	100.0
	9	15	2.1	MISSING	
	TOTAL	705	100.0	100.0	

VALID CASES 690 MISSING CASES 15

V31 B3X

VALUE LABEL	VALUE	FREQUENCY	PERCENT	VALID PERCENT	CUM PERCENT
	1	664	94.2	94.2	94.2
	5	41	5.8	5.8	100.0
	TOTAL	705	100.0	100.0	

VALID CASES 705 MISSING CASES 0

V32 B4

VALUE LABEL	VALUE	FREQUENCY	PERCENT	VALID PERCENT	CUM PERCENT
	1	617	87.5	87.9	87.9
	2	85	12.1	12.1	100.0
	9	3	.4	MISSING	
	TOTAL	705	100.0	100.0	

VALID CASES 702 MISSING CASES 3

V33 B5

VALUE LABEL	VALUE	FREQUENCY	PERCENT	VALID PERCENT	CUM PERCENT
	1	446	63.3	63.4	63.4
	5	240	34.0	34.1	97.4
	6	18	2.6	2.6	100.0
	9	1	.1	MISSING	
	TOTAL	705	100.0	100.0	

VALID CASES 704 MISSING CASES 1

V34 B5A

VALUE LABEL	VALUE	FREQUENCY	PERCENT	VALID PERCENT	CUM PERCENT
	1	150	21.3	35.0	35.0
	2	245	34.8	57.2	92.3
	3	33	4.7	7.7	100.0
	0	259	36.7	MISSING	
	8	2	.3	MISSING	
	9	16	2.3	MISSING	
	TOTAL	705	100.0	100.0	

VALID CASES 428 MISSING CASES 277

V35 B6

VALUE LABEL	VALUE	FREQUENCY	PERCENT	VALID PERCENT	CUM PERCENT
	1	173	24.5	24.9	24.9
	2	179	25.4	25.8	50.6
	3	110	15.6	15.8	66.5
	4	83	11.8	11.9	78.4
	5	150	21.3	21.6	100.0
	9	10	1.4	MISSING	
	TOTAL	705	100.0	100.0	

VALID CASES 695 MISSING CASES 10

V36 B7

VALUE LABEL	VALUE	FREQUENCY	PERCENT	VALID PERCENT	CUM PERCENT
	1	161	22.8	23.0	23.0
	2	264	37.4	37.7	60.6
	3	177	25.1	25.2	85.9
	5	81	11.5	11.6	97.4
	7	18	2.6	2.6	100.0
	9	4	.6	MISSING	
	TOTAL	705	100.0	100.0	

VALID CASES 701 MISSING CASES 4

V37 B7A

VALUE LABEL	VALUE	FREQUENCY	PERCENT	VALID PERCENT	CUM PERCENT
	1	85	12.1	31.5	31.5
	2	98	13.9	36.3	67.8
	3	87	12.3	32.2	100.0
	0	429	60.9	MISSING	
	8	2	.3	MISSING	
	9	4	.6	MISSING	
	TOTAL	705	100.0	100.0	

VALID CASES 270 MISSING CASES 435

V38 B8A

VALUE LABEL	VALUE	FREQUENCY	PERCENT	VALID PERCENT	CUM PERCENT
	1	158	22.4	22.5	22.5
	5	544	77.2	77.5	100.0
	8	1	.1	MISSING	
	9	2	.3	MISSING	
	TOTAL	705	100.0	100.0	

VALID CASES 702 MISSING CASES 3

V39 B8B

VALUE LABEL	VALUE	FREQUENCY	PERCENT	VALID PERCENT	CUM PERCENT
	1	144	20.4	20.5	20.5
	5	559	79.3	79.5	100.0
	9	2	.3	MISSING	
	TOTAL	705	100.0	100.0	

VALID CASES 703 MISSING CASES 2

V40 B8C

VALUE LABEL	VALUE	FREQUENCY	PERCENT	VALID PERCENT	CUM PERCENT
	1	52	7.4	7.4	7.4
	5	649	92.1	92.6	100.0
	9	4	.6	MISSING	
	TOTAL	705	100.0	100.0	

VALID CASES 701 MISSING CASES 4

V41 B8D

VALUE LABEL	VALUE	FREQUENCY	PERCENT	VALID PERCENT	CUM PERCENT
	1	176	25.0	25.0	25.0
	5	528	74.9	75.0	100.0
	9	1	.1	MISSING	
	TOTAL	705	100.0	100.0	

VALID CASES 704 MISSING CASES 1

V42 B8E

VALUE LABEL	VALUE	FREQUENCY	PERCENT	VALID PERCENT	CUM PERCENT
	1	34	4.8	4.8	4.8
	5	669	94.9	95.2	100.0
	9	2	.3	MISSING	
	TOTAL	705	100.0	100.0	

VALID CASES 703 MISSING CASES 2

V43 B9

VALUE LABEL	VALUE	FREQUENCY	PERCENT	VALID PERCENT	CUM PERCENT
	1	409	58.0	58.0	58.0
	2	296	42.0	42.0	100.0
	TOTAL	705	100.0	100.0	
VALID CASES	705	MISSING CASES	0		

V46 B10.3

VALUE LABEL	VALUE	FREQUENCY	PERCENT	VALID PERCENT	CUM PERCENT
	10	1	.1	1.8	1.8
	21	1	.1	1.8	3.6
	31	2	.3	3.6	7.3
	32	1	.1	1.8	9.1
	55	1	.1	1.8	10.9
	57	1	.1	1.8	12.7
	61	1	.1	1.8	14.5
	90	3	.4	5.5	20.0
	97	1	.1	1.8	21.8
	180	4	.6	7.3	29.1
	220	1	.1	1.8	30.9
	290	1	.1	1.8	32.7
	300	1	.1	1.8	34.5
	390	1	.1	1.8	36.4
	520	2	.3	3.6	40.0
	540	1	.1	1.8	41.8
	610	2	.3	3.6	45.5
	630	4	.6	7.3	52.7
	670	1	.1	1.8	54.5
	675	2	.3	3.6	58.2
	690	1	.1	1.8	60.0
	790	3	.4	5.5	65.5
	810	1	.1	1.8	67.3
	825	1	.1	1.8	69.1
	860	2	.3	3.6	72.7
	870	1	.1	1.8	74.5
	872	1	.1	1.8	76.4
	890	2	.3	3.6	80.0
	930	2	.3	3.6	83.6
	935	1	.1	1.8	85.5
	997	8	1.1	14.5	100.0
	0	647	91.8	MISSING	
	999	3	.4	MISSING	
	TOTAL	705	100.0	100.0	
VALID CASES	55	MISSING CASES	650		

V47 B11

VALUE LABEL	VALUE	FREQUENCY	PERCENT	VALID PERCENT	CUM PERCENT
	1	11	1.6	1.7	1.7
	2	68	9.6	10.3	12.0
	3	81	11.5	12.3	24.3
	4	245	34.8	37.2	61.6
	5	135	19.1	20.5	82.1
	6	102	14.5	15.5	97.6
	7	13	1.8	2.0	99.5
	9	3	.4	.5	100.0
	98	39	5.5	MISSING	
	99	8	1.1	MISSING	
TOTAL		705	100.0	100.0	

VALID CASES 658 MISSING CASES 47

V48 B12

VALUE LABEL	VALUE	FREQUENCY	PERCENT	VALID PERCENT	CUM PERCENT
	1	36	5.1	5.4	5.4
	2	50	7.1	7.4	12.8
	3	59	8.4	8.8	21.6
	4	59	8.4	8.8	30.4
	5	98	13.9	14.6	44.9
	6	51	7.2	7.6	52.5
	7	319	45.2	47.5	100.0
	0	31	4.4	MISSING	
	9	2	.3	MISSING	
TOTAL		705	100.0	100.0	

VALID CASES 672 MISSING CASES 33

V49 B13

VALUE LABEL	VALUE	FREQUENCY	PERCENT	VALID PERCENT	CUM PERCENT
	1	31	4.4	6.6	6.6
	2	57	8.1	12.2	18.8
	3	46	6.5	9.8	28.6
	4	26	3.7	5.5	34.1
	5	64	9.1	13.6	47.8
	6	25	3.5	5.3	53.1
	7	220	31.2	46.9	100.0
	0	230	32.6	MISSING	
	8	1	.1	MISSING	
	9	5	.7	MISSING	
	TOTAL	705	100.0	100.0	

VALID CASES 469 MISSING CASES 236

V50 B14

VALUE LABEL	VALUE	FREQUENCY	PERCENT	VALID PERCENT	CUM PERCENT
	1	71	10.1	12.1	12.1
	2	59	8.4	10.0	22.1
	3	49	7.0	8.3	30.4
	4	39	5.5	6.6	37.1
	5	53	7.5	9.0	46.1
	6	17	2.4	2.9	49.0
	7	300	42.6	51.0	100.0
	0	115	16.3	MISSING	
	9	2	.3	MISSING	
	TOTAL	705	100.0	100.0	

VALID CASES 588 MISSING CASES 117

V54 B16

VALUE LABEL	VALUE	FREQUENCY	PERCENT	VALID PERCENT	CUM PERCENT
	1	253	35.9	36.7	36.7
	3	81	11.5	11.7	48.4
	5	356	50.5	51.6	100.0
	8	9	1.3	MISSING	
	9	6	.9	MISSING	
	TOTAL	705	100.0	100.0	

VALID CASES 690 MISSING CASES 15

V55 B16A

VALUE LABEL	VALUE	FREQUENCY	PERCENT	VALID PERCENT	CUM PERCENT
	1	323	45.8	83.7	83.7
	2	63	8.9	16.3	100.0
	0	268	38.0	MISSING	
	8	23	3.3	MISSING	
	9	28	4.0	MISSING	
	TOTAL	705	100.0	100.0	

VALID CASES 386 MISSING CASES 319

V56 B17A

VALUE LABEL	VALUE	FREQUENCY	PERCENT	VALID PERCENT	CUM PERCENT
	1	407	57.7	58.1	58.1
	2	226	32.1	32.2	90.3
	3	51	7.2	7.3	97.6
	4	17	2.4	2.4	100.0
	8	1	.1	MISSING	
	9	3	.4	MISSING	
	TOTAL	705	100.0	100.0	

VALID CASES 701 MISSING CASES 4

V57 B17B

VALUE LABEL	VALUE	FREQUENCY	PERCENT	VALID PERCENT	CUM PERCENT
	1	243	34.5	35.0	35.0
	2	310	44.0	44.7	79.7
	3	124	17.6	17.9	97.6
	4	17	2.4	2.4	100.0
	8	7	1.0	MISSING	
	9	4	.6	MISSING	
	TOTAL	705	100.0	100.0	

VALID CASES 694 MISSING CASES 11

V58 B17C

VALUE LABEL	VALUE	FREQUENCY	PERCENT	VALID PERCENT	CUM PERCENT
	1	392	55.6	61.4	61.4
	2	166	23.5	26.0	87.5
	3	57	8.1	8.9	96.4
	4	23	3.3	3.6	100.0
	8	58	8.2	MISSING	
	9	9	1.3	MISSING	
	TOTAL	705	100.0	100.0	

VALID CASES 638 MISSING CASES 67

V59 B17D

VALUE LABEL	VALUE	FREQUENCY	PERCENT	VALID PERCENT	CUM PERCENT
	1	531	75.3	76.4	76.4
	2	132	18.7	19.0	95.4
	3	26	3.7	3.7	99.1
	4	.6	.9	.9	100.0
	8	4	.6	MISSING	
	9	6	.9	MISSING	
	TOTAL	705	100.0	100.0	

VALID CASES 695 MISSING CASES 10

V60 B17E

VALUE LABEL	VALUE	FREQUENCY	PERCENT	VALID PERCENT	CUM PERCENT
	1	578	82.0	83.3	83.3
	2	100	14.2	14.4	97.7
	3	13	1.8	1.9	99.6
	4	3	.4	.4	100.0
	8	5	.7	MISSING	
	9	6	.9	MISSING	
	TOTAL	705	100.0	100.0	

VALID CASES 694 MISSING CASES 11

V61 B17F

VALUE LABEL	VALUE	FREQUENCY	PERCENT	VALID PERCENT	CUM PERCENT
	1	253	35.9	41.0	41.0
	2	225	31.9	36.5	77.5
	3	102	14.5	16.5	94.0
	4	37	5.2	6.0	100.0
	8	73	10.4	MISSING	
	9	15	2.1	MISSING	
	TOTAL	705	100.0	100.0	

VALID CASES 617 MISSING CASES 88

V62 B17G

VALUE LABEL	VALUE	FREQUENCY	PERCENT	VALID PERCENT	CUM PERCENT
	1	484	68.7	69.5	69.5
	2	179	25.4	25.7	95.3
	3	27	3.8	3.9	99.1
	4	6	.9	.9	100.0
	8	1	.1	MISSING	
	9	8	1.1	MISSING	
	TOTAL	705	100.0	100.0	

VALID CASES 696 MISSING CASES 9

V63 B17H

VALUE LABEL	VALUE	FREQUENCY	PERCENT	VALID PERCENT	CUM PERCENT
	1	437	62.0	62.6	62.6
	2	207	29.4	29.7	92.3
	3	44	6.2	6.3	98.6
	4	10	1.4	1.4	100.0
	8	3	.4	MISSING	
	9	4	.6	MISSING	
	TOTAL	705	100.0	100.0	

VALID CASES 698 MISSING CASES 7

V64 B17I

VALUE LABEL	VALUE	FREQUENCY	PERCENT	VALID PERCENT	CUM PERCENT
	1	321	45.5	49.5	49.5
	2	244	34.6	37.7	87.2
	3	66	9.4	10.2	97.4
	4	17	2.4	2.6	100.0
	8	52	7.4	MISSING	
	9	5	.7	MISSING	
	TOTAL	705	100.0	100.0	

VALID CASES 648 MISSING CASES 57

V65 B18A

VALUE LABEL	VALUE	FREQUENCY	PERCENT	VALID PERCENT	CUM PERCENT
	1	246	34.9	45.7	45.7
	2	152	21.6	28.3	74.0
	3	72	10.2	13.4	87.4
	4	68	9.6	12.6	100.0
	0	156	22.1	MISSING	
	9	11	1.6	MISSING	
	TOTAL	705	100.0	100.0	

VALID CASES 538 MISSING CASES 167

V66 B18B

VALUE LABEL	VALUE	FREQUENCY	PERCENT	VALID PERCENT	CUM PERCENT
	1	15	2.1	14.0	14.0
	2	26	3.7	24.3	38.3
	3	27	3.8	25.2	63.6
	4	39	5.5	36.4	100.0
	0	573	81.3	MISSING	
	9	25	3.5	MISSING	
	TOTAL	705	100.0	100.0	

VALID CASES 107 MISSING CASES 598

V67 B18C

VALUE LABEL	VALUE	FREQUENCY	PERCENT	VALID PERCENT	CUM PERCENT
	1	82	11.6	26.4	26.4
	2	92	13.0	29.6	55.9
	3	64	9.1	20.6	76.5
	4	73	10.4	23.5	100.0
	0	376	53.3	MISSING	
	9	18	2.6	MISSING	
	TOTAL	705	100.0	100.0	

VALID CASES 311 MISSING CASES 394

V68 B18D

VALUE LABEL	VALUE	FREQUENCY	PERCENT	VALID PERCENT	CUM PERCENT
	1	44	6.2	12.5	12.5
	2	85	12.1	24.2	36.8
	3	115	16.3	32.8	69.5
	4	107	15.2	30.5	100.0
	0	337	47.8	MISSING	
	8	1	.1	MISSING	
	9	16	2.3	MISSING	
	TOTAL	705	100.0	100.0	

VALID CASES 351 MISSING CASES 354

V69 B18E

VALUE LABEL	VALUE	FREQUENCY	PERCENT	VALID PERCENT	CUM PERCENT
	1	173	24.5	32.3	32.3
	2	126	17.9	23.6	55.9
	3	145	20.6	27.1	83.0
	4	91	12.9	17.0	100.0
	0	157	22.3	MISSING	
	9	13	1.8	MISSING	
	TOTAL	705	100.0	100.0	

VALID CASES 535 MISSING CASES 170

V70 B18F

VALUE LABEL	VALUE	FREQUENCY	PERCENT	VALID PERCENT	CUM PERCENT
	1	21	3.0	18.9	18.9
	2	34	4.8	30.6	49.5
	3	25	3.5	22.5	72.1
	4	31	4.4	27.9	100.0
	0	566	80.3	MISSING	
	9	28	4.0	MISSING	
	TOTAL	705	100.0	100.0	

VALID CASES 111 MISSING CASES 594

V71 B18G

VALUE LABEL	VALUE	FREQUENCY	PERCENT	VALID PERCENT	CUM PERCENT
	1	112	15.9	23.2	23.2
	2	133	18.9	27.5	50.7
	3	136	19.3	28.2	78.9
	4	102	14.5	21.1	100.0
	0	207	29.4	MISSING	
	9	15	2.1	MISSING	
	TOTAL	705	100.0	100.0	

VALID CASES 483 MISSING CASES 222

V72 B18H

VALUE LABEL	VALUE	FREQUENCY	PERCENT	VALID PERCENT	CUM PERCENT
	1	22	3.1	9.1	9.1
	2	34	4.8	14.1	23.2
	3	67	9.5	27.8	51.0
	4	118	16.7	49.0	100.0
	0	443	62.8	MISSING	
	8	1	.1	MISSING	
	9	20	2.8	MISSING	
	TOTAL	705	100.0	100.0	

VALID CASES 241 MISSING CASES 464

V73 B18I

VALUE LABEL	VALUE	FREQUENCY	PERCENT	VALID PERCENT	CUM PERCENT
	1	13	1.8	9.0	9.0
	2	23	3.3	15.9	24.8
	3	44	6.2	30.3	55.2
	4	65	9.2	44.8	100.0
	0	536	76.0	MISSING	
	9	24	3.4	MISSING	
	TOTAL	705	100.0	100.0	

VALID CASES 145 MISSING CASES 560

V74 B18X

VALUE LABEL	VALUE	FREQUENCY	PERCENT	VALID PERCENT	CUM PERCENT
	1	666	94.5	95.1	95.1
	5	34	4.8	4.9	100.0
	9	5	.7	MISSING	
	TOTAL	705	100.0	100.0	

VALID CASES 700 MISSING CASES 5

V75 B19

VALUE LABEL	VALUE	FREQUENCY	PERCENT	VALID PERCENT	CUM PERCENT
	1	615	87.2	87.5	87.5
	2	88	12.5	12.5	100.0
	9	2	.3	MISSING	
	TOTAL	705	100.0	100.0	

VALID CASES 703 MISSING CASES 2

V76 B20A

VALUE LABEL	VALUE	FREQUENCY	PERCENT	VALID PERCENT	CUM PERCENT
	1	386	54.8	55.1	55.1
	2	270	38.3	38.5	93.6
	3	31	4.4	4.4	98.0
	4	14	2.0	2.0	100.0
	8	1	.1	MISSING	
	9	3	.4	MISSING	
	TOTAL	705	100.0	100.0	

VALID CASES 701 MISSING CASES 4

V77 B20B

VALUE LABEL	VALUE	FREQUENCY	PERCENT	VALID PERCENT	CUM PERCENT
	1	142	20.1	20.5	20.5
	2	357	50.6	51.4	71.9
	3	146	20.7	21.0	92.9
	4	49	7.0	7.1	100.0
	8	3	.4	MISSING	
	9	8	1.1	MISSING	
	TOTAL	705	100.0	100.0	

VALID CASES 694 MISSING CASES 11

V78 B20C

VALUE LABEL	VALUE	FREQUENCY	PERCENT	VALID PERCENT	CUM PERCENT
	1	474	67.2	68.4	68.4
	2	189	26.8	27.3	95.7
	3	23	3.3	3.3	99.0
	4	7	1.0	1.0	100.0
	8	10	1.4	MISSING	
	9	2	.3	MISSING	
	TOTAL	705	100.0	100.0	

VALID CASES 693 MISSING CASES 12

V79 B20D

VALUE LABEL	VALUE	FREQUENCY	PERCENT	VALID PERCENT	CUM PERCENT
	1	591	83.8	84.7	84.7
	2	92	13.0	13.2	97.9
	3	9	1.3	1.3	99.1
	4	6	.9	.9	100.0
	8	3	.4	MISSING	
	9	4	.6	MISSING	
	TOTAL	705	100.0	100.0	

VALID CASES 698 MISSING CASES 7

V80 B21

VALUE LABEL	VALUE	FREQUENCY	PERCENT	VALID PERCENT	CUM PERCENT
	1	100	14.2	14.8	14.8
	3	213	30.2	31.5	46.2
	5	364	51.6	53.8	100.0
	8	22	3.1	MISSING	
	9	6	.9	MISSING	
	TOTAL	705	100.0	100.0	

VALID CASES 677 MISSING CASES 28

V81 B22A

VALUE LABEL	VALUE	FREQUENCY	PERCENT	VALID PERCENT	CUM PERCENT
	1	457	64.8	65.1	65.1
	2	215	30.5	30.6	95.7
	3	23	3.3	3.3	99.0
	4	7	1.0	1.0	100.0
	8	1	.1	MISSING	
	9	2	.3	MISSING	
	TOTAL	705	100.0	100.0	

VALID CASES 702 MISSING CASES 3

V82 B22B

VALUE LABEL	VALUE	FREQUENCY	PERCENT	VALID PERCENT	CUM PERCENT
	1	195	27.7	29.3	29.3
	2	334	47.4	50.2	79.4
	3	92	13.0	13.8	93.2
	4	45	6.4	6.8	100.0
	8	27	3.8	MISSING	
	9	12	1.7	MISSING	
	TOTAL	705	100.0	100.0	

VALID CASES 666 MISSING CASES 39

V83 B22C

VALUE LABEL	VALUE	FREQUENCY	PERCENT	VALID PERCENT	CUM PERCENT
	1	80	11.3	11.5	11.5
	2	174	24.7	25.0	36.5
	3	210	29.8	30.2	66.8
	4	231	32.8	33.2	100.0
	8	4	.6	MISSING	
	9	6	.9	MISSING	
	TOTAL	705	100.0	100.0	

VALID CASES 695 MISSING CASES 10

V84 B22D

VALUE LABEL	VALUE	FREQUENCY	PERCENT	VALID PERCENT	CUM PERCENT
	1	372	52.8	53.4	53.4
	2	225	31.9	32.3	85.8
	3	75	10.6	10.8	96.6
	4	24	3.4	3.4	100.0
	8	3	.4	MISSING	
	9	6	.9	MISSING	
	TOTAL	705	100.0	100.0	

VALID CASES 696 MISSING CASES 9

V85 C1A

VALUE LABEL	VALUE	FREQUENCY	PERCENT	VALID PERCENT	CUM PERCENT
	1	400	56.7	65.3	65.3
	5	213	30.2	34.7	100.0
	9	92	13.0	MISSING	
	TOTAL	705	100.0	100.0	

VALID CASES 613 MISSING CASES 92

V86 C2A

VALUE LABEL	VALUE	FREQUENCY	PERCENT	VALID PERCENT	CUM PERCENT
	1	362	51.3	91.2	91.2
	2	22	3.1	5.5	96.7
	3	10	1.4	2.5	99.2
	5	2	.3	.5	99.7
	6	1	.1	.3	100.0
	0	213	30.2	MISSING	
	99	95	13.5	MISSING	
	TOTAL	705	100.0	100.0	

VALID CASES 397 MISSING CASES 308

V87 C1B

VALUE LABEL	VALUE	FREQUENCY	PERCENT	VALID PERCENT	CUM PERCENT
	1	111	15.7	19.0	19.0
	5	472	67.0	81.0	100.0
	9	122	17.3	MISSING	
	TOTAL	705	100.0	100.0	

VALID CASES 583 MISSING CASES 122

V88 C2B

VALUE LABEL	VALUE	FREQUENCY	PERCENT	VALID PERCENT	CUM PERCENT
	1	83	11.8	75.5	75.5
	2	17	2.4	15.5	90.9
	3	6	.9	5.5	96.4
	4	2	.3	1.8	98.2
	5	1	.1	.9	99.1
	6	1	.1	.9	100.0
	0	472	67.0	MISSING	
	99	123	17.4	MISSING	
	TOTAL	705	100.0	100.0	

VALID CASES 110 MISSING CASES 595

V89 C1C

VALUE LABEL	VALUE	FREQUENCY	PERCENT	VALID PERCENT	CUM PERCENT
	1	115	16.3	19.8	19.8
	5	467	66.2	80.2	100.0
	9	123	17.4	MISSING	
	TOTAL	705	100.0	100.0	

VALID CASES 582 MISSING CASES 123

V90 C2C

VALUE LABEL	VALUE	FREQUENCY	PERCENT	VALID PERCENT	CUM PERCENT
	1	96	13.6	88.1	88.1
	2	7	1.0	6.4	94.5
	3	3	.4	2.8	97.2
	4	3	.4	2.8	100.0
	0	467	66.2	MISSING	
	99	129	18.3	MISSING	
	TOTAL	705	100.0	100.0	

VALID CASES 109 MISSING CASES 596

V91 C1D

VALUE LABEL	VALUE	FREQUENCY	PERCENT	VALID PERCENT	CUM PERCENT
	1	31	4.4	5.4	5.4
	5	542	76.9	94.6	100.0
	9	132	18.7	MISSING	
	TOTAL	705	100.0	100.0	

VALID CASES 573 MISSING CASES 132

V92 C2D

VALUE LABEL	VALUE	FREQUENCY	PERCENT	VALID PERCENT	CUM PERCENT
	1	22	3.1	75.9	75.9
	2	6	.9	20.7	96.6
	4	1	.1	3.4	100.0
	0	542	76.9	MISSING	
	99	134	19.0	MISSING	
	TOTAL	705	100.0	100.0	

VALID CASES 29 MISSING CASES 676

V93 C1E

VALUE LABEL	VALUE	FREQUENCY	PERCENT	VALID PERCENT	CUM PERCENT
	1	175	24.8	29.4	29.4
	5	420	59.6	70.6	100.0
	9	110	15.6	MISSING	
	TOTAL	705	100.0	100.0	

VALID CASES 595 MISSING CASES 110

V94 C2E

VALUE LABEL	VALUE	FREQUENCY	PERCENT	VALID PERCENT	CUM PERCENT
	1	108	15.3	63.2	63.2
	2	39	5.5	22.8	86.0
	3	14	2.0	8.2	94.2
	4	8	1.1	4.7	98.8
	6	2	.3	1.2	100.0
	0	420	59.6	MISSING	
	99	114	16.2	MISSING	
	TOTAL	705	100.0	100.0	

VALID CASES 171 MISSING CASES 534

V95 C1F

VALUE LABEL	VALUE	FREQUENCY	PERCENT	VALID PERCENT	CUM PERCENT
	1	27	3.8	4.8	4.8
	5	540	76.6	95.2	100.0
	9	138	19.6	MISSING	
	TOTAL	705	100.0	100.0	

VALID CASES 567 MISSING CASES 138

V96 C2F

VALUE LABEL	VALUE	FREQUENCY	PERCENT	VALID PERCENT	CUM PERCENT
	1	24	3.4	88.9	88.9
	2	3	.4	11.1	100.0
	0	540	76.6	MISSING	
	99	138	19.6	MISSING	
	TOTAL	705	100.0	100.0	

VALID CASES 27 MISSING CASES 678

V97 C1G

VALUE LABEL	VALUE	FREQUENCY	PERCENT	VALID PERCENT	CUM PERCENT
	1	68	9.6	11.8	11.8
	5	507	71.9	88.2	100.0
	9	130	18.4	MISSING	
	TOTAL	705	100.0	100.0	

VALID CASES 575 MISSING CASES 130

V98 TY=C

VALUE LABEL	VALUE	FREQUENCY	PERCENT	VALID PERCENT	CUM PERCENT
	1	42	6.0	63.6	63.6
	2	12	1.7	18.2	81.8
	3	8	1.1	12.1	93.9
	4	2	.3	3.0	97.0
	5	1	.1	1.5	98.5
	6	1	.1	1.5	100.0
	0	507	71.9	MISSING	
	99	132	18.7	MISSING	
	TOTAL	705	100.0	100.0	

VALID CASES 66 MISSING CASES 639

V99 C2X

VALUE LABEL	VALUE	FREQUENCY	PERCENT	VALID PERCENT	CUM PERCENT
	1	516	73.2	100.0	100.0
	0	188	26.7	MISSING	
	9	1	.1	MISSING	
	TOTAL	705	100.0	100.0	

VALID CASES 516 MISSING CASES 189

V100 C3

VALUE LABEL	VALUE	FREQUENCY	PERCENT	VALID PERCENT	CUM PERCENT
	1	155	22.0	22.0	22.0
	5	548	77.7	78.0	100.0
	9	2	.3	MISSING	
	TOTAL	705	100.0	100.0	

VALID CASES 703 MISSING CASES 2

V101 C3A

VALUE LABEL	VALUE	FREQUENCY	PERCENT	VALID PERCENT	CUM PERCENT
	1	93	13.2	63.3	63.3
	2	30	4.3	20.4	83.7
	3	13	1.8	8.8	92.5
	4	6	.9	4.1	96.6
	5	2	.3	1.4	98.0
	6	1	.1	.7	98.6
	7	1	.1	.7	99.3
	10	1	.1	.7	100.0
	0	550	78.0	MISSING	
	99	8	1.1	MISSING	
	TOTAL	705	100.0	100.0	

VALID CASES 147 MISSING CASES 558

V103 C3B.2

VALUE LABEL	VALUE	FREQUENCY	PERCENT	VALID PERCENT	CUM PERCENT
	110	1	.1	1.8	1.8
	120	1	.1	1.8	3.6
	127	2	.3	3.6	7.3
	130	4	.6	7.3	14.5
	325	1	.1	1.8	16.4
	327	2	.3	3.6	20.0
	330	2	.3	3.6	23.6
	510	1	.1	1.8	25.5
	520	5	.7	9.1	34.5
	522	2	.3	3.6	38.2
	529	1	.1	1.8	40.0
	530	3	.4	5.5	45.5
	915	1	.1	1.8	47.3
	918	1	.1	1.8	49.1
	920	1	.1	1.8	50.9
	922	1	.1	1.8	52.7
	923	1	.1	1.8	54.5
	927	5	.7	9.1	63.6
	928	4	.6	7.3	70.9
	929	1	.1	1.8	72.7
	930	12	1.7	21.8	94.5
	932	1	.1	1.8	96.4
	997	2	.3	3.6	100.0
	0	649	92.1	MISSING	
	999	1	.1	MISSING	
	TOTAL	705	100.0	100.0	
VALID CASES	55	MISSING CASES	650		

V104 C3B.3

VALUE LABEL	VALUE	FREQUENCY	PERCENT	VALID PERCENT	CUM PERCENT
	127	1	.1	4.3	4.3
	130	6	.9	26.1	30.4
	520	1	.1	4.3	34.8
	525	1	.1	4.3	39.1
	529	1	.1	4.3	43.5
	530	1	.1	4.3	47.8
	920	1	.1	4.3	52.2
	923	1	.1	4.3	56.5
	927	1	.1	4.3	60.9
	928	3	.4	13.0	73.9
	930	4	.6	17.4	91.3
	997	2	.3	8.7	100.0
	0	681	96.6	MISSING	
	999	1	.1	MISSING	
	TOTAL	705	100.0	100.0	

VALID CASES 23 MISSING CASES 682

V105 C4

VALUE LABEL	VALUE	FREQUENCY	PERCENT	VALID PERCENT	CUM PERCENT
	1	156	22.1	22.1	22.1
	2	88	12.5	12.5	34.6
	3	461	65.4	65.4	100.0
	TOTAL	705	100.0	100.0	

VALID CASES 705 MISSING CASES 0

V106 C5

VALUE LABEL	VALUE	FREQUENCY	PERCENT	VALID PERCENT	CUM PERCENT
	1	30	4.3	34.9	34.9
	2	56	7.9	65.1	100.0
	0	617	87.5	MISSING	
	9	2	.3	MISSING	
	TOTAL	705	100.0	100.0	

VALID CASES 86 MISSING CASES 619

V107 C6D

VALUE LABEL	VALUE	FREQUENCY	PERCENT	VALID PERCENT	CUM PERCENT
	1	30	4.3	100.0	100.0
	0	675	95.7	MISSING	
	TOTAL	705	100.0	100.0	

VALID CASES 30 MISSING CASES 675

V108 C7

VALUE LABEL	VALUE	FREQUENCY	PERCENT	VALID PERCENT	CUM PERCENT
	1	69	9.8	78.4	78.4
	2	19	2.7	21.6	100.0
	0	617	87.5	MISSING	
	TOTAL	705	100.0	100.0	

VALID CASES 88 MISSING CASES 617

V109 C8D

VALUE LABEL	VALUE	FREQUENCY	PERCENT	VALID PERCENT	CUM PERCENT
	1	67	9.5	98.5	98.5
	5	1	.1	1.5	100.0
	0	636	90.2	MISSING	
	8	1	.1	MISSING	
	TOTAL	705	100.0	100.0	

VALID CASES 68 MISSING CASES 637

V110 C9

VALUE LABEL	VALUE	FREQUENCY	PERCENT	VALID PERCENT	CUM PERCENT
	1	25	3.5	28.4	28.4
	2	63	8.9	71.6	100.0
	0	617	87.5	MISSING	
	TOTAL	705	100.0	100.0	

VALID CASES 88 MISSING CASES 617

V111 C10

VALUE LABEL	VALUE	FREQUENCY	PERCENT	VALID PERCENT	CUM PERCENT
	1	15	2.1	23.8	23.8
	5	48	6.8	76.2	100.0
	0	642	91.1	MISSING	
	TOTAL	705	100.0	100.0	

VALID CASES 63 MISSING CASES 642

V112 C11A

VALUE LABEL	VALUE	FREQUENCY	PERCENT	VALID PERCENT	CUM PERCENT
	1	15	2.1	100.0	100.0
	0	690	97.9	MISSING	
	TOTAL	705	100.0	100.0	

VALID CASES 15 MISSING CASES 690

V113 C12A.1

VALUE LABEL	VALUE	FREQUENCY	PERCENT	VALID PERCENT	CUM PERCENT
	13	1	.1	7.1	7.1
	16	1	.1	7.1	14.3
	29	2	.3	14.3	28.6
	31	1	.1	7.1	35.7
	41	1	.1	7.1	42.9
	56	1	.1	7.1	50.0
	57	2	.3	14.3	64.3
	63	1	.1	7.1	71.4
	94	4	.6	28.6	100.0
	0	690	97.9	MISSING	
	99	1	.1	MISSING	
	TOTAL	705	100.0	100.0	

VALID CASES 14 MISSING CASES 691

V114 C12A.2

VALUE LABEL	VALUE	FREQUENCY	PERCENT	VALID PERCENT	CUM PERCENT
	13	1	.1	20.0	20.0
	21	1	.1	20.0	40.0
	52	1	.1	20.0	60.0
	59	1	.1	20.0	80.0
	94	1	.1	20.0	100.0
	0	700	99.3	MISSING	
	TOTAL	705	100.0	100.0	

VALID CASES 5 MISSING CASES 700

V115 C12A.3

VALUE LABEL	VALUE	FREQUENCY	PERCENT	VALID PERCENT	CUM PERCENT
	16	1	.1	33.3	33.3
	59	1	.1	33.3	66.7
	94	1	.1	33.3	100.0
	0	702	99.6	MISSING	
	TOTAL	705	100.0	100.0	

VALID CASES 3 MISSING CASES 702

V116 C11B

VALUE LABEL	VALUE	FREQUENCY	PERCENT	VALID PERCENT	CUM PERCENT
	1	6	.9	40.0	40.0
	5	9	1.3	60.0	100.0
	0	690	97.9	MISSING	
	TOTAL	705	100.0	100.0	

VALID CASES 15 MISSING CASES 690

V117 C12B.1

VALUE LABEL	VALUE	FREQUENCY	PERCENT	VALID PERCENT	CUM PERCENT
	9	1	.1	16.7	16.7
	31	1	.1	16.7	33.3
	37	1	.1	16.7	50.0
	44	1	.1	16.7	66.7
	57	1	.1	16.7	83.3
	94	1	.1	16.7	100.0
	0	699	99.1	MISSING	
	TOTAL	705	100.0	100.0	

VALID CASES 6 MISSING CASES 699

V118 C12B.2

VALUE LABEL	VALUE	FREQUENCY	PERCENT	VALID PERCENT	CUM PERCENT
	32	1	.1	33.3	33.3
	90	1	.1	33.3	66.7
	97	1	.1	33.3	100.0
	0	702	99.6	MISSING	
	TOTAL	705	100.0	100.0	

VALID CASES 3 MISSING CASES 702

V119 C12B.3

VALUE LABEL	VALUE	FREQUENCY	PERCENT	VALID PERCENT	CUM PERCENT
	0	705	100.0	MISSING	
	TOTAL	705	100.0	100.0	

VALID CASES 0 MISSING CASES 705

V120 C11C

VALUE LABEL	VALUE	FREQUENCY	PERCENT	VALID PERCENT	CUM PERCENT
	5	15	2.1	100.0	100.0
	0	690	97.9	MISSING	
	TOTAL	705	100.0	100.0	

VALID CASES 15 MISSING CASES 690

V121 C12C.1

VALUE LABEL	VALUE	FREQUENCY	PERCENT	VALID PERCENT	CUM PERCENT
	0	705	100.0	MISSING	
	TOTAL	705	100.0	100.0	

VALID CASES 0 MISSING CASES 705

V122 C12C.2

VALUE LABEL	VALUE	FREQUENCY	PERCENT	VALID PERCENT	CUM PERCENT
	0	705	100.0	MISSING	
	TOTAL	705	100.0	100.0	

VALID CASES 0 MISSING CASES 705

V123 C12C.3

VALUE LABEL	VALUE	FREQUENCY	PERCENT	VALID PERCENT	CUM PERCENT
	0	705	100.0	MISSING	
	TOTAL	705	100.0	100.0	
VALID CASES	0	MISSING CASES	705		

V124 C13

VALUE LABEL	VALUE	FREQUENCY	PERCENT	VALID PERCENT	CUM PERCENT
	1	89	12.6	20.0	20.0
	5	355	50.4	80.0	100.0
	0	244	34.6	MISSING	
	8	8	1.1	MISSING	
	9	9	1.3	MISSING	
	TOTAL	705	100.0	100.0	
VALID CASES	444	MISSING CASES	261		

V125 C14A

VALUE LABEL	VALUE	FREQUENCY	PERCENT	VALID PERCENT	CUM PERCENT
	1	88	12.5	98.9	98.9
	5	1	.1	1.1	100.0
	0	616	87.4	MISSING	
	TOTAL	705	100.0	100.0	
VALID CASES	89	MISSING CASES	616		

V126 C15A.1

VALUE LABEL	VALUE	FREQUENCY	PERCENT	VALID PERCENT	CUM PERCENT
	7	1	.1	1.4	1.4
	8	1	.1	1.4	2.8
	9	1	.1	1.4	4.2
	10	1	.1	1.4	5.6
	13	4	.6	5.6	11.1
	16	2	.3	2.8	13.9
	18	3	.4	4.2	18.1
	21	1	.1	1.4	19.4
	26	2	.3	2.8	22.2
	29	4	.6	5.6	27.8
	31	2	.3	2.8	30.6
	32	2	.3	2.8	33.3
	35	1	.1	1.4	34.7
	37	1	.1	1.4	36.1
	38	1	.1	1.4	37.5
	55	1	.1	1.4	38.9
	57	10	1.4	13.9	52.8
	61	2	.3	2.8	55.6
	63	1	.1	1.4	56.9
	64	1	.1	1.4	58.3
	90	4	.6	5.6	63.9
	94	24	3.4	33.3	97.2
	97	2	.3	2.8	100.0
	0	617	87.5	MISSING	
	98	11	1.6	MISSING	
	99	5	.7	MISSING	
	TOTAL	705	100.0	100.0	
VALID CASES	72	MISSING CASES	633		

V127 C15A.2

VALUE LABEL	VALUE	FREQUENCY	PERCENT	VALID PERCENT	CUM PERCENT
	8	1	.1	4.0	4.0
	16	2	.3	8.0	12.0
	18	1	.1	4.0	16.0
	29	1	.1	4.0	20.0
	31	2	.3	8.0	28.0
	32	4	.6	16.0	44.0
	37	1	.1	4.0	48.0
	63	1	.1	4.0	52.0
	82	1	.1	4.0	56.0
	92	1	.1	4.0	60.0
	94	9	1.3	36.0	96.0
	97	1	.1	4.0	100.0
	0	678	96.2	MISSING	
	99	2	.3	MISSING	
TOTAL		705	100.0	100.0	

VALID CASES 25 MISSING CASES 680

V128 C15A.3

VALUE LABEL	VALUE	FREQUENCY	PERCENT	VALID PERCENT	CUM PERCENT
	7	1	.1	10.0	10.0
	18	1	.1	10.0	20.0
	29	1	.1	10.0	30.0
	31	1	.1	10.0	40.0
	57	1	.1	10.0	50.0
	90	1	.1	10.0	60.0
	94	4	.6	40.0	100.0
	0	693	98.3	MISSING	
	99	2	.3	MISSING	
TOTAL		705	100.0	100.0	

VALID CASES 10 MISSING CASES 695

V129 C14B

VALUE LABEL	VALUE	FREQUENCY	PERCENT	VALID PERCENT	CUM PERCENT
	1	15	2.1	17.0	17.0
	5	73	10.4	83.0	100.0
	0	616	87.4	MISSING	
	9	1	.1	MISSING	
	TOTAL	705	100.0	100.0	

VALID CASES 88 MISSING CASES 617

V130 C15B.1

VALUE LABEL	VALUE	FREQUENCY	PERCENT	VALID PERCENT	CUM PERCENT
	18	1	.1	7.1	7.1
	29	1	.1	7.1	14.3
	31	1	.1	7.1	21.4
	57	3	.4	21.4	42.9
	90	2	.3	14.3	57.1
	92	1	.1	7.1	64.3
	94	5	.7	35.7	100.0
	0	689	97.7	MISSING	
	99	2	.3	MISSING	
	TOTAL	705	100.0	100.0	

VALID CASES 14 MISSING CASES 691

V131 C15B.2

VALUE LABEL	VALUE	FREQUENCY	PERCENT	VALID PERCENT	CUM PERCENT
	32	1	.1	33.3	33.3
	94	2	.3	66.7	100.0
	0	700	99.3	MISSING	
	99	2	.3	MISSING	
	TOTAL	705	100.0	100.0	

VALID CASES 3 MISSING CASES 702

V132 C15B.3

VALUE LABEL	VALUE	FREQUENCY	PERCENT	VALID PERCENT	CUM PERCENT
	94	1	.1	100.0	100.0
	0	702	99.6	MISSING	
	99	2	.3	MISSING	
	TOTAL	705	100.0	100.0	

VALID CASES 1 MISSING CASES 704

V133 C14C

VALUE LABEL	VALUE	FREQUENCY	PERCENT	VALID PERCENT	CUM PERCENT
	1	3	.4	3.4	3.4
	5	85	12.1	96.6	100.0
	0	616	87.4	MISSING	
	9	1	.1	MISSING	
	TOTAL	705	100.0	100.0	

VALID CASES 88 MISSING CASES 617

V134 C15C.1

VALUE LABEL	VALUE	FREQUENCY	PERCENT	VALID PERCENT	CUM PERCENT
	31	1	.1	33.3	33.3
	38	1	.1	33.3	66.7
	94	1	.1	33.3	100.0
	0	701	99.4	MISSING	
	99	1	.1	MISSING	
	TOTAL	705	100.0	100.0	

VALID CASES 3 MISSING CASES 702

V135 C15C.2

VALUE LABEL	VALUE	FREQUENCY	PERCENT	VALID PERCENT	CUM PERCENT
	38	1	.1	50.0	50.0
	94	1	.1	50.0	100.0
	0	702	99.6	MISSING	
	99	1	.1	MISSING	
	TOTAL	705	100.0	100.0	

VALID CASES 2 MISSING CASES 703

V136 C15C.3

VALUE LABEL	VALUE	FREQUENCY	PERCENT	VALID PERCENT	CUM PERCENT
	94	1	.1	100.0	100.0
	0	703	99.7	MISSING	
	99	1	.1	MISSING	
	TOTAL	705	100.0	100.0	

VALID CASES 1 MISSING CASES 704

V137 D1

VALUE LABEL	VALUE	FREQUENCY	PERCENT	VALID PERCENT	CUM PERCENT
	1	31	4.4	4.4	4.4
	5	671	95.2	95.6	100.0
	8	3	.4	MISSING	
	TOTAL	705	100.0	100.0	

VALID CASES 702 MISSING CASES 3

V138 D2

VALUE LABEL	VALUE	FREQUENCY	PERCENT	VALID PERCENT	CUM PERCENT
	1	523	74.2	74.3	74.3
	2	133	18.9	18.9	93.2
	3	17	2.4	2.4	95.6
	4	8	1.1	1.1	96.7
	7	23	3.3	3.3	100.0
	9	1	.1	MISSING	
	TOTAL	705	100.0	100.0	

VALID CASES 704 MISSING CASES 1

V139 D3

VALUE LABEL	VALUE	FREQUENCY	PERCENT	VALID PERCENT	CUM PERCENT
	1	137	19.4	19.8	19.8
	2	231	32.8	33.4	53.2
	3	198	28.1	28.6	81.8
	4	80	11.3	11.6	93.4
	5	46	6.5	6.6	100.0
	8	12	1.7	MISSING	
	9	1	.1	MISSING	
	TOTAL	705	100.0	100.0	

VALID CASES 692 MISSING CASES 13

V140 D4

VALUE LABEL	VALUE	FREQUENCY	PERCENT	VALID PERCENT	CUM PERCENT
	1	331	47.0	47.6	47.6
	2	275	39.0	39.6	87.2
	3	55	7.8	7.9	95.1
	4	34	4.8	4.9	100.0
	8	1	.1	MISSING	
	9	9	1.3	MISSING	
	TOTAL	705	100.0	100.0	

VALID CASES 695 MISSING CASES 10

V141 D5

VALUE LABEL	VALUE	FREQUENCY	PERCENT	VALID PERCENT	CUM PERCENT
	1	552	78.3	78.3	78.3
	2	153	21.7	21.7	100.0
	TOTAL	705	100.0	100.0	

VALID CASES 705 MISSING CASES 0

V142 D6A

VALUE LABEL	VALUE	FREQUENCY	PERCENT	VALID PERCENT	CUM PERCENT
	1	61	8.7	40.4	40.4
	2	50	7.1	33.1	73.5
	3	26	3.7	17.2	90.7
	4	14	2.0	9.3	100.0
	0	552	78.3	MISSING	
	8	1	.1	MISSING	
	9	1	.1	MISSING	
	TOTAL	705	100.0	100.0	

VALID CASES 151 MISSING CASES 554

V143 D6B

VALUE LABEL	VALUE	FREQUENCY	PERCENT	VALID PERCENT	CUM PERCENT
	1	85	12.1	56.3	56.3
	2	54	7.7	35.8	92.1
	3	10	1.4	6.6	98.7
	4	2	.3	1.3	100.0
	0	552	78.3	MISSING	
	8	1	.1	MISSING	
	9	1	.1	MISSING	
	TOTAL	705	100.0	100.0	

VALID CASES 151 MISSING CASES 554

V144 D6C

VALUE LABEL	VALUE	FREQUENCY	PERCENT	VALID PERCENT	CUM PERCENT
	1	45	6.4	30.2	30.2
	2	71	10.1	47.7	77.9
	3	23	3.3	15.4	93.3
	4	10	1.4	6.7	100.0
	0	552	78.3	MISSING	
	8	3	.4	MISSING	
	9	1	.1	MISSING	
	TOTAL	705	100.0	100.0	

VALID CASES 149 MISSING CASES 556

V145 D6D

VALUE LABEL	VALUE	FREQUENCY	PERCENT	VALID PERCENT	CUM PERCENT
	1	81	11.5	54.0	54.0
	2	57	8.1	38.0	92.0
	3	10	1.4	6.7	98.7
	4	2	.3	1.3	100.0
	0	552	78.3	MISSING	
	8	1	.1	MISSING	
	9	2	.3	MISSING	
	TOTAL	705	100.0	100.0	

VALID CASES 150 MISSING CASES 555

V146 D6E

VALUE LABEL	VALUE	FREQUENCY	PERCENT	VALID PERCENT	CUM PERCENT
	1	25	3.5	16.4	16.4
	2	50	7.1	32.9	49.3
	3	45	6.4	29.6	78.9
	4	32	4.5	21.1	100.0
	0	552	78.3	MISSING	
	9	1	.1	MISSING	
	TOTAL	705	100.0	100.0	

VALID CASES 152 MISSING CASES 553

V147 D6F

VALUE LABEL	VALUE	FREQUENCY	PERCENT	VALID PERCENT	CUM PERCENT
	1	10	1.4	6.6	6.6
	2	12	1.7	7.9	14.6
	3	41	5.8	27.2	41.7
	4	88	12.5	58.3	100.0
	0	552	78.3	MISSING	
	9	2	.3	MISSING	
	TOTAL	705	100.0	100.0	

VALID CASES 151 MISSING CASES 554

V148 D7A

VALUE LABEL	VALUE	FREQUENCY	PERCENT	VALID PERCENT	CUM PERCENT
	1	29	4.1	19.1	19.1
	2	37	5.2	24.3	43.4
	3	40	5.7	26.3	69.7
	4	46	6.5	30.3	100.0
	0	552	78.3	MISSING	
	9	1	.1	MISSING	
	TOTAL	705	100.0	100.0	

VALID CASES 152 MISSING CASES 553

V149 D7B

VALUE LABEL	VALUE	FREQUENCY	PERCENT	VALID PERCENT	CUM PERCENT
	1	48	6.8	32.7	32.7
	2	51	7.2	34.7	67.3
	3	31	4.4	21.1	88.4
	4	17	2.4	11.6	100.0
	0	552	78.3	MISSING	
	9	6	.9	MISSING	
	TOTAL	705	100.0	100.0	

VALID CASES 147 MISSING CASES 558

V150 D7C

VALUE LABEL	VALUE	FREQUENCY	PERCENT	VALID PERCENT	CUM PERCENT
	1	56	7.9	36.8	36.8
	2	54	7.7	35.5	72.4
	3	20	2.8	13.2	85.5
	4	22	3.1	14.5	100.0
	0	552	78.3	MISSING	
	9	1	.1	MISSING	
	TOTAL	705	100.0	100.0	

VALID CASES 152 MISSING CASES 553

V151 E1

VALUE LABEL	VALUE	FREQUENCY	PERCENT	VALID PERCENT	CUM PERCENT
	1	182	25.8	25.9	25.9
	2	232	32.9	33.0	58.9
	3	169	24.0	24.0	82.9
	4	88	12.5	12.5	95.4
	5	32	4.5	4.6	100.0
	9	2	.3	MISSING	
	TOTAL	705	100.0	100.0	

VALID CASES 703 MISSING CASES 2

V152 E2A

VALUE LABEL	VALUE	FREQUENCY	PERCENT	VALID PERCENT	CUM PERCENT
	1	533	75.6	75.6	75.6
	5	172	24.4	24.4	100.0
	TOTAL	705	100.0	100.0	

VALID CASES 705 MISSING CASES 0

V153 E2B

VALUE LABEL	VALUE	FREQUENCY	PERCENT	VALID PERCENT	CUM PERCENT
	1	165	23.4	23.4	23.4
	5	540	76.6	76.6	100.0
	TOTAL	705	100.0	100.0	

VALID CASES 705 MISSING CASES 0

V154 E2C

VALUE LABEL	VALUE	FREQUENCY	PERCENT	VALID PERCENT	CUM PERCENT
	1	104	14.8	14.8	14.8
	5	601	85.2	85.2	100.0
	TOTAL	705	100.0	100.0	

VALID CASES 705 MISSING CASES 0

V155 E2D

VALUE LABEL	VALUE	FREQUENCY	PERCENT	VALID PERCENT	CUM PERCENT
	1	289	41.0	41.0	41.0
	5	416	59.0	59.0	100.0
	TOTAL	705	100.0	100.0	

VALID CASES 705 MISSING CASES 0

V156 E2E

VALUE LABEL	VALUE	FREQUENCY	PERCENT	VALID PERCENT	CUM PERCENT
	1	451	64.0	64.0	64.0
	5	254	36.0	36.0	100.0
	TOTAL	705	100.0	100.0	

VALID CASES 705 MISSING CASES 0

V157 E2F

VALUE LABEL	VALUE	FREQUENCY	PERCENT	VALID PERCENT	CUM PERCENT
	1	532	75.5	75.5	75.5
	5	173	24.5	24.5	100.0
	TOTAL	705	100.0	100.0	

VALID CASES 705 MISSING CASES 0

V158 E2G

VALUE LABEL	VALUE	FREQUENCY	PERCENT	VALID PERCENT	CUM PERCENT
	1	226	32.1	32.1	32.1
	5	479	67.9	67.9	100.0
	TOTAL	705	100.0	100.0	

VALID CASES 705 MISSING CASES 0

V159 E2H

VALUE LABEL	VALUE	FREQUENCY	PERCENT	VALID PERCENT	CUM PERCENT
	1	135	19.1	19.1	19.1
	5	570	80.9	80.9	100.0
	TOTAL	705	100.0	100.0	

VALID CASES 705 MISSING CASES 0

V160 E2X

VALUE LABEL	VALUE	FREQUENCY	PERCENT	VALID PERCENT	CUM PERCENT
	1	7	1.0	1.0	1.0
	2	698	99.0	99.0	100.0
	TOTAL	705	100.0	100.0	

VALID CASES 705 MISSING CASES 0

V161 E3

VALUE LABEL	VALUE	FREQUENCY	PERCENT	VALID PERCENT	CUM PERCENT
	1	303	43.0	43.2	43.2
	2	262	37.2	37.4	80.6
	3	88	12.5	12.6	93.2
	4	48	6.8	6.8	100.0
	9	4	.6	MISSING	
	TOTAL	705	100.0	100.0	

VALID CASES 701 MISSING CASES 4

V165 E5

VALUE LABEL	VALUE	FREQUENCY	PERCENT	VALID PERCENT	CUM PERCENT
	1	22	3.1	3.1	3.1
	2	151	21.4	21.4	24.6
	3	531	75.3	75.4	100.0
	9	1	.1	MISSING	
	TOTAL	705	100.0	100.0	

VALID CASES 704 MISSING CASES 1

V166 E6

VALUE LABEL	VALUE	FREQUENCY	PERCENT	VALID PERCENT	CUM PERCENT
	1	221	31.3	41.9	41.9
	2	258	36.6	49.0	90.9
	3	35	5.0	6.6	97.5
	4	13	1.8	2.5	100.0
	0	173	24.5	MISSING	
	8	1	.1	MISSING	
	9	4	.6	MISSING	
	TOTAL	705	100.0	100.0	

VALID CASES 527 MISSING CASES 178

V167 E7

VALUE LABEL	VALUE	FREQUENCY	PERCENT	VALID PERCENT	CUM PERCENT
	1	45	6.4	30.4	30.4
	2	71	10.1	48.0	78.4
	3	21	3.0	14.2	92.6
	4	10	1.4	6.8	99.3
	5	1	.1	.7	100.0
	0	554	78.6	MISSING	
	9	3	.4	MISSING	
	TOTAL	705	100.0	100.0	

VALID CASES 148 MISSING CASES 557

V168 E8A

VALUE LABEL	VALUE	FREQUENCY	PERCENT	VALID PERCENT	CUM PERCENT
	1	191	27.1	27.3	27.3
	2	324	46.0	46.3	73.6
	3	142	20.1	20.3	93.9
	4	33	4.7	4.7	98.6
	5	10	1.4	1.4	100.0
	8	4	.6	MISSING	
	9	1	.1	MISSING	
	TOTAL	705	100.0	100.0	

VALID CASES 700 MISSING CASES 5

V169 E8B

VALUE LABEL	VALUE	FREQUENCY	PERCENT	VALID PERCENT	CUM PERCENT
	1	241	34.2	34.3	34.3
	2	251	35.6	35.7	70.0
	3	108	15.3	15.4	85.3
	4	74	10.5	10.5	95.9
	5	29	4.1	4.1	100.0
	8	1	.1	MISSING	
	9	1	.1	MISSING	
	TOTAL	705	100.0	100.0	

VALID CASES 703 MISSING CASES 2

V170 E8C

VALUE LABEL	VALUE	FREQUENCY	PERCENT	VALID PERCENT	CUM PERCENT
	1	140	19.9	20.5	20.5
	2	194	27.5	28.4	48.9
	3	145	20.6	21.2	70.1
	4	143	20.3	20.9	91.1
	5	61	8.7	8.9	100.0
	8	20	2.8	MISSING	
	9	2	.3	MISSING	
	TOTAL	705	100.0	100.0	

VALID CASES 683 MISSING CASES 22

V171 E8D

VALUE LABEL	VALUE	FREQUENCY	PERCENT	VALID PERCENT	CUM PERCENT
	1	110	15.6	16.9	16.9
	2	247	35.0	37.9	54.8
	3	126	17.9	19.3	74.1
	4	106	15.0	16.3	90.3
	5	63	8.9	9.7	100.0
	8	49	7.0	MISSING	
	9	4	.6	MISSING	
	TOTAL	705	100.0	100.0	

VALID CASES 652 MISSING CASES 53

V172 E8E

VALUE LABEL	VALUE	FREQUENCY	PERCENT	VALID PERCENT	CUM PERCENT
	1	160	22.7	22.8	22.8
	2	314	44.5	44.7	67.5
	3	134	19.0	19.1	86.6
	4	64	9.1	9.1	95.7
	5	30	4.3	4.3	100.0
	8	1	.1	MISSING	
	9	2	.3	MISSING	
	TOTAL	705	100.0	100.0	

VALID CASES 702 MISSING CASES 3

V173 E8F

VALUE LABEL	VALUE	FREQUENCY	PERCENT	VALID PERCENT	CUM PERCENT
	1	44	6.2	6.3	6.3
	2	308	43.7	43.9	50.2
	3	200	28.4	28.5	78.7
	4	117	16.6	16.7	95.4
	5	32	4.5	4.6	100.0
	8	3	.4	MISSING	
	9	1	.1	MISSING	
	TOTAL	705	100.0	100.0	

VALID CASES 701 MISSING CASES 4

V174 E8G

VALUE LABEL	VALUE	FREQUENCY	PERCENT	VALID PERCENT	CUM PERCENT
	1	64	9.1	9.1	9.1
	2	340	48.2	48.5	57.6
	3	190	27.0	27.1	84.7
	4	74	10.5	10.6	95.3
	5	33	4.7	4.7	100.0
	8	3	.4	MISSING	
	9	1	.1	MISSING	
	TOTAL	705	100.0	100.0	

VALID CASES 701 MISSING CASES 4

V175 E9A

VALUE LABEL	VALUE	FREQUENCY	PERCENT	VALID PERCENT	CUM PERCENT
	1	127	18.0	18.1	18.1
	2	180	25.5	25.6	43.7
	3	237	33.6	33.7	77.4
	4	159	22.6	22.6	100.0
	9	2	.3	MISSING	
	TOTAL	705	100.0	100.0	

VALID CASES 703 MISSING CASES 2

V176 E9B

VALUE LABEL	VALUE	FREQUENCY	PERCENT	VALID PERCENT	CUM PERCENT
	1	106	15.0	15.1	15.1
	2	148	21.0	21.0	36.1
	3	264	37.4	37.5	73.6
	4	186	26.4	26.4	100.0
	9	1	.1	MISSING	
	TOTAL	705	100.0	100.0	

VALID CASES 704 MISSING CASES 1

V177 E9C

VALUE LABEL	VALUE	FREQUENCY	PERCENT	VALID PERCENT	CUM PERCENT
	1	46	6.5	6.5	6.5
	2	58	8.2	8.2	14.8
	3	177	25.1	25.1	39.9
	4	423	60.0	60.1	100.0
	9	1	.1	MISSING	
	TOTAL	705	100.0	100.0	

VALID CASES 704 MISSING CASES 1

V178 E9D

VALUE LABEL	VALUE	FREQUENCY	PERCENT	VALID PERCENT	CUM PERCENT
	1	76	10.8	10.8	10.8
	2	60	8.5	8.5	19.3
	3	115	16.3	16.3	35.7
	4	453	64.3	64.3	100.0
	9	1	.1	MISSING	
	TOTAL	705	100.0	100.0	

VALID CASES 704 MISSING CASES 1

V179 E9E

VALUE LABEL	VALUE	FREQUENCY	PERCENT	VALID PERCENT	CUM PERCENT
	1	81	11.5	11.5	11.5
	2	103	14.6	14.7	26.2
	3	189	26.8	26.9	53.1
	4	329	46.7	46.9	100.0
	9	3	.4	MISSING	
	TOTAL	705	100.0	100.0	

VALID CASES 702 MISSING CASES 3

V180 E9F

VALUE LABEL	VALUE	FREQUENCY	PERCENT	VALID PERCENT	CUM PERCENT
	1	63	8.9	9.0	9.0
	2	60	8.5	8.6	17.6
	3	140	19.9	20.1	37.7
	4	435	61.7	62.3	100.0
	8	2	.3	MISSING	
	9	5	.7	MISSING	
	TOTAL	705	100.0	100.0	

VALID CASES 698 MISSING CASES 7

V181 E9G

VALUE LABEL	VALUE	FREQUENCY	PERCENT	VALID PERCENT	CUM PERCENT
	1	13	1.8	2.0	2.0
	2	48	6.8	7.3	9.3
	3	127	18.0	19.3	28.6
	4	469	66.5	71.4	100.0
	8	45	6.4	MISSING	
	9	3	.4	MISSING	
	TOTAL	705	100.0	100.0	

VALID CASES 657 MISSING CASES 48

V182 E9H

VALUE LABEL	VALUE	FREQUENCY	PERCENT	VALID PERCENT	CUM PERCENT
	1	115	16.3	16.5	16.5
	2	188	26.7	26.9	43.4
	3	235	33.3	33.7	77.1
	4	160	22.7	22.9	100.0
	8	6	.9	MISSING	
	9	1	.1	MISSING	
	TOTAL	705	100.0	100.0	

VALID CASES 698 MISSING CASES 7

V183 E10

VALUE LABEL	VALUE	FREQUENCY	PERCENT	VALID PERCENT	CUM PERCENT
	1	107	15.2	15.2	15.2
	5	595	84.4	84.8	100.0
	8	1	.1	MISSING	
	9	2	.3	MISSING	
	TOTAL	705	100.0	100.0	

VALID CASES 702 MISSING CASES 3

V184 E11A

VALUE LABEL	VALUE	FREQUENCY	PERCENT	VALID PERCENT	CUM PERCENT
	1	587	83.3	83.6	83.6
	2	55	7.8	7.8	91.5
	3	38	5.4	5.4	96.9
	4	13	1.8	1.9	98.7
	5	9	1.3	1.3	100.0
	9	3	.4	MISSING	
	TOTAL	705	100.0	100.0	

VALID CASES 702 MISSING CASES 3

V185 E11B

VALUE LABEL	VALUE	FREQUENCY	PERCENT	VALID PERCENT	CUM PERCENT
	1	346	49.1	49.7	49.7
	2	156	22.1	22.4	72.1
	3	113	16.0	16.2	88.4
	4	38	5.4	5.5	93.8
	5	43	6.1	6.2	100.0
	8	1	.1	MISSING	
	9	8	1.1	MISSING	
	TOTAL	705	100.0	100.0	

VALID CASES 696 MISSING CASES 9

V186 E11C

VALUE LABEL	VALUE	FREQUENCY	PERCENT	VALID PERCENT	CUM PERCENT
	1	174	24.7	25.1	25.1
	2	157	22.3	22.7	47.8
	3	164	23.3	23.7	71.5
	4	95	13.5	13.7	85.3
	5	102	14.5	14.7	100.0
	8	6	.9	MISSING	
	9	7	1.0	MISSING	
	TOTAL	705	100.0	100.0	

VALID CASES 692 MISSING CASES 13

V187 E11D

VALUE LABEL	VALUE	FREQUENCY	PERCENT	VALID PERCENT	CUM PERCENT
	1	331	47.0	47.2	47.2
	2	197	27.9	28.1	75.2
	3	115	16.3	16.4	91.6
	4	36	5.1	5.1	96.7
	5	23	3.3	3.3	100.0
	9	3	.4	MISSING	
	TOTAL	705	100.0	100.0	

VALID CASES 702 MISSING CASES 3

V188 E11E

VALUE LABEL	VALUE	FREQUENCY	PERCENT	VALID PERCENT	CUM PERCENT
	1	120	17.0	17.1	17.1
	2	86	12.2	12.2	29.3
	3	131	18.6	18.6	47.9
	4	145	20.6	20.6	68.6
	5	221	31.3	31.4	100.0
	9	2	.3	MISSING	
	TOTAL	705	100.0	100.0	

VALID CASES 703 MISSING CASES 2

V189 E12

VALUE LABEL	VALUE	FREQUENCY	PERCENT	VALID PERCENT	CUM PERCENT
	1	407	57.7	58.0	58.0
	2	295	41.8	42.0	100.0
	9	3	.4	MISSING	
	TOTAL	705	100.0	100.0	

VALID CASES 702 MISSING CASES 3

V190 E13A

VALUE LABEL	VALUE	FREQUENCY	PERCENT	VALID PERCENT	CUM PERCENT
	1	50	7.1	17.0	17.0
	5	244	34.6	83.0	100.0
	0	410	58.2	MISSING	
	9	1	.1	MISSING	
	TOTAL	705	100.0	100.0	

VALID CASES 294 MISSING CASES 411

V191 E13B

VALUE LABEL	VALUE	FREQUENCY	PERCENT	VALID PERCENT	CUM PERCENT
	1	34	4.8	11.6	11.6
	5	260	36.9	88.4	100.0
	0	410	58.2	MISSING	
	9	1	.1	MISSING	
	TOTAL	705	100.0	100.0	

VALID CASES 294 MISSING CASES 411

V192 E13C

VALUE LABEL	VALUE	FREQUENCY	PERCENT	VALID PERCENT	CUM PERCENT
	1	52	7.4	17.7	17.7
	5	241	34.2	82.3	100.0
	0	410	58.2	MISSING	
	9	2	.3	MISSING	
	TOTAL	705	100.0	100.0	

VALID CASES 293 MISSING CASES 412

V193 E13D

VALUE LABEL	VALUE	FREQUENCY	PERCENT	VALID PERCENT	CUM PERCENT
	1	13	1.8	4.4	4.4
	5	281	39.9	95.6	100.0
	0	410	58.2	MISSING	
	9	1	.1	MISSING	
	TOTAL	705	100.0	100.0	

VALID CASES 294 MISSING CASES 411

V194 E13E

VALUE LABEL	VALUE	FREQUENCY	PERCENT	VALID PERCENT	CUM PERCENT
	1	80	11.3	27.4	27.4
	5	212	30.1	72.6	100.0
	0	410	58.2	MISSING	
	8	1	.1	MISSING	
	9	2	.3	MISSING	
	TOTAL	705	100.0	100.0	

VALID CASES 292 MISSING CASES 413

V195 E14

VALUE LABEL	VALUE	FREQUENCY	PERCENT	VALID PERCENT	CUM PERCENT
	1	166	23.5	56.7	56.7
	2	127	18.0	43.3	100.0
	0	410	58.2	MISSING	
	9	2	.3	MISSING	
	TOTAL	705	100.0	100.0	

VALID CASES 293 MISSING CASES 412

V197 E15.2

VALUE LABEL	VALUE	FREQUENCY	PERCENT	VALID PERCENT	CUM PERCENT
	113	2	.3	3.6	3.6
	127	1	.1	1.8	5.4
	131	3	.4	5.4	10.7
	157	1	.1	1.8	12.5
	182	1	.1	1.8	14.3
	190	5	.7	8.9	23.2
	197	2	.3	3.6	26.8
	331	1	.1	1.8	28.6
	343	1	.1	1.8	30.4
	390	2	.3	3.6	33.9
	397	1	.1	1.8	35.7
	509	2	.3	3.6	39.3
	513	2	.3	3.6	42.9
	514	1	.1	1.8	44.6
	517	1	.1	1.8	46.4
	518	2	.3	3.6	50.0
	525	2	.3	3.6	53.6
	537	1	.1	1.8	55.4
	551	1	.1	1.8	57.1
	557	2	.3	3.6	60.7
	563	1	.1	1.8	62.5
	564	1	.1	1.8	64.3
	631	2	.3	3.6	67.9
	638	1	.1	1.8	69.6
	671	1	.1	1.8	71.4
	694	1	.1	1.8	73.2
	910	2	.3	3.6	76.8
	913	1	.1	1.8	78.6
	916	2	.3	3.6	82.1
	921	2	.3	3.6	85.7
	931	2	.3	3.6	89.3
	932	1	.1	1.8	91.1
	944	1	.1	1.8	92.9
	957	1	.1	1.8	94.6
	961	1	.1	1.8	96.4
	990	2	.3	3.6	100.0
	0	649	92.1	MISSING	
	TOTAL	705	100.0	100.0	
VALID CASES	56	MISSING CASES	649		

V198 E15.3

VALUE LABEL	VALUE	FREQUENCY	PERCENT	VALID PERCENT	CUM PERCENT
	132	1	.1	4.8	4.8
	138	1	.1	4.8	9.5
	316	1	.1	4.8	14.3
	394	1	.1	4.8	19.0
	513	2	.3	9.5	28.6
	521	1	.1	4.8	33.3
	525	1	.1	4.8	38.1
	597	2	.3	9.5	47.6
	632	1	.1	4.8	52.4
	690	1	.1	4.8	57.1
	913	1	.1	4.8	61.9
	916	3	.4	14.3	76.2
	931	1	.1	4.8	81.0
	956	1	.1	4.8	85.7
	957	1	.1	4.8	90.5
	959	1	.1	4.8	95.2
	990	1	.1	4.8	100.0
	0	684	97.0	MISSING	
	TOTAL	705	100.0	100.0	

VALID CASES 21 MISSING CASES 684

V199 E16

VALUE LABEL	VALUE	FREQUENCY	PERCENT	VALID PERCENT	CUM PERCENT
	1	457	64.8	68.9	68.9
	5	206	29.2	31.1	100.0
	8	14	2.0	MISSING	
	9	28	4.0	MISSING	
	TOTAL	705	100.0	100.0	

VALID CASES 663 MISSING CASES 42

V200 F1A

VALUE LABEL	VALUE	FREQUENCY	PERCENT	VALID PERCENT	CUM PERCENT
	1	75	10.6	11.1	11.1
	2	290	41.1	42.9	54.0
	3	311	44.1	46.0	100.0
	8	8	1.1	MISSING	
	9	21	3.0	MISSING	
	TOTAL	705	100.0	100.0	

VALID CASES 676 MISSING CASES 29

V201 F1B

VALUE LABEL	VALUE	FREQUENCY	PERCENT	VALID PERCENT	CUM PERCENT
	1	317	45.0	46.8	46.8
	2	254	36.0	37.5	84.3
	3	106	15.0	15.7	100.0
	8	6	.9	MISSING	
	9	22	3.1	MISSING	
	TOTAL	705	100.0	100.0	

VALID CASES 677 MISSING CASES 28

V202 F1C

VALUE LABEL	VALUE	FREQUENCY	PERCENT	VALID PERCENT	CUM PERCENT
	1	445	63.1	65.4	65.4
	2	195	27.7	28.7	94.1
	3	40	5.7	5.9	100.0
	8	7	1.0	MISSING	
	9	18	2.6	MISSING	
	TOTAL	705	100.0	100.0	

VALID CASES 680 MISSING CASES 25

V203 F1D

VALUE LABEL	VALUE	FREQUENCY	PERCENT	VALID PERCENT	CUM PERCENT
	1	116	16.5	17.3	17.3
	2	225	31.9	33.6	50.9
	3	329	46.7	49.1	100.0
	8	3	.4	MISSING	
	9	32	4.5	MISSING	
	TOTAL	705	100.0	100.0	

VALID CASES 670 MISSING CASES 35

V204 F1E

VALUE LABEL	VALUE	FREQUENCY	PERCENT	VALID PERCENT	CUM PERCENT
	1	173	24.5	25.6	25.6
	2	400	56.7	59.3	84.9
	3	102	14.5	15.1	100.0
	8	3	.4	MISSING	
	9	27	3.8	MISSING	
	TOTAL	705	100.0	100.0	

VALID CASES 675 MISSING CASES 30

V205 F1F

VALUE LABEL	VALUE	FREQUENCY	PERCENT	VALID PERCENT	CUM PERCENT
	1	519	73.6	76.4	76.4
	2	138	19.6	20.3	96.8
	3	22	3.1	3.2	100.0
	8	3	.4	MISSING	
	9	23	3.3	MISSING	
	TOTAL	705	100.0	100.0	

VALID CASES 679 MISSING CASES 26

V206 F1G

VALUE LABEL	VALUE	FREQUENCY	PERCENT	VALID PERCENT	CUM PERCENT
	1	30	4.3	4.4	4.4
	2	342	48.5	50.4	54.9
	3	306	43.4	45.1	100.0
	8	2	.3	MISSING	
	9	25	3.5	MISSING	
	TOTAL	705	100.0	100.0	

VALID CASES 678 MISSING CASES 27

V207 F1H

VALUE LABEL	VALUE	FREQUENCY	PERCENT	VALID PERCENT	CUM PERCENT
	1	23	3.3	3.4	3.4
	2	60	8.5	8.8	12.2
	3	597	84.7	87.8	100.0
	8	1	.1	MISSING	
	9	24	3.4	MISSING	
	TOTAL	705	100.0	100.0	

VALID CASES 680 MISSING CASES 25

V208 F2

VALUE LABEL	VALUE	FREQUENCY	PERCENT	VALID PERCENT	CUM PERCENT
	1	600	85.1	86.2	86.2
	2	96	13.6	13.8	100.0
	9	9	1.3	MISSING	
	TOTAL	705	100.0	100.0	

VALID CASES 696 MISSING CASES 9

V209 F3A

VALUE LABEL	VALUE	FREQUENCY	PERCENT	VALID PERCENT	CUM PERCENT
	1	163	23.1	23.6	23.6
	2	327	46.4	47.4	71.0
	3	148	21.0	21.4	92.5
	4	52	7.4	7.5	100.0
	8	4	.6	MISSING	
	9	11	1.6	MISSING	
	TOTAL	705	100.0	100.0	

VALID CASES 690 MISSING CASES 15

V210 F3B

VALUE LABEL	VALUE	FREQUENCY	PERCENT	VALID PERCENT	CUM PERCENT
	1	99	14.0	14.3	14.3
	2	388	55.0	56.0	70.3
	3	155	22.0	22.4	92.6
	4	51	7.2	7.4	100.0
	8	3	.4	MISSING	
	9	9	1.3	MISSING	
	TOTAL	705	100.0	100.0	

VALID CASES 693 MISSING CASES 12

V211 F3C

VALUE LABEL	VALUE	FREQUENCY	PERCENT	VALID PERCENT	CUM PERCENT
	1	143	20.3	20.7	20.7
	2	402	57.0	58.3	79.0
	3	108	15.3	15.7	94.6
	4	37	5.2	5.4	100.0
	8	6	.9	MISSING	
	9	9	1.3	MISSING	
	TOTAL	705	100.0	100.0	

VALID CASES 690 MISSING CASES 15

V212 F3D

VALUE LABEL	VALUE	FREQUENCY	PERCENT	VALID PERCENT	CUM PERCENT
	1	130	18.4	18.8	18.8
	2	405	57.4	58.7	77.5
	3	127	18.0	18.4	95.9
	4	28	4.0	4.1	100.0
	8	6	.9	MISSING	
	9	9	1.3	MISSING	
	TOTAL	705	100.0	100.0	

VALID CASES 690 MISSING CASES 15

V213 F3E

VALUE LABEL	VALUE	FREQUENCY	PERCENT	VALID PERCENT	CUM PERCENT
	1	106	15.0	15.4	15.4
	2	316	44.8	45.9	61.2
	3	178	25.2	25.8	87.1
	4	89	12.6	12.9	100.0
	8	2	.3	MISSING	
	9	14	2.0	MISSING	
	TOTAL	705	100.0	100.0	

VALID CASES 689 MISSING CASES 16

V214 F4

VALUE LABEL	VALUE	FREQUENCY	PERCENT	VALID PERCENT	CUM PERCENT
	1	42	6.0	6.1	6.1
	2	503	71.3	72.7	78.8
	3	147	20.9	21.2	100.0
	8	3	.4	MISSING	
	9	10	1.4	MISSING	
	TOTAL	705	100.0	100.0	

VALID CASES 692 MISSING CASES 13

V215 F5

VALUE LABEL	VALUE	FREQUENCY	PERCENT	VALID PERCENT	CUM PERCENT
	1	81	11.5	11.6	11.6
	2	183	26.0	26.3	37.9
	3	254	36.0	36.5	74.4
	4	178	25.2	25.6	100.0
	8	2	.3	MISSING	
	9	7	1.0	MISSING	
	TOTAL	705	100.0	100.0	

VALID CASES 696 MISSING CASES 9

V216 F6

VALUE LABEL	VALUE	FREQUENCY	PERCENT	VALID PERCENT	CUM PERCENT
	1	221	31.3	31.9	31.9
	2	244	34.6	35.2	67.1
	3	132	18.7	19.0	86.1
	4	96	13.6	13.9	100.0
	8	4	.6	MISSING	
	9	8	1.1	MISSING	
	TOTAL	705	100.0	100.0	

VALID CASES 693 MISSING CASES 12

V217 G1

VALUE LABEL	VALUE	FREQUENCY	PERCENT	VALID PERCENT	CUM PERCENT
	1	278	39.4	39.7	39.7
	2	381	54.0	54.4	94.1
	3	41	5.8	5.9	100.0
	9	5	.7	MISSING	
	TOTAL	705	100.0	100.0	

VALID CASES 700 MISSING CASES 5

V218 G2A

VALUE LABEL	VALUE	FREQUENCY	PERCENT	VALID PERCENT	CUM PERCENT
	1	163	23.1	23.6	23.6
	2	307	43.5	44.4	68.0
	3	177	25.1	25.6	93.6
	4	44	6.2	6.4	100.0
	8	6	.9	MISSING	
	9	8	1.1	MISSING	
	TOTAL	705	100.0	100.0	

VALID CASES 691 MISSING CASES 14

V219 G2B

VALUE LABEL	VALUE	FREQUENCY	PERCENT	VALID PERCENT	CUM PERCENT
	1	137	19.4	19.9	19.9
	2	273	38.7	39.7	59.6
	3	228	32.3	33.1	92.7
	4	50	7.1	7.3	100.0
	8	6	.9	MISSING	
	9	11	1.6	MISSING	
	TOTAL	705	100.0	100.0	

VALID CASES 688 MISSING CASES 17

V220 G2C

VALUE LABEL	VALUE	FREQUENCY	PERCENT	VALID PERCENT	CUM PERCENT
	1	180	25.5	26.4	26.4
	2	248	35.2	36.4	62.8
	3	190	27.0	27.9	90.7
	4	63	8.9	9.3	100.0
	8	12	1.7	MISSING	
	9	12	1.7	MISSING	
	TOTAL	705	100.0	100.0	

VALID CASES 681 MISSING CASES 24

V221 G2D

VALUE LABEL	VALUE	FREQUENCY	PERCENT	VALID PERCENT	CUM PERCENT
	1	86	12.2	12.6	12.6
	2	271	38.4	39.6	52.2
	3	224	31.8	32.7	84.9
	4	103	14.6	15.1	100.0
	8	11	1.6	MISSING	
	9	10	1.4	MISSING	
	TOTAL	705	100.0	100.0	

VALID CASES 684 MISSING CASES 21

V222 G3A

VALUE LABEL	VALUE	FREQUENCY	PERCENT	VALID PERCENT	CUM PERCENT
	1	531	75.3	76.2	76.2
	2	143	20.3	20.5	96.7
	3	17	2.4	2.4	99.1
	4	6	.9	.9	100.0
	9	8	1.1	MISSING	
	TOTAL	705	100.0	100.0	

VALID CASES 697 MISSING CASES 8

V223 G3B

VALUE LABEL	VALUE	FREQUENCY	PERCENT	VALID PERCENT	CUM PERCENT
	1	283	40.1	40.8	40.8
	2	276	39.1	39.8	80.7
	3	99	14.0	14.3	94.9
	4	35	5.0	5.1	100.0
	8	3	.4	MISSING	
	9	9	1.3	MISSING	
	TOTAL	705	100.0	100.0	

VALID CASES 693 MISSING CASES 12

V224 G3C

VALUE LABEL	VALUE	FREQUENCY	PERCENT	VALID PERCENT	CUM PERCENT
	1	476	67.5	68.4	68.4
	2	181	25.7	26.0	94.4
	3	29	4.1	4.2	98.6
	4	10	1.4	1.4	100.0
	8	1	.1	MISSING	
	9	8	1.1	MISSING	
	TOTAL	705	100.0	100.0	

VALID CASES 696 MISSING CASES 9

V225 G3D

VALUE LABEL	VALUE	FREQUENCY	PERCENT	VALID PERCENT	CUM PERCENT
	1	370	52.5	53.4	53.4
	2	202	28.7	29.1	82.5
	3	82	11.6	11.8	94.4
	4	39	5.5	5.6	100.0
	8	3	.4	MISSING	
	9	9	1.3	MISSING	
	TOTAL	705	100.0	100.0	

VALID CASES 693 MISSING CASES 12

V226 G4

VALUE LABEL	VALUE	FREQUENCY	PERCENT	VALID PERCENT	CUM PERCENT
	1	53	7.5	7.7	7.7
	2	168	23.8	24.5	32.2
	3	162	23.0	23.6	55.8
	4	303	43.0	44.2	100.0
	8	5	.7	MISSING	
	9	14	2.0	MISSING	
	TOTAL	705	100.0	100.0	

VALID CASES 686 MISSING CASES 19

V227 G5

VALUE LABEL	VALUE	FREQUENCY	PERCENT	VALID PERCENT	CUM PERCENT
	1	203	28.8	29.0	29.0
	5	496	70.4	71.0	100.0
	8	2	.3	MISSING	
	9	4	.6	MISSING	
	TOTAL	705	100.0	100.0	

VALID CASES 699 MISSING CASES 6

V228 G6A

VALUE LABEL	VALUE	FREQUENCY	PERCENT	VALID PERCENT	CUM PERCENT
	1	199	28.2	99.0	99.0
	5	2	.3	1.0	100.0
	0	502	71.2	MISSING	
	8	2	.3	MISSING	
	TOTAL	705	100.0	100.0	

VALID CASES 201 MISSING CASES 504

V229 G7A

VALUE LABEL	VALUE	FREQUENCY	PERCENT	VALID PERCENT	CUM PERCENT
	1	481	68.2	69.3	69.3
	5	213	30.2	30.7	100.0
	8	6	.9	MISSING	
	9	5	.7	MISSING	
	TOTAL	705	100.0	100.0	

VALID CASES 694 MISSING CASES 11

V230 G7B

VALUE LABEL	VALUE	FREQUENCY	PERCENT	VALID PERCENT	CUM PERCENT
	1	342	48.5	49.2	49.2
	5	353	50.1	50.8	100.0
	8	6	.9	MISSING	
	9	4	.6	MISSING	
	TOTAL	705	100.0	100.0	

VALID CASES 695 MISSING CASES 10

V231 G7C

VALUE LABEL	VALUE	FREQUENCY	PERCENT	VALID PERCENT	CUM PERCENT
	1	314	44.5	45.2	45.2
	5	381	54.0	54.8	100.0
	8	6	.9	MISSING	
	9	4	.6	MISSING	
	TOTAL	705	100.0	100.0	

VALID CASES 695 MISSING CASES 10

V232 G7D

VALUE LABEL	VALUE	FREQUENCY	PERCENT	VALID PERCENT	CUM PERCENT
	1	659	93.5	94.7	94.7
	5	37	5.2	5.3	100.0
	8	5	.7	MISSING	
	9	4	.6	MISSING	
	TOTAL	705	100.0	100.0	

VALID CASES 696 MISSING CASES 9

V233 G7E

VALUE LABEL	VALUE	FREQUENCY	PERCENT	VALID PERCENT	CUM PERCENT
	1	194	27.5	27.9	27.9
	5	501	71.1	72.1	100.0
	8	6	.9	MISSING	
	9	4	.6	MISSING	
	TOTAL	705	100.0	100.0	

VALID CASES 695 MISSING CASES 10

V234 G7F

VALUE LABEL	VALUE	FREQUENCY	PERCENT	VALID PERCENT	CUM PERCENT
	1	618	87.7	88.8	88.8
	5	78	11.1	11.2	100.0
	8	5	.7	MISSING	
	9	4	.6	MISSING	
	TOTAL	705	100.0	100.0	

VALID CASES 696 MISSING CASES 9

V235 G7G

VALUE LABEL	VALUE	FREQUENCY	PERCENT	VALID PERCENT	CUM PERCENT
	1	338	47.9	48.6	48.6
	5	358	50.8	51.4	100.0
	8	5	.7	MISSING	
	9	4	.6	MISSING	
	TOTAL	705	100.0	100.0	

VALID CASES 696 MISSING CASES 9

V236 G7H

VALUE LABEL	VALUE	FREQUENCY	PERCENT	VALID PERCENT	CUM PERCENT
	1	231	32.8	33.2	33.2
	5	464	65.8	66.8	100.0
	8	6	.9	MISSING	
	9	4	.6	MISSING	
	TOTAL	705	100.0	100.0	

VALID CASES 695 MISSING CASES 10

V237 G7I

VALUE LABEL	VALUE	FREQUENCY	PERCENT	VALID PERCENT	CUM PERCENT
	1	301	42.7	43.3	43.3
	5	394	55.9	56.7	100.0
	8	6	.9	MISSING	
	9	4	.6	MISSING	
	TOTAL	705	100.0	100.0	

VALID CASES 695 MISSING CASES 10

V238 G7J

VALUE LABEL	VALUE	FREQUENCY	PERCENT	VALID PERCENT	CUM PERCENT
	1	568	80.6	81.6	81.6
	5	128	18.2	18.4	100.0
	8	5	.7	MISSING	
	9	4	.6	MISSING	
	TOTAL	705	100.0	100.0	

VALID CASES 696 MISSING CASES 9

V239 G7X

VALUE LABEL	VALUE	FREQUENCY	PERCENT	VALID PERCENT	CUM PERCENT
	1	2	.3	.3	.3
	2	693	98.3	99.7	100.0
	9	10	1.4	MISSING	
	TOTAL	705	100.0	100.0	

VALID CASES 695 MISSING CASES 10

V240 G8

VALUE LABEL	VALUE	FREQUENCY	PERCENT	VALID PERCENT	CUM PERCENT
	1	125	17.7	18.2	18.2
	3	24	3.4	3.5	21.7
	5	537	76.2	78.3	100.0
	8	9	1.3	MISSING	
	9	10	1.4	MISSING	
	TOTAL	705	100.0	100.0	

VALID CASES 686 MISSING CASES 19

V241 G9

VALUE LABEL	VALUE	FREQUENCY	PERCENT	VALID PERCENT	CUM PERCENT
	1	257	36.5	38.8	38.8
	3	241	34.2	36.3	75.1
	5	165	23.4	24.9	100.0
	8	23	3.3	MISSING	
	9	19	2.7	MISSING	
	TOTAL	705	100.0	100.0	

VALID CASES 663 MISSING CASES 42

V242 G10

VALUE LABEL	VALUE	FREQUENCY	PERCENT	VALID PERCENT	CUM PERCENT
	1	37	5.2	5.4	5.4
	3	71	10.1	10.4	15.8
	5	575	81.6	84.2	100.0
	8	10	1.4	MISSING	
	9	12	1.7	MISSING	
	TOTAL	705	100.0	100.0	

VALID CASES 683 MISSING CASES 22

V243 G11

VALUE LABEL	VALUE	FREQUENCY	PERCENT	VALID PERCENT	CUM PERCENT
	1	228	32.3	34.4	34.4
	2	392	55.6	59.1	93.5
	3	43	6.1	6.5	100.0
	8	26	3.7	MISSING	
	9	16	2.3	MISSING	
	TOTAL	705	100.0	100.0	

VALID CASES 663 MISSING CASES 42

V244 G12

VALUE LABEL	VALUE	FREQUENCY	PERCENT	VALID PERCENT	CUM PERCENT
	1	90	12.8	13.3	13.3
	2	588	83.4	86.7	100.0
	8	15	2.1	MISSING	
	9	12	1.7	MISSING	
	TOTAL	705	100.0	100.0	

VALID CASES 678 MISSING CASES 27

V245 G13

VALUE LABEL	VALUE	FREQUENCY	PERCENT	VALID PERCENT	CUM PERCENT
	1	581	82.4	84.4	84.4
	3	51	7.2	7.4	91.9
	5	56	7.9	8.1	100.0
	8	9	1.3	MISSING	
	9	8	1.1	MISSING	
	TOTAL	705	100.0	100.0	

VALID CASES 688 MISSING CASES 17

V246 G14

VALUE LABEL	VALUE	FREQUENCY	PERCENT	VALID PERCENT	CUM PERCENT
	1	60	8.5	9.0	9.0
	3	140	19.9	21.0	30.0
	5	467	66.2	70.0	100.0
	8	21	3.0	MISSING	
	9	17	2.4	MISSING	
	TOTAL	705	100.0	100.0	

VALID CASES 667 MISSING CASES 38

V247 G15

VALUE LABEL	VALUE	FREQUENCY	PERCENT	VALID PERCENT	CUM PERCENT
	1	411	58.3	61.0	61.0
	2	228	32.3	33.8	94.8
	3	35	5.0	5.2	100.0
	8	21	3.0	MISSING	
	9	10	1.4	MISSING	
	TOTAL	705	100.0	100.0	

VALID CASES 674 MISSING CASES 31

V248 G16

VALUE LABEL	VALUE	FREQUENCY	PERCENT	VALID PERCENT	CUM PERCENT
	1	53	7.5	7.7	7.7
	2	18	2.6	2.6	10.3
	3	41	5.8	6.0	16.3
	4	7	1.0	1.0	17.3
	5	263	37.3	38.3	55.6
	6	305	43.3	44.4	100.0
	8	3	.4	MISSING	
	9	15	2.1	MISSING	
	TOTAL	705	100.0	100.0	

VALID CASES 687 MISSING CASES 18

V249 G17

VALUE LABEL	VALUE	FREQUENCY	PERCENT	VALID PERCENT	CUM PERCENT
	1	566	80.3	81.6	81.6
	3	71	10.1	10.2	91.8
	5	57	8.1	8.2	100.0
	8	3	.4	MISSING	
	9	8	1.1	MISSING	
	TOTAL	705	100.0	100.0	

VALID CASES 694 MISSING CASES 11

V250 G18

VALUE LABEL	VALUE	FREQUENCY	PERCENT	VALID PERCENT	CUM PERCENT
	1	185	26.2	40.7	40.7
	5	270	38.3	59.3	100.0
	8	245	34.8	MISSING	
	9	5	.7	MISSING	
	TOTAL	705	100.0	100.0	

VALID CASES 455 MISSING CASES 250

V251 G19A

VALUE LABEL	VALUE	FREQUENCY	PERCENT	VALID PERCENT	CUM PERCENT
	1	74	10.5	40.9	40.9
	5	107	15.2	59.1	100.0
	0	520	73.8	MISSING	
	8	4	.6	MISSING	
	TOTAL	705	100.0	100.0	

VALID CASES 181 MISSING CASES 524

V252 G19B

VALUE LABEL	VALUE	FREQUENCY	PERCENT	VALID PERCENT	CUM PERCENT
	1	29	4.1	16.0	16.0
	5	152	21.6	84.0	100.0
	0	520	73.8	MISSING	
	8	4	.6	MISSING	
	TOTAL	705	100.0	100.0	

VALID CASES 181 MISSING CASES 524

V253 G19C

VALUE LABEL	VALUE	FREQUENCY	PERCENT	VALID PERCENT	CUM PERCENT
	1	54	7.7	29.8	29.8
	5	127	18.0	70.2	100.0
	0	520	73.8	MISSING	
	8	4	.6	MISSING	
	TOTAL	705	100.0	100.0	

VALID CASES 181 MISSING CASES 524

V254 G19D

VALUE LABEL	VALUE	FREQUENCY	PERCENT	VALID PERCENT	CUM PERCENT
	1	52	7.4	28.7	28.7
	5	129	18.3	71.3	100.0
	0	520	73.8	MISSING	
	8	4	.6	MISSING	
	TOTAL	705	100.0	100.0	

VALID CASES 181 MISSING CASES 524

V255 G19E

VALUE LABEL	VALUE	FREQUENCY	PERCENT	VALID PERCENT	CUM PERCENT
	1	26	3.7	14.4	14.4
	5	155	22.0	85.6	100.0
	0	520	73.8	MISSING	
	8	4	.6	MISSING	
	TOTAL	705	100.0	100.0	

VALID CASES 181 MISSING CASES 524

V256 G19F

VALUE LABEL	VALUE	FREQUENCY	PERCENT	VALID PERCENT	CUM PERCENT
	1	43	6.1	23.8	23.8
	5	138	19.6	76.2	100.0
	0	520	73.8	MISSING	
	8	4	.6	MISSING	
	TOTAL	705	100.0	100.0	

VALID CASES 181 MISSING CASES 524

V257 G20

VALUE LABEL	VALUE	FREQUENCY	PERCENT	VALID PERCENT	CUM PERCENT
	1	135	19.1	73.4	73.4
	2	49	7.0	26.6	100.0
	0	520	73.8	MISSING	
	9	1	.1	MISSING	
	TOTAL	705	100.0	100.0	

VALID CASES 184 MISSING CASES 521

V258 G21A

VALUE LABEL	VALUE	FREQUENCY	PERCENT	VALID PERCENT	CUM PERCENT
	1	109	15.5	94.8	94.8
	5	6	.9	5.2	100.0
	0	570	80.9	MISSING	
	8	20	2.8	MISSING	
	TOTAL	705	100.0	100.0	

VALID CASES 115 MISSING CASES 590

V259 G22A

VALUE LABEL	VALUE	FREQUENCY	PERCENT	VALID PERCENT	CUM PERCENT
	1	19	2.7	20.0	20.0
	2	22	3.1	23.2	43.2
	3	8	1.1	8.4	51.6
	4	8	1.1	8.4	60.0
	5	18	2.6	18.9	78.9
	6	3	.4	3.2	82.1
	7	2	.3	2.1	84.2
	8	1	.1	1.1	85.3
	9	2	.3	2.1	87.4
	10	4	.6	4.2	91.6
	13	1	.1	1.1	92.6
	15	3	.4	3.2	95.8
	20	1	.1	1.1	96.8
	30	2	.3	2.1	98.9
	45	1	.1	1.1	100.0
	0	599	85.0	MISSING	
	998	7	1.0	MISSING	
	999	4	.6	MISSING	
	TOTAL	705	100.0	100.0	

VALID CASES 95 MISSING CASES 610

V260 G21B

VALUE LABEL	VALUE	FREQUENCY	PERCENT	VALID PERCENT	CUM PERCENT
	1	34	4.8	26.6	26.6
	5	94	13.3	73.4	100.0
	0	570	80.9	MISSING	
	8	4	.6	MISSING	
	9	3	.4	MISSING	
	TOTAL	705	100.0	100.0	

VALID CASES 128 MISSING CASES 577

V261 G22B

VALUE LABEL	VALUE	FREQUENCY	PERCENT	VALID PERCENT	CUM PERCENT
	1	4	.6	13.3	13.3
	2	3	.4	10.0	23.3
	3	5	.7	16.7	40.0
	4	3	.4	10.0	50.0
	5	3	.4	10.0	60.0
	6	2	.3	6.7	66.7
	8	1	.1	3.3	70.0
	10	2	.3	6.7	76.7
	12	2	.3	6.7	83.3
	15	2	.3	6.7	90.0
	25	1	.1	3.3	93.3
	30	1	.1	3.3	96.7
	60	1	.1	3.3	100.0
	0	672	95.3	MISSING	
	998	2	.3	MISSING	
	999	1	.1	MISSING	
	TOTAL	705	100.0	100.0	

VALID CASES 30 MISSING CASES 675

V262 G21C

VALUE LABEL	VALUE	FREQUENCY	PERCENT	VALID PERCENT	CUM PERCENT
	1	16	2.3	12.3	12.3
	5	114	16.2	87.7	100.0
	0	570	80.9	MISSING	
	8	2	.3	MISSING	
	9	3	.4	MISSING	
	TOTAL	705	100.0	100.0	

VALID CASES 130 MISSING CASES 575

V263 G22C

VALUE LABEL	VALUE	FREQUENCY	PERCENT	VALID PERCENT	CUM PERCENT
	1	1	.1	6.7	6.7
	2	5	.7	33.3	40.0
	5	1	.1	6.7	46.7
	8	2	.3	13.3	60.0
	10	4	.6	26.7	86.7
	15	1	.1	6.7	93.3
	30	1	.1	6.7	100.0
	0	689	97.7	MISSING	
	998	1	.1	MISSING	
	TOTAL	705	100.0	100.0	

VALID CASES 15 MISSING CASES 690

V264 G21D

VALUE LABEL	VALUE	FREQUENCY	PERCENT	VALID PERCENT	CUM PERCENT
	1	4	.6	3.0	3.0
	5	128	18.2	97.0	100.0
	0	570	80.9	MISSING	
	9	3	.4	MISSING	
	TOTAL	705	100.0	100.0	

VALID CASES 132 MISSING CASES 573

V265 G22D

VALUE LABEL	VALUE	FREQUENCY	PERCENT	VALID PERCENT	CUM PERCENT
	3	1	.1	25.0	25.0
	5	1	.1	25.0	50.0
	8	1	.1	25.0	75.0
	10	1	.1	25.0	100.0
	0	701	99.4	MISSING	
	TOTAL	705	100.0	100.0	

VALID CASES 4 MISSING CASES 701

V266 G23

VALUE LABEL	VALUE	FREQUENCY	PERCENT	VALID PERCENT	CUM PERCENT
	1	92	13.0	68.7	68.7
	2	42	6.0	31.3	100.0
	0	570	80.9	MISSING	
	9	1	.1	MISSING	
	TOTAL	705	100.0	100.0	

VALID CASES 134 MISSING CASES 571

V267 G24A

VALUE LABEL	VALUE	FREQUENCY	PERCENT	VALID PERCENT	CUM PERCENT
	1	29	4.1	74.4	74.4
	5	10	1.4	25.6	100.0
	0	663	94.0	MISSING	
	8	2	.3	MISSING	
	9	1	.1	MISSING	
	TOTAL	705	100.0	100.0	

VALID CASES 39 MISSING CASES 666

V268 G25

VALUE LABEL	VALUE	FREQUENCY	PERCENT	VALID PERCENT	CUM PERCENT
	10	16	2.3	12.1	12.1
	30	6	.9	4.5	16.7
	40	6	.9	4.5	21.2
	50	16	2.3	12.1	33.3
	60	27	3.8	20.5	53.8
	70	1	.1	.8	54.5
	75	10	1.4	7.6	62.1
	97	50	7.1	37.9	100.0
	0	570	80.9	MISSING	
	98	1	.1	MISSING	
	99	2	.3	MISSING	
	TOTAL	705	100.0	100.0	

VALID CASES 132 MISSING CASES 573

V269 G26

VALUE LABEL	VALUE	FREQUENCY	PERCENT	VALID PERCENT	CUM PERCENT
	1	35	5.0	26.5	26.5
	5	97	13.8	73.5	100.0
	0	570	80.9	MISSING	
	9	3	.4	MISSING	
	TOTAL	705	100.0	100.0	

VALID CASES 132 MISSING CASES 573

V270 G26A.1

VALUE LABEL	VALUE	FREQUENCY	PERCENT	VALID PERCENT	CUM PERCENT
	10	3	.4	9.4	9.4
	15	1	.1	3.1	12.5
	20	2	.3	6.3	18.8
	30	4	.6	12.5	31.3
	35	2	.3	6.3	37.5
	70	13	1.8	40.6	78.1
	80	4	.6	12.5	90.6
	90	1	.1	3.1	93.8
	97	2	.3	6.3	100.0
	0	670	95.0	MISSING	
	98	3	.4	MISSING	
	TOTAL	705	100.0	100.0	

VALID CASES 32 MISSING CASES 673

V271 G26A.2

VALUE LABEL	VALUE	FREQUENCY	PERCENT	VALID PERCENT	CUM PERCENT
	10	1	.1	50.0	50.0
	55	1	.1	50.0	100.0
	0	703	99.7	MISSING	
	TOTAL	705	100.0	100.0	

VALID CASES 2 MISSING CASES 703

V272 G26A.3

VALUE LABEL	VALUE	FREQUENCY	PERCENT	VALID PERCENT	CUM PERCENT
	0	705	100.0	MISSING	
	TOTAL	705	100.0	100.0	

VALID CASES 0 MISSING CASES 705

V273 G27

VALUE LABEL	VALUE	FREQUENCY	PERCENT	VALID PERCENT	CUM PERCENT
	1	15	2.1	11.6	11.6
	5	114	16.2	88.4	100.0
	0	570	80.9	MISSING	
	8	3	.4	MISSING	
	9	3	.4	MISSING	
	TOTAL	705	100.0	100.0	

VALID CASES 129 MISSING CASES 576

V274 G27A

VALUE LABEL	VALUE	FREQUENCY	PERCENT	VALID PERCENT	CUM PERCENT
	1	2	.3	13.3	13.3
	2	13	1.8	86.7	100.0
	0	690	97.9	MISSING	
	TOTAL	705	100.0	100.0	

VALID CASES 15 MISSING CASES 690

V275 H1.M

VALUE LABEL	VALUE	FREQUENCY	PERCENT	VALID PERCENT	CUM PERCENT
	1	63	8.9	9.1	9.1
	2	52	7.4	7.5	16.5
	3	58	8.2	8.3	24.9
	4	65	9.2	9.3	34.2
	5	52	7.4	7.5	41.7
	6	49	7.0	7.0	48.7
	7	53	7.5	7.6	56.3
	8	56	7.9	8.0	64.4
	9	80	11.3	11.5	75.9
	10	59	8.4	8.5	84.3
	11	41	5.8	5.9	90.2
	12	68	9.6	9.8	100.0
	99	9	1.3	MISSING	
	TOTAL	705	100.0	100.0	

VALID CASES 696 MISSING CASES 9

V276 H1.D

VALUE LABEL	VALUE	FREQUENCY	PERCENT	VALID PERCENT	CUM PERCENT
	1	21	3.0	3.0	3.0
	2	21	3.0	3.0	6.0
	3	21	3.0	3.0	9.1
	4	23	3.3	3.3	12.4
	5	17	2.4	2.4	14.8
	6	18	2.6	2.6	17.4
	7	20	2.8	2.9	20.3
	8	27	3.8	3.9	24.2
	9	14	2.0	2.0	26.2
	10	15	2.1	2.2	28.3
	11	15	2.1	2.2	30.5
	12	34	4.8	4.9	35.4
	13	23	3.3	3.3	38.7
	14	28	4.0	4.0	42.7
	15	16	2.3	2.3	45.0
	16	23	3.3	3.3	48.3
	17	25	3.5	3.6	51.9
	18	26	3.7	3.7	55.7
	19	26	3.7	3.7	59.4
	20	27	3.8	3.9	63.3
	21	22	3.1	3.2	66.5
	22	27	3.8	3.9	70.4
	23	34	4.8	4.9	75.3
	24	22	3.1	3.2	78.4
	25	29	4.1	4.2	82.6
	26	28	4.0	4.0	86.6
	27	30	4.3	4.3	90.9
	28	15	2.1	2.2	93.1
	29	11	1.6	1.6	94.7
	30	23	3.3	3.3	98.0
	31	14	2.0	2.0	100.0
	99	10	1.4	MISSING	
	TOTAL	705	100.0	100.0	
VALID CASES	695	MISSING CASES	10		

V279 H2

VALUE LABEL	VALUE	FREQUENCY	PERCENT	VALID PERCENT	CUM PERCENT
	1	349	49.5	50.0	50.0
	2	22	3.1	3.2	53.2
	3	76	10.8	10.9	64.0
	4	75	10.6	10.7	74.8
	5	14	2.0	2.0	76.8
	6	162	23.0	23.2	100.0
	9	7	1.0	MISSING	
	TOTAL	705	100.0	100.0	

VALID CASES 698 MISSING CASES 7

V280 H3

VALUE LABEL	VALUE	FREQUENCY	PERCENT	VALID PERCENT	CUM PERCENT
	3	4	.6	.6	.6
	4	4	.6	.6	1.1
	5	3	.4	.4	1.6
	6	8	1.1	1.1	2.7
	7	6	.9	.9	3.6
	8	27	3.8	3.9	7.4
	9	22	3.1	3.1	10.6
	10	29	4.1	4.1	14.7
	11	51	7.2	7.3	22.0
	12	225	31.9	32.1	54.1
	13	48	6.8	6.9	61.0
	14	111	15.7	15.9	76.9
	15	26	3.7	3.7	80.6
	16	80	11.3	11.4	92.0
	17	56	7.9	8.0	100.0
	0	1	.1	MISSING	
	99	4	.6	MISSING	
	TOTAL	705	100.0	100.0	

VALID CASES 700 MISSING CASES 5

V281 H3A

VALUE LABEL	VALUE	FREQUENCY	PERCENT	VALID PERCENT	CUM PERCENT
	1	286	40.6	67.0	67.0
	5	141	20.0	33.0	100.0
<i>at least some rels</i>	0	269	38.2	MISSING	
	8	1	.1	MISSING	
	9	8	1.1	MISSING	
TOTAL		705	100.0	100.0	
VALID CASES	427	MISSING CASES	278		

V282 H3B

VALUE LABEL	VALUE	FREQUENCY	PERCENT	VALID PERCENT	CUM PERCENT
	1	21	3.0	8.7	8.7
	2	48	6.8	20.0	28.7
	3	88	12.5	36.7	65.4
	4	39	5.5	16.2	81.7
	5	36	5.1	15.0	96.7
	7	8	1.1	3.3	100.0
<i>no college</i>	0	436	61.8	MISSING	
	8	1	.1	MISSING	
	9	28	4.0	MISSING	
TOTAL		705	100.0	100.0	
VALID CASES	240	MISSING CASES	465		

V283 H4

VALUE LABEL	VALUE	FREQUENCY	PERCENT	VALID PERCENT	CUM PERCENT
	1	78	11.1	11.5	11.5
	2	123	17.4	18.1	29.6
	3	139	19.7	20.4	50.0
	4	120	17.0	17.6	67.6
	5	62	8.8	9.1	76.8
	6	54	7.7	7.9	84.7
	7	12	1.7	1.8	86.5
	8	42	6.0	6.2	92.6
	9	5	.7	.7	93.4
	10	19	2.7	2.8	96.2
	12	14	2.0	2.1	98.2
	13	1	.1	.1	98.4
	14	2	.3	.3	98.7
	16	3	.4	.4	99.1
	18	1	.1	.1	99.3
	24	5	.7	.7	100.0
	0	15	2.1	MISSING	
	98	3	.4	MISSING	
	99	7	1.0	MISSING	
TOTAL		705	100.0	100.0	

VALID CASES 680 MISSING CASES 25

V284 H5A

VALUE LABEL	VALUE	FREQUENCY	PERCENT	VALID PERCENT	CUM PERCENT
	1	566	80.3	80.6	80.6
	2	121	17.2	17.2	97.9
	3	12	1.7	1.7	99.6
	4	3	.4	.4	100.0
	9	3	.4	MISSING	
TOTAL		705	100.0	100.0	

VALID CASES 702 MISSING CASES 3

V285 H5B

VALUE LABEL	VALUE	FREQUENCY	PERCENT	VALID PERCENT	CUM PERCENT
	1	32	4.5	4.7	4.7
	2	119	16.9	17.3	22.0
	3	117	16.6	17.0	39.0
	4	419	59.4	61.0	100.0
	8	1	.1	MISSING	
	9	17	2.4	MISSING	
	TOTAL	705	100.0	100.0	

VALID CASES 687 MISSING CASES 18

V286 H5C

VALUE LABEL	VALUE	FREQUENCY	PERCENT	VALID PERCENT	CUM PERCENT
	1	442	62.7	63.1	63.1
	2	215	30.5	30.7	93.9
	3	31	4.4	4.4	98.3
	4	12	1.7	1.7	100.0
	9	5	.7	MISSING	
	TOTAL	705	100.0	100.0	

VALID CASES 700 MISSING CASES 5

V287 H5D

VALUE LABEL	VALUE	FREQUENCY	PERCENT	VALID PERCENT	CUM PERCENT
	1	453	64.3	64.8	64.8
	2	202	28.7	28.9	93.7
	3	33	4.7	4.7	98.4
	4	11	1.6	1.6	100.0
	9	6	.9	MISSING	
	TOTAL	705	100.0	100.0	

VALID CASES 699 MISSING CASES 6

V288 H5E

VALUE LABEL	VALUE	FREQUENCY	PERCENT	VALID PERCENT	CUM PERCENT
	1	17	2.4	2.5	2.5
	2	40	5.7	5.8	8.3
	3	90	12.8	13.1	21.4
	4	541	76.7	78.6	100.0
	9	17	2.4	MISSING	
	TOTAL	705	100.0	100.0	

VALID CASES 688 MISSING CASES 17

V289 H5F

VALUE LABEL	VALUE	FREQUENCY	PERCENT	VALID PERCENT	CUM PERCENT
	1	470	66.7	67.2	67.2
	2	195	27.7	27.9	95.1
	3	25	3.5	3.6	98.7
	4	9	1.3	1.3	100.0
	8	1	.1	MISSING	
	9	5	.7	MISSING	
	TOTAL	705	100.0	100.0	

VALID CASES 699 MISSING CASES 6

V290 CK.H5

VALUE LABEL	VALUE	FREQUENCY	PERCENT	VALID PERCENT	CUM PERCENT
	1	606	86.0	86.9	86.9
	2	91	12.9	13.1	100.0
	9	8	1.1	MISSING	
	TOTAL	705	100.0	100.0	

VALID CASES 697 MISSING CASES 8

V291 H6A

VALUE LABEL	VALUE	FREQUENCY	PERCENT	VALID PERCENT	CUM PERCENT
	1	400	56.7	56.7	56.7
	5	305	43.3	43.3	100.0
	TOTAL	705	100.0	100.0	

VALID CASES 705 MISSING CASES 0

V292 H6B

VALUE LABEL	VALUE	FREQUENCY	PERCENT	VALID PERCENT	CUM PERCENT
	1	19	2.7	2.7	2.7
	5	686	97.3	97.3	100.0
	TOTAL	705	100.0	100.0	

VALID CASES 705 MISSING CASES 0

V293 H6C

VALUE LABEL	VALUE	FREQUENCY	PERCENT	VALID PERCENT	CUM PERCENT
	1	52	7.4	7.4	7.4
	5	652	92.5	92.6	100.0
	9	1	.1	MISSING	
	TOTAL	705	100.0	100.0	

VALID CASES 704 MISSING CASES 1

V294 H6D

VALUE LABEL	VALUE	FREQUENCY	PERCENT	VALID PERCENT	CUM PERCENT
	1	130	18.4	18.4	18.4
	5	575	81.6	81.6	100.0
	TOTAL	705	100.0	100.0	

VALID CASES 705 MISSING CASES 0

V295 H6E

VALUE LABEL	VALUE	FREQUENCY	PERCENT	VALID PERCENT	CUM PERCENT
	1	27	3.8	3.8	3.8
	5	678	96.2	96.2	100.0
	TOTAL	705	100.0	100.0	

VALID CASES 705 MISSING CASES 0

V296 H6F

VALUE LABEL	VALUE	FREQUENCY	PERCENT	VALID PERCENT	CUM PERCENT
	1	189	26.8	26.8	26.8
	5	516	73.2	73.2	100.0
	TOTAL	705	100.0	100.0	

VALID CASES 705 MISSING CASES 0

V297 H6G

VALUE LABEL	VALUE	FREQUENCY	PERCENT	VALID PERCENT	CUM PERCENT
	1	54	7.7	7.7	7.7
	5	651	92.3	92.3	100.0
	TOTAL	705	100.0	100.0	

VALID CASES 705 MISSING CASES 0

V298 H6H

VALUE LABEL	VALUE	FREQUENCY	PERCENT	VALID PERCENT	CUM PERCENT
	1	6	.9	.9	.9
	5	699	99.1	99.1	100.0
	TOTAL	705	100.0	100.0	

VALID CASES 705 MISSING CASES 0

V299 H6A.P45

VALUE LABEL	VALUE	FREQUENCY	PERCENT	VALID PERCENT	CUM PERCENT
	1	40	5.7	12.9	12.9
	5	270	38.3	87.1	100.0
	0	331	47.0	MISSING	
	9	64	9.1	MISSING	
	TOTAL	705	100.0	100.0	

VALID CASES 310 MISSING CASES 395

V300 H7-9

VALUE LABEL	VALUE	FREQUENCY	PERCENT	VALID PERCENT	CUM PERCENT
	10	2	.3	.5	.5
	11	15	2.1	3.5	3.9
	12	3	.4	.7	4.6
	13	20	2.8	4.6	9.2
	14	2	.3	.5	9.7
	15	15	2.1	3.5	13.2
	16	24	3.4	5.5	18.7
	17	7	1.0	1.6	20.3
	18	3	.4	.7	21.0
	19	9	1.3	2.1	23.1
	20	32	4.5	7.4	30.5
	31	18	2.6	4.2	34.6
	40	24	3.4	5.5	40.2
	41	69	9.8	15.9	56.1
	45	17	2.4	3.9	60.0
	50	2	.3	.5	60.5
	51	44	6.2	10.2	70.7
	52	1	.1	.2	70.9
	61	6	.9	1.4	72.3
	62	45	6.4	10.4	82.7
	70	10	1.4	2.3	85.0
	73	2	.3	.5	85.5
	75	63	8.9	14.5	100.0
	0	272	38.6	MISSING	
	TOTAL	705	100.0	100.0	
VALID CASES	433	MISSING CASES	272		

V301 H10

VALUE LABEL	VALUE	FREQUENCY	PERCENT	VALID PERCENT	CUM PERCENT
	1	378	53.6	87.3	87.3
	2	23	3.3	5.3	92.6
	3	32	4.5	7.4	100.0
	0	271	38.4	MISSING	
	9	1	.1	MISSING	
	TOTAL	705	100.0	100.0	

VALID CASES 433 MISSING CASES 272

V302 H10A

VALUE LABEL	VALUE	FREQUENCY	PERCENT	VALID PERCENT	CUM PERCENT
	1	59	8.4	14.8	14.8
	5	339	48.1	85.2	100.0
	0	303	43.0	MISSING	
	9	4	.6	MISSING	
	TOTAL	705	100.0	100.0	

VALID CASES 398 MISSING CASES 307

V304 H12

VALUE LABEL	VALUE	FREQUENCY	PERCENT	VALID PERCENT	CUM PERCENT
	1	197	27.9	45.5	45.5
	2	114	16.2	26.3	71.8
	3	71	10.1	16.4	88.2
	4	51	7.2	11.8	100.0
	0	271	38.4	MISSING	
	9	1	.1	MISSING	
	TOTAL	705	100.0	100.0	

VALID CASES 433 MISSING CASES 272

V305 H13A

VALUE LABEL	VALUE	FREQUENCY	PERCENT	VALID PERCENT	CUM PERCENT
	1	88	12.5	20.3	20.3
	2	80	11.3	18.4	38.7
	3	60	8.5	13.8	52.5
	4	206	29.2	47.5	100.0
	0	271	38.4	MISSING	
	TOTAL	705	100.0	100.0	

VALID CASES 434 MISSING CASES 271

V306 H13B

VALUE LABEL	VALUE	FREQUENCY	PERCENT	VALID PERCENT	CUM PERCENT
	1	58	8.2	13.4	13.4
	2	78	11.1	18.0	31.4
	3	67	9.5	15.5	46.9
	4	230	32.6	53.1	100.0
	0	271	38.4	MISSING	
	9	1	.1	MISSING	
	TOTAL	705	100.0	100.0	

VALID CASES 433 MISSING CASES 272

V307 H13C

VALUE LABEL	VALUE	FREQUENCY	PERCENT	VALID PERCENT	CUM PERCENT
	1	165	23.4	38.1	38.1
	2	101	14.3	23.3	61.4
	3	41	5.8	9.5	70.9
	4	126	17.9	29.1	100.0
	0	271	38.4	MISSING	
	9	1	.1	MISSING	
	TOTAL	705	100.0	100.0	

VALID CASES 433 MISSING CASES 272

V308 H13D

VALUE LABEL	VALUE	FREQUENCY	PERCENT	VALID PERCENT	CUM PERCENT
	1	20	2.8	4.6	4.6
	2	48	6.8	11.1	15.7
	3	81	11.5	18.7	34.4
	4	284	40.3	65.6	100.0
	0	271	38.4	MISSING	
	9	1	.1	MISSING	
	TOTAL	705	100.0	100.0	

VALID CASES 433 MISSING CASES 272

V309 H13E

VALUE LABEL	VALUE	FREQUENCY	PERCENT	VALID PERCENT	CUM PERCENT
	1	104	14.8	24.0	24.0
	2	161	22.8	37.2	61.2
	3	50	7.1	11.5	72.7
	4	118	16.7	27.3	100.0
	0	271	38.4	MISSING	
	9	1	.1	MISSING	
	TOTAL	705	100.0	100.0	

VALID CASES 433 MISSING CASES 272

V310 H14

VALUE LABEL	VALUE	FREQUENCY	PERCENT	VALID PERCENT	CUM PERCENT
	1	140	19.9	19.9	19.9
	5	562	79.7	80.1	100.0
	9	3	.4	MISSING	
	TOTAL	705	100.0	100.0	

VALID CASES 702 MISSING CASES 3

V311 H15

VALUE LABEL	VALUE	FREQUENCY	PERCENT	VALID PERCENT	CUM PERCENT
	1	82	11.6	11.7	11.7
	2	259	36.7	36.9	48.6
	3	251	35.6	35.8	84.5
	4	82	11.6	11.7	96.1
	5	27	3.8	3.9	100.0
	8	3	.4	MISSING	
	9	1	.1	MISSING	
	TOTAL	705	100.0	100.0	

VALID CASES 701 MISSING CASES 4

V312 H16

VALUE LABEL	VALUE	FREQUENCY	PERCENT	VALID PERCENT	CUM PERCENT
	1	16	2.3	2.7	2.7
	2	26	3.7	4.3	7.0
	3	31	4.4	5.1	12.1
	4	18	2.6	3.0	15.1
	5	24	3.4	4.0	19.1
	6	19	2.7	3.2	22.2
	7	23	3.3	3.8	26.0
	8	23	3.3	3.8	29.9
	9	21	3.0	3.5	33.3
	10	20	2.8	3.3	36.7
	11	8	1.1	1.3	38.0
	12	16	2.3	2.7	40.6
	13	19	2.7	3.2	43.8
	14	11	1.6	1.8	45.6
	15	20	2.8	3.3	48.9
	16	29	4.1	4.8	53.7
	17	43	6.1	7.1	60.9
	18	37	5.2	6.1	67.0
	19	35	5.0	5.8	72.8
	20	48	6.8	8.0	80.8
	21	52	7.4	8.6	89.4
	22	20	2.8	3.3	92.7
	23	44	6.2	7.3	100.0
	98	36	5.1	MISSING	
	99	66	9.4	MISSING	
	TOTAL	705	100.0	100.0	
VALID CASES	603	MISSING CASES	102		

V313 H17

VALUE LABEL	VALUE	FREQUENCY	PERCENT	VALID PERCENT	CUM PERCENT
	1	206	29.2	29.3	29.3
	2	345	48.9	49.1	78.5
	4	98	13.9	14.0	92.5
	5	53	7.5	7.5	100.0
	9	3	.4	MISSING	
	TOTAL	705	100.0	100.0	

VALID CASES 702 MISSING CASES 3

V314 H18

VALUE LABEL	VALUE	FREQUENCY	PERCENT	VALID PERCENT	CUM PERCENT
	1	326	46.2	46.4	46.4
	2	242	34.3	34.4	80.8
	3	11	1.6	1.6	82.4
	5	87	12.3	12.4	94.7
	7	37	5.2	5.3	100.0
	9	2	.3	MISSING	
	TOTAL	705	100.0	100.0	

VALID CASES 703 MISSING CASES 2

V315 H18A

VALUE LABEL	VALUE	FREQUENCY	PERCENT	VALID PERCENT	CUM PERCENT
	14	1	.1	.3	.3
	15	16	2.3	5.4	5.7
	18	107	15.2	35.8	41.5
	22	1	.1	.3	41.8
	28	38	5.4	12.7	54.5
	30	1	.1	.3	54.8
	32	1	.1	.3	55.2
	38	38	5.4	12.7	67.9
	48	23	3.3	7.7	75.6
	50	11	1.6	3.7	79.3
	60	14	2.0	4.7	83.9
	61	40	5.7	13.4	97.3
	63	8	1.1	2.7	100.0
	0	379	53.8	MISSING	
	98	11	1.6	MISSING	
	99	16	2.3	MISSING	
	TOTAL	705	100.0	100.0	

VALID CASES 299 MISSING CASES 406

V316 H19

VALUE LABEL	VALUE	FREQUENCY	PERCENT	VALID PERCENT	CUM PERCENT
	1	154	21.8	21.9	21.9
	2	99	14.0	14.1	36.0
	3	97	13.8	13.8	49.9
	4	203	28.8	28.9	78.8
	5	149	21.1	21.2	100.0
	9	3	.4	MISSING	
	TOTAL	705	100.0	100.0	

VALID CASES 702 MISSING CASES 3

V317 H20

VALUE LABEL	VALUE	FREQUENCY	PERCENT	VALID PERCENT	CUM PERCENT
	1	214	30.4	63.1	63.1
	5	125	17.7	36.9	100.0
	0	355	50.4	MISSING	
	8	5	.7	MISSING	
	9	6	.9	MISSING	
	TOTAL	705	100.0	100.0	

VALID CASES 339 MISSING CASES 366

V318 H21

VALUE LABEL	VALUE	FREQUENCY	PERCENT	VALID PERCENT	CUM PERCENT
	1	231	32.8	32.8	32.8
	2	275	39.0	39.0	71.8
	3	139	19.7	19.7	91.5
	4	47	6.7	6.7	98.2
	5	13	1.8	1.8	100.0
	TOTAL	705	100.0	100.0	

VALID CASES 705 MISSING CASES 0

V319 H22A

VALUE LABEL	VALUE	FREQUENCY	PERCENT	VALID PERCENT	CUM PERCENT
	1	128	18.2	18.2	18.2
	5	577	81.8	81.8	100.0
	TOTAL	705	100.0	100.0	

VALID CASES 705 MISSING CASES 0

V320 H22B

VALUE LABEL	VALUE	FREQUENCY	PERCENT	VALID PERCENT	CUM PERCENT
	1	138	19.6	19.6	19.6
	5	567	80.4	80.4	100.0
	TOTAL	705	100.0	100.0	

VALID CASES 705 MISSING CASES 0

V321 H22C

VALUE LABEL	VALUE	FREQUENCY	PERCENT	VALID PERCENT	CUM PERCENT
	1	46	6.5	6.5	6.5
	5	657	93.2	93.5	100.0
	9	2	.3	MISSING	
	TOTAL	705	100.0	100.0	

VALID CASES 703 MISSING CASES 2

V322 H22D

VALUE LABEL	VALUE	FREQUENCY	PERCENT	VALID PERCENT	CUM PERCENT
	1	320	45.4	45.6	45.6
	5	381	54.0	54.4	100.0
	9	4	.6	MISSING	
	TOTAL	705	100.0	100.0	

VALID CASES 701 MISSING CASES 4

V323 H22E

VALUE LABEL	VALUE	FREQUENCY	PERCENT	VALID PERCENT	CUM PERCENT
	1	246	34.9	35.0	35.0
	5	457	64.8	65.0	100.0
	9	2	.3	MISSING	
	TOTAL	705	100.0	100.0	

VALID CASES 703 MISSING CASES 2

V324 H22F

VALUE LABEL	VALUE	FREQUENCY	PERCENT	VALID PERCENT	CUM PERCENT
	1	23	3.3	3.3	3.3
	5	679	96.3	96.7	100.0
	9	3	.4	MISSING	
	TOTAL	705	100.0	100.0	

VALID CASES 702 MISSING CASES 3

V325 H22G

VALUE LABEL	VALUE	FREQUENCY	PERCENT	VALID PERCENT	CUM PERCENT
	1	13	1.8	1.9	1.9
	5	688	97.6	98.1	100.0
	9	4	.6	MISSING	
	TOTAL	705	100.0	100.0	

VALID CASES 701 MISSING CASES 4

V326 H22H

VALUE LABEL	VALUE	FREQUENCY	PERCENT	VALID PERCENT	CUM PERCENT
	1	5	.7	.7	.7
	5	694	98.4	99.3	100.0
	9	6	.9	MISSING	
	TOTAL	705	100.0	100.0	

VALID CASES 699 MISSING CASES 6

V327 H23

VALUE LABEL	VALUE	FREQUENCY	PERCENT	VALID PERCENT	CUM PERCENT
	1	8	1.1	1.1	1.1
	5	695	98.6	98.9	100.0
	9	2	.3	MISSING	
	TOTAL	705	100.0	100.0	

VALID CASES 703 MISSING CASES 2

V328 H24

VALUE LABEL	VALUE	FREQUENCY	PERCENT	VALID PERCENT	CUM PERCENT
	1	112	15.9	22.4	22.4
	2	151	21.4	30.1	52.5
	3	113	16.0	22.6	75.0
	4	68	9.6	13.6	88.6
	5	21	3.0	4.2	92.8
	6	13	1.8	2.6	95.4
	7	9	1.3	1.8	97.2
	8	7	1.0	1.4	98.6
	9	2	.3	.4	99.0
	10	2	.3	.4	99.4
	12	1	.1	.2	99.6
	13	1	.1	.2	99.8
	19	1	.1	.2	100.0
	0	203	28.8	MISSING	
	99	1	.1	MISSING	
TOTAL		705	100.0	100.0	

VALID CASES 501 MISSING CASES 204

V329 H25

VALUE LABEL	VALUE	FREQUENCY	PERCENT	VALID PERCENT	CUM PERCENT
	1	307	43.5	61.4	61.4
	5	193	27.4	38.6	100.0
	0	203	28.8	MISSING	
	9	2	.3	MISSING	
TOTAL		705	100.0	100.0	

VALID CASES 500 MISSING CASES 205

V330 H26A

VALUE LABEL	VALUE	FREQUENCY	PERCENT	VALID PERCENT	CUM PERCENT
	1	30	4.3	9.8	9.8
	2	17	2.4	5.5	15.3
	3	20	2.8	6.5	21.8
	4	22	3.1	7.2	29.0
	5	14	2.0	4.6	33.6
	6	19	2.7	6.2	39.7
	7	7	1.0	2.3	42.0
	8	16	2.3	5.2	47.2
	9	6	.9	2.0	49.2
	10	15	2.1	4.9	54.1
	11	19	2.7	6.2	60.3
	12	9	1.3	2.9	63.2
	13	14	2.0	4.6	67.8
	14	6	.9	2.0	69.7
	15	16	2.3	5.2	74.9
	16	14	2.0	4.6	79.5
	17	20	2.8	6.5	86.0
	18	9	1.3	2.9	88.9
	19	11	1.6	3.6	92.5
	20	10	1.4	3.3	95.8
	21	13	1.8	4.2	100.0
	0	398	56.5	MISSING	
	TOTAL	705	100.0	100.0	

VALID CASES 307 MISSING CASES 398

V331 H26B

VALUE LABEL	VALUE	FREQUENCY	PERCENT	VALID PERCENT	CUM PERCENT
	1	266	37.7	86.9	86.9
	5	40	5.7	13.1	100.0
	0	398	56.5	MISSING	
	9	1	.1	MISSING	
	TOTAL	705	100.0	100.0	

VALID CASES 306 MISSING CASES 399

V332 H27A

VALUE LABEL	VALUE	FREQUENCY	PERCENT	VALID PERCENT	CUM PERCENT
	1	8	1.1	2.6	2.6
	2	8	1.1	2.6	5.2
	3	8	1.1	2.6	7.8
	4	10	1.4	3.3	11.1
	5	8	1.1	2.6	13.7
	6	14	2.0	4.6	18.2
	7	16	2.3	5.2	23.5
	8	10	1.4	3.3	26.7
	9	11	1.6	3.6	30.3
	10	11	1.6	3.6	33.9
	11	12	1.7	3.9	37.8
	12	17	2.4	5.5	43.3
	13	11	1.6	3.6	46.9
	14	12	1.7	3.9	50.8
	15	6	.9	2.0	52.8
	16	6	.9	2.0	54.7
	17	8	1.1	2.6	57.3
	18	3	.4	1.0	58.3
	19	5	.7	1.6	59.9
	20	10	1.4	3.3	63.2
	21	4	.6	1.3	64.5
	97	109	15.5	35.5	100.0
	0	398	56.5	MISSING	
TOTAL		705	100.0	100.0	

VALID CASES 307 MISSING CASES 398

V333 H27B

VALUE LABEL	VALUE	FREQUENCY	PERCENT	VALID PERCENT	CUM PERCENT
	1	179	25.4	90.4	90.4
	5	19	2.7	9.6	100.0
	0	507	71.9	MISSING	
TOTAL		705	100.0	100.0	

VALID CASES 198 MISSING CASES 507

V334 H28A

VALUE LABEL	VALUE	FREQUENCY	PERCENT	VALID PERCENT	CUM PERCENT
	1	6	.9	3.0	3.0
	2	2	.3	1.0	4.0
	3	4	.6	2.0	6.1
	4	4	.6	2.0	8.1
	5	2	.3	1.0	9.1
	6	3	.4	1.5	10.6
	7	5	.7	2.5	13.1
	8	5	.7	2.5	15.7
	9	4	.6	2.0	17.7
	10	3	.4	1.5	19.2
	11	1	.1	.5	19.7
	12	7	1.0	3.5	23.2
	13	6	.9	3.0	26.3
	14	4	.6	2.0	28.3
	15	6	.9	3.0	31.3
	16	4	.6	2.0	33.3
	17	7	1.0	3.5	36.9
	18	4	.6	2.0	38.9
	19	2	.3	1.0	39.9
	20	2	.3	1.0	40.9
	21	1	.1	.5	41.4
	97	116	16.5	58.6	100.0
	0	507	71.9	MISSING	
TOTAL		705	100.0	100.0	

VALID CASES 198 MISSING CASES 507

V335 H28B

VALUE LABEL	VALUE	FREQUENCY	PERCENT	VALID PERCENT	CUM PERCENT
	1	74	10.5	90.2	90.2
	5	8	1.1	9.8	100.0
	0	623	88.4	MISSING	
TOTAL		705	100.0	100.0	

VALID CASES 82 MISSING CASES 623

V336 H29A

VALUE LABEL	VALUE	FREQUENCY	PERCENT	VALID PERCENT	CUM PERCENT
	1	4	.6	4.9	4.9
	2	1	.1	1.2	6.1
	3	1	.1	1.2	7.3
	5	1	.1	1.2	8.5
	6	2	.3	2.4	11.0
	8	1	.1	1.2	12.2
	9	3	.4	3.7	15.9
	10	2	.3	2.4	18.3
	12	2	.3	2.4	20.7
	13	3	.4	3.7	24.4
	15	2	.3	2.4	26.8
	17	3	.4	3.7	30.5
	18	1	.1	1.2	31.7
	19	3	.4	3.7	35.4
	20	1	.1	1.2	36.6
	21	1	.1	1.2	37.8
	97	51	7.2	62.2	100.0
	0	623	88.4	MISSING	
TOTAL		705	100.0	100.0	

VALID CASES 82 MISSING CASES 623

V337 H29B

VALUE LABEL	VALUE	FREQUENCY	PERCENT	VALID PERCENT	CUM PERCENT
	1	26	3.7	83.9	83.9
	5	5	.7	16.1	100.0
	0	674	95.6	MISSING	
TOTAL		705	100.0	100.0	

VALID CASES 31 MISSING CASES 674

V338 H30A

VALUE LABEL	VALUE	FREQUENCY	PERCENT	VALID PERCENT	CUM PERCENT
	2	2	.3	6.5	6.5
	9	1	.1	3.2	9.7
	10	1	.1	3.2	12.9
	18	1	.1	3.2	16.1
	20	1	.1	3.2	19.4
	97	25	3.5	80.6	100.0
	0	674	95.6	MISSING	
	TOTAL	705	100.0	100.0	

VALID CASES 31 MISSING CASES 674

V339 H30B

VALUE LABEL	VALUE	FREQUENCY	PERCENT	VALID PERCENT	CUM PERCENT
	1	5	.7	83.3	83.3
	5	1	.1	16.7	100.0
	0	699	99.1	MISSING	
	TOTAL	705	100.0	100.0	

VALID CASES 6 MISSING CASES 699

V340 H31A

VALUE LABEL	VALUE	FREQUENCY	PERCENT	VALID PERCENT	CUM PERCENT
	1	1	.1	16.7	16.7
	12	1	.1	16.7	33.3
	19	1	.1	16.7	50.0
	97	3	.4	50.0	100.0
	0	699	99.1	MISSING	
	TOTAL	705	100.0	100.0	

VALID CASES 6 MISSING CASES 699

V341 H31B

VALUE LABEL	VALUE	FREQUENCY	PERCENT	VALID PERCENT	CUM PERCENT
	1	2	.3	66.7	66.7
	5	1	.1	33.3	100.0
	0	702	99.6	MISSING	
	TOTAL	705	100.0	100.0	

VALID CASES 3 MISSING CASES 702

V342 H32A

VALUE LABEL	VALUE	FREQUENCY	PERCENT	VALID PERCENT	CUM PERCENT
	13	1	.1	33.3	33.3
	97	2	.3	66.7	100.0
	0	702	99.6	MISSING	
	TOTAL	705	100.0	100.0	

VALID CASES 3 MISSING CASES 702

V343 H32B

VALUE LABEL	VALUE	FREQUENCY	PERCENT	VALID PERCENT	CUM PERCENT
	1	1	.1	100.0	100.0
	0	704	99.9	MISSING	
	TOTAL	705	100.0	100.0	

VALID CASES 1 MISSING CASES 704

V344 H33A

VALUE LABEL	VALUE	FREQUENCY	PERCENT	VALID PERCENT	CUM PERCENT
	14	1	.1	100.0	100.0
	0	704	99.9	MISSING	
	TOTAL	705	100.0	100.0	

VALID CASES 1 MISSING CASES 704

V345 H33B

VALUE LABEL	VALUE	FREQUENCY	PERCENT	VALID PERCENT	CUM PERCENT
	1	1	.1	100.0	100.0
	0	704	99.9	MISSING	
	TOTAL	705	100.0	100.0	

VALID CASES 1 MISSING CASES 704

V346 H34

VALUE LABEL	VALUE	FREQUENCY	PERCENT	VALID PERCENT	CUM PERCENT
	1	92	13.0	30.1	30.1
	2	214	30.4	69.9	100.0
	0	398	56.5	MISSING	
	9	1	.1	MISSING	
	TOTAL	705	100.0	100.0	

VALID CASES 306 MISSING CASES 399

V347 H35

VALUE LABEL	VALUE	FREQUENCY	PERCENT	VALID PERCENT	CUM PERCENT
	1	13	1.8	6.1	6.1
	2	38	5.4	17.9	24.1
	3	53	7.5	25.0	49.1
	4	108	15.3	50.9	100.0
	0	490	69.5	MISSING	
	9	3	.4	MISSING	
	TOTAL	705	100.0	100.0	

VALID CASES 212 MISSING CASES 493

V348 H36

VALUE LABEL	VALUE	FREQUENCY	PERCENT	VALID PERCENT	CUM PERCENT
	1	595	84.4	84.5	84.5
	5	109	15.5	15.5	100.0
	9	1	.1	MISSING	
	TOTAL	705	100.0	100.0	

VALID CASES 704 MISSING CASES 1

V349 H37

VALUE LABEL	VALUE	FREQUENCY	PERCENT	VALID PERCENT	CUM PERCENT
	1	28	4.0	25.7	25.7
	2	45	6.4	41.3	67.0
	3	17	2.4	15.6	82.6
	4	11	1.6	10.1	92.7
	5	8	1.1	7.3	100.0
	0	595	84.4	MISSING	
	9	1	.1	MISSING	
	TOTAL	705	100.0	100.0	

VALID CASES 109 MISSING CASES 596

V351 Y1

VALUE LABEL	VALUE	FREQUENCY	PERCENT	VALID PERCENT	CUM PERCENT
	1	429	60.9	60.9	60.9
	5	275	39.0	39.1	100.0
	9	1	.1	MISSING	
	TOTAL	705	100.0	100.0	

VALID CASES 704 MISSING CASES 1

V352 Y2

VALUE LABEL	VALUE	FREQUENCY	PERCENT	VALID PERCENT	CUM PERCENT
	1	529	75.0	75.0	75.0
	2	155	22.0	22.0	97.0
	7	21	3.0	3.0	100.0
	TOTAL	705	100.0	100.0	

VALID CASES 705 MISSING CASES 0

V353 Y3

VALUE LABEL	VALUE	FREQUENCY	PERCENT	VALID PERCENT	CUM PERCENT
	1	69	9.8	9.8	9.8
	2	18	2.6	2.6	12.4
	3	67	9.5	9.5	21.9
	5	548	77.7	78.1	100.0
	9	3	.4	MISSING	
	TOTAL	705	100.0	100.0	

VALID CASES 702 MISSING CASES 3

V354 Y3A

VALUE LABEL	VALUE	FREQUENCY	PERCENT	VALID PERCENT	CUM PERCENT
	1	23	3.3	16.4	16.4
	2	50	7.1	35.7	52.1
	3	17	2.4	12.1	64.3
	4	50	7.1	35.7	100.0
	0	548	77.7	MISSING	
	9	17	2.4	MISSING	
	TOTAL	705	100.0	100.0	

VALID CASES 140 MISSING CASES 565

V355 Y4

VALUE LABEL	VALUE	FREQUENCY	PERCENT	VALID PERCENT	CUM PERCENT
	1	508	72.1	72.3	72.3
	2	62	8.8	8.8	81.1
	3	28	4.0	4.0	85.1
	4	105	14.9	14.9	100.0
	9	2	.3	MISSING	
	TOTAL	705	100.0	100.0	

VALID CASES 703 MISSING CASES 2

V356 Y4A

VALUE LABEL	VALUE	FREQUENCY	PERCENT	VALID PERCENT	CUM PERCENT
	1	11	1.6	5.7	5.7
	2	48	6.8	24.9	30.6
	3	72	10.2	37.3	67.9
	4	62	8.8	32.1	100.0
	0	508	72.1	MISSING	
	8	1	.1	MISSING	
	9	3	.4	MISSING	
	TOTAL	705	100.0	100.0	

VALID CASES 193 MISSING CASES 512

V357 Y5

VALUE LABEL	VALUE	FREQUENCY	PERCENT	VALID PERCENT	CUM PERCENT
	1	323	45.8	46.4	46.4
	2	232	32.9	33.3	79.7
	3	105	14.9	15.1	94.8
	4	36	5.1	5.2	100.0
	9	9	1.3	MISSING	
	TOTAL	705	100.0	100.0	

VALID CASES 696 MISSING CASES 9

V358 Y6

VALUE LABEL	VALUE	FREQUENCY	PERCENT	VALID PERCENT	CUM PERCENT
	1	472	67.0	67.8	67.8
	2	186	26.4	26.7	94.5
	3	34	4.8	4.9	99.4
	4	4	.6	.6	100.0
	9	9	1.3	MISSING	
	TOTAL	705	100.0	100.0	

VALID CASES 696 MISSING CASES 9

V359 Y7

VALUE LABEL	VALUE	FREQUENCY	PERCENT	VALID PERCENT	CUM PERCENT
	1	650	92.2	92.5	92.5
	2	46	6.5	6.5	99.0
	3	7	1.0	1.0	100.0
	9	2	.3	MISSING	
	TOTAL	705	100.0	100.0	

VALID CASES 703 MISSING CASES 2

V360 Y8

VALUE LABEL	VALUE	FREQUENCY	PERCENT	VALID PERCENT	CUM PERCENT
	1	47	6.7	88.7	88.7
	5	6	.9	11.3	100.0
	0	650	92.2	MISSING	
	9	2	.3	MISSING	
	TOTAL	705	100.0	100.0	

VALID CASES 53 MISSING CASES 652

V361 Y9

VALUE LABEL	VALUE	FREQUENCY	PERCENT	VALID PERCENT	CUM PERCENT
	1	517	73.3	75.3	75.3
	2	64	9.1	9.3	84.6
	3	52	7.4	7.6	92.1
	4	19	2.7	2.8	94.9
	5	35	5.0	5.1	100.0
	9	18	2.6	MISSING	
	TOTAL	705	100.0	100.0	

VALID CASES 687 MISSING CASES 18

V362 Y10

VALUE LABEL	VALUE	FREQUENCY	PERCENT	VALID PERCENT	CUM PERCENT
	1	276	39.1	39.5	39.5
	2	294	41.7	42.1	81.7
	3	107	15.2	15.3	97.0
	4	20	2.8	2.9	99.9
	5	1	.1	.1	100.0
	9	7	1.0	MISSING	
	TOTAL	705	100.0	100.0	

VALID CASES 698 MISSING CASES 7

V363 Y11

VALUE LABEL	VALUE	FREQUENCY	PERCENT	VALID PERCENT	CUM PERCENT
	1	9	1.3	1.3	1.3
	2	23	3.3	3.3	4.6
	3	108	15.3	15.4	19.9
	4	233	33.0	33.1	53.1
	5	330	46.8	46.9	100.0
	9	2	.3	MISSING	
	TOTAL	705	100.0	100.0	

VALID CASES 703 MISSING CASES 2

V364 Y12

VALUE LABEL	VALUE	FREQUENCY	PERCENT	VALID PERCENT	CUM PERCENT
	1	262	37.2	37.3	37.3
	2	268	38.0	38.1	75.4
	3	136	19.3	19.3	94.7
	4	27	3.8	3.8	98.6
	5	10	1.4	1.4	100.0
	9	2	.3	MISSING	
	TOTAL	705	100.0	100.0	

VALID CASES 703 MISSING CASES 2

V365 Y13

VALUE LABEL	VALUE	FREQUENCY	PERCENT	VALID PERCENT	CUM PERCENT
	1	20	2.8	2.9	2.9
	2	511	72.5	73.2	76.1
	3	55	7.8	7.9	84.0
	4	9	1.3	1.3	85.2
	5	42	6.0	6.0	91.3
	6	18	2.6	2.6	93.8
	7	33	4.7	4.7	98.6
	8	1	.1	.1	98.7
	97	9	1.3	1.3	100.0
	99	7	1.0	MISSING	
	TOTAL	705	100.0	100.0	

VALID CASES 698 MISSING CASES 7

V367 Y14

VALUE LABEL	VALUE	FREQUENCY	PERCENT	VALID PERCENT	CUM PERCENT
	1	287	40.7	40.9	40.9
	2	63	8.9	9.0	49.9
	3	304	43.1	43.4	93.3
	4	4	.6	.6	93.9
	5	6	.9	.9	94.7
	6	37	5.2	5.3	100.0
	9	4	.6	MISSING	
	TOTAL	705	100.0	100.0	

VALID CASES 701 MISSING CASES 4

V368 Y15

VALUE LABEL	VALUE	FREQUENCY	PERCENT	VALID PERCENT	CUM PERCENT
	1	232	32.9	33.2	33.2
	2	341	48.4	48.9	82.1
	3	70	9.9	10.0	92.1
	4	41	5.8	5.9	98.0
	5	14	2.0	2.0	100.0
	9	7	1.0	MISSING	
	TOTAL	705	100.0	100.0	

VALID CASES 698 MISSING CASES 7

V369 Y16.1

VALUE LABEL	VALUE	FREQUENCY	PERCENT	VALID PERCENT	CUM PERCENT
	1	141	20.0	100.0	100.0
	0	561	79.6	MISSING	
	9	3	.4	MISSING	
	TOTAL	705	100.0	100.0	

VALID CASES 141 MISSING CASES 564

V370 Y16.2

VALUE LABEL	VALUE	FREQUENCY	PERCENT	VALID PERCENT	CUM PERCENT
	1	23	3.3	100.0	100.0
	0	679	96.3	MISSING	
	9	3	.4	MISSING	
	TOTAL	705	100.0	100.0	

VALID CASES 23 MISSING CASES 682

V371 Y16.3

VALUE LABEL	VALUE	FREQUENCY	PERCENT	VALID PERCENT	CUM PERCENT
	1	596	84.5	100.0	100.0
	0	106	15.0	MISSING	
	9	3	.4	MISSING	
	TOTAL	705	100.0	100.0	

VALID CASES 596 MISSING CASES 109

PRECEDING TASK REQUIRED 2.60 SECONDS CPU TIME; 19.63 SECONDS ELAPSED.

4 COMMAND LINES READ.
0 ERRORS DETECTED.
0 WARNINGS ISSUED.
3 SECONDS CPU TIME.
157 SECONDS ELAPSED TIME.
END OF JOB.

User: 1J7A
Project: 1J7A

Sheets printed: 156
Images printed: 156
Pages printed: 156
Lines printed: 6103

Job name: RM993867
Job number: 183913
Host: UB
Devicetype: 9700
Twosided: NO
Format: LANDSCAPE
Paper: 3HOLE
Copy: 1 of 1

Entered from AD11 at: 16:37:19 Sat Sep 22/90
Printed on PTR7 at: 16:37:25 Sat Sep 22/90

For University of Michigan
This software is functional through April 30, 1991.

License Number 12493

Try the new SPSS-X Release 3.0 features:

- | | |
|--|---------------------|
| * Interactive SPSS-X command execution | * Improvements in: |
| * Online Help | * REPORT |
| * Nonlinear Regression | * TABLES |
| * Time Series and Forecasting (TRENDS) | * Simplified Syntax |
| * Macro Facility | * Matrix I/O |

See SPSS-X User's Guide, Third Edition for more information on these features.

FILE DAS90L.SYS

LABEL:

CREATED 6 DEC 90 02:35:31 421 VARIABLES

LIST OF VARIABLES ON THE ACTIVE FILE

NAME		POSITION
V1	LOG NUMBER Print Format: F4 Write Format: F4 Missing Values: 9998 THRU HIGHEST, 0	1
V2	INTERVIEWER NUMBER Print Format: F4 Write Format: F4 Missing Values: 9998 THRU HIGHEST, 0	2
V3	IWER INT NUMBER Print Format: F2 Write Format: F2 Missing Values: 98 THRU HIGHEST, 0	3
V4	INTERVIEW MONTH Print Format: F2 Write Format: F2 Missing Values: 98 THRU HIGHEST, 0	4
V5	INTERVIEW DATE Print Format: F2 Write Format: F2 Missing Values: 98 THRU HIGHEST, 0	5
V6	INTERVIEW START TIME Print Format: F4 Write Format: F4 Missing Values: 9998 THRU HIGHEST, 0	6
V7	ICP-LIVES IN DETROIT Print Format: F1 Write Format: F1 Missing Values: 8 THRU HIGHEST, 0	7

VALUE	LABEL
1	R LIVES IN DETROIT
2	ALL OTHERS

V8 CONFIRM CITY/TOWN 8
Print Format: F1
Write Format: F1
Missing Values: 8 THRU HIGHEST, 0

VALUE LABEL

0 M INAP
1 YES
3 DEPENDS
5 NO
6 NOT A US CITIZEN
8 M DK
9 M NA

V9 WHAT CITY/TOWN (A1a) 9
Print Format: F3
Write Format: F3
Missing Values: 998 THRU HIGHEST, 0

V10 TYPE OF PLACE 10
Print Format: F1
Write Format: F1
Missing Values: 8 THRU HIGHEST, 0

VALUE LABEL

0 M INAP
1 OPEN COUNTRY BUT NOT FARM
2 FARM
3 SMALL CITY-TOWN <UNDER 50K>
4 MED CITY-TOWN <50K-250K>
5 LARGE CITY <OVER 250K>
8 M DK
9 M NA

V11 SUBURB OF DETROIT? 11
Print Format: F1
Write Format: F1
Missing Values: 8 THRU HIGHEST, 0

VALUE LABEL

0 M INAP
1 YES
3 DEPENDS
5 NO
6 NOT A US CITIZEN
8 M DK
9 M NA

V12 HOW LONG AT ADDRESS 12
Print Format: F3
Write Format: F3
Missing Values: 998 THRU HIGHEST, 0

VALUE LABEL

950 ALL OF LIFE
997 LESS THAN ONE MONTH
998 M DK
999 M NA

V13 A4a- OWN/RENT? 13
Print Format: F1
Write Format: F1
Missing Values: 8 THRU HIGHEST, 0

VALUE LABEL

0 M INAP
1 OWN
2 RENT
3 OTHER
8 M DK
9 M NA

V14 A4b- OWN/RENT? 14
Print Format: F1
Write Format: F1
Missing Values: 8 THRU HIGHEST, 0

VALUE LABEL

0 M INAP
1 OWN
2 RENT
3 OTHER
8 M DK
9 M NA

V15 HOW LONG IN CITY? 15
Print Format: F3
Write Format: F3
Missing Values: 998 THRU HIGHEST, 0

VALUE LABEL

950 ALL OF LIFE
997 LESS THAN ONE MONTH
998 M DK
999 M NA

V16 TYPE OF PLACE-AGE 16 16
Print Format: F1
Write Format: F1
Missing Values: 8 THRU HIGHEST, 0

VALUE LABEL

0 M INAP
1 OPEN COUNTRY BUT NOT FARM
2 FARM
3 SMALL CITY-TOWN <UNDER 50K>
4 MED CITY-TOWN <50K-250K>
5 LARGE CITY <OVER 250K>
8 M DK
9 M NA

V17 V16-SUBURB OF CITY 17
Print Format: F1
Write Format: F1
Missing Values: 8 THRU HIGHEST, 0

VALUE LABEL

0 M INAP
1 YES
3 DEPENDS
5 NO
6 NOT A US CITIZEN
8 M DK
9 M NA

V18 IMP PROBS-COUNTRY 1 18
Print Format: F3
Write Format: F3
Missing Values: 998 THRU HIGHEST, 0

V19 IMP PROBS-COUNTRY 2 19
Print Format: F3
Write Format: F3
Missing Values: 998 THRU HIGHEST, 0

V20 IMP PROBS-COUNTRY 3 20
Print Format: F3
Write Format: F3
Missing Values: 998 THRU HIGHEST, 0

V21 ID-BLANCHARD 21
Print Format: F1
Write Format: F1
Missing Values: 8 THRU HIGHEST, 0

VALUE	LABEL
1	CORRECT
3	PARTIALLY CORRECT
5	INCORRECT
8 M	DK
9 M	NA

V22 ID-RIEGLE 22
Print Format: F1
Write Format: F1
Missing Values: 8 THRU HIGHEST, 0

VALUE	LABEL
1	CORRECT
3	PARTIALLY CORRECT
5	INCORRECT
8 M	DK
9 M	NA

V23 ID-MARSHALL 23
Print Format: F1
Write Format: F1
Missing Values: 8 THRU HIGHEST, 0

VALUE	LABEL
1	CORRECT
3	PARTIALLY CORRECT
5	INCORRECT
8 M	DK
9 M	NA

V24 ID-MAHAFFEY 24
Print Format: F1
Write Format: F1
Missing Values: 8 THRU HIGHEST, 0

VALUE	LABEL
1	CORRECT
3	PARTIALLY CORRECT
5	INCORRECT
8 M	DK
9 M	NA

V25	GOVT PRIORITY-EDUC Print Format: F1 Write Format: F1 Missing Values: 8 THRU HIGHEST, 0	25
V26	GOVT PRIORITY-EQUAL Print Format: F1 Write Format: F1 Missing Values: 8 THRU HIGHEST, 0	26
V27	GOVT PRIORITY-ECON Print Format: F1 Write Format: F1 Missing Values: 8 THRU HIGHEST, 0	27
V28	GOVT PRIORITY-ENVIR Print Format: F1 Write Format: F1 Missing Values: 8 THRU HIGHEST, 0	28
V29	GOVT PRIORITY-CRIME Print Format: F1 Write Format: F1 Missing Values: 8 THRU HIGHEST, 0	29
V30	GOVT PRIORITY-DRUG Print Format: F1 Write Format: F1 Missing Values: 8 THRU HIGHEST, 0	30
V31	ICP-B3 PROPER RANK Print Format: F1 Write Format: F1 Missing Values: 8 THRU HIGHEST, 0	31

VALUE	LABEL
0 M	INAP
1	YES
3	DEPENDS
5	NO
6	NOT A US CITIZEN
8 M	DK
9 M	NA

V32 ICP-R READ ALONE? 32
Print Format: F1
Write Format: F1
Missing Values: 8 THRU HIGHEST, 0

VALUE LABEL
1 READ SAB ALONE
2 B3a-f WERE READ ALOUD TO R

V33 VOTE IN 88(PRES)? 33
Print Format: F1
Write Format: F1
Missing Values: 8 THRU HIGHEST, 0

VALUE LABEL
0 M INAP
1 YES
3 DEPENDS
5 NO
6 NOT A US CITIZEN
8 M DK
9 M NA

V34 WHO VOTED FOR IN 88 34
Print Format: F1
Write Format: F1
Missing Values: 8 THRU HIGHEST, 0

VALUE LABEL
0 M INAP
1 DUKAKIS
2 BUSH
3 SOMEONE ELSE
8 M DONT KNOW
9 M NA

V35 FREQ-LOCAL VOTING 35
Print Format: F1
Write Format: F1
Missing Values: 8 THRU HIGHEST, 0

VALUE LABEL
1 ALWAYS
2 MOST OF THE TIME
3 SOMETIMES
4 RARELY
5 NEVER
8 M DK
9 M NA

V36 PARTY ID 36
Print Format: F1
Write Format: F1
Missing Values: 8 THRU HIGHEST, 0

VALUE	LABEL
1	REPUBLICAN
2	DEMOCRAT
3	INDEPENDENT
5	NO PREFERENCE
7	OTHER
8 M	DK
9 M	NA

V37 V36 OTHER-WHICH CLOSER 37
Print Format: F1
Write Format: F1
Missing Values: 8 THRU HIGHEST, 0

VALUE	LABEL
0 M	INAP
1	REPUBLICAN
2	DEMOCRAT
3	NEITHER
8 M	DK
9 M	NA

V38 ISSUE ACTION-PUB OFF 38
Print Format: F1
Write Format: F1
Missing Values: 8 THRU HIGHEST, 0

VALUE	LABEL
0 M	INAP
1	YES
3	DEPENDS
5	NO
6	NOT A US CITIZEN
8 M	DK
9 M	NA

V42	ISSUE ACTION-PROTEST Print Format: F1 Write Format: F1 Missing Values: 8 THRU HIGHEST, 0	42
	VALUE LABEL	
	0 M INAP	
	1 YES	
	3 DEPENDS	
	5 NO	
	6 NOT A US CITIZEN	
	8 M DK	
	9 M NA	
V43	ICP-NO ACTION Print Format: F1 Write Format: F1 Missing Values: 8 THRU HIGHEST, 0	43
	VALUE LABEL	
	1 NO TO ALL B8a-e	
	2 ALL OTHERS	
V44	ACT ON WHAT ISSUE-1 Print Format: F3 Write Format: F3 Missing Values: 998 THRU HIGHEST, 0	44
V45	ACT ON WHAT ISSUE-2 Print Format: F3 Write Format: F3 Missing Values: 998 THRU HIGHEST, 0	45
V46	ACT ON WHAT ISSUE-3 Print Format: F3 Write Format: F3 Missing Values: 998 THRU HIGHEST, 0	46

V47	POL VIEW SCALE Print Format: F2 Write Format: F2 Missing Values: 98 THRU HIGHEST, 0	47
	VALUE LABEL	
	1 EXTREMELY LIBERAL	
	2 LIBERAL	
	3 SLIGHTLY LIBERAL	
	4 MODERATE; MIDDLE OF THE ROAD	
	5 SLIGHTLY CONSERVATIVE	
	6 CONSERVATIVE	
	7 EXTREMELY CONSERVATIVE	
	8 DK	
	9 HAVE NOT THOUGHT ABOUT IT	
V48	DAYS TV NEWS Print Format: F1 Write Format: F1 Missing Values: 8 THRU HIGHEST, 0	48
V49	DAYS RADIO NEWS Print Format: F1 Write Format: F1 Missing Values: 8 THRU HIGHEST, 0	49
V50	DAYS NEWSPAPER NEWS Print Format: F1 Write Format: F1 Missing Values: 8 THRU HIGHEST, 0	50
V51	IMP PROBS-ENVIRON1 Print Format: F2 Write Format: F2 Missing Values: 98 THRU HIGHEST, 0	51
V52	IMP PROBS-ENVIRON2 Print Format: F2 Write Format: F2 Missing Values: 98 THRU HIGHEST, 0	52
V53	IMP PROBS-ENVIRON3 Print Format: F2 Write Format: F2 Missing Values: 98 THRU HIGHEST, 0	53

V54 SELF AS ENVIRONIST? 54
Print Format: F1
Write Format: F1
Missing Values: 8 THRU HIGHEST, 0

VALUE	LABEL
0 M	INAP
1	YES
3	DEPENDS
5	NO
6	NOT A US CITIZEN
8 M	DK
9 M	NA

V55 VIEW OF ENVIRONISTS 55
Print Format: F1
Write Format: F1
Missing Values: 8 THRU HIGHEST, 0

VALUE	LABEL
0 M	INAP
1	FAVORABLE
2	UNFAVORABLE
8 M	DK
9 M	NA

V56 ISSUE-DRINKING WATER 56
Print Format: F1
Write Format: F1
Missing Values: 8 THRU HIGHEST, 0

VALUE	LABEL
1	VERY SERIOUS PROBLEM
2	SOMEWHAT SERIOUS
3	NOT A VERY SERIOUS PROBLEM
4	NOT A PROBLEM AT ALL
8 M	DK
9 M	NA

V63	ISSUE-WILDLIFE LOSS Print Format: F1 Write Format: F1 Missing Values: 8 THRU HIGHEST, 0	63
	VALUE LABEL	
	1 VERY SERIOUS PROBLEM	
	2 SOMEWHAT SERIOUS	
	3 NOT A VERY SERIOUS PROBLEM	
	4 NOT A PROBLEM AT ALL	
	8 M DK	
	9 M NA	
V64	ISSUE-ACID RAIN Print Format: F1 Write Format: F1 Missing Values: 8 THRU HIGHEST, 0	64
	VALUE LABEL	
	1 VERY SERIOUS PROBLEM	
	2 SOMEWHAT SERIOUS	
	3 NOT A VERY SERIOUS PROBLEM	
	4 NOT A PROBLEM AT ALL	
	8 M DK	
	9 M NA	
V65	GOVT PRIORITY-V56 Print Format: F1 Write Format: F1 Missing Values: 8 THRU HIGHEST, 0	65
V66	GOVT PRIORITY-V57 Print Format: F1 Write Format: F1 Missing Values: 8 THRU HIGHEST, 0	66
V67	GOVT PRIORITY-V58 Print Format: F1 Write Format: F1 Missing Values: 8 THRU HIGHEST, 0	67
V68	GOVT PRIORITY-V59 Print Format: F1 Write Format: F1 Missing Values: 8 THRU HIGHEST, 0	68
V69	GOVT PRIORITY-V60 Print Format: F1 Write Format: F1 Missing Values: 8 THRU HIGHEST, 0	69

V70	GOVT PRIORITY-V61 Print Format: F1 Write Format: F1 Missing Values: 8 THRU HIGHEST, 0	70
V71	GOVT PRIORITY-V62 Print Format: F1 Write Format: F1 Missing Values: 8 THRU HIGHEST, 0	71
V72	GOVT PRIORITY-V63 Print Format: F1 Write Format: F1 Missing Values: 8 THRU HIGHEST, 0	72
V73	GOVT PRIORITY-V64 Print Format: F1 Write Format: F1 Missing Values: 8 THRU HIGHEST, 0	73
V74	ICP-B18 PROPER RANK Print Format: F1 Write Format: F1 Missing Values: 8 THRU HIGHEST, 0	74
V75	ICP-R READ ALONE? Print Format: F1 Write Format: F1 Missing Values: 8 THRU HIGHEST, 0	75
V76	HOUSEHOLD RECYCLING Print Format: F1 Write Format: F1 Missing Values: 8 THRU HIGHEST, 0	76

VALUE LABEL

0 M	inap
1	strongly agree
2	somewhat agree
3	somewhat disagree
4	strongly disagree
8 M	dk
9 M	na

V77 PUBLIC TRANSPORT 77
Print Format: F1
Write Format: F1
Missing Values: 8 THRU HIGHEST, 0

VALUE LABEL

0 M inap
1 strongly agree
2 somewhat agree
3 somewhat disagree
4 strongly disagree
8 M dk
9 M na

V78 BUSINESS RECYCLE 78
Print Format: F1
Write Format: F1
Missing Values: 8 THRU HIGHEST, 0

VALUE LABEL

0 M inap
1 strongly agree
2 somewhat agree
3 somewhat disagree
4 strongly disagree
8 M dk
9 M na

V79 PENALIZE INDUST POLL 79
Print Format: F1
Write Format: F1
Missing Values: 8 THRU HIGHEST, 0

VALUE LABEL

0 M inap
1 strongly agree
2 somewhat agree
3 somewhat disagree
4 strongly disagree
8 M dk
9 M na

V70	GOVT PRIORITY-V61 Print Format: F1 Write Format: F1 Missing Values: 8 THRU HIGHEST, 0	70
V71	GOVT PRIORITY-V62 Print Format: F1 Write Format: F1 Missing Values: 8 THRU HIGHEST, 0	71
V72	GOVT PRIORITY-V63 Print Format: F1 Write Format: F1 Missing Values: 8 THRU HIGHEST, 0	72
V73	GOVT PRIORITY-V64 Print Format: F1 Write Format: F1 Missing Values: 8 THRU HIGHEST, 0	73
V74	ICP-B18 PROPER RANK Print Format: F1 Write Format: F1 Missing Values: 8 THRU HIGHEST, 0	74
V75	ICP-R READ ALONE? Print Format: F1 Write Format: F1 Missing Values: 8 THRU HIGHEST, 0	75
V76	HOUSEHOLD RECYCLING Print Format: F1 Write Format: F1 Missing Values: 8 THRU HIGHEST, 0	76

VALUE LABEL

0 M	inap
1	strongly agree
2	somewhat agree
3	somewhat disagree
4	strongly disagree
8 M	dk
9 M	na

V77 PUBLIC TRANSPORT 77
Print Format: F1
Write Format: F1
Missing Values: 8 THRU HIGHEST, 0

VALUE LABEL

0 M inap
1 strongly agree
2 somewhat agree
3 somewhat disagree
4 strongly disagree
8 M dk
9 M na

V78 BUSINESS RECYCLE 78
Print Format: F1
Write Format: F1
Missing Values: 8 THRU HIGHEST, 0

VALUE LABEL

0 M inap
1 strongly agree
2 somewhat agree
3 somewhat disagree
4 strongly disagree
8 M dk
9 M na

V79 PENALIZE INDUST POLL 79
Print Format: F1
Write Format: F1
Missing Values: 8 THRU HIGHEST, 0

VALUE LABEL

0 M inap
1 strongly agree
2 somewhat agree
3 somewhat disagree
4 strongly disagree
8 M dk
9 M na

V80 LAWS EFFECT ON JOBS 80
Print Format: F1
Write Format: F1
Missing Values: 8 THRU HIGHEST, 0

VALUE	LABEL
1	ELIMINATE JOBS
3	NO EFFECT
5	CREATE JOBS
8 M	DK
9 M	NA

V81 OPIN-HUMAN HARMONY 81
Print Format: F1
Write Format: F1
Missing Values: 8 THRU HIGHEST, 0

VALUE	LABEL
0 M	inap
1	strongly agree
2	somewhat agree
3	somewhat disagree
4	strongly disagree
8 M	dk
9 M	na

V82 OPIN-GROWTH LIMITS 82
Print Format: F1
Write Format: F1
Missing Values: 8 THRU HIGHEST, 0

VALUE	LABEL
0 M	inap
1	strongly agree
2	somewhat agree
3	somewhat disagree
4	strongly disagree
8 M	dk
9 M	na

V83 OPIN-CHANGE ENVIRON 83
Print Format: F1
Write Format: F1
Missing Values: 8 THRU HIGHEST, 0

VALUE	LABEL
0 M	inap
1	strongly agree
2	somewhat agree
3	somewhat disagree
4	strongly disagree
8 M	dk
9 M	na

V84 OP-INTERFER=DISASTER 84
Print Format: F1
Write Format: F1
Missing Values: 8 THRU HIGHEST, 0

VALUE	LABEL
0 M	inap
1	strongly agree
2	somewhat agree
3	somewhat disagree
4	strongly disagree
8 M	dk
9 M	na

V85 ORG-RELIGIOUS 85
Print Format: F1
Write Format: F1
Missing Values: 8 THRU HIGHEST, 0

VALUE	LABEL
0 M	INAP
1	YES
3	DEPENDS
5	NO
6	NOT A US CITIZEN
8 M	DK
9 M	NA

V86 HOW MANY V85 86
Print Format: F2
Write Format: F2
Missing Values: 98 THRU HIGHEST, 0

V99	ICP-GROUP MEMBERSHIP Print Format: F1 Write Format: F1 Missing Values: 8 THRU HIGHEST, 0 VALUE LABEL 0 M R BELONGS TO NO GROUPS 1 R BELONGS TO A GROUP LISTED IN A-G 9 M PAGE BLANK	99
V100	OTHER GROUPS? Print Format: F1 Write Format: F1 Missing Values: 8 THRU HIGHEST, 0 VALUE LABEL 0 M INAP 1 YES 3 DEPENDS 5 NO 6 NOT A US CITIZEN 8 M DK 9 M NA	100
V101	HOW MANY OTHER GROUP Print Format: F2 Write Format: F2 Missing Values: 98 THRU HIGHEST, 0	101
V102	WHAT KIND OF GROUP 1 Print Format: F3 Write Format: F3 Missing Values: 998 THRU HIGHEST, 0	102
V103	WHAT KIND OF GROUP 2 Print Format: F3 Write Format: F3 Missing Values: 998 THRU HIGHEST, 0	103
V104	WHAT KIND OF GROUP 3 Print Format: F3 Write Format: F3 Missing Values: 998 THRU HIGHEST, 0	104
V105	ICP-R GROUP MEMBER Print Format: F1 Write Format: F1 Missing Values: 8 THRU HIGHEST, 0	105

V106 ICP-NEIGHBORHOOD GR 106
Print Format: F1
Write Format: F1
Missing Values: 8 THRU HIGHEST, 0

VALUE	LABEL
1	R BELONGS TO GROUPS NEIGHBORHOOD POLLUTION
2	ALL OTHERS

V107 ICP-RECORD GR NAME 1 107
Print Format: F1
Write Format: F1
Missing Values: 8 THRU HIGHEST, 0

VALUE	LABEL
0 M	INAP
1	GROUPS RECORDED IN C6a-c
5	NO GROUPS RECORDED

V108 ICP-NATL ENVIRON GR 108
Print Format: F1
Write Format: F1
Missing Values: 8 THRU HIGHEST, 0

VALUE	LABEL
1	R BELONGS TO NATIONAL ENVIRONMENT ORGS
2	ALL OTHERS

V109 ICP-RECORD GR NAME 2 109
Print Format: F1
Write Format: F1
Missing Values: 8 THRU HIGHEST, 0

VALUE	LABEL
0 M	INAP
1	GROUPS RECORDED IN C8a-c
5	NO GROUPS RECORDED

V110 ICP-IN OTHER GROUPS? 110
Print Format: F1
Write Format: F1
Missing Values: 8 THRU HIGHEST, 0

VALUE	LABEL
0 M	INAP
1	R DOES NOT BELONG TO ANY OTHER GROUPS
2	ALL OTHERS

V111	E GR EFFECT POLICY? Print Format: F1 Write Format: F1 Missing Values: 8 THRU HIGHEST, 0	111
V112	V111-WHICH GROUP1? Print Format: F1 Write Format: F1 Missing Values: 8 THRU HIGHEST, 0	112
	VALUE LABEL	
	0 M INAP	
	1 GROUPS RECORDED IN C11a	
	5 NO GROUPS RECORDED	
V113	WHICH ISSUES V112-1 Print Format: F2 Write Format: F2 Missing Values: 98 THRU HIGHEST, 0	113
V114	WHICH ISSUES V112-2 Print Format: F2 Write Format: F2 Missing Values: 98 THRU HIGHEST, 0	114
V115	WHICH ISSUES V112-3 Print Format: F2 Write Format: F2 Missing Values: 98 THRU HIGHEST, 0	115
V116	V111-WHICH GROUP2? Print Format: F1 Write Format: F1 Missing Values: 8 THRU HIGHEST, 0	116
	VALUE LABEL	
	0 M INAP	
	1 GROUPS RECORDED IN C11b	
	5 NO GROUPS RECORDED	
V117	WHICH ISSUES V116-1 Print Format: F2 Write Format: F2 Missing Values: 98 THRU HIGHEST, 0	117
V118	WHICH ISSUES V116-2 Print Format: F2 Write Format: F2 Missing Values: 98 THRU HIGHEST, 0	118

V119 WHICH ISSUES V116-3 119
Print Format: F2
Write Format: F2
Missing Values: 98 THRU HIGHEST, 0

V120 V111-WHICH GROUP3? 120
Print Format: F1
Write Format: F1
Missing Values: 8 THRU HIGHEST, 0

VALUE LABEL

0 M INAP
1 GROUPS RECORDED IN C11c
5 NO GROUPS RECORDED

V121 WHICH ISSUES V120-1 121
Print Format: F2
Write Format: F2
Missing Values: 98 THRU HIGHEST, 0

V122 WHICH ISSUES V120-2 122
Print Format: F2
Write Format: F2
Missing Values: 98 THRU HIGHEST, 0

V123 WHICH ISSUES V120-3 123
Print Format: F2
Write Format: F2
Missing Values: 98 THRU HIGHEST, 0

V124 NE GR EFFECT POLICY 124
Print Format: F1
Write Format: F1
Missing Values: 8 THRU HIGHEST, 0

VALUE LABEL

0 M INAP
1 YES
3 DEPENDS
5 NO
6 NOT A US CITIZEN
8 M DK
9 M NA

V125	V124-WHICH GROUP1? Print Format: F1 Write Format: F1 Missing Values: 8 THRU HIGHEST, 0	125
	VALUE LABEL	
	0 M INAP	
	1 GROUPS RECORDED IN C14a	
	5 NO GROUPS RECORDED	
V126	WHICH ISSUES V125-1 Print Format: F2 Write Format: F2 Missing Values: 98 THRU HIGHEST, 0	126
V127	WHICH ISSUES V125-2 Print Format: F2 Write Format: F2 Missing Values: 98 THRU HIGHEST, 0	127
V128	WHICH ISSUES V125-3 Print Format: F2 Write Format: F2 Missing Values: 98 THRU HIGHEST, 0	128
V129	V124-WHICH GROUP2? Print Format: F1 Write Format: F1 Missing Values: 8 THRU HIGHEST, 0	129
	VALUE LABEL	
	0 M INAP	
	1 GROUPS RECORDED IN C14b	
	5 NO GROUPS RECORDED	
V130	WHICH ISSUES V129-1 Print Format: F2 Write Format: F2 Missing Values: 98 THRU HIGHEST, 0	130
V131	WHICH ISSUES V129-2 Print Format: F2 Write Format: F2 Missing Values: 98 THRU HIGHEST, 0	131
V132	WHICH ISSUES V129-3 Print Format: F2 Write Format: F2 Missing Values: 98 THRU HIGHEST, 0	132

V133 V124-WHICH GROUP3? 133
Print Format: F1
Write Format: F1
Missing Values: 8 THRU HIGHEST, 0

VALUE LABEL

0 M INAP
1 GROUPS RECORDED IN C14c
5 NO GROUPS RECORDED

V134 WHICH ISSUES V133-1 134
Print Format: F2
Write Format: F2
Missing Values: 98 THRU HIGHEST, 0

V135 WHICH ISSUES V133-2 135
Print Format: F2
Write Format: F2
Missing Values: 98 THRU HIGHEST, 0

V136 WHICH ISSUES V133-3 136
Print Format: F2
Write Format: F2
Missing Values: 98 THRU HIGHEST, 0

V137 HISPANIC/SPANISH DES 137
Print Format: F1
Write Format: F1
Missing Values: 8 THRU HIGHEST, 0

VALUE LABEL

0 M INAP
1 YES
3 DEPENDS
5 NO
6 NOT A US CITIZEN
8 M DK
9 M NA

V138 SELF-ID RACE 138

Print Format: F1
Write Format: F1
Missing Values: 8 THRU HIGHEST, 0

VALUE	LABEL
1	WHITE
2	BLACK
3	AFRICAN AMERICAN
4	ASIAN
7	OTHER
8 M	DK
9 M	NA

V139 BLACK POSITION-5 YR 139

Print Format: F1
Write Format: F1
Missing Values: 8 THRU HIGHEST, 0

VALUE	LABEL
1	MUCH BETTER
2	SOMEWHAT BETTER
3	ABOUT THE SAME
4	SOMEWHAT WORSE
5	MUCH WORSE
8 M	DK; REFUSED

V140 POL/ECON EQUALITY 140

Print Format: F1
Write Format: F1
Missing Values: 8 THRU HIGHEST, 0

VALUE	LABEL
0 M	INAP
1	VERY IMPORTANT
2	SOMEWHAT IMPORTANT
3	NOT VERY IMPORTANT
4	NOT CLOSE AT ALL
8 M	DK
9 M	NA

V141 ICP-RACE ID BY IWER 141

Print Format: F1
Write Format: F1
Missing Values: 8 THRU HIGHEST, 0

VALUE	LABEL
1	R IS WHITE, ASIAN, OR OTHER
2	IS BLACK OR AFRICAN-AMERICAN

V142 AFFINITY-YNG BLACKS 142
Print Format: F1
Write Format: F1
Missing Values: 8 THRU HIGHEST, 0

VALUE	LABEL
0 M	INAP
1	VERY CLOSE
2	SOMEWHAT CLOSE
3	NOT VERY CLOSE
4	NOT CLOSE AT ALL
8 M	DK
9 M	NA

V143 AFFINITY-OLD BLACKS 143
Print Format: F1
Write Format: F1
Missing Values: 8 THRU HIGHEST, 0

VALUE	LABEL
0 M	INAP
1	VERY CLOSE
2	SOMEWHAT CLOSE
3	NOT VERY CLOSE
4	NOT CLOSE AT ALL
8 M	DK
9 M	NA

V144 AFFINITY-MC BLACKS 144
Print Format: F1
Write Format: F1
Missing Values: 8 THRU HIGHEST, 0

VALUE	LABEL
0 M	INAP
1	VERY CLOSE
2	SOMEWHAT CLOSE
3	NOT VERY CLOSE
4	NOT CLOSE AT ALL
8 M	DK
9 M	NA

V145 AFFINITY-WC BLACKS 145
Print Format: F1
Write Format: F1
Missing Values: 8 THRU HIGHEST, 0

VALUE LABEL

0 M INAP
1 VERY CLOSE
2 SOMEWHAT CLOSE
3 NOT VERY CLOSE
4 NOT CLOSE AT ALL
8 M DK
9 M NA

V146 AFFINITY-AFR. NAMES 146
Print Format: F1
Write Format: F1
Missing Values: 8 THRU HIGHEST, 0

VALUE LABEL

0 M INAP
1 VERY CLOSE
2 SOMEWHAT CLOSE
3 NOT VERY CLOSE
4 NOT CLOSE AT ALL
8 M DK
9 M NA

V147 AFFINITY-BYPASS LAWS 147
Print Format: F1
Write Format: F1
Missing Values: 8 THRU HIGHEST, 0

VALUE LABEL

0 M INAP
1 VERY CLOSE
2 SOMEWHAT CLOSE
3 NOT VERY CLOSE
4 NOT CLOSE AT ALL
8 M DK
9 M NA

V148 BLACKS VOTE BLACK 148
Print Format: F1
Write Format: F1
Missing Values: 8 THRU HIGHEST, 0

VALUE	LABEL
0 M	inap
1	strongly agree
2	somewhat agree
3	somewhat disagree
4	strongly disagree
8 M	dk
9 M	na

V149 BLACKS VOTE JACKSON 149
Print Format: F1
Write Format: F1
Missing Values: 8 THRU HIGHEST, 0

VALUE	LABEL
0 M	inap
1	strongly agree
2	somewhat agree
3	somewhat disagree
4	strongly disagree
8 M	dk
9 M	na

V150 BLACKS BUY BLACK 150
Print Format: F1
Write Format: F1
Missing Values: 8 THRU HIGHEST, 0

VALUE	LABEL
0 M	inap
1	strongly agree
2	somewhat agree
3	somewhat disagree
4	strongly disagree
8 M	dk
9 M	na

V151 FOLLOW LOCAL AFFAIRS 151
Print Format: F1
Write Format: F1
Missing Values: 8 THRU HIGHEST, 0

VALUE	LABEL
1	MOST OF THE TIME
2	SOME OF THE TIME
3	ONLY NOW AND THEN
4	HARDLY AT ALL
5	NEVER
8 M	DON'T KNOW
9 M	NA

V152 HOW FIND OUT:FRIENDS AND NEIGHBORS 152
Print Format: F1
Write Format: F1
Missing Values: 8 THRU HIGHEST, 0

VALUE	LABEL
0 M	inap
1	marked
5	not marked

V153 HOW FIND OUT:CHURCH 153
Print Format: F1
Write Format: F1
Missing Values: 8 THRU HIGHEST, 0

VALUE	LABEL
0 M	inap
1	marked
5	not marked

V154 HOW FIND OUT:LOCAL ORGANIZATIONS 154
Print Format: F1
Write Format: F1
Missing Values: 8 THRU HIGHEST, 0

VALUE	LABEL
0 M	inap
1	marked
5	not marked

V155 HOW FIND OUT:POSTURES-BROCHURES 155
Print Format: F1
Write Format: F1
Missing Values: 8 THRU HIGHEST, 0

VALUE LABEL
0 M inap
1 marked
5 not marked

V156 HOW FIND OUT:TELEVISION 156
Print Format: F1
Write Format: F1
Missing Values: 8 THRU HIGHEST, 0

VALUE LABEL
0 M inap
1 marked
5 not marked

V157 HOW FIND OUT:NEWSPAPERS 157
Print Format: F1
Write Format: F1
Missing Values: 8 THRU HIGHEST, 0

VALUE LABEL
0 M inap
1 marked
5 not marked

V158 HOW FIND OUT:RADIO 158
Print Format: F1
Write Format: F1
Missing Values: 8 THRU HIGHEST, 0

VALUE LABEL
0 M inap
1 marked
5 not marked

V159 HOW FIND OUT:PEOPLE COMING TO DOOR 159
Print Format: F1
Write Format: F1
Missing Values: 8 THRU HIGHEST, 0

VALUE LABEL

0 M inap
1 marked
5 not marked

V160 IWER CHECK: MENTIONED HOW FIND OUT 160
Print Format: F1
Write Format: F1
Missing Values: 8 THRU HIGHEST, 0

VALUE LABEL

1 R SAID NONE
2 AT LEAST ONE LETTER MARKED
9 M QUESTION BLANK

V161 HOW SATISFIED WITH NEIGHBORHOOD 161
Print Format: F1
Write Format: F1
Missing Values: 8 THRU HIGHEST, 0

VALUE LABEL

1 VERY SATISFIED
2 SOMEWHAT SATISFIED
3 SOMEWHAT DISSATISFIED
4 VERY DISSATISFIED
8 M DK
9 M NA

V162 1ST IMPORTANT PROBLEM FACING CITY/TOWN 162
Print Format: F3
Write Format: F3
Missing Values: 998 THRU HIGHEST, 0

V163 2ND IMPORTANT PROBLEM FACING CITY/TOWN 163
Print Format: F3
Write Format: F3
Missing Values: 998 THRU HIGHEST, 0

V164 3RD IMPORTANT PROBLEM FACING CITY/TOWN 164
Print Format: F3
Write Format: F3
Missing Values: 998 THRU HIGHEST, 0

V165 CHECK:RACE 165
Print Format: F1
Write Format: F1
Missing Values: 8 THRU HIGHEST, 0

VALUE	LABEL
1	R IS ASIAN OR OTHER
2	R IS BLACK OR AFRICAN-AMERICAN
3	R IS WHITE

V166 RACIAL MIX OF NEIGHBORHOOD:WHITE 166
Print Format: F1
Write Format: F1
Missing Values: 8 THRU HIGHEST, 0

VALUE	LABEL
0 M	inap
1	all black
2	mostly black
3	half black and half black
4	mostly black
5	all black
8 M	dk
9 M	na

V167 RACIAL MIX OF NEIGHBORHOOD:BLACK 167
Print Format: F1
Write Format: F1
Missing Values: 8 THRU HIGHEST, 0

V168 RATE:NEIGHBORS FRIENDLINESS 168
Print Format: F1
Write Format: F1
Missing Values: 8 THRU HIGHEST, 0

VALUE	LABEL
1	EXCELLENT
2	GOOD
3	ADEQUATE
4	POOR
5	VERY POOR
8 M	DK
9 M	NA

V169 RATE:SHOPPING 169
Print Format: F1
Write Format: F1
Missing Values: 8 THRU HIGHEST, 0

VALUE	LABEL
1	EXCELLENT
2	GOOD
3	ADEQUATE
4	POOR
5	VERY POOR
8 M	DK
9 M	NA

V170 RATE:RECREATION 170
Print Format: F1
Write Format: F1
Missing Values: 8 THRU HIGHEST, 0

VALUE	LABEL
1	EXCELLENT
2	GOOD
3	ADEQUATE
4	POOR
5	VERY POOR
8 M	DK
9 M	NA

V171 RATE:PUBLIC SCHOOLS 171
Print Format: F1
Write Format: F1
Missing Values: 8 THRU HIGHEST, 0

VALUE	LABEL
1	EXCELLENT
2	GOOD
3	ADEQUATE
4	POOR
5	VERY POOR
8 M	DK
9 M	NA

V172 RATE:NEIGHBORHOOD UPKEEP 172
Print Format: F1
Write Format: F1
Missing Values: 8 THRU HIGHEST, 0

VALUE	LABEL
1	EXCELLENT
2	GOOD
3	ADEQUATE
4	POOR
5	VERY POOR
8 M	DK
9 M	NA

V173 RATE:QUALITY OF AIR 173
Print Format: F1
Write Format: F1
Missing Values: 8 THRU HIGHEST, 0

VALUE	LABEL
1	EXCELLENT
2	GOOD
3	ADEQUATE
4	POOR
5	VERY POOR
8 M	DK
9 M	NA

V174 RATE:QUALITY OF DRINKING WATER 174
Print Format: F1
Write Format: F1
Missing Values: 8 THRU HIGHEST, 0

VALUE	LABEL
1	EXCELLENT
2	GOOD
3	ADEQUATE
4	POOR
5	VERY POOR
8 M	DK
9 M	NA

V175 HOW SERIOUS PROBLEM:TRAFFIC CONGESTION 175
Print Format: F1
Write Format: F1
Missing Values: 8 THRU HIGHEST, 0

VALUE	LABEL
1	VERY SERIOUS PROBLEM
2	SOMEWHAT SERIOUS
3	NOT A VERY SERIOUS PROBLEM
4	NOT A PROBLEM AT ALL
8 M	DK
9 M	NA

V176 HOW SERIOUS PROBLEM:NOISE LEVEL 176
Print Format: F1
Write Format: F1
Missing Values: 8 THRU HIGHEST, 0

VALUE	LABEL
1	VERY SERIOUS PROBLEM
2	SOMEWHAT SERIOUS
3	NOT A VERY SERIOUS PROBLEM
4	NOT A PROBLEM AT ALL
8 M	DK
9 M	NA

V177 HOW SERIOUS PROBLEM:NEW CONSTRUCTION 177
Print Format: F1
Write Format: F1
Missing Values: 8 THRU HIGHEST, 0

VALUE	LABEL
1	VERY SERIOUS PROBLEM
2	SOMEWHAT SERIOUS
3	NOT A VERY SERIOUS PROBLEM
4	NOT A PROBLEM AT ALL
8 M	DK
9 M	NA

V178 HOW SERIOUS PROBLEM:ABANDONED HOUSES 178
Print Format: F1
Write Format: F1
Missing Values: 8 THRU HIGHEST, 0

VALUE	LABEL
1	VERY SERIOUS PROBLEM
2	SOMEWHAT SERIOUS
3	NOT A VERY SERIOUS PROBLEM
4	NOT A PROBLEM AT ALL
8 M	DK
9 M	NA

V179 HOW SERIOUS PROBLEM:LITTER-GARBAGE 179
Print Format: F1
Write Format: F1
Missing Values: 8 THRU HIGHEST, 0

VALUE	LABEL
1	VERY SERIOUS PROBLEM
2	SOMEWHAT SERIOUS
3	NOT A VERY SERIOUS PROBLEM
4	NOT A PROBLEM AT ALL
8 M	DK
9 M	NA

V180 HOW SERIOUS PROBLEM:VERMIN 180
Print Format: F1
Write Format: F1
Missing Values: 8 THRU HIGHEST, 0

VALUE	LABEL
1	VERY SERIOUS PROBLEM
2	SOMEWHAT SERIOUS
3	NOT A VERY SERIOUS PROBLEM
4	NOT A PROBLEM AT ALL
8 M	DK
9 M	NA

V181 HOW SERIOUS PROBLEM:LEAD EXPOSURE 181
Print Format: F1
Write Format: F1
Missing Values: 8 THRU HIGHEST, 0

VALUE	LABEL
1	VERY SERIOUS PROBLEM
2	SOMEWHAT SERIOUS
3	NOT A VERY SERIOUS PROBLEM
4	NOT A PROBLEM AT ALL
8 M	DK
9 M	NA

V182 HOW SERIOUS PROBLEM:CRIME-DRUGS 182
Print Format: F1
Write Format: F1
Missing Values: 8 THRU HIGHEST, 0

VALUE	LABEL
1	VERY SERIOUS PROBLEM
2	SOMEWHAT SERIOUS
3	NOT A VERY SERIOUS PROBLEM
4	NOT A PROBLEM AT ALL
8 M	DK
9 M	NA

V183 CONTACTED AT DOOR LAST 12MONTHS-ENVIRONMENT 183
Print Format: F1
Write Format: F1
Missing Values: 8 THRU HIGHEST, 0

VALUE	LABEL
0 M	INAP
1	YES
3	DEPENDS
5	NO
6	NOT A US CITIZEN
8 M	DK
9 M	NA

V184 HOW OFTEN:RETURN BOTTLES-CANS 184
Print Format: F1
Write Format: F1
Missing Values: 8 THRU HIGHEST, 0

VALUE LABEL

1 ALWAYS
2 OFTEN
3 SOMETIMES
4 RARELY
5 NEVER
8 M DK
9 M NA

V185 HOW OFTEN:KEEP THERMOSTAT DOWN 185
Print Format: F1
Write Format: F1
Missing Values: 8 THRU HIGHEST, 0

VALUE LABEL

1 ALWAYS
2 OFTEN
3 SOMETIMES
4 RARELY
5 NEVER
8 M DK
9 M NA

V186 HOW OFTEN:BUY NON-AEROSOL SPRAYS 186
Print Format: F1
Write Format: F1
Missing Values: 8 THRU HIGHEST, 0

VALUE LABEL

1 ALWAYS
2 OFTEN
3 SOMETIMES
4 RARELY
5 NEVER
8 M DK
9 M NA

V187 HOW OFTEN:TURN OFF LIGHTS TO SAVE ELECTRIC 187
Print Format: F1
Write Format: F1
Missing Values: 8 THRU HIGHEST, 0

VALUE	LABEL
1	ALWAYS
2	OFTEN
3	SOMETIMES
4	RARELY
5	NEVER
8 M	DK
9 M	NA

V188 HOW OFTEN:SAVE MATERIALS FOR RECYCLING 188
Print Format: F1
Write Format: F1
Missing Values: 8 THRU HIGHEST, 0

VALUE	LABEL
1	ALWAYS
2	OFTEN
3	SOMETIMES
4	RARELY
5	NEVER
8 M	DK
9 M	NA

V189 CHECK:B9 CHECK MARKED 1 189
Print Format: F1
Write Format: F1
Missing Values: 8 THRU HIGHEST, 0

VALUE	LABEL
1	B9 CHECK IS 1
2	ALL OTHERS

V190 ENVIRONMENT:ATTEND MEETINGS 190
Print Format: F1
Write Format: F1
Missing Values: 8 THRU HIGHEST, 0

VALUE LABEL

0 M INAP
1 YES
3 DEPENDS
5 NO
6 NOT A US CITIZEN
8 M DK
9 M NA

V191 ENVIRONMENT:WORK FOR PARTY CANDIDATE OFR GROUP 191
Print Format: F1
Write Format: F1
Missing Values: 8 THRU HIGHEST, 0

VALUE LABEL

0 M INAP
1 YES
3 DEPENDS
5 NO
6 NOT A US CITIZEN
8 M DK
9 M NA

V192 ENVIRONMENT:CONTACTED OFFICIAL 192
Print Format: F1
Write Format: F1
Missing Values: 8 THRU HIGHEST, 0

VALUE LABEL

0 M INAP
1 YES
3 DEPENDS
5 NO
6 NOT A US CITIZEN
8 M DK
9 M NA

V193 ENVIRONMENT: DEMONSTRATE OR PROTEST 193
Print Format: F1
Write Format: F1
Missing Values: 8 THRU HIGHEST, 0

VALUE LABEL

0 M INAP
1 YES
3 DEPENDS
5 NO
6 NOT A US CITIZEN
8 M DK
9 M NA

V194 ENVIRONMENT: CONTRIBUTED MONEY 194
Print Format: F1
Write Format: F1
Missing Values: 8 THRU HIGHEST, 0

VALUE LABEL

0 M INAP
1 YES
3 DEPENDS
5 NO
6 NOT A US CITIZEN
8 M DK
9 M NA

V195 CHECK: R SAID NO V190-V194 195
Print Format: F1
Write Format: F1
Missing Values: 8 THRU HIGHEST, 0

VALUE LABEL

0 M INAP
1 R RESPONDED NO TO E13A-E13E
2 ALL OTHERS

V196 1ST ISSUE TOOK ACTION 196
Print Format: F3
Write Format: F3
Missing Values: 998 THRU HIGHEST, 0

V197 2ND ISSUE TOOK ACTION 197
Print Format: F3
Write Format: F3
Missing Values: 998 THRU HIGHEST, 0

V198 3RD ISSUE TOOK ACTION 198
Print Format: F3
Write Format: F3
Missing Values: 998 THRU HIGHEST, 0

V199 WHICH-JOBS OR ENVIRONMENT 199
Print Format: F1
Write Format: F1
Missing Values: 8 THRU HIGHEST, 0

VALUE	LABEL
1	PROTECT ENVIRONMENT
5	PROTECT JOBS AND INDUSTRY
8 M	DK
9 M	NA

V200 ENVIRONMENTALISTS:HOW MUCH INFLUENCE 200
Print Format: F1
Write Format: F1
Missing Values: 8 THRU HIGHEST, 0

VALUE	LABEL
1	TOO MUCH INFLUENCE
2	JUST ABOUT RIGHT
3	TOO LITTLE INFLUENCE
8 M	DK
9 M	NA

V201 LABOR UNIONS:HOW MUCH INFLUENCE 201
Print Format: F1
Write Format: F1
Missing Values: 8 THRU HIGHEST, 0

VALUE	LABEL
1	TOO MUCH INFLUENCE
2	JUST ABOUT RIGHT
3	TOO LITTLE INFLUENCE
8 M	DK
9 M	NA

V202 BUSINESS:HOW MUCH INFLUENCE 202
Print Format: F1
Write Format: F1
Missing Values: 8 THRU HIGHEST, 0

VALUE	LABEL
1	TOO MUCH INFLUENCE
2	JUST ABOUT RIGHT
3	TOO LITTLE INFLUENCE
8 M	DK
9 M	NA

V203 BLACKS:HOW MUCH INFLUENCE 203
Print Format: F1
Write Format: F1
Missing Values: 8 THRU HIGHEST, 0

VALUE	LABEL
1	TOO MUCH INFLUENCE
2	JUST ABOUT RIGHT
3	TOO LITTLE INFLUENCE
8 M	DK
9 M	NA

V204 WHITES:HOW MUCH INFLUENCE 204
Print Format: F1
Write Format: F1
Missing Values: 8 THRU HIGHEST, 0

VALUE	LABEL
1	TOO MUCH INFLUENCE
2	JUST ABOUT RIGHT
3	TOO LITTLE INFLUENCE
8 M	DK
9 M	NA

V205 UPPER CLASS:HOW MUCH INFLUENCE 205
Print Format: F1
Write Format: F1
Missing Values: 8 THRU HIGHEST, 0

VALUE	LABEL
1	TOO MUCH INFLUENCE
2	JUST ABOUT RIGHT
3	TOO LITTLE INFLUENCE
8 M	DK
9 M	NA

V206 MIDDLE CLASS:HOW MUCH INFLUENCE 206
Print Format: F1
Write Format: F1
Missing Values: 8 THRU HIGHEST, 0

VALUE	LABEL
1	TOO MUCH INFLUENCE
2	JUST ABOUT RIGHT
3	TOO LITTLE INFLUENCE
8 M	DK
9 M	NA

V207 THE POOR:HOW MUCH INFLUENCE 207
Print Format: F1
Write Format: F1
Missing Values: 8 THRU HIGHEST, 0

VALUE	LABEL
1	TOO MUCH INFLUENCE
2	JUST ABOUT RIGHT
3	TOO LITTLE INFLUENCE
8 M	DK
9 M	NA

V208 CHECK:R READ SAB ALONE 208
Print Format: F1
Write Format: F1
Missing Values: 8 THRU HIGHEST, 0

VALUE	LABEL
1	R READ SAB ALONE
2	F1a-h WERE READ TO R

V209 HOW EFFECTIVE:CONTRIBUTE MONEY 209
Print Format: F1
Write Format: F1
Missing Values: 8 THRU HIGHEST, 0

VALUE	LABEL
0 M	INAP
1	VERY EFFECTIVE
2	SOMEWHAT EFFECTIVE
3	NOT VERY EFFECTIVE
4	NOT AT ALL EFFECTIVE
8 M	DK
9 M	NA

V210 HOW EFFECTIVE:CONTACT PUBLIC OFFICIALS 210
Print Format: F1
Write Format: F1
Missing Values: 8 THRU HIGHEST, 0

VALUE LABEL

0 M INAP
1 VERY EFFECTIVE
2 SOMEWHAT EFFECTIVE
3 NOT VERY EFFECTIVE
4 NOT AT ALL EFFECTIVE
8 M DK
9 M NA

V211 HOW EFFECTIVE:WORK FOR CANDIDATE 211
Print Format: F1
Write Format: F1
Missing Values: 8 THRU HIGHEST, 0

VALUE LABEL

0 M INAP
1 VERY EFFECTIVE
2 SOMEWHAT EFFECTIVE
3 NOT VERY EFFECTIVE
4 NOT AT ALL EFFECTIVE
8 M DK
9 M NA

V212 HOW EFFECTIVE:ATTEND MEETINGS 212
Print Format: F1
Write Format: F1
Missing Values: 8 THRU HIGHEST, 0

VALUE LABEL

0 M INAP
1 VERY EFFECTIVE
2 SOMEWHAT EFFECTIVE
3 NOT VERY EFFECTIVE
4 NOT AT ALL EFFECTIVE
8 M DK
9 M NA

V213 HOW EFFECTIVE:DEMONSTRATE 213
Print Format: F1
Write Format: F1
Missing Values: 8 THRU HIGHEST, 0

VALUE LABEL

0 M INAP
1 VERY EFFECTIVE
2 SOMEWHAT EFFECTIVE
3 NOT VERY EFFECTIVE
4 NOT AT ALL EFFECTIVE
8 M DK
9 M NA

V214 HOW MUCH ATTENTION WOULD OFFICIAL PAY TO R 214
Print Format: F1
Write Format: F1
Missing Values: 8 THRU HIGHEST, 0

VALUE LABEL

1 SERIOUS ATTENTION
2 SOME ATTENTION
3 NO ATTENTION
8 M DK
9 M NA

V215 UNDERSTAND HOW TO INFLUENCE LOCAL GOVT 215
Print Format: F1
Write Format: F1
Missing Values: 8 THRU HIGHEST, 0

VALUE LABEL

1 FULLY
2 MOSTLY
3 ONLY A LITTLE
4 HARDLY UNDERSTAND
8 M DK
9 M NA

V216 POOR DO NOT GET FAIR OF GOOD THINGS 216
Print Format: F1
Write Format: F1
Missing Values: 8 THRU HIGHEST, 0

VALUE LABEL

0 M inap
1 strongly agree
2 somewhat agree
3 somewhat disagree
4 strongly disagree
8 M dk
9 M na

V217 HOW MUCH KNOW ABOUT WASTE HANDLING IN TOWN 217
Print Format: F1
Write Format: F1
Missing Values: 8 THRU HIGHEST, 0

VALUE LABEL

1 I HAVE NO KNOWLEDGE
2 I KNOW A LITTLE BIT
3 I KNOW A GREAT DEAL

V218 WASTE SITE PROVIDES JOBS 218
Print Format: F1
Write Format: F1
Missing Values: 8 THRU HIGHEST, 0

VALUE LABEL

1 VERY LIKELY
2 SOMEWHAT LIKELY
3 NOT VERY LIKELY
4 NOT AT ALL LIKELY
8 M DK
9 M NA

V219 WASTE SITE PROVIDES MONEY FOR LOCAL BUSINESS 219
Print Format: F1
Write Format: F1
Missing Values: 8 THRU HIGHEST, 0

VALUE LABEL

1 VERY LIKELY
2 SOMEWHAT LIKELY
3 NOT VERY LIKELY
4 NOT AT ALL LIKELY
8 M DK
9 M NA

V220 WASTE SITE PROVIDES LOCAL TAX MONEY 220
Print Format: F1
Write Format: F1
Missing Values: 8 THRU HIGHEST, 0

VALUE	LABEL
1	VERY LIKELY
2	SOMEWHAT LIKELY
3	NOT VERY LIKELY
4	NOT AT ALL LIKELY
8 M	DK
9 M	NA

V221 WASTE SITE ATTRACTS OTHER BUSINESS 221
Print Format: F1
Write Format: F1
Missing Values: 8 THRU HIGHEST, 0

VALUE	LABEL
1	VERY LIKELY
2	SOMEWHAT LIKELY
3	NOT VERY LIKELY
4	NOT AT ALL LIKELY
8 M	DK
9 M	NA

V222 HOW CONCERNED ABOUT WASTE RELEASES FROM SITES 222
Print Format: F1
Write Format: F1
Missing Values: 8 THRU HIGHEST, 0

VALUE	LABEL
1	VERY CONCERNED
2	SOMEWHAT CONCERNED
3	NOT VERY CONCERNED
4	NOT AT ALL CONCERNED
8 M	DK
9 M	NA

V223 HOW CONCERNED ABOUT TAX INCREASE BECAUSE OF SITE 223
Print Format: F1
Write Format: F1
Missing Values: 8 THRU HIGHEST, 0

VALUE	LABEL
1	VERY CONCERNED
2	SOMEWHAT CONCERNED
3	NOT VERY CONCERNED
4	NOT AT ALL CONCERNED
8 M	DK
9 M	NA

V224 HOW CONCERNED ABOUT ACCIDENTS TRANSPORTING WASTE 224
Print Format: F1
Write Format: F1
Missing Values: 8 THRU HIGHEST, 0

VALUE	LABEL
1	VERY CONCERNED
2	SOMEWHAT CONCERNED
3	NOT VERY CONCERNED
4	NOT AT ALL CONCERNED
8 M	DK
9 M	NA

V225 HOW CONCERNED ABOUT DECLINE IN PROPERTY VALUES 225
Print Format: F1
Write Format: F1
Missing Values: 8 THRU HIGHEST, 0

VALUE	LABEL
1	VERY CONCERNED
2	SOMEWHAT CONCERNED
3	NOT VERY CONCERNED
4	NOT AT ALL CONCERNED
8 M	DK
9 M	NA

V226 HOW FEEL ABOUT BUILDING NEW WASTE SITE IN TOWN 226

Print Format: F1
Write Format: F1
Missing Values: 8 THRU HIGHEST, 0

VALUE	LABEL
0 M	inap
1	strongly FAVOR
2	somewhat FAVOR
3	somewhat OPPOSE
4	strongly OPPOSE
8 M	dk
9 M	na

V227 HAVE WASTE FACILITIES AFFECTED FEELINGS 227

Print Format: F1
Write Format: F1
Missing Values: 8 THRU HIGHEST, 0

VALUE	LABEL
0 M	INAP
1	YES
3	DEPENDS
5	NO
6	NOT A US CITIZEN
8 M	DK
9 M	NA

V228 CHECK:WASTE FACILITIES NAMED 228

Print Format: F1
Write Format: F1
Missing Values: 8 THRU HIGHEST, 0

V229 PRODUCE WASTE:GAS STATIONS 229

Print Format: F1
Write Format: F1
Missing Values: 8 THRU HIGHEST, 0

VALUE	LABEL
0 M	inap
1	marked
5	not marked

V230 PRODUCE WASTE:TEXTILE MILLS 230
Print Format: F1
Write Format: F1
Missing Values: 8 THRU HIGHEST, 0

VALUE LABEL
0 M inap
1 marked
5 not marked

V231 PRODUCE WASTE:PAPER MILLS 231
Print Format: F1
Write Format: F1
Missing Values: 8 THRU HIGHEST, 0

VALUE LABEL
0 M inap
1 marked
5 not marked

V232 PRODUCE WASTE:CHEMICAL COMPANIES 232
Print Format: F1
Write Format: F1
Missing Values: 8 THRU HIGHEST, 0

VALUE LABEL
0 M inap
1 marked
5 not marked

V233 PRODUCE WASTE:SMALL RETAIL BUSINESSES 233
Print Format: F1
Write Format: F1
Missing Values: 8 THRU HIGHEST, 0

VALUE LABEL
0 M inap
1 marked
5 not marked

V234 PRODUCE WASTE:OIL AND GAS COMPANIES 234
Print Format: F1
Write Format: F1
Missing Values: 8 THRU HIGHEST, 0

VALUE LABEL

0 M inap
1 marked
5 not marked

V235 PRODUCE WASTE:HOUSEHOLDS 235
Print Format: F1
Write Format: F1
Missing Values: 8 THRU HIGHEST, 0

VALUE LABEL

0 M inap
1 marked
5 not marked

V236 PRODUCE WASTE:FARMERS 236
Print Format: F1
Write Format: F1
Missing Values: 8 THRU HIGHEST, 0

VALUE LABEL

0 M inap
1 marked
5 not marked

V237 PRODUCE WASTE:NEWSPAPER COMPANIES 237
Print Format: F1
Write Format: F1
Missing Values: 8 THRU HIGHEST, 0

VALUE LABEL

0 M inap
1 marked
5 not marked

V238 PRODUCE WASTE: CAR MANUFACTURERS 238
Print Format: F1
Write Format: F1
Missing Values: 8 THRU HIGHEST, 0

VALUE LABEL

0 M .inap
1 marked
5 not marked

V239 CHECK: AT LEAST ONE WASTE PRODUCER MARKES 239
Print Format: F1
Write Format: F1
Missing Values: 8 THRU HIGHEST, 0

VALUE LABEL

1 R SAID NONE
2 AT LEAST ONE LETTER MARKED
9 M NOTHING MARKED

V240 SITE SELECTION: RURAL OR URBAN 240
Print Format: F1
Write Format: F1
Missing Values: 8 THRU HIGHEST, 0

VALUE LABEL

1 URBAN
3 NEITHER MORE LIKELY
5 RURAL
8 M DK
9 M NA

V241 SITE SELECTION: BLACK OR WHITE 241
Print Format: F1
Write Format: F1
Missing Values: 8 THRU HIGHEST, 0

VALUE LABEL

1 BLACK
3 NEITHER MORE LIKELY
5 WHITE
8 M DK
9 M NA

V242 SITE SELECTION:WEALTHY OR POOR 242
Print Format: F1
Write Format: F1
Missing Values: 8 THRU HIGHEST, 0

VALUE	LABEL
1	WEALTHY
3	NEITHER MORE LIKELY
5	POOR
8 M	DK
9 M	NA

V243 SITE SELECTION:SCIENCE OR COMMUNITY OPPOSITION 243
Print Format: F1
Write Format: F1
Missing Values: 8 THRU HIGHEST, 0

VALUE	LABEL
1	SCIENTIFIC GUIDELINES
2	COMMUNITY OPPOSITION
3	BOTH GIVEN EQUAL WEIGHT
8 M	DK
9 M	NA

V244 GOVT DOING ENOUGH ABOUT UNAUTHORIZED SITES 244
Print Format: F1
Write Format: F1
Missing Values: 8 THRU HIGHEST, 0

VALUE	LABEL
1	GOVT IS DOING ENOUGH
2	GOVT IS NOT DOING ENOUGH
8 M	DK
9 M	NA

V245 CLEANUP PRIORITY:WEALTHY OR POOR 245
Print Format: F1
Write Format: F1
Missing Values: 8 THRU HIGHEST, 0

VALUE	LABEL
1	WEALTHY
3	NEITHER MORE LIKELY
5	POOR
8 M	DK
9 M	NA

V246 CLEANUP PRIORITY:BLACK OR WHITE 246
Print Format: F1
Write Format: F1
Missing Values: 8 THRU HIGHEST, 0

VALUE	LABEL
1	BLACK
3	NEITHER MORE LIKELY
5	WHITE
8 M	DK
9 M	NA

V247 CLEANUP DECISION:LOBBYING OR HEALTH RISK 247
Print Format: F1
Write Format: F1
Missing Values: 8 THRU HIGHEST, 0

VALUE	LABEL
1	LOBBYING
2	HEALTH RISK
3	EQUAL WEIGHT
8 M	DK
9 M	NA

V248 HOW DEAL WITH WASTE 248
Print Format: F1
Write Format: F1
Missing Values: 8 THRU HIGHEST, 0

VALUE	LABEL
1	BURN IT
2	BURY IT
3	PUT IT OUT OF WAY
4	PUT IN TANKS ABOVE GROUND
5	RECYCLE IT
6	REDUCE WASTE PRODUCTION

V249 WILLING TO PAY MORE FOR LESS WASTE PRODUCTION 249
Print Format: F1
Write Format: F1
Missing Values: 8 THRU HIGHEST, 0

VALUE	LABEL
0 M	INAP
1	YES
3	DEPENDS
5	NO
6	NOT A US CITIZEN
8 M	DK
9 M	NA

V250 HAZARDOUS WASTE FACILITIES IN Rs CITY OR TOWN 250
Print Format: F1
Write Format: F1
Missing Values: 8 THRU HIGHEST, 0

VALUE	LABEL
0 M	INAP
1	YES
3	DEPENDS
5	NO
6	NOT A US CITIZEN
8 M	DK
9 M	NA

V251 LICENSED FACILITY 251
Print Format: F1
Write Format: F1
Missing Values: 8 THRU HIGHEST, 0

VALUE	LABEL
0 M	inap
1	marked
5	not marked

V252 ABANDONED OR UNCONTROLLED SITE 252
Print Format: F1
Write Format: F1
Missing Values: 8 THRU HIGHEST, 0

VALUE	LABEL
0 M	inap
1	marked
5	not marked

V253 AN INCINERATOR 253
Print Format: F1
Write Format: F1
Missing Values: 8 THRU HIGHEST, 0

VALUE LABEL
0 M inap
1 marked
5 not marked

V254 SEWAGE TREATMENT PLANT 254
Print Format: F1
Write Format: F1
Missing Values: 8 THRU HIGHEST, 0

VALUE LABEL
0 M inap
1 marked
5 not marked

V255 WATER PLANT 255
Print Format: F1
Write Format: F1
Missing Values: 8 THRU HIGHEST, 0

VALUE LABEL
0 M inap
1 marked
5 not marked

V256 OTHER 256
Print Format: F1
Write Format: F1
Missing Values: 8 THRU HIGHEST, 0

VALUE LABEL
0 M inap
1 marked
5 not marked

V257 IWER CHECK:V251 OR V252 OR V253 IS YES 257
Print Format: F1
Write Format: F1
Missing Values: 8 THRU HIGHEST, 0

V258	NAME OF 1ST FACILITY Print Format: F1 Write Format: F1 Missing Values: 8 THRU HIGHEST, 0	258
	VALUE LABEL	
	1 facility named	
	5 facility not named	
V259	HOW FAR FROM 1ST FACILITY TO Rs HOME Print Format: F3 Write Format: F3 Missing Values: 998 THRU HIGHEST, 0	259
V260	NAME OF 2ND FACILITY Print Format: F1 Write Format: F1 Missing Values: 8 THRU HIGHEST, 0	260
	VALUE LABEL	
	1 facility named	
	5 facility not named	
V261	HOW FAR FROM 2ND FACILITY TO Rs HOME Print Format: F3 Write Format: F3 Missing Values: 998 THRU HIGHEST, 0	261
V262	NAME OF 3RD FACILITY Print Format: F1 Write Format: F1 Missing Values: 8 THRU HIGHEST, 0	262
	VALUE LABEL	
	1 facility named	
	5 facility not named	
V263	HOW FAR FROM 3RD FACILITY TO Rs HOME Print Format: F3 Write Format: F3 Missing Values: 998 THRU HIGHEST, 0	263

V264 NAME OF 4TH FACILITY 264
Print Format: F1
Write Format: F1
Missing Values: 8 THRU HIGHEST, 0

VALUE	LABEL
1	facility named
5	facility not named

V265 HOW FAR FROM 4TH FACILITY TO Rs HOME 265
Print Format: F3
Write Format: F3
Missing Values: 998 THRU HIGHEST, 0

V266 IWER CHECK: MORE THAN ONE FACILITY MENTIONED 266
Print Format: F1
Write Format: F1
Missing Values: 8 THRU HIGHEST, 0

VALUE	LABEL
0 M	INAP
1	ONLY ONE FACILITY MENTIONED
2	ALL OTHERS

V267 R NAMED FOR FACILITY OF MOST CONCERN 267
Print Format: F1
Write Format: F1
Missing Values: 8 THRU HIGHEST, 0

VALUE	LABEL
0 M	INAP
1	NAME GIVEN
5	BLANK
6	NOT CONCERNED
8 M	DK
9 M	NA

V268 HOW DID R FIRST LEARN ABOUT FACILITY OF CONCERN 268
Print Format: F2
Write Format: F2
Missing Values: 98 THRU HIGHEST, 0

VALUE	LABEL
0 M	INAP
10	FRIENDS, COWORKERS, FAMILY
20	CHURCH OR CHURCH ACTIVITIES
30	LOCAL ORGS. AND CLUBS
40	POSTERS NEWSLETTERS
50	TELEVISION
60	NEWSPAPERS
70	RADIO
75	NWS, nfs
80	PEOPLE AT DOOR
97	OTHER
98 M	DK
99 M	NA

V269 HAS FACILITY OF CONCERN AFFECTED NEIGHBORHOOD 269
Print Format: F1
Write Format: F1
Missing Values: 8 THRU HIGHEST, 0

VALUE	LABEL
0 M	INAP
1	YES
3	DEPENDS
5	NO
6	NOT A US CITIZEN
8 M	DK
9 M	NA

V270 1ST EFFECT OF FACILITY OF CONCERN 270
Print Format: F2
Write Format: F2
Missing Values: 98 THRU HIGHEST, 0

V271 2ND EFFECT OF FACILITY OF CONCERN 271
Print Format: F2
Write Format: F2
Missing Values: 98 THRU HIGHEST, 0

V272 3RD EFFECT OF FACILITY OF CONCERN 272
Print Format: F2
Write Format: F2
Missing Values: 98 THRU HIGHEST, 0

V273	FACILITY OF CONCERN AFFECTED VALUE OF Rs HOUSE Print Format: F1 Write Format: F1 Missing Values: 8 THRU HIGHEST, 0	273
	VALUE LABEL	
	0 M INAP	
	1 YES	
	3 DEPENDS	
	5 NO	
	6 NOT A US CITIZEN	
	8 M DK	
	9 M NA	
V274	HAS VALUE OF HOUSE GONE UP OR DOWN Print Format: F1 Write Format: F1 Missing Values: 8 THRU HIGHEST, 0	274
	VALUE LABEL	
	0 M INAP	
	1 UP	
	2 DOWN	
	8 M DK	
	9 M NA	
V275	MONTH OF Rs BIRTH Print Format: F2 Write Format: F2 Missing Values: 98 THRU HIGHEST, 0	275
V276	DAY OF Rs BIRTH Print Format: F2 Write Format: F2 Missing Values: 98 THRU HIGHEST, 0	276
V277	YEAR OF Rs BIRTH Print Format: F2 Write Format: F2 Missing Values: 98 THRU HIGHEST, 0	277
V278	Rs AGE IN YEARS Print Format: F2 Write Format: F2 Missing Values: 98 THRU HIGHEST, 0	278

V279 MARITAL STATUS 279
Print Format: F1
Write Format: F1
Missing Values: 8 THRU HIGHEST, 0

VALUE	LABEL
1	MARRIED LIVING W SPUSE
2	LIVING WITH PARTNER
3	WIDOWED
4	DIVORCED
5	SEPARATED
6	NEVER MARRIED
8 M	DK
9 M	NA

V280 HIGHEST GRADE OR YEAR OF COLLEGE 280
Print Format: F2
Write Format: F2
Missing Values: 98 THRU HIGHEST, 0

V281 HAVE HIGH SCHOOL DIPLOMA OR EQUIVALENCY TEST 281
Print Format: F1
Write Format: F1
Missing Values: 8 THRU HIGHEST, 0

VALUE	LABEL
0 M	INAP
1	YES
3	DEPENDS
5	NO
6	NOT A US CITIZEN
8 M	DK
9 M	NA

V282 HIGHEST DEGREE EARNED 282
Print Format: F1
Write Format: F1
Missing Values: 8 THRU HIGHEST, 0

VALUE	LABEL
0 M	INAP
1	HS DIPLOMA
2	ASSOCIATE DEGREE
3	BACHELOR DEGREE
4	GRADUATE DEGREE
5	NONE
7	OTHER
8 M	DK
9 M	NA

V283 FREE TIME ON WEEKDAYS 283
Print Format: F2
Write Format: F2
Missing Values: 98 THRU HIGHEST, 0

V284 PERSONAL WORTH-EQUAL WITH OTHERS 284
Print Format: F1
Write Format: F1
Missing Values: 8 THRU HIGHEST, 0

VALUE LABEL

0 M inap
1 strongly agree
2 somewhat agree
3 somewhat disagree
4 strongly disagree
8 M dk
9 M na

V285 R FEELS NO GOOD AT ALL 285
Print Format: F1
Write Format: F1
Missing Values: 8 THRU HIGHEST, 0

VALUE LABEL

0 M inap
1 strongly agree
2 somewhat agree
3 somewhat disagree
4 strongly disagree
8 M dk
9 M na

V286 R FEELS ABLE TO DO AS WELL AS OTHERS 286
Print Format: F1
Write Format: F1
Missing Values: 8 THRU HIGHEST, 0

VALUE LABEL

0 M inap
1 strongly agree
2 somewhat agree
3 somewhat disagree
4 strongly disagree
8 M dk
9 M na

V287 R FEELS ABLE TO DO WHAT HE OR SHE WANTS 287
Print Format: F1
Write Format: F1
Missing Values: 8 THRU HIGHEST, 0

VALUE	LABEL
0 M	inap
1	strongly agree
2	somewhat agree
3	somewhat disagree
4	strongly disagree
8 M	dk
9 M	na

V288 R FEELS HE OR SHE IS A FAILURE 288
Print Format: F1
Write Format: F1
Missing Values: 8 THRU HIGHEST, 0

VALUE	LABEL
0 M	inap
1	strongly agree
2	somewhat agree
3	somewhat disagree
4	strongly disagree
8 M	dk
9 M	na

V289 R TAKES POSITIVE ATTITUDE TOWARD SELF 289
Print Format: F1
Write Format: F1
Missing Values: 8 THRU HIGHEST, 0

VALUE	LABEL
0 M	inap
1	strongly agree
2	somewhat agree
3	somewhat disagree
4	strongly disagree
8 M	dk
9 M	na

V290 CHECK:R READ SAB ALONE 290
Print Format: F1
Write Format: F1
Missing Values: 8 THRU HIGHEST, 0

V291 WORK STATUS:WORKING NOW 291
Print Format: F1
Write Format: F1
Missing Values: 8 THRU HIGHEST, 0

VALUE LABEL
0 M inap
1 marked
5 not marked

V292 WORK STATUS:LAID OFF OR ON MATERNITY LEAVE 292
Print Format: F1
Write Format: F1
Missing Values: 8 THRU HIGHEST, 0

VALUE LABEL
0 M inap
1 marked
5 not marked

V293 WORK STATUS:UNEMPLOYED 293
Print Format: F1
Write Format: F1
Missing Values: 8 THRU HIGHEST, 0

VALUE LABEL
0 M inap
1 marked
5 not marked

V294 WORK STATUS:RETIRED 294
Print Format: F1
Write Format: F1
Missing Values: 8 THRU HIGHEST, 0

VALUE LABEL
0 M inap
1 marked
5 not marked

V295 WORK STATUS:PERMANENTLY DISABLED 295
Print Format: F1
Write Format: F1
Missing Values: 8 THRU HIGHEST, 0

VALUE LABEL

0 M inap
1 marked
5 not marked

V296 WORK STATUS:HOMEMAKER 296
Print Format: F1
Write Format: F1
Missing Values: 8 THRU HIGHEST, 0

VALUE LABEL

0 M inap
1 marked
5 not marked

V297 WORK STATUS:STUDENT 297
Print Format: F1
Write Format: F1
Missing Values: 8 THRU HIGHEST, 0

VALUE LABEL

0 M inap
1 marked
5 not marked

V298 WORK STATUS:OTHER 298
Print Format: F1
Write Format: F1
Missing Values: 8 THRU HIGHEST, 0

VALUE LABEL

0 M inap
1 marked
5 not marked

V299 WORKING FOR PAY NOW 299
Print Format: F1
Write Format: F1
Missing Values: 8 THRU HIGHEST, 0

V300 OCCUPATION ON MAIN JOB 300
Print Format: F2
Write Format: F2
Missing Values: 98 THRU HIGHEST, 0

V301 WORK FOR OTHER OR SELF-EMPLOYED 301
Print Format: F1
Write Format: F1
Missing Values: 8 THRU HIGHEST, 0

VALUE LABEL

0 M INAP
1 SOMEONE ELSE
2 SOMEONE ELSE AND SELF
3 SELF ONLY
8 M DK
9 M NA

V302 EMPLOYED BY FED, STATE, OR LOCAL GOVT 302
Print Format: F1
Write Format: F1
Missing Values: 8 THRU HIGHEST, 0

VALUE LABEL

0 M INAP
1 YES
3 DEPENDS
5 NO
6 NOT A US CITIZEN
8 M DK
9 M NA

V303 HOURS ON MAIN JOB IN AVERAGE WEEK 303
Print Format: F3
Write Format: F3
Missing Values: 998 THRU HIGHEST, 0

V304 HOW HARD TO GET TIME OFF IN WORK DAY 304
Print Format: F1
Write Format: F1
Missing Values: 8 THRU HIGHEST, 0

VALUE LABEL

0 M INAP
1 NOT AT ALL HARD
2 NOT TOO HARD
3 SOMEWHAT HARD
4 VERY HARD
8 M DK
9 M NA

V308 JOB:CONTACT PUBLIC OFFICIALS 308
Print Format: F1
Write Format: F1
Missing Values: 8 THRU HIGHEST, 0

VALUE LABEL

0 M INAP
1 OFTEN
2 SOMETIMES
3 RARELY
4 NEVER
8 M DK
9 M NA

V309 JOB:ORGANIZE CO-WORKERS 309
Print Format: F1
Write Format: F1
Missing Values: 8 THRU HIGHEST, 0

VALUE LABEL

0 M INAP
1 OFTEN
2 SOMETIMES
3 RARELY
4 NEVER
8 M DK
9 M NA

V310 BELONG TO A LABOR UNION 310
Print Format: F1
Write Format: F1
Missing Values: 8 THRU HIGHEST, 0

V311 FINANCIALLY BETTER OR WORSE OFF THAN YEAR AGO 311
Print Format: F1
Write Format: F1
Missing Values: 8 THRU HIGHEST, 0

VALUE LABEL

1 MUCH BETTER
2 SOMEWHAT BETTER
3 SAME
4 SOMEWHAT WORSE
5 MUCH WORSE
8 M DK
9 M NA

V312 TOTAL PRE-TAX FAMILY INCOME 312
Print Format: F2
Write Format: F2
Missing Values: 98 THRU HIGHEST, 0

VALUE	LABEL
1	LT 2,999
2	3,000 TO 4,999
3	5,000 TO 6,999
4	7,000 TO 8,999
5	9,000 TO 10,999
6	11,000 TO 12,999
7	13,000 TO 14,999
8	15,000 TO 16,999
9	17,000 TO 18,999
10	19,000 TO 20,999
11	21,000 TO 22,999
12	23,000 TO 24,999
13	25,000 TO 26,999
14	27,000 TO 28,999
15	29,000 TO 30,999
16	31,000 TO 34,999
17	35,000 TO 39,999
18	40,000 TO 44,999
19	45,000 TO 49,999
20	50,000 TO 59,999
21	60,000 TO 74,999
22	75,000 TO 89,999
23	90,000 AND OVER
98 M	DK
99 M	REFUSED

V313 HOW SATISFIED WITH STANDARD OF LIVING 313
Print Format: F1
Write Format: F1
Missing Values: 8 THRU HIGHEST, 0

VALUE	LABEL
1	VERY SATISFIED
2	SOMEWHAT SATISFIED
3	SOMEWHAT DISSATISFIED
4	VERY DISSATISFIED
8 M	DK
9 M	NA

V314 RELIGION 314
Print Format: F1
Write Format: F1
Missing Values: 8 THRU HIGHEST, 0

VALUE	LABEL
1	PROTESTANT
2	CATHOLIC
3	JEWISH
5	NO PREFERENCE
7	OTHER
8 M	DK
9 M	NA

V315 DENOMINATION IF R IS PROTESTANT 315
Print Format: F2
Write Format: F2
Missing Values: 98 THRU HIGHEST, 0

V316 HOW OFTEN ATTEND RELIGIOUS SERVICES 316
Print Format: F1
Write Format: F1
Missing Values: 8 THRU HIGHEST, 0

VALUE	LABEL
1	EVERY WEEK
2	ALMOST EVERY WEEK
3	ONCE OR TWICE A MONTH
4	FEW TIMES PER YEAR
5	NEVER
8 M	DK
9 M	NA

V317 CHURCH-SYNAGOGUE ENCOURAGE POLI PARTICIPATION 317
Print Format: F1
Write Format: F1
Missing Values: 8 THRU HIGHEST, 0

VALUE	LABEL
0 M	INAP
1	YES
3	DEPENDS
5	NO
6	NOT A US CITIZEN
8 M	DK
9 M	NA

V318 HOW HAS HEALTH BEEN IN PAST 12 MONTHS 318
Print Format: F1
Write Format: F1
Missing Values: 8 THRU HIGHEST, 0

VALUE	LABEL
1	EXCELLENT
2	GOOD
3	FAIR
4	POOR
5	VERY POOR
8 M	DK
9 M	NA

V319 PAST 12 MONTHS:HEART TROUBLE 319
Print Format: F1
Write Format: F1
Missing Values: 8 THRU HIGHEST, 0

VALUE	LABEL
0 M	INAP
1	YES
3	DEPENDS
5	NO
6	NOT A US CITIZEN
8 M	DK
9 M	NA

V320 PAST 12 MONTHS:BREATHING PROBLEMS 320
Print Format: F1
Write Format: F1
Missing Values: 8 THRU HIGHEST, 0

VALUE	LABEL
0 M	INAP
1	YES
3	DEPENDS
5	NO
6	NOT A US CITIZEN
8 M	DK
9 M	NA

V321 PAST 12 MONTHS:KIDNEY OR LIVER TROUBLE 321
Print Format: F1
Write Format: F1
Missing Values: 8 THRU HIGHEST, 0

VALUE LABEL

0 M INAP
1 YES
3 DEPENDS
5 NO
6 NOT A US CITIZEN
8 M DK
9 M NA

V322 PAST 12 MONTHS:ALLERGIES OR INFECTIONS 322
Print Format: F1
Write Format: F1
Missing Values: 8 THRU HIGHEST, 0

VALUE LABEL

0 M INAP
1 YES
3 DEPENDS
5 NO
6 NOT A US CITIZEN
8 M DK
9 M NA

V323 PAST 12 MONTHS:BAD HEADACHES OR MIGRAINES 323
Print Format: F1
Write Format: F1
Missing Values: 8 THRU HIGHEST, 0

VALUE LABEL

0 M INAP
1 YES
3 DEPENDS
5 NO
6 NOT A US CITIZEN
8 M DK
9 M NA

V324 PAST 12 MONTHS:CANCER 324
Print Format: F1
Write Format: F1
Missing Values: 8 THRU HIGHEST, 0

VALUE	LABEL
0 M	INAP
1	YES
3	DEPENDS
5	NO
6	NOT A US CITIZEN
8 M	DK
9 M	NA

V325 PAST 12 MONTHS:MISCARRIAGE 325
Print Format: F1
Write Format: F1
Missing Values: 8 THRU HIGHEST, 0

VALUE	LABEL
0 M	INAP
1	YES
3	DEPENDS
5	NO
6	NOT A US CITIZEN
8 M	DK
9 M	NA

V326 PAST 12 MONTHS:CHILD BORN W DEFECT 326
Print Format: F1
Write Format: F1
Missing Values: 8 THRU HIGHEST, 0

VALUE	LABEL
0 M	INAP
1	YES
3	DEPENDS
5	NO
6	NOT A US CITIZEN
8 M	DK
9 M	NA

V327 PAST 12 MONTHS;HAS ANYONE IN H-HOLD DIED 327
Print Format: F1
Write Format: F1
Missing Values: 8 THRU HIGHEST, 0

VALUE	LABEL
0 M	INAP
1	YES
3	DEPENDS
5	NO
6	NOT A US CITIZEN
8 M	DK
9 M	NA

V328 HOW MANY CHILDREN DOES R HAVE 328
Print Format: F2
Write Format: F2
Missing Values: 98 THRU HIGHEST, 0

V329 CHILDREN 21 OR YOUNGER 329
Print Format: F1
Write Format: F1
Missing Values: 8 THRU HIGHEST, 0

V330 1ST KID LE 21:AGE 330
Print Format: F2
Write Format: F2
Missing Values: 98 THRU HIGHEST, 0

V331 1ST KID LE 21:LIVE WITH R 331
Print Format: F1
Write Format: F1
Missing Values: 8 THRU HIGHEST, 0

VALUE	LABEL
0 M	INAP
1	YES
3	DEPENDS
5	NO
6	NOT A US CITIZEN
8 M	DK
9 M	NA

V332 2ND KID LE 21:AGE 332
Print Format: F2
Write Format: F2
Missing Values: 98 THRU HIGHEST, 0

V333 2ND KID LE 21:LIVE WITH R 333
Print Format: F1
Write Format: F1
Missing Values: 8 THRU HIGHEST, 0

VALUE	LABEL
0 M	INAP
1	YES
3	DEPENDS
5	NO
6	NOT A US CITIZEN
8 M	DK
9 M	NA

V334 3RD KID LE 21:AGE 334
Print Format: F2
Write Format: F2
Missing Values: 98 THRU HIGHEST, 0

V335 3RD KID LE 21:LIVE WITH R 335
Print Format: F1
Write Format: F1
Missing Values: 8 THRU HIGHEST, 0

VALUE	LABEL
0 M	INAP
1	YES
3	DEPENDS
5	NO
6	NOT A US CITIZEN
8 M	DK
9 M	NA

V336 4TH KID LE 21:AGE 336
Print Format: F2
Write Format: F2
Missing Values: 98 THRU HIGHEST, 0

V337 4TH KID LE 21:LIVE WITH R 337
Print Format: F1
Write Format: F1
Missing Values: 8 THRU HIGHEST, 0

VALUE LABEL

0 M INAP
1 YES
3 DEPENDS
5 NO
6 NOT A US CITIZEN
8 M DK
9 M NA

V338 5TH KID LE 21:AGE 338
Print Format: F2
Write Format: F2
Missing Values: 98 THRU HIGHEST, 0

V339 5TH KID LE 21:LIVE WITH R 339
Print Format: F1
Write Format: F1
Missing Values: 8 THRU HIGHEST, 0

VALUE LABEL

0 M INAP
1 YES
3 DEPENDS
5 NO
6 NOT A US CITIZEN
8 M DK
9 M NA

V340 6TH KID LE 21:AGE 340
Print Format: F2
Write Format: F2
Missing Values: 98 THRU HIGHEST, 0

V341 6TH KID LE 21:LIVE WITH R 341
Print Format: F1
Write Format: F1
Missing Values: 8 THRU HIGHEST, 0

VALUE LABEL

0 M INAP
1 YES
3 DEPENDS
5 NO
6 NOT A US CITIZEN
8 M DK
9 M NA

V342 7TH KID LE 21:AGE 342
Print Format: F2
Write Format: F2
Missing Values: 98 THRU HIGHEST, 0

V343 7TH KID LE 21:LIVE WITH R 343
Print Format: F1
Write Format: F1
Missing Values: 8 THRU HIGHEST, 0

VALUE LABEL

0 M INAP
1 YES
3 DEPENDS
5 NO
6 NOT A US CITIZEN
8 M DK
9 M NA

V344 8TH KID LE 21:AGE 344
Print Format: F2
Write Format: F2
Missing Values: 98 THRU HIGHEST, 0

V345 8TH KID LE 21:LIVE WITH R 345
Print Format: F1
Write Format: F1
Missing Values: 8 THRU HIGHEST, 0

VALUE	LABEL
0 M	INAP
1	YES
3	DEPENDS
5	NO
6	NOT A US CITIZEN
8 M	DK
9 M	NA

V346 IWER CHECK:NO CHILDREN LE 12 346
Print Format: F1
Write Format: F1
Missing Values: 8 THRU HIGHEST, 0

VALUE	LABEL
0 M	INAP
1	R HAS NO KIDS LT 12
2	ALL OTHERS

V347 HARD TO GET CHILD CARE TO GO TO MEETING 347
Print Format: F1
Write Format: F1
Missing Values: 8 THRU HIGHEST, 0

VALUE	LABEL
0 M	INAP
1	VERY DIFFICULT
2	SOMEWHAT DIFFICULT
3	NOT VERY DIFFICULT
4	NOT AT ALL DIFFICULT
8 M	DK
9 M	NA

V348 R HAVE USE OF WORKING CAR 348
Print Format: F1
Write Format: F1
Missing Values: 8 THRU HIGHEST, 0

VALUE	LABEL
0 M	INAP
1	YES
3	DEPENDS
5	NO
6	NOT A US CITIZEN
8 M	DK
9 M	NA

V349 HOW EASY TO GET PUBLIC TRANSPORTATION 349
Print Format: F1
Write Format: F1
Missing Values: 8 THRU HIGHEST, 0

VALUE	LABEL
0 M	INAP
1	VERY
2	SOMEWHAT
3	NOT VERY
4	NEVER USES
5	NOT AVAILABLE
8 M	DK
9 M	NA

V350 EXACT TIME NOW 350
Print Format: F4
Write Format: F4
Missing Values: 9998 THRU HIGHEST, 0

V351 IWER OBSERVATION:Rs SEX 351
Print Format: F1
Write Format: F1
Missing Values: 8 THRU HIGHEST, 0

VALUE	LABEL
1	FEMALE
2	MALE
8 M	DK
9 M	NA

V352 IWER OBSERVATION:Rs RACE 352
Print Format: F1
Write Format: F1
Missing Values: 8 THRU HIGHEST, 0

VALUE	LABEL
1	WHITE
2	BLACK
7	OTHER
8 M	DK
9 M	NA

V353 SPOUSE OR KID GE 18 PRESENT DURING IW 353
Print Format: F1
Write Format: F1
Missing Values: 8 THRU HIGHEST, 0

VALUE	LABEL
1	YES, MOST OF IW
2	YES, HALF OF IW
3	YES, INFREQUENT
5	NO
8 M	DK
9 M	NA

V354 HOW MUCH INFLUENCE BY ADULT IN V353 354
Print Format: F1
Write Format: F1
Missing Values: 8 THRU HIGHEST, 0

VALUE	LABEL
0 M	INAP
1	CORRECTED ANSWERED INTERRUPTED
2	LISTENED, NOT INTERFERED
3	PAID LITTLE ATTENTION
4	NO INFLUENCE
8 M	DK
9 M	NA

V355 WHO ELSE PRESENT DURING THE IW 355
Print Format: F1
Write Format: F1
Missing Values: 8 THRU HIGHEST, 0

VALUE	LABEL
1	NO ONE
2	OTHER ADULTS
3	OTHER ADULTS AND KID LT 16
4	CHILDREN LT 18
8 M	DK; PHONE IW
9 M	NA

V356 DISTRACTION BY THOSE IN V355 356
Print Format: F1
Write Format: F1
Missing Values: 8 THRU HIGHEST, 0

VALUE	LABEL
0 M	INAP
1	CONSTANT
2	SOME
3	LITTLE
4	NONE
8 M	DK; PHONE IW
9 M	NA

V357 Rs GENERAL UNDERSTANDING OF QUESTIONS 357
Print Format: F1
Write Format: F1
Missing Values: 8 THRU HIGHEST, 0

VALUE	LABEL
1	EXCELLENT
2	GOOD
3	FAIR
4	POOR
8 M	DK
9 M	NA

V358 HOW WAS Rs COOPERATION 358
Print Format: F1
Write Format: F1
Missing Values: 8 THRU HIGHEST, 0

VALUE	LABEL
1	EXCELLENT
2	GOOD
3	FAIR
4	POOR
8 M	DK
9 M	NA

V359 HOW SINCERE DID R SEEM 359
Print Format: F1
Write Format: F1
Missing Values: 8 THRU HIGHEST, 0

VALUE	LABEL
1	COMPLETELY SINCERE
2	USUALLY SINCERE
3	OFTEN SEEMED INSINCERE
8 M	DK
9 M	NA

V360 ANY PARTS WHERE R SEEMED NOT SINCERE 360
Print Format: F1
Write Format: F1
Missing Values: 8 THRU HIGHEST, 0

VALUE	LABEL
0 M	INAP
1	PARTS NOTED
5	PARTS NOT NOTED
9 M	NA

V361 DID R HAVE DIFFICULTY READING SAB-RB 361
Print Format: F1
Write Format: F1
Missing Values: 8 THRU HIGHEST, 0

VALUE	LABEL
1	NONE
2	A LITTLE
3	SOME
4	A LOT
5	COULD NOT AT ALL
8 M	DK
9 M	NA; PHONE IW

V362 IWER RATING:Rs HEALTH 362
Print Format: F1
Write Format: F1
Missing Values: 8 THRU HIGHEST, 0

VALUE	LABEL
1	EXCELLENT
2	GOOD
3	FAIR
4	POOR
5	GRAVELY OR TERMINALLY ILL
8 M	DK
9 M	NA

V363 IWER RATING:Rs COMFORT DEALING W OTHERS 363
Print Format: F1
Write Format: F1
Missing Values: 8 THRU HIGHEST, 0

VALUE	LABEL
1	NOT AT ALL
2	SLIGHTLY
3	SOMEWHAT
4	FAIRLY
5	VERY
8 M	DK
9 M	NA

V364 IWER RATING:Rs SELF-CONFIDENCE 364
Print Format: F1
Write Format: F1
Missing Values: 8 THRU HIGHEST, 0

VALUE	LABEL
1	VERY
2	QUITE
3	SOME
4	A LITTLE
5	NOT
8 M	DK
9 M	NA

V365 TYPE STRUCTURE IN WHICH R LIVES 365
Print Format: F2
Write Format: F2
Missing Values: 98 THRU HIGHEST, 0

V367 NUMBER OF STORIES IN STRUCTURE 366
Print Format: F1
Write Format: F1
Missing Values: 8 THRU HIGHEST, 0

VALUE	LABEL
1	ONE
2	ONE AND ONE-HALF
3	TWO
4	TWO AND ONE-HALF
5	THREE
6	MORE THAN THREE
8 M	DK
9 M	NA

V368 HOW FAR TO NEAREST STRUCTURE 367
Print Format: F1
Write Format: F1
Missing Values: 8 THRU HIGHEST, 0

VALUE	LABEL
1	LT 15 FEET
2	15 TO 29 FEET
3	30 TO 40 FEET
4	50 TO 99 FEET
5	MORE THAN 100 FEET
8 M	DK
9 M	NA

V369 NEIGHBORHOOD: VACANT LAND 368
Print Format: F1
Write Format: F1
Missing Values: 8 THRU HIGHEST, 0

VALUE	LABEL
0 M	NOT MARKED
1	MARKED
9 M	NA

V370 NEIGHBORHOOD: TRAILER 369
Print Format: F1
Write Format: F1
Missing Values: 8 THRU HIGHEST, 0

VALUE	LABEL
0 M	NOT MARKED
1	MARKED
9 M	NA

V371 NEIGHBORHOOD:DETACHED 1 FAMILY HOME 370
Print Format: F1
Write Format: F1
Missing Values: 8 THRU HIGHEST, 0

VALUE LABEL

0 M NOT MARKED
1 MARKED
9 M NA

V372 NEIGHBORHOOD:DUPLEX-TWO FAMILY HOME 371
Print Format: F1
Write Format: F1
Missing Values: 8 THRU HIGHEST, 0

VALUE LABEL

0 M NOT MARKED
1 MARKED
9 M NA

V373 NEIGHBORHOOD:HOUSE CONVERTED TO APARTS 372
Print Format: F1
Write Format: F1
Missing Values: 8 THRU HIGHEST, 0

VALUE LABEL

0 M NOT MARKED
1 MARKED
9 M NA

V374 NEIGHBORHOOD:ROW HOUSE 373
Print Format: F1
Write Format: F1
Missing Values: 8 THRU HIGHEST, 0

VALUE LABEL

0 M NOT MARKED
1 MARKED
9 M NA

V375 NEIGHBORHOOD:APARTMENT BUILDING LE 3 STORY 374
Print Format: F1
Write Format: F1
Missing Values: 8 THRU HIGHEST, 0

VALUE LABEL

0 M NOT MARKED
1 MARKED
9 M NA

V376 NEIGHBORHOOD:APARTMENT BUILDING GE 4 STORY 375
Print Format: F1
Write Format: F1
Missing Values: 8 THRU HIGHEST, 0

VALUE LABEL

0 M NOT MARKED
1 MARKED
9 M NA

V377 NEIGHBORHOOD:APARTMENT IN PART COMMERCE STRUC 376
Print Format: F1
Write Format: F1
Missing Values: 8 THRU HIGHEST, 0

VALUE LABEL

0 M NOT MARKED
1 MARKED
9 M NA

V378 NEIGHBORHOOD:COMMERCIAL OR INDUSTRIAL STRUCTURE 377
Print Format: F1
Write Format: F1
Missing Values: 8 THRU HIGHEST, 0

VALUE LABEL

0 M NOT MARKED
1 MARKED
9 M NA

V379 NEIGHBORHOOD:PARK 378
Print Format: F1
Write Format: F1
Missing Values: 8 THRU HIGHEST, 0

VALUE LABEL

0 M NOT MARKED
1 MARKED
9 M NA

V380 NEIGHBORHOOD:SCHOOL OR GOVT BUILDING 379
Print Format: F1
Write Format: F1
Missing Values: 8 THRU HIGHEST, 0

VALUE LABEL

0 M NOT MARKED
1 MARKED
9 M NA

V381 NEIGHBORHOOD:VACANT BUILDING 380
Print Format: F1
Write Format: F1
Missing Values: 8 THRU HIGHEST, 0

VALUE LABEL

0 M NOT MARKED
1 MARKED
9 M NA

V382 NEIGHBORHOOD:OTHER 381
Print Format: F1
Write Format: F1
Missing Values: 8 THRU HIGHEST, 0

VALUE LABEL

0 M NOT MARKED
1 MARKED
9 M NA

V383 HOW WELL KEPT ARE STRUCTURES 382
Print Format: F1
Write Format: F1
Missing Values: 8 THRU HIGHEST, 0

VALUE	LABEL
1	VERY WELL
2	MIXED
3	POORLY
4	VERY POORLY
8 M	DK
9 M	NA

V384 HOW WELL KEPT ARE YARD AND SIDEWALKS 383
Print Format: F1
Write Format: F1
Missing Values: 8 THRU HIGHEST, 0

VALUE	LABEL
1	VERY WELL
2	FAIRLY WELL
3	POORLY
4	VERY POORLY
8 M	DK
9 M	NA

V385 HOW WAS IW COMPLETED 384
Print Format: F1
Write Format: F1
Missing Values: 8 THRU HIGHEST, 0

VALUE	LABEL
1	FACE TO FACE
2	TELEPHONE
3	OTHER
8 M	DK
9 M	NA

V386 WAS THIS AN UNUSUAL IW 385
Print Format: F1
Write Format: F1
Missing Values: 8 THRU HIGHEST, 0

VALUE	LABEL
1	YES
5	NO
8 M	DK
9 M	NA

V1100	HAZARDOUS WASTE FACILITY ZONE Print Format: F8.2 Write Format: F8.2	386
	VALUE LABEL	
	1.00 yes	
	5.00 no	
V1001	ID Print Format: F7 Write Format: F7	387
V1002	SEGMENT Print Format: F3 Write Format: F3	388
V1003	LINE Print Format: F3 Write Format: F3	389
V1004	HU Print Format: F1 Write Format: F1	390
V1005	ORG OF LAST IWER Print Format: F1 Write Format: F1	391
V1006	INIT IWER Print Format: F4 Write Format: F4	392
V1007	IWER OF RECORD Print Format: F4 Write Format: F4	393
V1008	RC INDICATOR Print Format: F1 Write Format: F1	394
V1009	OTHER IWER Print Format: F4 Write Format: F4	395
V1010	VERIFICATION INDICATOR Print Format: F1 Write Format: F1	396
V1011	CASE# Print Format: F4 Write Format: F4	397

V1013	RECEIPT MO Print Format: F2 Write Format: F2 Missing Values: 99 THRU HIGHEST	398
V1014	RECEIPT DAY Print Format: F2 Write Format: F2 Missing Values: 99 THRU HIGHEST	399
V1015	#ADDTL HUS Print Format: F1 Write Format: F1 Missing Values: 9 THRU HIGHEST	400
V1016	IWER IW# Print Format: F3 Write Format: F3 Missing Values: 999 THRU HIGHEST, 0	401
V1018	RESULT MO Print Format: F2 Write Format: F2 Missing Values: 99 THRU HIGHEST	402
V1019	RESULT DAY Print Format: F2 Write Format: F2 Missing Values: 99 THRU HIGHEST	403
V1020	LENGTH OF IW Print Format: F3 Write Format: F3 Missing Values: 999 THRU HIGHEST, 0	404
V1021	EDIT LENGTH Print Format: F3 Write Format: F3 Missing Values: 999 THRU HIGHEST, 0	405
V1022	PERSUASTION LETTER? Print Format: F1 Write Format: F1 Missing Values: 9 THRU HIGHEST, 0	406
V1023	#CALLS Print Format: F2 Write Format: F2 Missing Values: 99 THRU HIGHEST, 0	407

V1024	FINAL RESULT Print Format: F2 Write Format: F2	408
V1025	NUMBER OF ELIG MALES Print Format: F1 Write Format: F1 Missing Values: 9	409
V1026	NUMBER OF ELIG FEMALES Print Format: F1 Write Format: F1 Missing Values: 9	410
V1031	#TRANSFERS Print Format: F2 Write Format: F2	411
V1032	TRANSFER IWER Print Format: F4 Write Format: F4	412
V1033	TRANSFER RESULT Print Format: F2 Write Format: F2	413
V1034	TRANSFER REPORT Print Format: F2 Write Format: F2	414
V3000	number of eligible Rs in HH Print Format: F8.2 Write Format: F8.2	415
V3001	HH weight Print Format: F8.2 Write Format: F8.2	416
V3002	Respondent weight Print Format: F8.2 Write Format: F8.2	417
V3003	weight for under rep. of Detroit, normalized Print Format: F8.2 Write Format: F8.2	418
V3004	normalized respondent weight Print Format: F8.2 Write Format: F8.2	419

V3005

420

Print Format: F8.2
Write Format: F8.2

RACE

421

Print Format: F8.2
Write Format: F8.2

VALUE LABEL

7.00 OTHER

There are 3048200 bytes of memory available.
The largest contiguous area has 3048200 bytes.

***** MEMORY ALLOWS A TOTAL OF 32767 VALUES, ACCUMULATED ACROSS ALL VARIABLES.
THERE ALSO MAY BE UP TO 8192 VALUE LABELS FOR EACH VARIABLE.

V7 ICP-LIVES IN DETROIT

VALUE LABEL	VALUE	FREQUENCY	PERCENT	VALID PERCENT	CUM PERCENT
R LIVES IN DETROIT	1	224	28.2	28.3	28.3
ALL OTHERS	2	567	71.5	71.7	100.0
	9	2	.3	MISSING	
	TOTAL	793	100.0	100.0	

VALID CASES 791 MISSING CASES 2

V8 CONFIRM CITY/TOWN

VALUE LABEL	VALUE	FREQUENCY	PERCENT	VALID PERCENT	CUM PERCENT
YES	1	517	65.2	91.5	91.5
NO	5	48	6.1	8.5	100.0
INAP	0	226	28.5	MISSING	
NA	9	2	.3	MISSING	
	TOTAL	793	100.0	100.0	

VALID CASES 565 MISSING CASES 228

V9 WHAT CITY/TOWN (A1a)

VALUE LABEL	VALUE	FREQUENCY	PERCENT	VALID PERCENT	CUM PERCENT
	15	5	.6	10.6	10.6
	16	3	.4	6.4	17.0
	23	2	.3	4.3	21.3
	37	1	.1	2.1	23.4
	129	6	.8	12.8	36.2
	142	3	.4	6.4	42.6
	152	1	.1	2.1	44.7
	160	1	.1	2.1	46.8
	161	6	.8	12.8	59.6
	204	9	1.1	19.1	78.7
	206	2	.3	4.3	83.0
	231	1	.1	2.1	85.1
	246	1	.1	2.1	87.2
	997	6	.8	12.8	100.0
	0	743	93.7	MISSING	
	999	3	.4	MISSING	
TOTAL		793	100.0	100.0	

VALID CASES 47 MISSING CASES 746

V10 TYPE OF PLACE

VALUE LABEL	VALUE	FREQUENCY	PERCENT	VALID PERCENT	CUM PERCENT
OPEN COUNTRY BUT NOT	1	11	1.4	1.9	1.9
SMALL CITY-TOWN <UND	3	218	27.5	38.4	40.4
MED CITY-TOWN <50K-2	4	294	37.1	51.9	92.2
LARGE CITY <OVER 250	5	44	5.5	7.8	100.0
INAP	0	226	28.5	MISSING	
TOTAL		793	100.0	100.0	

VALID CASES 567 MISSING CASES 226

V11 SUBURB OF DETROIT?

VALUE LABEL	VALUE	FREQUENCY	PERCENT	VALID PERCENT	CUM PERCENT
YES	1	383	48.3	68.0	68.0
NO	5	180	22.7	32.0	100.0
INAP	0	226	28.5	MISSING	
DK	8	2	.3	MISSING	
NA	9	2	.3	MISSING	
	TOTAL	793	100.0	100.0	

VALID CASES 563 MISSING CASES 230

V12 HOW LONG AT ADDRESS

VALUE LABEL	VALUE	FREQUENCY	PERCENT	VALID PERCENT	CUM PERCENT
	1	9	1.1	1.1	1.1
	2	6	.8	.8	1.9
	3	9	1.1	1.1	3.0
	4	9	1.1	1.1	4.2
	5	11	1.4	1.4	5.6
	6	16	2.0	2.0	7.6
	7	7	.9	.9	8.5
	8	10	1.3	1.3	9.8
	9	9	1.1	1.1	10.9
	10	6	.8	.8	11.7
	11	2	.3	.3	11.9
	12	33	4.2	4.2	16.1
	13	3	.4	.4	16.5
	14	1	.1	.1	16.6
	15	2	.3	.3	16.9
	16	3	.4	.4	17.3
	18	18	2.3	2.3	19.6
	19	1	.1	.1	19.7
	20	1	.1	.1	19.8
	24	36	4.5	4.6	24.4
	26	1	.1	.1	24.5
	27	1	.1	.1	24.7
	30	4	.5	.5	25.2
	36	59	7.4	7.5	32.7
	42	10	1.3	1.3	33.9
	48	25	3.2	3.2	37.1
	50	1	.1	.1	37.2
	54	5	.6	.6	37.9
	60	32	4.0	4.1	41.9
	66	2	.3	.3	42.2
	67	1	.1	.1	42.3
	72	24	3.0	3.0	45.4
	78	3	.4	.4	45.7
	84	25	3.2	3.2	48.9
	87	1	.1	.1	49.0
	96	12	1.5	1.5	50.6
	102	2	.3	.3	50.8
	108	7	.9	.9	51.7
	120	30	3.8	3.8	55.5
	132	18	2.3	2.3	57.8
	144	21	2.6	2.7	60.5
	156	24	3.0	3.0	63.5
	158	1	.1	.1	63.7
	164	1	.1	.1	63.8
	168	16	2.0	2.0	65.8
	180	19	2.4	2.4	68.2
	192	21	2.6	2.7	70.9

V12 HOW LONG AT ADDRESS

	204	8	1.0	1.0	71.9
	210	1	.1	.1	72.0
	213	1	.1	.1	72.2
	216	26	3.3	3.3	75.5
	228	10	1.3	1.3	76.7
	240	22	2.8	2.8	79.5
	252	7	.9	.9	80.4
	264	20	2.5	2.5	83.0
	268	1	.1	.1	83.1
	276	10	1.3	1.3	84.4
	288	7	.9	.9	85.3
	300	12	1.5	1.5	86.8
	312	5	.6	.6	87.4
	324	4	.5	.5	87.9
	336	4	.5	.5	88.4
	348	3	.4	.4	88.8
	360	7	.9	.9	89.7
	372	1	.1	.1	89.8
	384	7	.9	.9	90.7
	396	1	.1	.1	90.9
	408	6	.8	.8	91.6
	420	15	1.9	1.9	93.5
	432	1	.1	.1	93.6
	444	3	.4	.4	94.0
	456	3	.4	.4	94.4
	468	1	.1	.1	94.5
	480	6	.8	.8	95.3
	504	2	.3	.3	95.6
	516	1	.1	.1	95.7
	528	2	.3	.3	95.9
	540	1	.1	.1	96.1
	552	2	.3	.3	96.3
	588	1	.1	.1	96.4
	624	2	.3	.3	96.7
	648	1	.1	.1	96.8
	660	1	.1	.1	97.0
	792	1	.1	.1	97.1
ALL OF LIFE	950	13	1.6	1.7	98.7
LESS THAN ONE MONTH	997	10	1.3	1.3	100.0
NA	999	6	.8	MISSING	
	TOTAL	793	100.0	100.0	
VALID CASES	787	MISSING CASES	6		

V13 A4a- OWN/RENT?

VALUE LABEL	VALUE	FREQUENCY	PERCENT	VALID PERCENT	CUM PERCENT
OWN	1	547	69.0	71.4	71.4
RENT	2	205	25.9	26.8	98.2
OTHER	3	14	1.8	1.8	100.0
INAP	0	13	1.6	MISSING	
NA	9	14	1.8	MISSING	
	TOTAL	793	100.0	100.0	

VALID CASES 766 MISSING CASES 27

V14 A4b- OWN/RENT?

VALUE LABEL	VALUE	FREQUENCY	PERCENT	VALID PERCENT	CUM PERCENT
OWN	1	10	1.3	83.3	83.3
RENT	2	1	.1	8.3	91.7
OTHER	3	1	.1	8.3	100.0
INAP	0	780	98.4	MISSING	
NA	9	1	.1	MISSING	
	TOTAL	793	100.0	100.0	

VALID CASES 12 MISSING CASES 781

V15 HOW LONG IN CITY?

VALUE LABEL	VALUE	FREQUENCY	PERCENT	VALID PERCENT	CUM PERCENT
	1	1	.1	.1	.1
	2	1	.1	.1	.3
	3	5	.6	.6	.9
	4	5	.6	.6	1.5
	5	3	.4	.4	1.9
	6	3	.4	.4	2.3
	7	2	.3	.3	2.6
	8	8	1.0	1.0	3.6
	9	5	.6	.6	4.3
	10	2	.3	.3	4.5
	11	2	.3	.3	4.8
	12	21	2.6	2.7	7.5
	13	2	.3	.3	7.7
	15	2	.3	.3	8.0
	16	2	.3	.3	8.2
	18	9	1.1	1.2	9.4
	19	2	.3	.3	9.7
	20	1	.1	.1	9.8
	24	21	2.6	2.7	12.5
	30	4	.5	.5	13.0
	36	32	4.0	4.1	17.1
	41	1	.1	.1	17.3
	42	3	.4	.4	17.7
	48	11	1.4	1.4	19.1
	54	4	.5	.5	19.6
	60	20	2.5	2.6	22.2
	66	2	.3	.3	22.4
	67	1	.1	.1	22.6
	72	14	1.8	1.8	24.4
	78	1	.1	.1	24.5
	84	22	2.8	2.8	27.3
	96	14	1.8	1.8	29.1
	102	2	.3	.3	29.4
	108	7	.9	.9	30.3
	120	18	2.3	2.3	32.6
	132	14	1.8	1.8	34.4
	144	18	2.3	2.3	36.7
	156	24	3.0	3.1	39.8
	158	1	.1	.1	39.9
	164	1	.1	.1	40.1
	168	10	1.3	1.3	41.4
	180	17	2.1	2.2	43.6
	192	23	2.9	3.0	46.5
	204	11	1.4	1.4	47.9
	216	23	2.9	3.0	50.9
	222	1	.1	.1	51.0
	228	9	1.1	1.2	52.2

V15 HOW LONG IN CITY?

240	27	3.4	3.5	55.7
245	1	.1	.1	55.8
252	8	1.0	1.0	56.8
264	19	2.4	2.4	59.3
268	1	.1	.1	59.4
276	10	1.3	1.3	60.7
288	14	1.8	1.8	62.5
300	15	1.9	1.9	64.4
312	13	1.6	1.7	66.1
324	2	.3	.3	66.4
336	12	1.5	1.5	67.9
348	7	.9	.9	68.8
360	17	2.1	2.2	71.0
372	4	.5	.5	71.5
384	8	1.0	1.0	72.6
396	9	1.1	1.2	73.7
408	12	1.5	1.5	75.3
420	14	1.8	1.8	77.1
432	5	.6	.6	77.7
444	4	.5	.5	78.2
456	4	.5	.5	78.7
468	4	.5	.5	79.3
480	16	2.0	2.1	81.3
504	5	.6	.6	82.0
516	4	.5	.5	82.5
528	3	.4	.4	82.9
540	5	.6	.6	83.5
552	2	.3	.3	83.8
564	5	.6	.6	84.4
576	3	.4	.4	84.8
588	3	.4	.4	85.2
600	9	1.1	1.2	86.3
612	2	.3	.3	86.6
624	5	.6	.6	87.2
636	2	.3	.3	87.5
660	1	.1	.1	87.6
666	1	.1	.1	87.8
732	2	.3	.3	88.0
744	1	.1	.1	88.1
768	2	.3	.3	88.4
780	2	.3	.3	88.7
804	1	.1	.1	88.8
852	1	.1	.1	88.9
950	83	10.5	10.7	99.6
997	3	.4	.4	100.0
0	13	1.6	MISSING	
NA	999	4	MISSING	
TOTAL		793	100.0	100.0
VALID CASES	776	MISSING CASES	17	

V16 TYPE OF PLACE-AGE 16

VALUE LABEL	VALUE	FREQUENCY	PERCENT	VALID PERCENT	CUM PERCENT
OPEN COUNTRY BUT NOT FARM	1	48	6.1	6.9	6.9
SMALL CITY-TOWN <UND	2	54	6.8	7.8	14.7
MED CITY-TOWN <50K-2	3	183	23.1	26.4	41.1
LARGE CITY <OVER 250	4	185	23.3	26.7	67.8
INAP	5	223	28.1	32.2	100.0
NA	0	96	12.1	MISSING	
	9	4	.5	MISSING	
TOTAL		793	100.0	100.0	

VALID CASES 693 MISSING CASES 100

V17 V16-SUBURB OF CITY

VALUE LABEL	VALUE	FREQUENCY	PERCENT	VALID PERCENT	CUM PERCENT
YES	1	261	32.9	38.4	38.4
NO	5	419	52.8	61.6	100.0
INAP	0	96	12.1	MISSING	
NA	9	17	2.1	MISSING	
TOTAL		793	100.0	100.0	

VALID CASES 680 MISSING CASES 113

V18 IMP PROBS-COUNTRY 1

VALUE LABEL	VALUE	FREQUENCY	PERCENT	VALID PERCENT	CUM PERCENT
	7	1	.1	.1	.1
	9	1	.1	.1	.3
	13	17	2.1	2.2	2.4
	16	8	1.0	1.0	3.5
	21	4	.5	.5	4.0
	24	4	.5	.5	4.5
	27	1	.1	.1	4.6
	29	5	.6	.6	5.2
	31	1	.1	.1	5.4
	33	1	.1	.1	5.5
	37	2	.3	.3	5.8
	43	1	.1	.1	5.9
	55	8	1.0	1.0	6.9
	56	6	.8	.8	7.7
	57	5	.6	.6	8.3
	61	2	.3	.3	8.6
	63	1	.1	.1	8.7
	71	1	.1	.1	8.8
	72	1	.1	.1	9.0
	73	5	.6	.6	9.6
	90	2	.3	.3	9.8
	97	1	.1	.1	10.0
	120	10	1.3	1.3	11.3
	150	2	.3	.3	11.5
	160	2	.3	.3	11.8
	170	13	1.6	1.7	13.4
	180	212	26.7	27.1	40.5
	200	26	3.3	3.3	43.9
	220	3	.4	.4	44.2
	235	1	.1	.1	44.4
	265	2	.3	.3	44.6
	270	3	.4	.4	45.0
	280	3	.4	.4	45.4
	290	21	2.6	2.7	48.1
	300	26	3.3	3.3	51.4
	310	1	.1	.1	51.5
	320	1	.1	.1	51.7
	340	2	.3	.3	51.9
	370	3	.4	.4	52.3
	375	1	.1	.1	52.4
	390	3	.4	.4	52.8
	500	11	1.4	1.4	54.2
	520	39	4.9	5.0	59.2
	525	4	.5	.5	59.7
	530	31	3.9	4.0	63.7
	535	28	3.5	3.6	67.3
	540	3	.4	.4	67.6

V18 IMP PROBS-COUNTRY 1

550	3	.4	.4	68.0
580	7	.9	.9	68.9
610	19	2.4	2.4	71.4
630	7	.9	.9	72.3
640	1	.1	.1	72.4
670	15	1.9	1.9	74.3
675	1	.1	.1	74.4
690	3	.4	.4	74.8
700	52	6.6	6.6	81.5
702	17	2.1	2.2	83.6
703	6	.8	.8	84.4
705	1	.1	.1	84.5
710	6	.8	.8	85.3
780	1	.1	.1	85.4
790	6	.8	.8	86.2
800	2	.3	.3	86.4
805	1	.1	.1	86.6
810	17	2.1	2.2	88.7
840	5	.6	.6	89.4
850	9	1.1	1.2	90.5
860	2	.3	.3	90.8
872	2	.3	.3	91.0
877	2	.3	.3	91.3
880	2	.3	.3	91.6
890	5	.6	.6	92.2
935	51	6.4	6.5	98.7
940	2	.3	.3	99.0
950	2	.3	.3	99.2
997	6	.8	.8	100.0
998	9	1.1	MISSING	
999	2	.3	MISSING	

TOTAL 793 100.0 100.0

VALID CASES 782 MISSING CASES 11

V19 IMP PROBS-COUNTRY 2

VALUE LABEL	VALUE	FREQUENCY	PERCENT	VALID PERCENT	CUM PERCENT
	7	3	.4	.4	.4
	9	1	.1	.1	.6
	10	2	.3	.3	.8
	13	7	.9	1.0	1.8
	16	13	1.6	1.8	3.6
	21	6	.8	.8	4.4
	22	1	.1	.1	4.6
	26	2	.3	.3	4.8
	29	4	.5	.6	5.4
	32	2	.3	.3	5.7
	37	2	.3	.3	5.9
	41	4	.5	.6	6.5
	43	1	.1	.1	6.6
	51	1	.1	.1	6.8
	55	8	1.0	1.1	7.9
	56	7	.9	1.0	8.9
	57	5	.6	.7	9.5
	59	4	.5	.6	10.1
	61	3	.4	.4	10.5
	72	1	.1	.1	10.7
	73	4	.5	.6	11.2
	74	1	.1	.1	11.3
	90	4	.5	.6	11.9
	97	2	.3	.3	12.2
	120	10	1.3	1.4	13.6
	140	5	.6	.7	14.2
	150	6	.8	.8	15.1
	160	2	.3	.3	15.4
	170	32	4.0	4.4	19.8
	180	90	11.3	12.4	32.2
	200	23	2.9	3.2	35.4
	220	6	.8	.8	36.2
	235	2	.3	.3	36.5
	250	4	.5	.6	37.1
	265	1	.1	.1	37.2
	270	7	.9	1.0	38.2
	280	3	.4	.4	38.6
	290	33	4.2	4.6	43.2
	300	28	3.5	3.9	47.0
	310	1	.1	.1	47.2
	320	2	.3	.3	47.4
	360	1	.1	.1	47.6
	370	3	.4	.4	48.0
	390	7	.9	1.0	49.0
	500	9	1.1	1.2	50.2
	520	44	5.5	6.1	56.3
	525	4	.5	.6	56.8

V19 IMP PROBS-COUNTRY 2

530	27	3.4	3.7	60.6
535	43	5.4	5.9	66.5
540	16	2.0	2.2	68.7
550	11	1.4	1.5	70.3
560	3	.4	.4	70.7
580	3	.4	.4	71.1
610	30	3.8	4.1	75.2
630	9	1.1	1.2	76.5
670	17	2.1	2.4	78.8
690	2	.3	.3	79.1
700	21	2.6	2.9	82.0
702	13	1.6	1.8	83.8
703	7	.9	1.0	84.8
710	8	1.0	1.1	85.9
790	9	1.1	1.2	87.1
805	4	.5	.6	87.7
810	22	2.8	3.0	90.7
820	1	.1	.1	90.9
825	2	.3	.3	91.1
830	1	.1	.1	91.3
840	4	.5	.6	91.8
850	4	.5	.6	92.4
860	1	.1	.1	92.5
872	1	.1	.1	92.7
873	1	.1	.1	92.8
875	1	.1	.1	92.9
880	1	.1	.1	93.1
890	6	.8	.8	93.9
900	1	.1	.1	94.1
935	23	2.9	3.2	97.2
940	6	.8	.8	98.1
997	14	1.8	1.9	100.0
0	69	8.7	MISSING	
999	1	.1	MISSING	
TOTAL		793	100.0	100.0

VALID CASES 723 MISSING CASES 70

V20 IMP PROBS-COUNTRY 3

VALUE LABEL	VALUE	FREQUENCY	PERCENT	VALID PERCENT	CUM PERCENT
	7	1	.1	.2	.2
	10	1	.1	.2	.4
	13	10	1.3	1.8	2.1
	16	2	.3	.4	2.5
	17	1	.1	.2	2.6
	18	1	.1	.2	2.8
	21	1	.1	.2	3.0
	24	1	.1	.2	3.2
	26	3	.4	.5	3.7
	27	1	.1	.2	3.9
	29	1	.1	.2	4.0
	31	3	.4	.5	4.6
	32	1	.1	.2	4.7
	36	1	.1	.2	4.9
	37	1	.1	.2	5.1
	41	3	.4	.5	5.6
	51	2	.3	.4	6.0
	55	3	.4	.5	6.5
	56	4	.5	.7	7.2
	57	3	.4	.5	7.7
	58	2	.3	.4	8.1
	59	2	.3	.4	8.4
	61	5	.6	.9	9.3
	71	2	.3	.4	9.6
	73	3	.4	.5	10.2
	90	8	1.0	1.4	11.6
	120	7	.9	1.2	12.8
	140	2	.3	.4	13.2
	150	5	.6	.9	14.0
	160	2	.3	.4	14.4
	170	11	1.4	1.9	16.3
	180	65	8.2	11.4	27.7
	200	19	2.4	3.3	31.1
	220	8	1.0	1.4	32.5
	235	2	.3	.4	32.8
	237	1	.1	.2	33.0
	250	5	.6	.9	33.9
	265	1	.1	.2	34.0
	270	1	.1	.2	34.2
	280	3	.4	.5	34.7
	290	14	1.8	2.5	37.2
	300	27	3.4	4.7	41.9
	310	1	.1	.2	42.1
	320	6	.8	1.1	43.2
	340	2	.3	.4	43.5
	370	1	.1	.2	43.7
	390	6	.8	1.1	44.7

V20 IMP PROBS-COUNTRY 3

500	10	1.3	1.8	46.5
520	40	5.0	7.0	53.5
525	3	.4	.5	54.0
530	19	2.4	3.3	57.4
535	35	4.4	6.1	63.5
540	6	.8	1.1	64.6
550	12	1.5	2.1	66.7
560	1	.1	.2	66.8
580	3	.4	.5	67.4
610	23	2.9	4.0	71.4
630	12	1.5	2.1	73.5
670	13	1.6	2.3	75.8
690	2	.3	.4	76.1
700	19	2.4	3.3	79.5
702	15	1.9	2.6	82.1
703	7	.9	1.2	83.3
710	12	1.5	2.1	85.4
790	5	.6	.9	86.3
800	1	.1	.2	86.5
810	14	1.8	2.5	88.9
825	1	.1	.2	89.1
830	1	.1	.2	89.3
840	4	.5	.7	90.0
850	4	.5	.7	90.7
860	1	.1	.2	90.9
870	2	.3	.4	91.2
872	1	.1	.2	91.4
873	2	.3	.4	91.8
875	3	.4	.5	92.3
877	1	.1	.2	92.5
880	4	.5	.7	93.2
890	4	.5	.7	93.9
900	1	.1	.2	94.0
930	1	.1	.2	94.2
935	13	1.6	2.3	96.5
940	5	.6	.9	97.4
997	15	1.9	2.6	100.0
0	221	27.9	MISSING	
999	2	.3	MISSING	

TOTAL 793 100.0 100.0

VALID CASES 570 MISSING CASES 223

V21 ID-BLANCHARD

VALUE LABEL	VALUE	FREQUENCY	PERCENT	VALID PERCENT	CUM PERCENT
CORRECT	1	731	92.2	98.8	98.8
PARTIALLY CORRECT	3	3	.4	.4	99.2
INCORRECT	5	6	.8	.8	100.0
DK	8	52	6.6	MISSING	
NA	9	1	.1	MISSING	
		-----	-----	-----	-----
TOTAL		793	100.0	100.0	

VALID CASES 740 MISSING CASES 53

V22 ID-RIEGLE

VALUE LABEL	VALUE	FREQUENCY	PERCENT	VALID PERCENT	CUM PERCENT
CORRECT	1	519	65.4	85.1	85.1
PARTIALLY CORRECT	3	65	8.2	10.7	95.7
INCORRECT	5	26	3.3	4.3	100.0
DK	8	182	23.0	MISSING	
NA	9	1	.1	MISSING	
		-----	-----	-----	-----
TOTAL		793	100.0	100.0	

VALID CASES 610 MISSING CASES 183

V23 ID-MARSHALL

VALUE LABEL	VALUE	FREQUENCY	PERCENT	VALID PERCENT	CUM PERCENT
CORRECT	1	156	19.7	70.6	70.6
PARTIALLY CORRECT	3	28	3.5	12.7	83.3
INCORRECT	5	37	4.7	16.7	100.0
DK	8	570	71.9	MISSING	
NA	9	2	.3	MISSING	
		-----	-----	-----	-----
TOTAL		793	100.0	100.0	

VALID CASES 221 MISSING CASES 572

V24 ID-MAHAFFEY

VALUE LABEL	VALUE	FREQUENCY	PERCENT	VALID PERCENT	CUM PERCENT
CORRECT	1	410	51.7	82.3	82.3
PARTIALLY CORRECT	3	17	2.1	3.4	85.7
INCORRECT	5	71	9.0	14.3	100.0
DK	8	292	36.8	MISSING	
NA	9	3	.4	MISSING	
TOTAL		793	100.0	100.0	

VALID CASES 498 MISSING CASES 295

V25 GOVT PRIORITY-EDUC

VALUE LABEL	VALUE	FREQUENCY	PERCENT	VALID PERCENT	CUM PERCENT
	1	233	29.4	30.0	30.0
	2	131	16.5	16.9	46.8
	3	167	21.1	21.5	68.3
	4	104	13.1	13.4	81.7
	5	96	12.1	12.4	94.1
	6	46	5.8	5.9	100.0
	9	16	2.0	MISSING	
TOTAL		793	100.0	100.0	

VALID CASES 777 MISSING CASES 16

V26 GOVT PRIORITY-EQUAL

VALUE LABEL	VALUE	FREQUENCY	PERCENT	VALID PERCENT	CUM PERCENT
	1	31	3.9	4.0	4.0
	2	53	6.7	6.9	10.9
	3	77	9.7	10.0	20.9
	4	134	16.9	17.4	38.4
	5	154	19.4	20.0	58.4
	6	320	40.4	41.6	100.0
	9	24	3.0	MISSING	
	TOTAL	793	100.0	100.0	

VALID CASES 769 MISSING CASES 24

V27 GOVT PRIORITY-ECON

VALUE LABEL	VALUE	FREQUENCY	PERCENT	VALID PERCENT	CUM PERCENT
	1	139	17.5	18.0	18.0
	2	82	10.3	10.6	28.6
	3	94	11.9	12.2	40.8
	4	150	18.9	19.4	60.2
	5	165	20.8	21.3	81.5
	6	143	18.0	18.5	100.0
	9	20	2.5	MISSING	
	TOTAL	793	100.0	100.0	

VALID CASES 773 MISSING CASES 20

V28 GOVT PRIORITY-ENVIR

VALUE LABEL	VALUE	FREQUENCY	PERCENT	VALID PERCENT	CUM PERCENT
	1	91	11.5	11.8	11.8
	2	89	11.2	11.6	23.4
	3	122	15.4	15.8	39.2
	4	153	19.3	19.9	59.1
	5	173	21.8	22.5	81.6
	6	142	17.9	18.4	100.0
	9	23	2.9	MISSING	
	TOTAL	793	100.0	100.0	

VALID CASES 770 MISSING CASES 23

V29 GOVT PRIORITY-CRIME

VALUE LABEL	VALUE	FREQUENCY	PERCENT	VALID PERCENT	CUM PERCENT
	1	107	13.5	13.8	13.8
	2	199	25.1	25.6	39.4
	3	175	22.1	22.5	61.9
	4	135	17.0	17.4	79.3
	5	116	14.6	14.9	94.2
	6	45	5.7	5.8	100.0
	9	16	2.0	MISSING	
	TOTAL	793	100.0	100.0	

VALID CASES 777 MISSING CASES 16

V30 GOVT PRIORITY-DRUG

VALUE LABEL	VALUE	FREQUENCY	PERCENT	VALID PERCENT	CUM PERCENT
	1	203	25.6	26.1	26.1
	2	232	29.3	29.8	55.9
	3	136	17.2	17.5	73.4
	4	92	11.6	11.8	85.2
	5	57	7.2	7.3	92.5
	6	58	7.3	7.5	100.0
	9	15	1.9	MISSING	
	TOTAL	793	100.0	100.0	

VALID CASES 778 MISSING CASES 15

V31 ICP-B3 PROPER RANK

VALUE LABEL	VALUE	FREQUENCY	PERCENT	VALID PERCENT	CUM PERCENT
YES	1	748	94.3	94.3	94.3
NO	5	45	5.7	5.7	100.0
	TOTAL	793	100.0	100.0	

VALID CASES 793 MISSING CASES 0

V32 ICP-R READ ALONE?

VALUE LABEL	VALUE	FREQUENCY	PERCENT	VALID PERCENT	CUM PERCENT
READ SAB ALONE	1	687	86.6	87.1	87.1
B3a-f WERE READ ALOU	2	102	12.9	12.9	100.0
	9	4	.5	MISSING	
	TOTAL	793	100.0	100.0	

VALID CASES 789 MISSING CASES 4

V33 VOTE IN 88(PRES)?

VALUE LABEL	VALUE	FREQUENCY	PERCENT	VALID PERCENT	CUM PERCENT
YES	1	501	63.2	63.3	63.3
NO	5	272	34.3	34.3	97.6
NOT A US CITIZEN	6	19	2.4	2.4	100.0
NA	9	1	.1	MISSING	
TOTAL		793	100.0	100.0	

VALID CASES 792 MISSING CASES 1

V34 WHO VOTED FOR IN 88

VALUE LABEL	VALUE	FREQUENCY	PERCENT	VALID PERCENT	CUM PERCENT
DUKAKIS	1	168	21.2	34.9	34.9
BUSH	2	269	33.9	55.9	90.9
SOMEONE ELSE	3	44	5.5	9.1	100.0
INAP	0	292	36.8	MISSING	
DONT KNOW	8	2	.3	MISSING	
NA	9	18	2.3	MISSING	
TOTAL		793	100.0	100.0	

VALID CASES 481 MISSING CASES 312

V35 FREQ-LOCAL VOTING

VALUE LABEL	VALUE	FREQUENCY	PERCENT	VALID PERCENT	CUM PERCENT
ALWAYS	1	195	24.6	24.9	24.9
MOST OF THE TIME	2	202	25.5	25.8	50.8
SOMETIMES	3	123	15.5	15.7	66.5
RARELY	4	88	11.1	11.3	77.7
NEVER	5	174	21.9	22.3	100.0
NA	9	11	1.4	MISSING	
TOTAL		793	100.0	100.0	

VALID CASES 782 MISSING CASES 11

V36 PARTY ID

VALUE LABEL	VALUE	FREQUENCY	PERCENT	VALID PERCENT	CUM PERCENT
REPUBLICAN	1	183	23.1	23.2	23.2
DEMOCRAT	2	306	38.6	38.8	62.1
INDEPENDENT	3	189	23.8	24.0	86.0
NO PREFERENCE	5	90	11.3	11.4	97.5
OTHER	7	20	2.5	2.5	100.0
NA	9	5	.6	MISSING	
TOTAL		793	100.0	100.0	

VALID CASES 788 MISSING CASES 5

V37 V36 OTHER-WHICH CLOSER

VALUE LABEL	VALUE	FREQUENCY	PERCENT	VALID PERCENT	CUM PERCENT
REPUBLICAN	1	88	11.1	30.1	30.1
DEMOCRAT	2	102	12.9	34.9	65.1
NEITHER	3	102	12.9	34.9	100.0
INAP	0	494	62.3	MISSING	
DK	8	2	.3	MISSING	
NA	9	5	.6	MISSING	
TOTAL		793	100.0	100.0	

VALID CASES 292 MISSING CASES 501

V38 ISSUE ACTION-PUB OFF

VALUE LABEL	VALUE	FREQUENCY	PERCENT	VALID PERCENT	CUM PERCENT
YES	1	169	21.3	21.4	21.4
NO	5	621	78.3	78.6	100.0
DK	8	1	.1	MISSING	
NA	9	2	.3	MISSING	
TOTAL		793	100.0	100.0	

VALID CASES 790 MISSING CASES 3

V39 ISSUE ACTION-MTGS

VALUE LABEL	VALUE	FREQUENCY	PERCENT	VALID PERCENT	CUM PERCENT
YES	1	156	19.7	19.7	19.7
NO	5	635	80.1	80.3	100.0
NA	9	2	.3	MISSING	
TOTAL		793	100.0	100.0	

VALID CASES 791 MISSING CASES 2

V40 ISSUE ACTION-WORK

VALUE LABEL	VALUE	FREQUENCY	PERCENT	VALID PERCENT	CUM PERCENT
YES	1	55	6.9	7.0	7.0
NO	5	734	92.6	93.0	100.0
NA	9	4	.5	MISSING	
TOTAL		793	100.0	100.0	

VALID CASES 789 MISSING CASES 4

V41 ISSUE ACTION-MONEY

VALUE LABEL	VALUE	FREQUENCY	PERCENT	VALID PERCENT	CUM PERCENT
YES	1	186	23.5	23.5	23.5
NO	5	606	76.4	76.5	100.0
NA	9	1	.1	MISSING	
TOTAL		793	100.0	100.0	

VALID CASES 792 MISSING CASES 1

V42 ISSUE ACTION-PROTEST

VALUE LABEL	VALUE	FREQUENCY	PERCENT	VALID PERCENT	CUM PERCENT
YES	1	37	4.7	4.7	4.7
NO	5	753	95.0	95.3	100.0
NA	9	3	.4	MISSING	
	TOTAL	793	100.0	100.0	

VALID CASES 790 MISSING CASES 3

V43 ICP-NO ACTION

VALUE LABEL	VALUE	FREQUENCY	PERCENT	VALID PERCENT	CUM PERCENT
NO TO ALL B8a-e	1	472	59.5	59.5	59.5
ALL OTHERS	2	321	40.5	40.5	100.0
	TOTAL	793	100.0	100.0	

VALID CASES 793 MISSING CASES 0

V44 ACT ON WHAT ISSUE-1

VALUE LABEL	VALUE	FREQUENCY	PERCENT	VALID PERCENT	CUM PERCENT
	7	1	.1	.3	.3
	8	9	1.1	2.9	3.3
	9	1	.1	.3	3.6
	13	5	.6	1.6	5.2
	16	3	.4	1.0	6.2
	18	2	.3	.7	6.8
	26	2	.3	.7	7.5
	31	7	.9	2.3	9.8
	32	2	.3	.7	10.4
	34	2	.3	.7	11.1
	37	2	.3	.7	11.7
	41	1	.1	.3	12.1
	45	1	.1	.3	12.4
	55	2	.3	.7	13.0
	57	1	.1	.3	13.4
	61	9	1.1	2.9	16.3
	63	7	.9	2.3	18.6
	64	3	.4	1.0	19.5
	90	18	2.3	5.9	25.4
	97	4	.5	1.3	26.7
	110	1	.1	.3	27.0
	120	1	.1	.3	27.4
	140	4	.5	1.3	28.7
	180	11	1.4	3.6	32.2
	220	2	.3	.7	32.9
	230	1	.1	.3	33.2
	235	2	.3	.7	33.9
	250	2	.3	.7	34.5
	255	3	.4	1.0	35.5
	280	2	.3	.7	36.2
	290	4	.5	1.3	37.5
	300	7	.9	2.3	39.7
	340	3	.4	1.0	40.7
	370	3	.4	1.0	41.7
	380	3	.4	1.0	42.7
	390	10	1.3	3.3	45.9
	500	2	.3	.7	46.6
	515	1	.1	.3	46.9
	520	10	1.3	3.3	50.2
	530	2	.3	.7	50.8
	535	1	.1	.3	51.1
	540	6	.8	2.0	53.1
	567	1	.1	.3	53.4
	580	1	.1	.3	53.7
	610	14	1.8	4.6	58.3
	630	19	2.4	6.2	64.5
	670	10	1.3	3.3	67.8

V44 ACT ON WHAT ISSUE-1

675	3	.4	1.0	68.7
690	4	.5	1.3	70.0
700	1	.1	.3	70.4
702	3	.4	1.0	71.3
780	1	.1	.3	71.7
790	23	2.9	7.5	79.2
810	3	.4	1.0	80.1
860	1	.1	.3	80.5
870	3	.4	1.0	81.4
872	13	1.6	4.2	85.7
873	5	.6	1.6	87.3
920	1	.1	.3	87.6
930	5	.6	1.6	89.3
935	2	.3	.7	89.9
997	31	3.9	10.1	100.0
0	472	59.5	MISSING	
998	4	.5	MISSING	
999	10	1.3	MISSING	
TOTAL	793	100.0	100.0	

VALID CASES 307 MISSING CASES 486

V45 ACT ON WHAT ISSUE-2

VALUE LABEL	VALUE	FREQUENCY	PERCENT	VALID PERCENT	CUM PERCENT
	9	1	.1	.8	.8
	16	3	.4	2.3	3.1
	21	2	.3	1.6	4.7
	24	1	.1	.8	5.4
	25	1	.1	.8	6.2
	29	1	.1	.8	7.0
	31	2	.3	1.6	8.5
	32	1	.1	.8	9.3
	33	1	.1	.8	10.1
	37	2	.3	1.6	11.6
	51	1	.1	.8	12.4
	56	1	.1	.8	13.2
	57	5	.6	3.9	17.1
	61	1	.1	.8	17.8
	63	3	.4	2.3	20.2
	64	2	.3	1.6	21.7
	71	1	.1	.8	22.5
	90	3	.4	2.3	24.8
	97	2	.3	1.6	26.4
	120	1	.1	.8	27.1
	140	1	.1	.8	27.9
	180	2	.3	1.6	29.5
	235	4	.5	3.1	32.6
	290	1	.1	.8	33.3
	300	4	.5	3.1	36.4
	340	2	.3	1.6	38.0
	370	2	.3	1.6	39.5
	390	8	1.0	6.2	45.7
	520	4	.5	3.1	48.8
	530	1	.1	.8	49.6
	535	3	.4	2.3	51.9
	540	2	.3	1.6	53.5
	600	1	.1	.8	54.3
	610	5	.6	3.9	58.1
	630	7	.9	5.4	63.6
	640	1	.1	.8	64.3
	670	5	.6	3.9	68.2
	675	1	.1	.8	69.0
	690	3	.4	2.3	71.3
	700	1	.1	.8	72.1
	790	8	1.0	6.2	78.3
	825	1	.1	.8	79.1
	860	2	.3	1.6	80.6
	870	1	.1	.8	81.4
	872	5	.6	3.9	85.3
	873	1	.1	.8	86.0
	877	1	.1	.8	86.8

V45 ACT ON WHAT ISSUE-2

930	2	.3	1.6	88.4
997	15	1.9	11.6	100.0
0	661	83.4	MISSING	
999	3	.4	MISSING	
TOTAL	793	100.0	100.0	

VALID CASES 129 MISSING CASES 664

V46 ACT ON WHAT ISSUE-3

VALUE LABEL	VALUE	FREQUENCY	PERCENT	VALID PERCENT	CUM PERCENT
	10	1	.1	1.8	1.8
	21	1	.1	1.8	3.5
	31	2	.3	3.5	7.0
	32	1	.1	1.8	8.8
	55	1	.1	1.8	10.5
	57	1	.1	1.8	12.3
	61	1	.1	1.8	14.0
	90	3	.4	5.3	19.3
	97	1	.1	1.8	21.1
	180	4	.5	7.0	28.1
	220	1	.1	1.8	29.8
	235	1	.1	1.8	31.6
	290	1	.1	1.8	33.3
	300	1	.1	1.8	35.1
	390	1	.1	1.8	36.8
	520	2	.3	3.5	40.4
	540	1	.1	1.8	42.1
	610	3	.4	5.3	47.4
	630	4	.5	7.0	54.4
	670	1	.1	1.8	56.1
	675	2	.3	3.5	59.6
	690	1	.1	1.8	61.4
	790	3	.4	5.3	66.7
	810	1	.1	1.8	68.4
	825	1	.1	1.8	70.2
	860	2	.3	3.5	73.7
	870	1	.1	1.8	75.4
	872	1	.1	1.8	77.2
	890	2	.3	3.5	80.7
	930	2	.3	3.5	84.2
	935	1	.1	1.8	86.0
	997	8	1.0	14.0	100.0
	0	733	92.4	MISSING	
	999	3	.4	MISSING	
	TOTAL	793	100.0	100.0	

VALID CASES

57

MISSING CASES

736

V47 POL VIEW SCALE

VALUE LABEL	VALUE	FREQUENCY	PERCENT	VALID PERCENT	CUM PERCENT
EXTREMELY LIBERAL	1	11	1.4	1.5	1.5
LIBERAL	2	76	9.6	10.3	11.8
SLIGHTLY LIBERAL	3	91	11.5	12.4	24.2
MODERATE; MIDDLE OF	4	281	35.4	38.2	62.4
SLIGHTLY CONSERVATIV	5	149	18.8	20.2	82.6
CONSERVATIVE	6	111	14.0	15.1	97.7
EXTREMELY CONSERVATI	7	14	1.8	1.9	99.6
HAVE NOT THOUGHT ABO	9	3	.4	.4	100.0
	98	46	5.8	MISSING	
	99	11	1.4	MISSING	
TOTAL		793	100.0	100.0	

VALID CASES 736 MISSING CASES 57

V48 DAYS TV NEWS

VALUE LABEL	VALUE	FREQUENCY	PERCENT	VALID PERCENT	CUM PERCENT
	1	39	4.9	5.2	5.2
	2	60	7.6	7.9	13.1
	3	71	9.0	9.4	22.5
	4	64	8.1	8.5	31.0
	5	108	13.6	14.3	45.2
	6	57	7.2	7.5	52.8
	7	357	45.0	47.2	100.0
	0	35	4.4	MISSING	
	9	2	.3	MISSING	
TOTAL		793	100.0	100.0	

VALID CASES 756 MISSING CASES 37

V49 DAYS RADIO NEWS

VALUE LABEL	VALUE	FREQUENCY	PERCENT	VALID PERCENT	CUM PERCENT
	1	36	4.5	6.9	6.9
	2	63	7.9	12.1	19.1
	3	55	6.9	10.6	29.7
	4	28	3.5	5.4	35.1
	5	70	8.8	13.5	48.6
	6	29	3.7	5.6	54.1
	7	238	30.0	45.9	100.0
	0	268	33.8	MISSING	
	8	1	.1	MISSING	
	9	5	.6	MISSING	
	TOTAL	793	100.0	100.0	

VALID CASES 519 MISSING CASES 274

V50 DAYS NEWSPAPER NEWS

VALUE LABEL	VALUE	FREQUENCY	PERCENT	VALID PERCENT	CUM PERCENT
	1	78	9.8	11.7	11.7
	2	73	9.2	11.0	22.7
	3	56	7.1	8.4	31.2
	4	42	5.3	6.3	37.5
	5	61	7.7	9.2	46.7
	6	21	2.6	3.2	49.8
	7	333	42.0	50.2	100.0
	0	127	16.0	MISSING	
	9	2	.3	MISSING	
	TOTAL	793	100.0	100.0	

VALID CASES 664 MISSING CASES 129

V51 IMP PROBS-ENVIRON1

VALUE LABEL	VALUE	FREQUENCY	PERCENT	VALID PERCENT	CUM PERCENT
	7	20	2.5	2.7	2.7
	8	8	1.0	1.1	3.8
	9	1	.1	.1	3.9
	10	5	.6	.7	4.6
	11	14	1.8	1.9	6.5
	12	2	.3	.3	6.8
	13	171	21.6	23.1	29.9
	14	10	1.3	1.4	31.3
	15	7	.9	.9	32.2
	16	76	9.6	10.3	42.5
	17	2	.3	.3	42.8
	18	12	1.5	1.6	44.4
	21	59	7.4	8.0	52.4
	22	1	.1	.1	52.5
	24	2	.3	.3	52.8
	25	4	.5	.5	53.3
	26	1	.1	.1	53.5
	27	5	.6	.7	54.1
	29	7	.9	.9	55.1
	31	9	1.1	1.2	56.3
	32	15	1.9	2.0	58.3
	36	3	.4	.4	58.7
	37	25	3.2	3.4	62.1
	38	1	.1	.1	62.2
	41	12	1.5	1.6	63.9
	43	1	.1	.1	64.0
	44	1	.1	.1	64.1
	54	3	.4	.4	64.5
	55	73	9.2	9.9	74.4
	56	47	5.9	6.4	80.8
	57	28	3.5	3.8	84.6
	58	2	.3	.3	84.8
	59	2	.3	.3	85.1
	61	3	.4	.4	85.5
	63	2	.3	.3	85.8
	64	1	.1	.1	85.9
	71	7	.9	.9	86.9
	72	4	.5	.5	87.4
	73	37	4.7	5.0	92.4
	74	4	.5	.5	93.0
	90	1	.1	.1	93.1
	92	3	.4	.4	93.5
	94	30	3.8	4.1	97.6
	95	9	1.1	1.2	98.8
	97	9	1.1	1.2	100.0
	98	37	4.7	MISSING	
	99	17	2.1	MISSING	

V51 IMP PROBS-ENVIRON1

		TOTAL	-----	-----	-----
			793	100.0	100.0
VALID CASES	739	MISSING CASES	54		

V52 IMP PROBS-ENVIRON2

VALUE LABEL	VALUE	FREQUENCY	PERCENT	VALID PERCENT	CUM PERCENT
	7	6	.8	.9	.9
	8	6	.8	.9	1.9
	9	5	.6	.8	2.6
	10	6	.8	.9	3.6
	11	5	.6	.8	4.3
	13	109	13.7	16.9	21.3
	14	24	3.0	3.7	25.0
	15	7	.9	1.1	26.1
	16	100	12.6	15.5	41.6
	17	4	.5	.6	42.2
	18	19	2.4	3.0	45.2
	21	37	4.7	5.7	50.9
	22	2	.3	.3	51.2
	24	10	1.3	1.6	52.8
	26	1	.1	.2	53.0
	27	6	.8	.9	53.9
	29	7	.9	1.1	55.0
	31	9	1.1	1.4	56.4
	32	28	3.5	4.3	60.7
	34	4	.5	.6	61.3
	35	1	.1	.2	61.5
	37	28	3.5	4.3	65.8
	38	6	.8	.9	66.8
	41	25	3.2	3.9	70.7
	43	1	.1	.2	70.8
	44	4	.5	.6	71.4
	45	1	.1	.2	71.6
	51	2	.3	.3	71.9
	54	1	.1	.2	72.0
	55	41	5.2	6.4	78.4
	56	19	2.4	3.0	81.4
	57	35	4.4	5.4	86.8
	58	1	.1	.2	87.0
	59	6	.8	.9	87.9
	61	9	1.1	1.4	89.3
	71	5	.6	.8	90.1
	72	11	1.4	1.7	91.8
	73	31	3.9	4.8	96.6
	74	5	.6	.8	97.4
	82	2	.3	.3	97.7
	94	10	1.3	1.6	99.2
	97	5	.6	.8	100.0
	0	133	16.8	MISSING	
	98	3	.4	MISSING	
	99	13	1.6	MISSING	
	TOTAL	793	100.0	100.0	

V52 IMP PROBS-ENVIRON2

VALID CASES 644 MISSING CASES 149

V53 IMP PROBS-ENVIRON3

VALUE LABEL	VALUE	FREQUENCY	PERCENT	VALID PERCENT	CUM PERCENT
	7	6	.8	1.3	1.3
	8	5	.6	1.0	2.3
	9	6	.8	1.3	3.5
	10	7	.9	1.5	5.0
	11	7	.9	1.5	6.5
	13	48	6.1	10.0	16.5
	14	12	1.5	2.5	19.0
	15	5	.6	1.0	20.0
	16	44	5.5	9.2	29.2
	17	6	.8	1.3	30.5
	18	11	1.4	2.3	32.8
	21	26	3.3	5.4	38.2
	22	1	.1	.2	38.4
	24	13	1.6	2.7	41.1
	26	2	.3	.4	41.5
	27	12	1.5	2.5	44.1
	29	2	.3	.4	44.5
	31	12	1.5	2.5	47.0
	32	28	3.5	5.8	52.8
	33	1	.1	.2	53.0
	34	3	.4	.6	53.7
	37	25	3.2	5.2	58.9
	38	9	1.1	1.9	60.8
	41	29	3.7	6.1	66.8
	43	2	.3	.4	67.2
	51	2	.3	.4	67.6
	52	1	.1	.2	67.8
	54	2	.3	.4	68.3
	55	31	3.9	6.5	74.7
	56	19	2.4	4.0	78.7
	57	22	2.8	4.6	83.3
	58	6	.8	1.3	84.6
	59	4	.5	.8	85.4
	61	8	1.0	1.7	87.1
	63	3	.4	.6	87.7
	71	8	1.0	1.7	89.4
	72	7	.9	1.5	90.8
	73	15	1.9	3.1	93.9
	74	9	1.1	1.9	95.8
	82	2	.3	.4	96.2
	92	3	.4	.6	96.9
	94	7	.9	1.5	98.3
	97	8	1.0	1.7	100.0
	0	301	38.0	MISSING	
	99	13	1.6	MISSING	
	TOTAL	793	100.0	100.0	

V53 IMP PROBS-ENVIRON3

VALID CASES 479 MISSING CASES 314

V54 SELF AS ENVIRONIST?

VALUE LABEL	VALUE	FREQUENCY	PERCENT	VALID PERCENT	CUM PERCENT
YES	1	280	35.3	36.2	36.2
DEPENDS	3	88	11.1	11.4	47.5
NO	5	406	51.2	52.5	100.0
DK	8	11	1.4	MISSING	
NA	9	8	1.0	MISSING	
	TOTAL	793	100.0	100.0	

VALID CASES 774 MISSING CASES 19

V55 VIEW OF ENVIRONISTS

VALUE LABEL	VALUE	FREQUENCY	PERCENT	VALID PERCENT	CUM PERCENT
FAVORABLE	1	365	46.0	84.1	84.1
UNFAVORABLE	2	69	8.7	15.9	100.0
INAP	0	299	37.7	MISSING	
DK	8	30	3.8	MISSING	
NA	9	30	3.8	MISSING	
	TOTAL	793	100.0	100.0	

VALID CASES 434 MISSING CASES 359

V56 ISSUE-DRINKING WATER

VALUE LABEL	VALUE	FREQUENCY	PERCENT	VALID PERCENT	CUM PERCENT
VERY SERIOUS PROBLEM	1	466	58.8	59.1	59.1
SOMEWHAT SERIOUS	2	247	31.1	31.3	90.4
NOT A VERY SERIOUS P	3	58	7.3	7.4	97.7
NOT A PROBLEM AT ALL	4	18	2.3	2.3	100.0
DK	8	1	.1	MISSING	
NA	9	3	.4	MISSING	
	TOTAL	793	100.0	100.0	

VALID CASES 789 MISSING CASES 4

V57 ISSUE-SCENIC AREAS

VALUE LABEL	VALUE	FREQUENCY	PERCENT	VALID PERCENT	CUM PERCENT
VERY SERIOUS PROBLEM	1	278	35.1	35.6	35.6
SOMEWHAT SERIOUS	2	347	43.8	44.4	80.0
NOT A VERY SERIOUS P	3	138	17.4	17.7	97.7
NOT A PROBLEM AT ALL	4	18	2.3	2.3	100.0
DK	8	8	1.0	MISSING	
NA	9	4	.5	MISSING	
	TOTAL	793	100.0	100.0	

VALID CASES 781 MISSING CASES 12

V58 ISSUE-OZONE LAYER

VALUE LABEL	VALUE	FREQUENCY	PERCENT	VALID PERCENT	CUM PERCENT
VERY SERIOUS PROBLEM	1	444	56.0	61.9	61.9
SOMEWHAT SERIOUS	2	188	23.7	26.2	88.1
NOT A VERY SERIOUS P	3	62	7.8	8.6	96.8
NOT A PROBLEM AT ALL	4	23	2.9	3.2	100.0
DK	8	66	8.3	MISSING	
NA	9	10	1.3	MISSING	
	TOTAL	793	100.0	100.0	

VALID CASES 717 MISSING CASES 76

V59 ISSUE-OIL SPILLS

VALUE LABEL	VALUE	FREQUENCY	PERCENT	VALID PERCENT	CUM PERCENT
VERY SERIOUS PROBLEM	1	600	75.7	76.6	76.6
SOMEWHAT SERIOUS	2	147	18.5	18.8	95.4
NOT A VERY SERIOUS P	3	30	3.8	3.8	99.2
NOT A PROBLEM AT ALL	4	6	.8	.8	100.0
DK	8	4	.5	MISSING	
NA	9	6	.8	MISSING	
	TOTAL	793	100.0	100.0	

VALID CASES 783 MISSING CASES 10

V60 ISSUE-HAZARD WASTE

VALUE LABEL	VALUE	FREQUENCY	PERCENT	VALID PERCENT	CUM PERCENT
VERY SERIOUS PROBLEM	1	654	82.5	83.8	83.8
SOMEWHAT SERIOUS	2	108	13.6	13.8	97.7
NOT A VERY SERIOUS P	3	15	1.9	1.9	99.6
NOT A PROBLEM AT ALL	4	3	.4	.4	100.0
DK	8	6	.8	MISSING	
NA	9	7	.9	MISSING	
TOTAL		793	100.0	100.0	

VALID CASES 780 MISSING CASES 13

V61 ISSUE-GLOBAL WARMING

VALUE LABEL	VALUE	FREQUENCY	PERCENT	VALID PERCENT	CUM PERCENT
VERY SERIOUS PROBLEM	1	289	36.4	41.7	41.7
SOMEWHAT SERIOUS	2	254	32.0	36.7	78.4
NOT A VERY SERIOUS P	3	110	13.9	15.9	94.2
NOT A PROBLEM AT ALL	4	40	5.0	5.8	100.0
DK	8	85	10.7	MISSING	
NA	9	15	1.9	MISSING	
TOTAL		793	100.0	100.0	

VALID CASES 693 MISSING CASES 100

V62 ISSUE-AIR POLLUTION

VALUE LABEL	VALUE	FREQUENCY	PERCENT	VALID PERCENT	CUM PERCENT
VERY SERIOUS PROBLEM	1	550	69.4	70.2	70.2
SOMEWHAT SERIOUS	2	200	25.2	25.5	95.7
NOT A VERY SERIOUS P	3	28	3.5	3.6	99.2
NOT A PROBLEM AT ALL	4	6	.8	.8	100.0
DK	8	1	.1	MISSING	
NA	9	8	1.0	MISSING	
TOTAL		793	100.0	100.0	

VALID CASES 784 MISSING CASES 9

V63 ISSUE-WILDLIFE LOSS

VALUE LABEL	VALUE	FREQUENCY	PERCENT	VALID PERCENT	CUM PERCENT
VERY SERIOUS PROBLEM	1	496	62.5	63.1	63.1
SOMEWHAT SERIOUS	2	232	29.3	29.5	92.6
NOT A VERY SERIOUS P	3	47	5.9	6.0	98.6
NOT A PROBLEM AT ALL	4	11	1.4	1.4	100.0
DK	8	3	.4	MISSING	
NA	9	4	.5	MISSING	
TOTAL		793	100.0	100.0	

VALID CASES 786 MISSING CASES 7

V64 ISSUE-ACID RAIN

VALUE LABEL	VALUE	FREQUENCY	PERCENT	VALID PERCENT	CUM PERCENT
VERY SERIOUS PROBLEM	1	367	46.3	50.3	50.3
SOMEWHAT SERIOUS	2	274	34.6	37.5	87.8
NOT A VERY SERIOUS P	3	70	8.8	9.6	97.4
NOT A PROBLEM AT ALL	4	19	2.4	2.6	100.0
DK	8	58	7.3	MISSING	
NA	9	5	.6	MISSING	
	TOTAL	793	100.0	100.0	

VALID CASES 730 MISSING CASES 63

V65 GOVT PRIORITY-V56

VALUE LABEL	VALUE	FREQUENCY	PERCENT	VALID PERCENT	CUM PERCENT
	1	271	34.2	44.7	44.7
	2	171	21.6	28.2	72.9
	3	90	11.3	14.9	87.8
	4	74	9.3	12.2	100.0
	0	176	22.2	MISSING	
	9	11	1.4	MISSING	
	TOTAL	793	100.0	100.0	

VALID CASES 606 MISSING CASES 187

V66 GOVT PRIORITY-V57

VALUE LABEL	VALUE	FREQUENCY	PERCENT	VALID PERCENT	CUM PERCENT
	1	15	1.9	12.6	12.6
	2	29	3.7	24.4	37.0
	3	29	3.7	24.4	61.3
	4	46	5.8	38.7	100.0
	0	647	81.6	MISSING	
	9	27	3.4	MISSING	
	TOTAL	793	100.0	100.0	

VALID CASES 119 MISSING CASES 674

V67 GOVT PRIORITY-V58

VALUE LABEL	VALUE	FREQUENCY	PERCENT	VALID PERCENT	CUM PERCENT
	1	91	11.5	25.9	25.9
	2	107	13.5	30.4	56.3
	3	73	9.2	20.7	77.0
	4	81	10.2	23.0	100.0
	0	422	53.2	MISSING	
	9	19	2.4	MISSING	
	TOTAL	793	100.0	100.0	

VALID CASES 352 MISSING CASES 441

V68 GOVT PRIORITY-V59

VALUE LABEL	VALUE	FREQUENCY	PERCENT	VALID PERCENT	CUM PERCENT
	1	54	6.8	13.3	13.3
	2	97	12.2	24.0	37.3
	3	129	16.3	31.9	69.1
	4	125	15.8	30.9	100.0
	0	370	46.7	MISSING	
	8	1	.1	MISSING	
	9	17	2.1	MISSING	
	TOTAL	793	100.0	100.0	

VALID CASES 405 MISSING CASES 388

V69 GOVT PRIORITY-V60

VALUE LABEL	VALUE	FREQUENCY	PERCENT	VALID PERCENT	CUM PERCENT
	1	191	24.1	32.4	32.4
	2	139	17.5	23.6	55.9
	3	162	20.4	27.5	83.4
	4	98	12.4	16.6	100.0
	0	188	23.7	MISSING	
	9	15	1.9	MISSING	
	TOTAL	793	100.0	100.0	

VALID CASES 590 MISSING CASES 203

V70 GOVT PRIORITY-V61

VALUE LABEL	VALUE	FREQUENCY	PERCENT	VALID PERCENT	CUM PERCENT
	1	25	3.2	20.5	20.5
	2	38	4.8	31.1	51.6
	3	26	3.3	21.3	73.0
	4	33	4.2	27.0	100.0
	0	641	80.8	MISSING	
	9	30	3.8	MISSING	
	TOTAL	793	100.0	100.0	

VALID CASES 122 MISSING CASES 671

V71 GOVT PRIORITY-V62

VALUE LABEL	VALUE	FREQUENCY	PERCENT	VALID PERCENT	CUM PERCENT
	1	131	16.5	24.1	24.1
	2	145	18.3	26.7	50.8
	3	144	18.2	26.5	77.3
	4	123	15.5	22.7	100.0
	0	234	29.5	MISSING	
	9	16	2.0	MISSING	
	TOTAL	793	100.0	100.0	

VALID CASES 543 MISSING CASES 250

V72 GOVT PRIORITY-V63

VALUE LABEL	VALUE	FREQUENCY	PERCENT	VALID PERCENT	CUM PERCENT
	1	26	3.3	9.5	9.5
	2	39	4.9	14.2	23.7
	3	78	9.8	28.5	52.2
	4	131	16.5	47.8	100.0
	0	495	62.4	MISSING	
	8	1	.1	MISSING	
	9	23	2.9	MISSING	
	TOTAL	793	100.0	100.0	

VALID CASES 274 MISSING CASES 519

V73 GOVT PRIORITY-V64

VALUE LABEL	VALUE	FREQUENCY	PERCENT	VALID PERCENT	CUM PERCENT
	1	15	1.9	8.9	8.9
	2	28	3.5	16.7	25.6
	3	53	6.7	31.5	57.1
	4	72	9.1	42.9	100.0
	0	598	75.4	MISSING	
	9	27	3.4	MISSING	
	TOTAL	793	100.0	100.0	

VALID CASES 168 MISSING CASES 625

V74 ICP-B18 PROPER RANK

VALUE LABEL	VALUE	FREQUENCY	PERCENT	VALID PERCENT	CUM PERCENT
	1	750	94.6	95.3	95.3
	5	37	4.7	4.7	100.0
	9	6	.8	MISSING	
	TOTAL	793	100.0	100.0	

VALID CASES 787 MISSING CASES 6

V75 ICP-R READ ALONE?

VALUE LABEL	VALUE	FREQUENCY	PERCENT	VALID PERCENT	CUM PERCENT
	1	685	86.4	86.7	86.7
	2	105	13.2	13.3	100.0
	9	3	.4	MISSING	
	TOTAL	793	100.0	100.0	

VALID CASES 790 MISSING CASES 3

V76 HOUSEHOLD RECYCLING

VALUE LABEL	VALUE	FREQUENCY	PERCENT	VALID PERCENT	CUM PERCENT
strongly agree	1	435	54.9	55.1	55.1
somewhat agree	2	302	38.1	38.3	93.4
somewhat disagree	3	37	4.7	4.7	98.1
strongly disagree	4	15	1.9	1.9	100.0
dk	8	1	.1	MISSING	
na	9	3	.4	MISSING	
	TOTAL	793	100.0	100.0	

VALID CASES 789 MISSING CASES 4

V77 PUBLIC TRANSPORT

VALUE LABEL	VALUE	FREQUENCY	PERCENT	VALID PERCENT	CUM PERCENT
strongly agree	1	162	20.4	20.7	20.7
somewhat agree	2	399	50.3	51.0	71.7
somewhat disagree	3	164	20.7	21.0	92.7
strongly disagree	4	57	7.2	7.3	100.0
dk	8	3	.4	MISSING	
na	9	8	1.0	MISSING	
	TOTAL	793	100.0	100.0	

VALID CASES 782 MISSING CASES 11

V78 BUSINESS RECYCLE

VALUE LABEL	VALUE	FREQUENCY	PERCENT	VALID PERCENT	CUM PERCENT
strongly agree	1	544	68.6	69.7	69.7
somewhat agree	2	203	25.6	26.0	95.6
somewhat disagree	3	26	3.3	3.3	99.0
strongly disagree	4	8	1.0	1.0	100.0
dk	8	10	1.3	MISSING	
na	9	2	.3	MISSING	
	TOTAL	793	100.0	100.0	

VALID CASES 781 MISSING CASES 12

V79 PENALIZE INDUST POLL

VALUE LABEL	VALUE	FREQUENCY	PERCENT	VALID PERCENT	CUM PERCENT
strongly agree	1	664	83.7	84.6	84.6
somewhat agree	2	106	13.4	13.5	98.1
somewhat disagree	3	9	1.1	1.1	99.2
strongly disagree	4	6	.8	.8	100.0
dk	8	4	.5	MISSING	
na	9	4	.5	MISSING	
	TOTAL	793	100.0	100.0	

VALID CASES 785 MISSING CASES 8

V80 LAWS EFFECT ON JOBS

VALUE LABEL	VALUE	FREQUENCY	PERCENT	VALID PERCENT	CUM PERCENT
ELIMINATE JOBS	1	109	13.7	14.3	14.3
NO EFFECT	3	242	30.5	31.7	46.0
CREATE JOBS	5	412	52.0	54.0	100.0
DK	8	24	3.0	MISSING	
NA	9	6	.8	MISSING	
TOTAL		793	100.0	100.0	

VALID CASES 763 MISSING CASES 30

V81 OPIN-HUMAN HARMONY

VALUE LABEL	VALUE	FREQUENCY	PERCENT	VALID PERCENT	CUM PERCENT
strongly agree	1	523	66.0	66.2	66.2
somewhat agree	2	235	29.6	29.7	95.9
somewhat disagree	3	25	3.2	3.2	99.1
strongly disagree	4	7	.9	.9	100.0
dk	8	1	.1	MISSING	
na	9	2	.3	MISSING	
TOTAL		793	100.0	100.0	

VALID CASES 790 MISSING CASES 3

V82 OPIN-GROWTH LIMITS

VALUE LABEL	VALUE	FREQUENCY	PERCENT	VALID PERCENT	CUM PERCENT
strongly agree	1	221	27.9	29.6	29.6
somewhat agree	2	368	46.4	49.3	78.8
somewhat disagree	3	111	14.0	14.9	93.7
strongly disagree	4	47	5.9	6.3	100.0
dk	8	32	4.0	MISSING	
na	9	14	1.8	MISSING	
	TOTAL	793	100.0	100.0	

VALID CASES 747 MISSING CASES 46

V83 OPIN-CHANGE ENVIRON

VALUE LABEL	VALUE	FREQUENCY	PERCENT	VALID PERCENT	CUM PERCENT
strongly agree	1	93	11.7	11.9	11.9
somewhat agree	2	196	24.7	25.0	36.9
somewhat disagree	3	231	29.1	29.5	66.4
strongly disagree	4	263	33.2	33.6	100.0
dk	8	4	.5	MISSING	
na	9	6	.8	MISSING	
	TOTAL	793	100.0	100.0	

VALID CASES 783 MISSING CASES 10

V84 OP-INTERFER=DISASTER

VALUE LABEL	VALUE	FREQUENCY	PERCENT	VALID PERCENT	CUM PERCENT
strongly agree	1	420	53.0	53.7	53.7
somewhat agree	2	256	32.3	32.7	86.4
somewhat disagree	3	80	10.1	10.2	96.7
strongly disagree	4	26	3.3	3.3	100.0
dk	8	5	.6	MISSING	
na	9	6	.8	MISSING	
TOTAL		793	100.0	100.0	

VALID CASES 782 MISSING CASES 11

V85 ORG-RELIGIOUS

VALUE LABEL	VALUE	FREQUENCY	PERCENT	VALID PERCENT	CUM PERCENT
YES	1	456	57.5	65.6	65.6
NO	5	239	30.1	34.4	100.0
NA	9	98	12.4	MISSING	
TOTAL		793	100.0	100.0	

VALID CASES 695 MISSING CASES 98

V86 HOW MANY V85

VALUE LABEL	VALUE	FREQUENCY	PERCENT	VALID PERCENT	CUM PERCENT
	1	411	51.8	91.5	91.5
	2	24	3.0	5.3	96.9
	3	10	1.3	2.2	99.1
	5	3	.4	.7	99.8
	6	1	.1	.2	100.0
	0	241	30.4	MISSING	
	99	103	13.0	MISSING	
TOTAL		793	100.0	100.0	

VALID CASES 449 MISSING CASES 344

V87 ORG-SCHOOL RELATED

VALUE LABEL	VALUE	FREQUENCY	PERCENT	VALID PERCENT	CUM PERCENT
YES	1	126	15.9	19.0	19.0
NO	5	536	67.6	81.0	100.0
NA	9	131	16.5	MISSING	
	TOTAL	793	100.0	100.0	

VALID CASES 662 MISSING CASES 131

V88 HOW MANY V87

VALUE LABEL	VALUE	FREQUENCY	PERCENT	VALID PERCENT	CUM PERCENT
	1	93	11.7	74.4	74.4
	2	20	2.5	16.0	90.4
	3	7	.9	5.6	96.0
	4	3	.4	2.4	98.4
	5	1	.1	.8	99.2
	6	1	.1	.8	100.0
	0	536	67.6	MISSING	
	99	132	16.6	MISSING	
	TOTAL	793	100.0	100.0	

VALID CASES 125 MISSING CASES 668

V89 ORG-NEIGHBORHOOD

VALUE LABEL	VALUE	FREQUENCY	PERCENT	VALID PERCENT	CUM PERCENT
YES	1	126	15.9	19.1	19.1
NO	5	535	67.5	80.9	100.0
NA	9	132	16.6	MISSING	
	TOTAL	793	100.0	100.0	

VALID CASES 661 MISSING CASES 132

V90 HOW MANY V89

VALUE LABEL	VALUE	FREQUENCY	PERCENT	VALID PERCENT	CUM PERCENT
	1	107	13.5	89.2	89.2
	2	7	.9	5.8	95.0
	3	3	.4	2.5	97.5
	4	3	.4	2.5	100.0
	0	535	67.5	MISSING	
	99	138	17.4	MISSING	
	TOTAL	793	100.0	100.0	

VALID CASES 120 MISSING CASES 673

V91 ORG-CIVIL RIGHTS

VALUE LABEL	VALUE	FREQUENCY	PERCENT	VALID PERCENT	CUM PERCENT
YES	1	38	4.8	5.8	5.8
NO	5	613	77.3	94.2	100.0
NA	9	142	17.9	MISSING	
	TOTAL	793	100.0	100.0	

VALID CASES 651 MISSING CASES 142

V92 HOW MANY V91

VALUE LABEL	VALUE	FREQUENCY	PERCENT	VALID PERCENT	CUM PERCENT
	1	26	3.3	74.3	74.3
	2	8	1.0	22.9	97.1
	4	1	.1	2.9	100.0
INAP	0	613	77.3	MISSING	
	99	145	18.3	MISSING	
	TOTAL	793	100.0	100.0	

VALID CASES 35 MISSING CASES 758

V93 ORG-RECREATIONAL

VALUE LABEL	VALUE	FREQUENCY	PERCENT	VALID PERCENT	CUM PERCENT
YES	1	188	23.7	27.9	27.9
NO	5	485	61.2	72.1	100.0
NA	9	120	15.1	MISSING	
TOTAL		793	100.0	100.0	

VALID CASES 673 MISSING CASES 120

V94 HOW MANY V93

VALUE LABEL	VALUE	FREQUENCY	PERCENT	VALID PERCENT	CUM PERCENT
	1	115	14.5	62.5	62.5
	2	44	5.5	23.9	86.4
	3	15	1.9	8.2	94.6
	4	8	1.0	4.3	98.9
	6	2	.3	1.1	100.0
INAP	0	485	61.2	MISSING	
	99	124	15.6	MISSING	
TOTAL		793	100.0	100.0	

VALID CASES 184 MISSING CASES 609

V95 ORG-POLLUTION PROBS

VALUE LABEL	VALUE	FREQUENCY	PERCENT	VALID PERCENT	CUM PERCENT
YES	1	31	3.9	4.8	4.8
NO	5	614	77.4	95.2	100.0
NA	9	148	18.7	MISSING	
TOTAL		793	100.0	100.0	

VALID CASES 645 MISSING CASES 148

V96 HOW MANY V95

VALUE LABEL	VALUE	FREQUENCY	PERCENT	VALID PERCENT	CUM PERCENT
	1	26	3.3	89.7	89.7
	2	3	.4	10.3	100.0
INAP	0	614	77.4	MISSING	
	99	150	18.9	MISSING	
TOTAL		793	100.0	100.0	

VALID CASES 29 MISSING CASES 764

V97 ORG-NATL ENVIRON

VALUE LABEL	VALUE	FREQUENCY	PERCENT	VALID PERCENT	CUM PERCENT
YES	1	74	9.3	11.3	11.3
NO	5	580	73.1	88.7	100.0
NA	9	139	17.5	MISSING	
TOTAL		793	100.0	100.0	

VALID CASES 654 MISSING CASES 139

V98 HOW MANY V97

VALUE LABEL	VALUE	FREQUENCY	PERCENT	VALID PERCENT	CUM PERCENT
	1	44	5.5	62.9	62.9
	2	13	1.6	18.6	81.4
	3	9	1.1	12.9	94.3
	4	2	.3	2.9	97.1
	5	1	.1	1.4	98.6
	6	1	.1	1.4	100.0
INAP	0	580	73.1	MISSING	
	99	143	18.0	MISSING	
TOTAL		793	100.0	100.0	

VALID CASES 70 MISSING CASES 723

V99 ICP-GROUP MEMBERSHIP

VALUE LABEL	VALUE	FREQUENCY	PERCENT	VALID PERCENT	CUM PERCENT
R BELONGS TO A GROUP	1	578	72.9	100.0	100.0
R BELONGS TO NO GROU	0	214	27.0	MISSING	
PAGE BLANK	9	1	.1	MISSING	
	TOTAL	793	100.0	100.0	

VALID CASES 578 MISSING CASES 215

V100 OTHER GROUPS?

VALUE LABEL	VALUE	FREQUENCY	PERCENT	VALID PERCENT	CUM PERCENT
YES	1	173	21.8	21.9	21.9
NO	5	618	77.9	78.1	100.0
NA	9	2	.3	MISSING	
	TOTAL	793	100.0	100.0	

VALID CASES 791 MISSING CASES 2

V101 HOW MANY OTHER GROUP

VALUE LABEL	VALUE	FREQUENCY	PERCENT	VALID PERCENT	CUM PERCENT
	1	93	11.7	63.3	63.3
	2	30	3.8	20.4	83.7
	3	13	1.6	8.8	92.5
	4	6	.8	4.1	96.6
	5	2	.3	1.4	98.0
	6	1	.1	.7	98.6
	7	1	.1	.7	99.3
	10	1	.1	.7	100.0
	0	638	80.5	MISSING	
	99	8	1.0	MISSING	
	TOTAL	793	100.0	100.0	

VALID CASES 147 MISSING CASES 646

V102 WHAT KIND OF GROUP 1

VALUE LABEL	VALUE	FREQUENCY	PERCENT	VALID PERCENT	CUM PERCENT
	110	1	.1	.6	.6
	115	1	.1	.6	1.2
	116	1	.1	.6	1.8
	118	4	.5	2.3	4.1
	120	2	.3	1.2	5.3
	122	4	.5	2.3	7.6
	125	5	.6	2.9	10.5
	127	12	1.5	7.0	17.5
	129	2	.3	1.2	18.7
	130	9	1.1	5.3	24.0
	131	1	.1	.6	24.6
	320	1	.1	.6	25.1
	321	1	.1	.6	25.7
	325	1	.1	.6	26.3
	327	1	.1	.6	26.9
	330	1	.1	.6	27.5
	337	1	.1	.6	28.1
	510	3	.4	1.8	29.8
	511	2	.3	1.2	31.0
	515	1	.1	.6	31.6
	518	4	.5	2.3	33.9
	520	14	1.8	8.2	42.1
	522	6	.8	3.5	45.6
	523	1	.1	.6	46.2
	524	1	.1	.6	46.8
	526	1	.1	.6	47.4
	527	2	.3	1.2	48.5
	528	2	.3	1.2	49.7
	529	2	.3	1.2	50.9
	530	7	.9	4.1	55.0
	531	10	1.3	5.8	60.8
	532	3	.4	1.8	62.6
	915	1	.1	.6	63.2
	918	6	.8	3.5	66.7
	920	4	.5	2.3	69.0
	922	2	.3	1.2	70.2
	923	1	.1	.6	70.8
	924	1	.1	.6	71.3
	926	1	.1	.6	71.9
	927	12	1.5	7.0	78.9
	928	10	1.3	5.8	84.8
	929	1	.1	.6	85.4
	930	20	2.5	11.7	97.1
	931	2	.3	1.2	98.2
	997	3	.4	1.8	100.0
	0	62.1	78.3	MISSING	
	999	1	.1	MISSING	

V102 WHAT KIND OF GROUP 1

		TOTAL	793	100.0	100.0
VALID CASES	171	MISSING CASES	622		

V103 WHAT KIND OF GROUP 2

VALUE LABEL	VALUE	FREQUENCY	PERCENT	VALID PERCENT	CUM PERCENT
	110	1	.1	1.7	1.7
	118	1	.1	1.7	3.3
	120	1	.1	1.7	5.0
	124	1	.1	1.7	6.7
	127	2	.3	3.3	10.0
	129	1	.1	1.7	11.7
	130	4	.5	6.7	18.3
	325	1	.1	1.7	20.0
	327	2	.3	3.3	23.3
	330	2	.3	3.3	26.7
	510	1	.1	1.7	28.3
	520	5	.6	8.3	36.7
	522	2	.3	3.3	40.0
	528	1	.1	1.7	41.7
	529	1	.1	1.7	43.3
	530	3	.4	5.0	48.3
	531	1	.1	1.7	50.0
	915	1	.1	1.7	51.7
	918	1	.1	1.7	53.3
	920	1	.1	1.7	55.0
	922	1	.1	1.7	56.7
	923	1	.1	1.7	58.3
	927	5	.6	8.3	66.7
	928	4	.5	6.7	73.3
	929	1	.1	1.7	75.0
	930	12	1.5	20.0	95.0
	932	1	.1	1.7	96.7
	997	2	.3	3.3	100.0
	0	730	92.1	MISSING	
	999	3	.4	MISSING	
TOTAL		793	100.0	100.0	
VALID CASES	60	MISSING CASES	733		

V104 WHAT KIND OF GROUP 3

VALUE LABEL	VALUE	FREQUENCY	PERCENT	VALID PERCENT	CUM PERCENT
	127	1	.1	4.2	4.2
	129	1	.1	4.2	8.3
	130	6	.8	25.0	33.3
	520	1	.1	4.2	37.5
	525	1	.1	4.2	41.7
	529	1	.1	4.2	45.8
	530	1	.1	4.2	50.0
	920	1	.1	4.2	54.2
	923	1	.1	4.2	58.3
	927	1	.1	4.2	62.5
	928	3	.4	12.5	75.0
	930	4	.5	16.7	91.7
	997	2	.3	8.3	100.0
	0	768	96.8	MISSING	
	999	1	.1	MISSING	
TOTAL		793	100.0	100.0	

VALID CASES 24 MISSING CASES 769

V105 ICP-R GROUP MEMBER

VALUE LABEL	VALUE	FREQUENCY	PERCENT	VALID PERCENT	CUM PERCENT
	1	180	22.7	22.7	22.7
	2	95	12.0	12.0	34.7
	3	518	65.3	65.3	100.0
TOTAL		793	100.0	100.0	

VALID CASES 793 MISSING CASES 0

V106 ICP-NEIGHBORHOOD GR

VALUE LABEL	VALUE	FREQUENCY	PERCENT	VALID PERCENT	CUM PERCENT
R BELONGS TO GROUPS	1	32	4.0	34.4	34.4
ALL OTHERS	2	61	7.7	65.6	100.0
	0	698	88.0	MISSING	
	9	2	.3	MISSING	
	TOTAL	793	100.0	100.0	

VALID CASES 93 MISSING CASES 700

V107 ICP-RECORD GR NAME 1

VALUE LABEL	VALUE	FREQUENCY	PERCENT	VALID PERCENT	CUM PERCENT
GROUPS RECORDED IN C	1	32	4.0	100.0	100.0
INAP	0	761	96.0	MISSING	
	TOTAL	793	100.0	100.0	

VALID CASES 32 MISSING CASES 761

V108 ICP-NATL ENVIRON GR

VALUE LABEL	VALUE	FREQUENCY	PERCENT	VALID PERCENT	CUM PERCENT
R BELONGS TO NATIONA	1	74	9.3	78.7	78.7
ALL OTHERS	2	20	2.5	21.3	100.0
	0	698	88.0	MISSING	
	9	1	.1	MISSING	
	TOTAL	793	100.0	100.0	

VALID CASES 94 MISSING CASES 699

V109 ICP-RECORD GR NAME 2

VALUE LABEL	VALUE	FREQUENCY	PERCENT	VALID PERCENT	CUM PERCENT
GROUPS RECORDED IN C	1	72	9.1	98.6	98.6
NO GROUPS RECORDED	5	1	.1	1.4	100.0
INAP	0	719	90.7	MISSING	
	8	1	.1	MISSING	
	TOTAL	793	100.0	100.0	

VALID CASES 73 MISSING CASES 720

V110 ICP-IN OTHER GROUPS?

VALUE LABEL	VALUE	FREQUENCY	PERCENT	VALID PERCENT	CUM PERCENT
R DOES NOT BELONG TO ALL OTHERS	1	27	3.4	28.4	28.4
	2	68	8.6	71.6	100.0
INAP	0	698	88.0	MISSING	
	TOTAL	793	100.0	100.0	

VALID CASES 95 MISSING CASES 698

V111 E GR EFFECT POLICY?

VALUE LABEL	VALUE	FREQUENCY	PERCENT	VALID PERCENT	CUM PERCENT
	1	19	2.4	27.9	27.9
	5	49	6.2	72.1	100.0
	0	725	91.4	MISSING	
	TOTAL	793	100.0	100.0	

VALID CASES 68 MISSING CASES 725

V112 V111-WHICH GROUP1?

VALUE LABEL	VALUE	FREQUENCY	PERCENT	VALID PERCENT	CUM PERCENT
GROUPS RECORDED IN C	1	19	2.4	100.0	100.0
INAP	0	774	97.6	MISSING	
	TOTAL	793	100.0	100.0	

VALID CASES 19 MISSING CASES 774

V113 WHICH ISSUES V112-1

VALUE LABEL	VALUE	FREQUENCY	PERCENT	VALID PERCENT	CUM PERCENT
	8	1	.1	5.6	5.6
	13	1	.1	5.6	11.1
	16	1	.1	5.6	16.7
	29	2	.3	11.1	27.8
	31	1	.1	5.6	33.3
	41	1	.1	5.6	38.9
	56	2	.3	11.1	50.0
	57	4	.5	22.2	72.2
	63	1	.1	5.6	77.8
	94	4	.5	22.2	100.0
	0	774	97.6	MISSING	
	99	1	.1	MISSING	
	TOTAL	793	100.0	100.0	

VALID CASES 18 MISSING CASES 775

V114 WHICH ISSUES V112-2

VALUE LABEL	VALUE	FREQUENCY	PERCENT	VALID PERCENT	CUM PERCENT
	13	1	.1	16.7	16.7
	21	1	.1	16.7	33.3
	52	1	.1	16.7	50.0
	59	1	.1	16.7	66.7
	92	1	.1	16.7	83.3
	94	1	.1	16.7	100.0
	0	787	99.2	MISSING	
TOTAL		793	100.0	100.0	

VALID CASES 6 MISSING CASES 787

V115 WHICH ISSUES V112-3

VALUE LABEL	VALUE	FREQUENCY	PERCENT	VALID PERCENT	CUM PERCENT
	16	1	.1	33.3	33.3
	59	1	.1	33.3	66.7
	94	1	.1	33.3	100.0
	0	790	99.6	MISSING	
TOTAL		793	100.0	100.0	

VALID CASES 3 MISSING CASES 790

V116 V111-WHICH GROUP2?

VALUE LABEL	VALUE	FREQUENCY	PERCENT	VALID PERCENT	CUM PERCENT
GROUPS RECORDED IN C	1	6	.8	31.6	31.6
NO GROUPS RECORDED	5	13	1.6	68.4	100.0
INAP	0	774	97.6	MISSING	
TOTAL		793	100.0	100.0	

VALID CASES 19 MISSING CASES 774

V117 WHICH ISSUES V116-1

VALUE LABEL	VALUE	FREQUENCY	PERCENT	VALID PERCENT	CUM PERCENT
	9	1	.1	16.7	16.7
	31	1	.1	16.7	33.3
	37	1	.1	16.7	50.0
	44	1	.1	16.7	66.7
	57	1	.1	16.7	83.3
	94	1	.1	16.7	100.0
	0	787	99.2	MISSING	
	TOTAL	793	100.0	100.0	

VALID CASES 6 MISSING CASES 787

V118 WHICH ISSUES V116-2

VALUE LABEL	VALUE	FREQUENCY	PERCENT	VALID PERCENT	CUM PERCENT
	32	1	.1	33.3	33.3
	90	1	.1	33.3	66.7
	97	1	.1	33.3	100.0
	0	790	99.6	MISSING	
	TOTAL	793	100.0	100.0	

VALID CASES 3 MISSING CASES 790

V119 WHICH ISSUES V116-3

VALUE LABEL	VALUE	FREQUENCY	PERCENT	VALID PERCENT	CUM PERCENT
	0	793	100.0	MISSING	
	TOTAL	793	100.0	100.0	

VALID CASES 0 MISSING CASES 793

V120 V111-WHICH GROUP3?

VALUE LABEL	VALUE	FREQUENCY	PERCENT	VALID PERCENT	CUM PERCENT
NO GROUPS RECORDED	5	19	2.4	100.0	100.0
INAP	0	774	97.6	MISSING	
	TOTAL	793	100.0	100.0	

VALID CASES 19 MISSING CASES 774

V121 WHICH ISSUES V120-1

VALUE LABEL	VALUE	FREQUENCY	PERCENT	VALID PERCENT	CUM PERCENT
	0	793	100.0	MISSING	
	TOTAL	793	100.0	100.0	

VALID CASES 0 MISSING CASES 793

V122 WHICH ISSUES V120-2

VALUE LABEL	VALUE	FREQUENCY	PERCENT	VALID PERCENT	CUM PERCENT
	0	793	100.0	MISSING	
	TOTAL	793	100.0	100.0	

VALID CASES 0 MISSING CASES 793

V123 WHICH ISSUES V120-3

VALUE LABEL	VALUE	FREQUENCY	PERCENT	VALID PERCENT	CUM PERCENT
	0	793	100.0	MISSING	
	TOTAL	793	100.0	100.0	

VALID CASES 0 MISSING CASES 793

V124 NE GR EFFECT POLICY

VALUE LABEL	VALUE	FREQUENCY	PERCENT	VALID PERCENT	CUM PERCENT
YES	1	97	12.2	19.4	19.4
NO	5	403	50.8	80.6	100.0
INAP	0	275	34.7	MISSING	
DK	8	9	1.1	MISSING	
NA	9	9	1.1	MISSING	
	TOTAL	793	100.0	100.0	

VALID CASES 500 MISSING CASES 293

V125 V124-WHICH GROUP1?

VALUE LABEL	VALUE	FREQUENCY	PERCENT	VALID PERCENT	CUM PERCENT
GROUPS RECORDED IN C	1	96	12.1	99.0	99.0
NO GROUPS RECORDED	5	1	.1	1.0	100.0
INAP	0	696	87.8	MISSING	
	TOTAL	793	100.0	100.0	

VALID CASES 97 MISSING CASES 696

V126 WHICH ISSUES V125-1

VALUE LABEL	VALUE	FREQUENCY	PERCENT	VALID PERCENT	CUM PERCENT
	7	1	.1	1.3	1.3
	8	1	.1	1.3	2.5
	9	1	.1	1.3	3.8
	10	1	.1	1.3	5.1
	13	5	.6	6.3	11.4
	16	2	.3	2.5	13.9
	18	3	.4	3.8	17.7
	21	1	.1	1.3	19.0
	26	2	.3	2.5	21.5
	29	4	.5	5.1	26.6
	31	2	.3	2.5	29.1
	32	2	.3	2.5	31.6
	35	1	.1	1.3	32.9
	37	1	.1	1.3	34.2
	38	1	.1	1.3	35.4
	55	1	.1	1.3	36.7
	57	11	1.4	13.9	50.6
	61	2	.3	2.5	53.2
	63	1	.1	1.3	54.4
	64	1	.1	1.3	55.7
	90	6	.8	7.6	63.3
	94	27	3.4	34.2	97.5
	97	2	.3	2.5	100.0
	0	697	87.9	MISSING	
	98	12	1.5	MISSING	
	99	5	.6	MISSING	
	TOTAL	793	100.0	100.0	
VALID CASES	79	MISSING CASES	714		

V127 WHICH ISSUES V125-2

VALUE LABEL	VALUE	FREQUENCY	PERCENT	VALID PERCENT	CUM PERCENT
	8	1	.1	4.0	4.0
	16	2	.3	8.0	12.0
	18	1	.1	4.0	16.0
	29	1	.1	4.0	20.0
	31	2	.3	8.0	28.0
	32	4	.5	16.0	44.0
	37	1	.1	4.0	48.0
	63	1	.1	4.0	52.0
	82	1	.1	4.0	56.0
	92	1	.1	4.0	60.0
	94	9	1.1	36.0	96.0
	97	1	.1	4.0	100.0
	0	766	96.6	MISSING	
	99	2	.3	MISSING	
TOTAL		793	100.0	100.0	

VALID CASES 25 MISSING CASES 768

V128 WHICH ISSUES V125-3

VALUE LABEL	VALUE	FREQUENCY	PERCENT	VALID PERCENT	CUM PERCENT
	7	1	.1	10.0	10.0
	18	1	.1	10.0	20.0
	29	1	.1	10.0	30.0
	31	1	.1	10.0	40.0
	57	1	.1	10.0	50.0
	90	1	.1	10.0	60.0
	94	4	.5	40.0	100.0
	0	781	98.5	MISSING	
	99	2	.3	MISSING	
TOTAL		793	100.0	100.0	

VALID CASES 10 MISSING CASES 783

V129 V124-WHICH GROUP??

VALUE LABEL	VALUE	FREQUENCY	PERCENT	VALID PERCENT	CUM PERCENT
GROUPS RECORDED IN C	1	18	2.3	18.8	18.8
NO GROUPS RECORDED	5	78	9.8	81.3	100.0
INAP	0	696	87.8	MISSING	
	9	1	.1	MISSING	
	TOTAL	793	100.0	100.0	

VALID CASES 96 MISSING CASES 697

V130 WHICH ISSUES V129-1

VALUE LABEL	VALUE	FREQUENCY	PERCENT	VALID PERCENT	CUM PERCENT
	18	1	.1	5.9	5.9
	29	1	.1	5.9	11.8
	31	1	.1	5.9	17.6
	57	4	.5	23.5	41.2
	90	2	.3	11.8	52.9
	92	1	.1	5.9	58.8
	94	7	.9	41.2	100.0
	0	774	97.6	MISSING	
	99	2	.3	MISSING	
	TOTAL	793	100.0	100.0	

VALID CASES 17 MISSING CASES 776

V131 WHICH ISSUES V129-2

VALUE LABEL	VALUE	FREQUENCY	PERCENT	VALID PERCENT	CUM PERCENT
	74	1	.1	25.0	25.0
	94	3	.4	75.0	100.0
	0	787	99.2	MISSING	
	99	2	.3	MISSING	
	TOTAL	793	100.0	100.0	

VALID CASES 4 MISSING CASES 789

V132 WHICH ISSUES V129-3

VALUE LABEL	VALUE	FREQUENCY	PERCENT	VALID PERCENT	CUM PERCENT
	94	2	.3	100.0	100.0
	0	789	99.5	MISSING	
	99	2	.3	MISSING	
	TOTAL	793	100.0	100.0	

VALID CASES 2 MISSING CASES 791

V133 V124-WHICH GROUP3?

VALUE LABEL	VALUE	FREQUENCY	PERCENT	VALID PERCENT	CUM PERCENT
GROUPS RECORDED IN C	1	4	.5	4.2	4.2
NO GROUPS RECORDED	5	92	11.6	95.8	100.0
INAP	0	696	87.8	MISSING	
	9	1	.1	MISSING	
	TOTAL	793	100.0	100.0	

VALID CASES 96 MISSING CASES 697

V134 WHICH ISSUES V133-1

VALUE LABEL	VALUE	FREQUENCY	PERCENT	VALID PERCENT	CUM PERCENT
	31	1	.1	25.0	25.0
	38	1	.1	25.0	50.0
	94	2	.3	50.0	100.0
	0	788	99.4	MISSING	
	99	1	.1	MISSING	
	TOTAL	793	100.0	100.0	

VALID CASES 4 MISSING CASES 789

V135 WHICH ISSUES V133-2

VALUE LABEL	VALUE	FREQUENCY	PERCENT	VALID PERCENT	CUM PERCENT
	34	1	.1	33.3	33.3
	38	1	.1	33.3	66.7
	94	1	.1	33.3	100.0
	0	789	99.5	MISSING	
	99	1	.1	MISSING	
	TOTAL	793	100.0	100.0	

VALID CASES 3 MISSING CASES 790

V136 WHICH ISSUES V133-3

VALUE LABEL	VALUE	FREQUENCY	PERCENT	VALID PERCENT	CUM PERCENT
	94	1	.1	100.0	100.0
	0	791	99.7	MISSING	
	99	1	.1	MISSING	
	TOTAL	793	100.0	100.0	

VALID CASES 1 MISSING CASES 792

V137 HISPANIC/SPANISH DES

VALUE LABEL	VALUE	FREQUENCY	PERCENT	VALID PERCENT	CUM PERCENT
YES	1	37	4.7	4.7	4.7
NO	5	752	94.8	95.3	100.0
DK	8	4	.5	MISSING	
	TOTAL	793	100.0	100.0	

VALID CASES 789 MISSING CASES 4

V138 SELF-ID RACE

VALUE LABEL	VALUE	FREQUENCY	PERCENT	VALID PERCENT	CUM PERCENT
WHITE	1	575	72.5	72.6	72.6
BLACK	2	157	19.8	19.8	92.4
AFRICAN AMERICAN	3	23	2.9	2.9	95.3
ASIAN	4	9	1.1	1.1	96.5
OTHER	7	28	3.5	3.5	100.0
NA	9	1	.1	MISSING	
	TOTAL	793	100.0	100.0	

VALID CASES 792 MISSING CASES 1

V139 BLACK POSITION-5 YR

VALUE LABEL	VALUE	FREQUENCY	PERCENT	VALID PERCENT	CUM PERCENT
MUCH BETTER	1	141	17.8	18.1	18.1
SOMEWHAT BETTER	2	270	34.0	34.7	52.8
ABOUT THE SAME	3	223	28.1	28.6	81.4
SOMEWHAT WORSE	4	89	11.2	11.4	92.8
MUCH WORSE	5	56	7.1	7.2	100.0
DK: REFUSED	8	12	1.5	MISSING	
	9	2	.3	MISSING	
	TOTAL	793	100.0	100.0	

VALID CASES 779 MISSING CASES 14

V140 .POL/ECON EQUALITY

VALUE LABEL	VALUE	FREQUENCY	PERCENT	VALID PERCENT	CUM PERCENT
VERY IMPORTANT	1	381	48.0	48.8	48.8
SOMEWHAT IMPORTANT	2	306	38.6	39.2	88.1
NOT VERY IMPORTANT	3	57	7.2	7.3	95.4
NOT CLOSE AT ALL	4	36	4.5	4.6	100.0
DK	8	1	.1	MISSING	
NA	9	12	1.5	MISSING	
TOTAL		793	100.0	100.0	

VALID CASES 780 MISSING CASES 13

V141 ICP-RACE ID BY IWER

VALUE LABEL	VALUE	FREQUENCY	PERCENT	VALID PERCENT	CUM PERCENT
R IS WHITE, ASIAN, O	1	608	76.7	76.7	76.7
IS BLACK OR AFRICAN-	2	185	23.3	23.3	100.0
TOTAL		793	100.0	100.0	

VALID CASES 793 MISSING CASES 0

V142 AFFINITY-YNG BLACKS

VALUE LABEL	VALUE	FREQUENCY	PERCENT	VALID PERCENT	CUM PERCENT
VERY CLOSE	1	71	9.0	38.8	38.8
SOMEWHAT CLOSE	2	62	7.8	33.9	72.7
NOT VERY CLOSE	3	36	4.5	19.7	92.3
NOT CLOSE AT ALL	4	14	1.8	7.7	100.0
INAP	0	608	76.7	MISSING	
DK	8	1	.1	MISSING	
NA	9	1	.1	MISSING	
TOTAL		793	100.0	100.0	

VALID CASES 183 MISSING CASES 610

V143 AFFINITY-OLD BLACKS

VALUE LABEL	VALUE	FREQUENCY	PERCENT	VALID PERCENT	CUM PERCENT
VERY CLOSE	1	102	12.9	55.7	55.7
SOMEWHAT CLOSE	2	66	8.3	36.1	91.8
NOT VERY CLOSE	3	13	1.6	7.1	98.9
NOT CLOSE AT ALL	4	2	.3	1.1	100.0
INAP	0	608	76.7	MISSING	
DK	8	1	.1	MISSING	
NA	9	1	.1	MISSING	
	TOTAL	793	100.0	100.0	

VALID CASES 183 MISSING CASES 610

V144 AFFINITY-MC BLACKS

VALUE LABEL	VALUE	FREQUENCY	PERCENT	VALID PERCENT	CUM PERCENT
VERY CLOSE	1	52	6.6	28.7	28.7
SOMEWHAT CLOSE	2	92	11.6	50.8	79.6
NOT VERY CLOSE	3	27	3.4	14.9	94.5
NOT CLOSE AT ALL	4	10	1.3	5.5	100.0
INAP	0	608	76.7	MISSING	
DK	8	3	.4	MISSING	
NA	9	1	.1	MISSING	
	TOTAL	793	100.0	100.0	

VALID CASES 181 MISSING CASES 612

V145 AFFINITY-WC BLACKS

VALUE LABEL	VALUE	FREQUENCY	PERCENT	VALID PERCENT	CUM PERCENT
VERY CLOSE	1	104	13.1	57.1	57.1
SOMEWHAT CLOSE	2	65	8.2	35.7	92.9
NOT VERY CLOSE	3	11	1.4	6.0	98.9
NOT CLOSE AT ALL	4	2	.3	1.1	100.0
INAP	0	608	76.7	MISSING	
DK	8	1	.1	MISSING	
NA	9	2	.3	MISSING	
	TOTAL	793	100.0	100.0	

VALID CASES 182 MISSING CASES 611

V146 AFFINITY-AFR. NAMES

VALUE LABEL	VALUE	FREQUENCY	PERCENT	VALID PERCENT	CUM PERCENT
VERY CLOSE	1	29	3.7	15.8	15.8
SOMEWHAT CLOSE	2	59	7.4	32.2	48.1
NOT VERY CLOSE	3	60	7.6	32.8	80.9
NOT CLOSE AT ALL	4	35	4.4	19.1	100.0
INAP	0	608	76.7	MISSING	
DK	8	1	.1	MISSING	
NA	9	1	.1	MISSING	
	TOTAL	793	100.0	100.0	

VALID CASES 183 MISSING CASES 610

V147 AFFINITY-BYPASS LAWS

VALUE LABEL	VALUE	FREQUENCY	PERCENT	VALID PERCENT	CUM PERCENT
VERY CLOSE	1	13	1.6	7.1	7.1
SOMEWHAT CLOSE	2	15	1.9	8.2	15.4
NOT VERY CLOSE	3	51	6.4	28.0	43.4
NOT CLOSE AT ALL	4	103	13.0	56.6	100.0
INAP	0	608	76.7	MISSING	
NA	9	3	.4	MISSING	
		-----	-----	-----	-----
TOTAL		793	100.0	100.0	

VALID CASES 182 MISSING CASES 611

V148 BLACKS VOTE BLACK

VALUE LABEL	VALUE	FREQUENCY	PERCENT	VALID PERCENT	CUM PERCENT
strongly agree	1	38	4.8	20.8	20.8
somewhat agree	2	45	5.7	24.6	45.4
somewhat disagree	3	43	5.4	23.5	68.9
strongly disagree	4	57	7.2	31.1	100.0
inap	0	608	76.7	MISSING	
dk	8	1	.1	MISSING	
na	9	1	.1	MISSING	
		-----	-----	-----	-----
TOTAL		793	100.0	100.0	

VALID CASES 183 MISSING CASES 610

V149 BLACKS VOTE JACKSON

VALUE LABEL	VALUE	FREQUENCY	PERCENT	VALID PERCENT	CUM PERCENT
strongly agree	1	56	7.1	31.3	31.3
somewhat agree	2	66	8.3	36.9	68.2
somewhat disagree	3	34	4.3	19.0	87.2
strongly disagree	4	23	2.9	12.8	100.0
inap	0	608	76.7	MISSING	
na	9	6	.8	MISSING	
	TOTAL	793	100.0	100.0	

VALID CASES 179 MISSING CASES 614

V150 BLACKS BUY BLACK

VALUE LABEL	VALUE	FREQUENCY	PERCENT	VALID PERCENT	CUM PERCENT
strongly agree	1	59	7.4	32.1	32.1
somewhat agree	2	71	9.0	38.6	70.7
somewhat disagree	3	27	3.4	14.7	85.3
strongly disagree	4	27	3.4	14.7	100.0
inap	0	608	76.7	MISSING	
na	9	1	.1	MISSING	
	TOTAL	793	100.0	100.0	

VALID CASES 184 MISSING CASES 609

V151 FOLLOW LOCAL AFFAIRS

VALUE LABEL	VALUE	FREQUENCY	PERCENT	VALID PERCENT	CUM PERCENT
MOST OF THE TIME	1	206	26.0	26.0	26.0
SOME OF THE TIME	2	257	32.4	32.5	58.5
ONLY NOW AND THEN	3	192	24.2	24.3	82.8
HARDLY AT ALL	4	101	12.7	12.8	95.6
NEVER	5	35	4.4	4.4	100.0
NA	9	2	.3	MISSING	
	TOTAL	793	100.0	100.0	

VALID CASES 791 MISSING CASES 2

V152 HOW FIND OUT:FRIENDS AND NEIGHBORS

VALUE LABEL	VALUE	FREQUENCY	PERCENT	VALID PERCENT	CUM PERCENT
marked	1	608	76.7	76.7	76.7
not marked	5	185	23.3	23.3	100.0
	TOTAL	793	100.0	100.0	

VALID CASES 793 MISSING CASES 0

V153 HOW FIND OUT:CHURCH

VALUE LABEL	VALUE	FREQUENCY	PERCENT	VALID PERCENT	CUM PERCENT
marked	1	186	23.5	23.5	23.5
not marked	5	607	76.5	76.5	100.0
	TOTAL	793	100.0	100.0	

VALID CASES 793 MISSING CASES 0

V154 HOW FIND OUT:LOCAL ORGANIZATIONS

VALUE LABEL	VALUE	FREQUENCY	PERCENT	VALID PERCENT	CUM PERCENT
marked	1	117	14.8	14.8	14.8
not marked	5	676	85.2	85.2	100.0
	TOTAL	793	100.0	100.0	
VALID CASES	793	MISSING CASES	0		

V155 HOW FIND OUT:POSTURES-BROCHURES

VALUE LABEL	VALUE	FREQUENCY	PERCENT	VALID PERCENT	CUM PERCENT
marked	1	322	40.6	40.6	40.6
not marked	5	471	59.4	59.4	100.0
	TOTAL	793	100.0	100.0	
VALID CASES	793	MISSING CASES	0		

V156 HOW FIND OUT:TELEVISION

VALUE LABEL	VALUE	FREQUENCY	PERCENT	VALID PERCENT	CUM PERCENT
marked	1	513	64.7	64.7	64.7
not marked	5	280	35.3	35.3	100.0
	TOTAL	793	100.0	100.0	
VALID CASES	793	MISSING CASES	0		

V157 HOW FIND OUT:NEWSPAPERS

VALUE LABEL	VALUE	FREQUENCY	PERCENT	VALID PERCENT	CUM PERCENT
marked	1	603	76.0	76.0	76.0
not marked	5	190	24.0	24.0	100.0
	TOTAL	793	100.0	100.0	

VALID CASES 793 MISSING CASES 0

V158 HOW FIND OUT:RADIO

VALUE LABEL	VALUE	FREQUENCY	PERCENT	VALID PERCENT	CUM PERCENT
marked	1	253	31.9	31.9	31.9
not marked	5	540	68.1	68.1	100.0
	TOTAL	793	100.0	100.0	

VALID CASES 793 MISSING CASES 0

V159 HOW FIND OUT:PEOPLE COMING TO DOOR

VALUE LABEL	VALUE	FREQUENCY	PERCENT	VALID PERCENT	CUM PERCENT
marked	1	154	19.4	19.4	19.4
not marked	5	639	80.6	80.6	100.0
	TOTAL	793	100.0	100.0	

VALID CASES 793 MISSING CASES 0

V160 IWER CHECK: MENTIONED HOW FIND OUT

VALUE LABEL	VALUE	FREQUENCY	PERCENT	VALID PERCENT	CUM PERCENT
R SAID NONE	1	7	.9	.9	.9
AT LEAST ONE LETTER	2	786	99.1	99.1	100.0
	TOTAL	793	100.0	100.0	

VALID CASES 793 MISSING CASES 0

V161 HOW SATISFIED WITH NEIGHBORHOOD

VALUE LABEL	VALUE	FREQUENCY	PERCENT	VALID PERCENT	CUM PERCENT
VERY SATISFIED	1	331	41.7	42.0	42.0
SOMEWHAT SATISFIED	2	307	38.7	38.9	80.9
SOMEWHAT DISSATISFIE	3	96	12.1	12.2	93.0
VERY DISSATISFIED	4	55	6.9	7.0	100.0
NA	9	4	.5	MISSING	
	TOTAL	793	100.0	100.0	

VALID CASES 789 MISSING CASES 4

V162 1ST IMPORTANT PROBLEM FACING CITY/TOWN

VALUE LABEL	VALUE	FREQUENCY	PERCENT	VALID PERCENT	CUM PERCENT
	7	3	.4	.4	.4
	8	6	.8	.8	1.2
	9	1	.1	.1	1.3
	11	1	.1	.1	1.4
	13	7	.9	.9	2.4
	14	4	.5	.5	2.9
	16	5	.6	.7	3.6
	17	7	.9	.9	4.5
	18	3	.4	.4	4.9
	21	3	.4	.4	5.3
	26	5	.6	.7	5.9
	29	3	.4	.4	6.3
	31	2	.3	.3	6.6
	32	1	.1	.1	6.7
	34	1	.1	.1	6.9
	37	5	.6	.7	7.5
	38	1	.1	.1	7.6
	55	5	.6	.7	8.3
	56	2	.3	.3	8.6
	57	12	1.5	1.6	10.1
	61	53	6.7	7.0	17.1
	62	2	.3	.3	17.4
	63	44	5.5	5.8	23.2
	64	1	.1	.1	23.3
	90	3	.4	.4	23.7
	100	1	.1	.1	23.8
	105	2	.3	.3	24.1
	110	5	.6	.7	24.8
	120	3	.4	.4	25.2
	140	2	.3	.3	25.4
	150	1	.1	.1	25.6
	160	7	.9	.9	26.5
	170	5	.6	.7	27.1
	180	135	17.0	17.8	44.9
	200	22	2.8	2.9	47.8
	220	4	.5	.5	48.4
	230	1	.1	.1	48.5
	235	1	.1	.1	48.6
	237	2	.3	.3	48.9
	250	1	.1	.1	49.0
	265	2	.3	.3	49.3
	270	16	2.0	2.1	51.4
	280	9	1.1	1.2	52.6
	290	31	3.9	4.1	56.7
	300	25	3.2	3.3	59.9
	320	1	.1	.1	60.1
	330	1	.1	.1	60.2

V162 1ST IMPORTANT PROBLEM FACING CITY/TOWN

340	9	1.1	1.2	61.4
365	2	.3	.3	61.7
370	10	1.3	1.3	63.0
375	3	.4	.4	63.4
390	9	1.1	1.2	64.6
500	2	.3	.3	64.8
515	8	1.0	1.1	65.9
520	19	2.4	2.5	68.4
525	4	.5	.5	68.9
530	2	.3	.3	69.2
535	4	.5	.5	69.7
540	13	1.6	1.7	71.4
550	2	.3	.3	71.7
560	4	.5	.5	72.2
565	1	.1	.1	72.3
567	2	.3	.3	72.6
580	2	.3	.3	72.9
600	1	.1	.1	73.0
610	5	.6	.7	73.6
620	3	.4	.4	74.0
630	2	.3	.3	74.3
640	3	.4	.4	74.7
670	44	5.5	5.8	80.5
675	6	.8	.8	81.3
690	5	.6	.7	81.9
700	6	.8	.8	82.7
710	7	.9	.9	83.7
720	1	.1	.1	83.8
780	4	.5	.5	84.3
790	8	1.0	1.1	85.4
800	2	.3	.3	85.6
805	11	1.4	1.4	87.1
810	11	1.4	1.4	88.5
815	1	.1	.1	88.7
820	1	.1	.1	88.8
840	6	.8	.8	89.6
850	5	.6	.7	90.3
877	1	.1	.1	90.4
890	1	.1	.1	90.5
900	1	.1	.1	90.6
910	1	.1	.1	90.8
920	14	1.8	1.8	92.6
950	40	5.0	5.3	97.9
997	16	2.0	2.1	100.0
998	28	3.5	MISSING	
999	6	.8	MISSING	
TOTAL	793	100.0	100.0	

VALID CASES 759 MISSING CASES 34

V163 2ND IMPORTANT PROBLEM FACING CITY/TOWN

VALUE LABEL	VALUE	FREQUENCY	PERCENT	VALID PERCENT	CUM PERCENT
	7	1	.1	.2	.2
	8	3	.4	.5	.7
	13	5	.6	.9	1.6
	14	2	.3	.4	1.9
	16	3	.4	.5	2.5
	17	6	.8	1.1	3.5
	18	9	1.1	1.6	5.1
	24	1	.1	.2	5.3
	25	1	.1	.2	5.5
	26	11	1.4	1.9	7.4
	34	1	.1	.2	7.6
	37	3	.4	.5	8.1
	38	1	.1	.2	8.3
	55	7	.9	1.2	9.5
	56	1	.1	.2	9.7
	57	11	1.4	1.9	11.6
	61	28	3.5	4.9	16.5
	62	1	.1	.2	16.7
	63	30	3.8	5.3	22.0
	64	1	.1	.2	22.2
	90	1	.1	.2	22.4
	92	1	.1	.2	22.5
	97	1	.1	.2	22.7
	100	1	.1	.2	22.9
	105	1	.1	.2	23.1
	110	4	.5	.7	23.8
	115	6	.8	1.1	24.8
	120	1	.1	.2	25.0
	140	4	.5	.7	25.7
	150	3	.4	.5	26.2
	160	9	1.1	1.6	27.8
	170	24	3.0	4.2	32.0
	180	74	9.3	13.0	45.1
	200	27	3.4	4.8	49.8
	220	5	.6	.9	50.7
	230	4	.5	.7	51.4
	235	3	.4	.5	51.9
	237	1	.1	.2	52.1
	250	3	.4	.5	52.6
	265	3	.4	.5	53.2
	270	8	1.0	1.4	54.6
	280	6	.8	1.1	55.6
	290	24	3.0	4.2	59.9
	300	28	3.5	4.9	64.8
	310	5	.6	.9	65.7
	320	2	.3	.4	66.0
	330	1	.1	.2	66.2

V163 2ND IMPORTANT PROBLEM FACING CITY/TOWN

340	8	1.0	1.4	67.6
370	3	.4	.5	68.1
380	1	.1	.2	68.3
390	10	1.3	1.8	70.1
500	2	.3	.4	70.4
515	7	.9	1.2	71.7
520	22	2.8	3.9	75.5
530	3	.4	.5	76.1
535	12	1.5	2.1	78.2
540	4	.5	.7	78.9
550	1	.1	.2	79.0
560	1	.1	.2	79.2
567	4	.5	.7	79.9
580	1	.1	.2	80.1
610	2	.3	.4	80.5
620	6	.8	1.1	81.5
630	2	.3	.4	81.9
640	1	.1	.2	82.0
670	20	2.5	3.5	85.6
675	2	.3	.4	85.9
690	8	1.0	1.4	87.3
700	1	.1	.2	87.5
703	2	.3	.4	87.9
710	10	1.3	1.8	89.6
730	1	.1	.2	89.8
780	1	.1	.2	90.0
790	8	1.0	1.4	91.4
805	4	.5	.7	92.1
810	4	.5	.7	92.8
815	1	.1	.2	93.0
830	1	.1	.2	93.1
840	2	.3	.4	93.5
850	7	.9	1.2	94.7
860	1	.1	.2	94.9
873	1	.1	.2	95.1
877	2	.3	.4	95.4
880	1	.1	.2	95.6
890	1	.1	.2	95.8
900	1	.1	.2	96.0
920	12	1.5	2.1	98.1
997	11	1.4	1.9	100.0
0	218	27.5	MISSING	
999	7	.9	MISSING	
TOTAL		793	100.0	100.0

VALID CASES

568

MISSING CASES

225

V164 3RD IMPORTANT PROBLEM FACING CITY/TOWN

VALUE LABEL	VALUE	FREQUENCY	PERCENT	VALID PERCENT	CUM PERCENT
	7	1	.1	.3	.3
	9	3	.4	.8	1.1
	13	3	.4	.8	1.8
	14	2	.3	.5	2.4
	16	2	.3	.5	2.9
	17	5	.6	1.3	4.2
	18	7	.9	1.8	6.1
	20	1	.1	.3	6.3
	21	1	.1	.3	6.6
	24	1	.1	.3	6.9
	25	3	.4	.8	7.7
	26	11	1.4	2.9	10.6
	29	1	.1	.3	10.8
	37	1	.1	.3	11.1
	43	1	.1	.3	11.3
	55	2	.3	.5	11.9
	57	2	.3	.5	12.4
	61	6	.8	1.6	14.0
	62	2	.3	.5	14.5
	63	23	2.9	6.1	20.6
	64	2	.3	.5	21.1
	90	1	.1	.3	21.4
	110	7	.9	1.8	23.2
	115	5	.6	1.3	24.5
	120	1	.1	.3	24.8
	140	8	1.0	2.1	26.9
	150	1	.1	.3	27.2
	160	2	.3	.5	27.7
	170	12	1.5	3.2	30.9
	180	39	4.9	10.3	41.2
	200	19	2.4	5.0	46.2
	220	9	1.1	2.4	48.5
	230	1	.1	.3	48.8
	235	3	.4	.8	49.6
	250	2	.3	.5	50.1
	265	1	.1	.3	50.4
	270	4	.5	1.1	51.5
	280	1	.1	.3	51.7
	290	15	1.9	4.0	55.7
	300	21	2.6	5.5	61.2
	310	4	.5	1.1	62.3
	320	4	.5	1.1	63.3
	340	4	.5	1.1	64.4
	350	1	.1	.3	64.6
	360	1	.1	.3	64.9
	365	1	.1	.3	65.2
	370	3	.4	.8	66.0

V164 3RD IMPORTANT PROBLEM FACING CITY/TOWN

375	1	.1	.3	66.2
390	2	.3	.5	66.8
500	1	.1	.3	67.0
520	19	2.4	5.0	72.0
525	1	.1	.3	72.3
530	3	.4	.8	73.1
535	10	1.3	2.6	75.7
540	3	.4	.8	76.5
550	4	.5	1.1	77.6
560	2	.3	.5	78.1
565	1	.1	.3	78.4
567	1	.1	.3	78.6
580	1	.1	.3	78.9
600	1	.1	.3	79.2
610	5	.6	1.3	80.5
620	3	.4	.8	81.3
630	2	.3	.5	81.8
640	1	.1	.3	82.1
670	12	1.5	3.2	85.2
675	2	.3	.5	85.8
690	11	1.4	2.9	88.7
710	2	.3	.5	89.2
780	3	.4	.8	90.0
790	6	.8	1.6	91.6
805	1	.1	.3	91.8
810	6	.8	1.6	93.4
840	4	.5	1.1	94.5
850	1	.1	.3	94.7
870	1	.1	.3	95.0
877	3	.4	.8	95.8
890	2	.3	.5	96.3
920	7	.9	1.8	98.2
997	7	.9	1.8	100.0
0	408	51.5	MISSING	
999	6	.8	MISSING	

TOTAL	793	100.0	100.0	

VALID CASES 379 MISSING CASES 414

V165 CHECK:RACE

VALUE LABEL	VALUE	FREQUENCY	PERCENT	VALID PERCENT	CUM PERCENT
R IS ASIAN OR OTHER	1	26	3.3	3.3	3.3
R IS BLACK OR AFRICA	2	183	23.1	23.1	26.4
R IS WHITE	3	583	73.5	73.6	100.0
	9	1	.1	MISSING	
TOTAL		793	100.0	100.0	

VALID CASES 792 MISSING CASES 1

V166 RACIAL MIX OF NEIGHBORHOOD:WHITE

VALUE LABEL	VALUE	FREQUENCY	PERCENT	VALID PERCENT	CUM PERCENT
all black	1	242	30.5	41.9	41.9
mostly black	2	279	35.2	48.3	90.1
half black and half	3	44	5.5	7.6	97.8
mostly black	4	13	1.6	2.2	100.0
inap	0	209	26.4	MISSING	
dk	8	1	.1	MISSING	
na	9	5	.6	MISSING	
TOTAL		793	100.0	100.0	

VALID CASES 578 MISSING CASES 215

V167 RACIAL MIX OF NEIGHBORHOOD:BLACK

VALUE LABEL	VALUE	FREQUENCY	PERCENT	VALID PERCENT	CUM PERCENT
	1	51	6.4	28.3	28.3
	2	91	11.5	50.6	78.9
	3	25	3.2	13.9	92.8
	4	12	1.5	6.7	99.4
	5	1	.1	.6	100.0
	0	610	76.9	MISSING	
	9	3	.4	MISSING	
TOTAL		793	100.0	100.0	

VALID CASES 180 MISSING CASES 613

V168 RATE:NEIGHBORS FRIENDLINESS

VALUE LABEL	VALUE	FREQUENCY	PERCENT	VALID PERCENT	CUM PERCENT
EXCELLENT	1	211	26.6	26.8	26.8
GOOD	2	365	46.0	46.3	73.1
ADEQUATE	3	164	20.7	20.8	93.9
POOR	4	36	4.5	4.6	98.5
VERY POOR	5	12	1.5	1.5	100.0
DK	8	4	.5	MISSING	
NA	9	1	.1	MISSING	
TOTAL		793	100.0	100.0	

VALID CASES 788 MISSING CASES 5

V169 RATE:SHOPPING

VALUE LABEL	VALUE	FREQUENCY	PERCENT	VALID PERCENT	CUM PERCENT
EXCELLENT	1	263	33.2	33.2	33.2
GOOD	2	287	36.2	36.3	69.5
ADEQUATE	3	120	15.1	15.2	84.7
POOR	4	89	11.2	11.3	96.0
VERY POOR	5	32	4.0	4.0	100.0
DK	8	1	.1	MISSING	
NA	9	1	.1	MISSING	
TOTAL		793	100.0	100.0	

VALID CASES 791 MISSING CASES 2

V170 RATE:RECREATION

VALUE LABEL	VALUE	FREQUENCY	PERCENT	VALID PERCENT	CUM PERCENT
EXCELLENT	1	148	18.7	19.2	19.2
GOOD	2	218	27.5	28.3	47.5
ADEQUATE	3	165	20.8	21.4	69.0
POOR	4	168	21.2	21.8	90.8
VERY POOR	5	71	9.0	9.2	100.0
DK	8	21	2.6	MISSING	
NA	9	2	.3	MISSING	
TOTAL		793	100.0	100.0	

VALID CASES 770 MISSING CASES 23

V171 RATE:PUBLIC SCHOOLS

VALUE LABEL	VALUE	FREQUENCY	PERCENT	VALID PERCENT	CUM PERCENT
EXCELLENT	1	118	14.9	16.0	16.0
GOOD	2	270	34.0	36.7	52.7
ADEQUATE	3	148	18.7	20.1	72.8
POOR	4	129	16.3	17.5	90.4
VERY POOR	5	71	9.0	9.6	100.0
DK	8	53	6.7	MISSING	
NA	9	4	.5	MISSING	
TOTAL		793	100.0	100.0	

VALID CASES 736 MISSING CASES 57

V172 RATE:NEIGHBORHOOD UPKEEP

VALUE LABEL	VALUE	FREQUENCY	PERCENT	VALID PERCENT	CUM PERCENT
EXCELLENT	1	171	21.6	21.6	21.6
GOOD	2	360	45.4	45.6	67.2
ADEQUATE	3	154	19.4	19.5	86.7
POOR	4	75	9.5	9.5	96.2
VERY POOR	5	30	3.8	3.8	100.0
DK	8	1	.1	MISSING	
NA	9	2	.3	MISSING	
TOTAL		793	100.0	100.0	

VALID CASES 790 MISSING CASES 3

V173 RATE:QUALITY OF AIR

VALUE LABEL	VALUE	FREQUENCY	PERCENT	VALID PERCENT	CUM PERCENT
EXCELLENT	1	46	5.8	5.8	5.8
GOOD	2	343	43.3	43.5	49.3
ADEQUATE	3	230	29.0	29.2	78.5
POOR	4	136	17.2	17.2	95.7
VERY POOR	5	34	4.3	4.3	100.0
DK	8	3	.4	MISSING	
NA	9	1	.1	MISSING	
TOTAL		793	100.0	100.0	

VALID CASES 789 MISSING CASES 4

V174 RATE:QUALITY OF DRINKING WATER

VALUE LABEL	VALUE	FREQUENCY	PERCENT	VALID PERCENT	CUM PERCENT
EXCELLENT	1	68	8.6	8.6	8.6
GOOD	2	379	47.8	48.0	56.7
ADEQUATE	3	223	28.1	28.3	84.9
POOR	4	83	10.5	10.5	95.4
VERY POOR	5	36	4.5	4.6	100.0
DK	8	3	.4	MISSING	
NA	9	1	.1	MISSING	
TOTAL		793	100.0	100.0	

VALID CASES 789 MISSING CASES 4

V175 HOW SERIOUS PROBLEM:TRAFFIC CONGESTION

VALUE LABEL	VALUE	FREQUENCY	PERCENT	VALID PERCENT	CUM PERCENT
VERY SERIOUS PROBLEM	1	143	18.0	18.1	18.1
SOMEWHAT SERIOUS	2	205	25.9	25.9	44.0
NOT A VERY SERIOUS P	3	266	33.5	33.6	77.6
NOT A PROBLEM AT ALL	4	177	22.3	22.4	100.0
NA	9	2	.3	MISSING	
TOTAL		793	100.0	100.0	

VALID CASES 791 MISSING CASES 2

V176 HOW SERIOUS PROBLEM:NOISE LEVEL

VALUE LABEL	VALUE	FREQUENCY	PERCENT	VALID PERCENT	CUM PERCENT
VERY SERIOUS PROBLEM	1	120	15.1	15.2	15.2
SOMEWHAT SERIOUS	2	176	22.2	22.2	37.4
NOT A VERY SERIOUS P	3	293	36.9	37.0	74.4
NOT A PROBLEM AT ALL	4	203	25.6	25.6	100.0
NA	9	1	.1	MISSING	
TOTAL		793	100.0	100.0	

VALID CASES 792 MISSING CASES 1

V177 HOW SERIOUS PROBLEM:NEW CONSTRUCTION

VALUE LABEL	VALUE	FREQUENCY	PERCENT	VALID PERCENT	CUM PERCENT
VERY SERIOUS PROBLEM	1	50	6.3	6.3	6.3
SOMEWHAT SERIOUS	2	66	8.3	8.3	14.6
NOT A VERY SERIOUS P	3	193	24.3	24.4	39.0
NOT A PROBLEM AT ALL	4	483	60.9	61.0	100.0
NA	9	1	.1	MISSING	
TOTAL		793	100.0	100.0	

VALID CASES 792 MISSING CASES 1

V178 HOW SERIOUS PROBLEM:ABANDONED HOUSES

VALUE LABEL	VALUE	FREQUENCY	PERCENT	VALID PERCENT	CUM PERCENT
VERY SERIOUS PROBLEM	1	86	10.8	10.9	10.9
SOMEWHAT SERIOUS	2	75	9.5	9.5	20.3
NOT A VERY SERIOUS P	3	139	17.5	17.6	37.9
NOT A PROBLEM AT ALL	4	492	62.0	62.1	100.0
NA	9	1	.1	MISSING	
TOTAL		793	100.0	100.0	

VALID CASES 792 MISSING CASES 1

V179 HOW SERIOUS PROBLEM:LITTER-GARBAGE

VALUE LABEL	VALUE	FREQUENCY	PERCENT	VALID PERCENT	CUM PERCENT
VERY SERIOUS PROBLEM	1	90	11.3	11.4	11.4
SOMEWHAT SERIOUS	2	123	15.5	15.6	27.0
NOT A VERY SERIOUS P	3	213	26.9	27.0	53.9
NOT A PROBLEM AT ALL	4	364	45.9	46.1	100.0
NA	9	3	.4	MISSING	
TOTAL		793	100.0	100.0	

VALID CASES 790 MISSING CASES 3

V180 HOW SERIOUS PROBLEM:VERMIN

VALUE LABEL	VALUE	FREQUENCY	PERCENT	VALID PERCENT	CUM PERCENT
VERY SERIOUS PROBLEM	1	71	9.0	9.0	9.0
SOMEWHAT SERIOUS	2	72	9.1	9.2	18.2
NOT A VERY SERIOUS P	3	169	21.3	21.5	39.7
NOT A PROBLEM AT ALL	4	474	59.8	60.3	100.0
DK	8	2	.3	MISSING	
NA	9	5	.6	MISSING	
TOTAL		793	100.0	100.0	

VALID CASES 786 MISSING CASES 7

V181 HOW SERIOUS PROBLEM:LEAD EXPOSURE

VALUE LABEL	VALUE	FREQUENCY	PERCENT	VALID PERCENT	CUM PERCENT
VERY SERIOUS PROBLEM	1	15	1.9	2.0	2.0
SOMEWHAT SERIOUS	2	51	6.4	6.9	8.9
NOT A VERY SERIOUS P	3	152	19.2	20.5	29.4
NOT A PROBLEM AT ALL	4	523	66.0	70.6	100.0
DK	8	48	6.1	MISSING	
NA	9	4	.5	MISSING	
TOTAL		793	100.0	100.0	

VALID CASES 741 MISSING CASES 52

V182 HOW SERIOUS PROBLEM:CRIME-DRUGS

VALUE LABEL	VALUE	FREQUENCY	PERCENT	VALID PERCENT	CUM PERCENT
VERY SERIOUS PROBLEM	1	128	16.1	16.3	16.3
SOMEWHAT SERIOUS	2	221	27.9	28.2	44.5
NOT A VERY SERIOUS P	3	259	32.7	33.0	77.5
NOT A PROBLEM AT ALL	4	177	22.3	22.5	100.0
DK	8	7	.9	MISSING	
NA	9	1	.1	MISSING	
TOTAL		793	100.0	100.0	

VALID CASES 785 MISSING CASES 8

V183 CONTACTED AT DOOR LAST 12MONTHS-ENVIRONM

VALUE LABEL	VALUE	FREQUENCY	PERCENT	VALID PERCENT	CUM PERCENT
YES	1	111	14.0	14.1	14.1
NO	5	679	85.6	85.9	100.0
DK	8	1	.1	MISSING	
NA	9	2	.3	MISSING	
TOTAL		793	100.0	100.0	

VALID CASES 790 MISSING CASES 3

V184 HOW OFTEN:RETURN BOTTLES-CANS

VALUE LABEL	VALUE	FREQUENCY	PERCENT	VALID PERCENT	CUM PERCENT
ALWAYS	1	662	83.5	83.8	83.8
OFTEN	2	61	7.7	7.7	91.5
SOMETIMES	3	42	5.3	5.3	96.8
RARELY	4	14	1.8	1.8	98.6
NEVER	5	11	1.4	1.4	100.0
NA	9	3	.4	MISSING	
TOTAL		793	100.0	100.0	

VALID CASES 790 MISSING CASES 3

V185 HOW OFTEN:KEEP THERMOSTAT DOWN

VALUE LABEL	VALUE	FREQUENCY	PERCENT	VALID PERCENT	CUM PERCENT
ALWAYS	1	387	48.8	49.5	49.5
OFTEN	2	168	21.2	21.5	71.0
SOMETIMES	3	135	17.0	17.3	88.2
RARELY	4	46	5.8	5.9	94.1
NEVER	5	46	5.8	5.9	100.0
DK	8	1	.1	MISSING	
NA	9	10	1.3	MISSING	
TOTAL		793	100.0	100.0	

VALID CASES 782 MISSING CASES 11

V186 HOW OFTEN:BUY NON-AEROSOL SPRAYS

VALUE LABEL	VALUE	FREQUENCY	PERCENT	VALID PERCENT	CUM PERCENT
ALWAYS	1	196	24.7	25.2	25.2
OFTEN	2	170	21.4	21.8	47.0
SOMETIMES	3	182	23.0	23.4	70.3
RARELY	4	106	13.4	13.6	84.0
NEVER	5	125	15.8	16.0	100.0
DK	8	6	.8	MISSING	
NA	9	8	1.0	MISSING	
	TOTAL	793	100.0	100.0	

VALID CASES 779 MISSING CASES 14

V187 HOW OFTEN:TURN OFF LIGHTS TO SAVE ELECTR

VALUE LABEL	VALUE	FREQUENCY	PERCENT	VALID PERCENT	CUM PERCENT
ALWAYS	1	370	46.7	46.8	46.8
OFTEN	2	222	28.0	28.1	74.9
SOMETIMES	3	125	15.8	15.8	90.8
RARELY	4	46	5.8	5.8	96.6
NEVER	5	27	3.4	3.4	100.0
NA	9	3	.4	MISSING	
	TOTAL	793	100.0	100.0	

VALID CASES 790 MISSING CASES 3

V188 HOW OFTEN:SAVE MATERIALS FOR RECYCLING

VALUE LABEL	VALUE	FREQUENCY	PERCENT	VALID PERCENT	CUM PERCENT
ALWAYS	1	128	16.1	16.2	16.2
OFTEN	2	99	12.5	12.5	28.7
SOMETIMES	3	143	18.0	18.1	46.8
RARELY	4	154	19.4	19.5	66.3
NEVER	5	266	33.5	33.7	100.0
NA	9	3	.4	MISSING	
	TOTAL	793	100.0	100.0	

VALID CASES 790 MISSING CASES 3

V189 CHECK:B9 CHECK MARKED 1

VALUE LABEL	VALUE	FREQUENCY	PERCENT	VALID PERCENT	CUM PERCENT
B9 CHECK IS 1	1	469	59.1	59.4	59.4
ALL OTHERS	2	321	40.5	40.6	100.0
	9	3	.4	MISSING	
	TOTAL	793	100.0	100.0	

VALID CASES 790 MISSING CASES 3

V190 ENVIRONMENT:ATTEND MEETINGS

VALUE LABEL	VALUE	FREQUENCY	PERCENT	VALID PERCENT	CUM PERCENT
YES	1	53	6.7	16.6	16.6
NO	5	267	33.7	83.4	100.0
INAP	0	472	59.5	MISSING	
NA	9	1	.1	MISSING	
	TOTAL	793	100.0	100.0	

VALID CASES 320 MISSING CASES 473

V191 ENVIRONMENT:WORK FOR PARTY CANDIDATE OFR

VALUE LABEL	VALUE	FREQUENCY	PERCENT	VALID PERCENT	CUM PERCENT
YES	1	35	4.4	10.9	10.9
NO	5	285	35.9	89.1	100.0
INAP	0	472	59.5	MISSING	
NA	9	1	.1	MISSING	
	TOTAL	793	100.0	100.0	

VALID CASES 320 MISSING CASES 473

V192 ENVIRONMENT:CONTACTED OFFICIAL

VALUE LABEL	VALUE	FREQUENCY	PERCENT	VALID PERCENT	CUM PERCENT
YES	1	56	7.1	17.6	17.6
NO	5	263	33.2	82.4	100.0
INAP	0	472	59.5	MISSING	
NA	9	2	.3	MISSING	
	TOTAL	793	100.0	100.0	

VALID CASES 319 MISSING CASES 474

V193 ENVIRONMENT:DEMONSTRATE OR PROTEST

VALUE LABEL	VALUE	FREQUENCY	PERCENT	VALID PERCENT	CUM PERCENT
YES	1	15	1.9	4.7	4.7
NO	5	305	38.5	95.3	100.0
INAP	0	472	59.5	MISSING	
NA	9	1	.1	MISSING	
	TOTAL	793	100.0	100.0	

VALID CASES 320 MISSING CASES 473

V194 ENVIRONMENT:CONTRIBUTED MONEY

VALUE LABEL	VALUE	FREQUENCY	PERCENT	VALID PERCENT	CUM PERCENT
YES	1	87	11.0	27.4	27.4
NO	5	231	29.1	72.6	100.0
INAP	0	472	59.5	MISSING	
DK	8	1	.1	MISSING	
NA	9	2	.3	MISSING	
TOTAL		793	100.0	100.0	

VALID CASES 318 MISSING CASES 475

V195 CHECK:R SAID NO V190-V194

VALUE LABEL	VALUE	FREQUENCY	PERCENT	VALID PERCENT	CUM PERCENT
R RESPONDED NO TO E1	1	182	23.0	57.1	57.1
ALL OTHERS	2	137	17.3	42.9	100.0
INAP	0	472	59.5	MISSING	
	9	2	.3	MISSING	
TOTAL		793	100.0	100.0	

VALID CASES 319 MISSING CASES 474

V196 1ST ISSUE TOOK ACTION

VALUE LABEL	VALUE	FREQUENCY	PERCENT	VALID PERCENT	CUM PERCENT
	107	1	.1	.7	.7
	116	1	.1	.7	1.5
	131	5	.6	3.7	5.2
	137	1	.1	.7	6.0
	141	4	.5	3.0	9.0
	155	1	.1	.7	9.7
	157	1	.1	.7	10.4
	190	6	.8	4.5	14.9
	192	1	.1	.7	15.7
	194	1	.1	.7	16.4
	197	3	.4	2.2	18.7
	313	1	.1	.7	19.4
	316	1	.1	.7	20.1
	321	2	.3	1.5	21.6
	329	1	.1	.7	22.4
	356	1	.1	.7	23.1
	373	1	.1	.7	23.9
	390	1	.1	.7	24.6
	397	1	.1	.7	25.4
	399	1	.1	.7	26.1
	508	10	1.3	7.5	33.6
	509	2	.3	1.5	35.1
	513	2	.3	1.5	36.6
	516	3	.4	2.2	38.8
	517	2	.3	1.5	40.3
	518	4	.5	3.0	43.3
	521	2	.3	1.5	44.8
	522	1	.1	.7	45.5
	525	1	.1	.7	46.3
	526	2	.3	1.5	47.8
	532	1	.1	.7	48.5
	537	1	.1	.7	49.3
	538	1	.1	.7	50.0
	555	1	.1	.7	50.7
	557	7	.9	5.2	56.0
	561	3	.4	2.2	58.2
	564	2	.3	1.5	59.7
	590	1	.1	.7	60.4
	594	1	.1	.7	61.2
	597	1	.1	.7	61.9
	613	1	.1	.7	62.7
	631	5	.6	3.7	66.4
	632	1	.1	.7	67.2
	671	2	.3	1.5	68.7
	690	3	.4	2.2	70.9
	694	1	.1	.7	71.6
	913	6	.8	4.5	76.1

V196 1ST ISSUE TOOK ACTION

916	1	.1	.7	76.9
921	1	.1	.7	77.6
924	2	.3	1.5	79.1
931	3	.4	2.2	81.3
932	2	.3	1.5	82.8
937	1	.1	.7	83.6
955	1	.1	.7	84.3
956	1	.1	.7	85.1
957	2	.3	1.5	86.6
963	1	.1	.7	87.3
990	10	1.3	7.5	94.8
994	4	.5	3.0	97.8
997	3	.4	2.2	100.0
0	656	82.7	MISSING	
998	1	.1	MISSING	
999	2	.3	MISSING	

TOTAL	793	100.0	100.0	

VALID CASES 134 MISSING CASES 659

V197 2ND ISSUE TOOK ACTION

VALUE LABEL	VALUE	FREQUENCY	PERCENT	VALID PERCENT	CUM PERCENT
	113	2	.3	3.4	3.4
	127	1	.1	1.7	5.1
	131	3	.4	5.1	10.2
	157	1	.1	1.7	11.9
	182	1	.1	1.7	13.6
	190	5	.6	8.5	22.0
	197	2	.3	3.4	25.4
	331	1	.1	1.7	27.1
	343	1	.1	1.7	28.8
	390	2	.3	3.4	32.2
	397	1	.1	1.7	33.9
	509	2	.3	3.4	37.3
	513	2	.3	3.4	40.7
	514	1	.1	1.7	42.4
	517	1	.1	1.7	44.1
	518	2	.3	3.4	47.5
	525	2	.3	3.4	50.8
	537	1	.1	1.7	52.5
	551	1	.1	1.7	54.2
	557	2	.3	3.4	57.6
	563	1	.1	1.7	59.3
	564	1	.1	1.7	61.0
	592	1	.1	1.7	62.7
	631	2	.3	3.4	66.1
	638	1	.1	1.7	67.8
	671	1	.1	1.7	69.5
	690	1	.1	1.7	71.2
	694	1	.1	1.7	72.9
	910	2	.3	3.4	76.3
	913	2	.3	3.4	79.7
	916	2	.3	3.4	83.1
	921	2	.3	3.4	86.4
	931	2	.3	3.4	89.8
	932	1	.1	1.7	91.5
	944	1	.1	1.7	93.2
	957	1	.1	1.7	94.9
	961	1	.1	1.7	96.6
	990	2	.3	3.4	100.0
	0	734	92.6	MISSING	
	TOTAL	793	100.0	100.0	
VALID CASES	59	MISSING CASES	734		

V198 3RD ISSUE TOOK ACTION

VALUE LABEL	VALUE	FREQUENCY	PERCENT	VALID PERCENT	CUM PERCENT
	132	1	.1	4.3	4.3
	138	1	.1	4.3	8.7
	316	1	.1	4.3	13.0
	394	1	.1	4.3	17.4
	513	2	.3	8.7	26.1
	521	1	.1	4.3	30.4
	525	1	.1	4.3	34.8
	597	2	.3	8.7	43.5
	632	1	.1	4.3	47.8
	690	1	.1	4.3	52.2
	913	1	.1	4.3	56.5
	916	3	.4	13.0	69.6
	921	1	.1	4.3	73.9
	931	1	.1	4.3	78.3
	932	1	.1	4.3	82.6
	956	1	.1	4.3	87.0
	957	1	.1	4.3	91.3
	959	1	.1	4.3	95.7
	990	1	.1	4.3	100.0
	0	770	97.1	MISSING	
TOTAL		793	100.0	100.0	

VALID CASES 23 MISSING CASES 770

V199 WHICH-JOBS OR ENVIRONMENT

VALUE LABEL	VALUE	FREQUENCY	PERCENT	VALID PERCENT	CUM PERCENT
PROTECT ENVIRONMENT	1	511	64.4	68.3	68.3
PROTECT JOBS AND IND	5	237	29.9	31.7	100.0
DK	8	15	1.9	MISSING	
NA	9	30	3.8	MISSING	
TOTAL		793	100.0	100.0	

VALID CASES 748 MISSING CASES 45

V200 ENVIRONMENTALISTS:HOW MUCH INFLUENCE

VALUE LABEL	VALUE	FREQUENCY	PERCENT	VALID PERCENT	CUM PERCENT
TOO MUCH INFLUENCE	1	83	10.5	10.9	10.9
JUST ABOUT RIGHT	2	324	40.9	42.7	53.6
TOO LITTLE INFLUENCE	3	352	44.4	46.4	100.0
DK	8	10	1.3	MISSING	
NA	9	24	3.0	MISSING	
TOTAL		793	100.0	100.0	

VALID CASES 759 MISSING CASES 34

V201 LABOR UNIONS:HOW MUCH INFLUENCE

VALUE LABEL	VALUE	FREQUENCY	PERCENT	VALID PERCENT	CUM PERCENT
TOO MUCH INFLUENCE	1	352	44.4	46.2	46.2
JUST ABOUT RIGHT	2	290	36.6	38.1	84.3
TOO LITTLE INFLUENCE	3	120	15.1	15.7	100.0
DK	8	7	.9	MISSING	
NA	9	24	3.0	MISSING	
TOTAL		793	100.0	100.0	

VALID CASES 762 MISSING CASES 31

V202 BUSINESS:HOW MUCH INFLUENCE

VALUE LABEL	VALUE	FREQUENCY	PERCENT	VALID PERCENT	CUM PERCENT
TOO MUCH INFLUENCE	1	500	63.1	65.3	65.3
JUST ABOUT RIGHT	2	217	27.4	28.3	93.6
TOO LITTLE INFLUENCE	3	49	6.2	6.4	100.0
DK	8	7	.9	MISSING	
NA	9	20	2.5	MISSING	
TOTAL		793	100.0	100.0	

VALID CASES 766 MISSING CASES 27

V203 BLACKS:HOW MUCH INFLUENCE

VALUE LABEL	VALUE	FREQUENCY	PERCENT	VALID PERCENT	CUM PERCENT
TOO MUCH INFLUENCE	1	130	16.4	17.2	17.2
JUST ABOUT RIGHT	2	247	31.1	32.8	50.0
TOO LITTLE INFLUENCE	3	377	47.5	50.0	100.0
DK	8	4	.5	MISSING	
NA	9	35	4.4	MISSING	
TOTAL		793	100.0	100.0	
VALID CASES	754	MISSING CASES	39		

V204 WHITES:HOW MUCH INFLUENCE

VALUE LABEL	VALUE	FREQUENCY	PERCENT	VALID PERCENT	CUM PERCENT
TOO MUCH INFLUENCE	1	206	26.0	27.1	27.1
JUST ABOUT RIGHT	2	437	55.1	57.6	84.7
TOO LITTLE INFLUENCE	3	116	14.6	15.3	100.0
DK	8	4	.5	MISSING	
NA	9	30	3.8	MISSING	
TOTAL		793	100.0	100.0	
VALID CASES	759	MISSING CASES	34		

V205 UPPER CLASS:HOW MUCH INFLUENCE

VALUE LABEL	VALUE	FREQUENCY	PERCENT	VALID PERCENT	CUM PERCENT
TOO MUCH INFLUENCE	1	584	73.6	76.4	76.4
JUST ABOUT RIGHT	2	156	19.7	20.4	96.9
TOO LITTLE INFLUENCE	3	24	3.0	3.1	100.0
DK	8	3	.4	MISSING	
NA	9	26	3.3	MISSING	
TOTAL		793	100.0	100.0	
VALID CASES	764	MISSING CASES	29		

V206 MIDDLE CLASS:HOW MUCH INFLUENCE

VALUE LABEL	VALUE	FREQUENCY	PERCENT	VALID PERCENT	CUM PERCENT
TOO MUCH INFLUENCE	1	31	3.9	4.1	4.1
JUST ABOUT RIGHT	2	395	49.8	51.9	56.0
TOO LITTLE INFLUENCE	3	335	42.2	44.0	100.0
DK	8	4	.5	MISSING	
NA	9	28	3.5	MISSING	
TOTAL		793	100.0	100.0	

VALID CASES 761 MISSING CASES 32

V207 THE POOR:HOW MUCH INFLUENCE

VALUE LABEL	VALUE	FREQUENCY	PERCENT	VALID PERCENT	CUM PERCENT
TOO MUCH INFLUENCE	1	26	3.3	3.4	3.4
JUST ABOUT RIGHT	2	65	8.2	8.5	11.9
TOO LITTLE INFLUENCE	3	673	84.9	88.1	100.0
DK	8	1	.1	MISSING	
NA	9	28	3.5	MISSING	
TOTAL		793	100.0	100.0	

VALID CASES 764 MISSING CASES 29

V208 CHECK:R READ SAB ALONE

VALUE LABEL	VALUE	FREQUENCY	PERCENT	VALID PERCENT	CUM PERCENT
R READ SAB ALONE	1	664	83.7	85.0	85.0
F1a-h WERE READ TO R	2	117	14.8	15.0	100.0
	9	12	1.5	MISSING	
TOTAL		793	100.0	100.0	

VALID CASES 781 MISSING CASES 12

V209 HOW EFFECTIVE:CONTRIBUTE MONEY

VALUE LABEL	VALUE	FREQUENCY	PERCENT	VALID PERCENT	CUM PERCENT
VERY EFFECTIVE	1	186	23.5	24.0	24.0
SOMEWHAT EFFECTIVE	2	369	46.5	47.6	71.5
NOT VERY EFFECTIVE	3	162	20.4	20.9	92.4
NOT AT ALL EFFECTIVE	4	59	7.4	7.6	100.0
DK	8	6	.8	MISSING	
NA	9	11	1.4	MISSING	
	TOTAL	793	100.0	100.0	

VALID CASES 776 MISSING CASES 17

V210 HOW EFFECTIVE:CONTACT PUBLIC OFFICIALS

VALUE LABEL	VALUE	FREQUENCY	PERCENT	VALID PERCENT	CUM PERCENT
VERY EFFECTIVE	1	113	14.2	14.5	14.5
SOMEWHAT EFFECTIVE	2	440	55.5	56.3	70.8
NOT VERY EFFECTIVE	3	171	21.6	21.9	92.7
NOT AT ALL EFFECTIVE	4	57	7.2	7.3	100.0
DK	8	3	.4	MISSING	
NA	9	9	1.1	MISSING	
	TOTAL	793	100.0	100.0	

VALID CASES 781 MISSING CASES 12

V211 HOW EFFECTIVE:WORK FOR CANDIDATE

VALUE LABEL	VALUE	FREQUENCY	PERCENT	VALID PERCENT	CUM PERCENT
VERY EFFECTIVE	1	174	21.9	22.4	22.4
SOMEWHAT EFFECTIVE	2	445	56.1	57.3	79.8
NOT VERY EFFECTIVE	3	119	15.0	15.3	95.1
NOT AT ALL EFFECTIVE	4	38	4.8	4.9	100.0
DK	8	8		MISSING	
NA	9	9	1.1	MISSING	
TOTAL		793	100.0	100.0	

VALID CASES 776 MISSING CASES 17

V212 HOW EFFECTIVE:ATTEND MEETINGS

VALUE LABEL	VALUE	FREQUENCY	PERCENT	VALID PERCENT	CUM PERCENT
VERY EFFECTIVE	1	148	18.7	19.0	19.0
SOMEWHAT EFFECTIVE	2	465	58.6	59.8	78.9
NOT VERY EFFECTIVE	3	135	17.0	17.4	96.3
NOT AT ALL EFFECTIVE	4	29	3.7	3.7	100.0
DK	8	7	.9	MISSING	
NA	9	9	1.1	MISSING	
TOTAL		793	100.0	100.0	

VALID CASES 777 MISSING CASES 16

V213 HOW EFFECTIVE: DEMONSTRATE

VALUE LABEL	VALUE	FREQUENCY	PERCENT	VALID PERCENT	CUM PERCENT
VERY EFFECTIVE	1	127	16.0	16.4	16.4
SOMEWHAT EFFECTIVE	2	360	45.4	46.5	62.8
NOT VERY EFFECTIVE	3	187	23.6	24.1	87.0
NOT AT ALL EFFECTIVE	4	101	12.7	13.0	100.0
DK	8	3	.4	MISSING	
NA	9	15	1.9	MISSING	
	TOTAL	793	100.0	100.0	

VALID CASES 775 MISSING CASES 18

V214 HOW MUCH ATTENTION WOULD OFFICIAL PAY TO

VALUE LABEL	VALUE	FREQUENCY	PERCENT	VALID PERCENT	CUM PERCENT
SERIOUS ATTENTION	1	48	6.1	6.2	6.2
SOME ATTENTION	2	555	70.0	71.2	77.4
NO ATTENTION	3	176	22.2	22.6	100.0
DK	8	4	.5	MISSING	
NA	9	10	1.3	MISSING	
	TOTAL	793	100.0	100.0	

VALID CASES 779 MISSING CASES 14

V215 UNDERSTAND HOW TO INFLUENCE LOCAL GOVT

VALUE LABEL	VALUE	FREQUENCY	PERCENT	VALID PERCENT	CUM PERCENT
FULLY	1	89	11.2	11.4	11.4
MOSTLY	2	201	25.3	25.7	37.0
ONLY A LITTLE	3	288	36.3	36.8	73.8
HARDLY UNDERSTAND	4	205	25.9	26.2	100.0
DK	8	2	.3	MISSING	
NA	9	8	1.0	MISSING	
TOTAL		793	100.0	100.0	

VALID CASES 783 MISSING CASES 10

V216 POOR DO NOT GET FAIR OF GOOD THINGS

VALUE LABEL	VALUE	FREQUENCY	PERCENT	VALID PERCENT	CUM PERCENT
strongly agree	1	246	31.0	31.6	31.6
somewhat agree	2	282	35.6	36.2	67.8
somewhat disagree	3	150	18.9	19.3	87.0
strongly disagree	4	101	12.7	13.0	100.0
dk	8	5	.6	MISSING	
na	9	9	1.1	MISSING	
TOTAL		793	100.0	100.0	

VALID CASES 779 MISSING CASES 14

V217 HOW MUCH KNOW ABOUT WASTE HANDLING IN TO

VALUE LABEL	VALUE	FREQUENCY	PERCENT	VALID PERCENT	CUM PERCENT
I HAVE NO KNOWLEDGE	1	314	39.6	39.8	39.8
I KNOW A LITTLE BIT	2	430	54.2	54.6	94.4
I KNOW A GREAT DEAL	3	44	5.5	5.6	100.0
	9	5	.6	MISSING	
TOTAL		793	100.0	100.0	

VALID CASES 788 MISSING CASES 5

V218 WASTE SITE PROVIDES JOBS

VALUE LABEL	VALUE	FREQUENCY	PERCENT	VALID PERCENT	CUM PERCENT
VERY LIKELY	1	191	24.1	24.6	24.6
SOMEWHAT LIKELY	2	346	43.6	44.5	69.0
NOT VERY LIKELY	3	192	24.2	24.7	93.7
NOT AT ALL LIKELY	4	49	6.2	6.3	100.0
DK	8	6	.8	MISSING	
NA	9	9	1.1	MISSING	
	TOTAL	793	100.0	100.0	

VALID CASES 778 MISSING CASES 15

V219 WASTE SITE PROVIDES MONEY FOR LOCAL BUSI

VALUE LABEL	VALUE	FREQUENCY	PERCENT	VALID PERCENT	CUM PERCENT
VERY LIKELY	1	155	19.5	20.1	20.1
SOMEWHAT LIKELY	2	304	38.3	39.3	59.4
NOT VERY LIKELY	3	255	32.2	33.0	92.4
NOT AT ALL LIKELY	4	59	7.4	7.6	100.0
DK	8	8	1.0	MISSING	
NA	9	12	1.5	MISSING	
	TOTAL	793	100.0	100.0	

VALID CASES 773 MISSING CASES 20

V220 WASTE SITE PROVIDES LOCAL TAX MONEY

VALUE LABEL	VALUE	FREQUENCY	PERCENT	VALID PERCENT	CUM PERCENT
VERY LIKELY	1	200	25.2	26.1	26.1
SOMEWHAT LIKELY	2	286	36.1	37.3	63.4
NOT VERY LIKELY	3	213	26.9	27.8	91.1
NOT AT ALL LIKELY	4	68	8.6	8.9	100.0
DK	8	13	1.6	MISSING	
NA	9	13	1.6	MISSING	
TOTAL		793	100.0	100.0	

VALID CASES 767 MISSING CASES 26

V221 WASTE SITE ATTRACTS OTHER BUSINESS

VALUE LABEL	VALUE	FREQUENCY	PERCENT	VALID PERCENT	CUM PERCENT
VERY LIKELY	1	101	12.7	13.1	13.1
SOMEWHAT LIKELY	2	304	38.3	39.5	52.6
NOT VERY LIKELY	3	254	32.0	33.0	85.6
NOT AT ALL LIKELY	4	111	14.0	14.4	100.0
DK	8	12	1.5	MISSING	
NA	9	11	1.4	MISSING	
TOTAL		793	100.0	100.0	

VALID CASES 770 MISSING CASES 23

V222 HOW CONCERNED ABOUT WASTE RELEASES FROM

VALUE LABEL	VALUE	FREQUENCY	PERCENT	VALID PERCENT	CUM PERCENT
VERY CONCERNED	1	601	75.8	76.6	76.6
SOMEWHAT CONCERNED	2	160	20.2	20.4	96.9
NOT VERY CONCERNED	3	18	2.3	2.3	99.2
NOT AT ALL CONCERNED	4	6	.8	.8	100.0
NA	9	8	1.0	MISSING	
		-----	-----		
TOTAL		793	100.0	100.0	

VALID CASES 785 MISSING CASES 8

V223 HOW CONCERNED ABOUT TAX INCREASE BECAUSE

VALUE LABEL	VALUE	FREQUENCY	PERCENT	VALID PERCENT	CUM PERCENT
VERY CONCERNED	1	326	41.1	41.7	41.7
SOMEWHAT CONCERNED	2	306	38.6	39.2	80.9
NOT VERY CONCERNED	3	112	14.1	14.3	95.3
NOT AT ALL CONCERNED	4	37	4.7	4.7	100.0
DK	8	3	.4	MISSING	
NA	9	9	1.1	MISSING	
		-----	-----		
TOTAL		793	100.0	100.0	

VALID CASES 781 MISSING CASES 12

V224 HOW CONCERNED ABOUT ACCIDENTS TRANSPORTI

VALUE LABEL	VALUE	FREQUENCY	PERCENT	VALID PERCENT	CUM PERCENT
VERY CONCERNED	1	543	68.5	69.3	69.3
SOMEWHAT CONCERNED	2	202	25.5	25.8	95.0
NOT VERY CONCERNED	3	29	3.7	3.7	98.7
NOT AT ALL CONCERNED	4	10	1.3	1.3	100.0
DK	8	1	.1	MISSING	
NA	9	8	1.0	MISSING	
	TOTAL	793	100.0	100.0	

VALID CASES 784 MISSING CASES 9

V225 HOW CONCERNED ABOUT DECLINE IN PROPERTY

VALUE LABEL	VALUE	FREQUENCY	PERCENT	VALID PERCENT	CUM PERCENT
VERY CONCERNED	1	418	52.7	53.6	53.6
SOMEWHAT CONCERNED	2	228	28.8	29.2	82.8
NOT VERY CONCERNED	3	89	11.2	11.4	94.2
NOT AT ALL CONCERNED	4	45	5.7	5.8	100.0
DK	8	3	.4	MISSING	
NA	9	10	1.3	MISSING	
	TOTAL	793	100.0	100.0	

VALID CASES 780 MISSING CASES 13

V226 HOW FEEL ABOUT BUILDING NEW WASTE SITE I

VALUE LABEL	VALUE	FREQUENCY	PERCENT	VALID PERCENT	CUM PERCENT
strongly FAVOR	1	65	8.2	8.4	8.4
somewhat FAVOR	2	190	24.0	24.6	33.0
somewhat OPPOSE	3	182	23.0	23.5	56.5
strongly OPPOSE	4	336	42.4	43.5	100.0
dk	8	5	.6	MISSING	
na	9	15	1.9	MISSING	
	TOTAL	793	100.0	100.0	

VALID CASES 773 MISSING CASES 20

V227 HAVE WASTE FACILITIES AFFECTED FEELINGS

VALUE LABEL	VALUE	FREQUENCY	PERCENT	VALID PERCENT	CUM PERCENT
YES	1	220	27.7	28.0	28.0
NO	5	566	71.4	72.0	100.0
DK	8	2	.3	MISSING	
NA	9	5	.6	MISSING	
	TOTAL	793	100.0	100.0	

VALID CASES 786 MISSING CASES 7

V228 CHECK:WASTE FACILITIES NAMED

VALUE LABEL	VALUE	FREQUENCY	PERCENT	VALID PERCENT	CUM PERCENT
	1	216	27.2	99.1	99.1
	5	2	.3	.9	100.0
	0	573	72.3	MISSING	
	8	2	.3	MISSING	
	TOTAL	793	100.0	100.0	

VALID CASES 218 MISSING CASES 575

V229 PRODUCE WASTE:GAS STATIONS

VALUE LABEL	VALUE	FREQUENCY	PERCENT	VALID PERCENT	CUM PERCENT
marked	1	539	68.0	68.9	68.9
not marked	5	243	30.6	31.1	100.0
	8	6	.8	MISSING	
	9	5	.6	MISSING	
	TOTAL	793	100.0	100.0	

VALID CASES 782 MISSING CASES 11

V230 PRODUCE WASTE:TEXTILE MILLS

VALUE LABEL	VALUE	FREQUENCY	PERCENT	VALID PERCENT	CUM PERCENT
marked	1	385	48.5	49.2	49.2
not marked	5	398	50.2	50.8	100.0
	8	6	.8	MISSING	
	9	4	.5	MISSING	
	TOTAL	793	100.0	100.0	

VALID CASES 783 MISSING CASES 10

V231 PRODUCE WASTE:PAPER MILLS

VALUE LABEL	VALUE	FREQUENCY	PERCENT	VALID PERCENT	CUM PERCENT
marked	1	353	44.5	45.1	45.1
not marked	5	430	54.2	54.9	100.0
	8	6	.8	MISSING	
	9	4	.5	MISSING	
	TOTAL	793	100.0	100.0	

VALID CASES 783 MISSING CASES 10

V232 PRODUCE WASTE:CHEMICAL COMPANIES

VALUE LABEL	VALUE	FREQUENCY	PERCENT	VALID PERCENT	CUM PERCENT
marked	1	740	93.3	94.4	94.4
not marked	5	44	5.5	5.6	100.0
	8	5	.6	MISSING	
	9	4	.5	MISSING	
	TOTAL	793	100.0	100.0	

VALID CASES 784 MISSING CASES 9

V233 PRODUCE WASTE:SMALL RETAIL BUSINESSES

VALUE LABEL	VALUE	FREQUENCY	PERCENT	VALID PERCENT	CUM PERCENT
marked	1	211	26.6	26.9	26.9
not marked	5	572	72.1	73.1	100.0
	8	6	.8	MISSING	
	9	4	.5	MISSING	
	TOTAL	793	100.0	100.0	

VALID CASES 783 MISSING CASES 10

V234 PRODUCE WASTE:OIL AND GAS COMPANIES

VALUE LABEL	VALUE	FREQUENCY	PERCENT	VALID PERCENT	CUM PERCENT
marked	1	688	86.8	87.8	87.8
not marked	5	96	12.1	12.2	100.0
	8	5	.6	MISSING	
	9	4	.5	MISSING	
	TOTAL	793	100.0	100.0	

VALID CASES 784 MISSING CASES 9

V235 PRODUCE WASTE:HOUSEHOLDS

VALUE LABEL	VALUE	FREQUENCY	PERCENT	VALID PERCENT	CUM PERCENT
marked	1	372	46.9	47.4	47.4
not marked	5	412	52.0	52.6	100.0
	8	5	.6	MISSING	
	9	4	.5	MISSING	
	TOTAL	793	100.0	100.0	

VALID CASES 784 MISSING CASES 9

V236 PRODUCE WASTE:FARMERS

VALUE LABEL	VALUE	FREQUENCY	PERCENT	VALID PERCENT	CUM PERCENT
marked	1	259	32.7	33.1	33.1
not marked	5	524	66.1	66.9	100.0
	8	6	.8	MISSING	
	9	4	.5	MISSING	
	TOTAL	793	100.0	100.0	

VALID CASES 783 MISSING CASES 10

V237 PRODUCE WASTE:NEWSPAPER COMPANIES

VALUE LABEL	VALUE	FREQUENCY	PERCENT	VALID PERCENT	CUM PERCENT
marked	1	341	43.0	43.6	43.6
not marked	5	442	55.7	56.4	100.0
	8	6	.8	MISSING	
	9	4	.5	MISSING	
	TOTAL	793	100.0	100.0	

VALID CASES 783 MISSING CASES 10

V238 PRODUCE WASTE:CAR MANUFACTURERS

VALUE LABEL	VALUE	FREQUENCY	PERCENT	VALID PERCENT	CUM PERCENT
marked	1	643	81.1	82.0	82.0
not marked	5	141	17.8	18.0	100.0
	8	5	.6	MISSING	
	9	4	.5	MISSING	
	TOTAL	793	100.0	100.0	

VALID CASES 784 MISSING CASES 9

V239 CHECK:AT LEAST ONE WASTE PRODUCER MARKES

VALUE LABEL	VALUE	FREQUENCY	PERCENT	VALID PERCENT	CUM PERCENT
R SAID NONE	1	3	.4	.4	.4
AT LEAST ONE LETTER	2	780	98.4	99.6	100.0
NOTHING MARKED	9	10	1.3	MISSING	
	TOTAL	793	100.0	100.0	

VALID CASES 783 MISSING CASES 10

V240 SITE SELECTION:RURAL OR URBAN

VALUE LABEL	VALUE	FREQUENCY	PERCENT	VALID PERCENT	CUM PERCENT
URBAN	1	141	17.8	18.3	18.3
NEITHER MORE LIKELY	3	30	3.8	3.9	22.2
RURAL	5	599	75.5	77.8	100.0
DK	8	13	1.6	MISSING	
NA	9	10	1.3	MISSING	
	TOTAL	793	100.0	100.0	

VALID CASES 770 MISSING CASES 23

V241 SITE SELECTION:BLACK OR WHITE

VALUE LABEL	VALUE	FREQUENCY	PERCENT	VALID PERCENT	CUM PERCENT
BLACK	1	295	37.2	39.5	39.5
NEITHER MORE LIKELY	3	270	34.0	36.2	75.7
WHITE	5	181	22.8	24.3	100.0
DK	8	28	3.5	MISSING	
NA	9	19	2.4	MISSING	
TOTAL		793	100.0	100.0	

VALID CASES 746 MISSING CASES 47

V242 SITE SELECTION:WEALTHY OR POOR

VALUE LABEL	VALUE	FREQUENCY	PERCENT	VALID PERCENT	CUM PERCENT
WEALTHY	1	46	5.8	6.0	6.0
NEITHER MORE LIKELY	3	81	10.2	10.5	16.5
POOR	5	641	80.8	83.5	100.0
DK	8	13	1.6	MISSING	
NA	9	12	1.5	MISSING	
TOTAL		793	100.0	100.0	

VALID CASES 768 MISSING CASES 25

V243 SITE SELECTION:SCIENCE OR COMMUNITY OPPO

VALUE LABEL	VALUE	FREQUENCY	PERCENT	VALID PERCENT	CUM PERCENT
SCIENTIFIC GUIDELINE	1	254	32.0	34.0	34.0
COMMUNITY OPPOSITION	2	444	56.0	59.4	93.3
BOTH GIVEN EQUAL WEI	3	50	6.3	6.7	100.0
DK	8	29	3.7	MISSING	
NA	9	16	2.0	MISSING	
TOTAL		793	100.0	100.0	

VALID CASES 748 MISSING CASES 45

V244 GOVT DOING ENOUGH ABOUT UNAUTHORIZED SIT

VALUE LABEL	VALUE	FREQUENCY	PERCENT	VALID PERCENT	CUM PERCENT
GOVT IS DOING ENOUGH	1	98	12.4	12.8	12.8
GOVT IS NOT DOING EN	2	668	84.2	87.2	100.0
DK	8	15	1.9	MISSING	
NA	9	12	1.5	MISSING	
		-----	-----	-----	-----
TOTAL		793	100.0	100.0	

VALID CASES 766 MISSING CASES 27

V245 CLEANUP PRIORITY:WEALTHY OR POOR

VALUE LABEL	VALUE	FREQUENCY	PERCENT	VALID PERCENT	CUM PERCENT
WEALTHY	1	654	82.5	84.5	84.5
NEITHER MORE LIKELY	3	58	7.3	7.5	92.0
POOR	5	62	7.8	8.0	100.0
DK	8	11	1.4	MISSING	
NA	9	8	1.0	MISSING	
		-----	-----	-----	-----
TOTAL		793	100.0	100.0	

VALID CASES 774 MISSING CASES 19

V246 CLEANUP PRIORITY:BLACK OR WHITE

VALUE LABEL	VALUE	FREQUENCY	PERCENT	VALID PERCENT	CUM PERCENT
BLACK	1	64	8.1	8.5	8.5
NEITHER MORE LIKELY	3	157	19.8	20.9	29.4
WHITE	5	530	66.8	70.6	100.0
DK	8	24	3.0	MISSING	
NA	9	18	2.3	MISSING	
		-----	-----	-----	-----
TOTAL		793	100.0	100.0	

VALID CASES 751 MISSING CASES 42

V247 CLEANUP DECISION: LOBBYING OR HEALTH RISK

VALUE LABEL	VALUE	FREQUENCY	PERCENT	VALID PERCENT	CUM PERCENT
LOBBYING	1	449	56.6	59.2	59.2
HEALTH RISK	2	265	33.4	34.9	94.1
EQUAL WEIGHT	3	45	5.7	5.9	100.0
DK	8	23	2.9	MISSING	
NA	9	11	1.4	MISSING	
TOTAL		793	100.0	100.0	
VALID CASES	759	MISSING CASES	34		

V248 HOW DEAL WITH WASTE

VALUE LABEL	VALUE	FREQUENCY	PERCENT	VALID PERCENT	CUM PERCENT
BURN IT	1	57	7.2	7.4	7.4
BURY IT	2	19	2.4	2.5	9.8
PUT IT OUT OF WAY	3	46	5.8	6.0	15.8
PUT IN TANKS ABOVE G	4	7	.9	.9	16.7
RECYCLE IT	5	295	37.2	38.2	54.9
REDUCE WASTE PRODUCT	6	349	44.0	45.1	100.0
	8	4	.5	MISSING	
	9	16	2.0	MISSING	
TOTAL		793	100.0	100.0	
VALID CASES	773	MISSING CASES	20		

V249 WILLING TO PAY MORE FOR LESS WASTE PRODU

VALUE LABEL	VALUE	FREQUENCY	PERCENT	VALID PERCENT	CUM PERCENT
YES	1	643	81.1	82.2	82.2
DEPENDS	3	77	9.7	9.8	92.1
NO	5	62	7.8	7.9	100.0
DK	8	3	.4	MISSING	
NA	9	8	1.0	MISSING	
TOTAL		793	100.0	100.0	

VALID CASES 782 MISSING CASES 11

V250 HAZARDOUS WASTE FACILITIES IN Rs CITY OR

VALUE LABEL	VALUE	FREQUENCY	PERCENT	VALID PERCENT	CUM PERCENT
YES	1	204	25.7	40.1	40.1
NO	5	305	38.5	59.9	100.0
DK	8	279	35.2	MISSING	
NA	9	5	.6	MISSING	
TOTAL		793	100.0	100.0	

VALID CASES 509 MISSING CASES 284

V251 LICENSED FACILITY

VALUE LABEL	VALUE	FREQUENCY	PERCENT	VALID PERCENT	CUM PERCENT
marked	1	81	10.2	40.5	40.5
not marked	5	119	15.0	59.5	100.0
inap	0	589	74.3	MISSING	
	8	4	.5	MISSING	
TOTAL		793	100.0	100.0	

VALID CASES 200 MISSING CASES 593

V252 ABANDONED OR UNCONTROLLED SITE

VALUE LABEL	VALUE	FREQUENCY	PERCENT	VALID PERCENT	CUM PERCENT
marked	1	37	4.7	18.5	18.5
not marked	5	163	20.6	81.5	100.0
inap	0	589	74.3	MISSING	
	8	4	.5	MISSING	
	TOTAL	793	100.0	100.0	

VALID CASES 200 MISSING CASES 593

V253 AN INCINERATOR

VALUE LABEL	VALUE	FREQUENCY	PERCENT	VALID PERCENT	CUM PERCENT
marked	1	65	8.2	32.5	32.5
not marked	5	135	17.0	67.5	100.0
inap	0	589	74.3	MISSING	
	8	4	.5	MISSING	
	TOTAL	793	100.0	100.0	

VALID CASES 200 MISSING CASES 593

V254 SEWAGE TREATMENT PLANT

VALUE LABEL	VALUE	FREQUENCY	PERCENT	VALID PERCENT	CUM PERCENT
marked	1	61	7.7	30.5	30.5
not marked	5	139	17.5	69.5	100.0
inap	0	589	74.3	MISSING	
	8	4	.5	MISSING	
	TOTAL	793	100.0	100.0	

VALID CASES 200 MISSING CASES 593

V255 WATER PLANT

VALUE LABEL	VALUE	FREQUENCY	PERCENT	VALID PERCENT	CUM PERCENT
marked	1	33	4.2	16.5	16.5
not marked	5	167	21.1	83.5	100.0
inap	0	589	74.3	MISSING	
	8	4	.5	MISSING	
	TOTAL	793	100.0	100.0	

VALID CASES 200 MISSING CASES 593

V256 OTHER

VALUE LABEL	VALUE	FREQUENCY	PERCENT	VALID PERCENT	CUM PERCENT
marked	1	48	6.1	24.0	24.0
not marked	5	152	19.2	76.0	100.0
inap	0	589	74.3	MISSING	
	8	4	.5	MISSING	
	TOTAL	793	100.0	100.0	

VALID CASES 200 MISSING CASES 593

V257 IWER CHECK: V251 OR V252 OR V253 IS YES

VALUE LABEL	VALUE	FREQUENCY	PERCENT	VALID PERCENT	CUM PERCENT
	1	151	19.0	74.4	74.4
	2	52	6.6	25.6	100.0
	0	589	74.3	MISSING	
	9	1	.1	MISSING	
	TOTAL	793	100.0	100.0	

VALID CASES 203 MISSING CASES 590

V258 NAME OF 1ST FACILITY

VALUE LABEL	VALUE	FREQUENCY	PERCENT	VALID PERCENT	CUM PERCENT
facility named	1	122	15.4	95.3	95.3
facility not named	5	6	.8	4.7	100.0
	0	642	81.0	MISSING	
	8	23	2.9	MISSING	
	TOTAL	793	100.0	100.0	

VALID CASES 128 MISSING CASES 665

V259 HOW FAR FROM 1ST FACILITY TO Rs HOME

VALUE LABEL	VALUE	FREQUENCY	PERCENT	VALID PERCENT	CUM PERCENT
	1	21	2.6	19.8	19.8
	2	25	3.2	23.6	43.4
	3	10	1.3	9.4	52.8
	4	9	1.1	8.5	61.3
	5	18	2.3	17.0	78.3
	6	4	.5	3.8	82.1
	7	3	.4	2.8	84.9
	8	1	.1	.9	85.8
	9	2	.3	1.9	87.7
	10	4	.5	3.8	91.5
	13	1	.1	.9	92.5
	15	3	.4	2.8	95.3
	20	1	.1	.9	96.2
	30	3	.4	2.8	99.1
	45	1	.1	.9	100.0
	0	674	85.0	MISSING	
	998	9	1.1	MISSING	
	999	4	.5	MISSING	
	TOTAL	793	100.0	100.0	

VALID CASES 106 MISSING CASES 687

V260 NAME OF 2ND FACILITY

VALUE LABEL	VALUE	FREQUENCY	PERCENT	VALID PERCENT	CUM PERCENT
facility named	1	40	5.0	27.8	27.8
facility not named	5	104	13.1	72.2	100.0
	0	642	81.0	MISSING	
	8	4	.5	MISSING	
	9	3	.4	MISSING	
	TOTAL	793	100.0	100.0	

VALID CASES 144 MISSING CASES 649

V261 HOW FAR FROM 2ND FACILITY TO Rs HOME

VALUE LABEL	VALUE	FREQUENCY	PERCENT	VALID PERCENT	CUM PERCENT
	1	5	.6	13.9	13.9
	2	3	.4	8.3	22.2
	3	5	.6	13.9	36.1
	4	4	.5	11.1	47.2
	5	3	.4	8.3	55.6
	6	2	.3	5.6	61.1
	8	2	.3	5.6	66.7
	10	3	.4	8.3	75.0
	12	2	.3	5.6	80.6
	15	3	.4	8.3	88.9
	20	1	.1	2.8	91.7
	25	1	.1	2.8	94.4
	30	1	.1	2.8	97.2
	60	1	.1	2.8	100.0
	0	754	95.1	MISSING	
	998	2	.3	MISSING	
	999	1	.1	MISSING	
	TOTAL	793	100.0	100.0	

VALID CASES 36 MISSING CASES 757

V262 NAME OF 3RD FACILITY

VALUE LABEL	VALUE	FREQUENCY	PERCENT	VALID PERCENT	CUM PERCENT
facility named	1	20	2.5	13.7	13.7
facility not named	5	126	15.9	86.3	100.0
	0	642	81.0	MISSING	
	8	2	.3	MISSING	
	9	3	.4	MISSING	
	TOTAL	793	100.0	100.0	

VALID CASES 146 MISSING CASES 647

V263 HOW FAR FROM 3RD FACILITY TO Rs HOME

VALUE LABEL	VALUE	FREQUENCY	PERCENT	VALID PERCENT	CUM PERCENT
	1	2	.3	10.5	10.5
	2	6	.8	31.6	42.1
	5	1	.1	5.3	47.4
	7	2	.3	10.5	57.9
	8	2	.3	10.5	68.4
	10	4	.5	21.1	89.5
	15	1	.1	5.3	94.7
	30	1	.1	5.3	100.0
	0	773	97.5	MISSING	
	998	1	.1	MISSING	
	TOTAL	793	100.0	100.0	

VALID CASES 19 MISSING CASES 774

V264 NAME OF 4TH FACILITY

VALUE LABEL	VALUE	FREQUENCY	PERCENT	VALID PERCENT	CUM PERCENT
facility named	1	6	.8	4.1	4.1
facility not named	5	142	17.9	95.9	100.0
	0	642	81.0	MISSING	
	9	3	.4	MISSING	
	TOTAL	793	100.0	100.0	

VALID CASES 148 MISSING CASES 645

V265 HOW FAR FROM 4TH FACILITY TO Rs HOME

VALUE LABEL	VALUE	FREQUENCY	PERCENT	VALID PERCENT	CUM PERCENT
	3	1	.1	20.0	20.0
	5	1	.1	20.0	40.0
	8	1	.1	20.0	60.0
	10	2	.3	40.0	100.0
	0	787	99.2	MISSING	
	998	1	.1	MISSING	
	TOTAL	793	100.0	100.0	

VALID CASES 5 MISSING CASES 788

V266 IWER CHECK:MORE THAN ONE FACILITY MENTIO

VALUE LABEL	VALUE	FREQUENCY	PERCENT	VALID PERCENT	CUM PERCENT
ONLY ONE FACILITY ME	1	100	12.6	66.7	66.7
ALL OTHERS	2	50	6.3	33.3	100.0
INAP	0	642	81.0	MISSING	
	9	1	.1	MISSING	
	TOTAL	793	100.0	100.0	

VALID CASES 150 MISSING CASES 643

V267 R NAMED FOR FACILITY OF MOST CONCERN

VALUE LABEL	VALUE	FREQUENCY	PERCENT	VALID PERCENT	CUM PERCENT
NAME GIVEN	1	35	4.4	74.5	74.5
	7	12	1.5	25.5	100.0
INAP	0	743	93.7	MISSING	
DK	8	2	.3	MISSING	
NA	9	1	.1	MISSING	
	TOTAL	793	100.0	100.0	
VALID CASES	47	MISSING CASES	746		

V268 HOW DID R FIRST LEARN ABOUT FACILITY OF

VALUE LABEL	VALUE	FREQUENCY	PERCENT	VALID PERCENT	CUM PERCENT
FRIENDS, COWORKERS, FA	10	19	2.4	12.8	12.8
LOCAL ORGS. AND CLUB	30	6	.8	4.1	16.9
POSTERS NEWSLETTERS	40	7	.9	4.7	21.6
TELEVISION	50	18	2.3	12.2	33.8
NEWSPAPERS	60	31	3.9	20.9	54.7
RADIO	70	1	.1	.7	55.4
NWS, nfs	75	10	1.3	6.8	62.2
OTHER	97	56	7.1	37.8	100.0
INAP	0	642	81.0	MISSING	
DK	98	1	.1	MISSING	
NA	99	2	.3	MISSING	
	TOTAL	793	100.0	100.0	
VALID CASES	148	MISSING CASES	645		

V269 HAS FACILITY OF CONCERN AFFECTED NEIGHBO

VALUE LABEL	VALUE	FREQUENCY	PERCENT	VALID PERCENT	CUM PERCENT
YES	1	40	5.0	27.2	27.2
NO	5	107	13.5	72.8	100.0
INAP	0	642	81.0	MISSING	
DK	8	1	.1	MISSING	
NA	9	3	.4	MISSING	

TOTAL		793	100.0	100.0	

VALID CASES 147 MISSING CASES 646

V270 1ST EFFECT OF FACILITY OF CONCERN

VALUE LABEL	VALUE	FREQUENCY	PERCENT	VALID PERCENT	CUM PERCENT
	10	4	.5	10.8	10.8
	15	1	.1	2.7	13.5
	20	2	.3	5.4	18.9
	30	5	.6	13.5	32.4
	35	3	.4	8.1	40.5
	50	1	.1	2.7	43.2
	70	14	1.8	37.8	81.1
	80	4	.5	10.8	91.9
	90	1	.1	2.7	94.6
	97	2	.3	5.4	100.0
	0	753	95.0	MISSING	
	98	3	.4	MISSING	

TOTAL		793	100.0	100.0	

VALID CASES 37 MISSING CASES 756

V271 2ND EFFECT OF FACILITY OF CONCERN

VALUE LABEL	VALUE	FREQUENCY	PERCENT	VALID PERCENT	CUM PERCENT
	10	1	.1	50.0	50.0
	55	1	.1	50.0	100.0
	0	791	99.7	MISSING	
TOTAL		793	100.0	100.0	

VALID CASES 2 MISSING CASES 791

V272 3RD EFFECT OF FACILITY OF CONCERN

VALUE LABEL	VALUE	FREQUENCY	PERCENT	VALID PERCENT	CUM PERCENT
	0	793	100.0	MISSING	
TOTAL		793	100.0	100.0	

VALID CASES 0 MISSING CASES 793

V273 FACILITY OF CONCERN AFFECTED VALUE OF Rs

VALUE LABEL	VALUE	FREQUENCY	PERCENT	VALID PERCENT	CUM PERCENT
YES	1	15	1.9	10.6	10.6
NO	5	127	16.0	89.4	100.0
INAP	0	642	81.0	MISSING	
DK	8	6	.8	MISSING	
NA	9	3	.4	MISSING	
TOTAL		793	100.0	100.0	

VALID CASES 142 MISSING CASES 651

V274 HAS VALUE OF HOUSE GONE UP OR DOWN

VALUE LABEL	VALUE	FREQUENCY	PERCENT	VALID PERCENT	CUM PERCENT
UP	1	2	.3	13.3	13.3
DOWN	2	13	1.6	86.7	100.0
INAP	0	778	98.1	MISSING	
TOTAL		793	100.0	100.0	

VALID CASES 15 MISSING CASES 778

V275 MONTH OF Rs BIRTH

VALUE LABEL	VALUE	FREQUENCY	PERCENT	VALID PERCENT	CUM PERCENT
	1	74	9.3	9.4	9.4
	2	61	7.7	7.8	17.2
	3	63	7.9	8.0	25.3
	4	72	9.1	9.2	34.4
	5	58	7.3	7.4	41.8
	6	56	7.1	7.1	49.0
	7	60	7.6	7.7	56.6
	8	62	7.8	7.9	64.5
	9	86	10.8	11.0	75.5
	10	69	8.7	8.8	84.3
	11	46	5.8	5.9	90.2
	12	77	9.7	9.8	100.0
	99	9	1.1	MISSING	
TOTAL		793	100.0	100.0	

VALID CASES 784 MISSING CASES 9

V276 DAY OF Rs BIRTH

VALUE LABEL	VALUE	FREQUENCY	PERCENT	VALID PERCENT	CUM PERCENT
	1	24	3.0	3.1	3.1
	2	25	3.2	3.2	6.3
	3	21	2.6	2.7	8.9
	4	28	3.5	3.6	12.5
	5	20	2.5	2.6	15.1
	6	22	2.8	2.8	17.9
	7	26	3.3	3.3	21.2
	8	30	3.8	3.8	25.0
	9	18	2.3	2.3	27.3
	10	18	2.3	2.3	29.6
	11	19	2.4	2.4	32.1
	12	39	4.9	5.0	37.0
	13	26	3.3	3.3	40.4
	14	29	3.7	3.7	44.1
	15	18	2.3	2.3	46.4
	16	26	3.3	3.3	49.7
	17	30	3.8	3.8	53.5
	18	29	3.7	3.7	57.2
	19	29	3.7	3.7	60.9
	20	29	3.7	3.7	64.6
	21	23	2.9	2.9	67.6
	22	27	3.4	3.4	71.0
	23	38	4.8	4.9	75.9
	24	22	2.8	2.8	78.7
	25	34	4.3	4.3	83.0
	26	31	3.9	4.0	87.0
	27	34	4.3	4.3	91.3
	28	17	2.1	2.2	93.5
	29	14	1.8	1.8	95.3
	30	23	2.9	2.9	98.2
	31	14	1.8	1.8	100.0
	99	10	1.3	MISSING	
	TOTAL	793	100.0	100.0	
VALID CASES	783	MISSING CASES	10		

V277 YEAR OF Rs BIRTH

VALUE LABEL	VALUE	FREQUENCY	PERCENT	VALID PERCENT	CUM PERCENT
	1	1	.1	.1	.1
	3	2	.3	.3	.4
	5	1	.1	.1	.5
	6	5	.6	.6	1.1
	7	3	.4	.4	1.5
	8	2	.3	.3	1.8
	9	2	.3	.3	2.0
	10	3	.4	.4	2.4
	11	2	.3	.3	2.7
	12	3	.4	.4	3.1
	13	6	.8	.8	3.8
	14	5	.6	.6	4.5
	15	4	.5	.5	5.0
	16	8	1.0	1.0	6.0
	17	8	1.0	1.0	7.0
	18	7	.9	.9	7.9
	19	12	1.5	1.5	9.5
	20	13	1.6	1.7	11.1
	21	7	.9	.9	12.0
	22	6	.8	.8	12.8
	23	6	.8	.8	13.5
	24	10	1.3	1.3	14.8
	25	13	1.6	1.7	16.5
	26	12	1.5	1.5	18.0
	27	14	1.8	1.8	19.8
	28	11	1.4	1.4	21.2
	29	16	2.0	2.0	23.2
	30	9	1.1	1.1	24.4
	31	8	1.0	1.0	25.4
	32	8	1.0	1.0	26.4
	33	2	.3	.3	26.7
	34	12	1.5	1.5	28.2
	35	6	.8	.8	29.0
	36	11	1.4	1.4	30.4
	37	11	1.4	1.4	31.8
	38	6	.8	.8	32.6
	39	8	1.0	1.0	33.6
	40	7	.9	.9	34.5
	41	13	1.6	1.7	36.1
	42	18	2.3	2.3	38.4
	43	12	1.5	1.5	40.0
	44	6	.8	.8	40.7
	45	8	1.0	1.0	41.8
	46	20	2.5	2.6	44.3
	47	13	1.6	1.7	46.0
	48	21	2.6	2.7	48.7
	49	14	1.8	1.8	50.4

V277 YEAR OF Rs BIRTH

50	19	2.4	2.4	52.9
51	22	2.8	2.8	55.7
52	17	2.1	2.2	57.9
53	30	3.8	3.8	61.7
54	22	2.8	2.8	64.5
55	11	1.4	1.4	65.9
56	31	3.9	4.0	69.9
57	20	2.5	2.6	72.4
58	21	2.6	2.7	75.1
59	18	2.3	2.3	77.4
60	16	2.0	2.0	79.4
61	12	1.5	1.5	81.0
62	19	2.4	2.4	83.4
63	22	2.8	2.8	86.2
64	13	1.6	1.7	87.9
65	11	1.4	1.4	89.3
66	21	2.6	2.7	92.0
67	7	.9	.9	92.8
68	11	1.4	1.4	94.3
69	15	1.9	1.9	96.2
70	13	1.6	1.7	97.8
71	13	1.6	1.7	99.5
72	4	.5	.5	100.0
99	10	1.3	MISSING	

 TOTAL 793 100.0 100.0

VALID CASES 783 MISSING CASES 10

V278 Rs AGE IN YEARS

VALUE LABEL	VALUE	FREQUENCY	PERCENT	VALID PERCENT	CUM PERCENT
	18	11	1.4	1.4	1.4
	19	10	1.3	1.3	2.7
	20	12	1.5	1.5	4.2
	21	12	1.5	1.5	5.7
	22	11	1.4	1.4	7.1
	23	13	1.6	1.7	8.8
	24	17	2.1	2.2	11.0
	25	7	.9	.9	11.9
	26	22	2.8	2.8	14.7
	27	19	2.4	2.4	17.1
	28	15	1.9	1.9	19.0
	29	16	2.0	2.0	21.0
	30	20	2.5	2.6	23.6
	31	23	2.9	2.9	26.5
	32	15	1.9	1.9	28.4
	33	27	3.4	3.4	31.9
	34	22	2.8	2.8	34.7
	35	20	2.5	2.6	37.2
	36	21	2.6	2.7	39.9
	37	28	3.5	3.6	43.5
	38	16	2.0	2.0	45.5
	39	23	2.9	2.9	48.5
	40	15	1.9	1.9	50.4
	41	14	1.8	1.8	52.2
	42	18	2.3	2.3	54.5
	43	20	2.5	2.6	57.0
	44	13	1.6	1.7	58.7
	45	8	1.0	1.0	59.7
	46	9	1.1	1.1	60.8
	47	17	2.1	2.2	63.0
	48	14	1.8	1.8	64.8
	49	7	.9	.9	65.7
	50	10	1.3	1.3	67.0
	51	7	.9	.9	67.9
	52	6	.8	.8	68.6
	53	13	1.6	1.7	70.3
	54	9	1.1	1.1	71.4
	55	5	.6	.6	72.1
	56	9	1.1	1.1	73.2
	57	5	.6	.6	73.9
	58	8	1.0	1.0	74.9
	59	7	.9	.9	75.8
	60	14	1.8	1.8	77.6
	61	15	1.9	1.9	79.5
	62	8	1.0	1.0	80.5
	63	16	2.0	2.0	82.5
	64	12	1.5	1.5	84.1

V278 Rs AGE IN YEARS

65	14	1.8	1.8	85.8
66	8	1.0	1.0	86.9
67	4	.5	.5	87.4
68	5	.6	.6	88.0
69	13	1.6	1.7	89.7
70	14	1.8	1.8	91.5
71	6	.8	.8	92.2
72	10	1.3	1.3	93.5
73	11	1.4	1.4	94.9
74	4	.5	.5	95.4
75	2	.3	.3	95.7
76	8	1.0	1.0	96.7
77	5	.6	.6	97.3
78	1	.1	.1	97.4
79	2	.3	.3	97.7
80	3	.4	.4	98.1
81	3	.4	.4	98.5
82	1	.1	.1	98.6
83	4	.5	.5	99.1
84	4	.5	.5	99.6
86	2	.3	.3	99.9
88	1	.1	.1	100.0
99	9	1.1	MISSING	

TOTAL 793 100.0 100.0

VALID CASES 784 MISSING CASES 9

V279 MARITAL STATUS

VALUE LABEL	VALUE	FREQUENCY	PERCENT	VALID PERCENT	CUM PERCENT
MARRIED LIVING W SPU	1	375	47.3	47.8	47.8
LIVING WITH PARTNER	2	23	2.9	2.9	50.7
WIDOWED	3	90	11.3	11.5	62.2
DIVORCED	4	89	11.2	11.3	73.5
SEPARATED	5	19	2.4	2.4	75.9
NEVER MARRIED	6	189	23.8	24.1	100.0
NA	9	8	1.0	MISSING	
TOTAL		793	100.0	100.0	

VALID CASES 785 MISSING CASES 8

V280 HIGHEST GRADE OR YEAR OF COLLEGE

VALUE LABEL	VALUE	FREQUENCY	PERCENT	VALID PERCENT	CUM PERCENT
	3	4	.5	.5	.5
	4	4	.5	.5	1.0
	5	5	.6	.6	1.6
	6	8	1.0	1.0	2.7
	7	7	.9	.9	3.6
	8	31	3.9	3.9	7.5
	9	26	3.3	3.3	10.8
	10	39	4.9	4.9	15.7
	11	57	7.2	7.2	23.0
	12	258	32.5	32.7	55.7
	13	54	6.8	6.9	62.6
	14	121	15.3	15.4	77.9
	15	29	3.7	3.7	81.6
	16	84	10.6	10.7	92.3
	17	61	7.7	7.7	100.0
	0	1	.1	MISSING	
	99	4	.5	MISSING	
TOTAL		793	100.0	100.0	

VALID CASES 788 MISSING CASES 5

V281 HAVE HIGH SCHOOL DIPLOMA OR EQUIVALENCY

VALUE LABEL	VALUE	FREQUENCY	PERCENT	VALID PERCENT	CUM PERCENT
YES	1	319	40.2	65.5	65.5
NO	5	168	21.2	34.5	100.0
INAP	0	297	37.5	MISSING	
DK	8	1	.1	MISSING	
NA	9	8	1.0	MISSING	
TOTAL		793	100.0	100.0	

VALID CASES 487 MISSING CASES 306

Handwritten notes in a box:

- 12 232
- 12 33
- 13/5 26
- 16 11
- 17 8

There is a large closing parenthesis on the right side of the box, possibly indicating a total or a specific calculation related to the handwritten numbers.

V282 HIGHEST DEGREE EARNED

VALUE LABEL	VALUE	FREQUENCY	PERCENT	VALID PERCENT	CUM PERCENT
HS DIPLOMA	1	22	2.8	8.3	8.3
ASSOCIATE DEGREE	2	54	6.8	20.4	28.7
BACHELOR DEGREE	3	93	11.7	35.1	63.8
GRADUATE DEGREE	4	42	5.3	15.8	79.6
NONE	5	46	5.8	17.4	97.0
OTHER	7	8	1.0	3.0	100.0
INAP	0	496	62.5	MISSING	
DK	8	1	.1	MISSING	
NA	9	31	3.9	MISSING	
TOTAL		793	100.0	100.0	

VALID CASES 265 MISSING CASES 528

V283 FREE TIME ON WEEKDAYS

VALUE LABEL	VALUE	FREQUENCY	PERCENT	VALID PERCENT	CUM PERCENT
	1	82	10.3	10.7	10.7
	2	138	17.4	18.0	28.7
	3	156	19.7	20.3	49.0
	4	136	17.2	17.7	66.8
	5	76	9.6	9.9	76.7
	6	62	7.8	8.1	84.7
	7	13	1.6	1.7	86.4
	8	47	5.9	6.1	92.6
	9	5	.6	.7	93.2
	10	20	2.5	2.6	95.8
	12	15	1.9	2.0	97.8
	13	2	.3	.3	98.0
	14	3	.4	.4	98.4
	16	4	.5	.5	99.0
	18	1	.1	.1	99.1
	24	7	.9	.9	100.0
	0	15	1.9	MISSING	
	98	3	.4	MISSING	
	99	8	1.0	MISSING	
TOTAL		793	100.0	100.0	

VALID CASES 767 MISSING CASES 26

V284 PERSONAL WORTH-EQUAL WITH OTHERS

VALUE LABEL	VALUE	FREQUENCY	PERCENT	VALID PERCENT	CUM PERCENT
strongly agree	1	636	80.2	80.6	80.6
somewhat agree	2	137	17.3	17.4	98.0
somewhat disagree	3	13	1.6	1.6	99.6
strongly disagree	4	3	.4	.4	100.0
na	9	4	.5	MISSING	
TOTAL		793	100.0	100.0	

VALID CASES 789 MISSING CASES 4

V285 R FEELS NO GOOD AT ALL

VALUE LABEL	VALUE	FREQUENCY	PERCENT	VALID PERCENT	CUM PERCENT
strongly agree	1	36	4.5	4.7	4.7
somewhat agree	2	137	17.3	17.7	22.4
somewhat disagree	3	140	17.7	18.1	40.4
strongly disagree	4	461	58.1	59.6	100.0
dk	8	1	.1	MISSING	
na	9	18	2.3	MISSING	
TOTAL		793	100.0	100.0	

VALID CASES 774 MISSING CASES 19

V286 R FEELS ABLE TO DO AS WELL AS OTHERS

VALUE LABEL	VALUE	FREQUENCY	PERCENT	VALID PERCENT	CUM PERCENT
strongly agree	1	502	63.3	63.8	63.8
somewhat agree	2	237	29.9	30.1	93.9
somewhat disagree	3	33	4.2	4.2	98.1
strongly disagree	4	15	1.9	1.9	100.0
na	9	6	.8	MISSING	
TOTAL		793	100.0	100.0	

VALID CASES 787 MISSING CASES 6

V287 R FEELS ABLE TO DO WHAT HE OR SHE WANTS

VALUE LABEL	VALUE	FREQUENCY	PERCENT	VALID PERCENT	CUM PERCENT
strongly agree	1	515	64.9	65.5	65.5
somewhat agree	2	224	28.2	28.5	94.0
somewhat disagree	3	36	4.5	4.6	98.6
strongly disagree	4	11	1.4	1.4	100.0
na	9	7	.9	MISSING	
TOTAL		793	100.0	100.0	

VALID CASES 786 MISSING CASES 7

V288 R FEELS HE OR SHE IS A FAILURE

VALUE LABEL	VALUE	FREQUENCY	PERCENT	VALID PERCENT	CUM PERCENT
strongly agree	1	17	2.1	2.2	2.2
somewhat agree	2	43	5.4	5.5	7.7
somewhat disagree	3	104	13.1	13.4	21.2
strongly disagree	4	611	77.0	78.8	100.0
na	9	18	2.3	MISSING	
TOTAL		793	100.0	100.0	

VALID CASES 775 MISSING CASES 18

V289 R TAKES POSITIVE ATTITUDE TOWARD SELF

VALUE LABEL	VALUE	FREQUENCY	PERCENT	VALID PERCENT	CUM PERCENT
strongly agree	1	534	67.3	68.2	68.2
somewhat agree	2	213	26.9	27.2	95.4
somewhat disagree	3	27	3.4	3.4	98.9
strongly disagree	4	9	1.1	1.1	100.0
dk	8	1	.1	MISSING	
na	9	9	1.1	MISSING	
TOTAL		793	100.0	100.0	

VALID CASES 783 MISSING CASES 10

V290 CHECK:R READ SAB ALONE

VALUE LABEL	VALUE	FREQUENCY	PERCENT	VALID PERCENT	CUM PERCENT
	1	671	84.6	85.9	85.9
	2	110	13.9	14.1	100.0
	9	12	1.5	MISSING	
	TOTAL	793	100.0	100.0	

VALID CASES 781 MISSING CASES 12

V291 WORK STATUS:WORKING NOW

VALUE LABEL	VALUE	FREQUENCY	PERCENT	VALID PERCENT	CUM PERCENT
marked	1	450	56.7	56.7	56.7
not marked	5	343	43.3	43.3	100.0
	TOTAL	793	100.0	100.0	

VALID CASES 793 MISSING CASES 0

V292 WORK STATUS:LAID OFF OR ON MATERNITY LEA

VALUE LABEL	VALUE	FREQUENCY	PERCENT	VALID PERCENT	CUM PERCENT
marked	1	21	2.6	2.6	2.6
not marked	5	772	97.4	97.4	100.0
	TOTAL	793	100.0	100.0	

VALID CASES 793 MISSING CASES 0

V293 WORK STATUS:UNEMPLOYED

VALUE LABEL	VALUE	FREQUENCY	PERCENT	VALID PERCENT	CUM PERCENT
marked	1	59	7.4	7.4	7.4
not marked	5	733	92.4	92.6	100.0
	9	1	.1	MISSING	
	TOTAL	793	100.0	100.0	

VALID CASES 792 MISSING CASES 1

V294 WORK STATUS:RETIRED

VALUE LABEL	VALUE	FREQUENCY	PERCENT	VALID PERCENT	CUM PERCENT
marked	1	143	18.0	18.0	18.0
not marked	5	650	82.0	82.0	100.0
	TOTAL	793	100.0	100.0	

VALID CASES 793 MISSING CASES 0

V295 WORK STATUS:PERMANENTLY DISABLED

VALUE LABEL	VALUE	FREQUENCY	PERCENT	VALID PERCENT	CUM PERCENT
marked	1	33	4.2	4.2	4.2
not marked	5	760	95.8	95.8	100.0
	TOTAL	793	100.0	100.0	

VALID CASES 793 MISSING CASES 0

V296 WORK STATUS:HOMEMAKER

VALUE LABEL	VALUE	FREQUENCY	PERCENT	VALID PERCENT	CUM PERCENT
marked	1	209	26.4	26.4	26.4
not marked	5	584	73.6	73.6	100.0
TOTAL		793	100.0	100.0	

VALID CASES 793 MISSING CASES 0

V297 WORK STATUS:STUDENT

VALUE LABEL	VALUE	FREQUENCY	PERCENT	VALID PERCENT	CUM PERCENT
marked	1	59	7.4	7.4	7.4
not marked	5	734	92.6	92.6	100.0
TOTAL		793	100.0	100.0	

VALID CASES 793 MISSING CASES 0

V298 WORK STATUS:OTHER

VALUE LABEL	VALUE	FREQUENCY	PERCENT	VALID PERCENT	CUM PERCENT
marked	1	6	.8	.8	.8
not marked	5	787	99.2	99.2	100.0
TOTAL		793	100.0	100.0	

VALID CASES 793 MISSING CASES 0

V299 WORKING FOR PAY NOW

VALUE LABEL	VALUE	FREQUENCY	PERCENT	VALID PERCENT	CUM PERCENT
	1	47	5.9	13.4	13.4
	5	304	38.3	86.6	100.0
	0	374	47.2	MISSING	
	9	68	8.6	MISSING	
	TOTAL	793	100.0	100.0	

VALID CASES 351 MISSING CASES 442

V300 OCCUPATION ON MAIN JOB

VALUE LABEL	VALUE	FREQUENCY	PERCENT	VALID PERCENT	CUM PERCENT
	10	2	.3	.4	.4
	11	17	2.1	3.5	3.9
	12	3	.4	.6	4.5
	13	20	2.5	4.1	8.6
	14	2	.3	.4	9.1
	15	15	1.9	3.1	12.1
	16	28	3.5	5.8	17.9
	17	9	1.1	1.9	19.8
	18	3	.4	.6	20.4
	19	9	1.1	1.9	22.2
	20	36	4.5	7.4	29.6
	31	19	2.4	3.9	33.5
	40	25	3.2	5.1	38.7
	41	79	10.0	16.3	54.9
	45	22	2.8	4.5	59.5
	50	2	.3	.4	59.9
	51	46	5.8	9.5	69.3
	52	1	.1	.2	69.5
	61	9	1.1	1.9	71.4
	62	50	6.3	10.3	81.7
	70	11	1.4	2.3	84.0
	73	3	.4	.6	84.6
	75	75	9.5	15.4	100.0
	0	307	38.7	MISSING	
	TOTAL	793	100.0	100.0	

VALID CASES 486 MISSING CASES 307

V301 WORK FOR OTHER OR SELF-EMPLOYED

VALUE LABEL	VALUE	FREQUENCY	PERCENT	VALID PERCENT	CUM PERCENT
SOMEONE ELSE	1	422	53.2	87.0	87.0
SOMEONE ELSE AND SEL	2	24	3.0	4.9	92.0
SELF ONLY	3	39	4.9	8.0	100.0
INAP	0	306	38.6	MISSING	
NA	9	2	.3	MISSING	
		-----	-----	-----	
TOTAL		793	100.0	100.0	

VALID CASES 485 MISSING CASES 308

V302 EMPLOYED BY FED, STATE, OR LOCAL GOVT

VALUE LABEL	VALUE	FREQUENCY	PERCENT	VALID PERCENT	CUM PERCENT
YES	1	62	7.8	14.0	14.0
NO	5	381	48.0	86.0	100.0
INAP	0	345	43.5	MISSING	
NA	9	5	.6	MISSING	
		-----	-----	-----	
TOTAL		793	100.0	100.0	

VALID CASES 443 MISSING CASES 350

V303 HOURS ON MAIN JOB IN AVERAGE WEEK

VALUE LABEL	VALUE	FREQUENCY	PERCENT	VALID PERCENT	CUM PERCENT
	2	1	.1	.2	.2
	5	1	.1	.2	.4
	6	2	.3	.4	.8
	8	6	.8	1.3	2.1
	9	1	.1	.2	2.3
	10	1	.1	.2	2.5
	12	3	.4	.6	3.1
	15	5	.6	1.0	4.2
	16	4	.5	.8	5.0
	18	1	.1	.2	5.2
	20	15	1.9	3.1	8.4
	21	1	.1	.2	8.6
	22	1	.1	.2	8.8
	23	1	.1	.2	9.0
	24	7	.9	1.5	10.4
	25	9	1.1	1.9	12.3
	26	2	.3	.4	12.7
	28	2	.3	.4	13.2
	30	18	2.3	3.8	16.9
	31	1	.1	.2	17.1
	32	5	.6	1.0	18.2
	33	3	.4	.6	18.8
	34	1	.1	.2	19.0
	35	14	1.8	2.9	21.9
	36	2	.3	.4	22.3
	37	1	.1	.2	22.5
	38	9	1.1	1.9	24.4
	39	2	.3	.4	24.8
	40	177	22.3	37.0	61.8
	41	2	.3	.4	62.2
	42	5	.6	1.0	63.3
	43	5	.6	1.0	64.3
	44	4	.5	.8	65.1
	45	42	5.3	8.8	73.9
	46	2	.3	.4	74.3
	47	3	.4	.6	74.9
	48	14	1.8	2.9	77.9
	50	44	5.5	9.2	87.1
	52	3	.4	.6	87.7
	54	1	.1	.2	87.9
	55	14	1.8	2.9	90.8
	56	5	.6	1.0	91.9
	58	6	.8	1.3	93.1
	60	17	2.1	3.5	96.7
	65	4	.5	.8	97.5
	68	1	.1	.2	97.7
	70	5	.6	1.0	98.7

V303 HOURS ON MAIN JOB IN AVERAGE WEEK

75	1	.1	.2	99.0
80	4	.5	.8	99.8
94	1	.1	.2	100.0
0	306	38.6	MISSING	
999	8	1.0	MISSING	

TOTAL	793	100.0	100.0	

VALID CASES 479 MISSING CASES 314

V304 HOW HARD TO GET TIME OFF IN WORK DAY

VALUE LABEL	VALUE	FREQUENCY	PERCENT	VALID PERCENT	CUM PERCENT
NOT AT ALL HARD	1	224	28.2	46.2	46.2
NOT TOO HARD	2	125	15.8	25.8	72.0
SOMEWHAT HARD	3	83	10.5	17.1	89.1
VERY HARD	4	53	6.7	10.9	100.0
INAP	0	306	38.6	MISSING	
NA	9	2	.3	MISSING	

TOTAL	793	100.0	100.0		

VALID CASES 485 MISSING CASES 308

V305 JOB:WRITE LETTERS

VALUE LABEL	VALUE	FREQUENCY	PERCENT	VALID PERCENT	CUM PERCENT
OFTEN	1	92	11.6	18.9	18.9
SOMETIMES	2	93	11.7	19.1	38.1
RARELY	3	68	8.6	14.0	52.1
NEVER	4	233	29.4	47.9	100.0
INAP	0	306	38.6	MISSING	
NA	9	1	.1	MISSING	

TOTAL	793	100.0	100.0		

VALID CASES 486 MISSING CASES 307

V306 JOB:MAKE SPEECHES OR PRESENTATIONS

VALUE LABEL	VALUE	FREQUENCY	PERCENT	VALID PERCENT	CUM PERCENT
OFTEN	1	61	7.7	12.6	12.6
SOMETIMES	2	88	11.1	18.1	30.7
RARELY	3	72	9.1	14.8	45.6
NEVER	4	264	33.3	54.4	100.0
INAP	0	306	38.6	MISSING	
NA	9	2	.3	MISSING	
	TOTAL	793	100.0	100.0	

VALID CASES 485 MISSING CASES 308

V307 JOB:PHONE PEOPLE YOU DONT KNOW

VALUE LABEL	VALUE	FREQUENCY	PERCENT	VALID PERCENT	CUM PERCENT
OFTEN	1	183	23.1	37.7	37.7
SOMETIMES	2	111	14.0	22.9	60.6
RARELY	3	43	5.4	8.9	69.5
NEVER	4	148	18.7	30.5	100.0
INAP	0	306	38.6	MISSING	
NA	9	2	.3	MISSING	
	TOTAL	793	100.0	100.0	

VALID CASES 485 MISSING CASES 308

V308 JOB:CONTACT PUBLIC OFFICIALS

VALUE LABEL	VALUE	FREQUENCY	PERCENT	VALID PERCENT	CUM PERCENT
OFTEN	1	23	2.9	4.7	4.7
SOMETIMES	2	52	6.6	10.7	15.5
RARELY	3	85	10.7	17.5	33.0
NEVER	4	325	41.0	67.0	100.0
INAP	0	306	38.6	MISSING	
NA	9	2	.3	MISSING	
	TOTAL	793	100.0	100.0	

VALID CASES 485 MISSING CASES 308

V309 JOB:ORGANIZE CO-WORKERS

VALUE LABEL	VALUE	FREQUENCY	PERCENT	VALID PERCENT	CUM PERCENT
OFTEN	1	115	14.5	23.7	23.7
SOMETIMES	2	170	21.4	35.1	58.8
RARELY	3	58	7.3	12.0	70.7
NEVER	4	142	17.9	29.3	100.0
INAP	0	306	38.6	MISSING	
NA	9	2	.3	MISSING	
	TOTAL	793	100.0	100.0	

VALID CASES 485 MISSING CASES 308

V310 BELONG TO A LABOR UNION

VALUE LABEL	VALUE	FREQUENCY	PERCENT	VALID PERCENT	CUM PERCENT
	1	156	19.7	19.7	19.7
	5	634	79.9	80.3	100.0
	9	3	.4	MISSING	
	TOTAL	793	100.0	100.0	

VALID CASES 790 MISSING CASES 3

V311 FINANCIALLY BETTER OR WORSE OFF THAN YEA

VALUE LABEL	VALUE	FREQUENCY	PERCENT	VALID PERCENT	CUM PERCENT
MUCH BETTER	1	94	11.9	11.9	11.9
SOMEWHAT BETTER	2	295	37.2	37.4	49.3
SAME	3	279	35.2	35.4	84.7
SOMEWHAT WORSE	4	92	11.6	11.7	96.3
MUCH WORSE	5	29	3.7	3.7	100.0
DK	8	3	.4	MISSING	
NA	9	1	.1	MISSING	
	TOTAL	793	100.0	100.0	

VALID CASES 789 MISSING CASES 4

V312 TOTAL PRE-TAX FAMILY INCOME

VALUE LABEL	VALUE	FREQUENCY	PERCENT	VALID PERCENT	CUM PERCENT
LT 2,999	1	18	2.3	2.6	2.6
3,000 TO 4,999	2	33	4.2	4.9	7.5
5,000 TO 6,999	3	35	4.4	5.1	12.6
7,000 TO 8,999	4	21	2.6	3.1	15.7
9,000 TO 10,999	5	26	3.3	3.8	19.6
11,000 TO 12,999	6	23	2.9	3.4	22.9
13,000 TO 14,999	7	26	3.3	3.8	26.8
15,000 TO 16,999	8	26	3.3	3.8	30.6
17,000 TO 18,999	9	24	3.0	3.5	34.1
19,000 TO 20,999	10	26	3.3	3.8	37.9
21,000 TO 22,999	11	9	1.1	1.3	39.3
23,000 TO 24,999	12	19	2.4	2.8	42.1
25,000 TO 26,999	13	24	3.0	3.5	45.6
27,000 TO 28,999	14	12	1.5	1.8	47.4
29,000 TO 30,999	15	23	2.9	3.4	50.7
31,000 TO 34,999	16	31	3.9	4.6	55.3
35,000 TO 39,999	17	48	6.1	7.1	62.4
40,000 TO 44,999	18	45	5.7	6.6	69.0
45,000 TO 49,999	19	37	4.7	5.4	74.4
50,000 TO 59,999	20	53	6.7	7.8	82.2
60,000 TO 74,999	21	54	6.8	7.9	90.1
75,000 TO 89,999	22	21	2.6	3.1	93.2
90,000 AND OVER	23	46	5.8	6.8	100.0
DK	98	40	5.0	MISSING	
REFUSED	99	73	9.2	MISSING	
		-----	-----	-----	
	TOTAL	793	100.0	100.0	
VALID CASES	680	MISSING CASES	113		

V313 HOW SATISFIED WITH STANDARD OF LIVING

VALUE LABEL	VALUE	FREQUENCY	PERCENT	VALID PERCENT	CUM PERCENT
VERY SATISFIED	1	234	29.5	29.6	29.6
SOMEWHAT SATISFIED	2	383	48.3	48.5	78.1
VERY DISSATISFIED	4	112	14.1	14.2	92.3
	5	61	7.7	7.7	100.0
NA	9	3	.4	MISSING	
TOTAL		793	100.0	100.0	

VALID CASES 790 MISSING CASES 3

V314 RELIGION

VALUE LABEL	VALUE	FREQUENCY	PERCENT	VALID PERCENT	CUM PERCENT
PROTESTANT	1	370	46.7	46.8	46.8
CATHOLIC	2	270	34.0	34.1	80.9
JEWISH	3	11	1.4	1.4	82.3
NO PREFERENCE	5	99	12.5	12.5	94.8
OTHER	7	41	5.2	5.2	100.0
NA	9	2	.3	MISSING	
TOTAL		793	100.0	100.0	

VALID CASES 791 MISSING CASES 2

V315 DENOMINATION IF R IS PROTESTANT

VALUE LABEL	VALUE	FREQUENCY	PERCENT	VALID PERCENT	CUM PERCENT
	14	1	.1	.3	.3
	15	21	2.6	6.2	6.5
	18	124	15.6	36.4	42.8
	22	1	.1	.3	43.1
	28	42	5.3	12.3	55.4
	30	1	.1	.3	55.7
	32	2	.3	.6	56.3
	38	45	5.7	13.2	69.5
	41	1	.1	.3	69.8
	48	25	3.2	7.3	77.1
	50	12	1.5	3.5	80.6
	60	14	1.8	4.1	84.8
	61	43	5.4	12.6	97.4
	63	9	1.1	2.6	100.0
	0	423	53.3	MISSING	
	98	11	1.4	MISSING	
	99	18	2.3	MISSING	
TOTAL		793	100.0	100.0	

VALID CASES 341 MISSING CASES 452

V316 HOW OFTEN ATTEND RELIGIOUS SEVICES

VALUE LABEL	VALUE	FREQUENCY	PERCENT	VALID PERCENT	CUM PERCENT
EVERY WEEK	1	169	21.3	21.4	21.4
ALMOST EVERY WEEK	2	117	14.8	14.8	36.2
ONCE OR TWICE A MONT	3	113	14.2	14.3	50.6
FEW TIMES PER YEAR	4	224	28.2	28.4	79.0
NEVER	5	166	20.9	21.0	100.0
NA	9	4	.5	MISSING	
TOTAL		793	100.0	100.0	

VALID CASES 789 MISSING CASES 4

V317 CHURCH-SYNAGOGUE ENCOURAGE POLI PARTICIP

VALUE LABEL	VALUE	FREQUENCY	PERCENT	VALID PERCENT	CUM PERCENT
YES	1	243	30.6	62.8	62.8
NO	5	144	18.2	37.2	100.0
INAP	0	394	49.7	MISSING	
DK	8	6	.8	MISSING	
NA	9	6	.8	MISSING	
TOTAL		793	100.0	100.0	

VALID CASES 387 MISSING CASES 406

V318 HOW HAS HEALTH BEEN IN PAST 12 MONTHS

VALUE LABEL	VALUE	FREQUENCY	PERCENT	VALID PERCENT	CUM PERCENT
EXCELLENT	1	259	32.7	32.7	32.7
GOOD	2	304	38.3	38.3	71.0
FAIR	3	161	20.3	20.3	91.3
POOR	4	53	6.7	6.7	98.0
VERY POOR	5	16	2.0	2.0	100.0
TOTAL		793	100.0	100.0	

VALID CASES 793 MISSING CASES 0

V319 PAST 12 MONTHS:HEART TROUBLE

VALUE LABEL	VALUE	FREQUENCY	PERCENT	VALID PERCENT	CUM PERCENT
YES	1	147	18.5	18.5	18.5
NO	5	646	81.5	81.5	100.0
TOTAL		793	100.0	100.0	

VALID CASES 793 MISSING CASES 0

V320 PAST 12 MONTHS: BREATHING PROBLEMS

VALUE LABEL	VALUE	FREQUENCY	PERCENT	VALID PERCENT	CUM. PERCENT
YES	1	160	20.2	20.2	20.2
NO	5	633	79.8	79.8	100.0
TOTAL		793	100.0	100.0	

VALID CASES 793 MISSING CASES 0

V321 PAST 12 MONTHS: KIDNEY OR LIVER TROUBLE

VALUE LABEL	VALUE	FREQUENCY	PERCENT	VALID PERCENT	CUM. PERCENT
YES	1	52	6.6	6.6	6.6
NO	5	739	93.2	93.4	100.0
NA	9	2	.3	MISSING	
TOTAL		793	100.0	100.0	

VALID CASES 791 MISSING CASES 2

V322 PAST 12 MONTHS: ALLERGIES OR INFECTIONS

VALUE LABEL	VALUE	FREQUENCY	PERCENT	VALID PERCENT	CUM. PERCENT
YES	1	354	44.6	44.9	44.9
NO	5	435	54.9	55.1	100.0
NA	9	4	.5	MISSING	
TOTAL		793	100.0	100.0	

VALID CASES 789 MISSING CASES 4

V323 PAST 12 MONTHS:BAD HEADACHES OR MIGRAINE

VALUE LABEL	VALUE	FREQUENCY	PERCENT	VALID PERCENT	CUM PERCENT
YES	1	280	35.3	35.4	35.4
NO	5	511	64.4	64.6	100.0
NA	9	2	.3	MISSING	
TOTAL		793	100.0	100.0	

VALID CASES 791 MISSING CASES 2

V324 PAST 12 MONTHS:CANCER

VALUE LABEL	VALUE	FREQUENCY	PERCENT	VALID PERCENT	CUM PERCENT
YES	1	27	3.4	3.4	3.4
NO	5	763	96.2	96.6	100.0
NA	9	3	.4	MISSING	
TOTAL		793	100.0	100.0	

VALID CASES 790 MISSING CASES 3

V325 PAST 12 MONTHS:MISCARRIAGE

VALUE LABEL	VALUE	FREQUENCY	PERCENT	VALID PERCENT	CUM PERCENT
YES	1	14	1.8	1.8	1.8
NO	5	774	97.6	98.2	100.0
NA	9	5	.6	MISSING	
TOTAL		793	100.0	100.0	

VALID CASES 788 MISSING CASES 5

V326 PAST 12 MONTHS:CHILD BORN W DEFECT

VALUE LABEL	VALUE	FREQUENCY	PERCENT	VALID PERCENT	CUM PERCENT
YES	1	5	.6	.6	.6
NO	5	782	98.6	99.4	100.0
NA	9	6	.8	MISSING	
	TOTAL	793	100.0	100.0	

VALID CASES 787 MISSING CASES 6

V327 PAST 12 MONTHS:HAS ANYONE IN H-HOLD DIED

VALUE LABEL	VALUE	FREQUENCY	PERCENT	VALID PERCENT	CUM PERCENT
YES	1	13	1.6	1.6	1.6
NO	5	778	98.1	98.4	100.0
NA	9	2	.3	MISSING	
	TOTAL	793	100.0	100.0	

VALID CASES 791 MISSING CASES 2

V328 HOW MANY CHILDREN DOES R HAVE

VALUE LABEL	VALUE	FREQUENCY	PERCENT	VALID PERCENT	CUM PERCENT
	1	127	16.0	22.6	22.6
	2	171	21.6	30.4	52.9
	3	124	15.6	22.0	75.0
	4	74	9.3	13.1	88.1
	5	25	3.2	4.4	92.5
	6	14	1.8	2.5	95.0
	7	14	1.8	2.5	97.5
	8	7	.9	1.2	98.8
	9	2	.3	.4	99.1
	10	2	.3	.4	99.5
	12	1	.1	.2	99.6
	13	1	.1	.2	99.8
	19	1	.1	.2	100.0
	0	228	28.8	MISSING	
	99	2	.3	MISSING	
TOTAL		793	100.0	100.0	

VALID CASES 563 MISSING CASES 230

V329 CHILDREN 21 OR YOUNGER

VALUE LABEL	VALUE	FREQUENCY	PERCENT	VALID PERCENT	CUM PERCENT
	1	338	42.6	60.0	60.0
	5	225	28.4	40.0	100.0
	0	228	28.8	MISSING	
	9	2	.3	MISSING	
TOTAL		793	100.0	100.0	

VALID CASES 563 MISSING CASES 230

V330 1ST KID LE 21:AGE

VALUE LABEL	VALUE	FREQUENCY	PERCENT	VALID PERCENT	CUM PERCENT
	1	34	4.3	10.1	10.1
	2	21	2.6	6.2	16.3
	3	23	2.9	6.8	23.1
	4	22	2.8	6.5	29.6
	5	14	1.8	4.1	33.7
	6	19	2.4	5.6	39.3
	7	7	.9	2.1	41.4
	8	20	2.5	5.9	47.3
	9	7	.9	2.1	49.4
	10	16	2.0	4.7	54.1
	11	19	2.4	5.6	59.8
	12	9	1.1	2.7	62.4
	13	15	1.9	4.4	66.9
	14	7	.9	2.1	68.9
	15	16	2.0	4.7	73.7
	16	16	2.0	4.7	78.4
	17	23	2.9	6.8	85.2
	18	12	1.5	3.6	88.8
	19	13	1.6	3.8	92.6
	20	12	1.5	3.6	96.2
	21	13	1.6	3.8	100.0
	0	455	57.4	MISSING	
TOTAL		793	100.0	100.0	
VALID CASES	338	MISSING CASES	455		

V331 1ST KID LE 21:LIVE WITH R

VALUE LABEL	VALUE	FREQUENCY	PERCENT	VALID PERCENT	CUM PERCENT
YES	1	288	36.3	85.5	85.5
NO	5	49	6.2	14.5	100.0
INAP	0	455	57.4	MISSING	
NA	9	1	.1	MISSING	
TOTAL		793	100.0	100.0	
VALID CASES	337	MISSING CASES	456		

V332 2ND KID LE 21:AGE

VALUE LABEL	VALUE	FREQUENCY	PERCENT	VALID PERCENT	CUM PERCENT
	1	9	1.1	2.7	2.7
	2	9	1.1	2.7	5.3
	3	11	1.4	3.3	8.6
	4	11	1.4	3.3	11.8
	5	9	1.1	2.7	14.5
	6	15	1.9	4.4	18.9
	7	16	2.0	4.7	23.7
	8	10	1.3	3.0	26.6
	9	12	1.5	3.6	30.2
	10	12	1.5	3.6	33.7
	11	12	1.5	3.6	37.3
	12	18	2.3	5.3	42.6
	13	11	1.4	3.3	45.9
	14	12	1.5	3.6	49.4
	15	8	1.0	2.4	51.8
	16	6	.8	1.8	53.6
	17	10	1.3	3.0	56.5
	18	4	.5	1.2	57.7
	19	5	.6	1.5	59.2
	20	11	1.4	3.3	62.4
	21	4	.5	1.2	63.6
	97	123	15.5	36.4	100.0
	0	455	57.4	MISSING	
TOTAL		793	100.0	100.0	
VALID CASES	338	MISSING CASES	455		

V333 2ND KID LE 21:LIVE WITH R

VALUE LABEL	VALUE	FREQUENCY	PERCENT	VALID PERCENT	CUM PERCENT
YES	1	193	24.3	89.8	89.8
NO	5	22	2.8	10.2	100.0
INAP	0	578	72.9	MISSING	
TOTAL		793	100.0	100.0	
VALID CASES	215	MISSING CASES	578		

V334 3RD KID LE 21:AGE

VALUE LABEL	VALUE	FREQUENCY	PERCENT	VALID PERCENT	CUM PERCENT
	1	6	.8	2.8	2.8
	2	2	.3	.9	3.7
	3	4	.5	1.9	5.6
	4	5	.6	2.3	7.9
	5	4	.5	1.9	9.8
	6	3	.4	1.4	11.2
	7	5	.6	2.3	13.5
	8	5	.6	2.3	15.8
	9	4	.5	1.9	17.7
	10	3	.4	1.4	19.1
	11	2	.3	.9	20.0
	12	8	1.0	3.7	23.7
	13	6	.8	2.8	26.5
	14	4	.5	1.9	28.4
	15	7	.9	3.3	31.6
	16	4	.5	1.9	33.5
	17	7	.9	3.3	36.7
	18	4	.5	1.9	38.6
	19	2	.3	.9	39.5
	20	2	.3	.9	40.5
	21	3	.4	1.4	41.9
	97	125	15.8	58.1	100.0
	0	578	72.9	MISSING	
TOTAL		793	100.0	100.0	

VALID CASES 215 MISSING CASES 578

V335 3RD KID LE 21:LIVE WITH R

VALUE LABEL	VALUE	FREQUENCY	PERCENT	VALID PERCENT	CUM PERCENT
YES	1	80	10.1	88.9	88.9
NO	5	10	1.3	11.1	100.0
INAP	0	703	88.7	MISSING	
TOTAL		793	100.0	100.0	

VALID CASES 90 MISSING CASES 703

V336 4TH KID LE 21:AGE

VALUE LABEL	VALUE	FREQUENCY	PERCENT	VALID PERCENT	CUM PERCENT
	1	4	.5	4.4	4.4
	2	1	.1	1.1	5.6
	3	1	.1	1.1	6.7
	5	1	.1	1.1	7.8
	6	2	.3	2.2	10.0
	7	1	.1	1.1	11.1
	8	1	.1	1.1	12.2
	9	3	.4	3.3	15.6
	10	2	.3	2.2	17.8
	12	2	.3	2.2	20.0
	13	3	.4	3.3	23.3
	15	2	.3	2.2	25.6
	17	3	.4	3.3	28.9
	18	1	.1	1.1	30.0
	19	3	.4	3.3	33.3
	20	2	.3	2.2	35.6
	21	1	.1	1.1	36.7
	97	57	7.2	63.3	100.0
	0	703	88.7	MISSING	
TOTAL		793	100.0	100.0	
VALID CASES	90	MISSING CASES	703		

V337 4TH KID LE 21:LIVE WITH R

VALUE LABEL	VALUE	FREQUENCY	PERCENT	VALID PERCENT	CUM PERCENT
YES	1	27	3.4	81.8	81.8
NO	5	6	.8	18.2	100.0
INAP	0	760	95.8	MISSING	
TOTAL		793	100.0	100.0	
VALID CASES	33	MISSING CASES	760		

V338 5TH KID LE 21:AGE

VALUE LABEL	VALUE	FREQUENCY	PERCENT	VALID PERCENT	CUM PERCENT
	2	2	.3	6.1	6.1
	6	1	.1	3.0	9.1
	9	1	.1	3.0	12.1
	10	1	.1	3.0	15.2
	18	1	.1	3.0	18.2
	20	1	.1	3.0	21.2
	97	26	3.3	78.8	100.0
	0	760	95.8	MISSING	
TOTAL		793	100.0	100.0	

VALID CASES 33 MISSING CASES 760

V339 5TH KID LE 21:LIVE WITH R

VALUE LABEL	VALUE	FREQUENCY	PERCENT	VALID PERCENT	CUM PERCENT
YES	1	6	.8	85.7	85.7
NO	5	1	.1	14.3	100.0
INAP	0	786	99.1	MISSING	
TOTAL		793	100.0	100.0	

VALID CASES 7 MISSING CASES 786

V340 6TH KID LE 21:AGE

VALUE LABEL	VALUE	FREQUENCY	PERCENT	VALID PERCENT	CUM PERCENT
	1	1	.1	14.3	14.3
	12	1	.1	14.3	28.6
	19	1	.1	14.3	42.9
	97	4	.5	57.1	100.0
	0	786	99.1	MISSING	
TOTAL		793	100.0	100.0	

VALID CASES 7 MISSING CASES 786

V341 6TH KID LE 21:LIVE WITH R

VALUE LABEL	VALUE	FREQUENCY	PERCENT	VALID PERCENT	CUM PERCENT
YES	1	2	.3	66.7	66.7
NO	5	1	.1	33.3	100.0
INAP	0	790	99.6	MISSING	
TOTAL		793	100.0	100.0	

VALID CASES 3 MISSING CASES 790

V342 7TH KID LE 21:AGE

VALUE LABEL	VALUE	FREQUENCY	PERCENT	VALID PERCENT	CUM PERCENT
	13	1	.1	33.3	33.3
	97	2	.3	66.7	100.0
	0	790	99.6	MISSING	
TOTAL		793	100.0	100.0	

VALID CASES 3 MISSING CASES 790

V343 7TH KID LE 21:LIVE WITH R

VALUE LABEL	VALUE	FREQUENCY	PERCENT	VALID PERCENT	CUM PERCENT
YES	1	1	.1	100.0	100.0
INAP	0	792	99.9	MISSING	
TOTAL		793	100.0	100.0	

VALID CASES 1 MISSING CASES 792

V344 8TH KID LE 21:AGE

VALUE LABEL	VALUE	FREQUENCY	PERCENT	VALID PERCENT	CUM PERCENT
	14	1	.1	100.0	100.0
	0	792	99.9	MISSING	
	TOTAL	793	100.0	100.0	

VALID CASES 1 MISSING CASES 792

V345 8TH KID LE 21:LIVE WITH R

VALUE LABEL	VALUE	FREQUENCY	PERCENT	VALID PERCENT	CUM PERCENT
YES	1	1	.1	100.0	100.0
INAP	0	792	99.9	MISSING	
	TOTAL	793	100.0	100.0	

VALID CASES 1 MISSING CASES 792

V346 IWER CHECK:NO CHILDREN LE 12

VALUE LABEL	VALUE	FREQUENCY	PERCENT	VALID PERCENT	CUM PERCENT
R HAS NO KIDS LT 12	1	104	13.1	31.0	31.0
ALL OTHERS	2	232	29.3	69.0	100.0
INAP	0	455	57.4	MISSING	
	9	2	.3	MISSING	
	TOTAL	793	100.0	100.0	

VALID CASES 336 MISSING CASES 457

V347 HARD TO GET CHILD CARE TO GO TO MEETING

VALUE LABEL	VALUE	FREQUENCY	PERCENT	VALID PERCENT	CUM PERCENT
VERY DIFFICULT	1	16	2.0	6.9	6.9
SOMEWHAT DIFFICULT	2	39	4.9	16.9	23.8
NOT VERY DIFFICULT	3	57	7.2	24.7	48.5
NOT AT ALL DIFFICULT	4	119	15.0	51.5	100.0
INAP	0	559	70.5	MISSING	
NA	9	3	.4	MISSING	
TOTAL		793	100.0	100.0	

VALID CASES 231 MISSING CASES 562

V348 R HAVE USE OF WORKING CAR

VALUE LABEL	VALUE	FREQUENCY	PERCENT	VALID PERCENT	CUM PERCENT
YES	1	665	83.9	84.0	84.0
NO	5	127	16.0	16.0	100.0
NA	9	1	.1	MISSING	
TOTAL		793	100.0	100.0	

VALID CASES 792 MISSING CASES 1

V349 HOW EASY TO GET PUBLIC TRANSPORTATION

VALUE LABEL	VALUE	FREQUENCY	PERCENT	VALID PERCENT	CUM PERCENT
VERY	1	34	4.3	26.8	26.8
SOMEWHAT	2	51	6.4	40.2	66.9
NOT VERY	3	19	2.4	15.0	81.9
NEVER USES	4	15	1.9	11.8	93.7
NOT AVAILABLE	5	8	1.0	6.3	100.0
INAP	0	665	83.9	MISSING	
NA	9	1	.1	MISSING	
TOTAL		793	100.0	100.0	

VALID CASES 127 MISSING CASES 666

V350 EXACT TIME NOW

VALUE LABEL	VALUE	FREQUENCY	PERCENT	VALID PERCENT	CUM PERCENT
	852	1	.1	.1	.1
	855	1	.1	.1	.3
	910	1	.1	.1	.4
	935	1	.1	.1	.5
	945	1	.1	.1	.6
	950	1	.1	.1	.8
	956	1	.1	.1	.9
	1001	1	.1	.1	1.0
	1005	1	.1	.1	1.1
	1007	1	.1	.1	1.3
	1010	1	.1	.1	1.4
	1020	1	.1	.1	1.5
	1030	1	.1	.1	1.6
	1032	1	.1	.1	1.8
	1035	2	.3	.3	2.0
	1040	1	.1	.1	2.1
	1044	1	.1	.1	2.3
	1045	2	.3	.3	2.5
	1048	1	.1	.1	2.7
	1049	1	.1	.1	2.8
	1050	1	.1	.1	2.9
	1055	3	.4	.4	3.3
	1100	4	.5	.5	3.8
	1102	1	.1	.1	3.9
	1105	2	.3	.3	4.2
	1111	1	.1	.1	4.3
	1112	1	.1	.1	4.4
	1113	1	.1	.1	4.6
	1115	1	.1	.1	4.7
	1122	1	.1	.1	4.8
	1126	2	.3	.3	5.1
	1127	1	.1	.1	5.2
	1130	4	.5	.5	5.7
	1135	2	.3	.3	5.9
	1140	1	.1	.1	6.1
	1145	2	.3	.3	6.3
	1147	1	.1	.1	6.4
	1148	1	.1	.1	6.6
	1150	1	.1	.1	6.7
	1154	1	.1	.1	6.8
	1155	4	.5	.5	7.3
	1200	3	.4	.4	7.7
	1202	1	.1	.1	7.8
	1205	3	.4	.4	8.2
	1207	1	.1	.1	8.3
	1210	3	.4	.4	8.7
	1211	1	.1	.1	8.8

V350 EXACT TIME NOW

1212	1	.1	.1	9.0
1215	1	.1	.1	9.1
1216	2	.3	.3	9.4
1219	1	.1	.1	9.5
1220	5	.6	.6	10.1
1222	1	.1	.1	10.2
1225	3	.4	.4	10.6
1226	1	.1	.1	10.7
1228	1	.1	.1	10.9
1230	6	.8	.8	11.6
1232	2	.3	.3	11.9
1235	1	.1	.1	12.0
1240	2	.3	.3	12.3
1244	1	.1	.1	12.4
1245	5	.6	.6	13.0
1246	1	.1	.1	13.1
1247	1	.1	.1	13.3
1250	6	.8	.8	14.0
1252	1	.1	.1	14.2
1254	1	.1	.1	14.3
1255	3	.4	.4	14.7
1256	1	.1	.1	14.8
1257	1	.1	.1	14.9
1258	1	.1	.1	15.0
1300	2	.3	.3	15.3
1301	1	.1	.1	15.4
1302	1	.1	.1	15.5
1303	1	.1	.1	15.7
1305	3	.4	.4	16.1
1306	1	.1	.1	16.2
1310	1	.1	.1	16.3
1311	1	.1	.1	16.4
1315	3	.4	.4	16.8
1316	1	.1	.1	16.9
1318	1	.1	.1	17.1
1320	2	.3	.3	17.3
1321	1	.1	.1	17.4
1324	1	.1	.1	17.6
1325	3	.4	.4	18.0
1326	1	.1	.1	18.1
1327	3	.4	.4	18.5
1330	4	.5	.5	19.0
1335	4	.5	.5	19.5
1337	1	.1	.1	19.6
1338	1	.1	.1	19.7
1340	5	.6	.6	20.4
1341	1	.1	.1	20.5
1342	1	.1	.1	20.6
1344	2	.3	.3	20.9
1345	6	.8	.8	21.6
1348	1	.1	.1	21.7

V350 EXACT TIME NOW

1349	2	.3	.3	22.0
1350	6	.8	.8	22.8
1351	1	.1	.1	22.9
1353	1	.1	.1	23.0
1355	2	.3	.3	23.3
1359	1	.1	.1	23.4
1400	6	.8	.8	24.1
1403	1	.1	.1	24.3
1404	1	.1	.1	24.4
1405	4	.5	.5	24.9
1407	2	.3	.3	25.2
1408	1	.1	.1	25.3
1410	5	.6	.6	25.9
1412	1	.1	.1	26.0
1414	1	.1	.1	26.2
1415	3	.4	.4	26.5
1418	2	.3	.3	26.8
1420	6	.8	.8	27.6
1422	1	.1	.1	27.7
1424	1	.1	.1	27.8
1425	5	.6	.6	28.4
1426	1	.1	.1	28.6
1428	1	.1	.1	28.7
1429	2	.3	.3	29.0
1430	3	.4	.4	29.3
1433	2	.3	.3	29.6
1434	1	.1	.1	29.7
1435	3	.4	.4	30.1
1437	1	.1	.1	30.2
1438	1	.1	.1	30.3
1440	9	1.1	1.1	31.5
1441	1	.1	.1	31.6
1445	5	.6	.6	32.2
1446	1	.1	.1	32.4
1447	2	.3	.3	32.6
1450	4	.5	.5	33.1
1453	2	.3	.3	33.4
1455	5	.6	.6	34.0
1459	2	.3	.3	34.3
1500	5	.6	.6	34.9
1502	1	.1	.1	35.0
1505	4	.5	.5	35.5
1506	1	.1	.1	35.7
1508	1	.1	.1	35.8
1509	3	.4	.4	36.2
1510	4	.5	.5	36.7
1512	1	.1	.1	36.8
1515	8	1.0	1.0	37.8
1516	1	.1	.1	37.9
1517	2	.3	.3	38.2
1520	11	1.4	1.4	39.6

V350 EXACT TIME NOW

1521	2	.3	.3	39.8
1522	1	.1	.1	39.9
1523	1	.1	.1	40.1
1525	1	.1	.1	40.2
1526	2	.3	.3	40.5
1527	1	.1	.1	40.6
1528	2	.3	.3	40.8
1529	1	.1	.1	41.0
1530	4	.5	.5	41.5
1532	1	.1	.1	41.6
1533	1	.1	.1	41.7
1535	6	.8	.8	42.5
1540	5	.6	.6	43.1
1541	1	.1	.1	43.2
1544	1	.1	.1	43.4
1545	3	.4	.4	43.7
1550	2	.3	.3	44.0
1551	1	.1	.1	44.1
1552	1	.1	.1	44.2
1553	1	.1	.1	44.4
1554	1	.1	.1	44.5
1555	2	.3	.3	44.8
1556	1	.1	.1	44.9
1558	1	.1	.1	45.0
1600	4	.5	.5	45.5
1602	1	.1	.1	45.6
1605	1	.1	.1	45.8
1607	1	.1	.1	45.9
1608	1	.1	.1	46.0
1610	7	.9	.9	46.9
1612	1	.1	.1	47.0
1615	6	.8	.8	47.8
1616	1	.1	.1	47.9
1617	1	.1	.1	48.0
1618	2	.3	.3	48.3
1620	4	.5	.5	48.8
1621	1	.1	.1	48.9
1622	3	.4	.4	49.3
1623	1	.1	.1	49.4
1625	4	.5	.5	49.9
1626	1	.1	.1	50.1
1627	1	.1	.1	50.2
1630	6	.8	.8	50.9
1631	2	.3	.3	51.2
1632	1	.1	.1	51.3
1635	2	.3	.3	51.6
1638	1	.1	.1	51.7
1640	3	.4	.4	52.1
1641	2	.3	.3	52.3
1642	2	.3	.3	52.6
1644	2	.3	.3	52.8

V350 EXACT TIME NOW

1645	6	.8	.8	53.6
1646	1	.1	.1	53.7
1648	1	.1	.1	53.9
1649	1	.1	.1	54.0
1650	5	.6	.6	54.6
1653	1	.1	.1	54.7
1657	1	.1	.1	54.9
1658	1	.1	.1	55.0
1659	2	.3	.3	55.2
1700	7	.9	.9	56.1
1704	1	.1	.1	56.3
1705	4	.5	.5	56.8
1706	1	.1	.1	56.9
1707	1	.1	.1	57.0
1710	2	.3	.3	57.3
1715	6	.8	.8	58.0
1716	1	.1	.1	58.2
1717	2	.3	.3	58.4
1720	4	.5	.5	58.9
1723	2	.3	.3	59.2
1725	2	.3	.3	59.4
1727	1	.1	.1	59.5
1730	5	.6	.6	60.2
1735	5	.6	.6	60.8
1737	1	.1	.1	60.9
1740	4	.5	.5	61.4
1741	1	.1	.1	61.6
1745	2	.3	.3	61.8
1747	1	.1	.1	61.9
1748	2	.3	.3	62.2
1749	1	.1	.1	62.3
1750	2	.3	.3	62.6
1751	1	.1	.1	62.7
1755	4	.5	.5	63.2
1800	6	.8	.8	64.0
1802	2	.3	.3	64.2
1805	5	.6	.6	64.9
1806	1	.1	.1	65.0
1807	1	.1	.1	65.1
1808	1	.1	.1	65.2
1810	9	1.1	1.1	66.4
1812	1	.1	.1	66.5
1814	1	.1	.1	66.6
1815	5	.6	.6	67.3
1817	1	.1	.1	67.4
1818	2	.3	.3	67.6
1820	5	.6	.6	68.3
1821	1	.1	.1	68.4
1822	1	.1	.1	68.5
1824	2	.3	.3	68.8
1825	1	.1	.1	68.9

V350 EXACT TIME NOW

1826	1	.1	.1	69.0
1829	1	.1	.1	69.2
1830	9	1.1	1.1	70.3
1831	1	.1	.1	70.4
1832	1	.1	.1	70.5
1833	2	.3	.3	70.8
1835	4	.5	.5	71.3
1837	1	.1	.1	71.4
1840	9	1.1	1.1	72.6
1841	1	.1	.1	72.7
1842	2	.3	.3	72.9
1844	1	.1	.1	73.1
1845	7	.9	.9	74.0
1847	1	.1	.1	74.1
1848	1	.1	.1	74.2
1850	3	.4	.4	74.6
1854	1	.1	.1	74.7
1855	5	.6	.6	75.3
1856	1	.1	.1	75.5
1859	1	.1	.1	75.6
1900	5	.6	.6	76.2
1901	2	.3	.3	76.5
1902	1	.1	.1	76.6
1903	1	.1	.1	76.7
1904	1	.1	.1	76.9
1905	4	.5	.5	77.4
1907	4	.5	.5	77.9
1910	5	.6	.6	78.5
1912	1	.1	.1	78.6
1915	6	.8	.8	79.4
1916	1	.1	.1	79.5
1919	1	.1	.1	79.6
1920	3	.4	.4	80.0
1921	1	.1	.1	80.2
1922	1	.1	.1	80.3
1925	3	.4	.4	80.7
1929	2	.3	.3	80.9
1930	12	1.5	1.5	82.4
1934	1	.1	.1	82.6
1935	5	.6	.6	83.2
1936	1	.1	.1	83.3
1938	2	.3	.3	83.6
1940	7	.9	.9	84.5
1942	1	.1	.1	84.6
1944	1	.1	.1	84.7
1945	5	.6	.6	85.3
1946	3	.4	.4	85.7
1948	1	.1	.1	85.8
1950	5	.6	.6	86.5
1951	3	.4	.4	86.9
1953	1	.1	.1	87.0

V350 EXACT TIME NOW

1955	7	.9	.9	87.9
1956	1	.1	.1	88.0
2000	11	1.4	1.4	89.4
2001	1	.1	.1	89.5
2002	1	.1	.1	89.6
2003	2	.3	.3	89.9
2004	1	.1	.1	90.0
2005	4	.5	.5	90.5
2007	1	.1	.1	90.6
2008	2	.3	.3	90.9
2010	4	.5	.5	91.4
2011	1	.1	.1	91.5
2012	2	.3	.3	91.8
2013	1	.1	.1	91.9
2014	1	.1	.1	92.0
2015	3	.4	.4	92.4
2016	1	.1	.1	92.5
2020	2	.3	.3	92.8
2025	3	.4	.4	93.2
2027	1	.1	.1	93.3
2028	1	.1	.1	93.4
2029	1	.1	.1	93.6
2030	8	1.0	1.0	94.6
2033	3	.4	.4	94.9
2035	2	.3	.3	95.2
2040	2	.3	.3	95.4
2042	2	.3	.3	95.7
2043	1	.1	.1	95.8
2045	6	.8	.8	96.6
2047	1	.1	.1	96.7
2050	3	.4	.4	97.1
2051	1	.1	.1	97.2
2054	1	.1	.1	97.3
2055	2	.3	.3	97.6
2100	4	.5	.5	98.1
2105	2	.3	.3	98.4
2106	1	.1	.1	98.5
2107	1	.1	.1	98.6
2110	1	.1	.1	98.7
2115	1	.1	.1	98.9
2120	1	.1	.1	99.0
2130	2	.3	.3	99.2
2132	2	.3	.3	99.5
2134	1	.1	.1	99.6
2141	1	.1	.1	99.7
2150	1	.1	.1	99.9
2154	1	.1	.1	100.0
9999	2	.3	MISSING	
TOTAL	793	100.0	100.0	

VALID CASES 791 MISSING CASES 2

V351 IWER OBSERVATION:Rs SEX

VALUE LABEL	VALUE	FREQUENCY	PERCENT	VALID PERCENT	CUM PERCENT
FEMALE	1	482	60.8	60.9	60.9
	5	309	39.0	39.1	100.0
NA	9	2	.3	MISSING	
	TOTAL	793	100.0	100.0	

VALID CASES 791 MISSING CASES 2

V352 IWER OBSERVATION:Rs RACE

VALUE LABEL	VALUE	FREQUENCY	PERCENT	VALID PERCENT	CUM PERCENT
WHITE	1	581	73.3	73.5	73.5
BLACK	2	186	23.5	23.5	97.0
OTHER	7	24	3.0	3.0	100.0
NA	9	2	.3	MISSING	
	TOTAL	793	100.0	100.0	

VALID CASES 791 MISSING CASES 2

V353 SPOUSE OR KID GE 18 PRESENT DURING IW

VALUE LABEL	VALUE	FREQUENCY	PERCENT	VALID PERCENT	CUM PERCENT
YES, MOST OF IW	1	71	9.0	9.0	9.0
YES, HALF OF IW	2	22	2.8	2.8	11.8
YES, INFREQUENT	3	74	9.3	9.4	21.2
NO	5	622	78.4	78.8	100.0
NA	9	4	.5	MISSING	
	TOTAL	793	100.0	100.0	

VALID CASES 789 MISSING CASES 4

V354 HOW MUCH INFLUENCE BY ADULT IN V353

VALUE LABEL	VALUE	FREQUENCY	PERCENT	VALID PERCENT	CUM PERCENT
CORRECTED ANSWERED I LISTENED, NOT INTERF	1	23	2.9	15.0	15.0
PAID LITTLE ATTENTIO	2	54	6.8	35.3	50.3
NO INFLUENCE	3	17	2.1	11.1	61.4
INAP	4	59	7.4	38.6	100.0
NA	0	622	78.4	MISSING	
	9	18	2.3	MISSING	
		-----	-----		
	TOTAL	793	100.0	100.0	

VALID CASES 153 MISSING CASES 640

V355 WHO ELSE PRESENT DURING THE IW

VALUE LABEL	VALUE	FREQUENCY	PERCENT	VALID PERCENT	CUM PERCENT
NO ONE	1	579	73.0	73.3	73.3
OTHER ADULTS	2	66	8.3	8.4	81.6
OTHER ADULTS AND KID	3	30	3.8	3.8	85.4
CHILDREN LT 18	4	115	14.5	14.6	100.0
NA	9	3	.4	MISSING	
		-----	-----		
	TOTAL	793	100.0	100.0	

VALID CASES 790 MISSING CASES 3

V356 DISTRACTION BY THOSE IN V355

VALUE LABEL	VALUE	FREQUENCY	PERCENT	VALID PERCENT	CUM PERCENT
CONSTANT	1	12	1.5	5.7	5.7
SOME	2	50	6.3	23.9	29.7
LITTLE	3	77	9.7	36.8	66.5
NONE	4	70	8.8	33.5	100.0
INAP	0	579	73.0	MISSING	
DK; PHONE IW	8	1	.1	MISSING	
NA	9	4	.5	MISSING	
TOTAL		793	100.0	100.0	

VALID CASES 209 MISSING CASES 584

V357 Rs GENERAL UNDERSTANDING OF QUESTIONS

VALUE LABEL	VALUE	FREQUENCY	PERCENT	VALID PERCENT	CUM PERCENT
EXCELLENT	1	356	44.9	45.5	45.5
GOOD	2	272	34.3	34.7	80.2
FAIR	3	116	14.6	14.8	95.0
POOR	4	39	4.9	5.0	100.0
NA	9	10	1.3	MISSING	
TOTAL		793	100.0	100.0	

VALID CASES 783 MISSING CASES 10

V358 HOW WAS Rs COOPERATION

VALUE LABEL	VALUE	FREQUENCY	PERCENT	VALID PERCENT	CUM PERCENT
EXCELLENT	1	523	66.0	66.9	66.9
GOOD	2	214	27.0	27.4	94.2
FAIR	3	39	4.9	5.0	99.2
POOR	4	6	.8	.8	100.0
NA	9	11	1.4	MISSING	
TOTAL		793	100.0	100.0	

VALID CASES 782 MISSING CASES 11

V359 HOW SINCERE DID R SEEM

VALUE LABEL	VALUE	FREQUENCY	PERCENT	VALID PERCENT	CUM PERCENT
COMPLETELY SINCERE	1	730	92.1	92.4	92.4
USUALLY SINCERE	2	53	6.7	6.7	99.1
OFTEN SEEMED INSINCE	3	7	.9	.9	100.0
NA	9	3	.4	MISSING	
TOTAL		793	100.0	100.0	

VALID CASES 790 MISSING CASES 3

V360 ANY PARTS WHERE R SEEMED NOT SINCERE

VALUE LABEL	VALUE	FREQUENCY	PERCENT	VALID PERCENT	CUM PERCENT
PARTS NOTED	1	54	6.8	90.0	90.0
PARTS NOT NOTED	5	6	.8	10.0	100.0
INAP	0	730	92.1	MISSING	
NA	9	3	.4	MISSING	
TOTAL		793	100.0	100.0	

VALID CASES 60 MISSING CASES 733

V361 DID R HAVE DIFFICULTY READING SAB-RB

VALUE LABEL	VALUE	FREQUENCY	PERCENT	VALID PERCENT	CUM PERCENT
NONE	1	584	73.6	76.3	76.3
A LITTLE	2	68	8.6	8.9	85.2
SOME	3	55	6.9	7.2	92.4
A LOT	4	20	2.5	2.6	95.0
COULD NOT AT ALL	5	38	4.8	5.0	100.0
NA; PHONE IW	9	28	3.5	MISSING	
TOTAL		793	100.0	100.0	

VALID CASES 765 MISSING CASES 28

V362 IWER RATING:Rs HEALTH

VALUE LABEL	VALUE	FREQUENCY	PERCENT	VALID PERCENT	CUM PERCENT
EXCELLENT	1	311	39.2	39.8	39.8
GOOD	2	332	41.9	42.5	82.2
FAIR	3	115	14.5	14.7	96.9
POOR	4	23	2.9	2.9	99.9
GRAVELY OR TERMINALL	5	1	.1	.1	100.0
DK	8	1	.1	MISSING	
NA	9	10	1.3	MISSING	
TOTAL		793	100.0	100.0	

VALID CASES 782 MISSING CASES 11

V363 IWER RATING:Rs COMFORT DEALING W OTHERS

VALUE LABEL	VALUE	FREQUENCY	PERCENT	VALID PERCENT	CUM PERCENT
NOT AT ALL	1	9	1.1	1.1	1.1
SLIGHTLY	2	28	3.5	3.5	4.7
SOMEWHAT	3	122	15.4	15.4	20.1
FAIRLY	4	266	33.5	33.7	53.8
VERY	5	365	46.0	46.2	100.0
NA	9	3	.4	MISSING	
TOTAL		793	100.0	100.0	

VALID CASES 790 MISSING CASES 3

V364 IWER RATING:Rs SELF-CONFIDENCE

VALUE LABEL	VALUE	FREQUENCY	PERCENT	VALID PERCENT	CUM PERCENT
VERY	1	290	36.6	36.7	36.7
QUITE	2	308	38.8	39.0	75.7
SOME	3	152	19.2	19.2	94.9
A LITTLE	4	29	3.7	3.7	98.6
NOT	5	11	1.4	1.4	100.0
NA	9	3	.4	MISSING	
TOTAL		793	100.0	100.0	

VALID CASES 790 MISSING CASES 3

V365 TYPE STRUCTURE IN WHICH R LIVES

VALUE LABEL	VALUE	FREQUENCY	PERCENT	VALID PERCENT	CUM PERCENT
	1	25	3.2	3.2	3.2
	2	568	71.6	72.6	75.8
	3	62	7.8	7.9	83.8
	4	9	1.1	1.2	84.9
	5	47	5.9	6.0	90.9
	6	20	2.5	2.6	93.5
	7	41	5.2	5.2	98.7
	8	1	.1	.1	98.8
	97	9	1.1	1.2	100.0
	99	11	1.4	MISSING	
	TOTAL	793	100.0	100.0	

VALID CASES 782 MISSING CASES 11

V367 NUMBER OF STORIES IN STRUCTURE

VALUE LABEL	VALUE	FREQUENCY	PERCENT	VALID PERCENT	CUM PERCENT
ONE	1	323	40.7	41.0	41.0
ONE AND ONE-HALF	2	73	9.2	9.3	50.3
TWO	3	339	42.7	43.0	93.3
TWO AND ONE-HALF	4	4	.5	.5	93.8
THREE	5	6	.8	.8	94.5
MORE THAN THREE	6	43	5.4	5.5	100.0
NA	9	5	.6	MISSING	
	TOTAL	793	100.0	100.0	

VALID CASES 788 MISSING CASES 5

V368 HOW FAR TO NEAREST STRUCTURE

VALUE LABEL	VALUE	FREQUENCY	PERCENT	VALID PERCENT	CUM PERCENT
LT 15 FEET	1	274	34.6	34.9	34.9
15 TO 29 FEET	2	379	47.8	48.3	83.3
30 TO 40 FEET	3	71	9.0	9.1	92.3
50 TO 99 FEET	4	46	5.8	5.9	98.2
MORE THAN 100 FEET	5	14	1.8	1.8	100.0
NA	9	9	1.1	MISSING	
TOTAL		793	100.0	100.0	

VALID CASES 784 MISSING CASES 9

V369 NEIGHBORHOOD:VACANT LAND

VALUE LABEL	VALUE	FREQUENCY	PERCENT	VALID PERCENT	CUM PERCENT
MARKED	1	161	20.3	100.0	100.0
NOT MARKED	0	628	79.2	MISSING	
NA	9	4	.5	MISSING	
TOTAL		793	100.0	100.0	

VALID CASES 161 MISSING CASES 632

V370 NEIGHBORHOOD:TRAILER

VALUE LABEL	VALUE	FREQUENCY	PERCENT	VALID PERCENT	CUM PERCENT
MARKED	1	28	3.5	100.0	100.0
NOT MARKED	0	761	96.0	MISSING	
NA	9	4	.5	MISSING	
TOTAL		793	100.0	100.0	

VALID CASES 28 MISSING CASES 765

V371 NEIGHBORHOOD:DETACHED 1 FAMILY HOME

VALUE LABEL	VALUE	FREQUENCY	PERCENT	VALID PERCENT	CUM PERCENT
MARKED	1	668	84.2	100.0	100.0
NOT MARKED	0	121	15.3	MISSING	
NA	9	4	.5	MISSING	
	TOTAL	793	100.0	100.0	

VALID CASES 668 MISSING CASES 125

V372 NEIGHBORHOOD:DUPLEX-TWO FAMILY HOME

VALUE LABEL	VALUE	FREQUENCY	PERCENT	VALID PERCENT	CUM PERCENT
MARKED	1	167	21.1	100.0	100.0
NOT MARKED	0	622	78.4	MISSING	
NA	9	4	.5	MISSING	
	TOTAL	793	100.0	100.0	

VALID CASES 167 MISSING CASES 626

V373 NEIGHBORHOOD:HOUSE CONVERTED TO APARTS

VALUE LABEL	VALUE	FREQUENCY	PERCENT	VALID PERCENT	CUM PERCENT
MARKED	1	45	5.7	100.0	100.0
NOT MARKED	0	744	93.8	MISSING	
NA	9	4	.5	MISSING	
	TOTAL	793	100.0	100.0	

VALID CASES 45 MISSING CASES 748

V374 NEIGHBORHOOD:ROW HOUSE

VALUE LABEL	VALUE	FREQUENCY	PERCENT	VALID PERCENT	CUM PERCENT
MARKED	1	53	6.7	100.0	100.0
NOT MARKED	0	736	92.8	MISSING	
NA	9	4	.5	MISSING	
TOTAL		793	100.0	100.0	

VALID CASES 53 MISSING CASES 740

V375 NEIGHBORHOOD:APARTMENT BUILDING LE 3 STO

VALUE LABEL	VALUE	FREQUENCY	PERCENT	VALID PERCENT	CUM PERCENT
MARKED	1	51	6.4	100.0	100.0
NOT MARKED	0	738	93.1	MISSING	
NA	9	4	.5	MISSING	
TOTAL		793	100.0	100.0	

VALID CASES 51 MISSING CASES 742

V376 NEIGHBORHOOD:APARTMENT BUILDING GE 4 STO

VALUE LABEL	VALUE	FREQUENCY	PERCENT	VALID PERCENT	CUM PERCENT
MARKED	1	41	5.2	100.0	100.0
NOT MARKED	0	748	94.3	MISSING	
NA	9	4	.5	MISSING	
TOTAL		793	100.0	100.0	

VALID CASES 41 MISSING CASES 752

V377 NEIGHBORHOOD:APARTMENT IN PART COMMERCE

VALUE LABEL	VALUE	FREQUENCY	PERCENT	VALID PERCENT	CUM PERCENT
MARKED	1	10	1.3	100.0	100.0
NOT MARKED	0	779	98.2	MISSING	
NA	9	4	.5	MISSING	
	TOTAL	793	100.0	100.0	

VALID CASES 10 MISSING CASES 783

V378 NEIGHBORHOOD:COMMERCIAL OR INDUSTRIAL ST

VALUE LABEL	VALUE	FREQUENCY	PERCENT	VALID PERCENT	CUM PERCENT
MARKED	1	67	8.4	100.0	100.0
NOT MARKED	0	722	91.0	MISSING	
NA	9	4	.5	MISSING	
	TOTAL	793	100.0	100.0	

VALID CASES 67 MISSING CASES 726

V379 NEIGHBORHOOD:PARK

VALUE LABEL	VALUE	FREQUENCY	PERCENT	VALID PERCENT	CUM PERCENT
MARKED	1	53	6.7	100.0	100.0
NOT MARKED	0	736	92.8	MISSING	
NA	9	4	.5	MISSING	
	TOTAL	793	100.0	100.0	

VALID CASES 53 MISSING CASES 740

V380 NEIGHBORHOOD:SCHOO L OR GOVT BUILDING

VALUE LABEL	VALUE	FREQUENCY	PERCENT	VALID PERCENT	CUM PERCENT
MARKED	1	44	5.5	100.0	100.0
NOT MARKED	0	745	93.9	MISSING	
NA	9	4	.5	MISSING	
	TOTAL	793	100.0	100.0	

VALID CASES 44 MISSING CASES 749

V381 NEIGHBORHOOD:VACANT BUILDING

VALUE LABEL	VALUE	FREQUENCY	PERCENT	VALID PERCENT	CUM PERCENT
MARKED	1	82	10.3	100.0	100.0
NOT MARKED	0	707	89.2	MISSING	
NA	9	4	.5	MISSING	
	TOTAL	793	100.0	100.0	

VALID CASES 82 MISSING CASES 711

V382 NEIGHBORHOOD:OTHER

VALUE LABEL	VALUE	FREQUENCY	PERCENT	VALID PERCENT	CUM PERCENT
MARKED	1	54	6.8	100.0	100.0
NOT MARKED	0	735	92.7	MISSING	
NA	9	4	.5	MISSING	
	TOTAL	793	100.0	100.0	

VALID CASES 54 MISSING CASES 739

V383 HOW WELL KEPT ARE STRUCTURES

VALUE LABEL	VALUE	FREQUENCY	PERCENT	VALID PERCENT	CUM PERCENT
VERY WELL	1	389	49.1	49.6	49.6
MIXED	2	344	43.4	43.9	93.5
POORLY	3	31	3.9	4.0	97.4
VERY POORLY	4	20	2.5	2.6	100.0
NA	9	9	1.1	MISSING	
TOTAL		793	100.0	100.0	

VALID CASES 784 MISSING CASES 9

V384 HOW WELL KEPT ARE YARD AND SIDEWALKS

VALUE LABEL	VALUE	FREQUENCY	PERCENT	VALID PERCENT	CUM PERCENT
VERY WELL	1	347	43.8	44.1	44.1
FAIRLY WELL	2	360	45.4	45.8	89.9
POORLY	3	66	8.3	8.4	98.3
VERY POORLY	4	13	1.6	1.7	100.0
NA	9	7	.9	MISSING	
TOTAL		793	100.0	100.0	

VALID CASES 786 MISSING CASES 7

V385 HOW WAS IW COMPLETED

VALUE LABEL	VALUE	FREQUENCY	PERCENT	VALID PERCENT	CUM PERCENT
FACE TO FACE	1	767	96.7	96.7	96.7
TELEPHONE	2	19	2.4	2.4	99.1
OTHER	3	7	.9	.9	100.0
TOTAL		793	100.0	100.0	

VALID CASES 793 MISSING CASES 0

V386 WAS THIS AN UNUSUAL IW

VALUE LABEL	VALUE	FREQUENCY	PERCENT	VALID PERCENT	CUM PERCENT
YES	1	154	19.4	19.6	19.6
NO	5	631	79.6	80.4	100.0
NA	9	8	1.0	MISSING	
	TOTAL	793	100.0	100.0	

VALID CASES 785 MISSING CASES 8

PRECEDING TASK REQUIRED 3.65 SECONDS CPU TIME; 21.93 SECONDS ELAPSED.

4 COMMAND LINES READ.
0 ERRORS DETECTED.
0 WARNINGS ISSUED.
5 SECONDS CPU TIME.
70 SECONDS ELAPSED TIME.
END OF JOB.

User: 1J7A
Project: 1J7A

Sheets printed: 145
Images printed: 290
Pages printed: 290
Lines printed: 12431

Job name: RM940746
Job number: 270220
Host: UB
Devicetype: 9700
Twosided: YES
Format: LANDSCAPE
Paper: 3HOLE
Copy: 1 of 1

Entered from AY19 at: 02:44:19 Thu Dec 06/90
Printed on PTR9 at: 02:44:31 Thu Dec 06/90