

May - June, 1975

P. 468583

DAS
FILE COPY

DO NOT REMOVE

<p>DAS DETROIT AREA STUDY The University of Michigan Ann Arbor, MI 48104</p>	<p>(Do not write in above space .)</p>
---	--

1. **STUDENT**
Interviewer's Label

2. **SRC**
Interviewer's Label

3. Your Interview No. _____

4. Date _____

5. Time Started _____

6. Length of Interview _____
(minutes)

7. Location Name _____

USE THIS NAME WHEREVER
(CITY/TOWNSHIP) APPEARS
IN QUESTIONNAIRE

DAS INTERVIEW NUMBER

COMMUNITY LIFE AND POLITICS

A. NEIGHBORHOOD

We are interested in people's opinions about the quality of life in their neighborhood and in finding out how satisfied people are with their local government.

A1. First, we'd like to talk about your neighborhood. What do you like best about this neighborhood?

A2. Now we would like to know what you consider to be your neighborhood?
(IF NECESSARY, "About how large an area would you say this is?")

A3. Is there a special name for this neighborhood like "the Old West Side"?

1. YES

5. NO

8. DON'T KNOW

TURN TO P. 2, Q. A4

A3a. What is the name of this neighborhood?

2

A4. Do you feel at home in this neighborhood, or do you feel you just happen to live here?

1. FEEL AT HOME

2. JUST HAPPEN
TO LIVE HERE

A5. Thinking about this neighborhood, is it the sort of place where most people feel they can drop in on the neighbors anytime, or do people around here keep pretty much to themselves?

1. DROP IN

3. SOME DROP IN,
SOME KEEP TO
THEMSELVES
(IF OFFERED BY R)

5. KEEP TO THEMSELVES

8. DON'T
KNOW

R's COMMENTS (IF ANY) _____

A6. Of the people who live here, do you think most of them, some of them, or only a few of them take an interest in this neighborhood?

1. MOST

3. SOME

5. A FEW

8. DON'T KNOW

A7. Do you think that your neighborhood in general is a better place, about the same, or a worse place to live in than most other neighborhoods in (CITY/TOWNSHIP)?

1. A BETTER
PLACE

3. ABOUT THE
SAME

5. A WORSE
PLACE

8. DON'T
KNOW

A8. (CARD 1, BLUE) Here is a list of things about a neighborhood that make some people satisfied or dissatisfied. As I read each item, please tell me whether you are very satisfied, satisfied, dissatisfied, or very dissatisfied. What about grocery shopping facilities in this neighborhood?

	<u>A</u>	<u>B</u>	<u>C</u>	<u>D</u>		
	VERY SATIS- FIED	SATIS- FIED	DISSAT- ISFIED	VERY DISSAT- ISFIED	DON'T KNOW	
	(1)	(2)	(4)	(5)	(8)	R's COMMENTS (IF ANY)
a. GROCERY SHOP- PING FACILI- TIES						
b. The condition of the houses and buildings in the neighborhood						
c. The condition of the streets in the neighborhood						
d. The quality of the air						
e. The neigh- borhood as a <u>safe</u> place to live						
f. The friend- liness of the people						
g. The neigh- borhood in general						

4
A9. Thinking about your neighbors, are most of the adults younger than you, about your age, or older than you?

1. MOST
YOUNGER

3. MOST ABOUT
SAME AGE

5. MOST
OLDER

8. DON'T
KNOW

A10. Would you say most of the families in this neighborhood have less income than your family, about the same income, or more income than your family?

1. MOST HAVE
LESS

3. MOST HAVE
ABOUT SAME
INCOME

5. MOST HAVE
MORE

8. DON'T
KNOW

All. What do you think about the future of this neighborhood, say in the next five years? Do you think it will be a better place to live, that it will be about the same, or will it be a worse place to live?

1. A BETTER
PLACE

3. ABOUT THE
SAME

5. A WORSE
PLACE

6. SOME WAYS BETTER,
SOME WAYS WORSE
(IF OFFERED BY R)

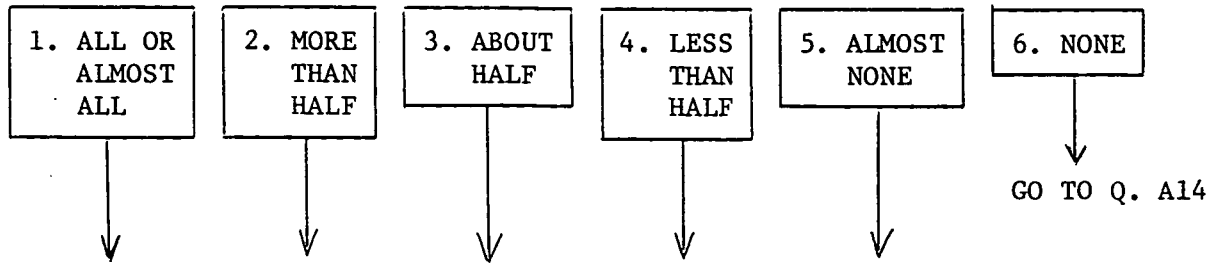
8. DON'T
KNOW

↓
TURN TO
P. 5, Q. A12

↓
TURN TO P. 5, Q. A12

Alla. In what ways do you think it will get (better/worse)? (PROBE: "Anything else?")

A12. How many of the adults in your neighborhood would you know by name if you met them on the street? Would you know all or almost all of them, more than half, about half, less than half, almost none, or none of them?



A13. (CARD 2, GREEN) Please look at this card, and tell me how often you usually get together with the neighbors you know to visit, play cards, or other things like that?

- (1) _____ A. Everyday or almost everyday
- (2) _____ B. One or two times a week
- (3) _____ C. A few times a month
- (4) _____ D. Once a month
- (5) _____ E. A few times a year
- (6) _____ F. Less often

A14. Here is a list of things neighbors do for each other. As I read each item, please tell me whether you have ever received this help from or given this help to your neighbors in this neighborhood.

	YES (1)	NO (5)	DON'T KNOW (8)
a. Taking care of the house, plants, or pets			
b. Loans of household tools or supplies			
c. Caring for children, baby-sitting and so forth			
d. Helping around the house or in the yard, like mowing the lawn or shoveling snow			
e. Financial help or loans			

A15. Suppose a freeway were proposed that would go through your neighborhood. Would this neighborhood be likely to work together to try to do something to stop this or not?

1. YES

5. NO

8. DON'T KNOW

TURN TO P. 7, Q. A16

A15a. Please tell me how much effort you think the neighborhood would make trying to stop a freeway. Would you say a great deal of effort, some effort, or not very much effort at all?

1. A GREAT DEAL

3. SOME

5. NOT VERY MUCH

8. DON'T KNOW

TURN TO P. 7, Q. A16

A15b. Why do you feel this way?

A16. We are interested in what kinds of groups or organizations there are in neighborhoods. As I read each type of group, could you please tell me whether there is such a group in this neighborhood? First, is there a recreation or community center?

		A17. Is anyone in your family now a member?
a. RECREATION OR COMMUNITY CENTER	<input type="checkbox"/> 1. YES → <input type="checkbox"/> 5. NO <input type="checkbox"/> 8. DON'T KNOW	<input type="checkbox"/> 1. YES <input type="checkbox"/> 5. NO
b. Youth clubs like Scouts or Little League	<input type="checkbox"/> 1. YES → <input type="checkbox"/> 5. NO <input type="checkbox"/> 8. DON'T KNOW	<input type="checkbox"/> 1. YES <input type="checkbox"/> 5. NO
c. Homeowner's association or neighborhood improvement association	<input type="checkbox"/> 1. YES → <input type="checkbox"/> 5. NO <input type="checkbox"/> 8. DON'T KNOW	<input type="checkbox"/> 1. YES <input type="checkbox"/> 5. NO
d. Block club	<input type="checkbox"/> 1. YES → <input type="checkbox"/> 5. NO <input type="checkbox"/> 8. DON'T KNOW	<input type="checkbox"/> 1. YES <input type="checkbox"/> 5. NO
e. Senior citizen's group	<input type="checkbox"/> 1. YES → <input type="checkbox"/> 5. NO <input type="checkbox"/> 8. DON'T KNOW	<input type="checkbox"/> 1. YES <input type="checkbox"/> 5. NO
f. Citizen's patrol	<input type="checkbox"/> 1. YES → <input type="checkbox"/> 5. NO <input type="checkbox"/> 8. DON'T KNOW	<input type="checkbox"/> 1. YES <input type="checkbox"/> 5. NO

A18. What about services that might be found in neighborhoods; for instance, is there a branch of the public library or a bookmobile service in this neighborhood?

	YES (1)	NO (5)	DON'T KNOW (8)
a. A BRANCH OF THE PUBLIC LIBRARY OR A BOOKMOBILE SERVICE			
b. A health clinic			
c. A park or playground			
(DETROIT ONLY)			
d. mini-police station			
e. neighborhood city hall			

A19. (ASK EVERYONE) Here is a list of problems that exist in some neighborhoods. As I read each one, please tell me whether you think it has been a problem in this neighborhood in the past year. First, have noisy neighbors been a problem in this neighborhood?

	YES (1)	NO (5)
a. NOISY NEIGHBORS		
b. Vandalism		
c. Children and teenagers who misbehave		
d. Poorly kept up yards or houses		
e. Dogs running loose		
f. Traffic		
g. A business that is a nuisance		
h. Parking		
j. Abandoned houses		
k. Winos		
m. Junkies		

A20. INTERVIEWER CHECKPOINT A

- 1. IF ALL ANSWERS TO Q. A19 WERE "NO" → TURN TO P. 9, Q. A23
- 2. IF MORE THAN ONE "YES" IN Q. A19 → TURN TO P. 9, Q. A21
- 3. IF ONLY ONE "YES" IN Q. A19 → TURN TO P. 9, Q. A22

A21. Which one of these problems bothers you most? _____

A22. What have you done about this problem? Have you...? (CHECK ALL THAT APPLY)

	YES (1)	NO (5)
a. Talked to the people who cause the problem?		
b. Complained to local officials or the police on your own?		
c. Talked with neighbors about the problem?		
d. Gotten together with neighbors to complain to officials?		
e. Joined a neighborhood group to do something about the problem?		

GO TO Q. A23

f. Are there any groups in this neighborhood that have tried to do something about this problem?

1. YES

5. NO

8. DON'T KNOW

A23. Does anyone in this household own a car or truck?

1. YES

5. NO

A24. How do you usually get to the store where you do your major shopping for food? Do you drive yourself, are you a member of a car pool, do you take a bus, or do you walk to the store?

1. DRIVE

2. CAR POOL

3. BUS

4. WALK

7. OTHER (SPECIFY): _____

10
A25. Do you have any relatives, including those by marriage, who live in the three county area? By three county area, we mean Wayne, Oakland and Macomb Counties.

1. YES

5. NO → GO TO Q. A27

A25a. (CARD 2, GREEN) How often do you usually get together with any of these relatives to visit, play cards, or other things like that?

- (1) _____ A. Everyday or almost everyday
- (2) _____ B. One or two times a week
- (3) _____ C. A few times a month
- (4) _____ D. Once a month
- (5) _____ E. A few times a year
- (6) _____ F. Less often

A26. How many of your relatives live in this neighborhood? Would you say a lot, just a few, or not very many of your relatives live in this neighborhood?

1. A LOT

3. A FEW

5. NOT VERY MANY

0. NONE

A27. (CARD 2, GREEN) How often do you usually get together with good friends living in the three county area (Wayne, Oakland and Macomb Counties) to visit, play cards, or other things like that?

- (1) _____ A. Everyday or almost everyday
- (2) _____ B. One or two times a week
- (3) _____ C. A few times a month
- (4) _____ D. Once a month
- (5) _____ E. A few times a year
- (6) _____ F. Less often

A28. How many of your good friends live in this neighborhood? Would you say a lot, just a few, or not very many of your good friends live in this neighborhood?

1. A LOT

3. A FEW

5. NOT VERY MANY

0. NONE

B. COMMUNITY SATISFACTION

We are also interested in what people think and feel about (CITY/TOWNSHIP) government offices.

B1. By and large, do you think most (CITY/TOWNSHIP) government offices do a good job?

- 1. YES
- 3. DEPENDS
- 5. NO
- 8. DON'T KNOW

R's COMMENTS (IF ANY) _____

B2. Would you like to see the people of (CITY/TOWNSHIP) have more say in local affairs?

- 1. YES
- 3. DEPENDS
- 5. NO
- 8. DON'T KNOW

R's COMMENTS (IF ANY) _____

B3. How much of the time do you think you can trust the government of (CITY/TOWNSHIP) to do what is right--all the time, most of the time, some of the time, or none of the time?

- 1. ALL THE TIME
- 2. MOST OF THE TIME
- 4. SOME OF THE TIME
- 5. NONE OF THE TIME
- 8. DON'T KNOW

B4. Would you say the (CITY/TOWNSHIP) government is pretty much run by a few big interests looking out for themselves or that it is run for the benefit of all the people?

- 1. A FEW BIG INTERESTS
- 2. BENEFIT OF ALL
- 8. DON'T KNOW

B5. Do you think that almost all of the people running the government of (CITY/TOWNSHIP) are honest, some are, or do you think not very many of them are honest?

- 1. ALMOST ALL
- 3. SOME
- 5. NOT VERY MANY
- 8. DON'T KNOW

B6. And how much do you feel that having local elections makes the government of (CITY/TOWNSHIP) pay attention to what the people want--a good deal, some or not very much?

- 1. A GOOD DEAL
- 3. SOME
- 5. NOT VERY MUCH
- 8. DON'T KNOW

B7. What do you feel is the single most important problem facing (CITY/TOWNSHIP)?
(IF NONE, TURN TO P. 13, Q. B9) (PROBE FOR ONE MOST IMPORTANT PROBLEM)

B8. Do you think the government of (CITY/TOWNSHIP) will be able to solve (PROBLEM IN Q. B7)?

1. YES

5. NO

8. DON'T KNOW

TURN TO P. 13, Q. B9



B8a. Why do you feel that way?

B9. (CARD 3, YELLOW) Based on what you've heard and from your own personal experience, we want to know what kind of job you think (CITY/TOWNSHIP) government offices are doing.

First, let's take prompt service. Do you think that most (CITY/TOWNSHIP) government offices give prompt service always, usually, sometimes, or never?

	A ALWAYS (1)	B USUALLY (2)	C SOMETIMES (4)	D NEVER (5)	DON'T KNOW (8)
a. PROMPT SERVICE					
b. Fair treatment					
c. Careful service					
d. Polite service					
e. Effective service					

B10. Many people today are thinking about whether they are getting their money's worth from their local taxes. Do you think you are getting your money's worth?

1. YES, GETTING MONEY'S WORTH	3. SOMETIMES GETTING MONEY'S WORTH	5. NO, NOT GETTING MONEY'S	6. R DOESN'T THINK HE PAYS TAXES	8. DON'T KNOW
-------------------------------------	---	----------------------------------	--	------------------

B11. From what you've heard, do you feel that people in other parts of (CITY/TOWNSHIP) are more likely or less likely to get their money's worth for their taxes, or is it about the same everywhere in (CITY/TOWNSHIP)?

1. MORE LIKELY TO GET MONEY'S WORTH	3. ABOUT THE SAME	5. LESS LIKELY TO GET MONEY'S WORTH	8. DON'T KNOW
---	----------------------	---	------------------

R's COMMENTS (IF ANY) _____

B12. (CARD 4, BEIGE) How often do you (or members of your family) use any of the following services in (CITY/TOWNSHIP)? For each service, just tell me whether you have used it often, sometimes, or never during the past year.

First of all, how often have you visited a local park or playground in the past year?

	<u>A</u> OFTEN (1)	<u>B</u> SOMETIMES (3)	<u>C</u> NEVER (5)	DIDN'T KNOW SERVICE EXISTED (IF OFFERED BY R) (6)
a. VISITED A LOCAL PARK OR PLAYGROUND				
b. Ridden a bus				
c. Visited the Welfare Office				
d. Used a public swimming pool				
e. Had treatment at a local hospital or health clinic				
f. Contacted a local politician or official				
g. Called the police				
h. Used a public library				
j. Complained to a (CITY/TOWNSHIP) department about some service				
(DETROIT ONLY)				
k. Visited a neighborhood city hall				
m. Visited a mini-police station				
n. Contacted a new Detroit City ombudsman				

Now we'd like to find out how satisfied you are with services in (CITY/TOWNSHIP).

B13. (CARD 5, ORANGE) How about street repair in (CITY/TOWNSHIP)--would you say you are very satisfied, satisfied, dissatisfied, or very dissatisfied?

B14. Now, do you think that (CITY/TOWNSHIP) government should spend more money, about the same, or spend less money on this? Remember that to spend more, means the government must spend less on something else or must raise taxes.

<p>a. STREET REPAIR</p> <p>8 (R HAS NO KNOWLEDGE OF SERVICE)</p>	<p>A. 1. VERY SATISFIED →</p> <p>B. 2. SATISFIED →</p> <p>C. 4. DISSATISFIED →</p> <p>D. 5. VERY DISSATISFIED →</p>	<p>1. SPEND MORE</p> <p>3. SPEND SAME</p> <p>5. SPEND LESS</p> <p>8. DON'T KNOW</p>
<p>b. Police Protection</p> <p>8 (R HAS NO KNOWLEDGE OF SERVICE)</p>	<p>A. 1. VERY SATISFIED →</p> <p>B. 2. SATISFIED →</p> <p>C. 4. DISSATISFIED →</p> <p>D. 5. VERY DISSATISFIED →</p>	<p>1. SPEND MORE</p> <p>3. SPEND SAME</p> <p>5. SPEND LESS</p> <p>8. DON'T KNOW</p>
<p>c. Garbage Pick-up</p> <p>8 (R HAS NO KNOWLEDGE OF SERVICE)</p>	<p>A. 1. VERY SATISFIED →</p> <p>B. 2. SATISFIED →</p> <p>C. 4. DISSATISFIED →</p> <p>D. 5. VERY DISSATISFIED →</p>	<p>1. SPEND MORE</p> <p>3. SPEND SAME</p> <p>5. SPEND LESS</p> <p>8. DON'T KNOW</p>
<p>d. Parks and Playgrounds</p> <p>8 (R HAS NO KNOWLEDGE OF SERVICE)</p>	<p>A. 1. VERY SATISFIED →</p> <p>B. 2. SATISFIED →</p> <p>C. 4. DISSATISFIED →</p> <p>D. 5. VERY DISSATISFIED →</p>	<p>1. SPEND MORE</p> <p>3. SPEND SAME</p> <p>5. SPEND LESS</p> <p>8. DON'T KNOW</p>

TURN TO P. 16, Q. B13e.

B13. (CARD 5, ORANGE) How about public transportation, like bus service, in (CITY/TOWNSHIP)-- would you say you are very satisfied, satisfied, dissatisfied, or very dissatisfied?

B14. Now, do you think that (CITY/TOWNSHIP) government should spend more money, about the same, or spend less money on this? Remember that to spend more, means the government must spend less on something else or must raise taxes.

<p>e. PUBLIC TRANSPORTATION, e.g., BUS SERVICE</p> <p>8 (R HAS NO KNOWLEDGE OF SERVICE)</p>	<p>A. 1. VERY SATISFIED →</p> <p>B. 2. SATISFIED →</p> <p>C. 4. DISSATISFIED →</p> <p>D. 5. VERY DISSATISFIED →</p>	<p>1. SPEND MORE</p> <p>3. SPEND SAME</p> <p>5. SPEND LESS</p> <p>8. DON'T KNOW</p>
<p>f. Hospitals and Clinics</p> <p>8 (R HAS NO KNOWLEDGE OF SERVICE)</p>	<p>A. 1. VERY SATISFIED →</p> <p>B. 2. SATISFIED →</p> <p>C. 4. DISSATISFIED →</p> <p>D. 5. VERY DISSATISFIED →</p>	<p>1. SPEND MORE</p> <p>3. SPEND SAME</p> <p>5. SPEND LESS</p> <p>8. DON'T KNOW</p>
<p>g. Public Libraries</p> <p>8 (R HAS NO KNOWLEDGE OF SERVICE)</p>	<p>A. 1. VERY SATISFIED →</p> <p>B. 2. SATISFIED →</p> <p>C. 4. DISSATISFIED →</p> <p>D. 5. VERY DISSATISFIED →</p>	<p>1. SPEND MORE</p> <p>3. SPEND SAME</p> <p>5. SPEND LESS</p> <p>8. DON'T KNOW</p>

TURN TO P. 17, Q. B15

B15. Do you think there is a city in the three country area (Wayne, Oakland, and Macomb Counties) where the city services that we just talked about are better than in (CITY/TOWNSHIP)? (IF R DOESN'T REMEMBER THE SERVICES, READ THEM FROM Q. B13)

1. YES

5. NO

8. DON'T KNOW

GO TO Q. B16

B15a. Where is that? _____

B16. Are there any services that we just talked about that should be run by neighborhoods rather than by the (CITY/TOWNSHIP) government? (IF R DOESN'T REMEMBER THE SERVICES, READ THEM FROM Q. B13)

1. YES

5. NO

8. DON'T KNOW

TURN TO P. 18, Q. B17

B16a. Which services do you think should be run by the neighborhoods rather than by the (CITY/TOWNSHIP) government? (PROBE: "Any others?")

B17. Do you feel there are things in (CITY/TOWNSHIP) that should be done by the (CITY/TOWNSHIP) government that aren't being done?

1. YES

5. NO

8. DON'T KNOW



TURN TO P. 19, Q. B18

B17a. What are these things? (PROBE: "Anything else?")

B17b. What can citizens like yourself do to get the (CITY/TOWNSHIP) government to solve (this/these) problem(s)?

B18. There has been some talk about establishing a new regional government. Have you heard anything about this?

1. YES

5. NO

8. DON'T KNOW

B18a. What have you heard?

Some people have proposed a new government which would include the entire three county area (Wayne, Oakland and Macomb Counties) and would be elected by all the people in the three county area.

B18b. Do you think a government like this would do a better job of running services than the local city governments in the three county area (Wayne, Oakland and Macomb Counties) are doing?

1. YES 5. NO 8. DON'T KNOW

TURN TO P. 20, Q. B19

B18c. Why do you feel that way?

B19. In the last year were there any local issues in (CITY/TOWNSHIP) that were of special concern to the people living in this city?

1. YES

5. NO

8. DON'T KNOW

TURN TO P. 21, Q. B20

B19a. What would you say was the most important issue?

B19b. Do you feel that you were well informed about this issue?

1. YES

5. NO

8. DON'T KNOW

B19c. Did you take any specific action, such as attending meetings, contacting a public official, or anything like that?

1. YES

5. NO

B19d. Is (MOST IMPORTANT ISSUE IN Q. B19a) still a problem?

1. YES

5. NO

8. DON'T KNOW

TURN TO P. 21, Q. B20

B19e. Have you heard anything about (MOST IMPORTANT ISSUE IN Q. B19a) in the newspapers, on radio, or on television in the past month?

1. YES

5. NO

→ GO TO Q. B19k

B19f. Was your best source of information newspapers, radio or television?

1. NEWSPAPER

2. RADIO

3. TELEVISION

B19g. What newspaper was that?

NAME

B19h. What radio station was that?

CALL LETTERS

B19j. What television station was that?

CHANNEL

B19k. Have you personally talked with any people about (MOST IMPORTANT ISSUE IN Q. B19a.) in the past month?

1. YES

5. NO

B20. Now we'd like to ask a few questions about the news. Do you read newspapers?

1. YES

5. NO → GO TO Q. B21



B20a. Which newspapers do you read, including weekly and monthly papers?

(IF R GIVES ONLY ONE NEWSPAPER, GO TO Q. B20c)

B20b. Of these newspapers you named, which paper do you read most for news about local politics and current (CITY/TOWNSHIP) events?

B20c. Would you say that the newspapers you read take too much space, just about the right amount of space, or too little space on local government affairs?

1. TOO MUCH SPACE	3. ABOUT THE RIGHT AMOUNT OF SPACE	5. TOO LITTLE SPACE	8. DON'T KNOW
-------------------	------------------------------------	---------------------	---------------

B21. What is your best source of information about local politics? Would you say friends, television, radio, newspapers, or some other source?

1. FRIENDS	2. TELEVISION	3. RADIO	4. NEWS-PAPERS	5. NO GOOD SOURCE	7. SOME OTHER SOURCE (SPECIFY)
------------	---------------	----------	----------------	-------------------	--------------------------------

8. DON'T KNOW

B22. How informed would you say you are about (CITY/TOWNSHIP) government affairs? Would you say very well informed, somewhat informed, or not very well informed?

- | | | | |
|-----------------------|----------------------|---------------------------|---------------|
| 1. VERY WELL INFORMED | 3. SOMEWHAT INFORMED | 5. NOT VERY WELL INFORMED | 8. DON'T KNOW |
|-----------------------|----------------------|---------------------------|---------------|

B23. Would you say that the radio stations you listen to spend too much time, just about the right amount of time, or too little time on local government affairs?

- | | | | | |
|------------------|-----------------------------------|--------------------|------------------------------|---------------|
| 1. TOO MUCH TIME | 3. ABOUT THE RIGHT AMOUNT OF TIME | 5. TOO LITTLE TIME | 6. R DOESN'T LISTEN TO RADIO | 8. DON'T KNOW |
|------------------|-----------------------------------|--------------------|------------------------------|---------------|

B24. Would you say that the television stations you watch spend too much time, just about the right amount of time, or too little time on local government affairs?

- | | | | | |
|------------------|-----------------------------------|--------------------|-----------------------|---------------|
| 1. TOO MUCH TIME | 3. ABOUT THE RIGHT AMOUNT OF TIME | 5. TOO LITTLE TIME | 6. R DOESN'T WATCH TV | 8. DON'T KNOW |
|------------------|-----------------------------------|--------------------|-----------------------|---------------|
- GO TO Q. B26

B25. On the average, how often do you watch local TV news broadcasts? Would you say almost every night, a couple of times a week, about once a week, almost never, or never?

- | | | | | | |
|-----------------------|-----------------------------|----------------------|-----------------|----------|------------------------|
| 1. ALMOST EVERY NIGHT | 2. A COUPLE OF TIMES A WEEK | 3. ABOUT ONCE A WEEK | 4. ALMOST NEVER | 5. NEVER | 6. R DOESN'T HAVE A TV |
|-----------------------|-----------------------------|----------------------|-----------------|----------|------------------------|
- GO TO Q. B26

B25a. Which TV channel do you watch most often for Detroit area news? _____
CHANNEL

B26. Now I'd like to ask a few questions about the schools in (CITY/TOWNSHIP). Do you think that the schools meet the needs of the people in (CITY/TOWNSHIP)?

- | | | |
|--------|-------|---------------|
| 1. YES | 5. NO | 8. DON'T KNOW |
|--------|-------|---------------|

TURN TO P. 23, Q. B27

TURN TO P. 23, Q. B27

B26a. In what ways don't the schools meet the needs of the people in (CITY/TOWNSHIP)? (PROBE: "Anything else?")

B27. Do you presently have any children under your care that are enrolled in any elementary, junior high or high schools?

1. YES

5. NO

→ TURN TO P. 24, Q. B28



B27a. Are they in public or private school? (RECORD THIS INFORMATION HERE, AND ON P. 25, Q. B34)

1. PUBLIC

2. PRIVATE

3. SOME CHILDREN IN BOTH

B27b. Do you feel that parents have enough say in what goes on in schools?

1. YES

5. NO

R's COMMENTS (IF ANY) _____

B27c. Have any of your children ever said they were afraid of physical harm at school?

1. YES

5. NO

R's COMMENTS (IF ANY) _____

B27d. Have you seriously considered having any of your children change schools?

1. YES

5. NO

R's COMMENTS (IF ANY) _____

B27e. Do any of your children regularly ride the bus to school?

1. YES

5. NO

→ TURN TO P. 24, Q. B28



B27f. Is there a charge for riding this bus?

1. YES

5. NO

R's COMMENTS (IF ANY) _____

B28. Detroit is now placing uniformed police officers in the public schools. Do you think that police are needed in the schools in (CITY/TOWNSHIP)?

1. YES

5. NO

8. DON'T KNOW

B29. Have you heard about the system of regional school boards in Detroit?

1. YES

5. NO → GO TO Q. B30

B29a. Do you think that the regional school boards have made the Detroit schools better, kept things about the same, or made the schools worse?

1. BETTER

3. ABOUT THE SAME

5. WORSE

8. DON'T KNOW

B30. Do you feel that the schools in your neighborhood are better, about the same, or worse than schools in other neighborhoods in (CITY/TOWNSHIP)?

1. BETTER

3. ABOUT THE SAME

5. WORSE

6. NO NEIGHBORHOOD SCHOOLS

8. DON'T KNOW

B31. Would you be willing to see your taxes increased if it meant getting better schools?

1. YES

5. NO

8. DON'T KNOW

GO TO Q. B32

B31a. Should this increase be in the local property tax, the state income tax, or some other tax?

1. PROPERTY

2. INCOME

7. SOME OTHER TAX (SPECIFY):

B32. The courts in Detroit will probably order busing for most school children in the City of Detroit for this fall. What do you think of busing as a way to integrate the schools of Detroit? Do you strongly approve, approve, disapprove, or strongly disapprove of busing for integration in Detroit?

1. STRONGLY APPROVE

2. APPROVE

4. DISAPPROVE

5. STRONGLY DISAPPROVE

8. DON'T KNOW

B33. In some cities where busing has been ordered, there has been a great deal of trouble, while in other cities where busing has been ordered there has been no trouble at all. What do you think will happen in Detroit? Will there be a great deal of trouble, some trouble, or no trouble at all?

1. A GREAT DEAL OF TROUBLE

3. SOME TROUBLE

5. NO TROUBLE AT ALL

8. DON'T KNOW

B34. INTERVIEWER CHECKPOINT B

<input type="checkbox"/>	1. R HAS AT LEAST ONE CHILD IN PUBLIC SCHOOL
<input type="checkbox"/>	2. R HAS NO CHILDREN IN PUBLIC SCHOOL → GO TO Q. B36



B35. What would you do if your children were bused to some other school?

B36. There has been a lot of talk lately about whether public employees have the right to go out on strike. Do you think that public school teachers should have the right to go out on strike?

	YES (1)	NO (5)	DON'T KNOW (8)	R's COMMENTS (IF ANY)
a. PUBLIC SCHOOL TEACHERS				
b. The police				
c. Public bus drivers				
d. Garbage collectors				

B37. (CARD 6, BLUE) Here are some statements about things that some people think cities should or should not do. Just tell me if you strongly agree, agree, disagree or strongly disagree with each statement.

The first statement is...

	<u>A</u> STRONGLY AGREE (1)	<u>B</u> AGREE (2)	<u>C</u> DISAGREE (4)	<u>D</u> STRONGLY DISAGREE (5)	DON'T KNOW (8)	R's COMMENTS (IF ANY)
a. Cities should make sure that good shopping areas are nearby.						
b. Cities worry too much about parks, play-grounds, and swimming pools.						
c. Cities should have the right to tell owners what they can do with their property.						
d. Cities should try to get more business and industry to move in.						
e. Cities should stick to basic services like police, fire, streets, water and garbage pick-up.						
f. Cities worry too much about libraries, theaters, and other cultural things.						
g. Cities should provide jobs for people who are out of work.						

B38. Now I'd like to read some of the kinds of things people tell us about local government when we interview them. Please tell me whether you tend to agree or tend to disagree with each statement.

- a. People like me don't have any say about what the local government does.
- b. Sometimes local politics and government seem so complicated that a person like me can't really understand what's going on.
- c. Local public officials don't care much what people like me think!

TEND TO AGREE (1)	TEND TO DISAGREE (5)	DON'T KNOW (8)

B39. Now I'd like to read the same set of statements asking about the national government in Washington. Please just tell me if you tend to agree or tend to disagree with these statements about the national government.

- a. People like me don't have any say about what the national government does.
- b. Sometimes national politics and government seem so complicated that a person like me can't really understand what's going on.
- c. National public officials don't care much what people like me think.

TEND TO AGREE (1)	TEND TO DISAGREE (5)	DON'T KNOW (8)

C. POLITICAL BEHAVIOR

C1. Now I'd like to ask you about elections and political activities. Could you tell me if you have done any of the following things in the last couple of years? First, have you worn a campaign button or put a political bumper sticker on your car?

	YES (1)	NO (5)	DON'T KNOW (8)
a. WORN A CAMPAIGN BUTTON OR PUT A POLITICAL BUMPER STICKER ON YOUR CAR?			
b. Attended any political rallies, meetings, fund raising projects, and so on?			
c. Worked for a political candidate or party?			
d. Worked on a petition drive?			
e. Joined a community organization for some political reason?			
f. Contacted a <u>local</u> political official about your views on some issue?			
g. Contacted a <u>state</u> or <u>national</u> political official about your views on some issue?			
h. Taken part in a sit-in, demonstration, mass march or some other type of protest action?			
j. Made any contributions to political candidates or political parties?			

TURN TO P. 30, Q. C2

k. (ASK ONLY IF R SAID "YES" TO j) (CARD 7, GREEN)
 About how much money would you say you gave altogether to political parties and candidates during the past three years? Please tell me the number on the card.

- | | |
|----------------------|--|
| _____ 1. up to \$10 | _____ 5. \$200 - 499 |
| _____ 2. \$11 - 49 | _____ 6. \$500 or more |
| _____ 3. \$50 - 99 | _____ 7. R REFUSED TO GIVE INFORMATION |
| _____ 4. \$100 - 199 | _____ 8. DON'T KNOW |

C2. (CARD 8, YELLOW) Some people think that certain groups have too much influence in "the three county area (Wayne, Oakland and Macomb Counties), while other people feel that certain groups don't have as much influence as they deserve. For each group I read to you, just tell me the letter of the statement on this card that best says how you feel. The first group is the United Auto Workers Union. Do you feel that the United Auto Workers Union in the three county area (Wayne, Oakland and Macomb Counties) has too much influence, just about the right amount of influence, or too little influence right now? (INTERVIEWER: REPEAT "in the three county area" AS NECESSARY)

	<u>A</u> TOO MUCH INFLU- ENCE (1)	<u>B</u> JUST ABOUT THE RIGHT AMOUNT OF INFLUENCE (3)	<u>C</u> TOO LITTLE INFLU- ENCE (5)	DON'T KNOW (8)	R's COMMENTS (IF ANY)
a. UNITED AUTO WORKERS					
b. Poor people					
c. Policemen					
d. Politicians					
e. The auto companies					
f. Blacks					
g. Liberals					
h. Detroit City government					
j. Labor unions					
k. Newspaper editors					
m. Whites					
n. Republicans					
p. People on welfare					
q. Big business					
r. Retired people					
s. Democrats					
t. People who live in the suburbs					
u. People like you					

C3. Are you a citizen of the United States?

1. YES

5. NO

→ TURN TO P. 34, Q. D1

C4. Do you happen to be registered to vote?

1. YES

5. NO

C4a. Are you registered in (CITY/TOWNSHIP) or someplace else?

1. (CITY/TOWNSHIP)	2. SOMEPLACE ELSE
--------------------	-------------------

GO TO Q. C5

C4b. What city and state is that?

_____ / _____
CITY STATE

C4c. Have you ever been registered to vote?

1. YES	5. NO
--------	-------

TURN TO P. 33, Q. C11

In what city and state were you last registered to vote?

_____ / _____
CITY STATE

C5. About how many local elections have you voted in here or anywhere else? Would you say all of them, most of them, some of them, or none of them?

- | | | | | | |
|----------------|-----------------|-----------------|-----------------|-------------------|---------------|
| 1. ALL OF THEM | 2. MOST OF THEM | 4. SOME OF THEM | 5. NONE OF THEM | 6. NEVER ELIGIBLE | 8. DON'T KNOW |
|----------------|-----------------|-----------------|-----------------|-------------------|---------------|

TURN TO P. 32, Q. C8

TURN TO P. 33, Q. C11

C6. Did you vote in the last local election in (CITY/TOWNSHIP) or weren't you living here at the time?

- | | | | |
|---------------|--------------------|----------------------------------|---------------|
| 1. YES, VOTED | 5. NO, DIDN'T VOTE | 6. NOT LIVING IN (CITY/TOWNSHIP) | 8. DON'T KNOW |
|---------------|--------------------|----------------------------------|---------------|

TURN TO P. 32, Q. C7

TURN TO P. 32, Q. C7

TURN TO P. 32, Q. C8

TURN TO Q. 32, Q. C7

C7. Did you vote in the last election for mayor?

1. YES

5. NO

→ GO TO C8

C7a. (DETROIT ONLY) Who did you vote for in the last election for Mayor?
Was it Coleman Young, John Nichols, or someone else?

1. COLEMAN
YOUNG

2. JOHN
NICHOLS

7. SOMEONE ELSE (SPECIFY):

8. DON'T
KNOW

C8. (ASK EVERYONE) Is there a political party official like a precinct captain
who represents the Republican or Democratic party in this neighborhood?

1. YES

5. NO

8. DON'T KNOW

GO TO Q. C9

C8a. Have you ever been contacted by this precinct captain?

1. YES

5. NO

→ GO TO C9

C8b. Was this person a Republican or a Democrat?

1. REPUBLICAN

2. DEMOCRAT

8. DON'T KNOW

C9. Now how about national elections. About how many of these have you voted in
since you have been eligible? Would you say all of them, most of them, some
of them, or none of them?

1. ALL OF
THEM

2. MOST OF
THEM

4. SOME OF
THEM

5. NONE OF
THEM

6. NEVER
ELIGIBLE

8. DON'T
KNOW

TURN TO P. 33, Q. C10

TURN TO
P. 33,
Q. C11

TURN TO
P. 33,
Q. C10

C10. Did you vote in the 1972 Presidential election?

1. YES

5. NO → GO TO C11

C10a. Could you tell me who you voted for in that election? Was it Richard Nixon, George McGovern, John Schmitz, or someone else?

1. RICHARD NIXON, REPUBLICAN

2. GEORGE MCGOVERN, DEMOCRAT

3. JOHN SCHMITZ, AMERICAN

7. SOMEONE ELSE (SPECIFY):

8. DON'T KNOW

PROBE: "Do you know which party you voted for?" (RECORD ABOVE)

C11. Generally speaking, do you usually think of yourself as a Republican, a Democrat, an independent, or what?

REPUBLICAN

DEMOCRAT

INDEPENDENT

NO PREFERENCE

OTHER (SPECIFY):

C11a. Would you call yourself a "strong" Republican or a "not very strong" Republican?

6. STRONG

5. NOT VERY STRONG

C11b. Would you call yourself a "strong" Democrat or a "not very strong" Democrat?

0. STRONG

1. NOT VERY STRONG

C11c. Do you think of yourself as closer to the Republican or to the Democratic party?

4. REPUBLICAN

2. DEMOCRAT

3. NEITHER

D. MOBILITY

Now we'd like to find out about the places where you have lived.

D1. Do you (or anyone in this household) own or rent this (house/apartment) or do you have some other arrangement?

1. OWN OR IS BUYING

2. RENT

7. OTHER (SPECIFY): _____

D2. How many bedrooms are there in this (house/apartment)?

NUMBER OF BEDROOMS

D3. How long have you lived in this (house/apartment)?

_____ YEARS OR _____ MONTHS

D4. INTERVIEWER CHECKPOINT C

1. IF LESS THAN 10 YEARS IN Q. D3
 2. IF 10 YEARS OR MORE IN Q. D3 → TURN TO P. 40, D24

D5. Before you moved into this neighborhood, did you consider moving to other areas?

1. YES

5. NO → TURN TO P. 35, Q. D6

D5a. What made you decide to come to this neighborhood rather than to some other place?

D6. (CARD 9, BEIGE) Now I'd like you to look at this card and tell me which of these was the most important reason you chose this neighborhood as a place to live. (CHECK ONE)

- (1) _____ A. Schools
- (2) _____ B. Closeness to work
- (3) _____ C. Safety
- (4) _____ D. Closeness to services (for example, stores)
- (5) _____ E. Closeness to friends or relatives
- (6) _____ F. The people here are like me--they have similar backgrounds and/or interests
- (7) _____ G. Something else (SPECIFY): _____

D7. Do you think your present neighborhood is better, about the same, or worse than your previous neighborhood?

1. BETTER

3. ABOUT THE SAME

5. WORSE

D8. (CARD 10, ORANGE) Please look at this card and tell me which of these was the most important reason you chose this particular (house/apartment). (CHECK ONE)

- (1) _____ A. Space
- (2) _____ B. Cost
- (3) _____ C. Physical condition or attractiveness
- (4) _____ D. Closeness to work
- (5) _____ E. Closeness to schools
- (6) _____ F. Friends or relatives in the area
- (7) _____ G. Something else about the neighborhood (SPECIFY): _____
- _____

D9. (CARD 11, BLUE) Now look at this card and tell me how satisfied you are with your present (house/apartment). First of all, how satisfied are you with the living space in this (house/apartment)? Would you say you are very satisfied, somewhat satisfied, somewhat dissatisfied, or very dissatisfied?

<u>A</u>	<u>B</u>	<u>C</u>	<u>D</u>
VERY SATIS- FIED	SOME- WHAT SATIS- FIED	SOME- WHAT DISSAT- ISFIED	VERY DISSAT- ISFIED
(1)	(2)	(4)	(5)

- a. LIVING SPACE
- b. The physical condition of this (house/apartment)
- c. The cost of living, like mortgage, rent, and up-keep in this (house/apartment)
- d. The location
- e. The amount of noise
- f. The safety

D10. Was the place where you lived before you moved to this (house/apartment) in the three county area (Wayne, Oakland and Macomb Counties)?

1. YES



D10a. What was the street address and the name of the city where you lived before?

(RECORD THIS INFORMATION ON P. 4, ITEM 30, OF COVER SHEET)

5. NO



D10b. In what city and state did you live before moving here?

_____/_____
CITY STATE

D11. Was the place where you lived before moving to this (house/apartment) a single family house, a two- or three-family house, an apartment or some other type of housing?

1. SINGLE
FAMILY
HOUSE

2. TWO- OR THREE-
FAMILY HOUSE

3. APARTMENT

7. OTHER (SPECIFY): _____

D12. How many other persons were living with you in that (house/apartment) at that time?

NUMBER OF PERSONS

D13. How many bedrooms did you have in that (house/apartment)?

NUMBER OF BEDROOMS

D14. Did you (or someone in your previous household) own or rent or have some other arrangement at that place where you lived before?

1. OWNED OR WAS
BUYING

2. RENTED

7. OTHER (SPECIFY): _____

D15. Still on the subject of the place you lived before the one you live in now, could you tell me the month and year you moved into that place? Please estimate it as best you can.

_____/_____
MONTH YEAR

→ (RECORD THIS ON
P. 38, Q. D20 ALSO)

D16. What month and year did you move out? Again, please estimate it as best as you can.

_____/_____
MONTH YEAR

D17. What was the main reason you left that particular (house/apartment)?

D18. INTERVIEWER CHECKPOINT D

1. REASON FOR MOVING IN Q. D17 WAS A PROBLEM (i.e., SMOG, CRIME, WEATHER)
 2. REASON FOR MOVING IN Q. D17 WAS CIRCUMSTANCE RELATED, → GO TO Q. D20
(i.e., CHANGED JOBS, FINISHED SCHOOL OR MARRIED)



D19. Now that you've moved to your present (house/apartment), do you feel that (ANSWER TO Q. D17) is still a problem for you now?

1. YES

5. NO

D20. INTERVIEWER CHECKPOINT E

(TO BE FILLED IN FROM P. 37, Q. D15)
DATE MOVED INTO PREVIOUS HOUSING UNIT _____ / _____
MONTH YEAR
 1. R MOVED INTO PREVIOUS HOUSING UNIT _____ → GO TO Q. D21
AFTER MAY, 1970
 2. R MOVED INTO PREVIOUS HOUSING UNIT _____ → TURN TO P. 39, Q. D22
AFTER MAY, 1965, BUT BEFORE JUNE, 1970
 3. R MOVED INTO PREVIOUS HOUSING UNIT _____ → TURN TO P. 39, D23
IN MAY, 1965 OR BEFORE

D21. In May of 1970, were you living in the three county area (Wayne, Oakland and Macomb Counties)?

1. YES

5. NO

D21a. Could you give me the name of the city where you were living in May, 1970?

CITY

D21b. In what city and state were you living in May, 1970?

CITY STATE

D22. In May, 1965 were you living in the three county area (Wayne, Oakland and Macomb Counties)?

1. YES



D22a. Could you give me the name of the city where you were living in May, 1965?

_____ CITY

5. NO



D22b. In what city and state were you living in May, 1965?

_____ / _____
CITY STATE

D23. Altogether, how many times have you moved in the last 10 years, that is, since May, 1965?

_____ NUMBER OF MOVES

D24. Do you have any plans for moving out of this (house/apartment)?

1. YES

5. NO

→ TURN TO P. 41, Q. D25



D24a. Are you thinking of staying in this neighborhood or are you thinking of moving elsewhere?

1. STAYING IN NEIGHBORHOOD

TURN TO P. 41, Q. D25

2. MOVING ELSEWHERE

8. DON'T KNOW

TURN TO P. 41, Q. D25

D24b. Are you thinking of moving out of the three county area (Wayne, Oakland and Macomb Counties)?

1. YES

D24c. Could you give me the name of the city and state where you are thinking of moving?

_____/_____
CITY STATE

98. DON'T KNOW

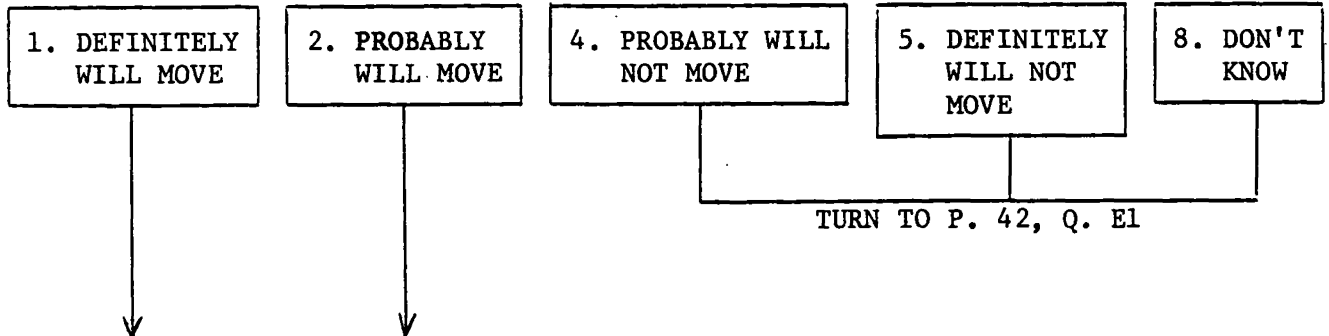
5. NO

D24d. Where in the three county area (Wayne, Oakland and Macomb Counties) are you thinking of moving? Could you give me the name of the city or township?

NAME OF CITY OR TOWNSHIP

98. DON'T KNOW

D25. Within the next two years, how likely is it that you will move? Would you say you definitely will move, that you probably will move, that you probably will not move, or that you definitely will not move?



D25a. Do you think this will be because you want to move or because you have to move?

1. WANT TO
TURN TO P. 42, Q. E1

2. HAVE TO

D25b. What would be the reasons for having to move? _____

E. DEMOGRAPHICS

E1. Now I have a few questions about you. Are you currently married, divorced, widowed, separated, or have you never been married? (INTERVIEWER: RECORD HERE AND ON P. 46, Q. E18)

- 1. MARRIED
- 2. WIDOWED
- 3. DIVORCED
- 4. SEPARATED
- 5. NEVER MARRIED

E2. What is the highest grade of school you have completed?

00	01	02	03	04	05	06	07	08	09	10	11	12
----	----	----	----	----	----	----	----	----	----	----	----	----

13	14	15	16	17+
----	----	----	----	-----

E2a. Did you get a high school graduation diploma or pass a high school equivalency test?

- 1. YES
- 5. NO

GO TO Q. E3

E2b. Do you have a college degree?

- 1. YES
- 5. NO

GO TO Q. E3



E2c. What is the highest degree you have received?

E3. (IF MARRIED) What is the highest grade of school your (husband/wife) has completed?

00	01	02	03	04	05	06	07	08	09	10	11	12
----	----	----	----	----	----	----	----	----	----	----	----	----

13	14	15	16	17+
----	----	----	----	-----

E3a. Did (he/she) get a high school graduation diploma or pass a high school equivalency test?

- 1. YES
- 5. NO

TURN TO P. 43, Q. E4

E3b. Does (he/she) have a college degree?

- 1. YES
- 5. NO

TURN TO P. 43, Q. E4

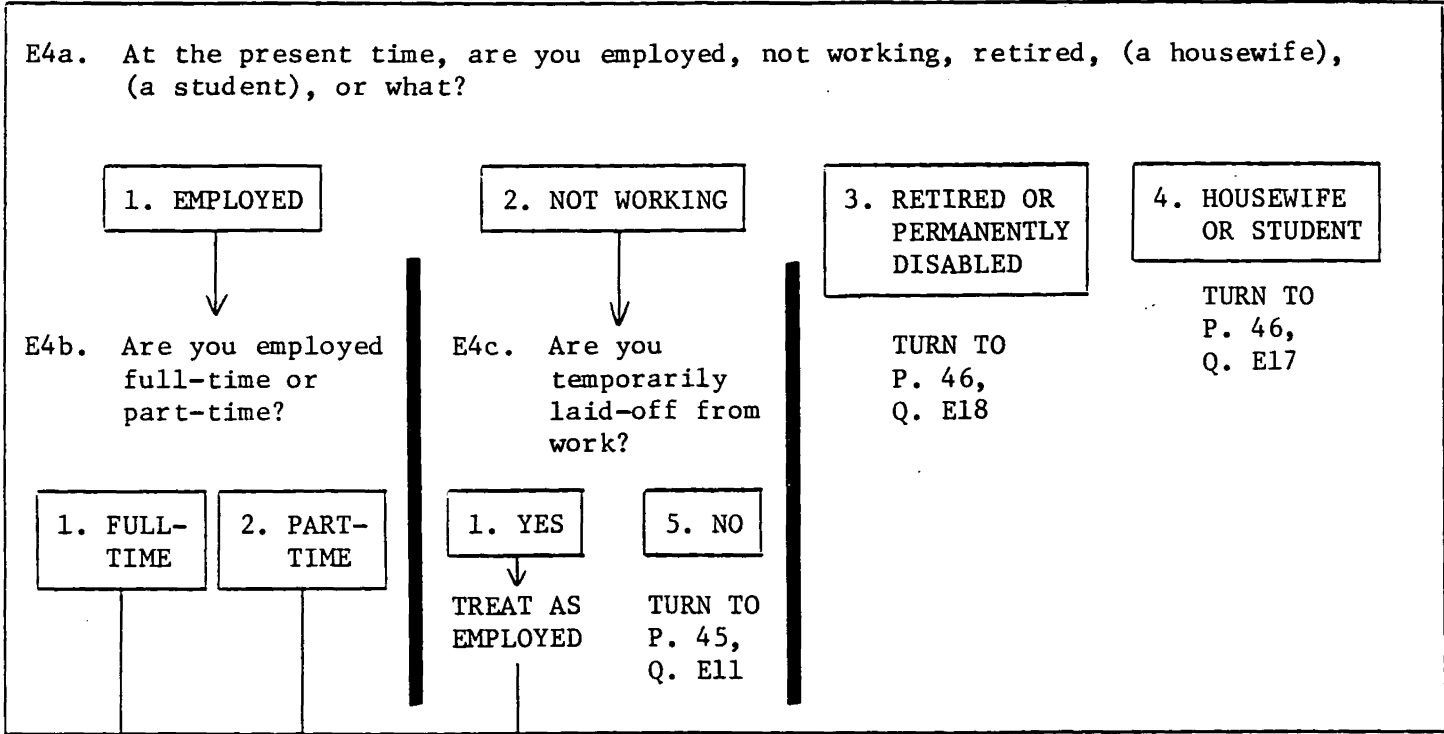


E3c. What is the highest degree (he/she) has received?

E4. (ASK EVERYONE) Now I'm going to ask a few questions about your employment. Have you ever been employed?

1. YES

5. NO → TURN TO P. 46, E17



E5. About how many miles or blocks away from your home is your usual place of work?

_____ MILES OR _____ BLOCKS

E6. How do you usually get to work? Do you drive yourself, are you a member of a car pool, do you take a bus or do you walk to work?

1. DRIVE	2. CAR POOL	3. BUS	4. WALK	7. OTHER (SPECIFY): _____ _____
----------	-------------	--------	---------	------------------------------------

E7. Are you currently employed by a private individual or company, by some level of government, or are you self-employed?

1. PRIVATE

GO TO Q. E8

2. GOVERNMENT



3. SELF-EMPLOYED

GO TO Q. E8

E7a. Is that a city, county, state or federal government?

1. CITY

2. COUNTY

3. STATE

4. FEDERAL

E8. What is your main occupation? (PROBE: "What kind of work do you do?")

Four horizontal lines for writing the answer to E8.

E9. Do you belong to a labor union?

1. YES

5. NO

E10. In what month and year did you start your job?

_____/_____
MONTH YEAR

TURN TO P. 46, Q. E18

(R IS UNEMPLOYED)

E11. In what month and year did you start this period away from work?

_____/_____
MONTH YEAR

E12. Are you collecting unemployment benefits?

1. YES

5. NO

GO TO Q. E13

E12a. How long before your benefits run out?

_____/_____
MONTH YEAR

E13. Was your last employer a private company or individual, was it some level of government, or were you self-employed?

1. PRIVATE

2. GOVERNMENT

3. SELF-EMPLOYED

GO TO Q. E14

GO TO Q. E14

E13a. Was that a city, county, state or federal government?

1. CITY

2. COUNTY

3. STATE

4. FEDERAL

E14. What sort of work did you do on your last job? (PROBE: "What was your occupation?")

E15. On your last job, did you belong to a labor union?

1. YES

5. NO

E16. In what month and year did you start work on your last job?

_____/_____
MONTH YEAR

E17. Are you currently looking for work?

1. YES

5. NO

→ GO TO Q. E18

E17a. How are you trying to find out about jobs? (PROBE: "Anything else?")

E18. INTERVIEWER CHECKPOINT F

(FROM P. 42, Q. E1)

1. R IS CURRENTLY MARRIED

2. R IS WIDOWED, DIVORCED, SEPARATED OR NEVER MARRIED → TURN TO P. 47, Q. E22

E19. In what month and year was your (husband/wife) born?

_____/_____
MONTH YEAR

E20. Is your (husband/wife) currently employed, not working, retired, (a housewife), (a student), or what?

1. EMPLOYED

2. NOT WORKING

3. RETIRED, PERMANENTLY DISABLED, A HOUSEWIFE, OR A STUDENT

E20a. Is (he/she) employed full-time or part-time?

1. FULL-TIME 2. PART-TIME

TURN TO P. 47, Q. E21

E20b. Is your (husband/wife) temporarily laid off from work?

1. YES 5. NO

TREAT AS EMPLOYED TURN TO P. 47, Q. E22

TURN TO P. 47, Q. E21

TURN TO P. 47, Q. E22

E21. What is (his/her) main occupation? (PROBE: "What sort of work does (he/she) do?")

E22. (CARD 12, GREEN) Now we'd like to know about your personal income before taxes last year. Please look at this card and tell me the total income you earned in wages, salaries, commissions, tips or bonuses in 1974?

- | | |
|-------------------------------|---------------------------------|
| (00) _____ A. None | (10) _____ J. \$7,000 - 7,999 |
| (01) _____ B. \$1 - 499 | (11) _____ K. \$8,000 - 8,999 |
| (02) _____ C. \$500 - 999 | (12) _____ L. \$9,000 - 9,999 |
| (03) _____ D. \$1,000 - 1,999 | (13) _____ M. \$10,000 - 11,999 |
| (04) _____ E. \$2,000 - 2,999 | (14) _____ N. \$12,000 - 14,999 |
| (05) _____ F. \$3,000 - 3,999 | (15) _____ O. \$15,000 - 24,999 |
| (06) _____ G. \$4,000 - 4,999 | (16) _____ P. \$25,000 - 49,999 |
| (07) _____ H. \$5,000 - 5,999 | (17) _____ Q. \$50,000 or more |
| (08) _____ I. \$6,000 - 6,999 | |

E23. (CARD 12, GREEN) Please tell me how much additional income before taxes you received in 1974 from things such as interest on savings, stock dividends, pensions, social security, child support, alimony, public assistance, unemployment benefits, or any other source?

- | | |
|-------------------------------|---------------------------------|
| (00) _____ A. None | (10) _____ J. \$7,000 - 7,999 |
| (01) _____ B. \$1 - 499 | (11) _____ K. \$8,000 - 8,999 |
| (02) _____ C. \$500 - 999 | (12) _____ L. \$9,000 - 9,999 |
| (03) _____ D. \$1,000 - 1,999 | (13) _____ M. \$10,000 - 11,999 |
| (04) _____ E. \$2,000 - 2,999 | (14) _____ N. \$12,000 - 14,999 |
| (05) _____ F. \$3,000 - 3,999 | (15) _____ O. \$15,000 - 24,999 |
| (06) _____ G. \$4,000 - 4,999 | (16) _____ P. \$25,000 - 49,999 |
| (07) _____ H. \$5,000 - 5,999 | (17) _____ Q. \$50,000 or more |
| (08) _____ I. \$6,000 - 6,999 | |

E24. Did anyone else contribute money to the household income in 1974?

1. YES

5. NO

→ GO TO Q. E25

E24a. (CARD 12, GREEN) Please look at this card and tell me the total additional income before taxes that others contributed to the household income in 1974 from all sources.

- (00) _____ A. None
- (01) _____ B. \$1 - 499
- (02) _____ C. \$500 - 999
- (03) _____ D. \$1,000 - 1,999
- (04) _____ E. \$2,000 - 2,999
- (05) _____ F. \$3,000 - 3,999
- (06) _____ G. \$4,000 - 4,999
- (07) _____ H. \$5,000 - 5,999
- (08) _____ I. \$6,000 - 6,999
- (10) _____ J. \$7,000 - 7,999
- (11) _____ K. \$8,000 - 8,999
- (12) _____ L. \$9,000 - 9,999
- (13) _____ M. \$10,000 - 11,999
- (14) _____ N. \$12,000 - 14,999
- (15) _____ O. \$15,000 - 24,999
- (16) _____ P. \$25,000 - 49,999
- (17) _____ Q. \$50,000 or more

E25. Now some questions about when you were growing up. In what month and year were you born?

_____/_____
MONTH YEAR

E26. In what state or country were you born?

STATE OR COUNTRY

E27. When you were 16, who did you consider to be the head of your household?

_____ (FILL IN WHEREVER "HEAD" APPEARS)

E28. What was (HEAD's) main occupation? (PROBE: "What sort of work did (he/she) do?")

E29. What was the highest grade of school or year of college that (HEAD had completed by the time you were around 16?

[00] [01] [02] [03] [04] [05] [06] [07] [08] [09] [10] [11] [12] [13] [14] [15] [16] [17+]

E30. Was your father born in the United States?

1. YES

E30a. Where did your father's family come from originally?

PLACE

998. DON'T KNOW

5. NO

E30b. Which country was he born in?

COUNTRY

998. DON'T KNOW

GO TO Q. E31

E31. Was your mother born in the United States?

1. YES

E31a. Where did your mother's family come from originally?

PLACE

998. DON'T KNOW

5. NO

E31b. Which country was she born in?

COUNTRY

998. DON'T KNOW

GO TO Q. E32

E32. What do you consider to be your main ethnic or nationality group?

GO TO Q. E32c

001. AMERICAN

000. NONE

TURN TO P. 50, Q. E33

E32a. Do you consider yourself to be a member of any other ethnic or nationality group?

1. YES

5. NO

TURN TO P. 50, Q. E33

E32b. What ethnic or nationality group is that?

E32c. How many of your friends would you say are of the same ethnic group or nationality? Would you say all of them, most of them, some of them, or none of them?

1. ALL OF THEM

2. MOST OF THEM

4. SOME OF THEM

5. NONE OF THEM

8. DON'T KNOW

E33. Do you have a religious preference? That is, are you either Protestant, Catholic, Jewish, or something else?

PROTESTANT	200. CATHOLIC	300. JEWISH	OTHER (SPECIFY): _____ _____	900. NONE
------------	---------------	-------------	------------------------------------	-----------

GO TO Q. E34

E33a. What church is that? _____

E34. People often talk about different social classes. For example, the upper class, the working class, the lower class, the middle class, and the upper middle class. Please tell me which social class you feel that you belong to.

1. UPPER CLASS	2. UPPER MIDDLE CLASS	3. MIDDLE CLASS	4. WORKING CLASS	5. LOWER CLASS	7. OTHER (SPECIFY): _____
0. NONE					

E35. How much has the present economic situation affected you (and your family)? Would you say a great deal, somewhat, or not much at all?

1. A GREAT DEAL	3. SOMEWHAT	5. NOT MUCH AT ALL	8. DON'T KNOW
-----------------	-------------	--------------------	---------------

E36. How about the economic policy of the government in Washington--I mean steps taken to fight inflation or unemployment--would you say the government is doing a good job, only fair, or a poor job?

1. GOOD JOB	3. ONLY FAIR	5. POOR JOB	8. DON'T KNOW
-------------	--------------	-------------	---------------

E37. Have you (or anyone in your family) ever been interviewed before?

1. YES	5. NO	8. DON'T KNOW
--------	-------	---------------

GO TO RECONTACT SHEET

F. INTERVIEWER OBSERVATIONS

F1. RECORD R's SEX

1. MALE

2. FEMALE

F2. RECORD R's RACE

1. WHITE

2. BLACK

7. OTHER (SPECIFY): _____

8. DON'T KNOW

F3. How many minutes were consumed by interruptions? _____

F4. Who besides you and the respondent was present for any substantial part of the interview?

F4. PERSON (BY RELATIONSHIP TO R)

F4a. Did this person affect the interview? If so, how?

F5. Which questions caused trouble? _____

F6. Did R have trouble understanding any substantial number of questions?

1. YES
↓

5. NO → GO TO F8

F7. Which questions were those? _____

F8. Sex of Interviewer: 1. MALE 2. FEMALE

F9. Race of Interviewer: 1. WHITE 2. BLACK 7. OTHER (SPECIFY): _____

GO TO THUMBNAIL SKETCH

October 21, 1975

CODEBOOK CORRECTIONS

- 1975, page 3, question 13, Variable 77 - The OLD ISR SEQ # was used for this question as with all other occupation questions in the interview -- NOT THE NEW ISR SEQ #.
- 1975, page 7, question 112, Variable 158 - #5 should read "Almost none" instead of "Almost half".
- 1975, page 8, question D2, Variable 384
- 1975, page 13, question D12, Variable 492 - For both of these questions there must be at least one bedroom.
- 1975, page 3, question E6, Variable 441 - The variable name should be "GETTWRK".
- 1975, page 5, question E33, Variable 488 - All responses of 900 in the questionnaire were coded 998.

COMMUNITY LIFE AND POLITICS

Card 01

COVER SHEET

<u>Column</u>		<u>Var. #</u> <u>Name</u>
1-4	<u>Project Number (8583)</u>	<u>1</u> PROJ#
5-6	<u>Card Number (01)</u>	-----
7-10	<u>Interview Number</u> (DAS interview number from left side of page 1 of cover sheet)	<u>2</u> I'W#

Column

Var. #
Name

11-12

7. Location Name (City/Township Name)

3
LOCATION

- 10. Allen Park
- 40. Berkley
- 41. Birmingham
- 42. Bloomfield Township
- 30. Centerline
- 43. Clawson
- 31. Clinton Township
- 11. Dearborn
- 12. Dearborn Heights
- 01. Detroit
- 32. East Detroit
- 44. Farmington Hills
- 45. Farmington Township
- 13. Garden City
- 14. Gross Pointe Farms
- 15. Gross Pointe Shores
- 16. Hamtramck
- 46. Hazel Park
- 17. Highland Park
- 18. Lincoln Park
- 19. Livonia
- 47. Oak Park
- 20. Redford Township
- 21. River Rouge
- 33. Roseville
- 48. Royal Oak
- 34. St. Clair Shores
- 49. Southfield
- 22. Southgate
- 35. Sterling Heights
- 23. Taylor
- 24. Trenton
- 50. Troy
- 36. Warren
- 25. Wayne
- 26. Westland
- 27. Wyandotte

- 99. NA

Key to Code

<u>Col. 11</u>	<u>Area</u>
0	City of Detroit
1, 2	Wayne County (except Detroit)
3	Macomb County
4, 5	Oakland County

Column

Var. #
Name

13-15

8. Segment Number

4
SEG#

Code exact number (001-998)

999. NA

16-17

8. Segment Letter

5
SEGLETTR

- 01. A
- 02. B
- 03. C
- 04. D
- 05. E
- 06. F
- 07. G
- 08. H
- 09. I
- 10. J
- 11. K
- 12. L
- 13. M
- 14. N
- 15. O
- 16. P
- 17. Q
- 18. R
- 19. S
- 20. T
- 21. U
- 22. V
- 23. W
- 24. X
- 25. Y
- 26. Z

99. NA

00. INAP, no segment letter

18-20

9. Segment Listing Sheet Line Number

6
SEGLINE#

Code exact number (001-998)

999. NA

Column

Var. #
Name

21

11. Other housing units?

7
OTHERHU?

- 1. 1 HU
- 2. THERE ARE _____ HU's AT THE LISTED ADDRESS
- 9. NA

22-23 (1st) 12. Call Record: Date - Month

8
CR/MO1

24-25 (2nd)
26-27 (3rd)
28-29 (4th)
30-31 (5th)

- 01. January
- 02. February
- 03. March
- 04. April
- 05. May
- 06. June
- 07. July
- 08. August
- 09. September
- 10. October
- 11. November
- 12. December

9
CR/MO2

10
CR/MO3

11
CR/MO4

12
CR/MO5

- 99. NA
- 00. INAP, no call made

32-33 (1st) 12. Call Record: Date - Day of Month

13
CR/DATE1

34-35 (2nd)
36-37 (3rd)
38-39 (4th)
40-41 (5th)

Code actual day of month (01-31)

- 99. NA
- 00. INAP, no call made

14
CR/DATE2

15
CR/DATE3

16
CR/DATE4

17
CR/DATE5

42 (1st) 12. Call Record: Day of the Week

18
CR/DAY1

43 (2nd)
44 (3rd)
45 (4th)
46 (5th)

- 1. Monday
- 2. Tuesday
- 3. Wednesday
- 4. Thursday
- 5. Friday
- 6. Saturday
- 7. Sunday

19
CR/DAY2

20
CR/DAY3

21
CR/DAY4

22
CR/DAY5

- 9. NA
- 0. INAP, no call made

Column

Var. #
Name

47-48 (1st)	<u>12. Call Record: Time of Day</u>	<u>23</u>
49-50 (2nd)		CR/HR1
51-52 (3rd)	Code to the nearest hour. If 30 minutes, code to	
53-54 (4th)	the odd hour.	<u>24</u>
55-56 (5th)		CR/HR2
	01. 1:00 AM	
	.	<u>25</u>
	.	CR/HR3
	12. 12:00 PM - NOON	
	13. 1:00 PM	<u>26</u>
	.	CR/HR4
	.	
	.	<u>27</u>
	17. 5:00 PM	CR/HR5
	.	
	.	
	20. 8:00 PM	
	.	
	.	
	24. 12:00 AM - MIDNIGHT	
	99. NA	
	00. INAP, no call made	

57. (1st)	<u>12. Call Record: Result of Call</u>	<u>28</u>
58 (2nd)		CR/RES1
59 (3rd)	1. INT (INTERVIEW COMPLETED)	
60 (4th)	2. HV (HOUSE VACANT)	<u>29</u>
61 (5th)	3. NER (NO ELIGIBLE RESPONDENT)	CR/RES2
	4. NOC (NO ONE CONTACTED)	
	5. RA (RESPONDENT ABSENT)	<u>30</u>
	6. SLIP (SAMPLE LISTING ISN'T PROBER)	CR/RES3
	7. REF (REFUSAL)	
	8. OTHER (NONINTERVIEW FOR OTHER REASON)	<u>31</u>
		CR/RES4
	9. NA	
	0. INAP, no call made	<u>32</u>
		CR/RES5

Column

Var. #
Name

<u>Column</u>	<u>Var. #</u>	<u>Name</u>
62-63 (1st)	33	12. Call Record: Interviewer's Name (Initials)
64-65 (2nd)	CR/I'ER1	
66-67 (3rd)	34	01. Becker, Thomas
68-69 (4th)	CR/I'ER2	02. Bianchi, Suzanne
70-71 (5th)	35	03. Binker, Roland
	CR/I'ER3	04. Gaskin, Katharine
	36	05. Haque, Khondaker
	CR/I'ER4	06. Hartmann, Pamela
	37	07. Hauck, Carol
	CR/I'ER5	08. Hodgdon, Jonathan
		09. Iglehart, Alfreda
		10. Kinghorn, Sandra
		11. Koenig, Michael
		12. Kunin, James Timothy
		13. Levitt, Nancy
		14. Lewis, Gail
		15. Liebman, Robert
		16. Lin, Howard
		17. Lynn, Leonard
		18. Osagie, Francis
		19. Roumell, Michael
		20. Singer, Thea
		21. Sfeir-Younis, Luis
		22. Sohail, Mohammad
		23. Apple, Alice
		24. Behnke, Mary
		25. Bremen, Elsie
		26. Doyle, Pat
		27. Fair, Willa
		28. Flanagan, Helen
		29. Guyton, Mildred
		30. Hester, Grace
		31. Juntunen, Amy
		32. Lenchek, Ruth
		33. Neef, Carol
		34. Norris, Evelyn
		35. Pendray, Betty
		36. Thorsby, Jackie
		37. Greenman, Joseph
		99. NA
		00. INAP (Non-interview or non-response; no call made)

COMMUNITY LIFE AND POLITICS

Card 2

<u>Column</u>	<u>COVER SHEET</u>	<u>Var. #</u> <u>Name</u>
1-4	<u>Project Number (8583)</u>	
5-6	<u>Card Number (02)</u>	
7-10	<u>Interview Number</u> (DAS interview number from left side of page 1 of cover sheet)	
11-12 (6th)	<u>12. Call Record: Date - Month</u>	<u>38</u>
13-14 (7th)		CR/MO6
15-16 (8th)	01. January	<u>39</u>
17-18 (9th)	02. February	CR/MO7
19-20 (0th)	03. March	<u>40</u>
	04. April	CR/MO8
	05. May	<u>41</u>
	06. June	CR/MO9
	07. July	<u>42</u>
	08. August	CR/MO10
	09. September	
	10. October	
	11. November	
	12. December	
	99. NA	
	00. INAP, no call made	
21-22 (6th)	<u>12. Call Record: Date - Day of Month</u>	<u>43</u>
23-24 (7th)		CR/DATE6
25-26 (8th)	Code actual day of month (01-31)	<u>44</u>
27-28 (9th)		CR/DATE7
29-30 (0th)	99. NA	<u>45</u>
	00. INAP, no call made	CR/DATE8
		<u>46</u>
		CR/DATE9
		<u>47</u>
		CR/DAT10
31 (6th)	<u>12. Call Record: Day of the Week</u>	<u>48</u>
32 (7th)		CR/DAY6
33 (8th)	1. Monday	<u>49</u>
34 (9th)	2. Tuesday	CR/DAY7
35 (0th)	3. Wednesday	<u>50</u>
	4. Thursday	CR/DAY8
	5. Friday	<u>51</u>
	6. Saturday	CR/DAY9
	7. Sunday	<u>52</u>
	9. NA	CR/DAY10
	0. INAP, no call made	

Column

Var. #
Name

36-37 (6th)	<u>12. Call Record: Time of Day</u>	<u>53</u>
38-39 (7th)		CR/HR6
40-41 (8th)	Code to the nearest hour. If 30 minutes, code to the odd hour.	<u>54</u>
42-43 (9th)		CR/HR7
44-45 (0th)	01. 1:00 AM	<u>55</u>
	.	CR/HR8
	.	
	12. 12:00 PM - Noon	<u>56</u>
	13. 1:00 PM	CR/HR9
	.	
	.	<u>57</u>
	.	CR/HR10
	17. 5:00 PM	
	.	
	.	
	20. 8:00 PM	
	.	
	.	
	24. 12:00 AM - Midnight	
	99. NA	
	00. INAP, no call made	

46 (6th)	<u>12. Call Record: Result of Call</u>	<u>58</u>
47 (7th)		CR/RES6
48 (8th)	01. INT (INTERVIEW COMPLETED)	
49 (9th)	02. HV (HOUSE VACANT)	<u>59</u>
50 (0th)	03. NER (NO ELIGIBLE RESPONDENT)	CR/RES7
	04. NOC (NO ONE CONTACTED)	
	05. RA (RESPONDENT ABSENT)	<u>60</u>
	06. SLIP (SAMPLE LISTING ISN'T PROPER)	CR/RES8
	07. REF (REFUSAL)	
	08. OTHER (NONINTERVIEW FOR OTHER REASON)	<u>61</u>
		CR/RES9
	09. NA	
	10. INAP, no call made	<u>62</u>
		CR/RES10

Column

Var. #
Name

51-52 (6th)	12. <u>Call Record: Interviewer's Name (Initials)</u>	<u>63</u>
53-54 (7th)		CR/I'ER6
55-56 (8th)	01. Becker, Thomas	
57-58 (9th)	02. Bianchi, Suzanne	<u>64</u>
59-60 (0th)	03. Binker, Roland	CR/I'ER7
	04. Gaskin, Katharine	
	05. Haque, Khondaker	<u>65</u>
	06. Hartmann, Pamela	CR/I'ER8
	07. Hauck, Carol	
	08. Hodgdon, Jonathan	<u>66</u>
	09. Iglehart, Alfreda	CR/I'ER9
	10. Kinghorn, Sandra	
	11. Koenig, Michael	<u>67</u>
	12. Kunin, James Timothy	CR/IER10
	13. Levitt, Nancy	
	14. Lewis, Gail	
	15. Liebman, Robert	
	16. Lin, Howard	
	17. Lynn, Leonard	
	18. Osagie, Francis	
	19. Roumell, Michael	
	20. Singer, Thea	
	21. Sfeir-Younis, Luis	
	22. Sohail, Mohammad	
	23. Apple, Alice	
	24. Behnke, Mary	
	25. Bremen, Elsie	
	26. Doyle, Pat	
	27. Fair, Willa	
	28. Flanagan, Helen	
	29. Guyton, Mildred	
	30. Hester, Grace	
	31. Juntunen, Amy	
	32. Lencheck, Ruth	
	33. Neef, Carol	
	34. Norris, Evelyn	
	35. Bendray, Betty	
	36. Thorsby, Jackie	
	37. Greenman, Joseph	
	99. NA	
	00. INAP (Non-interview or non-response; no call made)	

Column

Var. #
Name

61-62 12. Call Record Summary: Total number of calls made 68
CR/CALLS

Code total number of calls made to the HU (00-98)

99. NA

63 13. Final Outcome 69
OUTCOME

Code 0 in
cols. 64-
75

- 1. INT (INTERVIEW COMPLETED)
- 2. HV (HOUSE VACANT)
- 3. NER (NO ELIGIBLE RESPONDENT)
- 4. NOG(AT) (NO ONE CONTACTED ANY TIME)
- 5. RA (RESPONDENT ABSENT)
- 6. SLIP (SAMPLE LISTING ISN'T PROPER)

Make
Card

- 7. REF (REFUSAL)
- 8. OTHER (NONINTERVIEW FOR OTHER REASON)

Code 0 in
cols. 64-75

9. NA

64 For Refusals Only (Characterize person refusing) 70
REFWHEN

14a. Refusal Occured:

- 1. AFTER HOUSEHOLD LISTING WAS OBTAINED
- 2. BEFORE HOUSEHOLD LISTING WAS OBTAINED
- 9. NA
- 0. INAP; not refused; coded 1-6, 9 in col. 63

65 14b. Who refused? 71
REFWHO

MAKE
CARD

- 1. DESIGNATED RESPONDENT
- 2. RESPONDENT'S SPOUSE
- 3. ANOTHER PERSON IN THE HOUSEHOLD
- 4. LANDLORD, MANAGER, APARTMENT SUPERVISOR,
DOORMAN, ETC.
- 5. CAN'T TELL
- 9. NA
- 0. INAP; not refused; coded 1-6, 9 in col. 63

Column

Var. #
Name

66 14c. Sex of person refusing 72
REFSEX

- 1. MALE
- 2. FEMALE
- 9. NA
- 0. INAP; not refused; coded 1-6, 9 in col. 63

67 14d. Race of person refusing 73
REFRACE

- 1. WHITE
- 2. BLACK
- 7. OTHER
- 9. NA
- 0. INAP; not refused; coded 1-6, 9 in col. 63

MAKE
CARD

68 15. By and large, do you think most (CITY/TOWNSHIP)
government offices do a good job? 74
REFGOVT

- 1. YES
- 3. DEPENDS
- 5. NO
- 8. DK
- 9. NA
- 0. INAP; not refused; coded 1-6, 9 in col. 63

69 16. About how many local elections have you voted
in here or anywhere else? Would you say all
of them, most of them, some of them, or none
of them? 75
REFVOTED

- 1. ALL
- 2. MOST
- 4. SOME
- 5. NONE
- 6. NEVER ELIGIBLE
- 8. DK
- 9. NA
- 0. INAP; not refused; coded 1-6, 9 in col. 63

Column

Var. #
Name

70

17. How satisfied are you with your neighborhood
in general? Are you very satisfied, satisfied,
dissatisfied, or very dissatisfied?

76

REFSAT

- 1. VERY SATISFIED
- 2. SATISFIED
- 4. DISSATISFIED
- 5. VERY DISSATISFIED
- 8. DK
- 9. NA
- 0. INAP; not refused; coded 1-6, 9 in col. 63

71-73

18. What is your occupation?

77

REFOCC

Code number pre-coded in margin.

Use appendix D - Occupation Reference File -
(New ISR SEQ. #), EXCEPT:

000. INAP; not refused; coded 1-6, 9 in col. 63

74-75

19. What was the highest grade of school you
completed?

78

REFEDUC

Code actual number (00-16).

- 00. None
- 01.
- .
- .
- .
- 17. 17 years or more
- 98. DK
- 99. NA
- 00. INAP; not refused; coded 1-6, 9 in col. 63

COMMUNITY LIFE AND POLITICS

: Card 03

<u>Column</u>	<u>COVER SHEET</u>	<u>Var. #</u> <u>Name</u>
1-4	<u>Project Number (8583)</u>	
5-6	<u>Card Number (03)</u>	
7-10	<u>Interview Number (DAS interview number from left side of page 1 of cover sheet)</u>	
11-12	<u>20. What type of structure does R live in?</u> 01. TRAILER OR MOBILE HOME 02. DETACHED SINGLE FAMILY HOUSE 03. TWO-FAMILY HOUSE 04. HOUSE CONVERTED INTO APARTMENTS 05. ROW HOUSE OR TOWNHOUSE 06. APARTMENT HOUSE (3 STORIES OR LESS) 07. APARTMENT HOUSE (4+ STORIES) 08. APARTMENT IN PARTLY COMMERCIAL STRUCTURE <div data-bbox="183 1140 287 1236" style="border: 1px solid black; padding: 2px; display: inline-block;">MAKE CARD</div> ————— 97. OTHER 99. NA	<u>79</u> HUTYPE
13	<u>21. Do all the residents share a common entrance?</u> 1. YES 5. NO 9. NA 0. INAP; not multiple family DU	<u>80</u> HUENTR
14	<u>22. Is there a buzzer to get past the front door?</u> 1. YES 5. NO 9. NA 0. INAP; not multiple family DU	<u>81</u> HUBUZZER

Column

Var. #
Name

15

23. Is there a doorman or someone stationed in the lobby or entryway?

82
HUOORMN

- 1. YES
- 5. NO
- 9. NA
- 0. INAP; not multiple family DU

16

24. What kind of street is R's house or building located on?

83
HUSTREET

- 1. THROUGH STREET
- 2. DEAD END OR CUL DE SAC
- 7. OTHER
- 9. NA

MAKE
CARD

17

25. Relation of R's house or building to next-door structures:

84
HUSEPARA

- 1. SHARPLY SEPARATED ON ONE OR BOTH SIDES BY HIGH BUSHES, FENCES, ETC.
- 2. SEPARATED ON ONE OR BOTH SIDES BY LOW OR SCATTERED SHRUBBERY, ETC.
- 3. SEPARATED ON ONE OR BOTH SIDES BY WALKWAYS OR DRIVEWAYS
- 5. NO DISTINCT SEPARATION
- 6. MORE THAN ONE ANSWER CHECKED
- 7. OTHER
- 9. NA

MAKE
CARD

Column

Var. #
Name

26. How well kept up and clean is R's house or building and yard in comparison with the others on the same block?

18

26a. House or building:

85
HUBLDG

- 1. BETTER
- 3. ABOUT THE SAME
- 5. WORSE

- 9. NA
- 0. INAP; no other building on block

19

26b. Yard:

86
HUYARD

- 1. BETTER
- 3. ABOUT THE SAME
- 5. WORSE

- 9. NA
- 0. INAP; no yard

27. Describe the block that R's house or building faces on by using the following pairs of phrases.

20

27a. Structures well kept/Structures poorly kept

87
NDBLDG

Code number of box checked (1-7)

Use same code for
cols. 21-23

- 9. NA
- 0. INAP; no other building on block, no yard

21

27b. Yards well kept/Yards poorly kept

88
NDYARD

22

27c. Heavy street traffic/No street traffic

89
NDTRAFFC

23

27d. Much activity/Little activity

90
NDACTIVE

Column

Var. #
Name

29. List all members of the household.

24 (1st)
25 (2nd)
26 (3rd)
27 (4th)
28 (5th)
29 (6th)

29a. Household members 18 years or older by relationship to Head.

- 1. HEAD
- 2. Spouse of Head
- 3. Son
- 4. Daughter
- 5. Other male
- 6. Other female
- 9. NA
- 0. INAP, no person on this line

91
PERSON1
92
PERSON2
93
PERSON3
94
PERSON4
95
PERSON5
96
PERSON6

30 (1st)
31 (2nd)
32 (3rd)
33 (4th)
34 (5th)
35 (6th)

29b. Sex

- 1. Male
- 2. Female
- 9. NA
- 0. INAP, no person on this line

97
SEX1
98
SEX2
99
SEX3
100
SEX4
101
SEX5
102
SEX6

36-37 (1st)
38-39 (2nd)
40-41 (3rd)
42-43 (4th)
44-45 (5th)
46-47 (6th)

29c. Age

- Code actual age (01-97)
- 98. Ninety-eight years or more.
- 99. NA, DK
- 00. INAP, no person on this line

103
AGE1
104
AGE2
105
AGE3
106
AGE4
107
AGE5
108
AGE6

48 (1st)
49 (2nd)
50 (3rd)
51 (4th)
52 (5th)
53 (6th)

29d. Person Number

- Code person number given to each household member (1-6)
- 9. NA
- 0. INAP, no person on this line

109
PERSON#1
110
PERSON#2
111
PERSON#3
112
PERSON#4
113
PERSON#5
114
PERSON#6

Column

Var. #
Name

54

29e. Person number of respondent

115
R'S#

Code person number of the household member designated as the respondent (R in column e) (1-6)

- 9. NA
- 0. INAP; no person on this line

55

29. Summary - Number of persons younger than 18 years listed by relationship to Head.

116
SUM<18

Code actual number of persons listed in lower half of listing box (1-7)

- 8. Eight persons or more
- 9. NA
- 0. NONE, no person on this line

COMMUNITY LIFE AND POLITICS

Card 04

RECONTACT SHEET - CENSUS DATA

Column

Var. #
Name

1-4 Project Number (8583)

5-6 Card Number (04)

7-10 Interview Number (DAS interview number from left side of page 1 of recontact sheet)

11 R1. Would you please give me your phone number so we can call you?

117
PHONE#?

- 1. GIVEN
- 5. REFUSED

Code 0 in
cols. 12-13

- 6. No phone
- 9. NA

12 R1c. Respondent's mailing address (for R's who do not have a telephone)

118
ADDRESS?

- 1. Given
- 5. Refused
- 9. NA
- 0. INAP; coded 9 in col. 11

13 R1d. Just so we will be sure to get the right person when we call, will you give me your name?

119
NAME?

- 1. Given
- 5. Refused
- 9. NA
- 0. INAP; coded 9 in col. 11

Column

Var. #
Name

14-17	<u>Present HU: Census Block Number</u>	<u>120</u>
		BLK#
	Code actual census block number	Key to Code
	9999. NA	<u>col. 14</u> <u>Area</u>
		0 1 block
		1 multiple blocks
18-23	<u>Present HU: Census Tract Number</u>	<u>121</u>
		TRACT#
	Code actual census tract number	Key to Code
	999999. NA	<u>Col. 18</u> <u>Area</u>
		0 Wayne County
		1 Oakland County
		2 Macomb County
24-28	<u>Present HU: Total population, block</u>	<u>122</u>
		TOTPOP
	99999. NA	
29-31	<u>Present HU: Percent of the population under 18, block</u>	<u>123</u>
		%UNDER18
	999. NA	
32-34	<u>Present HU: Percent of the population over 62, block</u>	<u>124</u>
		%OVER62
	999. NA	
35-37	<u>Present HU: Percent black, block</u>	<u>125</u>
		%BLACK
	999. NA	
38-41	<u>Present HU: Total number of HU's, block</u>	<u>126</u>
		TOT#HU
	9999. NA	

<u>Column</u>		<u>Var. #</u> <u>Name</u>
42-45	<u>Present HU: Number of owner-occupied HU's block</u> 9999. NA	<u>127</u> #OWNERS
46-49	<u>Present HU: Number of renter-occupied HU's, block</u> 9999. NA	<u>128</u> #RENTERS
50-54	<u>Present HU: Average value of owner-occupied HU's, block</u> 99999. NA	<u>129</u> HU/VALUE
55-58	<u>Present HU: Average contract rent of renter-occupied HU's, block</u> 9999. NA	<u>130</u> HU/RENT
59-61	<u>Present HU: Median years of education completed, tract</u> 999. NA	<u>131</u> MED/EDUC
62-66	<u>Present HU: Median household income, tract</u> 99999. NA	<u>132</u> MED/INC
67-69	<u>Present HU: Mean years lived in sample tract, tract</u> 999. NA	<u>133</u> YRSTRACT

COMMUNITY LIFE AND POLITICS

Card 05

CENSUS DATA

<u>Column</u>		<u>Var. #</u> <u>Name</u>
1-4	<u>Project Number (8583)</u>	
5-6	<u>Card Number (05)</u>	
7-10	<u>Interview Number</u> (DAS interview number from left side of page 1 of recontact sheet)	
11-16	<u>Previous HU: Census tract number</u> 999999. NA 000000. INAP, no previous housing unit	<u>134</u> PREVTR#
17-19	<u>Previous HU: Median years of education completed, tract</u> 999. NA 000. INAP, no previous housing unit	<u>135</u> PREVEDUC
20-24	<u>Previous HU: Median household income, tract</u> 99999. NA 00000. INAP, no previous housing unit	<u>136</u> PREVINC
25-27	<u>Previous HU: Mean years lived in sample tract, tract</u> 999. NA 000. INAP, no previous housing unit	<u>137</u> PREVYRS

COMMUNITY LIFE AND POLITICS

Card 06

Column

Var. #
Name

1-4 Project Number (8583)

5-6 Card Number (06)

7-10 Interview Number (DAS interview number from left side of face sheet of questionnaire)

11-12 A1. What do you like best about this neighborhood?

138
NDBEST

- | | |
|------|---|
| 1126 | 01. Convenience to work, schools, shopping etc. |
| 152 | 02. Friendliness of people; quality of neighbors |
| 36 | 03. Well-kept up houses and yards, beautiful buildings |
| 6 | 04. People work together as neighbors, care about the neighborhood |
| 17 | 05. Safety of the neighborhood |
| 04 | 06. I have friends/relatives who live here |
| 115 | 07. Quiet, little traffic |
| 19 | 08. People mind their own business |
| 07 | 09. People here are like me, same interests and/or background |
| 05 | 10. Diversity of types of people; people here of different ages, races, backgrounds |
| 18 | 11. The space, seclusion, privacy; in the country; no close neighbors, not crowded |
| 08 | 12. Reasonable cost (of house); low rent |
| 12 | 13. School system, schools - any mention |

If more than one characteristic given, code that designated BEST CHARACTERISTIC.

If none BEST CHARACTERISTIC, code first mention.

- | | | |
|-----------------|----|--|
| Low
Priority | 24 | 90. Something else positive, but vague |
| | 17 | 91. I've always lived here; lived here a long time |
| | 41 | 96. I don't like anything about this neighborhood, |

- | | | |
|--------------|----|-----------|
| Make
Card | 95 | 97. Other |
| | 08 | 98. DK |
| | 04 | 99. NA |

Column

Var. #
Name

13-14

A2. Now we'd like to know what you consider to be
your neighborhood?

139
NDDEF

Code how specific R's definition is. Code most
specific response.

- 302 01. R gives street names as boundaries;
just this street; this building;
a few houses around here
- 07 02. R gives a neighborhood name (like Indian
Village)
- 05 03. R gives a geographical definition like
northwest Detroit
- 02 04. R names landmarks to designate his neigh-
borhood like the Renaissance Center
- 256 05. R gives a general area like "a couple of
blocks around here" or "a mile radius"
- 50 06. R gives name of administrative unit (e.g.,
Highland Park)

Make
Card

- 04 96. I don't have a neighborhood
- 15 97. Other
- 21 98. DK
- 2 99. NA

15

A2. Summary

140
NDCHANGE

Did R seem to change his definition of neighbor-
hood at any time during Section A?

Code Green Penciled Number in Left Margin of Q. A2

- 147 1. Yes, R seemed to change his definition
- 516 5. No, R did not seem to change his definition
- 1 9. NA

Column

Var. #
Name

16 A3. Is there a special name for this neighborhood like "the Old West Side"?

141
NDNAME

- 246 1. YES
- 380 5. NO
- 37 8. DK
- 1 9. NA

17 A4. Do you feel at home in this neighborhood, or do you feel you just happen to live here?

142
ATHOME?

- 539 1. FEEL AT HOME
- 121 2. JUST HAPPEN TO LIVE HERE
- 1 6. A little of both
- 0 8. DK
- 3 9. NA

18 A5. Thinking about this neighborhood, is it the sort of place where most people can drop in on the neighbors anytime, or do people around here keep pretty much to themselves?

143
DROPIN

- 185 1. DROP IN
- 145 3. SOME DROP IN, SOME KEEP TO THEMSELVES
- 311 5. KEEP TO THEMSELVES
- 19 8. DK
- 5 9. NA

19 A6. Of the people who live here, do you think most of them, some of them, or only a few of them take an interest in this neighborhood?

144
NDINTRST

- 406 1. MOST
- 89 3. SOME
- 130 5. A FEW
- 36 8. DK
- 3 9. NA

Column

Var. #
Name

20. A7. Do you think that your neighborhood in general is a better place, about the same, or a worse place to live in than most other neighborhoods in (CITY/TOWNSHIP)?

145
NFUTURE

- 283 1. A BETTER PLACE
283 3. ABOUT THE SAME
42 5. A WORSE PLACE
47 8. DK
9 9. NA

A8. Here is a list of things about a neighborhood that make some people satisfied or dissatisfied. As I read each item, please tell me whether you are very satisfied, satisfied, dissatisfied, or very dissatisfied. What about....

21. A8a. Grocery shopping facilities in this neighborhood?

146
SATGROC

- 250 1. VERY SATISFIED
260 2. SATISFIED
94 4. DISSATISFIED
44 5. VERY DISSATISFIED
13 8. DK
3 9. NA

Use same code
for cols. 22-27

1 2 4 5 8 9
204 341 89 25 5 -

22. A8b. The condition of the houses and buildings in the neighborhood.

147
SATBLDG

109 357 100 31 5 2

23. A8c. The condition of the streets in the neighborhood.

148
SATNSTRT

135 411 78 25 12 3

24. A8d. The quality of the air

149
SATAIR

176 329 109 34 10 6

25. A8e. The neighborhood as a safe place to live

150
SATSAFE

229 346 52 11 23 3

26. A8f. The friendliness of the people

151
SATFREND

205 366 71 14 4 4

27. A8g. The neighborhood in general

152
SATGENRL

Column

Var. #
Name

28

A9. Thinking about your neighbors, are most of the adults younger than you, about your age, or older than you?

153
NDAGE

- 120 1. MOST YOUNGER
- 223 3. MOST ABOUT SAME AGE
- 242 5. MOST OLDER
- 47 6. Some younger, some older; some other combination
- 23 8. DK
- 9 9. NA

29

A10. Would you say most of the families in this neighborhood have less income than your family, about the same, or more income than your family?

154
NDINCOME

- 91 1. MOST HAVE LESS
- 285 3. MOST HAVE ABOUT THE SAME
- 144 5. MOST HAVE MORE
- 7 6. Some have less, some more; some other combination
- 136 8. DK
- 1 9. NA

30

All. What do you think about the future of this neighborhood, say in the next five years? Do you think it will be a better place to live, that it will be about the same, or will it be a worse place to live?

155
NDFUTURE

- 106 1. A BETTER PLACE
- 334 3. ABOUT THE SAME
- 178 5. A WORSE PLACE
- 3 6. SOME WAYS BETTER, SOME WAYS WORSE
- 40 8. DK
- 3 9. NA

Code 0 in
cols. 31-34

Column

Var. #
Name

31-32 (1st)
33-34 (2nd)

Alla. In what ways do you think it will get
(better/worse)?

156
FUTURE?1

Code two mentions.

157
FUTURE?2

f

<u>V156</u>	<u>V157</u>
22	4
42	19
15	6
7	2
<u>19</u>	<u>2</u>
3	2
31	15
2	-
8	2
5	27

NEGATIVE

- 01. Blacks will move in
- 02. Property will deteriorate
- 03. People will move out
- 04. City won't provide services
- 05. Economy
- 06. Safety (Crime; unsafe streets; threat of crime)
- 07. Business, shops, industry closing or moving out of area; lack of specific shops or businesses
- 08. Different type of people moving in; new people don't take care of their property; don't have same values as older residents (not or not ascertained whether 01.)
- 09. Abandoned/condemned houses; they are tearing down homes and not replacing them
- 10. Rowdy youngsters; hippies, kids
- 11. Becoming too developed (too crowded); more people means more problems, less privacy, loss of natural surroundings

Make Card

116 — 6 — 27. Other, negative

POSITIVE

- 33 8 51. Property will improve; people (the gov't) are fixing up the area
- 7 1 52. People who care about neighborhood will move in
- 10 3 53. Neighborhood organizations/people will work on improving neighborhood
- 09 5 54. City services will improve
- 09 2 55. New businesses, shops, industries coming in or being built
- 11 - 56. Replacing/tearing down old or abandoned buildings
- 4 0 57. More/new people moving in; better type of people moving in

Make Card

20 — 4 — 77. Other, positive

1 — — 97. Other

— — — 98. DK

11 — — 99. NA

379 560 00. INAP; coded 6, 8, 9 in col. 30; no second mention

Column

Var. #
Name

35

A12. How many of the adults in your neighborhood would you know by name if you met them on the street? Would you know all or almost all of them, more than half, about half, less than half, almost none, or none of them?

158
KNOWNAME

- 96 1. ALL OR ALMOST ALL
- 57 2. MORE THAN HALF
- 135 3. ABOUT HALF
- 187 4. LESS THAN HALF
- 156 5. ALMOST HALF
- 32 6. NONE
- 8. DK
- 9. NA

Code 0 in
Col. 36

36

A13. Please look at this card and tell me how often you usually get together with the neighbors you know to visit, play cards, or other things like that?

159
VISITN

- 52 1. EVERYDAY OR ALMOST EVERYDAY
- 100 2. ONE OR TWO TIMES A WEEK
- 78 3. A FEW TIMES A MONTH
- 45 4. ONCE A MONTH
- 97 5. A FEW TIMES A YEAR
- 255 6. LESS OFTEN
- 3 7. Never
- 1 8. DK
- 3 9. NA
- 30 0. INAP; knows no adults; coded 6, 8, 9 in col. 35

Column

Var. #
Name

A14. Here is a list of things neighbors do for each other. As I read each item, please tell me whether you have ever received this help from or given this help to your neighbors in this neighborhood.

37

A14a. Taking care of the house, plants, or pets

160
CARE

402 1. YES
260 5. NO
2 8. DK
- 9. NA

Use same code for
cols. 38-41

$\frac{1}{492}$ $\frac{5}{169}$ $\frac{8}{2}$ $\frac{9}{1}$

38

A14b. Loans of household tools or supplies

161
LOANTOOL

321 335 5 3

39

A14c. Caring for children, baby-sitting and so forth

162
BABYSIT

347 290 4 3

40

A14d. Helping around the house or in the yard, like mowing the lawn or shoveling snow

163
YARDHELP

91 558 13 2

41

A14e. Financial help or loans

164
LOANS

Column

Var. #
Name

42

A15. Suppose a freeway were proposed that would go through your neighborhood. Would this neighborhood be likely to work together to do something to stop this or not?

165
FREEWAY

Code 0 in
Col. 43

47% 1. YES
~~100~~ 5. NO

Code 0 in
Cols. 43-45

82 8. DK
4 9. NA, freeway already exists

43

A15a. Please tell me how much effort you think the neighborhood would make trying to stop a freeway. Would you say a great deal of effort, some effort, or not very much effort at all?

166
EFFORT

356 1. A GREAT DEAL
80 3. SOME
13 5. NOT VERY MUCH

Code 0 in
Cols. 44-45

27 8. DK
2 9. NA
186 0. INAP; wouldn't make effort; coded 5, 8, 9 in col. 42

Column

Var. #
Name

44-45

A15b. Why do you feel this way?

167

WHYEFFRT

TRY TO STOP

- 12 01. Financial reasons, people couldn't afford to move
- 52 02. People have lived here a long time, don't want to move
- 75 03. People like this neighborhood
- 23 04. Some neighborhood organization would resist it
- 57 05. People own their homes, would want to keep their property nice/valuable
- 20 06. It would be a danger to their children/family
- 11 07. It would be noisy, destroy quiet of neighborhood
- 100 08. The people here are active, work together to accomplish things they want (not or NA whether 04) people don't want freeway; would fight it (NFS)
- 14 09. Freeway would spoil (change, destroy) the character (atmosphere) of the neighborhood (NFS)
- 24 27. Other reasons neighborhood would try to stop freeway.

Make Card

NOT TRY TO STOP

- 47 51. People don't care about the neighborhood
- 17 52. People wouldn't work together
- 14 53. People would be glad to move
- 66 54. Houses are old, not worth trying to save
- 10 55. People want the freeway; it would be good for the neighborhood
- 6 56. Have done nothing to stop freeway in other part of neighborhoods; people moved in knowing freeway was already planned

Make Card

- 7 77. Other reason would not try to stop freeway
- 25 96. There's already a freeway here
- 7 97. Other
- 8 98. DK
- 15 99. NA
- 114 00. INAP; coded 8 or 9 in col. 42

Column

Var. #
Name

A16. We are interested in what kinds of groups or organizations there are in neighborhoods. As I read each type of group, could you please tell me whether there is such a group in this neighborhood? First, is there a ...

46

A16a. Recreation or Community Center

168

RECCENTR

Code 0 in following column

- 331 1. YES
- 246 5. NO
- 85 8. DK
- 2 9. NA

Use same code for cols. 48, 50, 52, 54, and 56

47

A17a. Is anyone in your family now a member?

169

RECMEMBR

- 118 1. YES
- 209 5. NO
- 5 8. DK
- 5 9. NA

Use same code for cols. 49, 51, 53, 55, and 57

332 0. INAP; no such group; coded 5, 8, 9 in preceding column

<u>1</u>	<u>5</u>	<u>8</u>	<u>9</u>	<u>0</u>
433	105	124	2	—

48

A16b. Youth clubs like Scouts or Little League

170

SCOUTS

95 333 — 6 230

49

A17b. Is anyone in your family now a member?

171

SCOUTMEM

172 305 186 1 —

50

A16c. Homeowner's association or neighborhood improvement association

172

NDASSOC

85 87 1 — 491

51

A17c. Is anyone in your family now a member?

173

ASSOCMEM

109 441 118 1 —

52

A16d. Block club

174

BLCKCLUB

40 68 1 — 555

53

A17d. Is anyone in your family now a member?

175

CLUBMEM

232 263 168 1 —

54

A16e. Senior citizen's group

176

SENCITIZ

22 203 8 — 431

55

A17e. Is anyone in your family now a member?

177

SENMEM

44 497 121 2 —

56

A16f. Citizen's patrol

178

CITPATRL

13 33 — 1 617

57

A17f. Is anyone in your family now a member?

179

PATRLMEM

Column

Var. #
Name

A18. What about services that might be found in neighborhoods; for instance is there. . .

58

A18a. A branch of the public library or a book-mobile service

180
NDLIBRY

427
191
45
1

- 1. YES
- 5. NO
- 8. DK
- 9. NA

Use same code for cols. 59-60

59

$\frac{1}{244}$ $\frac{5}{317}$ $\frac{8}{102}$ $\frac{9}{1}$
A18b. A health clinic

181
NDCLINIC

60

549 94 19 2
A18c. A park or playground

182
NDPARK

(DETROIT ONLY - IF NOT IN DETROIT, CODE 0 in cols. 61, 62.)

61

A18d. Mini-police station

183
NDPOLICE

68
160
24
3
409

- 1. YES
- 5. NO
- 8. DK
- 9. NA
- 0. INAP, not in Detroit

Use same code in col. 62

62

$\frac{1}{68}$ $\frac{5}{160}$ $\frac{8}{24}$ $\frac{9}{3}$ $\frac{0}{409}$
A18e. Neighborhood city hall

184
NDCYHALL

Column

Var. #
Name

A19. (ASK EVERYONE) Here is a list of problems that exist in some neighborhoods. As I read each one, please tell me whether you think it has been a problem in your neighborhood in the past year. First, . . .

63

A19a. Noisy neighbors

185
NOISE

152 1. YES
508 5. NO
3 8. DK
1 9. NA

Use same code in
cols. 64-73

$\frac{1}{245}$ $\frac{5}{410}$ $\frac{8}{8}$ $\frac{9}{1}$

64

A19b. Vandalism

186
VANDALS

212 443 8 1

65

A19c. Children and teenagers who misbehave

187
BADKIDS

189 467 5 3

66

A19d. Poorly kept up yards or houses

188
BADYARDS

246 415 2 1

67

A19e. Dogs running loose

189
DOGS

217 443 2 2

68

A19f. Traffic

190
TRAFFIC

61 595 5 3

69

A19g. A business that is a nuisance

191
BUSINESS

144 516 3 1

70

A19h. Parking

192
PARKING

96 561 5 2

71

A19j. Abandoned houses

193
HOUSES

54 602 4 4

72

A19k. Winos

194
WINOS

58 582 18 6

73

A19m. Junkies

195
JUNKIES

74-75

A19. SUMMARY - number of problems checked

196
SUMPROB

Code number of problems checked YES (1) in A19 - (00-11)

2 99. NA

$\frac{0}{160}$ $\frac{1}{125}$ $\frac{2}{98}$ $\frac{3}{90}$ $\frac{4}{66}$ $\frac{5}{38}$ $\frac{6}{34}$ $\frac{7}{20}$ $\frac{8}{14}$ $\frac{9}{4}$ $\frac{10}{11}$ $\frac{11}{2}$

COMMUNITY LIFE AND POLITICS

Card 07

Column

Var. #
Name

1-4 Project Number (8583)

5-6 Card Number (07)

7-10 Interview Number (DAS interview number from left side of face sheet of questionnaire)

11 A20. Interviewer Checkpoint A

197
 PROBCHCK

- | | | |
|--------------------------|-----|---------------------------------------|
| Code 0 in
cols. 12-19 | 156 | 1. IF ALL ANSWERS TO Q. A19 WERE "NO" |
| Code 0 in
cols. 12-13 | 378 | 2. IF MORE THAN ONE "YES" IN Q. A19 |
| Code 0 in
cols. 12-19 | 127 | 3. IF ONLY ONE "YES" IN Q. A19 |
| Code 0 in
cols. 12-19 | 3 | 9. NA |

12-13 A21. Which one of these problems bothers you most

198
 MOSTBOT

- | | | |
|-----|-----|--------------------------------------|
| 29 | 01. | Noisy neighbors |
| 68 | 02. | Vandalism |
| 52 | 03. | Children and teenagers who misbehave |
| 28 | 04. | Poorly kept up yards or houses |
| 45 | 05. | Dogs running loose |
| 55 | 06. | Traffic |
| 8 | 07. | A business that is a nuisance |
| 28 | 08. | Parking |
| 22 | 09. | Abandoned houses |
| 102 | 10. | Winos |
| 19 | 11. | Junkies |

If more than one problem listed, code the one designated as MOST BOTHERSOME. If none most bothersome, code first mention.

- | | | |
|--------------------------|-----|--|
| Code 0 in
cols. 14-19 | 10 | 96. None, "None of them bothers me" |
| Code 0 in
cols. 14-19 | 2 | 98. DK |
| Code 0 in
cols. 14-19 | 10 | 99. NA, problem not one of those listed in Q. A19 |
| 286 | 00. | INAP; none or only one yes; coded 1, 3, 9 in col. 11 |

Column

Var. #
Name

A22. What have you done about this problem?
Have you. . .

14 A22a. Talked to the people who cause the problem 199
TALK

96 1. YES
391 5. NO

Use same code in
cols. 15-17

- 8. DK
3 9. NA

174 0. INAP; all answered no; coded 1 or 9 in col. 11;
coded 96, 98, 99 in cols. 12-13

$\frac{1}{153}$ $\frac{5}{337}$ $\frac{8}{-}$ $\frac{9}{-}$ $\frac{0}{174}$

15 A22b. Complained to local officials or the police
on your own 200
OWNCOMPL

293 196 - 1 174

16 A22c. Talked with neighbors about the problem 201
TALKNBOR

58 431 - 1 174

17 A22d. Gotten together with neighbors to complain
to officials 202
NDCOMPL

18 A22e. Joined a neighborhood group to do something
about the problem 203
JOINGR

Code 0 in
col. 19

~~38~~ 1. YES
449 5. NO

3 8. DK
9. NA

174 0. INAP; all answered no; coded 1 or 9 in col. 11;
coded 96, 98, 99 in cols. 12-13

19 A22f. Are there any groups in this neighborhood
that have tried to do something about this
problem? 204
NDGROUP?

65 1. YES
303 5. NO

81 8. DK
9 9. NA

206 0. INAP; all answered no; joined group; coded 1 or 9
in col. 11; coded 96, 98, 99 in cols. 12-13;
coded 1, 8, 9 in col. 18

Column

Var. #

20 A23. Does anyone in this household own a car or truck?

205
OWNCAR

- 503 1. YES
- 81 5. NO
- 8. DK
- 1 9. NA

21 A24. How do you usually get to the store where you do your major shopping for food. Do you drive yourself, are you a member of a car pool, do you take a bus, or do you walk to the store?

206
GROCERY

- 547 1. DRIVE
- 1 2. CAR POOL
- 14 3. BUS
- 50 4. WALK
- 31 5. Someone else drives me
- 7 6. Combinations of 1-5
- 2 7. OTHER
- 8. DK
- 2 9. NA
- 10 0. Doesn't do food shopping personally

MAKE CARD

22 A25. Do you have any relatives, including those by marriage, who live in the three county area? By three county area, we mean Wayne, Oakland and Macomb Counties.

207
REL3CTY

Code 0 in cols. 23-24

- 560 1. YES
- 103 5. NO
- 8. DK
- 1 9. NA

23 A25a. How often do you usually get together with any of these relatives to visit, play cards, or other things like that?

208
VISITREL

- 79 1. EVERYDAY OR ALMOST EVERYDAY
- 212 2. ONE OR TWO TIMES A WEEK
- 113 3. A FEW TIMES A MONTH
- 69 4. ONCE A MONTH
- 60 5. A FEW TIMES A YEAR
- 26 6. LESS OFTEN
- 8. DK
- 1 9. NA
- 104 0. INAP; no relatives; coded 5, 8, 9 in col. 22

Column

Var. #
Name

24:

A26. How many of your relatives live in this neighborhood? Would you say a lot, just a few, or not very many of your relatives live in this neighborhood?

209
RELND

- 37 1. A LOT
- 78 3. A FEW
- 135 5. NOT VERY MANY
- 1 8. DK
- 2 9. NA
- 411 0. NONE; INAP; no relatives; coded 5, 8, 9 in col. 22

25:

A27. How often do you usually get together with good friends living in the three county area (Wayne, Oakland and Macomb Counties) to visit, play cards, or other things like that?

210
VISITFRD

- 51 1. EVERYDAY OR ALMOST EVERYDAY
- 182 2. ONE OR TWO TIMES A WEEK
- 149 3. A FEW TIMES A MONTH
- 81 4. ONCE A MONTH
- 100 5. A FEW TIMES A YEAR
- 86 6. LESS OFTEN
- 4 7. Never
- 8. DK
- 11 9. NA

Code 0 in
col. 26

26:

A28. How many of your good friends live in this neighborhood? Would you say a lot, just a few, or not very many of your good friends live in this neighborhood?

211
FRDND

- 110 1. A LOT
- 222 3. A FEW
- 170 5. NOT VERY MANY
- 8. DK
- 1 9. NA
- 161 0. NONE; INAP; coded 8 or 9 in col. 25.

Column

Var. #
Name

27

B1. By and large, do you think most (CITY/TOWNSHIP) government offices do a good job?

212
GOODJOB

- 367 1. YES
- 58 3. DEPENDS
- 146 5. NO
- 90 8. DK
- 3 9. NA

28

B2. Would you like to see the people of (CITY/TOWNSHIP) have more say in local affairs?

213
MORESAY

- 389 1. YES
- 29 3. DEPENDS
- 145 5. NO
- 92 8. DON'T KNOW
- 9 9. NA

29

B3. How much of the time do you think you can trust the government of (CITY/TOWNSHIP) to do what is right--all the time, most of the time, some of the time, or none of the time?

214
DORIGHT

- 27 1. ALL THE TIME
- 289 2. MOST OF THE TIME
- 260 4. SOME OF THE TIME
- 42 5. NONE OF THE TIME
- 41 8. DK
- 5 9. NA

30

B4. Would you say the (CITY/TOWNSHIP) government is pretty much run by a few big interests looking out for themselves or that it is run for the benefit of all the people?

215
WHORUNBY

- 243 1. A FEW BIG INTERESTS
- 298 2. BENEFIT OF ALL
- 104 8. DK
- 19 9. NA

Column

Var. #
Name

31. B5. Do you think that almost all of the people running the government of (CITY/TOWNSHIP) are honest, some are, or do you think not very many of them are honest?

216
HONEST

- 184 1. ALMOST ALL
- 322 3. SOME
- 87 5. NOT VERY MANY
- 65 8. DK
- 6 9. NA

32. B6. And how much do you feel that having local elections makes the government of (CITY/TOWNSHIP) pay attention to what the people want--a good deal, some or not very much?

217
PAYATTEN

- 240 1. A GOOD DEAL
- 236 3. SOME
- 123 5. NOT VERY MUCH
- 56 8. DK
- 9 9. NA

33-35 B7. What do you feel is the single most important problem facing (CITY/TOWNSHIP)?

218
#1PROB

Use Appendix A - ISR Problem Code EXCEPT:

Code 0 in
cols. 36-38

Make
Card

Code 0 in
cols. 36-38

- 996. NONE
- 997. OTHER
- 998. DK
- 999. NA

If more than one problem listed, code that which was designated as MOST IMPORTANT.

If none Most Important, code first mention.

$\frac{5}{3}$	$\frac{10}{67}$	$\frac{19}{1}$	$\frac{20}{7}$	$\frac{21}{6}$	$\frac{22}{1}$	$\frac{29}{11}$	$\frac{31}{1}$	$\frac{39}{2}$	$\frac{40}{2}$	$\frac{51}{2}$	$\frac{54}{19}$
$\frac{55}{1}$	$\frac{59}{13}$	$\frac{60}{6}$	$\frac{62}{1}$	$\frac{69}{1}$	$\frac{90}{2}$	$\frac{91}{1}$	$\frac{150}{1}$	$\frac{210}{5}$	$\frac{300}{11}$	$\frac{301}{1}$	$\frac{302}{0}$
$\frac{304}{1}$	$\frac{390}{5}$	$\frac{400}{5}$	$\frac{403}{1}$	$\frac{408}{1}$	$\frac{409}{1}$	$\frac{410}{3}$	$\frac{416}{20}$	$\frac{417}{6}$	$\frac{419}{1}$	$\frac{420}{1}$	$\frac{480}{1}$
$\frac{383}{8}$	$\frac{310}{19}$	$\frac{311}{1}$	$\frac{312}{6}$	$\frac{317}{2}$	$\frac{320}{11}$	$\frac{329}{2}$	$\frac{340}{59}$	$\frac{342}{15}$	$\frac{343}{2}$	$\frac{360}{4}$	$\frac{361}{6}$
$\frac{489}{1}$	$\frac{490}{1}$	$\frac{491}{3}$	$\frac{810}{4}$	$\frac{811}{1}$	$\frac{814}{1}$	$\frac{830}{3}$	$\frac{832}{6}$	$\frac{833}{4}$	$\frac{836}{1}$	$\frac{849}{1}$	$\frac{879}{2}$

Column:

Var. #
Name

37-38:

B8a. Why do you feel this way?

220

WHYSOLV?

POSITIVE

- 54 01. The government is working on it
- 9 02. They have solved other problems.
- 10 03. I have faith in the government
- 0 04. They should, it's their job to solve problems
- 11 05. They have the money/resources; if they put the money/resources in the right place.
- 27 06. They can if they really want to; if they are willing to go about it the right way.
- 14 07. The government is aware of (will have to do) what the people want.
- 12 08. If they change the government, get rid of people causing problem; put in good people
- 10 09. It will become a matter of necessity; events will leave them no other choice.
- 26 27. Other, positive.

Make Card

NEGATIVE

- 38 51. They don't want to; they don't see it as a problem; aren't doing anything to solve it
- 25 52. There aren't enough resources to solve the problem, it would be too costly.
- 32 53. The government is too corrupt, too inefficient to solve it.
- 1 54. The solution requires cooperation of other cities.
- 33 55. The solution requires state or federal action; problem cannot be solved by city government (alone)
- 44 56. Problem can't be solved by government action; the people must solve it; problem is too big to be solved by government alone.
- 15 57. They are doing the wrong things, going at the problem the wrong way.

Low Priority

Make Card

- 18 77. Other, negative

Make Card

- 22 96. There is no solution
- 7 97. Other

- 5 98. DK
- 21 99. NA
- 219 00. INAP; no problem; coded 996 in cols. 33-35; coded 8 or 9 in col. 36

Column

Var. #
Name

B9. Based on what you've heard and from your own personal experience, we want to know what kind of job you think (CITY/TOWNSHIP) government offices are doing. First let's take . . .

39

B9a. Prompt service. Do you think that most (CITY/TOWNSHIP) government offices give prompt service always, usually, sometimes, or never?

221

PROMPT?

- 102 1. ALWAYS
- 269 2. USUALLY
- 178 4. SOMETIMES
- 25 5. NEVER
- 84 8. DK
- 6 9. NA

Use same code for
cols. 40-43

<u>1</u>	<u>2</u>	<u>4</u>	<u>5</u>	<u>8</u>	<u>9</u>
105	275	165	15	96	9

40

B9b. Fair treatment

222

103	254	172	18	108	9
-----	-----	-----	----	-----	---

FAIR?

41

B9c. Careful service

223

179	231	142	22	81	9
-----	-----	-----	----	----	---

CAREFL?

42

B9d. Polite service

224

103	253	184	18	98	9
-----	-----	-----	----	----	---

POLITE?

43

B9e. Effective service

225

EFFECTV?

44

B10. Many people today are thinking about whether they are getting their money's worth from their local taxes. Do you think you are getting your money's worth?

226

\$WORTH

- 256 1. YES, GETTING MONEY'S WORTH
- 70 3. SOMETIMES GETTING MONEY'S WORTH
- 261 5. NO, NOT GETTING MONEY'S WORTH
- 34 6. R DOESN'T THINK HE PAYS TAXES
- 39 8. DK
- 4 9. NA

Column

Var. #
Name

45

B11. From what you've heard, do you feel that people in other parts of (CITY/TOWNSHIP) are more likely or less likely to get their money's worth for their taxes, or is it about the same everywhere in (CITY/TOWNSHIP)?

- | | | |
|-----|----|----------------------------------|
| 70 | 1. | MORE LIKELY TO GET MONEY'S WORTH |
| 459 | 3. | ABOUT THE SAME |
| 53 | 5. | LESS LIKELY TO GET MONEY'S WORTH |
| 75 | 8. | DK |
| 7 | 9. | NA |

227
\$WTHSAME

B12. How often do you (or members of your family) use any of the following services in (CITY/TOWNSHIP)? For each service, just tell me whether you have used it often, sometimes, or never during the past year.

First of all, how often have you . . .

46

B12a. Visited a local park or playground

228
PARK

- | | | |
|-----|----|--|
| 178 | 1. | OFTEN |
| 249 | 3. | SOMETIMES |
| 232 | 5. | NEVER |
| 2 | 6. | DIDN'T KNOW SERVICE EXISTED
(IF OFFERED BY R) |
| - | 8. | DK |
| 3 | 9. | NA |

Use same code for
cols. 47-54.

$\frac{1}{108}$ $\frac{3}{134}$ $\frac{5}{397}$ $\frac{6}{20}$ $\frac{8}{-}$ $\frac{9}{5}$

47

B12b. Ridden a bus

229

10 61 586 4 - 3

BUS

48

B12c. Visited the Welfare Office

230

34 111 504 12 - 3

WELFARE

49

B12d. Used a public swimming pool

231

49 258 347 5 1 4

SWIMPOOL

50

B12e. Had treatment at a local hospital or health clinic

232

20 131 507 - - 6

HOSPITAL

51

B12f. Contacted a local politician or official

233

20 275 365 - - 4

POL/OFF

52

B12g. Called the police

234

162 228 268 1 - 5

POLICE

53

B12h. Used a public library

235

24 162 475 - - 3

LIBRARY

54

B12j. Complained to a (CITY/TOWNSHIP) department about some service

236

COMPLAIN

Column

Var. #
Name

(DETROIT ONLY - IF NOT IN DETROIT CODE 0 in Cols.
55-57)

55

B12k. Visited a neighborhood city hall

237
CYHALL

- 2 1. OFTEN
- 34 3. SOMETIMES
- 207 5. NEVER
- 4 6. DIDN'T KNOW SERVICE EXISTED
(IF OFFERED BY R)
- 4 8. DK
- 3 9. NA
- 410 0. INAP; not in Detroit

Used same code for
cols. 56 and 57

56

B12m. Visited a mini-police station

238
MINIPOLI

1 3 5 6 8 9 0
1 14 234 - 1 4 410

57

B12n. Contacted a new Detroit City ombudsman

239
OMBUDSMN

Column

Var. #
Name

B13. Now we'd like to find out how satisfied you are with services in (CITY/TOWNSHIP)

58

B13a. How about street repair in (CITY/TOWNSHIP)-- would you say you are very satisfied, satisfied, dissatisfied, or very dissatisfied?

240

SATCSTRT

- 102 1. VERY SATISFIED
- 367 2. SATISFIED
- 152 4. DISSATISFIED
- 36 5. VERY DISSATISFIED
- 5 8. DK
- 2 9. NA

Use same code for
cols. 60, 62, 64,
66, 68, 70

Code 0 in
following
column

59

B14a. Now, do you think that (CITY/TOWNSHIP) government should spend more money, about the same, or spend less on this? Remember that to spend more, means the government must spend less on something else or must raise taxes.

241

STRTM/L?

- 144 1. SPEND MORE
- 426 3. SPEND SAME
- 42 5. SPEND LESS
- 43 8. DK
- 2 9. NA
- 7 0. INAP; no knowledge; coded 8 or 9 in preceding column

Use same code for
cols. 61, 63, 65,
67, 69, 71

1 2 4 5 8 9
196 384 93 23 15 3

60

B13b. Police Protection

242

SATPOLC

61

B14b. Do you think that (CITY/TOWNSHIP) government should spend more, about the same, or spend less on this?

243

POLCM/L?

62

B13c. Garbage Pick-up

244

SATGARB

63

B14c. Do you think that (CITY/TOWNSHIP) government should spend more, about the same or spend less on this?

245

GARBM/L?

64

B13d. Parks and Playgrounds

246

SATPARK

65

B14d. Do you think that (CITY/TOWNSHIP) government should spend more, about the same, or spend less on this?

247

PARKM/L?

Column

	<u>1</u>	<u>2</u>	<u>4</u>	<u>5</u>	<u>8</u>	<u>9</u>	<u>Var. #</u>
	53	199	93	26	289	4	<u>Name</u>
66	B13e. Public transportation, e.g., bus service						248
67	⁰ 294	¹ 123	³ 192	⁵ 9	⁸ 41	⁹ 5	SATBUS
	B14e. Do you think that (CITY/TOWNSHIP) government should spend more, about the same, or spend less on this?						249
68	¹ 139	² 297	⁴ 68	⁵ 8	⁸ 197	⁹ 5	BUSM/L?
	B13f. Hospitals and clinics						250
69	⁰ 153	¹ 128	³ 307	⁵ 7	⁸ 56	⁹ 13	SATHOSP
	B14f. Do you think that (CITY/TOWNSHIP) government should spend more, about the same, or spend less on this?						251
70	¹ 182	² 321	⁴ 24	⁵ 4	⁸ 129	⁹ 4	HOSPM/L?
	B13g. Public libraries						252
71	⁰ 133	¹ 89	³ 402	⁵ 12	⁸ 23	⁹ 5	SATLIB
	B14g. Do you think that (CITY/TOWNSHIP) government should spend more, about the same, or spend less on this?						253
							LIBM/L?

COMMUNITY LIFE AND POLITICS

Card 08

Column

Var. #
Name

1-4 Project Number (8583)

5-6 Card Number (08)

7-10 Interview Number (DAS interview number from left side of face sheet of questionnaire)

11 B15. Do you think there is a city in the three county area (Wayne, Oakland and Macomb Counties) where the city services that we just talked about are better than in (CITY/TOWNSHIP)?

254
CYBETTER

Code 0 in
cols. 12-17

- 273 1. YES
- 214 5. NO
- 172 8. DK
- 5 9. NA

12-14 (1st)
15-17 (2nd)

B15a. Where is that?

255
WHERE1

Code two mentions.

256
WHERE2

Use Appendix B - 3 County Area City Code EXCEPT:

000. INAP, no second mention; no better area; coded 5, 8, 9 in column 11

+

Column

Var. #
Name

18

B16. Are there any services that we just talked about that should be run by neighborhoods rather than by the (CITY/TOWNSHIP) government?

257
NDRUN?

Code 0 in
Cols. 19-24

- 74 1. YES
- 497 5. NO
- 88 8. DK
- 5 9. NA

19-20 (1st)
21-22 (2nd)
23-24 (3rd)

B16a. Which services do you think should be run by the neighborhoods rather than by the (CITY/TOWNSHIP) government?

258
NDSERV1

Rec.

<u>258</u>	<u>259</u>
3	1
6	3
5	2
33	6
4	-
4	1
4	9

260

Code three mentions.

- 01. Street repair
- 02. Police protection
- 03. Garbage pick-up
- 04. Parks and playgrounds
- 05. Public transportation
- 06. Hospitals and clinics
- 07. Public libraries

259
NDSERV2

260
NDSERV3

Makeall
Card

- 3 97. Other
- 1 98. DK
- 5 99. NA
- 588 639 656 00. INAP, no further mentions; no services better run by neighborhoods; coded 5, 8, 9 in col. 18

Column

Var. #
Name

25 B17. Do you feel there are things in (CITY/TOWN-
SHIP) that should be done by the (CITY/TOWN-
SHIP) government that aren't being done?

261
SHOULDDO

Code 0 in
cols. 26-38

- 254 1. YES
- 282 5. NO
- 123 8. DK
- 5 9. NA

26-28 (1st) B17a. What are these things?
29-31 (2nd) Code three mentions.
32-34 (3rd)

262
CYPROB1

Make
Card

CHECK MARGINALS

Use Appendix A - ISR problem code EXCEPT:

263
CYPROB2

- 997. Other
- 998. DK
- 999. NA
- 000. INAP, no further mentions; no things need
be done; coded 5, 8, 9 in col. 25

264
CYPROB3

35-36 (1st) B17b. What can citizens like yourself do to get the
37-38 (2nd) (CITY/TOWNSHIP) to solve (this/these)
problem(s)?

265
CITZND01

265	266
16	5
17	2
35	14
16	5
36	9
11	4

- Code two mentions.
- 01. Write letters
 - 02. Sign petitions
 - 03. Call officials
 - 04. Vote
 - 05. Work through groups, like political
parties, homeowner's associations, etc.
 - 06. Attend council (town, legislative) meetings

266
CITZND02

Make
Card

46	2
34	4
28	-
16	2
409	617

- 96. We can't do anything
- 97. Other
- 98. DK
- 99. NA
- 00. INAP, no second mention; no things need to
be done; coded 5, 8, 9 in col. 25

Column

Var. #
Name

39:

B18. There has been some talk about establishing a new regional government. Have you heard anything about this?

83 1.. YES
549 5.. NO
24 8.. DK
8 9.. NA

267
REGGOVT?

40:

B18b. Do you think a government like this would do a better job of running services than the local governments in the three county area (Wayne, Oakland and Macomb Counties) are doing?

110 1.. YES
422 5.. NO
124 8.. DK
8 9.. NA

268
RGVIGOOD

Code 0 in
cols. 41-44

Column

Var. #
Name

41-42 (1st) B18c. Why do you feel that way? 269
43-44 (2nd) RGVTWHY1

freq.

Code two mentions.

269 270

POSITIVE

270
RGVTWHY2

- 16 5 01. It will be more representative of all the people; more people would have a say on things that affect them
- 11 6 02. It will have more money to solve Detroit's problems; larger tax base
- 18 5 03. It will reduce red tape and bureaucracy, reduce duplication; would be run better, more efficiently
- 33 4 04. It will be more effective in solving problems; would be able to do more together than one area could do; would have more talent (good people) to draw on
- 6 3 05. Will save taxpayers money (NA whether 02, 03 or 04)
- 6 2 06. Government will be closer to the people; government will have more/easier access to officials

Make Card

11 2 27. Other, positive

NEGATIVE

- 1 5 51. Individual cities will lose their say in govt.
- 6 8 52. It will be more expensive
- 10 8 53. It will be more buearcratic, more red tape
- 2 7 54. It will be ineffective
- 82 1 55. The suburbs will control it
- 10 10 56. Too big; too much responsibility/work for one govt. to handle
- 18 6 57. Why should we pay for their problems, each should solve their own problems
- 70 15 58. Too much diversity/disagreement for one government
- 66 24 59. Each area knows best what its own needs are
- 18 4 60. Won't improve anything or make any difference
- 60 15 61. Would be too distant from the people; too impersonal; smaller governments give better service
- 19 13 62. Would result in some areas getting preferential treatment; my area would lose benefits/services
- 8 5 63. Will cause more graft, dishonesty and corruption

Make Card

24 8 77. Other, negative

- 24 4 90. No need to change, prefer to keep system as it is
- 3 1 97. Other
- 9 - 98. DK
- 9 - 99. NA
- 133 505 00. INAP, no second mention; coded 8 or 9 in col. 40

Column

Var. #
Name

45

B19. In the last year were there any local issues
in (CITY/TOWNSHIP) that were of special
concern to the people living in this city?

271
LCLISSUE

Code 0 in
cols. 46-60

- 318 1. YES
- 178 5. NO
- 164 8. DK
- 4 9. NA

46-48

*CHECK
MARITALS*

B19a. What would you say was the most important
issue?

272
#1ISSUE

Code 0 in
Cols. 49-60

Use Appendix A - ISR Problem Code EXCEPT:

- 998. DK
- 000. INAP; no issues; coded 5, 8, 9 in
col. 45

If more than one
issue mentioned,
code that design-
ated MOST IMPOR-
TANT.

If none MOST IM-
PORTANT, code
first mentioned.

49

B19b. Do you feel that you were well informed about
this issue?

273
ISINFORM

- 227 1. YES
- 84 5. NO
- 2 8. DK
- 5 9. NA
- 346 0. INAP; no issues; coded 5, 8, 9 in col. 45

50

B19c. Did you take any specific action, such as
attending meetings, contacting a public
official, or anything like that?

274
ACTION

- 85 1. YES
- 230 5. NO
- 8. DK
- 3 9. NA
- 346 0. INAP; no issues; coded 5, 8, 9 in col. 45

Column

Var. #
Name

51 B19d. Is (MOST IMPORTANT ISSUE IN Q. B19a) still
a problem?

275
STILLIS

Code 0 in cols. 52-60	199	1. YES
	98	5. NO
	15	8. DK
	6	9. NA
	346	0. INAP; no issues; coded 5, 8, 9 in col. 45

52 B19e. Have you heard anything about (MOST IMPORTANT
ISSUE IN Q. B19a) in the newspapers, on radio,
or on television in the past month?

276
HEARD

Code 0 in cols. 53-59	150	1. YES
	55	5. NO
	-	8. DK
	-	9. NA
	459	0. INAP; no issues; not still a problem; coded 5, 8, 9 in col. 45; coded 5, 8, 8 in col. 51

53 B19f. Was your best source of information news-
papers, radio or television?

277
ISSOURCE

Code 0 in cols. 56-59	101	1. NEWSPAPERS
Code 0 in cols. 54-55, 58-59	9	2. RADIO
Code 0 in cols. 54-57	33	3. TELEVISION
Make Card	7	6. Combinations of 1, 2, or 3
Code 0 in cols. 54-59	3	7. Other
Code 0 in cols. 54-59	-	8. DK
Code 0 in cols. 54-59	-	9. NA
Code 0 in cols. 54-59	511	0. INAP; no issues; not still a problem; haven't heard about problem; coded 5, 8, 9 in col. 45; coded 5, 8, 9 in col. 51; coded 5, 8, 9 in col. 52

Column

Var. #
Name

54-55

B19g. What newspaper was that?

278
ISPAPER

- 01. Michigan Chronicle
- 28 02. Detroit Free Press
- 44 03. Detroit News
- 04. New York Times
- 05. Wall Street Journal
- 06. Washington Post

If more than one newspaper listed, code that designated as BEST SOURCE.

If no BEST SOURCE, code first mention.

- | | | |
|-----------|-----|---|
| Make Card | 27 | 94. Other, local |
| | — | 95. Other, Detroit |
| | — | 96. Other, National |
| | 4 | 97. Other, undetermined |
| | — | 98. DK |
| | 4 | 99. NA |
| | 557 | 00. INAP; no issues; not still a problem; haven't heard about problem; newspaper not source of information; coded 5, 8, 9 in col. 45; coded 5, 8, 9 in col. 51; coded 5, 8, 9 in col. 52; coded 2, 3, 8, 9 in col. 53 |

Column

Var. #
Name

56-57

B19h. What radio station was that?

279
ISRADIO

- 01. WAAM - 1600 - Ann Arbor
- 02. WBRB - 1430 - Mt. Clemens
- 03. WCAR - 1130 - Detroit
- 04. WCHB - 1440 - Inkster
- 05. WDEE - 1500 - Detroit
- 06. WEXL - 1340 - Detroit
- 1 07. WHND - 560 - Monroe
- 08. WIID - 1090 - Detroit
- 1 09. WJLB - 1400 - Detroit
- 4 10. WJR - 760 - Detroit - CBS
- 11. WNIC - 1310 - Detroit
- 12. WNRS - 1290 - Saline
- 13. WPAG - 1050 - Ann Arbor
- 14. WPON - 1460 - Pontiac
- 15. WSDS - 1480 - Ypsilanti
- 1 16. WWJ - 950 - Detroit - NBC
- 1 17. WXYZ - 1270 - Detroit - ABC
- 18. WYFC 0 1520 - Ypsilanti

If more than one station mentioned, code that designated as BEST SOURCE.

If no BEST SOURCE, code first mention.

- 50. CBE - 1550 - Windsor - CBC
- 51. CBEF - 540 - Windsor
- 52. CHYR - 710 - Leamington
- 53. CKLW - 800 - Windsor
- 54. CKWW - 580 - Windsor

Make Card

- 2 97. Other
- 1 98. DK
- 3 99. NA
- 650 00. INAP;

no issues; not still a problem; haven't heard about problem; radio not source of information; coded 5, 8, 9 in col. 45; coded 5, 8, 9 in col. 51; coded 5, 8, 9 in col. 52; coded 1, 3, 8, 9 in col. 53.

Column

Var. #
Name

58-59

B19j. What television station was that?

280
ISTV

- 16 01. Channel 2, (WJBK, CBS, Detroit)
- 7 02. Channel 4, (WWJ, NBC, Detroit)
- 10 03. Channel 7, (WXYZ, ABC, Detroit)
- 04. Channel 11, (WTOL, CBS, Toledo)
- 05. Channel 13, (WSPD, NBC, Toledo)
- 06. Channel 20, (WXON, Ind., Detroit)
- 07. Channel 24, (WDHO, ABC, Toledo)
- 08. Channel 30, (WGTE, PBS, Toledo)
- 09. Channel 50 (WKBD, Ind., Detroit)
- 10. Channel 56, (WTVS, PBS, Detroit)
- 11. Channel 57, (WBGU, PBS, Bowling Green, OH)

If more than one station listed, code that designated as BEST SOURCE.

If no BEST SOURCE, code first mention.

Make Card

- 96. Channel 9, (CKLW, CBC, Windsor)
- 97. Other
- 98. DK
- 5 99. NA
- 625 00. INAP; no issues; not still a problem; haven't heard about problem; TV not source of information; coded 5, 8, 9 in col. 45; coded 5, 8, 9 in col. 51; coded 5, 8, 9 in col. 52; coded 1, 2, 8, 9 in col. 53

60

B19k. Have you personally talked with any people about (MOST IMPORTANT ISSUE IN Q. B19a) in the past month?

281
ISTALKED

- 136 1. YES
- 66 5. NO
- 8. DK
- 3 9. NA
- 459 0. INAP; no issues; not still a problem; coded 5, 8, 9 in col. 45; coded 5, 8, 9 in col. 51.

Column

Var. #
Name

61

B20. Now we'd like to ask a few questions about
the news. Do you read newspapers?

282
NEWSPRS

Code 0 in
cols. 62-71

- 607 1. YES
- 54 5. NO
- 8. DK
- 3 9. NA

62-63 (1st)
64-65 (2nd)
66-67 (3rd) *f.*

B20a. Which newspapers do you read, including
weekly and monthly papers?

283
NEWSP1

Code three mentions.

283	284	285
1	14	8
196	123	17
351	79	14
2	3	6
2	11	3
-	-	-

- 01. Michigan Chronicle
- 02. Detroit Free Press
- 03. Detroit News
- 04. New York Times
- 05. Wall Street Journal
- 06. Washington Post

284
NEWSP2
285
NEWSP3

Make
Card

41	114	63
-	3	5
-	6	6
13	33	16
-	-	-
1	-	-
57	278	526

- 94. Other local
- 95. Other, Detroit
- 96. Other, National
- 97. Other, undetermined
- 98. DK
- 99. NA
- 00. INAP, no further mentions; doesn't read newspapers;
coded 5, 8, 9 in col. 61

Column

Var. #
Name

68

B20a. SUMMARY - number of newspapers

286
#NEWSP

Code actual number (1-6)

Code 0 in
cols. 69-70

- 219 1. One
- 236 2.
- 115 .
- 20 .
- 10 .
- 3 6. six
- 1 7. seven or more

Code 0 in
cols. 69-70

- 2 8. DK
- 9. NA
- 58 0. INAP; doesn't read newspapers; coded 5, 8, 9 in col. 61.

69-70

B20b. Of these newspapers you named, which paper do you read most for news about local politics and current (CITY/TOWNSHIP) events?

287
LCLNEWSP

- 61 01. Michigan Chronicle
- 117 02. Detroit Free Press
- 03. Detroit News
- 04. New York Times
- 05. Wall Street Journal
- 06. Washington Post

If more than one paper listed, code that designated as MOST READ.
If none MOST READ, code first mention.

Make
Card

- 167 94. Other, local
- 4 95. Other, Detroit
- 28 96. Other, National
- 97. Other, undetermined
- 1 98. DK
- 10 99. NA
- 276 00. INAP ; doesn't read newspapers; reads one paper; coded 5, 8, 9 in col. 61; coded 1, 8, 9 in col. 68.

Column

Var. #
Name

71

B20c. Would you say that the newspapers you read
take too much space, just about the right
amount of space, or too little space on
government affairs?

288
GVTSPACE

- 22 1. TOO MUCH SPACE
- 386 3. ABOUT THE RIGHT AMOUNT OF SPACE
- 169 5. TOO LITTLE SPACE
- 27 8. DK
- 3 9. NA
- 57 0. INAP; doesn't read newspapers; coded 5, 8, 9
in col. 61

72

B21. What is your best source of information about
local politics? Would you say friends, tele-
vision, radio, newspapers, or some other
source?

289
#1SOURCE

- 111 1. FRIENDS
- 187 2. TELEVISION
- 21 3. RADIO
- 262 4. NEWSPAPERS
- 12 5. NO GOOD SOURCE
- 3 6. Local meetings
- 46 7. SOME OTHER SOURCE
- 10 8. DK
- 12 9. NA

Make
Card

If more than one
source mentioned,
code that designated
as BEST.
If none BEST, code
first mention.

Column

Var. #
Name

73

B22. How informed would you say you are about
(CITY/TOWNSHIP) government affairs? Would
you say very well informed, somewhat informed,
or not very well informed?

290

CYINFORM

- 75 1. VERY WELL INFORMED
- 281 3. SOMEWHAT INFORMED
- 297 5. NOT VERY WELL INFORMED
- 7 8. DK
- 9 9. NA

74

B23. Would you say that the radio stations you
listen to spend too much time, just about
the right amount of time, or too little time
on local government affairs?

291

RADTIME

- 6 1. TOO MUCH TIME
- 254 3. ABOUT THE RIGHT AMOUNT OF TIME
- 269 5. TOO LITTLE TIME
- 73 6. R DOESN'T LISTEN TO RADIO
- 51 8. DK
- 11 9. NA

75

B24. Would you say that the television stations
you watch spend too much time, just about
the right amount of time, or too little
time on local government affairs?

292

TVTIME

- 24 1. TOO MUCH TIME
- 330 3. ABOUT THE RIGHT AMOUNT OF TIME
- 261 5. TOO LITTLE TIME
- 21 6. R DOESN'T WATCH TV
- 21 8. DK
- 7 9. NA

Code 0 in
cols. 76-78

Column

Var. #
Name

76

B25. On the average, how often do you watch local TV news broadcasts? Would you say almost every night, a couple of times a week, about once a week, almost never or never?

293

WATCHTV

- 497 1. ALMOST EVERY NIGHT
- 102 2. A COUPLE OF TIMES A WEEK
- 22 3. ABOUT ONCE A WEEK
- 14 4. ALMOST NEVER
- 7 5. NEVER
- 1 6. R DOESN'T HAVE A TV
- 8. DK
- 1 9. NA
- 20 0. INAP; doesn't watch TV; coded 6, 8, 9 in col. 75

Code 0 in
cols. 77-78

77-78

B25a. Which TV channel do you watch most often for Detroit area news?

294

DETTV

- 198 01. Channel 2 (WJBK, CBS, Detroit)
- 132 02. Channel 4 (WWJ, NBC, Detroit)
- 277 03. Channel 7 (WXYZ, ABC, Detroit)
- 04. Channel 11 (WTOL, CBS, Toledo)
- 05. Channel 13 (WSPD, NBC, Toledo)
- 06. Channel 20 (WXON, Ind., Detroit)
- 07. Channel 24 (WDHO, ABC, Toledo)
- 08. Channel 30 (WGTE, PBS, Toledo)
- 1 09. Channel 50 (WKBD, Ind., Detroit)
- 10. Channel 56 (WTVS, PBS, Detroit)
- 11. Channel 57 (WBGU, PBS, Bowling Green, OH)

If more than one station mentioned, code that designated MOST WATCHED.

If none MOST WATCHED, code first mention.

Make
Card

- 1 96. Channel 9 (CKLW, CBC, Windsor, Canada)
- 7 97. Other
- 4 98. DK
- 16 99. NA
- 23 00. INAP; doesn't watch TV; doesn't watch newscasts; doesn't have TV; coded 6, 8, 9 in col. 75; coded 5, 6, 8, 9, in col. 76

COMMUNITY LIFE AND POLITICS

Card 09

<u>Column</u>		<u>Var. #</u> <u>Name</u>
1-4	<u>Project Number (8583)</u>	
5-6	<u>Card Number (09)</u>	
7-10	<u>Interview Number (DAS interview number from left side of face sheet of questionnaire)</u>	
11	B26. Now I'd like to ask a few questions about the schools in (CITY/TOWNSHIP). Do you think that the schools meet the needs of the people in (CITY/TOWNSHIP)?	<u>295</u> SCHNEEDS

Code 0 in cols. 12-15	301	1. YES
	225	5. NO
	132	8. DK
	6	9. NA

Column

Var. #
Name

12-13, (1st); B26a. In what ways don't the schools meet the needs
14-15, (2nd); of the people in (CITY/TOWNSHIP)?

296
NOTMEET1

f.

297
NOTMEET2

296	297
34	12
15	4
2	5
20	6
7	1
69	17
13	15
20	13
7	2
6	3

Code two mentions.

- 01. Teachers don't teach anything; poor Quality teachers
- 02. Kids don't want to learn.
- 03. There's no discipline, kids spend time fighting
- 04. Teachers have to spend too much time on discipline.
- 05. The schools are too crowded.
- 06. The schools don't have enough money.
- 07. The curriculum; poor quality of education; children don't learn basic/useful things.
- 08. Poor facilities, lack of supplies.
- 09. Teachers/Administrators not dedicated or interested in students; spend too much time striking (Not or NA whether 01).
- 10. Busing controversy.
- 11. Lack of special education programs (for fast/slow learners); not enough vocational courses; not enough individual attention.

Make
Card

25	13
5	-
3	-
438	572

- 97. Other
- 98. DK
- 99. NA
- 00. INAP, no second mention; school meets needs; coded 1, 8, 9 in col. 11

Column

Var. #
Name

16

B27. Do you presently have any children under your care that are enrolled in any elementary, junior high or high schools?

298
CHILDSC

Code 0 in
cols. 17-22

- 221 1. YES
- 442 5. NO
- 8. DK
- 9. NA

17

B27a. Are they in public or private school?

299
PUB/PRIV

- 188 1. PUBLIC
- 25 2. PRIVATE
- 8 3. SOME CHILDREN IN BOTH
- 8. DK
- 9. NA
- 443 0. INAP; no children in school; coded 5, 8, 9 in col. 16

18

B27b. Do you feel that parents have enough to say in what goes on in schools?

300
SAYINSCH

- 149 1. YES
- 66 5. NO
- 4 8. DK
- 9. NA
- 443 0. INAP; no children in school; coded 5, 8, 9 in col. 16

19

B27c. Have any of your children ever said they were afraid of physical harm at school?

301
AFRAID

- 42 1. YES
- 179 5. NO
- 8. DK
- 9. NA
- 443 0. INAP; no children in school; coded 5, 8, 9 in col. 16

Column

Var. #
Name

20

B27d. Have you seriously considered having any of
your children change schools?

302
CHANGSCH

- 54 1. YES
- 167 5. NO
- 8. DK
- 9. NA
- 443 0. INAP; no children in school; coded 5, 8, 9
in col. 16

21

B27e. Do any of your children ride the bus to
school?

303
RIDEBUS

Code 0 in
col. 22

- 60 1. YES
- 161 5. NO
- 8. DK
- 9. NA
- 443 0. INAP; no children in school; coded 5, 8, 9
in col. 16

22

B27f. Is there a charge for riding this bus?

304
BUSCHARG

- 15 1. YES
- 46 5. NO
- 8. DK
- 9. NA
- 603 0. INAP; no children in school; no children ride
bus; coded 5, 8, 9 in col. 16; coded
5, 8, 9 in col. 21

23

B28. Detroit is now placing police uniformed
police officers in the public schools. Do
you think that police are needed in the
schools in (CITY/TOWNSHIP)?

305
SCHPOLIC

- 268 1. YES
- 335 5. NO
- 55 8. DK
- 6 9. NA

Column

Var. #
Name

24

B29. Have you heard about the system of regional school boards in Detroit?

306
REGSCHBD

Code 0 in
col. 25

- 261 1. YES
- 318 5. NO
- 8. DK
- 5 9. NA

25

B29a. Do you think that the regional school boards have made the Detroit schools better, kept things about the same, or made the schools worse?

307
RGBDHELP

- 25 1. BETTER
- 93 3. ABOUT THE SAME
- 85 5. WORSE
- 57 8. DK
- 1 9. NA
- 403 0. INAP; haven't heard of regional boards; coded 5, 8, 9 in col. 24

26

B30. Do you feel that the schools in your neighborhood are better, about the same, or worse than schools in other neighborhoods in (CITY/TOWNSHIP)?

308
NSCHSAME

- 142 1. BETTER
- 351 3. ABOUT THE SAME
- 45 5. WORSE
- 4 6. NO NEIGHBORHOOD SCHOOLS
- 115 8. DK
- 7 9. NA

Column

Var. #
Name

27

B31. Would you be willing to see your taxes increased if it meant getting better schools?

309
TXFORSCH

Code 0 in
col. 28

- 316 1. YES
- 287 5. NO
- 52 8. DK
- 9 9. NA

28

B31a. Should this increase be in the local property tax, the state income tax, or some other tax?

310
WHATTAX

- 109 1. PROPERTY
- 112 2. STATE INCOME; "Income tax"
- 4 3. Local income tax
- 13 4. Liquor, cigarette, luxury tax

Make
Card

- 29 7. SOME OTHER TAX
- 36 8. DK
- 14 9. NA
- 347 0. INAP; against tax increase; coded 5, 8, 9 in col. 27

29

B32. The courts in Detroit will probably order busing for most school children in the City of Detroit for this fall. What do you think of busing as a way to integrate the schools of Detroit? Do you strongly approve, approve, disapprove, or strongly disapprove of busing for integration in Detroit?

311
APPRVBUS

- 8 1. STRONGLY APPROVE
- 57 2. APPROVE
- 190 4. DISAPPROVE
- 366 5. STRONGLY DISAPPROVE
- 35 8. DK
- 8 9. NA

Column

Var. #
Name

30

B33. In some cities where busing has been ordered, there has been a great deal of trouble, while in other cities where busing has been ordered there has been no trouble at all. What do you think will happen in Detroit? Will there be a great deal of trouble, some trouble, or no trouble at all?

312
BUSTRBL?

- 259 1. A GREAT DEAL OF TROUBLE
- 314 3. SOME TROUBLE
- 41 5. NO TROUBLE AT ALL
- 41 8. DK
- 9 9. NA

31

B34. Interviewer Checkpoint B

313
SCHKIDCK

Code 0 in
cols. 32-33

- 197 1. R HAS AT LEAST ONE CHILD IN PUBLIC SCHOOL
- 464 2. R HAS NO CHILDREN IN PUBLIC SCHOOL
- 3 9. NA

32-33

B35. What would you do if your children were bused to some other school?

314
DOIFBUS

- 23 01. Do nothing, unspecified
- 5 02. Do nothing (approve of busing)
- 17 03. Do nothing (disapprove of busing, but can't do anything)
- 24 04. Move to some other area
- 37 05. Send children to private/parochial school
- 4 06. Protest through demonstrations
- 6 07. Complain to someone
- 37 08. Keep children at home; wouldn't let them go
- 3 09. Join an organization
- 5 10. Put them in a different school (NA whether 04 or 05)

Make
Card

- 23 97. Other
- 10 98. DK
- 4 99. NA
- 466 00. INAP; no children in public schools; coded 2 or 9 in col. 31

Column

Var. #
Name

B36. There has been a lot of talk lately about whether public employees have the right to go out on strike.

34. B36a. Do you think that public school teachers should have the right to go out on strike?

315
TEACHSTK

- 294 1. YES
- 327 5. NO
- 37 8. DK
- 4 9. NA

Use same code for cols. 35-37

$\frac{1}{233}$	$\frac{5}{396}$	$\frac{8}{28}$	$\frac{9}{7}$
-----------------	-----------------	----------------	---------------

35. B36b. The police

316
POLICSTK

348	268	41	7
-----	-----	----	---

36. B36c. Public bus drivers

317
BUSDRSTK

314	317	29	4
-----	-----	----	---

37. B36d. Garbage collectors

318
GARBGSTK

B37. Here are some statements about things that some people think cities should or should not do. Just tell me if you strongly agree, agree, disagree, or strongly disagree with each statement.

The first statement is...

38. B37a. Cities should make sure that good shopping areas are nearby.

319
CYSHOP?

- 179 1. STRONGLY AGREE
- 383 2. AGREE
- 81 4. DISAGREE
- 8 5. STRONGLY DISAGREE
- 9 8. DK
- 4 9. NA

Use same code for col. 39-50

39. B37b. Cities worry too much about parks, playgrounds, and swimming pools.

320
CYPARK?

$\frac{1}{21}$	$\frac{2}{114}$	$\frac{4}{405}$	$\frac{5}{83}$	$\frac{8}{37}$	$\frac{9}{4}$
----------------	-----------------	-----------------	----------------	----------------	---------------

Column

Var. #
Name

	<u>1</u>	<u>2</u>	<u>4</u>	<u>5</u>	<u>8</u>	<u>9</u>	
40	17	156	287	168	27	9	
	B37c. Cities should have the right to tell owners what they can do with their property.						
	<hr/>						321
	109	359	125	21	41	9	CYTROP?
41	B37d. Cities should try to get more business and industry to move in.						
	<hr/>						322
	84	382	161	13	14	10	CYBUSIN?
42	B37e. Cities should stick to basic services like police, fire, streets, water and garbage pick-up.						
	<hr/>						323
	12	105	414	74	52	7	CYBASIC?
43	B37f. Cities worry too much about libraries, theaters, and other cultural things.						
	<hr/>						324
	107	337	160	30	20	10	CYCULT?
44	B37g. Cities should provide jobs for people who are out of work.						
	<hr/>						325
	216	399	24	2	17	6	CYJOBS?
45	B37h. Cities should be sure that all groups are heard before decisions are made.						
	<hr/>						326
	36	161	300	98	59	10	CYGRPS?
46	B37j. Cities should have the right to keep out people who do not fit in.						
	<hr/>						327
	168	421	47	6	13	9	CYKPOUT?
47	B37k. Cities should worry more about clean air, clean water, and clean neighborhoods.						
	<hr/>						328
	33	245	297	24	52	13	CYCLEAN?
48	B37m. Cities should try to get more people to move in.						
	<hr/>						329
	14	330	189	29	30	14	CYPOP?
49	B37n. Cities should provide housing for people who are poor.						
	<hr/>						330
	139	456	38	5	19	7	CYHOUSE?
50	B37p. Cities should pay attention to how other city governments are handling problems.						
	<hr/>						331
							CYOTHER?

Column

Var. #
Name

B38. Now I'd like to read some of the kinds of things people tell us about local government when we interview them. Please tell me whether you tend to agree or tend to disagree with each statement.

51

B38a. People like me don't have any say about what the local government does.

332
LCLSAY

274 1. TEND TO AGREE
354 5. TEND TO DISAGREE

Use same code
in cols. 52, 53

28 8. DK
8 9. NA

$\frac{1}{408}$ $\frac{5}{235}$ $\frac{8}{13}$ $\frac{9}{8}$

52

B38b. Sometimes local politics and government seem so complicated that a person like me can't really understand what's going on.

333
LCLCOMP

319 309 27 9

53

B38c. Local public officials don't care much what people like me think.

334
LCLCARE

B39. Now I'd like to read the same set of statements asking about the national government in Washington. Please just tell me if you tend to agree or tend to disagree with these statements about the national government.

~~432~~ ~~118~~ ~~112~~ ~~118~~

54

B39a. People like me don't have any say about what the national government does.

335
NATLSAY

443 1. TEND TO AGREE
191 5. TEND TO DISAGREE

Use same code
in cols. 55, 56

22 8. DK
2 9. NA

$\frac{1}{505}$ $\frac{5}{143}$ $\frac{8}{9}$ $\frac{9}{7}$

55

B39b. Sometimes national politics and government seem so complicated that a person like me can't really understand what's going on.

336
NATLCOMP

440 190 20 14

56

B39c. National public officials don't care much what people like me think.

337
NATLCARE

Column

Var. #
Name

Cl. Now I'd like to ask you about elections and political activities. Could you tell me if you have done any of the following things in the last couple of years? First, have you...

57

Cl a. Worn a campaign button or put a political bumper sticker on your car?

338
BUTTON

191 1. YES
469 5. NO
- 8. DK
4 9. NA

Use same code
for cols. 58-64

1 5 8 9
157 502 1 4

58

Cl b. Attended any political rallies, meetings, fund raising projects, and so on?

339
RALLIES

59

Cl c. Worked for a political candidate or party?

340
WRKPARTY

60

Cl d. Worked on a petition drive?

341
PETITION

61

Cl e. Joined a community organization for some political reason?

342
COMORG

62

Cl f. Contacted a local political official about your views on some issue?

343
LCLOFF

63

Cl g. Contacted a state or national political official about your views on some issue?

344
S/NATOFF

64

Cl h. Taken part in a sit-in, demonstration, mass march or some other type of protest activity?

345
PROTEST

Column

Var. #
Name

65

Clj. Made any contributions to political candidates
or political parties?

346
CONTRIB

Code 0 in
col. 66

- 150 1. YES
- 509 5. NO
- 1 8. DK
- 4 9. NA

66

Clk. About how much money would you say you gave
altogether to political parties and candidates
during the past three years? Please tell me
the number on the card.

347
\$CONTRIB

- 46 1. UP TO \$10
- 41 2. \$11 - 49
- 23 3. \$50 - 99
- 18 4. \$100 - 199
- 13 5. \$200 - 499
- 4 6. \$500 OR MORE
- 1 7. R REFUSED TO GIVE INFORMATION
- 2 8. DK
- 2 9. NA
- 513 0. INAP; hasn't contributed; coded 5, 8, 9 in
col. 65

COMMUNITY LIFE AND POLITICS

Card 10

Column

Var. #
Name

1-4 Project Number (8583)

5-6 Card Number (10)

7-10 Interview Number (DAS interview number from left side of face sheet of questionnaire)

C2. Some people think that certain groups have too much influence in the three county area (Wayne, Oakland and Macomb Counties), while other people feel that certain groups don't have as much influence as they deserve. For each group I read to you, just tell me the letter of the statement on this card that best says how you feel. The first group is...

11 C2a. The United Auto Workers Union. Do you feel that the United Auto Workers Union in the three county area (Wayne, Oakland and Macomb Counties) has too much influence, just about the right amount of influence, or too little influence right now?

- 277 1. TOO MUCH INFLUENCE
 234 3. JUST ABOUT THE RIGHT AMOUNT OF INFLUENCE
 68 5. TOO LITTLE INFLUENCE
 73 8. DK
 12 9. NA

348
 UAWINF

Use same code
 in cols. 12-28

12 C2b. Poor people
 71 338 186 52 17
 13 C2c. Policemen
 410 466 17 54 17
 14 C2d. Politicians
 345 200 38 66 15
 15 C2e. The auto companies

349
 POORINF
 350
 POLICINF
 351
 POLINF
 352
 AUTOINF

Column

	<u>1</u>	<u>3</u>	<u>5</u>	<u>8</u>	<u>9</u>	<u>Var. #</u>
						<u>Name</u>
16.	<u>277</u>	<u>161</u>	<u>155</u>	<u>55</u>	<u>16</u>	<u>353</u> <u>BLACKINF</u>
	C2f. Blacks					
17.	<u>151</u>	<u>246</u>	<u>95</u>	<u>149</u>	<u>23</u>	<u>354</u> <u>LIBINF</u>
	C2g. Liberals					
18.	<u>248</u>	<u>231</u>	<u>7</u>	<u>94</u>	<u>18</u>	<u>355</u> <u>DETGTINF</u>
	C2h. Detroit City government					
19.	<u>287</u>	<u>227</u>	<u>62</u>	<u>68</u>	<u>20</u>	<u>356</u> <u>UNIONINF</u>
	C2j. Labor unions					
20.	<u>178</u>	<u>327</u>	<u>44</u>	<u>92</u>	<u>18</u>	<u>357</u> <u>EDITRINF</u>
	C2k. Newspaper editors					
21.	<u>123</u>	<u>295</u>	<u>169</u>	<u>58</u>	<u>19</u>	<u>358</u> <u>WHITEINF</u>
	C2m. Whites					
22.	<u>168</u>	<u>300</u>	<u>56</u>	<u>120</u>	<u>20</u>	<u>359</u> <u>REPINF</u>
	C2n. Republicans					
23.	<u>196</u>	<u>151</u>	<u>208</u>	<u>89</u>	<u>20</u>	<u>360</u> <u>WELFINF</u>
	C2p. People on welfare					
24.	<u>463</u>	<u>154</u>	<u>24</u>	<u>66</u>	<u>17</u>	<u>361</u> <u>BIGBSINF</u>
	C2q. Big business					
25.	<u>4</u>	<u>116</u>	<u>482</u>	<u>44</u>	<u>18</u>	<u>362</u> <u>RETINF</u>
	C2r. Retired people					
26.	<u>84</u>	<u>360</u>	<u>82</u>	<u>118</u>	<u>20</u>	<u>363</u> <u>DEMINF</u>
	C2s. Democrats					
27.	<u>92</u>	<u>308</u>	<u>166</u>	<u>81</u>	<u>17</u>	<u>364</u> <u>SUBURINF</u>
	C2t. People who live in the suburbs					
28.	<u>6</u>	<u>260</u>	<u>343</u>	<u>37</u>	<u>18</u>	<u>365</u> <u>YOUINF</u>
	C2u. People like you					
29.	<u>C3. Are you a citizen of the United States?</u>					<u>366</u> <u>CITIZEN?</u>

Code 0 in
cols. 30-45

- 631 1. YES
- 32 5. NO
- 1 9. NA

Column

Var. #
Name

30 C4. Do you happen to be registered to vote? 367
REGIST'D

Code 0 in
cols. 33-34

524
~~88~~ 1. YES

Code 0 in
cols. 31-32

105 5. NO

Code 0 in
cols. 31-34

2 8. DK

- 9. NA

33 0. INAP; not US citizen; coded 5 or 9 in col. 29

31 C4a. Are you registered in (CITY/TOWNSHIP) or
someplace else? 368
REGHERE

Code 0 in
col. 32

474 1. (CITY/TOWNSHIP)

50 2. SOMEPLACE ELSE

8. DK

9. NA

140 0. INAP; not US citizen; not registered; coded 5 or 9
in col. 29; coded 5, 8, 9 in col. 30

32 C4b. What city and state is that? 369
REGSTATE

Make
Card

43 1. Someplace in Michigan

7 2. Some other state

- 7. Other

- 8. DK

- 9. NA

614 0. INAP; not US citizen; not registered; registered
in this city; coded 5 or 9 in col. 29; coded
5,8,9 in col. 30, coded 1, 8, 9 in col. 31

33 C4c. Have you ever been registered to vote? 370
EVERREG

Code 0 in
col. 34-44

48 1. YES

56 5. NO

8. DK

- 9. NA

560 0. INAP; not US citizen; registered; coded 5 or 9
in col. 29; coded 1, 8, 9 in col. 30

Column

Var. #
Name

34. C4d. In what city and state were you last registered to vote?

371
LASTREG

- 33 1. Three county area (see appendix B - 3 County area)
- 6 2. Somewhere else in Michigan
- 9 3. Some other state
- 7 4. Other
- 8 5. DK
- 1 6. NA
- 615 0. INAP; not US citizen; registered; never been registered; coded 5 or 9 in col. 29; coded 1, 8, 9 in col. 30; coded 5, 8, 9 in col. 34.

Make Card

35. C5. About how many local elections have you voted in here or anywhere else? Would you say all of them, most of them, some of them or none of them?

372
VOTELCL

- 213 1. ALL OF THEM
- 199 2. MOST OF THEM
- 115 4. SOME OF THEM
- 41 5. NONE OF THEM
- 3 6. NEVER ELIGIBLE
- 3 8. DK
- 1 9. NA
- 89 0. INAP; not US citizen; never been registered; coded 5 or 9 in col. 29; coded 5, 8, 9 in col. 33.

Code 0 in
cols. 36-38

Code 0 in
cols. 36-44

36. C6. Did you vote in the last local election in (CITY/TOWNSHIP) or weren't you living here at the time?

373
VOTELAST

- 338 1. YES, VOTED
- 159 5. NO, DIDN'T VOTE
- 30 6. NOT LIVING IN (CITY/TOWNSHIP)
- 6 8. DK
- 1 9. NA
- 130 0. INAP; not US citizen; never been registered; never voted; coded 5 or 9 in col. 29; coded 5, 8, 9 in col. 33; coded 5, 6, 8, 9 in col. 35

Code 0 in
cols. 37-38

Column

Var. #
Name

37

C7. Did you vote in the last election for mayor?

374
VOTEMAYR

Code 0 in
col. 38

- 378 1. YES
- 119 5. NO
- 2 8. DK
- 6 9. NA
- 159 0. INAP; not US citizen; never been registered; never voted; not living in this city; coded 5 or 9 in col. 29; coded 5, 8, 9 in col. 33; coded 5, 6, 8, 9 in col. 35; coded 6, 8, 9 in col. 36

38

C7a. Who did you vote for in the last election for Mayor? Was it Coleman Young, John Nichols, or someone else?

375
WHOMAYR

Make
Card

- 93 1. COLEMAN YOUNG
- 61 2. JOHN NICHOLS
- 4 7. SOMEONE ELSE
- 3 8. DK
- 15 9. NA
- 488 0. INAP, not living in Detroit; not US citizen; never been registered; never voted; not living in this city, didn't vote for mayor; coded 5 or 9 in col. 29; coded 5, 8, 9 in col. 33; coded 5, 6, 8, 9 in col. 35; coded 5, 8, 9 in col. 37

39

C8. Is there a political party official like a precinct captain who represents the Republican or Democratic party in this neighborhood?

376
NDPOLOFF

Code 0 in
cols. 40-41

- 94 1. YES
- 219 5. NO
- 257 8. DK
- 9 9. NA
- 92 0. INAP; not US citizen; never been registered; coded 5 or 9 in col. 29; coded 5, 8, 9 in col. 33; coded 6, 8, 9 in col. 35

Column

Var. #
Name

40

C8a. Have you every been contacted by this
precinct captain?

377
CONTACT?

Code 0 in
col. 41

- 48 1. YES
- ~~45~~ 2. NO
- 8. DK
- 9. NA
- 370 0. INAP; not US citizen; never been registered; no party official in area; coded 5 or 9 in col. 29; coded 5, 8, 9 in col. 33; coded 6, 8, 9 in col. 35; coded 5, 8, 9 in col. 39

41

C8b. Was this person a Republican or a Democrat?

378
OFFR/D?

Make
Card

- 10 1. REPUBLICAN
- 25 2. DEMOCRAT
- 11 3. Both Republican and Democrat
- 7. Other
- 4 8. DK
- 9. NA
- 614 0. INAP; not US citizen; never been registered; no party official in area; never contacted; coded 5 or 9 in col. 29; coded 5, 8, 9 in col. 33; coded 6, 8, 9 in col. 35; coded 5, 8, 9 in col. 39; coded 5, 8, 9 in col. 40

42

C9. Now how about national elections. About how many of these have you voted in sice you have been eligible? Would you say all of them, most of them, some of them, or none of them?

379
VOTENATL

Code 0 in
cols. 43-44

- 314 1. ALL OF THEM
- 147 2. MOST OF THEM
- 71 4. SOME OF THEM
- 31 5. NONE OF THEM
- 8 6. NEVER ELGIBLE
- 8. DK
- 9. NA
- 92 0. INAP; not US citizen; never been registered; coded 5 or 9 in col. 29; coded 5, 8, 9 in col. 33; coded 6, 8, 9 in col. 35

Column

Var. #
Name

43

C10. Did you vote in the 1972 Presidential election?

380
VOTEPRES

Code 0 in col. 44

- 462 1. YES
- 95 5. NO
- 1 8. DK
- 2 9. NA
- 104 0. INAP; not US citizen; never been registered; never eligible; coded 5 or 9 in col. 29; coded 5, 8, 9 in col. 33; coded 6, 8, 9 in col. 35; coded 6, 8, 9 in col. 42

44

C10a. Could you tell me who you voted for in that election? Was it Richard Nixon, George McGovern, John Schmitz, or someone else?

381
WHOPRES

Make Card

- 213 1. RICHARD NIXON, REPUBLICAN
- 211 2. GEORGE MCGOVERN, DEMOCRAT
- 7 3. JOHN SCHMITZ
- 9 7. SOMEONE ELSE
- 4 8. DK
- 18 9. NA
- 202 0. INAP; not US citizen, never been registered; never eligible; didn't vote in 1972; coded 5 or 9 in col. 29; coded 5, 8, 9 in col. 33; coded 6, 8, 9 in col. 35; coded 6, 8, 9 in col. 42; coded 5, 8, 9 in col. 43

45

C11 and C11a-c Generally speaking, do you usually think of yourself as a Republican, a Democrat, an independent, or what?

382
REP/DEM?

Make Card

- 137 0. STRONG Democrat
- 101 1. NOT VERY STRONG Democrat
- 134 2. DEMOCRAT (closer to)
- 49 3. NEITHER
- 42 4. REPUBLICAN (closer to)
- 24 5. NOT VERY STRONG Republican
- 6. STRONG Republican
- 7. Other
- 1 8. DK
- 9 9. NA
- 167 0. INAP; not US citizen; coded 5 or 9 in column 29

Column

Var. #
Name

46

D1. Do you (or anyone in this household) own or rent this (house/apartment) or do you have some other arrangement?

383
OWN/RENT

- 492 1. OWN OR IS BUYING
- 160 2. RENT
- 4 3. Housing furnished free by relative or employer
- 5 7. OTHER
- 8. DK
- 3 9. NA

Make Card

47

D2. How many bedrooms are there in this (house/apartment)?

384
#BEDRMS

Code actual number (1-6) 1 2 3 4 5 6
66 162 309 106 11 3

- 2 7. Seven or more
- 8. DK
- 5 9. NA

48-49

D3. How long have you lived in this (house/apartment)?

385
YRSINHU

see marginals. Code number of years (01-90)

- 00. Less than one year
- 96. All life
- 97. Other
- 98. DK
- 99. NA

Make Card

Code years to nearest Year.
Code half years to nearest odd year.

Column

Var. #
Name

50

D4. Interviewer Checkpoint C

386
YRSCHK

Code 0 in
cols. 51-70
and deck 11,
cols. 11-39

- 409 1. IF LESS THAN 10 YEARS IN Q. D3
- ~~254~~ 2. IF 10 YEARS OR MORE IN Q. D3
- 1- 9. NA

51

D5. Before you moved into this neighborhood, did
you consider moving to other areas?

387
OTHAREAS

Code 0 in
cols. 52-53

- 226 1. YES
- ~~174~~ 5. NO
- 1 8. DK
- 3 9. NA
- 255 0. INAP; 10 years or more; coded 2 or 9 in col.
50

Column

Var. #
Name

52-53

D5a. What made you decide to come to this neighborhood rather than to some other place?

388
WHY ND?

NEIGHBORHOOD

- 11 - 01. Schools
- 29 02. Closeness to work
- 3 03. Safety
- 6 04. Closeness to services
- 9 05. Closeness to friends or relatives
- 1 06. The people here are like me
- 22 07. Nice neighborhood

Make
Card

28

27. Something else about the neighborhood

HOUSING UNIT

- 4 51. Space
- 57 52. Cost
- 13 53. Physical condition or attractiveness

Make
Card

9

77. Something else about the (house/apartment)

- 3 95. Always lived in this neighborhood
- 20 96. Had to move here for some reason (moved in with relatives, it was the only place available)

Make
Card

5

97. Other

1 98. DK

7 99. NA

437 00. INAP; 10 years or more; never considered other areas; coded 2 or 9 in col. 50; coded 5, 8, 9 in col. 51

Column

Var. #
Name

54

D6. Now I'd like you to look at this card and tell me which of these was the most important reason you chose this neighborhood as a place to live.

389

NDREASON

If more than one reason given, code that designated MOST IMPORTANT. If none MOST IMPORTANT, code first mention.

- 69 1. SCHOOLS
- 94 2. CLOSENESS TO WORK
- 28 3. SAFETY
- 20 4. CLOSENESS TO SERVICES (FOR EXAMPLE, STORES)
- 44 5. CLOSENESS TO FRIENDS OR RELATIVES
- 32 6. THE PEOPLE HERE ARE LIKE ME--THEY HAVE SIMILAR BACKGROUNDS AND/OR INTERESTS
- 14 7. SOMETHING ELSE
- 2 8. DK
- 6 9. NA
- 255 0. INAP; 10 years or more; coded 2 or 9 in col. 50

Make Card

55

D7. Do you think your present neighborhhod is better, about the same, or worse than your previous neighborhood?

390

NDBETTER

- 198 1. BETTER
- 119 3. ABOUT THE SAME
- 73 5. WORSE
- 3 8. DK
- 16 9. NA
- 255 0. INAP; 10 years or more; coded 2 or 9 in col. 50

56

D8. Please look at this card and tell me which of these was the most important reason you chose this particular (house/apartment).

391

HUREASON

If more that one reason given, code that designated MOST IMPORTANT. If none MOST IMPORTANT code first mention.

- 58 1. SPACE
- 132 2. COST
- 65 3. PHYSICAL CONDITION OR ATTRACTIVENESS
- 35 4. CLOSENESS TO WORK
- 22 5. CLOSENESS TO SCHOOLS
- 25 6. FRIENDS OR RELATIVES IN THE AREA
- 60 7. SOMETHING ELSE ABOUT THE NEIGHBORHOOD
- 8. DK
- 12 9. NA
- 255 0. INAP; 10 years or more; coded 2 or 9 in col. 50

Make Card

Column

Var. #
Name

D9. Now look at this card and tell me how satisfied you are with your present (house/apartment). First of all, how satisfied are you with the . . .

57

D9a. Living Space in this (house/apartment)?
Would you say you are very satisfied,
somewhat satisfied, somewhat dissatisfied,
or very dissatisfied?

392
SATSPACE

- 24(1. VERY SATISFIED
- 105 2. SOMEWHAT SATISFIED
- 41 4. SOMEWHAT DISSATISFIED
- 17 5. VERY DISSATISFIED

Use same code
in cols. 58-62

- 8. DK
- 5 9. NA
- 255 0. INAP; 10 years or more; coded 2 or 9 in col. 50

<u>1</u>	<u>2</u>	<u>4</u>	<u>5</u>	<u>8</u>	<u>9</u>	<u>0</u>
207	135	46	16	-	3	255

58

D9b. The physical condition of this (house/apartment)

393
SATCOND

149	158	69	24	4	5	255
-----	-----	----	----	---	---	-----

59

D9c. The cost of living, like mortgage, rent, and up-keep in this (house/apartment)

394
SATCOST

217	139	39	12	-	2	255
-----	-----	----	----	---	---	-----

60

D9d. The location

395
SATLOC

181	141	64	20	-	3	255
-----	-----	----	----	---	---	-----

61

D9e. The amount of noise

396
SATNOIS

182	136	61	25	1	4	255
-----	-----	----	----	---	---	-----

62

D9f. The safety

397
SATHUSAF

63

D10. Was the place where you lived before you moved to this (house/apartment) in the three county area (Wayne, Oakland and Macomb Counties)?

398
3CTYPREV

Code 0 in
cols. 64-66

- 364 1. YES
- 44 5. NO

- 1 9. NA
- 255 0. INAP; 10 years or more; coded 2 or 9 in col. 50

64-66

D10b. In what city and state did you live before moving here?

399
PRVSTATE

see Marginal.

Use Appendix C - State and Country Code EXCEPT;

- 000. INAP; 10 years or more; lived in three county area; coded 2 or 9 in col. 50; coded 1 or 9 in col. 63

Column

Var. #
Name

67

D11. Was the place where you lived before moving to this (house/apartment) a single family house, a two- or three-family house, an apartment or some other type of housing?

400
PREVHU

- 210 1. SINGLE FAMILY HOUSE
- 78 2. TWO- OR THREE-FAMILY HOUSE
- 101 3. APARTMENT
- 8 4. Townhouse
- 11 7. OTHER
- 8. DK
- 9. NA
- 256 0. INAP; 10 years or more; coded 2 or 9 in col. 50

Make Card

68

D12. How many other persons were living with you in that (house/apartment) at that time?

401
PREV#PER

Code number of person (0-6)

- 13 7. Seven or more
- 2 8. DK
- 3 9. NA
- 285 0. INAP; 10 years or more; coded 2 or 9 in col. 50

40	$\frac{1}{84}$	$\frac{2}{81}$	$\frac{3}{77}$	$\frac{4}{63}$	$\frac{5}{33}$	$\frac{6}{23}$
---------------	----------------	----------------	----------------	----------------	----------------	----------------

69

D13. How many bedrooms did you have in that (house/apartment)?

402
PREV#BED

Code actual number (1-6)

- 1 7. Seven or more
- 1 8. DK
- 1 9. NA
- 255 0. INAP; 10 years or more; coded 2 or 9 in col. 50

40	$\frac{1}{73}$	$\frac{2}{142}$	$\frac{3}{144}$	$\frac{4}{36}$	$\frac{5}{6}$	$\frac{6}{5}$
---------------	----------------	-----------------	-----------------	----------------	---------------	---------------

70

D14. Did you (or someone in your previous household) own or rent or have some other arrangement at that place where you lived before?

403
PREVOWN?

- 162 1. OWNED OR WAS BUYING
- 228 2. RENTED
- 11 3. Housing furnished by relative or employer
- 6 7. OTHER
- 8. DK
- 9 9. NA
- 255 0. INAP; 10 years or more; coded 2 or 9 in col. 50

Make Card

COMMUNITY LIFE AND POLITICS

Card 11

Column

Var. #
Name

1-4 Project Number (8583)

5-6 Card Number (11)

7-10 Interview Number (DAS interview number from left side of face sheet of questionnaire)

11-12 D15. Still on the subject of the place you lived before the one you live in now, could you tell me the month and year you moved into that place? Please estimate it as best you can.

404
MONMVIN

MONTH

- 28 01. January
- 13 02. February
- 17 03. March
- 22 04. April
- 26 05. May
- 43 06. June
- 26 07. July
- 38 08. August
- 39 09. September
- 26 10. October
- 31 11. November
- 25 12. December
- 31 98. DK
- 44 99. NA; R gives only a season (i.e., "winter")
- 255 00. INAP; 10 years or more; coded 2 or 9 in 10:50

13-14

D15. YEAR

405
YRMVIN

Code last two digits of year moved (01-75).

- 8 98. DK see marginals
- 5 99. NA
- 255 00. INAP; 10 years or more; coded 2 or 9 in 10:50

Column

Var. #
Name

15-16

D16. What month and year did you move out? Again, please estimate it as best as you can.

406
MNMVOUT

MONTH

- 33 01. January
- 29 02. February
- 37 03. March
- 31 04. April
- 23 05. May
- 37 06. June
- 28 07. July
- 34 08. August
- 35 09. September
- 28 10. October
- 31 11. November
- 37 12. December

- 11 98. DK
- 15 99. NA; R gives only a season
- 255 00. INAP; 10 years or more; coded 2 or 9 in 10:50

17-18

D16. YEAR

407
YRMVOUT

Code last two digits of year moved. (01-75).

See marginals.

- 3 98. DK
- 2 99. NA
- 255 00. INAP; 10 years or more; coded 2 or 9 in 10:50

Column

Var. #
Name

19-20

D17. What was the main reason you left that particular (house/apartment)?

408
WHYMOVE

NEIGHBORHOOD OR RESIDENCE

- 63 01. Needed more space
- 3 02. Noise there bothered R
- 13 03. Cost too high
- 22 04. Area not safe
- 11 05. Didn't get along with neighbors, family or roommate
- 9 06. Neighborhood deteriorating
- 15 07. Dwelling unit deteriorating, unhealthy; lacked basic utilities or appliances
- 8 08. Needed smaller place
- 8 09. To live with (be near, take care of) relatives
- 6 10. The schools, school system - any mention
- 0 11. Wanted to be closer to work

Make Card

~~28~~ 27. Some other problem with residence or neighborhood

CIRCUMSTANCE

- 59 51. Wanted own home
- 83 52. Moved because of job change, family status or marital status change; had a baby

Make Card

~~11~~ 77. Some other circumstance

- 16 95. Just wanted to move; want to be on my own
- 37 96. Had to move (e.g., evicted, previous residence burned, condemned, etc., rent raised)

Make Card

- ~~5~~ 97. Other
- 98. DK
- 4 99. NA
- 255 00. INAP; 10 years or more; coded 2 or 9 in 10:50

Column

Var. #
Name

21

D18. Interviewer Checkpoint D

409

WHYMVCHK

Code 0 in
col. 22

- 190 1. REASON FOR MOVING IN Q. D17 WAS A PROBLEM
- ~~216~~ 2. REASON FOR MOVING IN Q. D17 WAS CIRCUM-
STANCE RELATED:
- 3 9. NA
- 255 0. INAP; 10 years or more; coded 2 or 9 in 10;50

22

D19. Now that you've moved to your present
(house/apartment), do you feel that
(ANSWER TO Q. D17) is still a problem for
you now?

410

NOWPROB?

- 20 1. YES
- 151 5. NO
- 1 8. DK
- 18 9. NA
- 474 0. INAP; coded 10 years or more; moved for circumstance;
coded 2 or 9 in 10;50; coded 2 or 9 in col. 21

23

D20. Interviewer Checkpoint E

411

YRMOVCHK

Code 0 in
cols. 24-30

Code 0 in
cols. 24-37

Code 0 in
cols. 24-37

- 196 1. R MOVED INTO PREVIOUS HOUSING UNIT
AFTER MAY, 1970
- ~~123~~ 2. R MOVED INTO PREVIOUS HOUSING UNIT
AFTER MAY, 1965, BUT BEFORE JUNE, 1970
- ~~134~~ 3. R MOVED INTO PREVIOUS HOUSING UNIT
IN MAY, 1965 OR BEFORE
- 3 8. DK
- 3 9. NA
- 255 0. INAP; 10 years or more; coded 2 or 9 in 10:50

Column

Var. #
Name

24

D21. In May of 1970, were you living in the three county area (Wayne, Oakland and Macomb Counties)?

412
3CTY5/70

Code 0 in
cols. 28-30

109 1. YES

Code 0 in
cols. 25-27

92 5. NO

Code 0 in
cols. 25-30

— 8. DK
— 9. NA

518 0. INAP; 10 years or more; moved after May 1970; coded 2 or 9 in 10:50; coded 2, 3, 8, 9 in col. 23

25-27

D21a. Could you give me the name of the city where you were living in May, 1970?

413
CITY5/70

see marginal

Use Appendix B - 3 County Area City Code EXCEPT:

000. INAP; 10 years or more; moved before May 1970; not living in three county area in May 1970; coded 2 or 9 in 10:50; coded 2, 3, 8, 9 in col. 23; coded 5, 8, 9 in col. 24

28-30

D21b. In what city and state were you living in May, 1970?

414
ST5/70

see marginal

Use Appendix C - State and Country Code EXCEPT:

000. INAP; 10 years or more; moved before May 1970; living in three county area in May 1970; coded 2 or 9 in 10:50; coded 2, 3, 8, 9 in col. 23; coded 1, 8, 9 in col. 24

Column

Var. #
Name

31

D22. In May, 1965 were you living in the three county area (Wayne, Oakland and Macomb Counties)?

415
3CTY5/65

Code 0 in
cols. 35-37

~~185~~ 1. YES

Code 0 in
cols. 32-34

~~80~~ 5. NO

Code 0 in
cols. 32-37

~~3~~ 8. DK
~~3~~ 9. NA

316 0. INAP; 10 years or more; moved before May 1970;
coded 2 or 9 in 10:50; coded 3, 8, 9 in col. 23

32-34

D22a. Could you give me the name of the city where you were living in May, 1965?

416
CITY5/65

see marginal.

Use Appendix B - 3 County Area City Code EXCEPT:

000. INAP; 10 years or more; moved before May 1970; not living in 3 county area in May 1965; coded 2 or 9 in 10:50; coded 3, 8, 9 in col. 23; coded 5, 8, 9 in col. 31

35-37

D22b. In what city and state were you living in May, 1965?

417
ST5/65

see marginal.

Use Appendix C - State and Country Code EXCEPT:

000. INAP; 10 years or more; moved before May 1970; living in 3 county area in May 1965; coded 2 or 9 in 10:50; coded 3, 8, 9 in col. 23; coded 1, 8, 9 in col. 31

38-39

D23. Altogether, how many times have you moved in the last 10 years, that is, since May, 1965?

418
#MOVES

Code number of moves (01-90)

Make
Card

~~2~~ 97. Other
~~4~~ 98. DK
~~4~~ 99. NA

256 00. INAP; 10 years or more; coded 2 or 9 in 10:50

$\frac{1}{118}$ $\frac{2}{87}$ $\frac{3}{82}$ $\frac{4}{41}$ $\frac{5}{27}$ $\frac{6}{11}$ $\frac{7}{7}$ $\frac{8}{5}$ $\frac{9}{5}$ $\frac{10}{7}$ $\frac{11}{4}$ $\frac{12}{3}$ $\frac{13}{1}$ $\frac{14}{1}$ $\frac{15}{1}$

$\frac{20}{1}$ $\frac{45}{1}$

Column

Var. #
Name

40 D24. Do you have any plans for moving out of
this (house/apartment)?

419
PLANMOVE

Code 0 in
cols. 41-48

- 212 1. YES
- ~~450~~ 5. NO
- 1 8. DK
- 1 9. NA

41 D24a. Are you thinking of staying in this neighbor-
hood or are you thinking of moving elsewhere?

420
STAYINND

Code 0 in
cols. 42-48

- 23 1. STAYING IN NEIGHBORHOOD
- 181 2. MOVING ELSEWHERE
- 0 8. DK
- 0 9. NA
- 4520. INAP; no plans to move; coded 5, 8, 9 in col. 40

42 D24b. Are you thinking of moving out of the three
county area (Wayne, Oakland and Macomb
Counties)?

421
OUT3CTY?

Code 0 in
cols. 46-48

77 1. YES

Code 0 in
cols. 43-45

97 5. NO

Code 0 in
cols. 43-48

- 3 8. DK
- 2 9. NA
- 485 0. INAP; no plans to move; staying in neighborhood;
coded 5, 8, 9 in col. 40; coded 1, 8, 9
in col. 41

43-45 D24c. Could you give me the name of the city and
state where you are thinking of moving?

422
STATEMOV

see marginals.

Use Appendix C - State and Country Code EXCEPT:

- 000. INAP; no plans to move; staying in neighborhood;
not moving out of 3 county area; coded
5, 8, 9 in col. 40; coded 1, 8, 9 in col.
41; coded 5, 8, 9 in col. 42

Column

Var. #
Name

46-48

D24d. Where in the three county area (Wayne, Oakland and Macomb Counties) are you thinking of moving? Could you give me the name of the city or township?

423

CITYMOVE

see marginals

Use Appendix B - 3 County Area City Code EXCEPT:

000. INAP; no plans to move; staying in neighborhood; may move out of 3 county area; coded 5, 8, 9 in col. 40; coded 1, 8, 9 in col. 41; coded 1, 8, 9 in col. 42

49

D25. Within the next two years, how likely is it that you will move? Would you say you definitely will move, that you probably will move, that you probably will not move, or that you definitely will not move?

424

ZYRSMOVE

- 103 1. DEFINITELY WILL MOVE
- 117 2. PROBABLY WILL MOVE
- 188 4. PROBABLY WILL NOT MOVE
- 225 5. DEFINITELY WILL NOT MOVE
- 24 8. DK
- 5 9. NA
- 0. INAP

Code 0 in
cols. 50-52

50-

D25a. Do you think this will be because you want to move or because you will have to move?

425

WANTTO?

Code 0 in
cols. 51-52

- 184 1. WANT TO
- 36 2. HAVE TO
- 8. DK
- 9. NA
- 444 0. INAP; will not move; coded 4, 5, 8, 9 in col. 49

Column

Var. #
Name

51-52

D25b. What would be the reasons for having to move?

426
HAVETO?

- 7 01. Job change, transfer
- 1 02. Change in marital status, got married, divorced, etc.
- 3 03. Financial reason, rent went up, etc.
- 4 04. Need more space
- 2 05. Neighborhood will deteriorate
- 06. Neighborhood won't be safe
- 1 07. Busing of children

Make
Card

- 17 97. Other
- 1 98. DK
- 1 99. NA
- 627 00. INAP, will not move; want to move; coded 4, 5, 8, 9 in col. 49; coded 1, 8, 9 in col. 50

53

E1. Now I have a few questions about you. Are you currently married, divorced, widowed, separated, or have you never been married?

427
MARITAL

Code 96000
in cols. 59-63

- 396 1. MARRIED
- 76 2. WIDOWED
- 66 3. DIVORCED
- 21 4. SEPARATED
- 105 5. NEVER MARRIED

Make
Card

- 7. OTHER
- 8. DK
- 9. NA

Column

Var. #
Name

54-55

E2. What is the highest grade of school you have completed?

428
#YRSCH

	4	00.	None
	1	01.	
	2	02.	
	5	03.	
	6	04.	
	10	05.	
Code 0 in	10	06.	
cols. 57-58	8	07.	
	32	08.	
	26	09.	
	44	10.	
	36	11.	
	262	12.	
	38	13.	
Code 0 in	58	14.	
col. 56	26	15.	
	46	16.	
	44	17.	17 years or more
Code 0 in	1	98.	DK
cols 56-58	6	99.	NA

56

E2a. Did you get a high school graduation diploma or pass a high school equivalency test?

429
HSCHGRAD

255	1.	YES
186	5.	NO
-	8.	DK
7	9.	NA
216	0.	INAP; 13 to 17 or more years; coded 13-17, 98, 99 in cols. 54-55

57

E2b. Do you have a college degree?

430
COLGRAD

Code 0 in	102	1.	YES
col. 58	166	5.	NO
		8.	DK
		9.	NA
	456	0.	INAP; high school or less; coded 00-12, 98, 99 in cols. 54-55

Column

Var. #
Name

58

E2c. What is the highest degree you have received?

431
HIGHDEGR

- 12 1. Associate degree
- 56 2. Bachelor's degree (BA, BS, AB, BSE, BFA, BSF, etc.)
- 18 3. Master's degree
- 6 4. Law degree (JD, LLB)
- 4 5. M.D.; D.D.S.
- 3 6. Other doctoral degree
- 3 7. Other
- 2 9. NA
- 563 0. INAP; no college degree; coded 5, 8, 9 in col. 57

Make Card

59-60

E3. What is the highest grade of school your (husband/wife) has completed?

432
SP#YRSCH

- 37 00. None
- 01.
- 2 02.
- 1 03.
- 5 04.
- 8 05.
- 8 06.
- 16 07.
- 11 08.
- 26 09.
- 168 10. $\frac{11}{20}$
- 12. 11

Code 0 in cols. 62-63

- 22 13.
- 42 14.
- 7 15.
- 34 16.
- 27 17. 17 years or more

Code 0 in col. 61

- 218 96. INAP, not married
- 3 98. DK
- 9 99. NA

Code 0 in cols. 61-63

61

E3a. Did (he/she) get a high school graduation diploma or pass a high school equivalency test?

433
SPHSGRAD

- 164 1. YES
- 99 5. NO
- 1 8. DK
- 1 9. NA
- 399 0. INAP; 13 to 17 or more years; coded 13-17, 96, 98, 99 in cols. 59-60

Column

Var. #
Name

62

E3b. Does (he/she) have a college degree?

434
SPCOLGRD

Code 0 in
col. 63

- 65 1. YES
- 67 5. NO
- 8. DK
- 9. NA
- 531 0. INAP; high school or less; coded 00-12, 96, 98, 99 in cols. 59-60

63

E3c. What is the highest degree (he/she) has received?

435
SPHIDEGR

Make
Card

- 6 1. Associate degree
- 34 2. Bachelor's degree
- 14 3. Master's degree
- 4 4. Law degree
- 2 5. M.D.; D.D.S.
- 1 6. Other doctoral degree
- 2 7. Other
- 1 8. DK
- 1 9. NA
- 549 0. INAP; no college degree; coded 5, 8, 9 in col. 62

COMMUNITY LIFE AND POLITICS

Card 12

<u>Column</u>		<u>Var. #</u>
		<u>Name</u>

1-4 Project Number (8583)

5-6 Card Number (12)

7-10 Interview Number (DAS interview number from left side of face sheet of questionnaire)

11 E4. Now I'm going to ask a few questions about your employment. Have you ever been employed?

436
EVEREMPL

Code 0 in
 cols. 12-42

- 627 1. YES
- ~~36~~ 5. NO
- 1 9. NA

12 E4a. At the present time, are you employed, not working, retired, (a housewife), (a student), or what?

437
NOWEMPL

Code 0 in
 cols. 14,
 & 26-46

362 1. EMPLOYED

Code 0 in
 col. 13

64 2. NOT WORKING

Code 0 in
 cols. 13-46

72 3. RETIRED OR PERMANENTLY DISABLED

Code 0 in
 cols. 13-42

129 4. HOUSEWIFE OR STUDENT

Code 0 in
 cols. 13-46

- 9. NA
- 37 0. INAP; never employed; coded 5 or 9 in col. 11

Column

Var. #
Name

13

E4b. Are you employed full-time or part-time?

438
EMPLF P

- 306 1. FULL-TIME
- 55 2. PART-TIME
- 9. NA
- 303 0. INAP; never employed; not working; coded 5 or 9 in col. 11; coded 1, 3, 4, 9 in col. 12

14

E4c. Are you temporarily laid-off from work?

439
TEMPL-O

Code 0 in
cols. 26-42

16 1. YES

Code 0 in
cols. 15-25

45 5. NO

Code 0 in
cols. 15-42

— 8. DK
2 9. NA

60 0. INAP; never employed; employed, retired, disabled, housewife, student; coded 5 or 9 in col. 11; coded 1, 3, 4, 9 in col. 12

15-16

E5. About how many miles or blocks away from your home is your usual place of work?

440
FARWORK

see marginals.

Change blocks to miles using 10 blocks equal to one mile.

Code number of miles (01-90)

- 91. Ninety-one miles or more
- 98. DK
- 99. NA
- 00. INAP; never employed; retired, disabled, housewife or student; not laid-off; coded 5 or 9 in col. 11; coded 3, 4, 9 in col. 12; coded 5, 8, 9 in col. 14; has office in home; salesman

Code less than one mile and one mile as 01. Code other miles rounded to nearest mile. Code half miles to nearest odd mile.
--

Column

Var. #
Name

17

E6. How do you usually get to work? Do you drive yourself, are you a member of a car pool, do you take a bus or do you walk to work?

441
GETTOWORK

- 291 1. DRIVE
- 20 2. CAR POOL
- 30 3. BUS
- 14 4. WALK
- 7 5. Someone else drives me
- 6 6. Combination of 1-5
- 3 7. OTHER
- 8. DK
- 1 9. NA
- 292 0. INAP; never employed; retired, disabled, housewife, or student; not laid-off; coded 5 or 9 in col. 11; coded 3, 4, 9 in col. 12; coded 5, 8, 9 in col. 14; has office in home; salesman

Make Card

18

E7. Are you currently employed by a private individual or company, by some level of government, or are you self-employed?

442
TYPEEMP

- 291 1. PRIVATE
- 51 2. GOVERNMENT
- 34 3. SELF-EMPLOYED
- 8. DK
- 1 9. NA
- 287 0. INAP; never employed; retired, disabled, housewife, or student; not laid-off; coded 5 or 9 in col. 11; coded 3, 4, 9 in col. 12; coded 5, 8, 9 in col. 14

Code 0 in col. 19

19

E7a. Is that a city, county, state or federal government?

443
TYPEGOVT

- 26 1. CITY
- 3 2. COUNTY
- 9 3. STATE
- 8 4. FEDERAL
- 7. Other
- 1 8. DK
- 3 9. NA
- 614 0. INAP; never employed; retired, disabled, housewife, or student; not laid-off; not employed by government; coded 5 or 9 in col. 11; coded 3, 4, 9 in col. 12; coded 5, 8, 9 in col. 14; coded 1, 3, 8, 9 in col. 18

Make Card

Column

Var. #
Name

20-22

E8. What is your main occupation?

444

OCC

See marginals

Code number pre-coded in margin.

Use Appendix D - Occupation Reference File

EXCEPT:

000. INAP; never employed; retired, disabled,
housewife or student; not laid-off;
coded 5 or 9 in col. 11; coded 3, 4,
9 in col. 12; coded 5, 8, 9 in col. 14

23

E9. Do you belong to a labor union?

445

UNION?

158 1. YES

218 5. NO

- 8. DK

1 9. NA

287 0. INAP; never employed, retired, disabled,
housewife or student; not laid-off;
coded 5 or 9 in col 11; coded 3, 4,
9 in col. 12; coded 5, 8, 9 in col. 14

24-25

E10. In what month and year did you start your job?

446

STARTJOB

See marginals

Code year only, the last two digits. (01-75)

98. DK

99. NA

00. INAP; never employed; retired, disabled,
housewife or student; not laid-off;
coded 5 or 9 in col. 11; coded 3, 4,
9 in col. 12; coded 5, 8, 9 in col. 14

Column

Var. #
Name

26-27

E11. In what month and year did you start this
period away from work?

447
MONAWAY

MONTH

- 5 01. January
- 3 02. February
- 1 03. March
- 1 04. April
- 7 05. May
- 4 06. June
- 2 07. July
- 2 08. August
- 5 09. September
- 3 10. October
- 6 11. November
- 3 12. December
- 2 98. DK
- 3 99. NA; R gives only a season (i.e., "winter")
- 617 00. INAP; never employed; employed, retired,
disabled, housewife or student;
laid-off; coded 5 or 9 in col. 11;
coded 1, 3, 4, 9 in col. 12; coded
1, 8, 9 in col. 14

28-29

E11. YEAR

448
YRAWAY

see marginals

Code last two digits of year (01-75)

- 1 98. DK
- 99. NA
- 617 00. INAP; never employed; employed, retired,
disabled, housewife or student;
laid-off; coded 5 or 9 in col. 11;
coded 1, 3, 4, 9 in col. 12; coded
1, 8, 9 in col. 14

30

E12. Are you collecting unemployment benefits?

449
UNEMBEN?

Code 0 in
cols. 31-32

- 12 1. YES
- 35 5. NO
- 9. NA
- 617 0. INAP; never employed; employed, retired,
disabled, housewife or student;
laid-off; coded 5 or 9 in col. 11;
coded 1, 3, 4, 9 in col. 12; coded
1, 8, 9 in col. 14

Column

Var. #
Name

31-32

E12a. How long before your benefits run out?

450
BENSTOP

see marginals

Code precoded number in margin.

- 01. One week or less
- 02. Two weeks
- .
- .
- .
- 90. 90 weeks

Make Card

- 97. Other
- 98. DK
- 99. NA
- 00. INAP; never employed; employed; retired, disabled, housewife or student; laid off; not collecting benefits; coded 5 or 9 in col. 11; coded 1, 3, 4, 9 in col. 12; coded 1, 8, 9 in col. 14; coded 5 or 9 in col. 30

33

E13. Was your last employer a private company or individual, was it some level of government, or were you self-employed?

451
LASTEMP

Code 0 in col. 34

- 38 1. PRIVATE
- 7 2. GOVERNMENT
- 13 3. SELF-EMPLOYED
- 1 8. DK
- 9 9. NA
- 67 0. INAP; never employed; employed; retired, disabled, housewife or student; laid off; coded 5 or 9 in col. 11; coded 1, 3, 4, 9 in col. 12; coded 1, 8, 9 in col. 14

34

E13a. Was that a city, county, state or federal government?

452
LASTGOVT

Make Card

- 3 1. CITY
- 2. COUNTY
- 1 3. STATE
- 4 4. FEDERAL
- 7. Other
- 8. DK
- 9. NA
- 656 0. INAP; never employed; employed; retired, disabled, housewife or student; laid-off; not employed by gov't; coded 5 or 9 in col. 11; coded 1, 3, 4, 9 in col. 12; coded 1, 8, 9 in col. 14; coded 1, 3, 8, 9 in col. 33

Column

Var. #
Name

35 - 37

E14. What sort of work did you do on your last job? 453
LASTOCC

Code precoded number in margin.

*See
marginals*

Use Appendix D - Occupation Reference File EXCEPT:

000. INAP; never employed; employed; retired,
disabled, housewife or student;
laid-off; coded 5 or 9 in col. 11;
coded 1, 3, 4, 9 in col. 12; coded
1, 8, 9 in col. 14

38

E15. On your last job, did you belong to a labor
union? 454
LSTUNION

- 16 1. YES
- 30 5. NO
- 1 8. DK
- 9. NA
- 617 0. INAP; never employed; employed; retired,
disabled, housewife or student;
laid-off; coded 5 or 9 in col. 11;
coded 1, 3, 4, 9 in col. 12; coded
1, 8, 9 in col. 14

39-40

E16. In what month and year did you start work on
your last job? 455
LASTMON

MONTH

- 01. January
- 3 02. February
- 2 03. March
- 1 04. April
- 7 05. May
- 6 06. June
- 1 07. July
- 3 08. August
- 7 09. September
- 5 10. October
- 2 11. November
- 2 12. December
- 3 98. DK
- 5 99. NA; R gives only a season (i.e., "winter")
- 617 00. INAP; never employed; employed; retired,
disabled, housewife or student;
laid-off; coded 5 or 9 in col. 11;
coded 1, 3, 4, 9 in col. 12; coded
1, 8, 9 in col. 14

Column

Var. #
Name

41-42

E16. YEAR

456

see marginals

Code last two digits of year (01-75)

LASTYR

- 2 98. DK
- 1 99. NA
- 617 00. INAP; never employed; employed; retired, disabled; housewife or student; laid-off; coded 5 or 9 in col. 11; coded 1, 3, 4, 9 in col. 12; coded 1, 8, 9 in col. 14

43

E17. Are you currently looking for work?

457

LOOKWORK

Code 0 in cols. 44-46

- 50 1. YES
- 161 5. NO
- 13 9. NA
- 440 0. INAP; employed; retired or disabled; coded 1, 3, 9 in col. 12

44 (1st)

E17a. How are you trying to find out about jobs?

458

45 (2nd)

HOWFIND1

46 (3rd)

Code three mentions

- | | | | |
|-----|-----|-----|---|
| 458 | 459 | 460 | |
| 50 | 8 | 2 | 1. Newspaper ads |
| - | 6 | 2 | 2. Friends or relatives |
| - | - | 1 | 3. Employment agency, private |
| - | - | - | 4. Employment agency, state or city |
| 161 | 4 | - | 5. Employment agency, undetermined |
| - | 6 | 2 | 6. Direct application by visit to employers |

459

HOWFIND2

460

HOWFIND3

Make Card

- 2 7. Other
- 13 8. DK
- 440 9. NA
- 687 0. INAP; no further mentions; employed; retired or disabled; not looking for work; coded 1, 3, 9 in col. 12; coded 5 or 9 in col. 43

47

E18. Interviewer Checkpoint F

461

MARITCHK

Code 0 in cols. 48-59

- 396 1. R IS CURRENTLY MARRIED
- 268 2. R IS WIDOWED, DIVORCED, SEPARATED, OR NEVER MARRIED
- 9. NA

Column

Var. #
Name

48-49

E19. In what month and year was your (husband/
wife) born?

462
SPBORNMN

MONTH

- 37 01. January
- 29 02. February
- 29 03. March
- 26 04. April
- 24 05. May
- 30 06. June
- 34 07. July
- 39 08. August
- 45 09. September
- 34 10. October
- 32 11. November
- 27 12. December

- 2 98. DK
- 8 99. NA
- 268 00. INAP; not married; coded 2 or 9 in col. 47

50-53

E19. YEAR

463
SPBORNYR

Use four-digit code. (1800-1975)

*See
marginals*

- 9998. DK
- 9999. NA
- 0000. INAP; not married; coded 2 or 9 in col. 47

54

E20. Is your (husband/wife) currently employed,
not working, retired, (a housewife), (a
student), or what?

464
SPEMP

Code 0 in
col. 56

232

1. EMPLOYED

Code 0 in
col. 55

27

2. NOT WORKING

Code 0 in
cols. 55-59

136

3. RETIRED, PERMANENTLY DISABLED, A HOUSE-
WIFE, OR A STUDENT

Code 0 in
cols. 55-59

1

9. NA

268 0. INAP; not married; coded 2 or 9 in col. 47

Column

Var. #
Name

55

E20a. Is (he/she) employed full-time or part-time?

465
SPFT/PT

- 213 1. FULL-TIME
- 19 2. PART-TIME
- 8. DK
- 9. NA
- 432 0. INAP; not married; not employed; coded 2 or 9 in col. 47; coded 2, 3, 9 in col. 54

56

E20b. Is your (husband/wife) temporarily laid off from work?

466
SPTemplo

Code 0 in
cols. 57-59

- 11 1. YES
- 16 5. NO
- 8. DK
- 9. NA
- 637 0. INAP; not married; employed; retired, disabled, housewife or student; coded 2 or 9 in col. 47; coded 1, 3, 9 in col. 54

57-59

E21. What is (his/her) main occupation?

467
SPOCC

Code number pre-coded in margin.

*See
marginals*

Use Appendix D - Occupation Reference File (Old ISR ID-V001)
EXCEPT:

- 000. INAP; not married; retired, disabled, housewife or student; coded 2 or 9 in col. 47; coded 3, 9 in col. 54

Column

Var. #
Name

60-61

E22. Now we'd like to know about your personal income before taxes last year. Please look at this card and tell me the total income you earned in wages, salaries, commissions, tips or bonuses in 1974?

468
EARNINC

Code 09 does not exist.

- 216 00. None
- 15 01. \$1-499
- 12 02. \$500-999
- 18 03. \$1,000-1,999
- 22 04. \$2,000-2,999
- 20 05. \$3,000-3,999
- 22 06. \$4,000-4,999
- 31 07. \$5,000-5,999
- 14 08. \$6,000-6,999
- 22 10. \$7,000-7,999
- 2111. \$8,000-8,999
- 2212. \$9,000-9,999
- 50 13. \$10,000-11,999
- 52 14. \$12,000-14,999
- 76 15. \$15,000-24,999
- 24 16. \$25,000-49,999
- 2 17. \$50,000 or more
- 6 98. DK
- 19 99. NA

Use same code
for cols. 62-63

62-63

*See
marginals.*

E23. Please tell me how much additional income before taxes you received in 1974 from things such as interest on savings, stock dividends, pensions, social security, child support, alimony, public assistance, unemployment benefits, or any other source.

469
ADDINC

64

E24. Did anyone else contribute money to the household income in 1974?

470
OTHER\$?

Code 0 in
cols. 65-66

- 369 1. YES
- 282 5. NO
- 1 8. DK
- 12 9. NA

Column

Var. #
Name

65-66

E24a. Please look at this card and tell me the total additional income before taxes that others contributed to the household income in 1974 from all sources.

471
OTHERINC

Code 09 does not exist.

- 00. None
- 9 01. \$1-499
- 9 02. \$500-999
- 13 03. \$1,000-1,999
- 11 04. \$2,000-2,999
- 14 05. \$3,000-3,999
- 9 06. \$4,000-4,999
- 11 07. \$5,000-5,999
- 17 08. \$6,000-6,999
- 9 10. \$7,000-7,999
- 5 11. \$8,000-8,999
- 17 12. \$9,000-9,999
- 40 13. \$10,000-11,999
- 59 14. \$12,000-14,999
- 77 15. \$15,000-24,999
- 31 16. \$25,000-49,999
- 6 17. \$50,000 or more
- 23 98. DK
- 13 99. NA
- 291 00. INAP, no one else contributed to household income; coded 5, 8, 9 in col. 64

COMMUNITY LIFE AND POLITICS

Card 13

Column

Var. #
Name

1-4 Project Number (8583)

5-6 Card Number (13)

7-10 Interview Number (DAS interview number from left
side of face sheet of questionnaire)

11-12 E25. Now some questions about when you were
growing up. In what month and year
were you born?

472
BORNMN

MONTH

55 01. January
61 02. February
49 03. March
54 04. April
57 05. May
52 06. June
59 07. July
61 08. August
58 09. September
46 10. October
47 11. November
57 12. December

-98. DK
8 99. NA

13-16 E25. YEAR

473
BORNYR

see marginals Code four-digit number (1800-1975).

9998. DK
9999. NA

Column

Var. #
Name

17-19

E26. In what state or country were you born?

474

STATEBRN

see marginal

Use Appendix C - State and Country Code

20-21

E27. When you were 16, who did you consider to be the head of your household?

475

HEAD@16

- 476 01. Natural father
- 111 02. Natural mother
- 12 03. Stepfather or adoptive father
- 1 04. Stepmother or adoptive mother
- 5 05. Natural brother or sister
- 4 06. Uncle or aunt
- 9 07. Grandparents or great grandparents
- 5 08. Other relative
- 2 09. Unrelated adult

Make
Card

- 21 95. Self
- 7 96. Spouse
- 97. Other
- 7 98. DK
- 10 99. NA

22-24

E28. What was (HEAD's) main occupation?

476

HEADOCC

see marginals

Code number pre-coded in margin.

Use Appendix D - Occupation Reference File. (OLD ISR ID-V001)

000. Inap; not in labor force

25-26

E29. What was the highest grade of school or year of college that (HEAD) had completed by the time you were around 16?

477

HEADED

see marginals

Code actual grade level (00-16)

- 00. None
- 17. 17 years or more
- 98. DK
- 99. NA

Column

Var. #
Name

27 E30. Was your father born in the United States? 478
FATHUS

Code 0 in cols. 31-33	466	1. YES
Code 0 in cols. 28-30	192	5. NO
Code 0 in cols. 28-33	3	8. DK
Code 0 in cols. 28-33	3	9. NA

28-30 E30a. Where did your father's family come from originally? 479
FATHFAM

see marginals.

Use Appendix C - State and Country Code EXCEPT:

000. INAP; not born in U.S.; coded 5, 8, 9 in col. 27

31-33 E30b. Which country was he born in? 480
FATHBORN

see marginals.

Use Appendix C - State and Country Code EXCEPT:

000. INAP; born in US; coded 1, 8, 9 in col. 27

34 E31. Was your mother born in the United States? 481
MOTHUS

Code 0 in cols. 38-40	482	1. YES
Code 0 in cols. 35-37	178	5. NO
Code 0 in cols. 35-40	-	8. DK
Code 0 in cols. 35-40	4	9. NA

35-37 E31a. Where did your mother's family come from originally? 482
MOTHFAM

see marginals.

Use Appendix C - State and Country Code EXCEPT:

000. INAP; not born in US; coded 5, 8, 9 in col. 34

Column

Var. #
Name

38-40 E31b. Which country was she born in? 483
See marginals. Use Appendix C-State and Country Code EXCEPT:
 000. INAP; born in US; coded 1, 8, 9 in col. 34
MOTHBORN

41-43 E32. What do you consider to be your main ethnic
See marginals. or nationality group? 484
 Use Appendix C-State and Country Code EXCEPT:
 000. NONE
 001. AMERICAN
ETHNICID

All codes 002-900, code 0 in cols. 44-47

Code 0 in cols. 44-48

44 E32a. Do you consider yourself to be a member of
any other ethnic or nationality group? 485
OTHETHNC

Code 0 in cols. 45-48

45 1. YES
 130 5. NO
 8. DK
 9. NA
 489 0. INAP; coded 000, 002-900 in cols. 41-43.

45-47 E32b. What ethnic or nationality group is that? 486
see marginals. Use Appendix C-State and Country Code EXCEPT:
 000. INAP; not member of ethnic group; coded 000,
 002-900 in cols. 41-43; coded 5, 8, 9 in col. 44
WHATETHC

48 E32c. How many of your friends would you say are of
the same ethnic group or nationality? Would
you say all of them, most of them, some of
them, or none of them? 487
ETHCFRND

32 1. ALL OF THEM
 129 2. MOST OF THEM
 216 4. SOME OF THEM
 84 5. NONE OF THEM

22 8. DK
 28 9. NA
 153 0. INAP; not member of ethnic group; coded 000
 in cols. 41-43; coded 5, 8, 9 in col. 44

Column

Var. #
Name

49-51

E33, (E33a) Do you have a religious preference?
That is, are you either Protestant,
Catholic, Jewish, or something else?

488

RELGPREF

PROTESTANT, GENERAL

- 13 100. Protestant, No Denomination given
- 1 101. Non-Denominational Protestant Church
- 102. Community Church (No Denominational Basis)
- 4 109. Other Protestant (Not Listed Below)

PROTESTANT, REFORMATION ERA

- 29 110. Presbyterian
- 57 111. Lutheran
- 3 112. Congregational
- 113. Evangelical and Reformed
- 3 114. Reformed, Dutch Reformed, or Christian Reformed
- 2 115. United Church of Christ
- 19 116. Episcopalian, Anglican, Church of England

PROTESTANT, PIETISTIC

- 48 120. Methodist
- 2 121. African Methodist Episcopal
- 122. United Brethren or Evangelical Brethren
- 94 123. Baptist
- 1 124. Disciples of Christ
- 1 125. "Christian"
- 126. Mennonite "Amish"
- 1 127. Church of the Brethren

PROTESTANT, NEO-FUNDAMENTALIST

- 130. United Missionary or Protestant Missionary
- 3 131. Church of God, Holiness
- 1 132. Nazarene or Free Methodist
- 133. Church of God in Christ
- 134. Plymouth Brethren
- 3 135. Pentecostal or Assembly of God
- 5 136. Church of Christ
- 137. Salvation Army
- 138. Primitive Baptist or Free Will Baptist, Missionary Baptist, Sanctified
- 2 139. Seventh Day Adventist
- 2 140. Southern Baptist
- 141. Missouri Synod Lutheran
- 2 149. Other Fundamentalist

Column

Var. #
Name

488
RELGPREF

(RELIGIOUS CODE CONTINUED)

NON-TRADITIONAL CHRISTIANS

- 3 150. Christian Scientist
- 1 151. Spiritualists
- 2 152. Latter Day Saints, Mormons
- 4 153. Unitarian or Universalist
- 3 154. Jehovah's Witnesses
- 1 155. Quakers
- 1 156. Unity

CATHOLIC

- 232 200. Roman Catholic

JEWISH

- 17 300. JEWISH

GREEK RITE CATHOLIC

- 700. Greek Rite Catholic

EASTERN ORTHODOX

- 1 710. Greek Orthodox
- 2 711. Russian Orthodox
- 712. Roumanian Orthodox
- 1 713. Serbian Orthodox
- 719. Other Orthodox

NON-CHRISTIAN, OTHER THAN JEWISH

- 2 720. Mohammedans
- 721. Buddhists
- 722. Hindu
- 723. Bahai
- 4 728. Agnostics, Atheists
- 4 790. Other Religions
- 05 998. DK Preference, No Preference
- 6 999. NA

Column

Var. #
Name

52

E34. People often talk about different social classes. For example, the upper class, the working class, the lower class, the middle class, and the upper middle class. Please tell me which social class you feel that you belong to.

489
SOCCLASS

Make
Card

- 5 1. UPPER CLASS
- 58 2. UPPER MIDDLE CLASS
- 369 3. MIDDLE CLASS
- 154 4. WORKING CLASS
- 26 5. LOWER CLASS
- 0 6. Lower Middle Class
- 7 7. OTHER
- 9 8. DK
- 11 9. NA
- 17 0. NONE

53

E35. How much has the present economic situation affected you (and your family)? Would you say a great deal, somewhat, or not much at all?

490
ECONSIT

- 203 1. A GREAT DEAL
- 274 3. SOMEWHAT
- 174 5. NOT MUCH AT ALL
- 5 8. DK
- 8 9. NA

Column

Var. #
Name

54

E36. How about the economic policy of the government in Washington--I mean steps taken to fight inflation or unemployment--would you say the government is doing a good job, only fair, or a poor job?

491
ECONPOL

- 34 1. GOOD JOB
- 271 3. ONLY FAIR
- 326 5. POOR JOB
- 25 8. DK
- 8 9. NA

55

E37. Have you (or anyone in your family) every been interviewed before?

492
INT'WED?

- 172 1. YES
- 485 5. NO
- 3 8. DK
- 4 9. NA

56

F1. Record R's sex.

493
SEXR

- 264 1. MALE
- 399 2. FEMALE
- 1 9. NA

57

F2. Record R's race.

494
RACER

- 524 1. WHITE
- 140 2. BLACK
- 3 3. Asian or Oriental
- 6 4. Arab or Middle Eastern
- 1 5. Latin American, Mexican, Puerto Rican
- 1 7. OTHER
- 8. DK
- 1 9. NA

Make Card

Column

Var. #
Name

58-60 F3. How many minutes were consumed by inter-
ruptions?

495
INTERRUP

Check marginals.

Code number of minutes (001-900).

- 901. More than 900 minutes.
- 998. DK
- 999. NA
- 000. None

61-62 F4. Who besides you and the respondent was present
for any substantial part of the interview?

SUMMARY-number of persons present

496
#OTHERS

Code number of additional persons (01-90)

Code 0 in
cols. 63-68

- 91. Ninety-one persons or more
 - 90. None
 - 99. NA
- | | | | | | | |
|----------|----------|----------|----------|----------|----------|-----------|
| <u>1</u> | <u>2</u> | <u>3</u> | <u>4</u> | <u>5</u> | <u>6</u> | <u>12</u> |
| 213 | 42 | 10 | 3 | 3 | 2 | 1 |

63 (1st) F4. Person present (by relationship to R)

497
OTHER1

64 (2nd)

65 (3rd)

Code three mentions.

497	498	499
145	7	1
68	36	10
40	12	6
3	1	-
15	5	4
7	3	-
1	1	-
-	-	-
385	599	643

- 1. Spouse
- 2. Child
- 3. Other relative
- 4. Other person in household
- 5. Neighbor or friend
- 7. Other

498
OTHER2
499
OTHER3

Make
Card

- 8. DK
- 9. NA

0. INAP, no additional persons; coded 00 or 99 in
cols. 61-62

66 (1st) F4a. Did this person affect the interview?

500
AFFECT1

67 (2nd)

68 (3rd)

Code three mentions.

500	501	502
18	13	4
213	51	15

- 1. YES
- 5. NO

501
AFFECT2

- 8. DK
- 9. NA

0. INAP, no additional persons; coded 00 or 99 in
cols. 61-62

502
AFFECT3

Column

Var. #
Name

69-71 F5, F7. Which questions caused trouble?
(Which questions were those?)

Check marginals.

SUMMARY - number of questions 503
#QUES

Code number of questions (001-900)

Code 0 in
cols. 72-76

Code 1 in
col 72-76

Make
Card

Code 0 in
cols. 72-76

- 000. None
- 994. All; large sections (NA which ones)
- 995. Vague, e.g., "a few"
- 996. Vague, e.g., "a lot"
- 997. Other
- 998. DK
- 999. NA

72

F5, F7. Trouble with questions in "A" Section 504
AQUES?

- 98 1. Yes
- 132 5. No
- 6 9. NA
- 428 0. INAP; no questions caused trouble;
coded 000, 998, 999 in cols.
69-71

Use same code
for cols. 73-76

$\frac{1}{138}$ $\frac{5}{91}$ $\frac{9}{6}$ $\frac{0}{429}$

73

F5, F7. Trouble with questions in "B" Section 505
BQUES?

85 142 7 430

74

F5, F7. Trouble with questions in "C" Section 506
CQUES?

43 185 6 430

75

F5, F7. Trouble with questions in "D" Section 507
DQUES?

80 148 7 429

76

F5, F7. Trouble with questions in "E" Section 508
EQUES?

77

F6. Did R have trouble understanding any sub-
stantial number of questions? 509
UNDRSTND

- 76 1. YES
- 576 5. NO
- 12 9. NA

Column

Var. #
Name

78

F8. Sex of Interviewer

510
SEXI'ER

- 145 1. MALE
- 519 2. FEMALE
- 9. NA

79

F9. Race of Interviewer

511
RACEI'ER

- 567 1. WHITE
- 54 2. BLACK
- 21 3. Oriental or Asian
- 7 4. Arab or Middle Eastern
- 12 5. Latin American, Mexican, Puerto Rican
- 3 7. OTHER
- 9. NA

Make
Card.

80

Thumbnail Sketch: Was a thumbnail sketch written?

512
TN?

- 660 1. Yes
- 4 5. No

APPENDIX A
IMPORTANT PROBLEM CODE

SOCIAL WELFARE PROBLEMS

Corresponding
1972 Code #

001.	General reference to domestic issues	
005.	<u>POPULATION</u> ; any mention of population increase; reference to over-population/birth control	005
045.	<u>PRO-ABORTION</u>	-
046.	<u>ANTI-ABORTION</u>	-
049.	Other specific references to abortion	-
010.	<u>UNEMPLOYMENT</u> ; general reference to employment/unemployment; compensation; job retraining, etc.	010
011.	<u>For</u> increased unemployment compensation; more or better job retraining; aid to depressed economic areas; government creation of jobs	010
012.	<u>Against</u> (increased) unemployment compensations; less job retraining; no government creation of jobs	010
019.	Other specific references to employment/unemployment (not 200's)	010
020.	<u>EDUCATION</u> ; general reference to financial assistance for schools/colleges; quality of education	020
021.	<u>For</u> (increased) aid to education, financial assistance to schools and/or colleges; need for improved school materials; need for better teachers/education	020
022.	<u>Against</u> aid to education	020
029.	Other specific reference to education	020
030.	<u>AGED/ELDERLY</u> ; general reference to aged; social security; medicare, medical care for the aged	030, 0
031.	<u>For</u> increased assistance to the aged; increased social security; for government supported medical care for the aged, "medicare"	030, 0
032.	<u>Against</u> (increased) assistance to the aged; against additional social security; anti-"medicare"	030, 0
039.	Other specific references to the aged	030
040.	<u>HEALTH PROBLEMS</u> ; general reference to quality of care; COST OF MEDICAL CARE; medical research, training of doctors and other health personnel; hospitals; National Health Insurance	040
041.	<u>For</u> increased (government supported) quality of care; more medical research and training of related personnel; for National Health Insurance	040
042.	<u>Against</u> (government) supported medical care, National Health Insurance, etc.	040
043.	<u>MENTAL HEALTH</u> care/facilities/problems - (all references)	042
048.	Other specific references to health problems	

050.	<u>HOUSING</u> ; general reference (not 054)	050
051.	<u>For</u> (additional) legislation/expenditures on housing (not 055)	050
052.	<u>Against</u> (additional) legislation/expenditures on housing (not 056)	050
054.	<u>URBAN RENEWAL/PLANNING</u> ; general reference to ghettos, slums, urban blight; model cities programs; include general reference to "urban problems"; (mass transit code 480)	050
055.	<u>For</u> urban renewal; model cities program; rent subsidies, etc.	050
056.	<u>Against</u> urban renewal; model cities program, rent subsidies, etc.	050
059.	Other specific reference to housing and urban problems	050
060.	<u>POVERTY</u> ; general reference to poor/underprivileged people; welfare programs (such as ADC), general reference anti-poverty programs	060
061.	<u>For</u> (additional) welfare assistance (for help, education/jobs for the poor) (except 063)	060
062.	<u>Against</u> additional welfare assistance (except 064)	060
063.	<u>For</u> (additional) welfare assistance <u>specifically to blacks and other minority groups</u>	062, 066
064.	<u>Against</u> (additional) welfare assistance <u>specifically to blacks and other minority groups</u> : Indians, Mexican-Americans, Chicanos, Puerto Ricans, etc.	062, 066
069.	Other specific references to poverty	060
090.	<u>OTHER SOCIAL WELFARE PROBLEMS</u> ; vague or general reference to other social welfare problems; (except 091 and 092)	090
091.	<u>For</u> general or other social welfare programs; "we need to help people more"	090
092.	<u>Against</u> general or other social welfare programs; "too many give away programs for the people who don't deserve it"	090

AGRICULTURE

100.	<u>FARM ECONOMICS</u> ; general reference to payment for crops, price of feed, cost of farming, etc.	100
101.	<u>Too much</u> being paid to farmers for crops (not 400)	100
102.	<u>Too little</u> being paid to farmers for crops (not 400)	100
103.	<u>For</u> SUBSIDIES/crop payments/aid to farmers	100
104.	<u>Against</u> subsidies/crop payments/aid to farmers	100
109.	Other <u>specific</u> references to farm economics	100

120.	<u>WORLD FOOD PROBLEMS</u> ; general reference to food shortages/ starvation/famine (not 406 or 407)	120
121.	For <u>(SURPLUS) FOOD DISPOSAL</u> ; providing food to other countries; food programs	120
122.	Against <u>(SURPLUS) FOOD DISPOSAL</u> ; shouldn't provide food to other countries; food programs	120
129.	Other specific references to surplus food distribution	
140.	<u>FARM LABOR SUPPLY</u> ; general reference to supply of migrant labor	130
141.	For increased migrant agricultural labor	130
142.	Against increased migrant agricultural labor	130
145.	Other specific reference to farm labor supply	130
147.	Other (<u>specific</u>) reference to <u>NON-ECONOMIC FARM PROBLEMS/</u> <u>PROGRAMS</u> (not dealing with economics)	110,130,190
148.	Generally <u>for</u> other specific farm/agricultural programs/ legislation/ expenditures	190
149.	Generally <u>against</u> other specific farm/agricultural programs/ legislation/expenditures	190

NATURAL RESOURCES

150.	<u>CONSERVATION OF NATURAL RESOURCES</u> ; general reference to conser- vation, ecology; the environment in general	150, 152
151.	For <u>conservation programs</u> ; additional legislation for controlling pollution, water and air; in favor of legislative solutions for environmental problems	150 152
152.	Against (additional or increased) conservation programs; against legislation for controlling water and air pollution; against legislative or forced solutions for environmental problems	150, 152
159.	Other specific references to conservation/natural resources (not 160-169)	190

160.	<u>DEVELOPMENT OF NATURAL RESOURCES</u> ; general reference to harbors, dams, canals, irrigation, flood control, navigation, reclamation; location, mining, stock-piling of minerals; water power, atomic power	160
161.	For the <u>DEVELOPMENT OF NATURAL RESOURCES</u> ... (not 151)	160
162.	Against (additional or increased) <u>DEVELOPMENT OF NATURAL RESOURCES</u> ; high cost of development of natural resources to the environment (not 152)	160
169.	Other specific reference to the development of natural resources	160,196
190.	Other specific reference to other natural resources problems	190
191.	For other specific (additional) natural resources programs/legislation	190
192.	Against other specific (additional) natural resources legislation/programs	190

LABOR PROBLEMS: UNION-MANAGEMENT RELATIONS
--

200.	<u>LABOR/UNION PROBLEMS</u> ; general reference to union practices	200
201.	<u>Anti-Union</u> ; protection of workers from unions, right to work laws; democracy in unions; elimination of racketeers/communist in unions; financial accountability of union officials; anti-union legislation	200
202.	<u>SUPPORT OF UNIONS</u> ; vis a vis employers; freedom to strike; permission for closed shop; pro-union legislation (except 204)	222
203.	For "United Farm Workers"; "Anti Teamsters"	
204.	For protection of migrant laborers (except 141, 142)	225
205.	Against protection of migrant laborers (except 141, 142)	225
209.	Other specific reference to labor/union problems	
210.	(<u>ARBITRATION OF</u>) <u>LABOR MANAGEMENT DISPUTES</u> ; general reference to strikes/walkouts, binding arbitration	213
211.	For arbitration of labor management disputes; central prevention of strikes/binding arbitration	213
212.	Against arbitration of labor management disputes; in favor of strikes (as tactic)	
219.	Other specific reference to (arbitration of) labor management disputes	213
290.	Other specific references to labor problems	290
291.	For other specific proposals/programs/legislation centrally union management relations	290
292.	Against other specific proposals/programs/legislation centrally union management relations	290

RACIAL PROBLEMS

300.	<u>CIVIL RIGHTS/RACIAL PROBLEMS</u> general or vague reference in which R's personal perspective is unclear; NA R's perspective	340
301.	Protection (<u>EXPANSION</u>) OF <u>CIVIL RIGHTS OF BLACKS</u> ; housing integration; fair employment practices; right to vote; fair treatment by police	300 300
302.	<u>PROTECTION</u> (expansion) OF <u>WHITE MAJORITY</u> ; maintenance of segregation; right to choose own neighborhood; right to discriminate in employment	310
303.	Protection (<u>EXPANSION</u>) OF <u>CIVIL RIGHTS TO OTHER</u> (or all) <u>MINORITY GROUPS</u>	303
304.	Discrimination against whites; preferred treatment given to minorities	320
310.	<u>BUSING</u> ; general reference	300,310
311.	<u>PRO-BUSING</u> ; school integration	300
312.	<u>ANTI-BUSING</u> ; maintenance of segregated schools	310
317.	Other specific reference to civil rights/racial problems	-
318.	For other specific programs/proposals/legislation for (extending) civil rights	-
319.	Against other specific programs/proposals/legislation for (extending) civil rights	-

PUBLIC ORDER PROBLEMS

330.	<u>WOMEN'S RIGHTS/LIBERATION</u> ; general reference	-
331.	<u>Pro-Women's rights/liberation</u> ; for ERA	-
332.	<u>Anti-Women's rights/liberation</u> ; against ERA	-
339.	Other specific references to women's rights/liberation	-
350.	<u>CIVIL LIBERTIES</u> ; general reference to rights of accused, freedom of speech etc.	350
351.	For (expansion of) civil liberties/rights of accused/freedom of speech, etc.	350
352.	Against (expansion of) civil liberties/rights of accused/freedom of speech	350
340.	<u>CRIME/VIOLENCE</u> ; general reference to crime	366
342.	Too much crime; streets aren't safe; mugging, murder, shoplifting	364,366
343.	<u>JUVENILE DELIQUENCY</u> ; any mention (not 320's or 333)	364

360.	<u>LAW AND ORDER</u> ; general reference to law/police enforcement	360
361.	<u>For</u> greater law/police enforcement.	360
362.	<u>Against</u> police brutality, police state, wiretapping, etc.	-
363.	<u>Against</u> <u>PROTEST/DEMONSTRATIONS</u> ; violence in the streets (except 364)	361,362
364.	<u>Against</u> <u>STUDENT DISORDERS</u> , disturbances; riots on campus	359,362
365.	In favor of <u>LEGALIZED GAMBLING</u> ; legal control of gambling	367
366.	<u>Against</u> <u>GAMBLING</u> ; against legal control or legislative of gambling	367
367.	<u>Against</u> unregistered ownership of guns; legislative control of guns; " <u>CONTROL OF GUNS</u> "	365
368.	<u>For</u> gun ownership; right to have guns; against gun control	365
320.	<u>NARCOTICS</u> ; general reference to drugs; drug addiction; pep pills, <u>LSD, MARIJUANA</u>	363
321.	<u>Against</u> use of narcotics, LSD, marijuana, alcohol, etc.	363
322.	<u>For</u> legalizing marijuana; for controlled use of narcotics, LSD, etc.	363
329.	Other specific mention of narcotics/drugs/alcohol etc.	
369	Specific mention of "law and order"	360
370.	General mention of extremist groups; terrorists; terrorists bombings; terrorist hijackings; political subversives; revolu- tionary ideas/approaches, NA direction	370, 364, 384
372.	<u>Against</u> extremist groups; terrorists; subversives (except 373, 375)	379 371,384
373.	<u>Against</u> Arab terrorists; PLO	-
374.	Terrorist hijacking	391
395.	Control of Communist threat; Communist	371
379.	Other specific mention of terrorist groups/subversives	
380.	General mention of <u>MORAL/RELIGIOUS DECAY</u> (of nation)	380
383.	<u>YOUNG PEOPLE</u> (except 361); general reference to drinking (except 321), sexual freedom, discipline, mixed-up thinking, "hippies"; communication with young, etc.	383
390.	Other specific reference to public order problems	390

ECONOMIC AND BUSINESS PROBLEMS

400.	INFLATION; general reference to inflation; high prices; high cost of living	400
401.	<u>For</u> wage and/or price guidelines; wage and/or price controls, freezing prices; control of business profits	405,403,450
402.	<u>Against</u> wage and/or price controls; against control of business profits	405,403
403.	High price of food, all mentions (except 100)	
404.	High price of other specific items and services	
405.	MINIMUM WAGE; any mention	231
406.	SHORTAGES - general reference (except 120); NA what	
407.	Food shortages; <u>economic</u> aspects of food shortages e.g. price of sugar (other references code 120)	
408.	Fuel shortages; 'energy crisis'	
409.	Other specific references to shortages	
410.	RECESSION, DEPRESSION; general reference	420
411.	MONETARY RESTRAINTS/CONTROLS; general reference to interest rates, etc.	420
412.	<u>For</u> loosening of monetary restraints; <u>lower interest rates</u>	420
413.	<u>Against</u> loosening of monetary restraints; high interest rates	435
414.	<u>For</u> (increased) government spending; other (specific) government stimulation of the economy e.g. work programs (not 412)	420
415.	<u>Against</u> (increased) government spending; balancing of the (national) budget, against government stimulation of the economy	432
416.	<u>TAXES</u> ; general reference to tax structure; tax surcharge (NA R's direction); other specific tax references	411
417.	<u>For</u> tax cuts; against tax surcharge	411
418.	<u>Against</u> tax cuts; for tax surcharge	411
419.	Other specific references to recession/depression; other specific references to monetary/fiscal controls	420,490

MAKE CARD

420.	<u>CONSTRUCTION/HOUSING</u> ; all references to housing starts, construction costs, etc.	050
425.	<u>STOCK MARKET/GOLD PRICES</u> ; all references to gold prices, stock brokers, stock fluctuations, etc.	433
426.	Gold outflow; control of foreign investments	433
430.	<u>ANTI TRUST LAWS PROTECTION OF SMALL BUSINESSES</u> ; general reference to anti-trust laws/legislation	441
431.	<u>For</u> (increased) prosecution under anti-trust laws; protector of small businesses from discount houses, chains, large corporations; fair trade laws	441
432.	Against prosecution under <u>anti-trust laws</u> ; (additional) control of business, stiffling of individual initiative/free enterprise	441
439.	Other specific references to Anti-Trust laws/legislation	441
450.	<u>TREND TOWARD SOCIALISM</u> ; general reference - NA R's direction	450
451.	<u>For</u> the regulation of interstate commerce, transportation; air travel, railways, government auto safety regulations; in favor of increased government regulation of business	450, 452
452.	<u>Against</u> (increased) regulation of interstate commerce, transportation; air travel, railways, etc.	452
453.	<u>For</u> the regulation of <u>communication</u> ; government control of content of the media; control of media channels	452
454.	<u>Against</u> the regulation of communication; control of content of the media; control of media channels	452
459.	Other specific references to government control, trends toward socialism	452
460.	<u>IMMIGRATION POLICY</u> ; general reference	462
461.	<u>For</u> immigration policy; against open immigration	462
462.	Immigration policies for open immigration, relaxation of immigration quotas	462
469.	Other specific references to immigration policies	462
490.	Other specific references to economic problems	490
491.	General reference to economics; the economy	490

MAKE
CARD

CONSUMER PROTECTION

470.	<u>CONSUMER PROTECTION</u> ; general reference	470
471.	<u>For</u> (increased) <u>CONSUMER PROTECTION LEGISLATION</u> ; truth in labelling, packaging, lending; control of medicines; poisons, harmful products; no fault insurance	470
472.	Against (increased) <u>CONSUMER PROTECTION LEGISLATION</u> ; etc.	470
474.	<u>SAFETY</u> ; general reference to consumer safety	471
475.	<u>For</u> (increased) <u>AUTO</u> , highway, airplane <u>SAFETY</u>	471
476.	<u>Against</u> (increased) legislative <u>AUTO</u> , highway, airplane safety	471
479.	Other specific references to consumer protection/safety	471

480.	<u>MASS TRANSPORTATION</u> ; general reference	430
481.	<u>For</u> (increased) mass transportation; mass transportation legislation/expenditures	430
482.	<u>Against</u> (increased) legislation/expenditures for mass transportation	430
489.	Other specific references to mass transportation	480
495.	Other specific consumer protection problems	490

MAKE
CARD

FOREIGN AFFAIRS

500.	<u>FOREIGN RELATIONS/FOREIGN AFFAIRS</u> ; general reference to foreign relations/affairs, prestige abroad	630
505.	Relations with <u>WESTERN EUROPE</u> ; Great Britain, France, Germany; our allies - general mention	650,652,653
506.	<u>For</u> better relations with Western Europe	650
507.	<u>Against</u> better relations with Western Europe;	650
509.	Other specific references to Western Europe	650
510.	<u>VIETNAM</u> ; general reference to "the war", Indochina, Cambodia; aid	500
511.	<u>For</u> (increased) aid to Indochina, Vietnam, Cambodia	500
512.	<u>Against</u> (increased) aid to Indochina, Vietnam, Cambodia	500
513.	<u>CUBA</u> ; any references	510
514.	Latin America, South America - any references	641
516.	African countries; developing areas in Africa (not 518) any mention	642,525
517.	Asian countries - any mention (not 510, 520)	642
518.	Turkey/Greece	
519.	Other foreign countries/areas/specific trouble spots (except 520's, 530's)	529
520.	<u>COMMUNIST CHINA</u> ; general references	630
521.	<u>For</u> peaceful relations with Communist China; increased aid/trade with Communist China	630
522.	<u>Against</u> a policy of peaceful relations with Communist China; against increased aid/trade with Communist China	630
529.	Other specific reference to Communist China	630

524. Arab/Israeli conflict (not 518) 524

525. Support of policy favoring the Arab states; increased aid to Israel; against support of Arab states 524

526. Support of policy favoring the Arab states; increased aid to Arab states; against (increased) support of Israel 524

527. Middle East mention of specific country, not 524, 525, 526 or 518 524

530. RUSSIA; general reference to Russia, Eastern Europe, Detente, 620,621

531. For PEACEFUL RELATIONS with Russia/Detente/Eastern Europe; for increased TRADE with Russia 611,

532. Against policy of Detente with Russia; COLD WAR; threat of external Communism 512, 620

533. Prevention of Russian (Communist) Expansion 512

539. Other specific references to Russia/Detente/Eastern Europe; etc.

540. FIRMNESS IN FOREIGN POLICY; any reference to maintenance of position of military/diplomatic strength (except 551; not 710-712) 530

550. U.S. FOREIGN (MILITARY) INVOLVEMENT/COMMITMENT, general reference to extent of U.S. Foreign involvement; military assistance/and (except 510, and 524) 540

551. For increased foreign (military) involvement; for increased (military) commitment (except 511, 525, 526, 540) 540

552. Against increased foreign involvement; against increased (military) commitment (except 512, 525, 526) 540

559. Other specific reference to Foreign Military Involvement/Commitment 540

560. U.S. FOREIGN (ECONOMIC) INVOLVEMENT/COMMITMENTS; general reference to extent of U.S. (foreign) economic aid 570

561. For (increased) U.S. economic involvement; foreign economic aid programs; "foreign aid" (except 520's) 570

562. Against (increased) U.S. economic involvement; foreign economic aid programs; "foreign aid" 570

569. Other specific reference to U.S. (economic) foreign aid 570

570. Prevention of war; ESTABLISHMENT OF PEACE; any reference 580

580. General reference to relation with the UNITED NATIONS 600

581. For the United Nations 600

582. Against (increased) support of United Nations 600

585. Obligation to TAKE CARE OF PROBLEMS AT HOME before helping foreign countries 660

MAKE
CARD

590. Other specific foreign affairs problems/items

NATIONAL DEFENSE

700.	NATIONAL DEFENSE; general reference	780
710.	DISARMAMENT; general reference to ENDING OF THE ARMS RACE; nuclear proliferation; test ban treaty (not 540)	710
711.	For DISARMAMENT; for extension of test ban treaty; support toward ending of arms race; against (additional) expenditures on military/arms development	710, 740
712.	Against (increased) policy of DISARMAMENT; against test ban treaty; for additional WEAPONS DEVELOPMENT; missile program; scientific/ technological development in weapons/strategy; atomic bomb testing; increased DEFENSE BUDGET, increased arms expenditure (not 540)	540, 730
719.	Other specific reference to the Arms race/disarmament	710
730.	General reference to THE DRAFT; selective service system; universal conscription	733
731.	For reinstatement of the draft	733
732.	Against reinstatement of the draft	733
734.	AMNESTY; general reference to amnesty; Ford's plan	771
736.	Against amnesty; against Ford's plan	771
739.	Other specific reference to Amnesty	771
740.	SPACE RACE; any mention	744
750.	MORALE OF NATION; Patriotism; National spirit	770
760.	BENEFITS FOR VETERANS; general reference	760
761.	For (increased) benefits for veterans	760
762.	Against (increased) benefits for veterans	760
769.	Other specific references to benefits for veterans	760
770.	Influence of military; Civilian control of military; defense management - any mention	734
790.	Other specific national defense items	790

MAKE CARD

ISSUES RELATING TO THE FUNCTIONING OF GOVERNMENT

950.	WATERGATE/TAPES; general reference to Watergate except 951-957	-
951.	<u>Against</u> government allocation of time/money for Watergate issues; trial too much time spent on Watergate	-
952.	<u>For</u> the expose on Watergate/trial; 'get to the bottom of Watergate'	-
954.	<u>NIXON PARDON</u> ; general mention of Ford's pardon of Nixon	-
955.	<u>Against</u> Nixon's pardon	-
956.	<u>For</u> Nixon's pardon	-
959.	Other specific Watergate mentions	-
800.	<u>POWER OF THE (FEDERAL) GOVERNMENT</u> ; general reference, NA specifically	885
805.	<u>GOVERNMENT CONTROL OF INFORMATION; SECRECY</u> ; news management; over classification of information - any mention	820
810.	<u>(LACK OF HONESTY IN GOVERNMENT; (LACK OF) ETHICS IN GOVERNMENT</u> - general reference (except 811)	800
811.	<u>LACK OF PERSONAL ETHICS</u> /morality of persons related to/or part of government (i.e. Mills and the Stripper)	800
819.	Other specific reference to honesty/ethics in government	800
820.	<u>CAMPAIGN DONATIONS/PUBLIC FINANCING OF ELECTIONS</u> ; any mentions	842
830.	<u>CONFIDENCE/TRUST</u> in political leaders/system - general reference	830
831.	<u>Increased</u> confidence/trust in political leaders/system; wisdom; ability, general representativeness of political leaders, congressmen, Supreme Court	830
832.	<u>Decreased</u> confidence/trust in political leaders/system; little wisdom, ability, general representativeness of political leaders, congressmen, Supreme Court; need for better politicians/political system	830
833.	<u>QUALITY/EFFICIENCY</u> ; general reference to the quality of public employees, diplomats, civil service, <u>GOVERNMENT BUREAUCRACY: COST OF GOVERNMENT</u>	810
834.	<u>Increased</u> quality/efficiency of public employees, diplomats, civil service; need for large government bureaucracy: <u>increase</u> cost of government	810; 811
835.	<u>Decreased</u> quality/efficiency of public employees, diplomats, civil service; <u>decrease</u> government bureaucracy: <u>decrease</u> cost of government	810 811
836.	<u>COMPENSATION</u> ; all references to the compensation of government employees, officials, congressmen, judges, local politicians/bureaucrats	813

MAKE
CARD

840.	SIZE OF FEDERAL GOVERNMENT; general reference to the (large) size of government/civil service/bureaucracy	811
841.	<u>For</u> a more powerful (federal) government; less state rights; increased centralism	811
842.	<u>Against</u> (increased) power of the (federal) government; more states rights; federal government is too powerful vis a vis states	850
849.	Other specific references to the size of the government vis a vis states	811, 850
850.	<u>POWER OF THE EXECUTIVE OFFICE</u> ; Power of the president - general reference	860
851.	<u>For</u> (greater) presidential power	860
852.	<u>Against</u> (greater) presidential power	860
853.	<u>POWER OF CONGRESS</u> - general reference	870
854.	<u>For</u> (increased) congressional power; congress should do more, take more initiative	870
855.	<u>Against</u> (increased) Congressional power	870
856.	<u>POWER OF THE SUPREME COURT</u> , all other references to the Supreme Court except 857, 858	850
857.	<u>For</u> (increased) role by the Supreme Court	880
858.	<u>Against</u> (increased) role by the Supreme Court	880
859.	Other specific references to the (federal balance of power)	-
860.	<u>APPORTIONMENT</u> ; general reference to problems of representation	840
861.	<u>Need for</u> reapportionment; under representation of cities/suburbs	840
862.	<u>FAIR ELECTION PROCEDURES</u> ; prevention of vote manipulation; curbing of political "bosses", smear campaigns	842
869.	Other specific references to problems of representation	840
870.	<u>CAPABILITY/OTHER QUALITIES (pertaining to the representativeness) OF POLITICAL LEADERS</u> , congressmen, judges (except Watergate)	831
871.	Government/politicians catering to special/pressure groups; lack of devotion to general welfare; <u>LACK OF SERVICE TO ALL THE PEOPLE</u> ; lobbying; lobbyist	831
872.	<u>PRESIDENT FORD</u> ; general reference to Ford's style/quality	860
873.	<u>Pro-Ford</u> comments, complimentary comments regarding quality and style of the president	860
874.	Lack of support for Ford; any anti-Ford comments, negative reference FORD'S quality, style, etc.	860
879.	Other specific references to quality of political leaders	
880.	<u>DEMOCRATIC LANDSLIDE</u> ; all references to unequal representation of parties/constituents in congress	-
885.	<u>PUBLIC APATHY/disinterest</u> - all references	-
890.	Other specific issues relating to the functioning of government	890

Low
Priority

- 901. Monetary problems of city; lack of funds for services
- 902. Recreation facilities and programs
- 903. Streets and sidewalks -- repairing, clearing, cleaning, lighting
- 904. Garbage collection; cleaning up litter (except 903)
- 905. Cutting grass of weeds, trimming or replacing trees
- 906. Lack of (need to attract more) industry; loss of industry;
keeping industry in the city
- 907. Commercial development - construction of shopping centers or
other specific businesses
- 908. Traffic control - changing (putting up) control signs, slowing
down or reducing amount of traffic; "traffic"
- 909. Drainage, sewage problems; flooding

Make
Card

- 997. Other
- 998. DK
- 999. NA

APPENDIX B - 3 COUNTY AREA CITY CODE

WAYNE COUNTY:

101 Allen Park
 102 Belleville
 103 Brownstown Twp.
 104 Canton Twp.
 105 Dearborn
 106 Dearborn Heights
 107 Detroit
 108 Ecorse
 109 Flat Rock
 110 Garden City
 111 Gibraltar
 112 Grosse Ile. Twp.
 113 Grosse Pointe
 114 Grosse Pointe Farms
 115 Grosse Pointe Park
 116 Grosse Pointe Shores
 117 Grosse Pointe Woods
 118 Hamtramck
 119 Harper Woods
 120 Highland Park
 121 Huron Twp.
 122 Inkster
 123 Lincoln Park
 124 Livonia
 125 Melvindale
 126 Northville
 127 Northville Twp.
 128 Plymouth
 129 Plymouth Twp.
 130 Redford Twp.
 131 River Rouge
 132 Riverview
 133 Rockwood
 134 Romulus Twp.
 135 Southgate
 136 Sumpter Twp.
 137 Taylor
 138 Trenton
 139 Van Buren Twp.
 140 Wayne
 141 Westland
 142 Woodhaven
 143 Wyandotte

 199 Wayne County, NA where

OAKLAND COUNTY

201 Addison Twp.
 202 Avon Twp.
 203 Berkley
 204 Beverly Hills
 205 Bingham Farms
 206 Birmingham
 207 Bloomfield Hills
 208 Bloomfield Twp.
 209 Brandon Twp.
 210 Clarkston
 211 Clawson
 212 Commerce Twp.
 213 Farmington
 214 Farmington Hills
 215 Farmington Twp.
 216 Ferndale
 217 Franklin
 218 Groveland Twp.
 219 Hazel Park
 220 Highland Twp.
 221 Holly
 222 Holly Twp.
 223 Huntington Woods
 224 Independence Twp.
 225 Keego Harbor
 226 Lake Angelus
 227 Lake Orion
 228 Lathrup Village
 229 Leonard
 230 Lyon Twp.
 231 Madison Heights
 232 Milford
 233 Milford Twp.
 234 Northville
 235 Novi
 236 Oakland Twp.
 237 Oak Park
 238 Orchard Lake
 239 Orion Twp.
 240 Ortonville
 241 Oxford
 242 Oxford Twp.
 243 Pleasant Ridge
 244 Pontiac
 245 Pontiac Twp.

APPENDIX B - 3 COUNTY AREA CITY CODE

OAKLAND COUNTY (Cont.)

246 Quakertown
 247 Rochester
 248 Rose Twp.
 249 Royal Oak
 250 Royal Oak Twp.
 251 Southfield
 252 South Lyon
 253 Springfield Twp.
 254 Sylvan Lake
 255 Troy
 256 Walled Lake
 257 Waterford Twp.
 258 West Bloomfield Twp.
 259 White Lake Twp.
 260 Wixom
 261 Wolverine Lake
 262 Wood Creek Farms

 299 Oakland County, NA where

MACOMB COUNTY (Cont.)

320 Roseville
 321 Shelby Twp.
 322 Sterling Heights
 323 St. Clair Shores
 324 Utica
 325 Warren
 326 Washington Twp.

 399 Macomb County, NA where
 401 Suburbs; white neighborhoods

 998 DK
 999 NA

MACOMB COUNTY

301 Armada
 302 Armada Twp.
 303 Bruce Twp.
 304 Center Line
 305 Chesterfield Twp.
 306 Clinton Twp.
 307 East Detroit
 308 Fraser
 309 Harrison Twp.
 310 Lenox Twp.
 311 Macomb Twp.
 312 Memphis
 313 Mt. Clemens
 314 New Baltimore
 315 New Haven
 316 Ray Twp.
 317 Richmond
 318 Richmond Twp.
 319 Romeo

THE STATE AND COUNTRY CODE

APPENDIX C

UNITED STATES

New England:

- 101. Connecticut
- 102. Maine
- 103. Massachusetts
- 104. New Hampshire
- 105. Rhode Island
- 106. Vermont
- 109. General mention of area; two or more states in area

Middle Atlantic:

- 111. Delaware
- 112. New Jersey
- 113. New York
- 114. Pennsylvania
- 118. General mention of area; two or more states in area

- 119. East; mention of states in both New England and Middle Atlantic areas

East North Central:

- 121. Illinois
- 122. Indiana
- 123. Michigan
- 124. Ohio
- 125. Wisconsin
- 129. General mention of area; two or more states in area

West North Central:

- 131. Iowa
- 132. Kansas
- 133. Minnesota
- 134. Missouri
- 135. Nebraska
- 136. North Dakota
- 137. South Dakota
- 138. General mention of area; two or more states in area

- 139. Midwest; mention of states in both East North Central and West North Central areas

Solid South:

- 141. Alabama
- 142. Arkansas
- 143. Florida
- 144. Georgia
- 145. Louisiana
- 146. Mississippi
- 147. North Carolina
- 148. South Carolina
- 149. Texas
- 140. Virginia
- 157. General mention of area; the South; two or more states
in area

Border States:

- 151. Kentucky
- 152. Maryland
- 153. Oklahoma
- 154. Tennessee
- 155. Washington, D.C.
- 156. West Virginia
- 158. General mention of area; two or more states in area
- 159. South; mention of states in both Solid South and Border
States areas

Mountain States:

- 161. Arizona
- 162. Colorado
- 163. Idaho
- 164. Montana
- 165. Nevada
- 166. New Mexico
- 167. Utah
- 168. Wyoming
- 169. General mention of area; two or more states in area

Pacific States:

- 171. California
- 172. Oregon
- 173. Washington
- 178. General mention of area; two or more states in area
- 179. West; mention of states in both Mountain States and
Pacific States areas

External States and Territories:

- 180. Alaska
- 181. Hawaii
- 182. Puerto Rico
- 183. American Samoa, Guam
- 184. Panama Canal Zone
- 185. Trust Territory of the Pacific Islands
- 186. Virgin Islands
- 187. Other U.S. Dependencies

Reference to Two or More States from Different Regions of the United States; or NA which State

- 190. Black American (Negro, Black, Afro-American -- except 699)
- 191. Northeast and South (New England or Middle Atlantic and Solid South or Border States)
- 192. Northeast and Midwest (New England or Middle Atlantic and East North Central or West North Central)
- 194. West (Mountain States or Pacific States) or Midwest
- 195. West and South (Solid South or Border States)
- 196. Midwest and South
- 197. AMERICAN INDIAN
- 198. Lived in 3 or more regions (NA whether lived in one more than the rest)
- 199. United States, NA which state

WESTERN HEMISPHERE (Except U.S.)North America:

- 201. North America (except U.S.) comb. Canada, Mexico, and/or Central America)
- 207. Canada - ancestry of Anglo-Saxon origin
- 208. Canada - ancestry of French origin
- 209. Canada - NA origin or other origin
- 219. Mexico
- 229. Central America

West Indies (Except Puerto Rico and Virgin Islands):

- 231. Barbados
- 232. Cuba
- 233. Dominican Republic
- 234. Haiti
- 235. Jamaica
- 236. Netherlands Antilles
- 237. Trinidad and Tobago
- 238. Islands of Lesser Antilles - except Virgin Islands and Netherlands Antilles
- 239. West Indies (Except Puerto Rico and Virgin Islands) or "Caribbean" - Reference to two or more West Indian countries

South America:

- 259. South America. South American country or countries

EuropeBritish Isles:

- 301. England
- 302. Ireland (NA North or South); southern Ireland
- 303. Scotland
- 304. Wales
- 305. North Ireland (Ulster)
- 306. Scot-Irish
- 308. United Kingdom, Great Britain
- 309. "British Isles"; General mention of area. Reference to two or more countries of the British Isles.

Western Europe:

- 310. Austria
- 311. Belgium
- 312. France
- 313. Federal Republic of Germany (W. Germany)
- 314. German Democratic Republic (E. Germany)
- 315. Germany. NA - East or West
- 316. Luxembourg
- 317. Netherlands; Holland
- 318. Switzerland
- 319. "Western Europe"; General mention of area. Reference to two or more countries of Western Europe

Scandinavia:

- 321. Denmark
- 322. Finland
- 323. Norway
- 324. Sweden
- 325. Iceland
- 328. General mention of area of Western Europe and/or Scandinavia and/or British Isles and/or Mediterranean countries and/or Greece; reference to two or more countries in different areas listed above
- 329. "Scandinavia"; General mention of area. Reference to two or more Scandinavian countries

Eastern Europe:

- 331. Czechoslovakia (Slavik)
- 332. Estonia
- 333. Hungary
- 334. Latvia
- 335. Lithuania
- 336. Poland
- 337. Russia (or U.S.S.R.)
- 338. Ukraine
- 339. "Eastern Europe"; General mention of area. Reference to two or more countries of Eastern Europe

Balkan Countries:

- 341. Albania
- 342. Bulgaria
- 343. Greece
- 344. Rumania
- 345. Yugoslavia
- 348. General mention of area. Reference to two or more
Balkan Countries
- 349. "Balkans"; General reference of area. Reference to
countries in Eastern Europe and Balkan Countries

Mediterranean Countries:

- 351. Italy
- 352. Portugal
- 353. Spain
- 354. Malta or Gozo
- 399. "EUROPE"; General mention of area. Reference to two
or more countries of Europe in different areas

ASIA (Except Near East):

- 401. Afghanistan
- 404. India
- 405. Pakistan
- 428. Southeast Asia - Indochina, Thailand, Malaya, Burma,
Philippines, Indonesia
- 431. China (Mainland)
- 432. Taiwan, Formosa
- 451. Japan
- 452. Korea
- 499. "ASIA"; General mention of area. Reference to two or
more countries of Asia

NEAR EAST:

- 501. U.A.R. (Egypt)
- 502. Iran
- 503. Iraq
- 504. Israel (or Palestine), Jewish
- 505. Jordan
- 506. Lebanon
- 507. Saudi Arabia
- 508. Syria
- 509. Turkey
- 599. "Near East," "Middle East"; General mention of area.
Reference to two or more countries of Near East

AFRICA:

- 655. South Africa
- 699.. Africa; any African country or countries, excluding only South Africa and U.A.R. (Egypt)

OCEANIA:

- 704.. Australia, New Zealand, Tasmania

**Make
Card:**

- 997.. Other (combinations) not codeable elsewhere
- 998.. DK
- 999.. NA
- 000.. Inap.

APPENDIX D

Occupation Reference File

A	B	C	D	E	F
CENSUS	NEW	OCCUPATION TITLE & (INDUSTRY LIMITS)		DUNCAN	OLD
BOOK	ISR			SES	ISR
REFERENCE	SEQ. #			INDEX	ID #

V0002	V0021			V0003	V0001
-------	-------	--	--	-------	-------

PROFESSIONAL, TECHNICAL, AND KINDRED WORKERS
--

000	001	Accountants and Auditors		78	001
010	002	Actors and Actresses		60	002
012	003	Airplane Pilots and Navigators		79	003
013	004	Architects		90	004
014	005	Artists and Art Teachers		67	005
015	006	Athletes		52	006
020	007	Authors		76	007
021	008	Chemists		79	008
022	009	Chiropractors		75	009
023	010	Clergymen		52	010
030-060	011	College Presidents, Professors, and Instructors, n.e.c. (ONLY E)		84	012
070	012	Dancers and Dancing Teachers		45	013
071	013	Dentists		96	014
072	014	Designers		73	015
073	015	Dietitians and Nutritionists		39	016
074	016	Draftsmen		67	017
075	017	Editors and Reporters		82	018

A	B	C	D	E	F
PROFESSIONAL, TECHNICAL, AND KINDRED WORKERS, continued					
Engineers, Technical:					
080	018	Aeronautical		87	020
081	019	Chemical		90	021
082	020	Civil		84	022
083	021	Electrical		84	023
084	022	Industrial		86	024
085	023	Mechanical		82	025
090	024	Metallurgical, Metallurgists		82	026
091	025	Mining		85	027
092-093	026	Engineers, sales & Engineers, n.e.c., or NA which above		87	028
101	027	Entertainers, n.e.c.		31	029
102	028	Farm and Home Management Advisers		83	030
103	029	Foresters and Conservationists		48	031
104	030	Funeral Directors and Embalmers		59	032
105	031	Lawyers and Judges		93	033
111	032	Librarians		60	034
120	033	Musicians and Music Teachers		52	035
130-145	034	Natural Scientists, n.e.c. [including agricul- tural and biological scientists, geologists, geophysicists, mathematicians, physicists, and miscellaneous natural scientists]		80	036
150	035	Nurses, Professional		46	037
151	036	Nurses, Student Professional (ONLY H)		51	038
152	037	Optometrists		79	039
153	038	Osteopaths		96	040
154	039	Personnel and Labor Relations Workers		84	041
160	040	Pharmacists		82	042
161	041	Photographers		50	043
162	042	Physicians and Surgeons		92	044
163	043	Public Relations Men and Publicity Writers		82	011

A	B	C	D	E	F
<u>PROFESSIONAL, TECHNICAL, AND KINDRED WORKERS, continued</u>					
164	044	Radio Operators		69	045
165	045	Recreation and Group Workers		67	046
170	046	Religious Workers		56	047
171	047	Social and Welfare Workers, except group		64	048
172-175	048	Social Scientists [including economists, psychologists, statisticians, actuaries and miscellaneous social scientists]		81	049
180	049	Sports Instructors and Officials		64	050
181	050	Surveyors		48	051
182-184	051	Teachers, n.e.c.		72	052
185	052	Technicians, Medical and Dental		48	053
190-191	053	Technicians, Electrical and Electronic, & Other Engineering and Physical Sciences		62	054
192	054	Technicians, n.e.c.		62	055
193	055	Therapists and Healers, n.e.c.		58	056
194	056	Veterinarians		78	057
195	057	Professional, Technical, and Kindred Workers, n.e.c.		65	058

FARMERS AND FARM MANAGERS

N(self-owner)	058	Farm Owners (ONLY A)		14	019
N(ten, share)	059	Tenant Farmers and Sharecroppers (ONLY A)		14	059
N(NA type)	060	Farmers, NA type (ONLY A)		14	191
222	061	Farm Managers (ONLY A)		36	060

A B C D E F

MANAGERS, OFFICIALS, AND PROPRIETORS, EXCEPT FARM

250	062	Buyers and Department Heads, Store (ONLY F, G, 606-609, 617-699)	72	061
251	063	Buyers and Shippers, Farm Products (ONLY 609, 616)	33	062
252	064	Conductors, Railroad	58	063
253	065	Credit Men	74	064
254	066	Floor men and Floor Managers, Store (ONLY D, F, G, 637-696)	50	065
260	067	Inspectors, Public Administration, NA which below (ONLY J, 906-936)	63	066
260(906, J)	068	Federal Public Administration & Postal Service	72	067
260(926)	069	State Public Administration	54	068
260(936)	070	Local Public Administration	56	069
262	071	Managers and Superintendents, Buildings	32	070
265	072	Officers, Pilots, Purser and Engineers, Ship (except armed forces)	54	071
270	073	Officials and Administrators, n.e.c., Public Administration, NA which below (ONLY J, 906-936)	66	072
270(906, J)	074	Federal Public Administration & Postal Service	84	073
270(926)	075	State Public Administration	66	074
270(936)	076	Local Public Administration	54	075
275	077	Officers, Lodge, Society, Union, etc. (ONLY 888)	58	076
280	078	Postmasters (ONLY 906)	60	077
285	079	Purchasing Agents and Buyers, n.e.c.	77	078

A	B	C	D	E	F
<u>MANAGERS, OFFICIALS, AND PROPRIETORS, EXCEPT FARM, continued</u>					
Managers, Officials, and Proprietors, n.e.c., if salaried only					
R(C)	080	Construction	ALL "R" OCCUPATION CODES NOT TO BE USED WITH J,K, 906-936	60	080
R(206-459,B,M)	081	Manufacturing		79	081
R(507-526,L)	082	Transportation		71	082
R(536-579)	083	Communications & Utilities and Sanitary Services		76	083
R(606-629)	084	Wholesale Trade		70	084
Retail Trade:					
R(637,F)	085	Food Stores, except dairy products & Dairy Products Stores and Milk Retailing		50	086
R(639,G)	086	General Merchandise & Limited Price Variety Stores		68	087
R(646,647)	087	Apparel and Accessories Stores except shoe & Shoe Stores		69	088
R(648,649)	088	Furniture and House Furnishings & Household Appliances, TV, and Radio Stores		68	089
R(656)	089	Motor Vehicles and Accessories		65	090
R(657)	090	Gasoline Service Stations		31	091
R(658)	091	Drug Stores		59	079
R(D)	092	Eating and Drinking Places		39	092
R(666,676)	093	Hardware and Farm Equipment Stores & Lumber and Building Material Retailing		64	093
R(678-696)	094	Other Retail Trade, or NA which above		59	094
R(706,716)	095	Banking and Credit Agencies & Security and Commodity Brokerage and Investment		85	095
R(726,736)	096	Insurance & Real Estate		84	096
R(806,807)	097	Advertising & Miscellaneous Business Services		80	097
R(808)	098	Automobile Repair Services and Garages		47	098
R(809)	099	Miscellaneous Repair Services		53	099
R(826-839)	100	Personal Services		50	100
R(999,017-156, 846-898,A,H,E)	101	All Other Industries, or NA which above (For "farm manager" see SEQ. #061)		62	101

A	B	C	D	E	F
MANAGERS, OFFICIALS, AND PROPRIETORS, EXCEPT FARM, continued					
Managers, Officials, and Proprietors, n.e.c., if self-employed					
R(C)	102	Construction	ALL "R" OCCUPATION CODES NOT TO BE USED WITH J,K, 906-936	51	103
R(206-459,B,M)	103	Manufacturing		61	104
R(507-526,L)	104	Transportation		43	105
R(536-579)	105	Communications & Utilities and Sanitary Services		44	106
R(606-629)	106	Wholesale Trade		59	107
Retail Trade:					
R(637,F)	107	Food Stores, except dairy products & Dairy Products Stores and Milk Retailing		33	109
R(639,G)	108	General Merchandise & Limited Price Variety Stores		47	110
R(646,647)	109	Apparel and Accessories Stores except shoe & Shoe Stores		65	111
R(648,649)	110	Furniture and House Furnishings & Household Appliances, TV, and Radio Stores		59	112
R(656)	111	Motor Vehicles and Accessories		70	113
R(657)	112	Gasoline Service Stations		33	114
R(D)	113	Eating and Drinking Places		37	115
R(666,676)	114	Hardware and Farm Equipment Stores & Lumber and Building Material Retailing		61	116
R(678-696,658)	115	Other Retail Trade, or NA which above		49	117
R(706,716)	116	Banking and Credit Agencies & Security and Commodity Brokerage and Investment		85	118
R(726,736)	117	Insurance & Real Estate		76	119
R(806,807)	118	Advertising & Miscellaneous Business Services		67	120
R(808)	119	Automobile Repair Services and Garages		36	121
R(809)	120	Miscellaneous Repair Services		34	122
R(826-839)	121	Personal Services		41	123
R(999,017-156, 846-898,A,H,E)	122	All Other Industries, or NA which above (for "farmer" see SEQ. #058-060)		49	124

A	B	C	D	E	F
CLERICAL AND KINDRED WORKERS					
301	123	Agents, n. e. c.		68	125
302	124	Attendants and Assistants, Library		44	126
303	125	Attendants, Physician's and Dentist's Office		38	127
304	126	Baggagemen, Transportation (ONLY L, 507-526)		25	128
305	127	Bank Tellers (ONLY 706)		52	129
310	128	Bookkeepers		51	130
312	129	Cashiers		44	131
313	130	Collectors, Bill and Account		39	132
314	131	Dispatchers and Starters, Vehicle		40	133
315	132	Express Messengers and Railway Mail Clerks (ONLY L, 906)		67	134
320	133	File Clerks		44	085
321	134	Insurance Adjusters, Examiners and Investigators		62	173
323	135	Mail Carriers (ONLY 906)		53	135
324	136	Messengers and Office Boys		28	136
325	137	Office Machine Operators		45	137
333	138	Payroll and Timekeeping Clerks		44	102
340	139	Postal Clerks (ONLY 906)		44	108
341	140	Receptionists		44	153
Z	141	Secretaries		61	507
343	142	Shipping and Receiving Clerks		22	138
345	143	Stenographers		61	139
350	144	Stock Clerks and Storekeepers		44	501
351	145	Telegraph Messengers (ONLY 539)		22	140
352	146	Telegraph Operators		47	141

A	B	C	D	E	F
<u>CLERICAL AND KINDRED WORKERS, continued</u>					
353	147	Telephone Operators		45	142
354	148	Ticket, Station, and Express Agents (ONLY L, 507-526)		60	143
360	149	Typists		61	506
Y	150	Clerical and Kindred Workers, n.e.c.		44	144

SALES WORKERS

380	151	Advertising Agents and Salesmen		66	145
381	152	Auctioneers		40	146
382	153	Demonstrators		35	147
383	154	Hucksters and Peddlers		08	148
385	155	Insurance Agents, Brokers and Underwriters		66	149
390	156	Newsboys		27	150
393	157	Real Estate Agents and Brokers		62	151
Salesmen and Sales Clerks, n.e.c.:					
S(206-459,B,M)	158	Manufacturing		65	154
S(606-629)	159	Wholesale Trade		61	155
S(637-696,D,F,G)	160	Retail Trade		39	156
S(999&all not above)	161	Other Industries, or NA type		50	157
395	162	Stock and Bond Salesmen		73	152

A	B	C	D	E	F
CRAFTSMEN, FOREMEN, AND KINDRED WORKERS					
401	163	Bakers		22	158
402	164	Blacksmiths		16	159
403	165	Boilermakers		33	160
404	166	Bookbinders		39	161
405	167	Brickmasons, Stonemasons and Tile setters		27	162
410	168	Cabinetmakers		23	163
Q	169	Carpenters		19	164
413	170	Cement and Concrete Finishers		19	165
414	171	Compositors and Typesetters		52	166
415	172	Cranemen, Derrickmen and Hoistmen		21	167
420	173	Decorators and Window Dressers		40	168
421	174	Electricians		44	169
423	175	Electrotypers and Stereotypers		55	170
424	176	Engravers, except Photoengravers		47	171
425	177	Excavating, Grading and Road Machinery Operators		24	172
		Foremen, n.e.c.:			
430(C)	178	Construction		40	174
		Manufacturing:			
430(237-249)	179	Metal Industries		54	176
430(256-259,M)	180	Machinery, including Electrical		60	177
430(267-276)	181	Transportation Equipment		66	178
430(286-296, 206-236)	182	Other Durable Goods		41	179
430(346-367,B)	183	Textiles, Textile Products & Apparel		39	180
430(386-459, 306-329)	184	Other Non-durable Goods, or Manufacturing NA Type		53	181
430(L)	185	Railroads and Railway Express Services		36	182
430(507-526)	186	Transportation, except Railroads		45	183

A	B	C	D	E	F
<u>CRAFTSMEN, FOREMEN AND KINDRED WORKERS, continued</u>					
Foremen, n.e.c., continued					
430(536-579)	187	Telecommunications & Utilities and Sanitary Services		56	184
430(999,017-156,188 606-936,A,D,E,F, G,H,J)		Other Industries, or NA type (NOT K)		44	185
431	189	Forgemen and Hammermen		23	186
432	190	Furriers		39	187
434	191	Glaziers		26	188
435	192	Heat Treaters, Annealers and Temperers		22	189
444	193	Inspectors, Scalers and Graders, Log and Lumber		23	190
Inspectors, n.e.c.:					
450(C)	194	Construction		46	192
450(L)	195	Railroads and Railway Express Service		41	193
450(507-579)	196	Transportation, except Railroads, & Communications, & Utilities and Sanitary Services		45	194
450(999 & all not above, ex- cept J,K,906-936)	197	Other Industries or NA type (NOT J.K.906-936)		38	195
451	198	Jewelers, Watchmakers, Goldsmiths and Silver-smiths		36	196
452	199	Job setters, Metal		28	197
453	200	Linemen and Servicemen, Telephone, Telegraph, and Power		49	198
454	201	Locomotive Engineers		58	199
460	202	Locomotive Firemen		45	200
461	203	Loom Fixers		10	201
465	204	Machinists		33	202

A	B	C	D	E	F
CRAFTSMEN, FOREMEN, AND KINDRED WORKERS, continued					
Mechanics and Repairmen:					
470	205	Air Conditioning, Heating, and Refrigeration		27	203
471	206	Airplane		48	204
472	207	Automobile		19	205
473	208	Office Machine		36	206
474	209	Radio and Television		36	207
475	210	Railroad and Car Shop		23	208
480	211	Mechanics and Repairmen, n.e.c., or NA type		27	209
490	212	Millers, Grain, Flour, Feed, etc.		19	210
491	213	Millwrights		31	211
492	214	Molders, Metal		12	212
493	215	Motion Picture Projectionists		43	213
494	216	Opticians and Lens Grinders and Polishers		39	214
495	217	Painters, Construction and Maintenance		16	215
501	218	Paperhangers		10	216
502	219	Pattern and Model Makers, except Paper		44	217
503	220	Photoengravers and Lithographers		64	218
504	221	Piano and Organ Tuners and Repairmen		38	219
505	222	Plasterers		25	220
510	223	Plumbers and Pipe fitters		34	221
512	224	Pressmen and Plate Printers, Printing		49	222
513	225	Rollers and Roll Hands, Metal		22	223
514	226	Roofers and Slaters		15	224
515	227	Shoemakers and Repairers, except Factory (NOT B, M, 206-459)		12	225
520	228	Stationary Engineers		47	226

A	B	C	D	E	F
<u>CRAFTSMEN, FOREMEN AND KINDRED WORKERS, continued</u>					
521	229	Stonecutters and Stone Carvers		25	227
523	230	Structural Metal Workers		34	228
524	231	Tailors and Tailoresses		23	229
525	232	Tinsmiths, Coppermiths and Sheet Metal Workers		33	230
530	233	Toolmakers and Die Makers and Setters		50	231
535	234	Upholsterers		22	232
545	235	Craftsmen and Kindred Workers, n.e.c.		32	233
Present Members of the Armed Forces:					
555*	236	Enlisted Men (ONLY J)		99	428
555*	237	Officers (ONLY J)		99	429
555*	238	NA which above (ONLY J)		99	244

*Currently unemployed people whose last occupation was as a member of the Armed Forces should be coded SEQ. #508.

A B C D E F

OPERATIVES AND KINDRED WORKERS

Apprentices:

601	239	Auto Mechanics	25	236
602	240	Bricklayers and Masons	32	237
603	241	Carpenters	31	238
604	242	Electricians	37	239
605	243	Machinists and Toolmakers	41	240
610	244	Mechanics, except Auto	34	241
612	245	Plumbers and Pipe Fitters	33	242
613	246	Building Trades, n.e.c.	29	243
614	247	Metalworking Trades, n.e.c.	30	245
615	248	Printing Trades	40	246
620	249	Other specified trades	31	247
621	250	Apprentices, NA type	39	248
630	251	Asbestos and Insulation Workers	32	249
631	252	Assemblers	17	451
632	253	Attendants, Auto Service and Barking	19	250
634	254	Blasters and Powdermen	11	251
635	255	Boatmen, Canalmen, and Lock Keepers	24	252
640	256	Brakemen, Railroad	42	253
641	257	Bus Drivers	24	254
642	258	Chainmen, Rodmen and Axmen Surveying	25	256
643	259	Checkers, Examiners and Inspectors, Manufacturing (ONLY B, M, 206-459)	17	500
645	260	Conductors, Bus and Street Railway (ONLY 507)	30	257
650	261	Deliverymen and Routemen	32	258
651	262	Dressmakers and Seamstresses, except Factory (NOT B, M, 206-459)	23	259
652	263	Dyers	12	260
653	264	Filers, Grinders, and Polishers, Metal	22	261
654	265	Fruit, Nut, and Vegetable Graders and Packers, except Factory (NOT B, M, 206-459)	10	262
670	266	Furnacemen, Smeltermen, and Pourers	18	263

A	B	C	D	E	F
<u>OPERATIVES AND KINDRED WORKERS, continued</u>					
671	267	Graders and Sorters, Manufacturing (ONLY B, M, 2--, 3--, 4--)		17	299
672	268	Heaters, Metal		29	264
673	269	Knitters, Loopers and Toppers, Textile (ONLY 346-356)		21	300
674	270	Laundry and Dry Cleaning Operatives (NOT K)		15	265
675	271	Meat Cutters, except Slaughter and Packing House (NOT 306)		29	266
680	272	Milliners		46	267
685	273	Mine Operators and Laborers, n.e.c. or NA which below (ONLY 126-156)		10	268
685 (136)	274	Coal Mining		02	269
685 (146)	275	Crude Petroleum and Natural Gas		38	270
685 (126,156)	276	Mining and Quarrying, except Fuel		12	271
690	277	Motormen, Mine, Factory, Logging Camp, etc.		03	272
691	278	Motormen, Street, Subway and Elevated Railway (ONLY 507)		34	273
692	279	Oilers and Greasers, except Auto		15	274
693	280	Packers and Wrappers, n.e.c.		18	235
694	281	Painters, except Construction and Maintenance		18	275
695	282	Photographic Process Workers		42	276
701	283	Power Station Operators		50	277
703	284	Sailors and Deck Hands		16	278
704	285	Sawyers		05	255
705	286	Sewers and Stitchers, Manufacturing (ONLY B, M, 206-459)		17	279

A	B	C	D	E	F
<u>OPERATIVES AND KINDRED WORKERS, continued</u>					
710	287	Spinners, Textile		05	280
712	288	Stationary Firemen		17	281
713	289	Switchmen, Railroad		44	282
714	290	Taxicab Drivers and Chauffeurs		10	283
T	291	Truck And Tractor Drivers		15	284
720	292	Weavers, Textile		06	285
721	293	Welders and Flame-cutters		24	286
<u>Operatives and Kindred Workers, n.e.c.*</u>					
W(C)	294	Construction		18	363
Manufacturing, Durable Goods					
Lumber and Wood Products, except Furniture:					
W(207)	295	Sawmills, Planing Mills and Millwork		07	290
W(208)	296	Miscellaneous Wood Products or NA type		09	291
W(209)	297	Furniture and Fixtures		09	292
W(216-236)	298	Stone, Clay and Glass Products, NA which below		17	293
W(216)	299	Glass and Glass Products		23	294
W(217)	300	Cement, and Concrete and Gypsum Products, and Plaster Products		10	295
W(218)	301	Structural Clay Products		10	296
W(219)	302	Pottery and Related Products		21	297
W(236)	303	Miscellaneous Nonmetallic Mineral and Stone Products		15	298

*Do not use "W" occupation code with industry 206--see SEO. #442

A B C D E F

OPERATIVES AND KINDRED WORKERS, continued
 Operatives and Kindred Workers, n.e.c., continued
 Manufacturing, Durable Goods, continued

Metal Industries

W(237)	304	Blast Furnaces, Steel Works, Rolling and Finishing Mills	17	301
W(238)	305	Other Primary Iron and Steel Industries	12	302
W(239)	306	Primary Nonferrous Industries	15	303
W(246)	307	Cutlery, Hand Tools and Other Hardware	16	304
W(247)	308	Fabricated Structural Metal Products	16	305
W(248)	309	Miscellaneous Fabricated Metal Products	15	306
W(249)	310	Not Specified Metal Industries or NA which above	14	307
W(256,257,M)	311	Machinery, except Electrical, NA which above	22	308
W(256)	312	Farm Machinery and Equipment	21	309
W(257)	313	Office, Computing and Accounting Machines	31	310
W(M)	314	Miscellaneous Machinery	22	311
W(259)	315	Electrical Machinery, Equipment and Supplies	26	312
W(267-276)	316	Transportation Equipment, NA which below	23	313
W(267)	317	Motor Vehicles and Motor Vehicle Equipment	21	314
W(268)	318	Aircraft and Parts	34	315
W(269)	319	Ship and Boat Building and Repairing	16	316
W(276)	320	Railroad and Miscellaneous Transportation Equipment	23	317
W(286-289)	321	Professional and Photographic Equipment and Watches, NA which below	29	318
W(286)	322	Professional Equipment and Supplies	23	319
W(287)	323	Photographic Equipment and Supplies	40	320
W(289)	324	Watches, Clocks and Clockwork-Operated Devices	28	321
W(296)	325	Miscellaneous Manufacturing Industries (either Durable or Non-durable)	16	322

A	B	C	D	E	F
OPERATIVES AND KINDRED WORKERS, continued					
Operatives and Kindred Workers, n.e.c., continued					
Manufacturing, Non-durable Goods					
Food and Kindred Products :					
W(306)	326	Meat Products	16	324	
W(307)	327	Dairy Products	22	325	
W(308)	328	Canning and Preserving Fruits, Vegetables and Sea Foods	09	326	
W(309)	329	Grain-mill Products	14	327	
W(316)	330	Bakery Products	15	328	
W(317)	331	Confectionery and Related Products	12	329	
W(318)	332	Beverage Industries	19	330	
W(319)	333	Miscellaneous Food Preparations and Kindred Products	11	331	
W(326)	334	Not Specified Food Industries, NA which above	19	332	
W(329)	335	Tobacco Manufactures	02	333	
W(346-356)	336	Textile Mill Products, NA which below	06	334	
W(346)	337	Knitting Mills	21	335	
W(347)	338	Dyeing and Finishing Textiles, except Wool and Knit Goods	08	336	
W(348)	339	Floor Coverings, except hard surface	14	337	
W(349)	340	Yarn, Thread and Fabric Mills	02	338	
W(356)	341	Miscellaneous Textile Mill Products	10	339	
W(367, B)	342	Apparel and Other Fabricated Textile Products, NA which below	21	340	
W(B)	343	Apparel and Accessories	22	341	
W(367)	344	Miscellaneous Fabricated Textile Products	17	342	
W(386-389)	345	Paper and allied products, NA which below	19	343	
W(386)	346	Pulp, Paper and Paperboard Mills	19	344	
W(387)	347	Paperboard Containers and Boxes	17	345	
W(389)	348	Miscellaneous Paper and Pulp Products	19	346	
W(396-398)	349	Printing, Publishing and allied Industries	31	347	
W(406-409)	350	Chemicals and allied products, NA which below	20	348	
W(406)	351	Synthetic Fibres	09	349	
W(407)	352	Drugs and Medicines	26	350	
W(408)	353	Paints, Varnishes and Related Products	15	351	
W(409)	354	Miscellaneous Chemical and allied products	23	352	

A	B	C	D	E	F
<u>OPERATIVES AND KINDRED WORKERS</u>					
Operatives and Kindred Workers, n.e.c., continued					
Manufacturing, Non-durable Goods, continued					
W(416-419)	355	Petroleum and Coal Products, NA which below		51	353
W(416)	356	Petroleum Refining		56	354
W(419)	357	Miscellaneous Petroleum and Coal Products		14	355
W(426-429)	358	Rubber Products and Miscellaneous Plastic Products		22	356
W(436-438)	359	Leather and Leather Products, NA which below		16	357
W(436)	360	Leather: Tanned, Curried and Finished		10	358
W(437)	361	Footwear, except Rubber		09	359
W(438)	362	Leather Products, except Footwear		14	360
Miscellaneous Non-durable Goods					
W(459)	363	Not Specified Manufacturing Industries [Manufacturing Industries, NA type]		16	361
Construction [see SEQ. #294]					
W(L)	364	Railroads and Railway Express Services		15	364
W(507-526)	365	Transportation, except Railroads		23	365
W(536-579)	366	Communications & Utilities and Sanitary Services		21	366
W(606-696, D, F, G)	367	Wholesale & Retail Trade		17	367
W(806-809)	368	Business & Repair Services		19	368
W(826-839, K)	369	Personal Services		11	369
W(906-936, J)	370	Public Administration		17	370
W(999-non-mfg.)	371	Non-manufacturing Industry, NA type		18	362
W(999, 017-018, 706-736, 846-898, A, E, H)	372	All Other Industries, or NA type [including NA whether manufacturing or nonmanufacturing] (NOT 126-156, See SEQ. #273)		20	371

A	B	C	D	E	F
PRIVATE HOUSEHOLD WORKERS*					
801	373	Baby-sitters, Private Household (K ONLY)		07	175
802	374	Housekeepers, Private Household, NA which below (K ONLY)		19	372
802(Living Out)	375	Living Out(K ONLY)		21	374
802(Living In)	376	Living In (K ONLY)		10	373
803	377	Laundresses, Private Household, NA which below (K ONLY)		12	375
803(Living Out)	378	Living Out (K ONLY)		12	376
803(Living In)	379	Living In (K ONLY)		--	505
P	380	Private Household Workers, n.e.c., NA which below (K ONLY)		07	377
P(Living Out)	381	Living Out (K ONLY)		06	379
P(Living In)	382	Living In (K ONLY)		12	378

A	B	C	D	E	F
SERVICE WORKERS, EXCEPT PRIVATE HOUSEHOLD					
810	383	Attendants, Hospitals and Other Institutions		13	380
812	384	Attendants, Professional and Personal, n.e.c.		26	381
813	385	Attendants, Recreation and Amusement		19	382
814	386	Barbers		17	383
815	387	Bartenders		19	384
820	388	Bootblacks		08	386
821	389	Boarding and Lodging Housekeepers (ONLY 826)		30	385
823	390	Chambermaids and Maids (NOT K)		11	287
824	391	Charwomen and Cleaners		10	387
825	392	Cooks (NOT K)		15	388
830	393	Counter and Fountain Workers		17	389
831	394	Elevator Operators		10	390
832	395	Housekeepers and Stewards (NOT K)		31	393
834	396	Janitors and Sextons		09	394
835	397	Kitchen Workers, n.e.c. (NOT K)		31	393
840	398	Midwives (ONLY 867)		37	396
841	399	Porters		04	400
842	400	Practical Nurses		22	401
843	401	Hairdressers and Cosmetologists		17	288
Protective Service Workers:					
850	402	Firemen, Fire Protection		37	391
851	403	Guards, Watchmen and Doorkeepers		18	392
852	404	Marshalls and Constables (ONLY J, 926, 936)		21	395
853	405	Policemen and Detectives, NA which below		39	397
853	406	Private (NOT J, 906-936)		36	399
853	407	Government (ONLY J, 906-936)		40	398
854	408	Sheriffs and Bailiffs (ONLY J, 926, 936)		34	402
860	409	Watchmen (Crossing) and Bridge Tenders		17	405
874	410	Ushers, Recreation and Amusement		25	403
875	411	Waiters and Waitresses		16	404
890	412	Service Workers, except Private Household, n.e.c. (NOT K)		11	406

A B C D E F

FARM LABORERS AND FOREMEN

901	413	Farm Foremen (ONLY A)	20	407
U	414	Farm Laborers, Wage Workers (ONLY A)	06	408
V	415	Farm Laborers, Unpaid Family Workers (ONLY A)	17	409
905	416	Farm Service Laborers, Self-employed (ONLY A)	22	410

LABORERS, EXCEPT FARM AND MINE

960	417	Carpenters' Helpers, except Logging and Mining (NOT 126-156 OR 206)	07	323
962	418	Fishermen and Oystermen (NOT 126-156 OR 206)	10	411
963	419	Garage Laborers, and Car Washers and Greasers (NOT 126-156 OR 206)	08	412
964	420	Gardeners, except Farm, and Groundskeepers (NOT 126-156 OR 206)	11	413
965	421	Longshoremen and Stevedores (NOT 126-156 OR 206)	11	414
970	422	Lumbermen, Raftsmen and Woodchoppers (NOT 126-156 OR 206)	04	415
971	423	Teamsters (NOT 126-156 OR 206)	08	416
972	424	Truck Drivers' Helpers (NOT 126-156 OR 206)	09	417
973	425	Warehousemen, n.e.c. (NOT 126-156 OR 206)	08	503

A	B	C	D	E	F
<u>LABORERS, EXCEPT FARM AND MINE, continued</u>					
Laborers, n.e.c.:*					
X(C)	426	Construction		07	491
Manufacturing, Durable Goods					
Lumber and Wood Products, except Furniture:					
X(207)	427	Sawmills, Planing Mills and Millwork		03	419
X(208)	428	Miscellaneous Wood Products, or NA type		02	420
X(209)	429	Furniture and Fixtures		05	421
X(216-236)	430	Stone, Clay and Glass Products, NA which below		07	422
X(216)	431	Glass and Glass Products		14	423
X(217)	432	Cement, and Concrete, Gypsum and Plaster Products		05	424
X(218)	433	Structural Clay Products		05	425
X(219)	434	Pottery and Related Products		07	426
X(236)	435	Miscellaneous Nonmetallic Mineral and Stone Products		05	427
Metal Industries:					
X(237)	436	Blast Furnaces, Steel Works, Rolling and Finishing Mills		09	430
X(238)	437	Other Primary Iron and Steel Industries		04	431
X(239)	438	Primary Nonferrous Industries		06	432
X(246)	439	Cutlery, Hand Tools and Other Hardware		07	433
X(247)	440	Fabricated Structural Metal Products		07	434
X(248)	441	Miscellaneous Fabricated Metal Products		10	435
X(249)	442	Not Specified Metal Industries		09	436
X(256,257,M)	443	Machinery, except Electrical, NA which below		11	437
X(256)	444	Farm Machinery and Equipment		14	438
X(257)	445	Office, Computing and Accounting Machines		17	439
X(M)	446	Miscellaneous Machinery		10	440

* Do not use "X" occupation code with industries 126-156 or 206, see SEQ. #273-276 or 422, 423.

A	B	C	D	E	F
<u>LABORERS, EXCEPT FARM AND MINE, continued</u>					
Laborers, n.e.c., continued*					
Manufacturing, Durable Goods, continued					
X(259)	447	Electrical Machinery		14	441
		Equipment and Supplies			
X(267-276)	448	Transportation Equipment NA which below:		11	442
X(267)	449	Motor Vehicles and Motor Vehicle Equipment		13	443
X(268)	450	Aircraft and Parts		15	444
X(269)	451	Ship and Boat Building and Repairing		02	445
X(276)	452	Railroad and Miscellaneous Transportation Equipment		08	446
X(286-289)	453	Professional and Photographic Equipment, and Watches, NA which below:		11	447
X(286)	454	Professional Equipment and Supplies		10	448
X(287)	455	Photographic Equipment and Supplies		16	449
X(289)	456	Watches, Clocks and Clockwork-Operated Devices		11	504
X(296)	457	Miscellaneous Manufacturing Industries (either durable or non-durable)		12	450
Manufacturing, Non-durable Goods					
Food and Kindred Products:					
X(306)	458	Meat Products		08	452
X(307)	459	Dairy Products		13	453
X(308)	460	Canning and Preserving Fruits, Vegetables and Sea Foods		06	454
X(309)	461	Grain-Mill Products		06	455
X(316)	462	Bakery Products		10	456
X(317)	463	Confectionery and Related Products		10	457
X(318)	464	Beverage Industries		16	458
X(319)	465	Miscellaneous Food Preparations and Kindred Products		05	459
X(326)	466	Not Specified Food Industries, NA which above		14	460

*Do not use "X" occupation code with industries 126-156, see SEQ. #273-276 or 422,423.

A	B	C	D	E	F
LABORERS, EXCEPT FARM AND MINE, continued					
Laborers, n.e.c., continued					
Manufacturing, Non-durable Goods, continued					
X(329)	467	Tobacco Manufacturers		00	461
X(346-356)	468	Textile Mill Products, NA which below:		03	462
X(346)	469	Knitting Mills		04	463
X(347)	470	Dyeing and Finishing Textiles, except Wool and Knit Goods		09	464
X(348)	471	Floor Coverings, except Hard Surface		14	465
X(349)	472	Yarn, Thread and Fabric Mills		01	466
X(356)	473	Miscellaneous Textile Mill Products		06	467
X(367, B)	474	Apparel and Other Fabricated Textile Products, NA which below:		09	468
X(B)	475	Apparel and Accessories		11	469
X(367)	476	Miscellaneous Fabricated Textile Products		06	470
X(386-389)	477	Paper and Allied Products, NA which below:		07	471
X(386)	478	Pulp, Paper and Paperboard Mills		06	472
X(387)	479	Paperboard Containers and Boxes		10	473
X(389)	480	Miscellaneous Paper and Pulp Products		08	474
X(396, 398)	481	Printing, Publishing and Allied Industries		23	475
X(406-409)	482	Chemicals and Allied Products, NA which below:		08	476
X(406)	483	Synthetic Fibres		04	477
X(407)	484	Drugs and Medicines		22	478
X(408)	485	Paints, Varnishes and Related Products		08	479
X(409)	486	Miscellaneous Chemicals and Allied Products		08	480
X(416-419)	487	Petroleum and Coal Products, NA which below:		22	481
X(416)	488	Petroleum Refining		26	482
X(419)	489	Miscellaneous Petroleum and Coal Products		03	483

*Do not use "X" occupation code with industries 126-156 or 206, see SEQ. #273-276 or 422, 423.

A	B	C	D	E	F
<u>LABORERS, EXCEPT FARM AND MINE, continued</u>					
Laborers, n.e.c., continued *					
Manufacturing, Non-durable Goods, continued					
X(426-429)	490	Rubber and Miscellaneous Plastic Products	12	484	
X(436-438)	491	Leather and Leather Products, NA which below:	06	485	
X(436)	492	Leather:Tanned, Curried and Finished	02	486	
X(437)	493	Footwear, except Rubber	10	487	
X(438)	494	Leather Products, except Footwear	12	488	
X(459)	495	Not Specified Manufacturing Industries (Manufacturing Industries, NA type)	08	489	
Construction [see SEQ.#426]					
X(L)	496	Railroads and Railway Express Service	03	492	
X(507-526)	497	Transportation, except Railroads (i.e. except L)	09	493	
X(536-579)	498	Communications & Utilities and Sanitary Services	06	494	
X(606-696)	499	Wholesale Trade & Retail Trade	12	495	
X(806-809)	500	Business Services & Repair Services	09	496	
X(826-839) K)	501	Personal Services	09	497	
X(906-936) J)	502	Public Administration	07	498	
X(999-non-mfg.)	503	Non-manufacturing Industries, NA type	07	490	
X(999, 017-018, 706-736, 846- 898, A, E, H)	504	All Other Industries, or NA type including NA whether manufacturing or nonmanufacturing	06	499	

* Do not use "X" occupation code with industries 126-156 or 206, see SEQ. #273-276 or 422, 423.

A	B	C	D	E	F
NOT IN LABOR FORCE					
990	505	Housewife		99	903
990	506	Student		99	905
990	507	Student with job ¹		99	289
991 ¹	508	Former member of armed forces (Discharged from armed forces and not retired and not yet employed ^{2,4})		18	234
992 ¹	509	Unemployed ²		99	418
993 ¹	510	Retired ²		99	901
993 ¹	511	Permanently Disabled ²		99	902
993 ¹	512	Handles own investments <u>ONLY</u> ²		99	904
994 ¹	513	Inappropriate ²		99	900
995	514	Occupation not ascertained (not reported)		19,99 ³	999

NUMERIC EQUIVALENTS USED IN VARIABLES 0002 and 0022					
CENSUS LETTER	NUMERIC EQUIVALENT	CENSUS LETTER	NUMERIC EQUIVALENT	CENSUS LETTER	NUMERIC EQUIVALENT
A	016	J	916	R-SE	291
B	359	K	816	S	394
C	196	L	506	T	715
D	659	M	258	U	902
E	876	N	200	V	903
F	636	P	804	W	775
G	638	Q	411	X	985
H	868	R-SAL	290	Y	370
				Z	342

¹These numbers were assigned for use on the ORF only.

²These codes are to be used at the discretion of the study, i.e. the study rules will direct you whether to code such cases in these codes or to code a prior occupation.

³An average score of 19 was assigned for NA on V0003; a missing data code of 99 was coded for NA.

⁴The socio-economic score for the census occupation classification 991 ("Discharged from the Armed Forces") is only to be used for those who were members of the armed forces, now discharged, but not retired, who have not yet obtained employment.