

Dodo's Coloring Book



by
Alma Lach



*Is My story unique?
Is it one of a kind?
Or are there others,
To which we are blind?*

Intact images of the Dodo are artists' images only. Thus, we bring you Dodo's Coloring Book so that you might commemorate the images of Dodo and Friends in your own way--you become the artist!

Each image is framed and ready for you to color. Print them out and color them using pencils, crayons, or pastels. Or, load the file into a computer and color them there, using software of some sort.

Through your art,

Dodo Lives

*The
Dodo*



Source: Bontius. Credit: John Crerar Library, University of Chicago Library.




Source: Bontius. Credit: John Crerar Library, University of Chicago Library.



"Stappy" the Flying Dragon

Source: Bontius. Credit: John Crerar Library, University of Chicago Library.



Source: Bontius. Credit: John Crerar Library, University of Chicago Library.



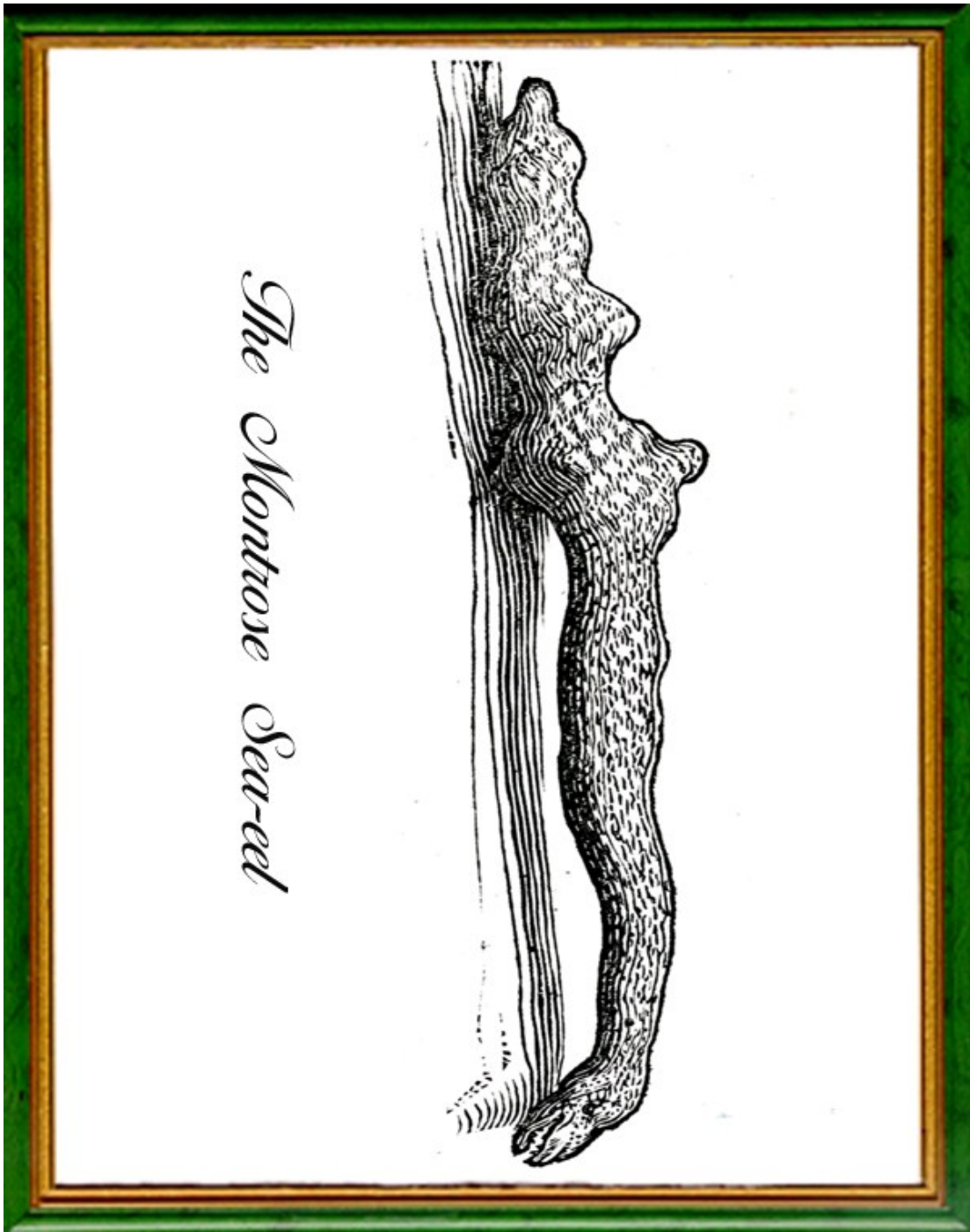
Source: Bontius. Credit: John Crerar Library, University of Chicago Library.



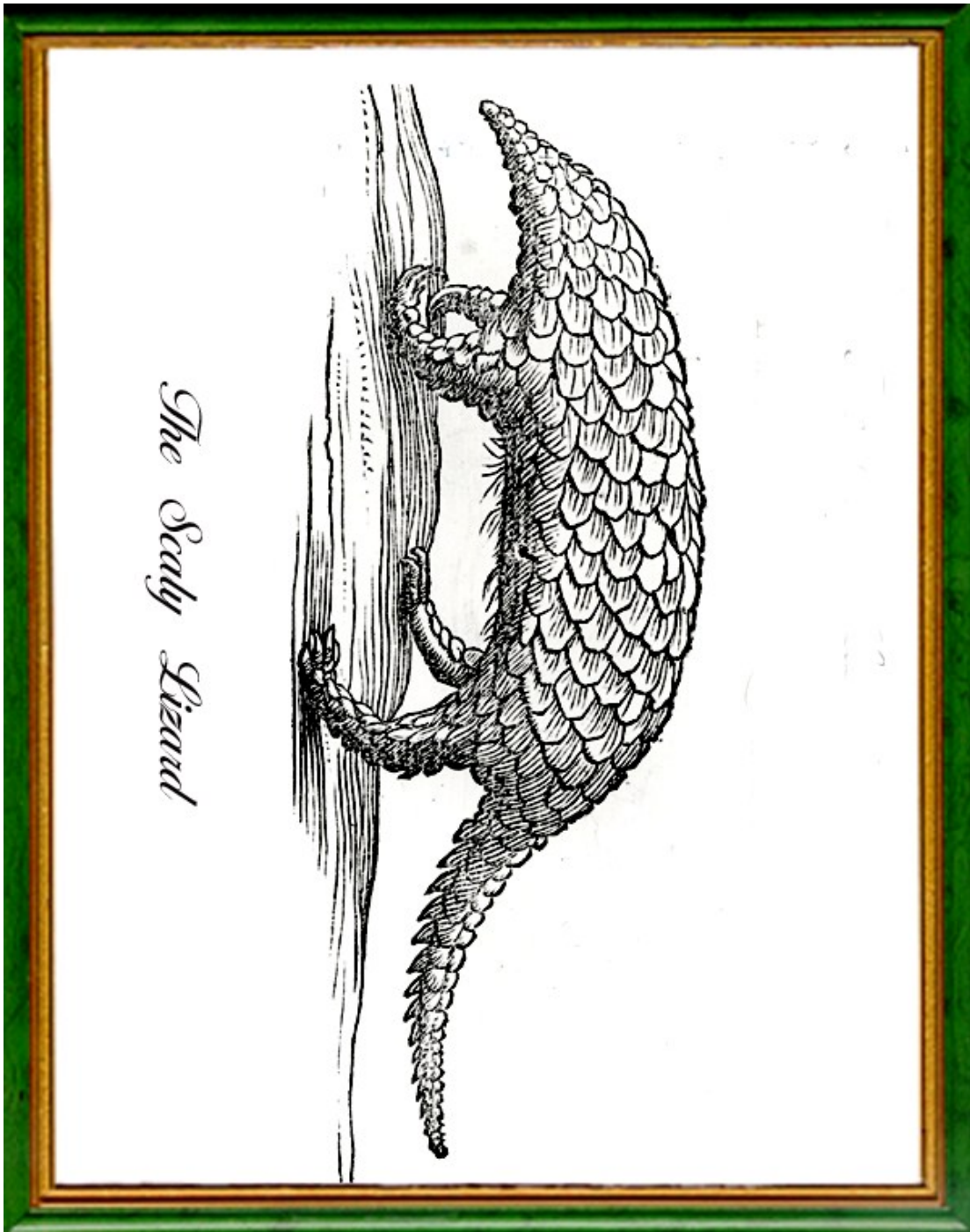
Source: Bontius. Credit: John Crerar Library, University of Chicago Library.



Source: Bontius. Credit: John Crerar Library, University of Chicago Library.



Source: Bontius. Credit: John Crerar Library, University of Chicago Library.



Source: Bontius. Credit: John Crerar Library, University of Chicago Library.




Source: Bontius. Credit: John Crerar Library, University of Chicago Library.




The Crocodile of Bati


Source: Bontius. Credit: John Crerar Library, University of Chicago Library.



Source: Bontius. Credit: John Crerar Library, University of Chicago Library.



Source: Bontius. Credit: John Crerar Library, University of Chicago Library

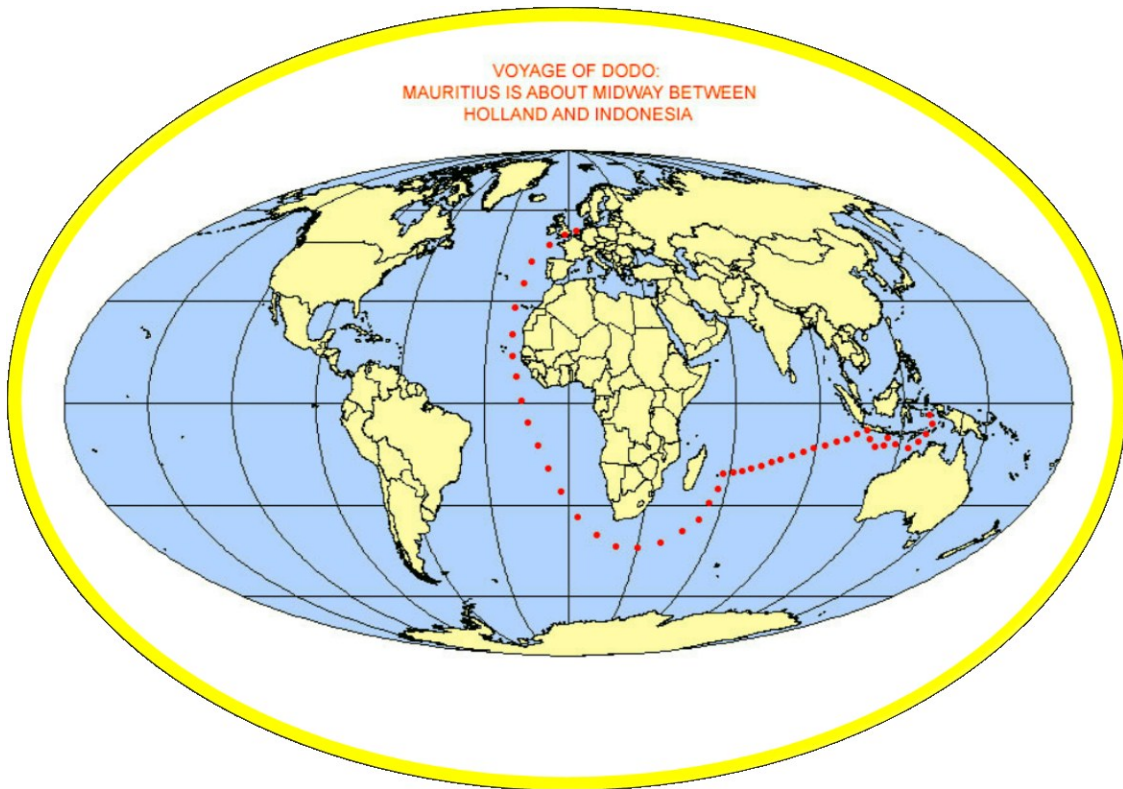


Source: Art of John Tenniel, from *Alice's Adventures in Wonderland*, Lewis Carroll, 1865.



Credit: Original line art of Susan Phillips, commissioned by the author, and reprinted here with permission of the University of Chicago Press.

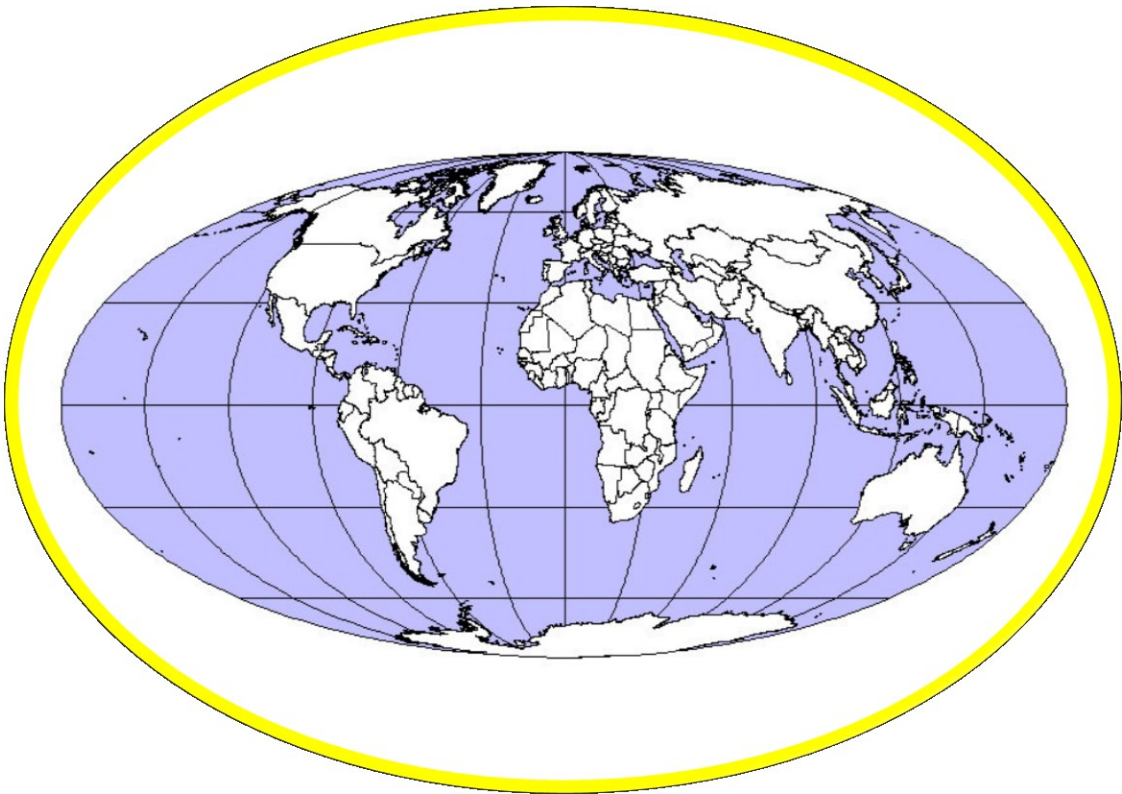
DODO'S ATLAS—COLOR YOUR OWN MAPS, TOO.



Source of base map: Esri software.

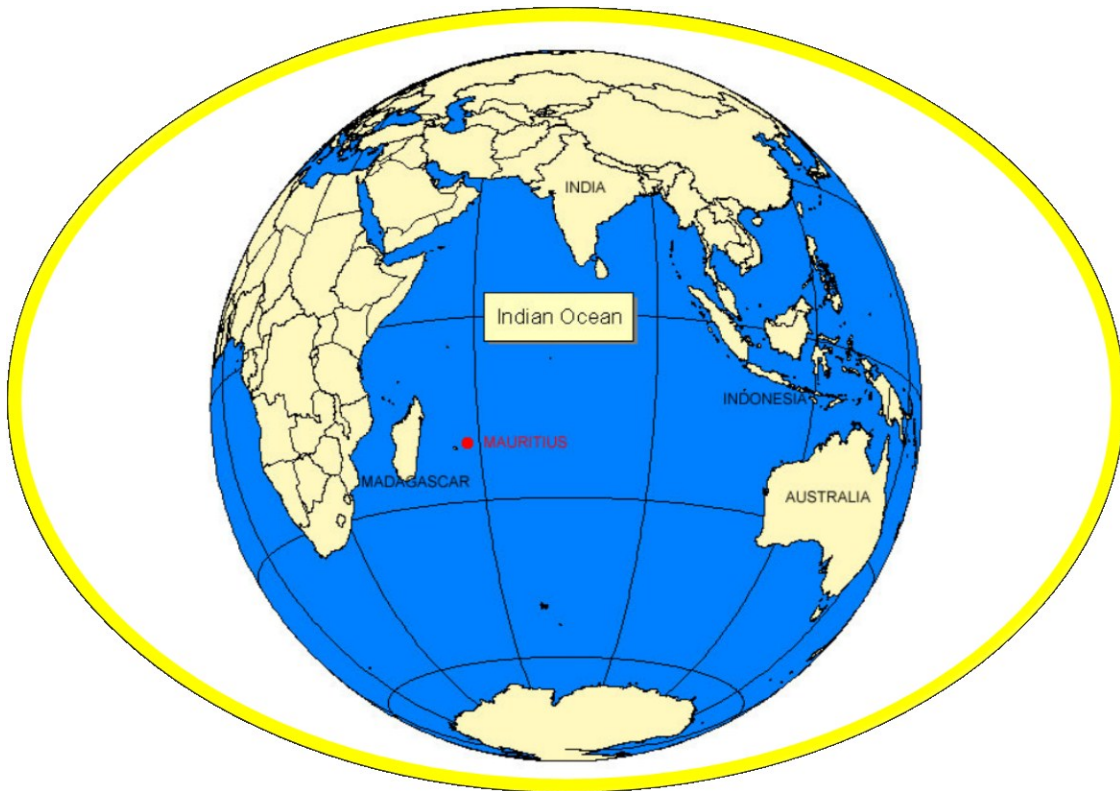


This is my Earth...and yours!



Source of base map: Esri software.

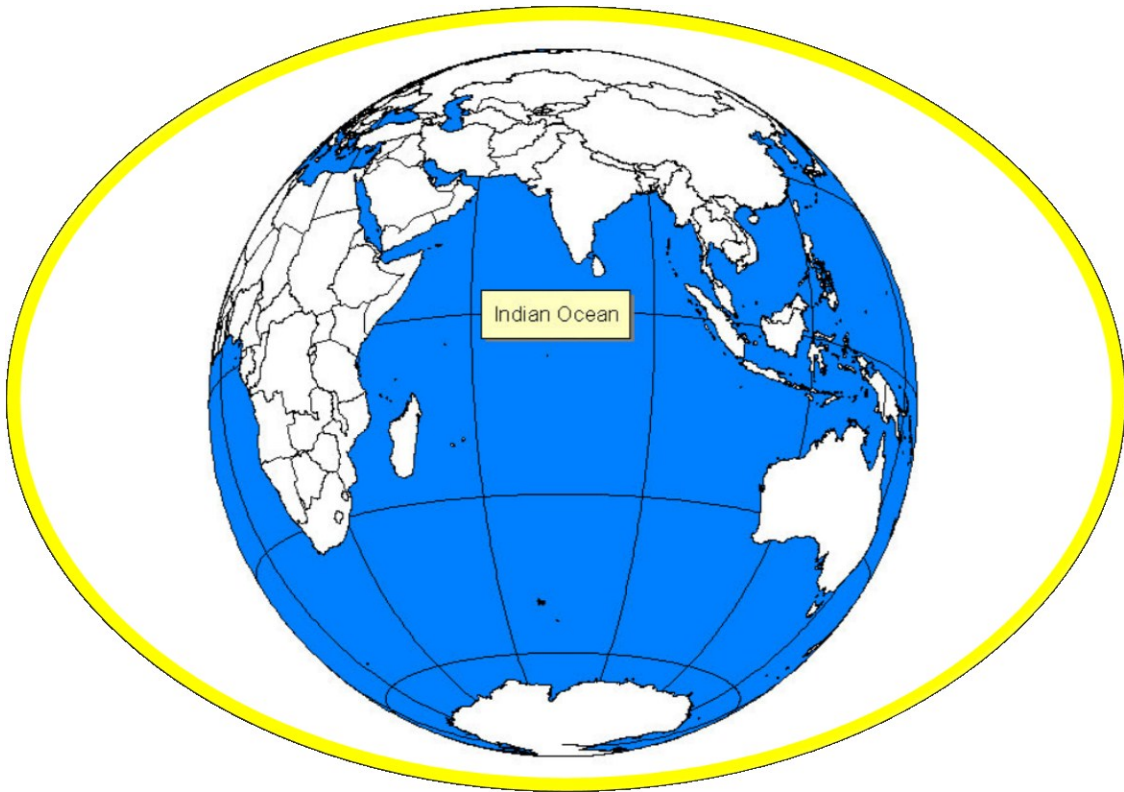
INDIAN OCEAN—WHERE IS MAURITIUS, DODO'S HOME?



Source of base map: Esri software.



The Indian Ocean is big!



Source of base map: Esri software.

INDIAN OCEAN, WESTERN PART



Source of base map: Esri software.



Did you find my home?



Source of base map: Esri software.

INDIAN OCEAN, EASTERN PART.

WHY ARE JAVA, BALI, CERAM, AND BANDA LABELLED?



Source of base map: Esri software.



Did you find Dr. Frank's home?



Source of base map: Esri software.

Credits

- About the Author: <http://www.AlmaLach.com/>
- Black and white line drawing of John Tenniel's "Alice" appeared in the original *Alice's Adventures in Wonderland*, Lewis Carroll, 1865.
- The black and white line art of the Dutch Dodo was drawn by Chicago artist Susan Phillips. It is reproduced here, colored and modified by the author (using Adobe PhotoShop), with permission of the University of Chicago Press. The modified forms of the original drawing appear in this book on the cover and as the base for the smaller dodo "tour guide" that appears in various places throughout the book.
- The animal engravings are photographs done by the author (with permission) from Bontius, J. Historia naturalis ed medic in Piso. De Indiatris que re naturali et medica. (Amsterdam, 1658). Trans. In *Opuscula selecta neerlandicorum de arte medica.* X (Amsterdam, 1931). Credit: John Crerar Library, University of Chicago Library.
 1. The Dodo, facing page 258
 2. Patty the Parakeet, facing page 242
 3. Flappy the Flying Dragon, facing page 236
 4. Tony the Tortoise, facing page 275
 5. Jasper the two-headed snake, facing page 267
 6. The Rhinoceros Bird, plate after 250
 7. The Indian Quail, plate after page 242
 8. The Montrose Sea-eel, plate after page 266
 9. The Scaly Lizard, plate between pages 256-57
 10. The Porcupine of Bali, facing page 217
 11. The Crocodile of Bali, facing page 222
 12. "Camilla" the Chameleon, facing page 232
 13. "Doctor Frank," plate after page 258
- Coloring and adjustment of the original line drawings, done by the author, were performed in Adobe PhotoShop.
- Maps by Sandra Lach Arlinghaus using Esri software of Community Systems Foundation, Ann Arbor, MI. She also supplied, creative and editorial work of various sorts.
- Text prepared in Microsoft Word, Office 2010 and converted to Adobe Portable Document File format for publication.
- Hardware used: Hewlett-Packard, HP Pavilion desktop models; HP scanning equipment; Film cameras of various kinds.



*Bye for now...hope you
enjoyed a tour through
my photo album...please,
take good care of our
home, the Earth!*