

BUSES INVOLVED IN FATAL ACCIDENTS CODEBOOK 2006

**LINDA JAROSI
DANIEL BLOWER
DANIEL HERSHBERGER
JOHN WOODROOFFE**

CENTER FOR NATIONAL TRUCK AND BUS STATISTICS



**BUSES INVOLVED IN FATAL ACCIDENTS CODEBOOK 2006
(Version August 6, 2008)**

Linda Jarossi

Daniel Blower

Daniel Hershberger

John Woodrooffe

Center for National Truck and Bus Statistics

University of Michigan Transportation Research Institute

September 2008

The research reported herein was conducted under general research funds provided by the Federal Motor Carrier Safety Administration. The opinions, findings, and conclusions expressed in this publication are those of the authors and not necessarily those of the U.S. Department of Transportation or the Federal Motor Carrier Safety Administration.

Technical Report Documentation Page

1. Report No. UMTRI-2008-44		2. Government Accession No.		3. Recipient's Catalog No.	
4. Title and Subtitle BUSES INVOLVED IN FATAL ACCIDENTS CODEBOOK 2006 (Version August 6, 2008)				5. Report Date September 2008	
				6. Performing Organization Code	
7. Authors Linda Jarossi, Daniel Blower, Daniel Hershberger, and John Woodrooffe				8. Performing Organization Report No. UMTRI-2008-44	
9. Performing Organization Name and Address University of Michigan Transportation Research Institute 2901 Baxter Road, Ann Arbor, Michigan 48109-2150				10. Work Unit No. 052701	
				11. Contract or Grant No. DTMC75-06-H-00003	
12. Sponsoring Agency Name and Address U.S. Department of Transportation Federal Motor Carrier Safety Administration 400 Seventh Street, S.W. Washington, D.C. 20590				13. Type of Report and Period Covered Special Report Task A	
				14. Sponsoring Agency Code	
15. Supplementary Notes					
16. Abstract This report provides documentation for UMTRI's file of Buses Involved in Fatal Accidents (BIFA), 2006, including distributions of the code values for each variable in the file. The 2006 BIFA file is a census of all buses involved in a fatal accident in the United States. The BIFA database provides coverage of buses recorded in the Fatality Analysis Reporting System (FARS) file. BIFA combines vehicle, accident, and occupant records from FARS with information about the physical configuration and operating authority of the bus from the BIFA survey.					
17. Key Words buses, fatal accident data			18. Distribution Statement Unlimited		
19. Security Classification (of this report) Unclassified		20. Security Classification (of this page) Unclassified		21. No. of Pages 124	22. Price

Acknowledgments

The data documented in this report are the product of the dedicated efforts of many people. The project originated under the direction of Ken Campbell. Robert Pichler, Arthur Oake, and Nancy Werner served as interviewers during the 2006 data collection process. Their conscientious dedication to accuracy and completeness is greatly appreciated. The project would not have been possible without the willing cooperation of hundreds of bus owners, operators, and police officers across the country.

The BIFA survey is conducted by the Center for National Truck and Bus Statistics at the University of Michigan Transportation Research Institute with support from the Federal Motor Carrier Safety Administration. The National Highway Traffic Safety Administration's National Center for Statistics and Analysis and FARS analysts in the states provided assistance in acquiring police reports from the respective states. We are sincerely grateful for their efforts.

INTRODUCTION

Overview

This report documents the August 6, 2008 version of the Buses Involved in Fatal Accidents, 2006, dataset. The report summarizes all the information in the computerized data file. That file contains records for all the buses that were involved in a fatal accident in the United States during calendar year 2006. A bus is defined as a vehicle designed to carry at least nine people, including the driver, that is not used for personal transportation. All the vehicles included in the BIFA file are from Version 12May08, of the Fatality Analysis Reporting System (FARS) file for 2006 accidents, developed by the National Highway Traffic Safety Administration (NHTSA).

The 2006BIFA database combines CNTBS survey data with FARS variables to provide complete national coverage and an enhanced description of all buses involved in fatal traffic accidents in the United States (335 cases in 2006). The purpose of the BIFA file is to provide accurate and complete information on the fatal accident experience of buses nationwide to support the evaluation of bus traffic safety issues.

While the FARS file includes much information on the accident environment and events, the information on the vehicles involved, particularly buses, is limited. The BIFA survey supplements the FARS file with a detailed description of each bus and its operator. The BIFA survey collects information about the physical configuration of the bus, the type of organization operating the bus, and the type of application the bus was used for. In addition, the BIFA survey determines the seating capacity of the bus; information regarding the driver; and several other details of the operations of the bus. (The BIFA survey instrument may be found in the appendix of this codebook.) The combination of the FARS accident-level variables with the physical description of the bus from the BIFA survey provides the most detailed account of buses involved in fatal accidents available.

The 2006 BIFA file is a census file, including every bus identifiable in the FARS file. This codebook presents the code levels and frequency distributions for each variable in the BIFA file.

The dataset includes virtually all the variables from the public version of the FARS file: the accident variables, the vehicle variables (for the bus), and the occupant variables (for the driver of the bus). All records in the BIFA file are at the vehicle level; that is, there is one record for each bus involved.

In addition to the variables from FARS (variables 1 through 363), there is a set of variables (numbers 1110 through 1870) that contains the information collected by the BIFA survey. This information is produced from telephone interviews with the owner, driver, or some other involved party. In cases where the information could not be obtained from a respondent, it may be transcribed from police reports collected from the states.

In a typical year, a small number of police reports involving fatal bus crashes are not available. For all of these cases, an attempt is made to match the FARS case to the Motor Carrier Management Information System (MCMIS) case using date, time, and vehicle information. The MCMIS file usually contains contact information for both owner and

investigating officer. These data are used to obtain information when possible. Only those cases where the match is certain are pursued.

Missing data rates for BIFA survey variables vary. The range of missing data values is illustrated by the following examples. Bus type (variable 1180) was determined for all but two of the 335 cases. Trip type (variable 380) is unknown for 22 (6.6%) cases. Hours driving (variable 1510) could not be determined with certainty for 93 (27.8%) cases.

Sources of Information

The first step in the acquisition of the data to supplement FARS is to obtain, from the states, copies of the police reports on all fatal accidents involving at least one bus. While the formats of these reports vary considerably from state to state, they all identify the owner and the driver of the vehicles involved (though some states remove this information) and a description, sometimes very brief, of what occurred. These police reports are used to identify the appropriate respondent to contact and to check responses for accuracy. Police reports were available for all but one 2006 case.

Information is collected primarily by telephone interviews. The person or company contacted is, when possible, the owner of the vehicle as listed in the police report. If no contact can be made with the owner, an attempt is made to reach the driver. If neither the owner nor the driver can be reached, as much information as possible is collected from other parties, such as the police officer who investigated the accident or the tow truck operator if the vehicle was towed from the scene. Finally, if no knowledgeable respondent can be found, as much information as possible is coded from the police report. For these cases, variable 1830, which documents whether an interview was conducted, is coded "no," and variable 1840, police report, is coded "yes."

CNTBS survey staff are specially trained to collect the BIFA data. The training includes information on the types and uses of different buses, methods for locating knowledgeable respondents, and the different terms used in different industry segments and areas. Unlike many phone surveys in which questions are read from a script, the BIFA interview depends in large part on the knowledge of the CNTBS researchers. The extensive training about buses enables them to probe intelligently and effectively for the required information.

An experienced editor reviews each BIFA case. The editor decodes the VINs and reviews the bus description obtained in the interview for consistency and accuracy. The editor compares the description of each bus obtained by the survey with manufacturers' specifications and other materials. These materials include chassis and body specifications for many bus makes and models, as well as typical passenger seating configurations for different bus types and applications.

All modifications to survey responses are indicated in variables 1861 through 1870. Imputations made by the editor to fill in missing data elements are also indicated there. The numbers coded in these variables are the question numbers on the interview form. For example, a "13" in variable 1862 indicates that the second item corrected or derived for that particular case was the response to question 13 on the interview form. There is no particular pattern to the order in which such modifications are indicated. Derivations were made when the editor was able to deduce a piece of information to fill in something missing on the interview form. For example, the type of operating authority was sometimes deduced from the name of the vehicle's owner and their business type.

Number of Cases

There are 327 vehicles that are identified as a bus in one or more variables in the 2006 FARS file (version 12May08). However, some of these vehicles were subsequently found to be non-passenger carrying vehicles. These included motor home conversions, cargo vehicle conversions, and small mini vans. Altogether nine cases were determined to be something other than a bus. In addition, seventeen cases were identified as buses during a parallel survey. These cases were not identified as buses in any FARS variable, but were only discovered because the CNTBS also surveys trucks involved in fatal accidents. Adding these seventeen cases to the 327 cases identified in FARS yields 344 vehicles. Subtracting nine vehicles incorrectly identified in FARS as a bus leaves 335, which is the number of buses involved in fatal traffic accidents in 2006.

Format of Codebook

The main body of the codebook provides frequency distributions of all variables and code levels in the BIFA 2006 data file (Motor Vehicles In-Transport). The VNIT section of the codebook documents the additional set of Survey variables collected for Motor Vehicles Not In-Transport (eight cases). For each variable, the codebook provides information about the variable, name, format, and type. "Variable" (such as V19) is the name of the variable in the SAS data file. "Name" (e.g. Route Signing) is the descriptive title corresponding to the FARS or BIFA variable. "Format" refers to the name of the SAS format that provides labels for specific code levels of the variable. "Type" describes the storage type of the variable. Data are stored either as Numeric or Char (character) data. "Length" is the SAS storage length in bytes for the variable.

Obtaining Information from the Dataset

This report provides counts and distributions of the code values for each variable in the BIFA file. These tabulations are useful for understanding the variables available in the file, the completeness of the data, and the number of cases with any specific code value.

Many research questions require more detailed cross-classification of the data. The staff of the Center for National Truck and Bus Statistics at UMTRI is pleased to make appropriate runs for outside users. Requests for consultation on and analysis of the data are welcome and may be addressed to Daniel Blower at (734) 764-0248. Finally, while every effort has been made to check the accuracy of the data, the file may contain errors not yet detected.

BUSES INVOLVED IN FATAL ACCIDENTS, 2006
FARS ACCIDENT VARIABLES

<u>Variable Number</u>	<u>Variable Name</u>	<u>Page Number</u>
v1	CASE STATE	1
v2	CASE NUMBER	2
v7	CITY	2
v8	COUNTY	2
v9	ACCIDENT DATE - MONTH	3
v10	ACCIDENT DATE - DAY	3
v11	ACCIDENT DATE - YEAR	3
v12	ACCIDENT TIME - HOUR	3
v13	ACCIDENT TIME - MINUTE	4
v14	NUMBER OF VEHICLE FORMS	4
v14B	ALL VEHICLE FORMS SUBMITTED	5
v15	NUMBER OF PERSON FORMS	5
v16	LAND USE	6
v17	NATIONAL HIGHWAY SYSTEM	6
v18	ROADWAY FUNCTION CLASS	6
v19	ROUTE SIGNING	7
v20	TRAFFICWAY IDENTIFIER #1	7
v20_2	TRAFFICWAY IDENTIFIER #2	7
v21	MILEPOINT	8
v22	SPECIAL JURISDICTION	8
v23	FIRST HARMFUL EVENT	8
v24	MANNER OF COLLISION	11
v25	RELATION TO JUNCTION	11
v26	RELATION TO ROADWAY	12
v27	TRAFFICWAY FLOW	12
v28	NUMBER OF TRAVEL LANES	13
v29	SPEED LIMIT	13
v30	ROADWAY ALIGNMENT	14
v31	ROADWAY PROFILE	14
v32	ROADWAY SURFACE TYPE	14
v33	ROADWAY SURFACE CONDITION	14
v34	TRAFFIC CONTROL DEVICE	15
v35	TRAFFIC CONT FUNCTIONING	16
v36	HIT AND RUN	16
v37	LIGHT CONDITION	17
v38	ATMOSPHERIC CONDITIONS	17
v39	CONSTRUCTION/MAINT ZONE	17
v40	EMS NOTIFIED - HOUR	18
v41	EMS NOTIFIED - MINUTE	18
v42	EMS ARRIVAL - HOUR	18
v43	EMS ARRIVAL - MINUTE	18
v46	SCHOOL BUS RELATED	19
v48	RAIL GRADE CROSSING ID	19
v49	NUMBER FATALITIES IN ACC	19
v50	DAY OF WEEK	19
v51	NUMBER DRINKING DRIVERS	20
v52	ACCIDENT DATE - JULIAN	20
v53	NUMBER UNINJURED IN ACC	20
v54	NUMBER C-INJURED IN ACC	21
v55	NUMBER B-INJURED IN ACC	21
v56	NUMBER A-INJURED IN ACC	22
v57	NUMBER K-INJURED IN ACC	22

BUSES INVOLVED IN FATAL ACCIDENTS, 2006
FARS ACCIDENT VARIABLES

<u>Variable Number</u>	<u>Variable Name</u>	<u>Page Number</u>
v58	NUM UNK INJURED IN ACC	22
v59	ACC RELATED FACTORS #1	23
v60	ACC RELATED FACTORS #2	23
v61	ACC RELATED FACTORS #3	23

BUSES INVOLVED IN FATAL ACCIDENTS, 2006
FARS VEHICLE VARIABLES

<u>Variable</u> <u>Number</u>	<u>Variable</u> <u>Name</u>	<u>Page</u> <u>Number</u>
v104	VEHICLE NUMBER	25
v105	UNIT TYPE	25
v107	NUMBER OF OCCUPANTS	25
v108	VEHICLE MAKE	26
v109	VEHICLE MAKE-MODEL	26
v110	BODY TYPE	27
v111	MODEL YEAR	28
v112	VIN	28
v123	REGISTRATION STATE	29
v124	REGISTERED VEHICLE OWNER	30
v125	ROLLOVER	30
v126	JACKKNIFE	31
v127	TRAVEL SPEED	31
v128	HAZARDOUS CARGO	31
v129	VEHICLE TRAILERING	31
v130	VEHICLE CONFIGURATION	32
v131	NUMBER OF AXLES	32
v132	CARGO BODY TYPE	32
v133	SPECIAL USE	33
v134	EMERGENCY USE	33
v135	IMPACT POINT - INITIAL	33
v136	IMPACT POINT - PRINCIPAL	34
v137	EXTENT OF DEFORMATION	34
v138	VEHICLE ROLE	35
v139	MANNER OF LEAVING SCENE	35
v140	FIRE OCCURRENCE	35
v142	VEHICLE MANEUVER	35
v143	CRASH AVOIDANCE MANUEVER	36
v144	MOST HARMFUL EVENT	36
v145	NUMBER OF DEATHS IN VEH	39
v151	VIN TRUCK FUEL CODE	39
v152	VIN TRUCK WEIGHT CODE	39
v153	VIN TRUCK SERIES	40
v155	LENGTH OF VIN	40
v156	NUMBER UNINJURED IN VEH	40
v157	NUMBER C-INJURED IN VEH	40
v158	NUMBER B-INJURED IN VEH	41
v159	NUMBER A-INJURED IN VEH	41
v160	NUMBER K-INJURED IN VEH	42
v161	NUM UNK INJURED IN VEH	42
v162	VEH RELATED FACTORS #1	42
v163	VEH RELATED FACTORS #2	43
v164	UNDERRIDE/OVERRIDE	43
v170	MOTOR CARRIER ID	44
v171	BUS USE	44
v172	GROSS WEIGHT RATING-GVWR	45
v173	EVENT #1	45
v174	EVENT #2	46
v175	EVENT #3	47
v176	EVENT #4	48
v177	EVENT #5	48
v178	EVENT #6	49

BUSES INVOLVED IN FATAL ACCIDENTS, 2006
FARS VEHICLE VARIABLES

BUSES INVOLVED IN FATAL ACCIDENTS, 2006
FARS DRIVER VARIABLES

<u>Variable</u> <u>Number</u>	<u>Variable</u> <u>Name</u>	<u>Page</u> <u>Number</u>
v207	DRIVER PRESENCE.....	51
v208	DRIVER DRINKING.....	51
v209	LICENSE STATE.....	51
v210A	NON-CDL LICENSE TYPE.....	52
v210B	NON-CDL LICENSE STATUS.....	53
v211	LICENSE CLASS COMPLIANCE.....	53
v212	CDL LICENSE STATUS.....	53
v213	LICENSE ENDORSEMENTS.....	54
v214	LICENSE RESTRICTIONS MET.....	54
v216	NUMBER OF PREV ACCIDENTS.....	54
v217	NUMBER PREV SUSPENSIONS.....	55
v218	NUMBER OF PREV DWI CONV.....	55
v219	NUM PREV SPEEDING CONV.....	55
v220	NUM PREV OTHER MV CONV.....	56
v221	LAST ACCIDENT - MONTH.....	56
v222	LAST ACCIDENT - YEAR.....	56
v223	FIRST ACCIDENT - MONTH.....	57
v224	FIRST ACCIDENT - YEAR.....	57
v227	DRIVER RELATED FACTORS#1.....	58
v228	DRIVER RELATED FACTORS#2.....	60
v229	DRIVER RELATED FACTORS#3.....	61
v230	DRIVER RELATED FACTORS#4.....	62
v231	VIOLATIONS CHARGED#1.....	62
v232	VIOLATIONS CHARGED#2.....	64
v233	VIOLATIONS CHARGED#3.....	65
v235	DRIVER HEIGHT (INCHES).....	65
v236	DRIVER WEIGHT.....	65

BUSES INVOLVED IN FATAL ACCIDENTS, 2006
FARS DRIVER VARIABLES

BUSES INVOLVED IN FATAL ACCIDENTS, 2006
FARS OCCUPANT VARIABLES

<u>Variable Number</u>	<u>Variable Name</u>	<u>Page Number</u>
v306	OCCUPANT NUMBER	67
v308	OCCUPANT AGE	67
v309	OCCUPANT SEX	68
v310	OCCUPANT TYPE	68
v311	OCC SEATING POSITION.....	69
v312	RESTRAINT SYSTEM USE	69
v313	AIR BAG AVAIL/FUNCTION	69
v314	OCCUPANT EJECTION.....	70
v315	EJECTION PATH	70
v316	OCCUPANT EXTRICATION	70
v321	DRUG INVOLVEMENT	70
v322	DRUG DETERMINATION	71
v323	DRUG TEST TYPE #1.....	71
v324	DRUG TEST RESULTS #1	71
v325	DRUG TEST TYPE #2.....	72
v326	DRUG TEST RESULTS #2	72
v327	DRUG TEST TYPE #3.....	73
v328	DRUG TEST RESULTS #3	73
v329	OCCUPANT INJURY SEVERITY.....	73
v330	OCC TAKEN TO HOSPITAL.....	74
v331	OCC DEATH DATE - MONTH.....	74
v332	OCC DEATH DATE - DAY.....	74
v333	OCC DEATH DATE - YEAR	74
v334	OCC DEATH TIME - HOURS.....	75
v335	OCC DEATH TIME - MINUTES.....	75
v336	LAG TIME ACC/DEATH - HRS	75
v342	OCC FATAL INJURY AT WORK.....	75
v345	OCC ALCOHOL INVOLVEMENT.....	76
v346	OCC METH ALC DETERMINAT	76
v347	ALCOHOL TEST TYPE	76
v348	OCC ALCOHOL TEST RESULT	77
v361	RACE	77
v362	HISPANIC ORIGIN	78
v363	OCC DEAD ON ARRIVAL	78

BUSES INVOLVED IN FATAL ACCIDENTS, 2006
FARS OCCUPANT VARIABLES

BUSES INVOLVED IN FATAL ACCIDENTS, 2006
SURVEY VARIABLES

<u>Variable Number</u>	<u>Variable Name</u>	<u>Page Number</u>
v1110	BUS MAKE	79
v1130	MODEL YEAR	79
v1140	FRONT OF BUS	80
v1170	BUS MODEL.....	80
v1180	BUS TYPE	80
v1190	DESCRIPTION OF BUS.....	81
v1200	NUMBER OF AXLES.....	82
v1220	PASSENGER SEATING CAPACITY	82
v1310	DESCRIPTION OF OPERATING AUTHORITY	83
v1350	BUS OPERATOR TYPE.....	85
v1360	AREA OF OPERATION.....	85
v1370	OPERATING AUTHORITY.....	86
v1380	TRIP TYPE	86
v1510	HOURS OF DRIVING.....	86
v1520	COMPENSATION-HOURLY	87
v1530	COMPENSATION-MILEAGE	87
v1540	COMPENSATION-TIPS	87
v1550	COMPENSATION-PERCENT REVENUE.....	87
v1560	COMPENSATION-SALARY	87
v1570	COMPENSATION-DRIVER OWNER.....	88
v1580	COMPENSATION-DRIVER VOLUNTEER.....	88
v1590	COMPENSATION-DRIVER PRIMARY EMP NOT BUS DRIVER.....	88
v1600	COMPENSATION-OTHER.....	88
v1610	DESCRIPTION OF COMPENSATION	88
v1710	ACCIDENT TYPE	89
v1720	PEDESTRIAN FATALITY	89
v1830	INTERVIEW CONDUCTED.....	90
v1840	POLICE REPORT.....	90
v1850	FAX/MAIL.....	90
v1861	1ST QUESTION DERIVED	90
v1862	2ND QUESTION DERIVED.....	91
v1863	3RD QUESTION DERIVED.....	91
v1864	4TH QUESTION DERIVED	91
v1865	5TH QUESTION DERIVED	91
v1866	6TH QUESTION DERIVED	91
v1867	7TH QUESTION DERIVED	91
v1868	8TH QUESTION DERIVED	92
v1869	9TH QUESTION DERIVED	92
v1870	10TH QUESTION DERIVED	92

BUSES INVOLVED FATAL ACCIDENTS, 2006
SURVEY VARIABLES

BUSES INVOLVED IN FATAL ACCIDENTS, 2006
SURVEY VARIABLES – VEHICLES NOT IN-TRANSPORT

<u>Variable Number</u>	<u>Variable Name</u>	<u>Page Number</u>
v1140	FRONT OF BUS	93
v1180	BUS TYPE	93

BUSES INVOLVED FATAL ACCIDENTS, 2006
SURVEY VARIABLES – VEHICLES NOT IN-TRANSPORT

The ACCIDENT Variables

Variables 1 through 61 are the FARS variables that describe the accident

Variable	Name	Format	Type	Length
v1	CASE STATE	FSTATES	Numeric	3

<u>N</u>	<u>Prcnt</u>	<u>Code</u>	<u>Label</u>
7	2.1	1	Alabama
0	0.0	2	Alaska
7	2.1	4	Arizona
0	0.0	5	Arkansas
46	13.7	6	California
4	1.2	8	Colorado
4	1.2	9	Connecticut
3	0.9	10	Delaware
3	0.9	11	District of Columbia
33	9.9	12	Florida
10	3.0	13	Georgia
5	1.5	15	Hawaii
0	0.0	16	Idaho
9	2.7	17	Illinois
7	2.1	18	Indiana
0	0.0	19	Iowa
4	1.2	20	Kansas
3	0.9	21	Kentucky
7	2.1	22	Louisiana
2	0.6	23	Maine
8	2.4	24	Maryland
3	0.9	25	Massachusetts
11	3.3	26	Michigan
4	1.2	27	Minnesota
3	0.9	28	Mississippi
7	2.1	29	Missouri
0	0.0	30	Montana
1	0.3	31	Nebraska
3	0.9	32	Nevada
0	0.0	33	New Hampshire
12	3.6	34	New Jersey
0	0.0	35	New Mexico
40	11.9	36	New York
2	0.6	37	North Carolina
0	0.0	38	North Dakota
15	4.5	39	Ohio
1	0.3	40	Oklahoma
2	0.6	41	Oregon
24	7.2	42	Pennsylvania

BUSES INVOLVED FATAL ACCIDENTS, 2006
FARS ACCIDENT VARIABLES

<u>N</u>	<u>Prcnt</u>	<u>Code</u>	<u>Label</u>
3	0.9	44	Rhode Island
8	2.4	45	South Carolina
0	0.0	46	South Dakota
6	1.8	47	Tennessee
12	3.6	48	Texas
0	0.0	49	Utah
2	0.6	50	Vermont
3	0.9	51	Virginia
0	0.0	52	Virgin Islands
4	1.2	53	Washington
2	0.6	54	West Virginia
4	1.2	55	Wisconsin
1	0.3	56	Wyoming

Variable	Name	Format	Type	Length
v2	CASE NUMBER		Numeric	8

<u>N</u>	<u>Prcnt</u>	<u>Code</u>	<u>Label</u>
1	0.3	1	
		-	GSA code
1	0.3	3623	

Variable	Name	Format	Type	Length
v7	CITY		Numeric	4

CITY – GSA GEOGRAPHIC LOCATION CODE

<u>N</u>	<u>Prcnt</u>	<u>Code</u>	<u>Label</u>
107	31.9	0	Not applicable
3	0.9	10	
		-	GSA code
6	1.8	9997	Other

Variable	Name	Format	Type	Length
v8	COUNTY		Numeric	3

COUNTY – GSA GEOGRAPHIC LOCATION CODE

<u>N</u>	<u>Prcnt</u>	<u>Code</u>	<u>Label</u>
8	2.4	1	
		-	GSA code
4	1.2	510	

BUSES INVOLVED IN FATAL ACCIDENTS, 2006
 FARS ACCIDENT VARIABLES

Variable	Name	Format	Type	Length
v9	ACCIDENT DATE - MONTH		Numeric	3

<u>N</u>	<u>Prcnt</u>	<u>Code</u>	<u>Label</u>
36	10.7	1	January
25	7.5	2	February
38	11.3	3	March
28	8.4	4	April
27	8.1	5	May
21	6.3	6	June
22	6.6	7	July
14	4.2	8	August
33	9.9	9	September
37	11.0	10	October
33	9.9	11	November
21	6.3	12	December

Variable	Name	Format	Type	Length
v10	ACCIDENT DATE - DAY		Numeric	3

<u>N</u>	<u>Prcnt</u>	<u>Code</u>	<u>Label</u>
13	3.9	1	
		-	Day of month
5	1.5	31	

Variable	Name	Format	Type	Length
v11	ACCIDENT DATE - YEAR		Numeric	4

<u>N</u>	<u>Prcnt</u>	<u>Code</u>	<u>Label</u>
335	100.0	2006	2006

Variable	Name	Format	Type	Length
v12	ACCIDENT TIME - HOUR	FACHOUR	Numeric	3

<u>N</u>	<u>Prcnt</u>	<u>Code</u>	<u>Label</u>
5	1.5	0	12:01 am - 12:59 am
6	1.8	1	1:00 am - 1:59 am
2	0.6	2	2:00 am - 2:59 am
2	0.6	3	3:00 am - 3:59 am
3	0.9	4	4:00 am - 4:59 am
7	2.1	5	5:00 am - 5:59 am
23	6.9	6	6:00 am - 6:59 am
31	9.3	7	7:00 am - 7:59 am

BUSES INVOLVED FATAL ACCIDENTS, 2006
FARS ACCIDENT VARIABLES

<u>N</u>	<u>Prcnt</u>	<u>Code</u>	<u>Label</u>
18	5.4	8	8:00 am - 8:59 am
10	3.0	9	9:00 am - 9:59 am
12	3.6	10	10:00 am - 10:59 am
12	3.6	11	11:00 am - 11:59 am
8	2.4	12	12:00 pm - 12:59 pm
20	6.0	13	1:00 pm - 1:59 pm
26	7.8	14	2:00 pm - 2:59 pm
42	12.5	15	3:00 pm - 3:59 pm
34	10.1	16	4:00 pm - 4:59 pm
15	4.5	17	5:00 pm - 5:59 pm
18	5.4	18	6:00 pm - 6:59 pm
12	3.6	19	7:00 pm - 7:59 pm
9	2.7	20	8:00 pm - 8:59 pm
7	2.1	21	9:00 pm - 9:59 pm
7	2.1	22	10:00 pm - 10:59 pm
6	1.8	23	11:00 pm - 11:59 pm
0	0.0	24	12:00 midnight

Variable	Name	Format	Type	Length
v13	ACCIDENT TIME - MINUTE		Numeric	3

<u>N</u>	<u>Prcnt</u>	<u>Code</u>	<u>Label</u>
24	7.2	0	
		-	Minute
4	1.2	59	

Variable	Name	Format	Type	Length
v14	NUMBER OF VEHICLE FORMS	FVEHFORM	Numeric	8

NUMBER OF MOTOR VEHICLES IN-TRANSPORT INVOLVED IN ACCIDENT

<u>N</u>	<u>Prcnt</u>	<u>Code</u>	<u>Label</u>
105	31.3	1	1 vehicle
184	54.9	2	2 vehicles
33	9.9	3	3 vehicles
8	2.4	4	4 vehicles
4	1.2	5	5 vehicles
1	0.3	7	7 vehicles

Variable	Name	Format	Type	Length
v14B	ALL VEHICLE FORMS SUBMITTED		Numeric	3

NUMBER OF MOTOR VEHICLES INVOLVED IN ACCIDENT INCLUDING NOT IN-TRANSPORT VEHS

<u>N</u>	<u>Prcnt</u>	<u>Code</u>	<u>Label</u>
103	30.7	1	1 vehicle
183	54.6	2	2 vehicles
36	10.7	3	3 vehicles
8	2.4	4	4 vehicles
3	0.9	5	5 vehicles
1	0.3	6	6 vehicles
1	0.3	7	7 vehicles

Variable	Name	Format	Type	Length
v15	NUMBER OF PERSON FORMS	FNUMPERS	Numeric	3

NUMBER OF PERSONS INVOLVED IN ACCIDENT

Does not include uninjured bus or railway train occupants

<u>N</u>	<u>Prcnt</u>	<u>Code</u>	<u>Label</u>
2	0.6	1	1 person
155	46.3	2	2 persons
62	18.5	3	3 persons
35	10.4	4	4 persons
25	7.5	5	5 persons
14	4.2	6	6 persons
6	1.8	7	7 persons
4	1.2	8	8 persons
6	1.8	9	9 persons
2	0.6	10	10 persons
3	0.9	11	11 persons
2	0.6	12	12 persons
2	0.6	13	13 persons
2	0.6	14	14 persons
3	0.9	15	15 persons
1	0.3	16	16 persons
1	0.3	17	17 persons
1	0.3	18	18 persons
1	0.3	19	19 persons
1	0.3	23	23 persons
2	0.6	26	26 persons
1	0.3	31	31 persons
1	0.3	43	43 persons
1	0.3	44	44 persons

BUSES INVOLVED FATAL ACCIDENTS, 2006
FARS ACCIDENT VARIABLES

<u>N</u>	<u>Prcnt</u>	<u>Code</u>	<u>Label</u>
1	0.3	46	46 persons
1	0.3	53	53 persons

Variable	Name	Format	Type	Length
v16	LAND USE	V16_F	Numeric	3

LAND USE – FHWA CLASSIFICATION

Recode of Roadway Function Class (v18)

<u>N</u>	<u>Prcnt</u>	<u>Code</u>	<u>Label</u>
213	63.6	1	Urban area
121	36.1	2	Rural area
1	0.3	9	Unknown

Variable	Name	Format	Type	Length
v17	NATIONAL HIGHWAY SYSTEM	FNHS94F	Numeric	3

National Highway System (NHS) includes the entire Interstate System, and consists of principal arterial system routes and some Strategic Highway Network connectors functionally classified below principal arterial.

<u>N</u>	<u>Prcnt</u>	<u>Code</u>	<u>Label</u>
249	74.3	0	This section is not on the NHS
85	25.4	1	This section is on the NHS
1	0.3	9	Unknown if this section is on the NHS

Variable	Name	Format	Type	Length
v18	ROADWAY FUNCTION CLASS	FRFC87F	Numeric	3

<u>N</u>	<u>Prcnt</u>	<u>Code</u>	<u>Label</u>
Rural			
13	3.9	1	Principal arterial-interstate
25	7.5	2	Principal arterial-other
27	8.1	3	Minor arterial
22	6.6	4	Major collector
7	2.1	5	Minor collector
26	7.8	6	Local road or street
1	0.3	9	Unknown rural
Urban			
19	5.7	11	Principal arterial-interstate

BUSES INVOLVED IN FATAL ACCIDENTS, 2006
FARS ACCIDENT VARIABLES

<u>N</u>	<u>Prcnt</u>	<u>Code</u>	<u>Label</u>
8	2.4	12	Principal arterial-other freeways
72	21.5	13	Other principal arterial
46	13.7	14	Minor arterial
20	6.0	15	Collector
47	14.0	16	Local road or street
1	0.3	19	Unknown urban
1	0.3	99	Unknown

Variable	Name	Format	Type	Length
v19	ROUTE SIGNING	FRTSIGN	Numeric	3

<u>N</u>	<u>Prcnt</u>	<u>Code</u>	<u>Label</u>
29	8.7	1	Interstate
38	11.3	2	U.S. highway
80	23.9	3	State highway
49	14.6	4	County road
			Local Street
18	5.4	5	Township
110	32.8	6	Municipality
1	0.3	7	Frontage road
10	3.0	8	Other

Variable	Name	Format	Type	Length
v20	TRAFFICWAY IDENTIFIER #1		Char	20

<u>N</u>	<u>Prcnt</u>	<u>Code</u>	<u>Label</u>
1	0.3	10 AVE	
		-	Roadway identifier
1	0.3	US-90	

Variable	Name	Format	Type	Length
v20_2	TRAFFICWAY IDENTIFIER #2		Char	20

<u>N</u>	<u>Prcnt</u>	<u>Code</u>	<u>Label</u>
2	0.6	0	
		-	Roadway identifier
1	0.3	MARKET ST	

BUSES INVOLVED FATAL ACCIDENTS, 2006
FARS ACCIDENT VARIABLES

Variable	Name	Format	Type	Length
v21	MILEPOINT		Numeric	4

<u>N</u>	<u>Prcnt</u>	<u>Code</u>	<u>Label</u>
139	41.5	0	None
2	0.6	1	
		-	Actual to nearest .1 mile
1	0.3	3410	
43	12.8	99999	Unknown

Variable	Name	Format	Type	Length
v22	SPECIAL JURISDICTION	FSPECJUR	Numeric	3

<u>N</u>	<u>Prcnt</u>	<u>Code</u>	<u>Label</u>
333	99.4	0	No special jurisdiction
0	0.0	1	National Park Service
0	0.0	2	Military
0	0.0	3	Indian reservation
0	0.0	4	College/University campus
0	0.0	5	Other Federal properties
2	0.6	8	Other

Variable	Name	Format	Type	Length
v23	FIRST HARMFUL EVENT	FFHE82F	Numeric	3

1st EVENT CAUSING INJURY/PROPERTY DAMAGE

<u>N</u>	<u>Prcnt</u>	<u>Code</u>	<u>Label</u>
2	0.6	1	Overturn/rollover
0	0.0	2	Fire/explosion
0	0.0	3	Immersion
0	0.0	4	Gas inhalation
2	0.6	5	Fell/jumped from vehicle
1	0.3	6	Injured in vehicle (other than cargo/equipment loss/shift)
1	0.3	7	Other noncollision
87	26.0	8	Pedestrian
12	3.6	9	Pedalcycle
0	0.0	10	Railway train
0	0.0	11	Animal
207	61.8	12	Motor vehicle in-transport on same roadway
6	1.8	13	Motor vehicle in-transport on different roadway
1	0.3	14	Parked motor vehicle (not in transport)
0	0.0	15	Nonmotorist on personal conveyance
0	0.0	16	Thrown/falling object (other than cargo/equipment loss/shift)

BUSES INVOLVED IN FATAL ACCIDENTS, 2006
FARS ACCIDENT VARIABLES

<u>N</u>	<u>Prcnt</u>	<u>Code</u>	<u>Label</u>
0	0.0	17	Boulder
0	0.0	18	Other object (not fixed)
0	0.0	19	Building
0	0.0	20	Impact attenuator/crash cushion
1	0.3	21	Bridge pier or abutment
0	0.0	22	Bridge parapet end
0	0.0	23	Bridge rail
1	0.3	24	Guardrail face
4	1.2	25	Concrete traffic barrier
0	0.0	26	Other traffic barrier
0	0.0	27	Highway/traffic sign post/sign
0	0.0	28	Overhead sign support/sign
1	0.3	29	Luminaire/light support
0	0.0	30	Utility pole
1	0.3	31	Other post, other pole or other supports
1	0.3	32	Culvert
2	0.6	33	Curb
1	0.3	34	Ditch
0	0.0	35	Embankment - earth
0	0.0	36	Embankment - rock, stone or concrete
1	0.3	37	Embankment - material type unknown
0	0.0	38	Fence
0	0.0	39	Wall
0	0.0	40	Fire hydrant
0	0.0	41	Shrubbery
0	0.0	42	Tree (standing tree only)
0	0.0	43	Other fixed object
0	0.0	44	Pavement surface irregularity (pothole, etc.)
0	0.0	45	Working motor vehicle (construction, maintenance, utility)
0	0.0	46	Traffic signal support/signal
0	0.0	47	Vehicle occupant struck or run over by own vehicle
0	0.0	48	Snow bank
0	0.0	49	Ridden animal or animal-drawn conveyance
1	0.3	50	Bridge overhead structure
0	0.0	51	Jackknife (causing injury or damage)
1	0.3	52	Guardrail end
0	0.0	53	Mail box
0	0.0	54	Motor vehicle in-transport strikes or is struck by objects set-in-motion by another vehicle in-transport
0	0.0	55	Other not-in-transport motor vehicle
0	0.0	60	Cargo/equipment loss or shift (causing injury or damage)
1	0.3	99	Unknown

The following list shows the code values given above grouped by collision type.

Noncollision Event
01=Overturn/rollover
02=Fire/explosion

BUSES INVOLVED FATAL ACCIDENTS, 2006
FARS ACCIDENT VARIABLES

- 03=Immersion
- 04=Gas inhalation
- 05=Fell/jumped from vehicle
- 06=Injured in vehicle (other than cargo/equipment loss or shift)
- 07=Other noncollision
- 16=Thrown or falling object (other than cargo/equipment loss or shift)
- 44=Pavement surface irregularity (pothole, grooved, grates)
- 47=Vehicle occupant struck or run over by own vehicle
- 51=Jackknife (causing injury or damage)
- 60=Cargo/equipment loss or shift (causing injury or damage)

Collision with Motor Vehicle

Collision Involving Motor Vehicles In-Transport

- 12=Motor vehicle in-transport
- 13=Motor vehicle in-transport on different roadway
- 54=Motor vehicle in-transport strikes or is struck by cargo, persons, or objects set-in-motion from/by another motor vehicle in-transport

Collision Involving Motor Vehicles Not In-Transport

- 14=Parked motor vehicle (not in-transport)
- 45=Working motor vehicle (construction, maintenance or utility vehicle only)
- 55=Other not in-transport motor vehicle

Collision with Object Not Fixed

- 08=Pedestrian
- 09=Pedalcycle
- 10=Railway train
- 11=Animal
- 15=Nonmotorist on personal conveyance
- 18=Other object (not fixed)
- 49=Ridden animal or animal-drawn conveyance

Collision with Fixed Object

- 17=Boulder
- 19=Building
- 20=Impact attenuator/crash cushion
- 21=Bridge pier or abutment
- 22=Bridge parapet end
- 23=Bridge rail
- 24=Guardrail face
- 25=Concrete traffic barrier
- 26=Other traffic barrier
- 27=Highway/traffic sign post/sign
- 28=Overhead sign support/sign
- 29=Luminaire/light support
- 30=Utility pole
- 31=Other post, other pole or other support
- 32=Culvert
- 33=Curb
- 34=Ditch
- 35=Embankment – earth
- 36=Embankment – rock, stone or concrete
- 37=Embankment – material type unknown
- 38=Fence

BUSES INVOLVED IN FATAL ACCIDENTS, 2006
FARS ACCIDENT VARIABLES

39=Wall
40=Fire hydrant
41=Shrubbery
42=Tree (standing tree only)
43=Other fixed object
46=Traffic signal support/signal
48=Collision with snow bank
50=Bridge overhead structure
52=Guardrail end
53=Mail box

Variable	Name	Format	Type	Length
v24	MANNER OF COLLISION	FCOLL02F	Numeric	3

<u>N</u>	<u>Prcnt</u>	<u>Code</u>	<u>Label</u>
120	35.8	0	Not a collision with a motor-vehicle
51	15.2	1	Front-to-rear (includes rear-end)
58	17.3	2	Front-to-front (includes head-on)
7	2.1	3	Angle - front-to-side, same direction
24	7.2	4	Angle - front-to-side, opposite direction
58	17.3	5	Angle - front-to-side, right angle (including broadside)
5	1.5	6	Angle - front-to-side /angle – direction not specified
5	1.5	7	Sideswipe - same direction
6	1.8	8	Sideswipe - opposite direction
0	0.0	9	Rear-to-side
0	0.0	10	Rear-to-rear
0	0.0	11	Other (end-swipes and others)
1	0.3	99	Unknown

Variable	Name	Format	Type	Length
v25	RELATION TO JUNCTION	FJUNCT	Numeric	3

<u>N</u>	<u>Prcnt</u>	<u>Code</u>	<u>Label</u>
Noninterchange			
173	51.6	1	Non-junction
111	33.1	2	Intersection
31	9.3	3	Intersection Related
3	0.9	4	Driveway, alley access, etc.
3	0.9	5	Entrance/exit ramp related
2	0.6	6	Rail grade crossing
0	0.0	7	Crossover-related
7	2.1	8	Driveway Access related
0	0.0	9	Unknown

BUSES INVOLVED FATAL ACCIDENTS, 2006
FARS ACCIDENT VARIABLES

<u>N</u>	<u>Prcnt</u>	<u>Code</u>	<u>Label</u>
			Interchange area
0	0.0	10	Intersection
2	0.6	11	Intersection related
0	0.0	12	Driveway access
0	0.0	13	Entrance/exit ramp related
0	0.0	14	Crossover-related
2	0.6	15	Other location in interchange
0	0.0	19	Unknown interchange area
1	0.3	99	Unknown

Variable	Name	Format	Type	Length
v26	RELATION TO ROADWAY	FRDWY98F	Numeric	3

<u>N</u>	<u>Prcnt</u>	<u>Code</u>	<u>Label</u>
314	93.7	1	On roadway
8	2.4	2	Shoulder
3	0.9	3	Median
8	2.4	4	Roadside
1	0.3	5	Outside trafficway/outside right-of-way
1	0.3	6	Off roadway - location unknown
0	0.0	7	In parking lane
0	0.0	8	Gore
0	0.0	10	Separator
0	0.0	11	Two-way continuous left-turn lane

Variable	Name	Format	Type	Length
v27	TRAFFICWAY FLOW	FFLOW03F	Numeric	3

A trafficway may include several roadways if it is a physically divided highway. Trafficways are not physically divided unless the divider is a median, barrier or other constructed device. Pavement markings do not qualify.

<u>N</u>	<u>Prcnt</u>	<u>Code</u>	<u>Label</u>
218	65.1	1	Not physically divided (two way trafficway)
53	15.8	2	Divided highway, median strip (no traffic barrier)
35	10.4	3	Divided highway, median strip (with traffic barrier)
6	1.8	4	One way trafficway
14	4.2	5	Not physically divided (with 2-way continuous left turn lane)
3	0.9	6	Entrance/exit ramp
6	1.8	9	Unknown

Variable	Name	Format	Type	Length
v28	NUMBER OF TRAVEL LANES	FLANES	Numeric	3

A roadway is one part of a divided trafficway or, if undivided, the same as the trafficway. It refers to the roadway on which the vehicle precipitating the accident was traveling. Only lanes open for travel are counted. Turn lanes are therefore excluded.

<u>N</u>	<u>Prcnt</u>	<u>Code</u>	<u>Label</u>
3	0.9	1	1 lane
221	66.0	2	2 lanes
32	9.6	3	3 lanes
61	18.2	4	4 lanes
2	0.6	5	5 lanes
4	1.2	6	6 lanes
2	0.6	7	7 or more lanes
10	3.0	9	Unknown

Variable	Name	Format	Type	Length
v29	SPEED LIMIT	FSPLMT	Numeric	3

<u>N</u>	<u>Prcnt</u>	<u>Code</u>	<u>Label</u>
1	0.3	0	No statutory limit
0	0.0	5	5 mph
0	0.0	10	10 mph
3	0.9	15	15 mph
1	0.3	20	20 mph
29	8.7	25	25 mph
30	9.0	30	30 mph
56	16.7	35	35 mph
28	8.4	40	40 mph
48	14.3	45	45 mph
13	3.9	50	50 mph
59	17.6	55	55 mph
6	1.8	60	60 mph
20	6.0	65	65 mph
12	3.6	70	70 mph
1	0.3	75	75 mph
28	8.4	99	Unknown

BUSES INVOLVED FATAL ACCIDENTS, 2006
FARS ACCIDENT VARIABLES

Variable	Name	Format	Type	Length
v30	ROADWAY ALIGNMENT	FALIG	Numeric	3

<u>N</u>	<u>Prcnt</u>	<u>Code</u>	<u>Label</u>
296	88.4	1	Straight
39	11.6	2	Curve

Variable	Name	Format	Type	Length
v31	ROADWAY PROFILE	FGRAD82F	Numeric	3

<u>N</u>	<u>Prcnt</u>	<u>Code</u>	<u>Label</u>
246	73.4	1	Level
70	20.9	2	Grade
6	1.8	3	Hillcrest
4	1.2	4	Sag
9	2.7	9	Unknown

Variable	Name	Format	Type	Length
v32	ROADWAY SURFACE TYPE	FPAVE	Numeric	3

<u>N</u>	<u>Prcnt</u>	<u>Code</u>	<u>Label</u>
25	7.5	1	Concrete
294	87.8	2	Blacktop, bituminous, or asphalt
0	0.0	3	Brick or block
2	0.6	4	Slag, gravel or stone
0	0.0	5	Dirt
0	0.0	8	Other
14	4.2	9	Unknown

Variable	Name	Format	Type	Length
v33	ROADWY SURFACE CONDITION	FSURFCON	Numeric	3

ROADWAY SURFACE CONDITION

<u>N</u>	<u>Prcnt</u>	<u>Code</u>	<u>Label</u>
287	85.7	1	Dry
41	12.2	2	Wet
3	0.9	3	Snow or slush
3	0.9	4	Ice
0	0.0	5	Sand, dirt, oil
0	0.0	8	Other
1	0.3	9	Unknown

Variable	Name	Format	Type	Length
v34	TRAFFIC CONTROL DEVICE	FTRCN82F	Numeric	3

<u>N</u>	<u>Prcnt</u>	<u>Code</u>	<u>Label</u>
196	58.5	0	No controls
*** Not at Railroad Grade Crossing ***			
Highway traffic signals			
6	1.8	1	Traffic control signal (on colors) without pedestrian signal
20	6.0	2	Traffic control (on colors) with pedestrian signal
47	14.0	3	Traffic control signal (on colors) not known if pedestrian signal
3	0.9	4	Flashing traffic control signal
0	0.0	5	Flashing beacon
0	0.0	6	Flashing highway traffic signal, type unknown
0	0.0	7	Lane use control signal
3	0.9	8	Other highway traffic signal
1	0.3	9	Unknown highway traffic signal
Regulatory signs			
42	12.5	20	Stop sign
1	0.3	21	Yield sign
8	2.4	28	Other regulatory sign
1	0.3	29	Unknown type regulatory sign
School zone signs			
1	0.3	30	School speed limit sign
0	0.0	31	School advance or crossing sign
0	0.0	38	Other school related sign
0	0.0	39	Unknown type school zone sign
Warning signs			
1	0.3	40	Warning sign
0	0.0	41	Electronic warning sign
Miscellaneous not at railroad crossing			
1	0.3	50	Officer, crossing guard, flagman, etc.
*** At Railroad Grade Crossing ***			
Active devices			
0	0.0	60	Gates
0	0.0	61	Flashing lights
0	0.0	62	Traffic control signal
0	0.0	63	Wigwags

BUSES INVOLVED FATAL ACCIDENTS, 2006
FARS ACCIDENT VARIABLES

<u>N</u>	<u>Prcnt</u>	<u>Code</u>	<u>Label</u>
0	0.0	64	Bells
0	0.0	68	Other train activated device
0	0.0	69	Active device, type unknown
Passive devices			
0	0.0	70	Cross-bucks
0	0.0	72	Other railroad crossing sign
0	0.0	73	Special warning device - watchman, flagged by crew
0	0.0	78	Other passive device
0	0.0	79	Passive device, type unknown
Miscellaneous devices at railroad crossing			
2	0.6	80	Grade crossing controlled, type unknown
*** Whether or Not at Railroad Grade Crossing ***			
0	0.0	98	Other
2	0.6	99	Unknown

Variable	Name	Format	Type	Length
v35	TRAFFIC CONT FUNCTIONING	FTCFUNC	Numeric	3

TRAFFIC CONTROL FUNCTIONING

<u>N</u>	<u>Prcnt</u>	<u>Code</u>	<u>Label</u>
196	58.5	0	No controls
1	0.3	1	Device not functioning
0	0.0	2	Device functioning - functioning improperly
134	40.0	3	Device functioning properly
4	1.2	9	Unknown

Variable	Name	Format	Type	Length
v36	HIT AND RUN	FHIT05F	Numeric	3

<u>N</u>	<u>Prcnt</u>	<u>Code</u>	<u>Label</u>
328	97.9	0	No hit and run
2	0.6	1	Driver left scene after collision with vehicle in-transport
4	1.2	2	Driver left scene after collision with person not in a vehicle
0	0.0	3	Driver left scene after collision with parked/stopped/off roadway/in motion outside trafficway vehicle or object
1	0.3	4	Driver left scene after non-collision accident
0	0.0	5	Hit/run - other involved person left scene

Variable	Name	Format	Type	Length
v37	LIGHT CONDITION	FLIGHT	Numeric	3

<u>N</u>	<u>Prcnt</u>	<u>Code</u>	<u>Label</u>
233	69.6	1	Daylight
37	11.0	2	Dark
48	14.3	3	Dark but lighted
8	2.4	4	Dawn
7	2.1	5	Dusk
2	0.6	9	Unknown

Variable	Name	Format	Type	Length
v38	ATMOSPHERIC CONDITIONS	FATM82F	Numeric	3

<u>N</u>	<u>Prcnt</u>	<u>Code</u>	<u>Label</u>
291	86.9	1	No adverse atmospheric condition
29	8.7	2	Rain (mist)
1	0.3	3	Sleet (hail)
2	0.6	4	Snow
10	3.0	5	Fog
0	0.0	6	Rain and fog
0	0.0	7	Sleet and fog
0	0.0	8	Other (smog, smoke, blowing sand, or dust)
2	0.6	9	Unknown

Variable	Name	Format	Type	Length
v39	CONSTRUCTION/MAINT ZONE	FCMZ82F	Numeric	3

CONSTRUCTION OR MAINTENANCE ZONE

Identifies accidents that occurred in a construction or maintenance zone. Use of this code does not imply that the accident was caused by the construction/maintenance activity or zone.

<u>N</u>	<u>Prcnt</u>	<u>Code</u>	<u>Label</u>
329	98.2	0	None
5	1.5	1	Construction
0	0.0	2	Maintenance
0	0.0	3	Utility
1	0.3	4	Work zone, type unknown

BUSES INVOLVED FATAL ACCIDENTS, 2006
FARS ACCIDENT VARIABLES

Variable	Name	Format	Type	Length
v40	EMS NOTIFIED - HOUR		Numeric	3
<u>N</u>	<u>Prcnt</u>	<u>Code</u>	<u>Label</u>	
5	1.5	0	Not notified	
2	0.6	1		
		-	Hour	
3	0.9	23		
170	50.7	99	Unknown	
Variable	Name	Format	Type	Length
v41	EMS NOTIFIED – MINUTE		Numeric	3
<u>N</u>	<u>Prcnt</u>	<u>Code</u>	<u>Label</u>	
10	3.0	0	Not notified or on hour	
2	0.6	1		
		-	Minute	
2	0.6	59		
170	50.7	99	Unknown	
Variable	Name	Format	Type	Length
v42	EMS ARRIVAL – HOUR		Numeric	3
<u>N</u>	<u>Prcnt</u>	<u>Code</u>	<u>Label</u>	
5	1.5	0	Not notified	
1	0.3	1		
		-	Hour	
4	1.2	23		
171	51.0	99	Unknown	
Variable	Name	Format	Type	Length
v43	EMS ARRIVAL - MINUTE		Numeric	3
<u>N</u>	<u>Prcnt</u>	<u>Code</u>	<u>Label</u>	
5	1.5	0	Not notified or on hour	
6	1.8	1		
		-	Minute	
1	0.3	57		
1	0.3	97	Officially canceled	
179	53.4	99	Unknown	

Variable	Name	Format	Type	Length
v46	SCHOOL BUS RELATED	FYESNO	Numeric	3

Identifies accidents in which a school bus was directly or indirectly involved, such as an accident involving children alighting from a school bus. The school bus does not have to be a traffic unit in the accident.

<u>N</u>	<u>Prcnt</u>	<u>Code</u>	<u>Label</u>
208	62.1	0	No
127	37.9	1	Yes

Variable	Name	Format	Type	Length
v48	RAIL GRADE CROSSING ID		Char	7

RAIL GRADE CROSSING ID – FRA CODE

<u>N</u>	<u>Prcnt</u>	<u>Code</u>	<u>Label</u>
333	99.4	0000000	Not applicable
2	0.6	8720990	FRA Code

Variable	Name	Format	Type	Length
v49	NUMBER FATALITIES IN ACC	FFATALS	Numeric	3

NUMBER OF FATALITIES IN ACCIDENT

<u>N</u>	<u>Prcnt</u>	<u>Code</u>	<u>Label</u>
0	0.0	0	0 killed
307	91.6	1	1 killed
23	6.9	2	2 killed
1	0.3	3	3 killed
1	0.3	4	4 killed
1	0.3	5	5 killed
1	0.3	6	6 killed
1	0.3	7	7 killed

Variable	Name	Format	Type	Length
v50	DAY OF WEEK	FDAYS	Numeric	3

<u>N</u>	<u>Prcnt</u>	<u>Code</u>	<u>Label</u>
15	4.5	1	Sunday
75	22.4	2	Monday
52	15.5	3	Tuesday
48	14.3	4	Wednesday
64	19.1	5	Thursday

BUSES INVOLVED FATAL ACCIDENTS, 2006
FARS ACCIDENT VARIABLES

<u>N</u>	<u>Prcnt</u>	<u>Code</u>	<u>Label</u>
55	16.4	6	Friday
26	7.8	7	Saturday

Variable	Name	Format	Type	Length
v51	NUMBER DRINKING DRIVERS	FDRUNKDR	Numeric	3

<u>N</u>	<u>Prcnt</u>	<u>Code</u>	<u>Label</u>
279	83.3	0	0 drivers
53	15.8	1	1 driver
2	0.6	2	2 drivers
1	0.3	3	3 drivers

Variable	Name	Format	Type	Length
v52	ACCIDENT DATE - JULIAN		Numeric	8

The Julian date from March 1, 1900.

<u>N</u>	<u>Prcnt</u>	<u>Code</u>	<u>Label</u>
2	0.6	38659	January 2, 2006
		-	
1	0.3	39017	December 26, 2006

Variable	Name	Format	Type	Length
v53	NUMBER UNINJURED IN ACC	FUNINJ	Numeric	8

NUMBER OF UNINJURED IN ACCIDENT

<u>N</u>	<u>Prcnt</u>	<u>Code</u>	<u>Label</u>
91	27.2	0	0 uninjured
209	62.4	1	1 uninjured
23	6.9	2	2 uninjured
6	1.8	3	3 uninjured
2	0.6	4	4 uninjured
3	0.9	5	5 uninjured
1	0.3	6	6 uninjured

Variable	Name	Format	Type	Length
v54	NUMBER C-INJURED IN ACC	FCINJ	Numeric	8

NUMBER OF C-INJURED IN ACCIDENT

<u>N</u>	<u>Prcnt</u>	<u>Code</u>	<u>Label</u>
243	72.5	0	0 C-injured
42	12.5	1	1 C-injured
20	6.0	2	2 C-injured
9	2.7	3	3 C-injured
3	0.9	4	4 C-injured
5	1.5	5	5 C-injured
4	1.2	6	6 C-injured
2	0.6	7	7 C-injured
1	0.3	8	8 C-injured
1	0.3	9	9 C-injured
2	0.6	12	12 C-injured
1	0.3	14	14 C-injured
1	0.3	21	21 C-injured
1	0.3	38	38 C-injured

Variable	Name	Format	Type	Length
v55	NUMBER B-INJURED IN ACC	FBINJ	Numeric	8

NUMBER OF B-INJURED IN ACCIDENT

<u>N</u>	<u>Prcnt</u>	<u>Code</u>	<u>Label</u>
254	75.8	0	0 B-injured
35	10.4	1	1 B-injured
21	6.3	2	2 B-injured
3	0.9	3	3 B-injured
7	2.1	4	4 B-injured
3	0.9	5	5 B-injured
2	0.6	6	6 B-injured
3	0.9	7	7 B-injured
1	0.3	8	8 B-injured
2	0.6	10	10 B-injured
1	0.3	12	12 B-injured
1	0.3	20	20 B-injured
1	0.3	25	25 B-injured
1	0.3	40	40 B-injured

BUSES INVOLVED FATAL ACCIDENTS, 2006
FARS ACCIDENT VARIABLES

Variable	Name	Format	Type	Length
v56	NUMBER A-INJURED IN ACC	FAINJ	Numeric	8

NUMBER OF A-INJURED IN ACCIDENT

<u>N</u>	<u>Prcnt</u>	<u>Code</u>	<u>Label</u>
265	79.1	0	0 A-injured
36	10.7	1	1 A-injured
12	3.6	2	2 A-injured
8	2.4	3	3 A-injured
6	1.8	4	4 A-injured
4	1.2	5	5 A-injured
1	0.3	6	6 A-injured
1	0.3	7	7 A-injured
1	0.3	8	8 A-injured
1	0.3	38	38 A-injured

Variable	Name	Format	Type	Length
v57	NUMBER K-INJURED IN ACC	FKINJ	Numeric	8

NUMBER OF K-INJURED IN ACCIDENT

<u>N</u>	<u>Prcnt</u>	<u>Code</u>	<u>Label</u>
307	91.6	1	1 killed
23	6.9	2	2 killed
1	0.3	3	3 killed
1	0.3	4	4 killed
1	0.3	5	5 killed
1	0.3	6	6 killed
1	0.3	7	7 killed

Variable	Name	Format	Type	Length
v58	NUM UNK INJURED IN ACC	FUNKINJ	Numeric	8

NUMBER OF UNKNOWN INJURED IN ACCIDENT

<u>N</u>	<u>Prcnt</u>	<u>Code</u>	<u>Label</u>
328	97.9	0	0 unknown injured
4	1.2	1	1 unknown injured
2	0.6	3	3 unknown injured
1	0.3	48	48 unknown injured

Variable	Name	Format	Type	Length
v59	ACC RELATED FACTORS #1	FARF82F	Numeric	3

FACTORS AT ACCIDENT LEVEL – RESPONSE #1

<u>N</u>	<u>Prcnt</u>	<u>Code</u>	<u>Label</u>
314	93.7	0	None
0	0.0	1	Inadequate warning of exits, lanes narrowing, etc.
1	0.3	2	Shoulder design or condition
1	0.3	3	Other construction-created condition
0	0.0	4	No (or obscured) pavement marking
1	0.3	5	Surface under water
0	0.0	6	Inadequate construction or poor design of roadway, etc.
0	0.0	7	Surface washed out (caved in, road slippage)
Special circumstances			
0	0.0	13	Aggressive driving/road rage by non-contact vehicle driver
7	2.1	14	Motor vehicle struck by falling cargo, or something that came loose from, or something that was set-in-motion by a vehicle
1	0.3	15	Nonoccupant struck by falling cargo or something that came loose from, or something that was set-in-motion by a vehicle
3	0.9	16	Nonoccupant struck vehicle
0	0.0	17	Vehicle set-in-motion by nondriver
0	0.0	18	Date of accident & Date of EMS notification not same day
1	0.3	19	Recent previous accident scene nearby
2	0.6	20	Police pursuit involved
1	0.3	21	Within designated school zone
3	0.9	22	Speed limit is a statutory limit - state's "basic rule"

Variable	Name	Format	Type	Length
v60	ACC RELATED FACTORS #2	FARF82F	Numeric	3

FACTORS AT ACCIDENT LEVEL – RESPONSE #2

<u>N</u>	<u>Prcnt</u>	<u>Code</u>	<u>Label</u>
335	100.0	0	None

Variable	Name	Format	Type	Length
v61	ACC RELATED FACTORS #3	FARF82F	Numeric	3

FACTORS AT ACCIDENT LEVEL – RESPONSE #3

<u>N</u>	<u>Prcnt</u>	<u>Code</u>	<u>Label</u>
335	100.0	0	None

BUSES INVOLVED FATAL ACCIDENTS, 2006
FARS ACCIDENT VARIABLES

The VEHICLE Variables

Variables 104 through 178 describe the vehicle involved in the accident (i.e., the bus)

Variable	Name	Format	Type	Length
v104	VEHICLE NUMBER	FVEHNUM	Numeric	3

<u>N</u>	<u>Prcnt</u>	<u>Code</u>	<u>Label</u>
163	48.7	1	Vehicle #1
150	44.8	2	Vehicle #2
19	5.7	3	Vehicle #3
2	0.6	4	Vehicle #4
1	0.3	6	Vehicle #6

Variable	Name	Format	Type	Length
v105	UNIT TYPE	FUNIT	Numeric	3

<u>N</u>	<u>Prcnt</u>	<u>Code</u>	<u>Label</u>
335	100.0	1	Motor vehicle in-transport
0	0.0	2	Motor vehicle not in-transport within trafficway
0	0.0	3	Motor vehicle not in-transport outside trafficway
0	0.0	4	Working motor vehicle (construction, maintenance, utility only)

Variable	Name	Format	Type	Length
v107	NUMBER OF OCCUPANTS	FNUMOCC	Numeric	3

<u>N</u>	<u>Prcnt</u>	<u>Code</u>	<u>Label</u>
1	0.3	0	0 occupants
221	66.0	1	1 occupant
41	12.2	2	2 occupants
23	6.9	3	3 occupants
6	1.8	4	4 occupants
5	1.5	5	5 occupants
4	1.2	6	6 occupants
4	1.2	7	7 occupants
4	1.2	8	8 occupants
1	0.3	9	9 occupants
4	1.2	10	10 occupants
1	0.3	11	11 occupants
4	1.2	12	12 occupants
3	0.9	13	13 occupants
2	0.6	14	14 occupants
2	0.6	22	22 occupants
1	0.3	26	26 occupants
1	0.3	30	30 occupants

BUSES INVOLVED IN FATAL ACCIDENTS, 2006
FARS VEHICLE VARIABLES

<u>N</u>	<u>Prcnt</u>	<u>Code</u>	<u>Label</u>
1	0.3	41	41 occupants
2	0.6	44	44 occupants
1	0.3	53	53 occupants
3	0.9	97	Unknown – only injured reported

Variable	Name	Format	Type	Length
v108	VEHICLE MAKE	FMAKE91F	Numeric	3

<u>N</u>	<u>Prcnt</u>	<u>Code</u>	<u>Label</u>
1	0.3	7	Dodge
40	11.9	12	Ford
8	2.4	20	Chevrolet
5	1.5	23	GMC
5	1.5	82	Freightliner
56	16.7	84	International
1	0.3	89	White/Autocar-White/GMC
30	9.0	90	Bluebird
27	8.1	92	Gillag
26	7.8	93	MCI
25	7.5	94	Thomas Built
105	31.3	98	Other make
6	1.8	99	Unknown

Variable	Name	Format	Type	Length
v109	VEHICLE MAKE-MODEL	FMKMD91F	Numeric	4

<u>N</u>	<u>Prcnt</u>	<u>Code</u>	<u>Label</u>
1	0.3	7461	B-series van
25	7.5	12461	Ford E-series Van
1	0.3	12881	Ford Med/Hvy CBE
7	2.1	12981	Ford Medium bus
7	2.1	12988	Ford Other bus
3	0.9	20461	Chevrolet G-series van
5	1.5	20981	Chevrolet conventional bus (engine out front)
1	0.3	23461	GMC G-series Van / Savana
2	0.6	23981	GMC Bus B6000
2	0.6	23988	GMC Other bus
1	0.3	82883	Freightliner/White Med/Hvy COE high entry
1	0.3	82981	Freightliner/White Conventional bus
1	0.3	82982	Freightliner/White Bus-flat front, front engine
2	0.6	82988	Freightliner/White Other bus
50	14.9	84981	International Harvester/Navistar Conventional bus
2	0.6	84982	International Harvester/Navistar Bus-flat front, front engine
4	1.2	84988	International Harvester/Navistar Other bus

BUSES INVOLVED IN FATAL ACCIDENTS, 2006
 FARS VEHICLE VARIABLES

<u>N</u>	<u>Prcnt</u>	<u>Code</u>	<u>Label</u>
1	0.3	89983	White/Autocar/GMC Bus-flat front, rear engine
21	6.3	90981	Bluebird Conventional bus (engine out front)
4	1.2	90982	Bluebird Bus-flat front, front engine
1	0.3	90983	Bluebird Bus-flat front, rear engine
4	1.2	90988	Bluebird Other bus
15	4.5	92981	Gillig Conventional bus (engine out front)
1	0.3	92982	Gillig Bus-flat front, front engine
9	2.7	92983	Gillig Bus-flat front, rear engine
2	0.6	92988	Gillig Other bus
21	6.3	93981	MCI Conventional bus (engine out front)
1	0.3	93982	MCI Bus-flat front, front engine
2	0.6	93983	MCI Bus-flat front, rear engine
2	0.6	93988	MCI Other bus
1	0.3	94461	Thomas Built Van based school/shuttle bus
17	5.1	94981	Thomas Built Conventional bus (engine out front)
1	0.3	94982	Thomas Built Bus-flat front, front engine
1	0.3	94983	Thomas Built Bus-flat front, rear engine
5	1.5	94988	Thomas Built Other bus
1	0.3	98805	Other Make Oshkosh
5	1.5	98902	Other Make NeoPlan bus
1	0.3	98905	Other Make DINA
14	4.2	98907	Other Make Orion
8	2.4	98908	Other Make Van Hool
36	10.7	98981	Other Make Other Conventional bus
2	0.6	98982	Other Make Other Bus front engine
6	1.8	98983	Other Make Other Bus rear engine
32	9.6	98988	Other Make Other bus
2	0.6	99981	Unknown Make Unknown Conventional bus
4	1.2	99989	Unknown Make Unknown bus

Variable	Name	Format	Type	Length
v110	BODY TYPE	FBODY03F	Numeric	3

<u>N</u>	<u>Prcnt</u>	<u>Code</u>	<u>Label</u>
			Van based light truck, GVWR < 10,000 lbs
17	5.1	21	Large van (excludes moving van)
14	4.2	22	Step van or walk-in van
117	34.9	50	School bus
33	9.9	51	Cross country/intercity bus (i.e., Greyhound)
105	31.3	52	Transit bus (city bus)
20	6.0	58	Other bus type
27	8.1	59	Unknown bus type

BUSES INVOLVED IN FATAL ACCIDENTS, 2006
FARS VEHICLE VARIABLES

<u>N</u>	<u>Prcnt</u>	<u>Code</u>	<u>Label</u>
			Heavy/medium truck, GVWR > 10,000 lbs
1	0.3	61	Single unit straight truck (10,000 lbs < GVWR <= 19,500 lbs)
1	0.3	62	Single unit straight truck (19,500 lbs < GVWR <= 26,000 lbs)

Variable	Name	Format	Type	Length
v111	MODEL YEAR	FMODYR	Numeric	4

<u>N</u>	<u>Prcnt</u>	<u>Code</u>	<u>Label</u>
1	0.3	1972	1972
1	0.3	1978	1978
1	0.3	1982	1982
2	0.6	1983	1983
3	0.9	1987	1987
3	0.9	1988	1988
3	0.9	1989	1989
5	1.5	1990	1990
2	0.6	1991	1991
4	1.2	1992	1992
9	2.7	1993	1993
9	2.7	1994	1994
12	3.6	1995	1995
20	6.0	1996	1996
20	6.0	1997	1997
20	6.0	1998	1998
29	8.7	1999	1999
31	9.3	2000	2000
28	8.4	2001	2001
31	9.3	2002	2002
24	7.2	2003	2003
18	5.4	2004	2004
30	9.0	2005	2005
22	6.6	2006	2006
3	0.9	2007	2007
4	1.2	9999	Unknown

Variable	Name	Format	Type	Length
v112	VIN	\$12	Char	12

VEHICLE ID NUMBER – 1ST 12 POSITIONS

BUSES INVOLVED IN FATAL ACCIDENTS, 2006
 FARS VEHICLE VARIABLES

Variable	Name	Format	Type	Length
v123	REGISTRATION STATE	FREG_ST	Numeric	3

<u>N</u>	<u>Prcnt</u>	<u>Code</u>	<u>Label</u>
34	10.1	0	Not applicable
6	1.8	1	Alabama
0	0.0	2	Alaska
7	2.1	4	Arizona
0	0.0	5	Arkansas
12	3.6	6	California
4	1.2	8	Colorado
4	1.2	9	Connecticut
2	0.6	10	Delaware
4	1.2	11	District of Columbia
34	10.1	12	Florida
9	2.7	13	Georgia
5	1.5	15	Hawaii
0	0.0	16	Idaho
12	3.6	17	Illinois
5	1.5	18	Indiana
0	0.0	19	Iowa
5	1.5	20	Kansas
3	0.9	21	Kentucky
7	2.1	22	Louisiana
2	0.6	23	Maine
8	2.4	24	Maryland
4	1.2	25	Massachusetts
11	3.3	26	Michigan
2	0.6	27	Minnesota
3	0.9	28	Mississippi
2	0.6	29	Missouri
0	0.0	30	Montana
1	0.3	31	Nebraska
3	0.9	32	Nevada
0	0.0	33	New Hampshire
12	3.6	34	New Jersey
0	0.0	35	New Mexico
37	11.0	36	New York
2	0.6	37	North Carolina
0	0.0	38	North Dakota
17	5.1	39	Ohio
1	0.3	40	Oklahoma
2	0.6	41	Oregon
22	6.6	42	Pennsylvania
3	0.9	44	Rhode Island
8	2.4	45	South Carolina
0	0.0	46	South Dakota

BUSES INVOLVED IN FATAL ACCIDENTS, 2006
FARS VEHICLE VARIABLES

<u>N</u>	<u>Prcnt</u>	<u>Code</u>	<u>Label</u>
5	1.5	47	Tennessee
15	4.5	48	Texas
0	0.0	49	Utah
2	0.6	50	Vermont
2	0.6	51	Virginia
1	0.3	53	Washington
2	0.6	54	West Virginia
4	1.2	55	Wisconsin
1	0.3	56	Wyoming
2	0.6	92	No registration
6	1.8	93	Multiple state registration
0	0.0	95	U.S. government tags
0	0.0	96	Military vehicle
0	0.0	97	Foreign country
0	0.0	98	Other registration
2	0.6	99	Unknown

Variable	Name	Format	Type	Length
v124	REGISTERED VEHICLE OWNER	FROWNER	Numeric	3

<u>N</u>	<u>Prcnt</u>	<u>Code</u>	<u>Label</u>
36	10.7	0	N/A, vehicle not registered
6	1.8	1	Driver (in this crash) was registered owner
16	4.8	2	Driver not registered owner (other private owner listed)
272	81.2	3	Vehicle registered as business/company/government vehicle
2	0.6	4	Vehicle registered as rental vehicle
0	0.0	5	Vehicle was stolen (reported by police)
1	0.3	6	Driverless/vehicle parked/stopped off roadway/in motion outside trafficway
2	0.6	9	Unknown

Variable	Name	Format	Type	Length
v125	ROLLOVER	FROLL	Numeric	3

<u>N</u>	<u>Prcnt</u>	<u>Code</u>	<u>Label</u>
325	97.0	0	No rollover
2	0.6	1	First event
8	2.4	2	Subsequent event

Variable	Name	Format	Type	Length
v126	JACKKNIFE	FJK82F	Numeric	3

Identifies the loss of control of a truck in motion where the trailer yaws more than 15 degrees from its normal straight line path behind the cab.

<u>N</u>	<u>Prcnt</u>	<u>Code</u>	<u>Label</u>
333	99.4	0	Not an articulated vehicle
2	0.6	1	No
0	0.0	2	First event
0	0.0	3	Subsequent event

Variable	Name	Format	Type	Length
v127	TRAVEL SPEED	FTSPEED	Numeric	3

<u>N</u>	<u>Prcnt</u>	<u>Code</u>	<u>Label</u>
30	9.0	0	Stopped motor vehicle in-transport
2	0.6	2	
		-	Actual miles per hour
3	0.9	70	
108	32.2	98	Not reported
89	26.6	99	Unknown

Variable	Name	Format	Type	Length
v128	HAZARDOUS CARGO	FHAZ	Numeric	3

<u>N</u>	<u>Prcnt</u>	<u>Code</u>	<u>Label</u>
333	99.4	0	No
0	0.0	1	Yes, placarded
1	0.3	2	Yes, not placarded
0	0.0	3	Yes, unknown if placarded
1	0.3	9	Unknown

Variable	Name	Format	Type	Length
v129	VEHICLE TRAILERING	FVTOW87F	Numeric	3

Trailing unit applies to any device connected to a motor vehicle by a hitch, including tractor-trailer combinations, boat hitched onto a motor vehicle, etc. This does not include towed vehicles, such as a tow truck pulling a vehicle.

<u>N</u>	<u>Prcnt</u>	<u>Code</u>	<u>Label</u>
332	99.1	0	No
2	0.6	1	Yes, one trailer
0	0.0	2	Yes, two trailers

BUSES INVOLVED IN FATAL ACCIDENTS, 2006
FARS VEHICLE VARIABLES

<u>N</u>	<u>Prcnt</u>	<u>Code</u>	<u>Label</u>
0	0.0	3	Yes, three or more trailers
0	0.0	4	Yes, number of trailers unknown
0	0.0	5	Vehicle towing another motor vehicle
1	0.3	9	Unknown

Variable	Name	Format	Type	Length
v130	VEHICLE CONFIGURATION	FVCON01F	Numeric	3

<u>N</u>	<u>Prcnt</u>	<u>Code</u>	<u>Label</u>
16	4.8	0	Not applicable, not a medium/heavy truck or bus or vehicle displaying a hazardous material placard
2	0.6	1	Single Unit Truck (SUT): 2 axles, 6 tires
18	5.4	20	Bus (seats 9-15 people, including driver)
298	89.0	21	Bus (seats more than 15 people, including driver)
1	0.3	99	Unknown if light or medium/heavy truck or bus

Variable	Name	Format	Type	Length
v131	NUMBER OF AXLES	FAXLES	Numeric	3

<u>N</u>	<u>Prcnt</u>	<u>Code</u>	<u>Label</u>
16	4.8	0	Not applicable, not a medium/heavy truck or bus
191	57.0	2	2 axles
68	20.3	3	3 axles
59	17.6	98	Medium/heavy truck or bus, number of axles unknown
1	0.3	99	Unknown if light or medium/heavy truck or bus

Variable	Name	Format	Type	Length
v132	CARGO BODY TYPE	FCBT01F	Numeric	3

<u>N</u>	<u>Prcnt</u>	<u>Code</u>	<u>Label</u>
16	4.8	0	Not applicable, not a medium/heavy truck or bus
2	0.6	1	Van/enclosed box
0	0.0	2	Cargo tank
0	0.0	3	Flatbed
0	0.0	4	Dump
0	0.0	5	Concrete mixer
0	0.0	6	Auto transporter
0	0.0	7	Garbage/refuse
0	0.0	8	Grain, chips, gravel, etc
0	0.0	9	Pole
18	5.4	20	Bus (seats 9-15 people, including driver)
298	89.0	21	Bus (seats more than 15 people, including driver)
0	0.0	96	No cargo body type

<u>N</u>	<u>Prcnt</u>	<u>Code</u>	<u>Label</u>
0	0.0	97	Medium/heavy truck or bus, other cargo body type
0	0.0	98	Medium/heavy truck or bus, unknown cargo body type
1	0.3	99	Unknown if light or med/heavy truck or bus

Variable	Name	Format	Type	Length
v133	SPECIAL USE	FSPECIAL	Numeric	3

Indicates that the vehicle was used for a function other than the primary function for which it was designed.

<u>N</u>	<u>Prcnt</u>	<u>Code</u>	<u>Label</u>
314	93.7	0	No special use
0	0.0	1	Taxi
11	3.3	2	Vehicle used as school bus
7	2.1	3	Vehicle used as other bus
0	0.0	4	Military
0	0.0	5	Police
0	0.0	6	Ambulance
0	0.0	7	Firetruck
3	0.9	9	Unknown

Variable	Name	Format	Type	Length
v134	EMERGENCY USE	FYESNO	Numeric	3

Refers to a vehicle traveling with physical emergency signals in use, such as red light blinking, siren sounding, etc.

<u>N</u>	<u>Prcnt</u>	<u>Code</u>	<u>Label</u>
335	100.0	0	No
0	0.0	1	Yes

Variable	Name	Format	Type	Length
v135	IMPACT POINT - INITIAL	FIMPACTA	Numeric	3

<u>N</u>	<u>Prcnt</u>	<u>Code</u>	<u>Label</u>
5	1.5	0	Noncollision
13	3.9	1	1 o'clock
5	1.5	2	2 o'clock
5	1.5	3	3 o'clock
8	2.4	4	4 o'clock
10	3.0	5	5 o'clock
43	12.8	6	6 o'clock
5	1.5	7	7 o'clock

BUSES INVOLVED IN FATAL ACCIDENTS, 2006
FARS VEHICLE VARIABLES

<u>N</u>	<u>Prcnt</u>	<u>Code</u>	<u>Label</u>
6	1.8	8	8 o'clock
7	2.1	9	9 o'clock
7	2.1	10	10 o'clock
23	6.9	11	11 o'clock
185	55.2	12	12 o'clock
0	0.0	13	Top
8	2.4	14	Undercarriage
0	0.0	18	Vehicle set something in motion causing injury/damage (not a clock point)
5	1.5	99	Unknown

Variable	Name	Format	Type	Length
v136	IMPACT POINT - PRINCIPAL	FIMPACTA	Numeric	3

<u>N</u>	<u>Prcnt</u>	<u>Code</u>	<u>Label</u>
5	1.5	0	Noncollision
15	4.5	1	1 o'clock
4	1.2	2	2 o'clock
6	1.8	3	3 o'clock
6	1.8	4	4 o'clock
11	3.3	5	5 o'clock
42	12.5	6	6 o'clock
3	0.9	7	7 o'clock
5	1.5	8	8 o'clock
8	2.4	9	9 o'clock
9	2.7	10	10 o'clock
22	6.6	11	11 o'clock
179	53.4	12	12 o'clock
2	0.6	13	Top
14	4.2	14	Undercarriage
0	0.0	18	Vehicle set something in motion causing injury/damage (not a clock point)
4	1.2	99	Unknown

Variable	Name	Format	Type	Length
v137	EXTENT OF DEFORMATION	FEDEFORM	Numeric	3

<u>N</u>	<u>Prcnt</u>	<u>Code</u>	<u>Label</u>
49	14.6	0	None
72	21.5	2	Other (minor)
73	21.8	4	Functional (moderate)
131	39.1	6	Disabling (severe)
10	3.0	9	Unknown

Variable	Name	Format	Type	Length
v138	VEHICLE ROLE	FIMPAC	Numeric	3

<u>N</u>	<u>Prcnt</u>	<u>Code</u>	<u>Label</u>
5	1.5	0	Noncollision
176	52.5	1	Striking
144	43.0	2	Struck
7	2.1	3	Both
3	0.9	9	Unknown

Variable	Name	Format	Type	Length
v139	MANNER OF LEAVING SCENE	FTOW82F	Numeric	3

<u>N</u>	<u>Prcnt</u>	<u>Code</u>	<u>Label</u>
120	35.8	1	Driven
203	60.6	2	Towed away
12	3.6	9	Unknown

Variable	Name	Format	Type	Length
v140	FIRE OCCURRENCE	FFIRE	Numeric	3

<u>N</u>	<u>Prcnt</u>	<u>Code</u>	<u>Label</u>
331	98.8	0	No fire
4	1.2	1	Fire occurred in vehicle during accident

Variable	Name	Format	Type	Length
v142	VEHICLE MANEUVER	FV_MAN	Numeric	3

<u>N</u>	<u>Prcnt</u>	<u>Code</u>	<u>Label</u>
201	60.0	1	Going straight
8	2.4	2	Slowing or stopping in traffic lane
7	2.1	3	Starting in traffic lane
32	9.6	4	Stopped in traffic lane
3	0.9	5	Passing or overtaking another vehicle
6	1.8	6	Leaving a parked position
0	0.0	7	Parked
1	0.3	8	Entering a parked position
5	1.5	9	Controlled maneuver to avoid animal, pedestrian, object, vehicle, etc.
2	0.6	10	Turning right: Right Turn On Red (RTOR) permitted
0	0.0	11	Turning right: RTOR not permitted
6	1.8	12	Turning right: RTOR not known if permitted or n/a

BUSES INVOLVED IN FATAL ACCIDENTS, 2006
FARS VEHICLE VARIABLES

<u>N</u>	<u>Prcnt</u>	<u>Code</u>	<u>Label</u>
45	13.4	13	Turning left
2	0.6	14	Making a U-turn
0	0.0	15	Backing up (other than for parking purposes)
2	0.6	16	Changing lanes or merging
14	4.2	17	Negotiating a curve
0	0.0	98	Other
1	0.3	99	Unknown

Variable	Name	Format	Type	Length
v143	CRASH AVOIDANCE MANUEVER	FCAVOID	Numeric	3

<u>N</u>	<u>Prcnt</u>	<u>Code</u>	<u>Label</u>
183	54.6	0	No avoidance maneuver reported
11	3.3	1	Braking (skidmarks evident)
8	2.4	2	Braking (no skidmarks; driver stated)
3	0.9	3	Braking (other reported evidence)
20	6.0	4	Steering (evidence or stated)
16	4.8	5	Steering & braking (evidence or stated)
1	0.3	6	Other avoidance maneuver
93	27.8	8	Not reported/inconclusive (by Police)

Variable	Name	Format	Type	Length
v144	MOST HARMFUL EVENT	FFHE82F	Numeric	3

<u>N</u>	<u>Prcnt</u>	<u>Code</u>	<u>Label</u>
7	2.1	1	Overturn/rollover
2	0.6	2	Fire/explosion
0	0.0	3	Immersion
0	0.0	4	Gas inhalation
1	0.3	5	Fell/jumped from vehicle
1	0.3	6	Injured in vehicle (other than cargo/equipment loss/shift)
2	0.6	7	Other noncollision
85	25.4	8	Pedestrian
12	3.6	9	Pedalcycle
0	0.0	10	Railway train
0	0.0	11	Animal
214	63.9	12	Motor vehicle in-transport on same roadway
1	0.3	13	Motor vehicle in-transport on different roadway
0	0.0	14	Parked motor vehicle (not in-transport)
0	0.0	15	Nonmotorist on personal conveyance
0	0.0	16	Thrown/falling object (other than cargo/equipment loss/shift)
0	0.0	17	Boulder
1	0.3	18	Other object (not fixed)
0	0.0	19	Building

BUSES INVOLVED IN FATAL ACCIDENTS, 2006
FARS VEHICLE VARIABLES

<u>N</u>	<u>Prcnt</u>	<u>Code</u>	<u>Label</u>
0	0.0	20	Impact attenuator/crash cushion
2	0.6	21	Bridge pier or abutment
0	0.0	22	Bridge parapet end
0	0.0	23	Bridge rail
0	0.0	24	Guardrail face
1	0.3	25	Concrete traffic barrier
0	0.0	26	Other traffic barrier
1	0.3	27	Highway/traffic sign post/sign
0	0.0	28	Overhead sign support/sign
2	0.6	29	Luminaire/light support
0	0.0	30	Utility pole
0	0.0	31	Other post, other pole or other supports
0	0.0	32	Culvert
0	0.0	33	Curb
0	0.0	34	Ditch
0	0.0	35	Embankment - earth
1	0.3	36	Embankment - rock, stone or concrete
0	0.0	37	Embankment - material type unknown
0	0.0	38	Fence
0	0.0	39	Wall
0	0.0	40	Fire hydrant
0	0.0	41	Shrubbery
0	0.0	42	Tree (standing tree only)
0	0.0	43	Other fixed object
0	0.0	44	Pavement surface irregularity (pothole, etc.)
0	0.0	45	Working motor vehicle (construction, maintenance, utility)
0	0.0	46	Traffic signal support/signal
0	0.0	47	Vehicle occupant struck or run over by own vehicle
0	0.0	48	Snow bank
0	0.0	49	Ridden animal or animal-drawn conveyance
1	0.3	50	Bridge overhead structure
0	0.0	51	Jackknife (causing injury or damage)
0	0.0	52	Guardrail end
0	0.0	53	Mail box
0	0.0	54	Motor vehicle in-transport strikes or struck by objects set-in-motion by another vehicle in-transport
0	0.0	55	Other not-in-transport motor vehicle
0	0.0	60	Cargo/equipment loss or shift (causing injury or damage)
1	0.3	99	Unknown

The following list shows the code values given above grouped by collision type.

- Noncollision Event
- 01=Overturn/rollover
- 02=Fire/explosion
- 03=Immersion
- 04=Gas inhalation

- 05=Fell/jumped from vehicle
- 06=Injured in vehicle (other than cargo/equipment loss or shift)
- 07=Other noncollision
- 16=Thrown or falling object (other than cargo/equipment loss or shift)
- 44=Pavement surface irregularity (pothole, grooved, grates)
- 47=Vehicle occupant struck or run over by own vehicle
- 51=Jackknife (causing injury or damage)
- 60=Cargo/equipment loss or shift (causing injury or damage)

Collision with Motor Vehicle

Collision Involving Motor Vehicles In-Transport

- 12=Motor vehicle in-transport
- 13=Motor vehicle in-transport on different roadway
- 54=Motor vehicle in-transport strikes or is struck by cargo, persons, or objects set-in-motion from/by another motor vehicle in-transport

Collision Involving Motor Vehicles Not In-Transport

- 14=Parked motor vehicle (not in-transport)
- 45=Working motor vehicle (construction, maintenance or utility vehicle only)
- 55=Other not in-transport motor vehicle

Collision with Object Not Fixed

- 08=Pedestrian
- 09=Pedalcycle
- 10=Railway train
- 11=Animal
- 15=Nonmotorist on personal conveyance
- 18=Other object (not fixed)
- 49=Ridden animal or animal-drawn conveyance

Collision with Fixed Object

- 17=Boulder
- 19=Building
- 20=Impact attenuator/crash cushion
- 21=Bridge pier or abutment
- 22=Bridge parapet end
- 23=Bridge rail
- 24=Guardrail face
- 25=Concrete traffic barrier
- 26=Other traffic barrier
- 27=Highway/traffic sign post/sign
- 28=Overhead sign support/sign
- 29=Luminaire/light support
- 30=Utility pole
- 31=Other post, other pole or other support
- 32=Culvert
- 33=Curb
- 34=Ditch
- 35=Embankment – earth
- 36=Embankment – rock, stone or concrete
- 37=Embankment – material type unknown
- 38=Fence
- 39=Wall
- 40=Fire hydrant

- 41=Shrubby
- 42=Tree (standing tree only)
- 43=Other fixed object
- 46=Traffic signal support/signal
- 48=Collision with snow bank
- 50=Bridge overhead structure
- 52=Guardrail end
- 53=Mail box

Variable	Name	Format	Type	Length
v145	NUMBER OF DEATHS IN VEH	FVDEATH	Numeric	3

NUMBER OF DEATHS IN VEHICLE

<u>N</u>	<u>Prcnt</u>	<u>Code</u>	<u>Label</u>
309	92.2	0	0 deaths
19	5.7	1	1 death
5	1.5	2	2 deaths
1	0.3	4	4 deaths
1	0.3	5	5 deaths

Variable	Name	Format	Type	Length
v151	VIN TRUCK FUEL CODE	V151_F	Numeric	4

<u>N</u>	<u>Prcnt</u>	<u>Code</u>	<u>Label</u>
0	0.0	1	(E) Electric operated
25	7.5	2	(G) Gas
99	29.6	3	(D) Diesel
0	0.0	4	(P) Propane
1	0.3	7	(*) Not available from VIN
0	0.0	8	(b) Unknown
210	62.7	9	(9) No VIN information

Variable	Name	Format	Type	Length
v152	VIN TRUCK WEIGHT CODE		Numeric	3

<u>N</u>	<u>Prcnt</u>	<u>Code</u>	<u>Label</u>
17	5.1	0	Value not returned
7	2.1	2	6,001 – 10,000 lbs
10	3.0	3	10,001 – 14,000 lbs
24	7.2	4	14,001 – 16,000 lbs
2	0.6	5	16,001 – 19,500 lbs
14	4.2	6	19,501 – 26,000 lbs
53	15.8	7	26,001 – 33,000 lbs
208	62.1	9	Value not coded

BUSES INVOLVED IN FATAL ACCIDENTS, 2006
FARS VEHICLE VARIABLES

Variable	Name	Format	Type	Length
v153	VIN TRUCK SERIES		Char	3

Variable	Name	Format	Type	Length
v155	LENGTH OF VIN		Numeric	3

<u>N</u>	<u>Prcnt</u>	<u>Code</u>	<u>Label</u>
1	0.3	5	
		-	Actual length
333	99.4	17	

Variables 156 through 161 are added by UMTRI to indicate the number of persons in the vehicle with injury severity of level zero through five, respectively, for occupant variable v329 (INJURY SEVERITY).

Variable	Name	Format	Type	Length
v156	NUMBER UNINJURED IN VEH	FVUNINJ	Numeric	8

NUMBER OF UNINJURED IN VEHICLE

<u>N</u>	<u>Prcnt</u>	<u>Code</u>	<u>Label</u>
106	31.6	0	0 uninjured
222	66.3	1	1 uninjured
5	1.5	2	2 uninjured
1	0.3	3	3 uninjured
1	0.3	4	4 uninjured

Variable	Name	Format	Type	Length
v157	NUMBER C-INJURED IN VEH	FVCINJ	Numeric	8

NUMBER OF C-INJURED IN VEHICLE

<u>N</u>	<u>Prcnt</u>	<u>Code</u>	<u>Label</u>
252	75.2	0	0 C-injured
43	12.8	1	1 C-injured
14	4.2	2	2 C-injured
6	1.8	3	3 C-injured
4	1.2	4	4 C-injured
3	0.9	5	5 C-injured
4	1.2	6	6 C-injured
2	0.6	7	7 C-injured
1	0.3	8	8 C-injured

<u>N</u>	<u>Prcnt</u>	<u>Code</u>	<u>Label</u>
2	0.6	9	9 C-injured
1	0.3	11	11 C-injured
1	0.3	14	14 C-injured
1	0.3	21	21 C-injured
1	0.3	38	38 C-injured

Variable	Name	Format	Type	Length
v158	NUMBER B-INJURED IN VEH	FVBINJ	Numeric	8

NUMBER OF B-INJURED IN VEHICLE

<u>N</u>	<u>Prcnt</u>	<u>Code</u>	<u>Label</u>
277	82.7	0	0 B-injured
24	7.2	1	1 B-injured
12	3.6	2	2 B-injured
3	0.9	3	3 B-injured
5	1.5	4	4 B-injured
2	0.6	5	5 B-injured
3	0.9	6	6 B-injured
2	0.6	7	7 B-injured
1	0.3	8	8 B-injured
2	0.6	10	10 B-injured
1	0.3	12	12 B-injured
1	0.3	20	20 B-injured
1	0.3	25	25 B-injured
1	0.3	40	40 B-injured

Variable	Name	Format	Type	Length
v159	NUMBER A-INJURED IN VEH	FVAINJ	Numeric	8

NUMBER OF A-INJURED IN VEHICLE

<u>N</u>	<u>Prcnt</u>	<u>Code</u>	<u>Label</u>
302	90.1	0	0 A-injured
16	4.8	1	1 A-injured
7	2.1	2	2 A-injured
1	0.3	3	3 A-injured
5	1.5	4	4 A-injured
1	0.3	5	5 A-injured
1	0.3	6	6 A-injured
1	0.3	7	7 A-injured
1	0.3	37	37 A-injured

BUSES INVOLVED IN FATAL ACCIDENTS, 2006
FARS VEHICLE VARIABLES

Variable	Name	Format	Type	Length
v160	NUMBER K-INJURED IN VEH	FVKINJ	Numeric	8

NUMBER OF K-INJURED IN VEHICLE

<u>N</u>	<u>Prcnt</u>	<u>Code</u>	<u>Label</u>
309	92.2	0	0 killed
19	5.7	1	1 killed
5	1.5	2	2 killed
1	0.3	4	4 killed
1	0.3	5	5 killed

Variable	Name	Format	Type	Length
v161	NUM UNK INJURED IN VEH	FVUNKINJ	Numeric	8

NUMBER OF UNKNOWN INJURED IN VEHICLE

<u>N</u>	<u>Prcnt</u>	<u>Code</u>	<u>Label</u>
329	98.2	0	0 unknown injured
3	0.9	1	1 unknown injured
2	0.6	3	3 unknown injured
1	0.3	48	48 unknown injured

Variable	Name	Format	Type	Length
v162	VEH RELATED FACTORS #1	FVRF	Numeric	3

RELATED FACTORS AT VEHICLE LEVEL – RESPONSE #1

<u>N</u>	<u>Prcnt</u>	<u>Code</u>	<u>Label</u>
319	95.2	0	None

Vehicle Condition(s) Noted:

2	0.6	1	Tires
1	0.3	2	Brake system
0	0.0	3	Steering system - includes tie-rod, kingpin, ball-joint, etc.
0	0.0	4	Suspension - includes springs, shock-absorbers, struts, etc.
0	0.0	5	Power train/engine - includes universal-joint, drive-shaft, etc.
0	0.0	6	Exhaust system
0	0.0	7	Headlights
0	0.0	8	Signal lights
0	0.0	9	Other lights
0	0.0	10	Horn
0	0.0	11	Mirrors
0	0.0	12	Wipers
0	0.0	13	Driver seating and control

<u>N</u>	<u>Prcnt</u>	<u>Code</u>	<u>Label</u>
0	0.0	14	Body, doors, hood, other
0	0.0	15	Trailer hitch
0	0.0	16	Wheels
0	0.0	17	Airbags
0	0.0	18	Other vehicle defects
0	0.0	19	Safety belts
Special Vehicle Flags:			
2	0.6	31	Hit-and-run vehicle
3	0.9	32	Vehicle registration for handicapped
0	0.0	33	Vehicle being pushed by nonmotorist
0	0.0	35	Reconstructed vehicle
0	0.0	36	Electric/alternative fuel vehicle
0	0.0	37	Transporting children to/from Head Start/day care
0	0.0	39	Highway construction, maintenance/utility vehicle in-transport
0	0.0	40	Highway incident response vehicle
1	0.3	41	Police, fire, EMS vehicle working at scene of emergency
1	0.3	42	Other working veh (not construction, maintenance, utility, police, fire, EMS vehicle)
0	0.0	43	Hazardous materials/cargo released from this vehicle
6	1.8	99	Unknown

Variable	Name	Format	Type	Length
v163	VEH RELATED FACTORS #2	FVRF	Numeric	3

RELATED FACTORS AT VEHICLE LEVEL – RESPONSE #2

<u>N</u>	<u>Prcnt</u>	<u>Code</u>	<u>Label</u>
329	98.2	0	None
6	1.8	99	Unknown

Variable	Name	Format	Type	Length
v164	UNDERRIDE/OVERRIDE	FURID05F	Numeric	3

<u>N</u>	<u>Prcnt</u>	<u>Code</u>	<u>Label</u>
333	99.4	0	No underride or override
Underriding a Motor Vehicle In-Transport			
0	0.0	1	Underride, compartment intrusion
0	0.0	2	Underride, no compartment intrusion
0	0.0	3	Underride, compartment intrusion unknown

BUSES INVOLVED IN FATAL ACCIDENTS, 2006
FARS VEHICLE VARIABLES

<u>N</u>	<u>Prcnt</u>	<u>Code</u>	<u>Label</u>
2	0.6	7	Overriding a motor vehicle in-transport
0	0.0	8	Overriding a motor vehicle not in-transport

Variable	Name	Format	Type	Length
v170	MOTOR CARRIER ID		Char	11

<u>N</u>	<u>Prcnt</u>	<u>Code</u>	<u>Label</u>
Issuing Authority (cols 1-2)			
16	4.8	00	Not applicable
2	0.6	03	
		-	FARS state code
1	0.3	50	
62	18.5	57	US DOT
129	38.5	88	None
81	24.2	99	Unknown

Identification Number (cols 3-11)

000000000	Not applicable
888888888	None
999999999	Unknown

Variable	Name	Format	Type	Length
v171	BUS USE	FBUSUSE	Numeric	3

<u>N</u>	<u>Prcnt</u>	<u>Code</u>	<u>Label</u>
15	4.5	0	Not used as a bus
92	27.5	1	Used as a Public school bus
3	0.9	2	Used as a Private school bus
38	11.3	3	Used as a School bus, public or private unknown
83	24.8	4	Used as a Scheduled service bus
21	6.3	5	Used as a Tour bus
35	10.4	6	Used as a Commuter bus
8	2.4	7	Used as a Shuttle bus
5	1.5	8	Modified for personal/private use
35	10.4	9	Unknown bus use

Variable	Name	Format	Type	Length
v172	GROSS WEIGHT RATING-GVWR	FGVWR	Numeric	3

<u>N</u>	<u>Prcnt</u>	<u>Code</u>	<u>Label</u>
17	5.1	0	Not applicable
8	2.4	1	10,000 lbs or less
66	19.7	2	10,001 - 26,000 lbs
206	61.5	3	26,001 lbs or more
38	11.3	9	Unknown

Variable	Name	Format	Type	Length
v173	EVENT #1	FSEQ04F	Numeric	3

EVENT #1 RELATED TO THIS MOTOR VEHICLE

<u>N</u>	<u>Prcnt</u>	<u>Code</u>	<u>Label</u>
0	0.0	0	No event
0	0.0	1	Overturn/rollover
0	0.0	2	Fire/explosion
0	0.0	3	Immersion
0	0.0	4	Gas inhalation
1	0.3	5	Fell/jumped from vehicle
1	0.3	6	Injured in vehicle (other than cargo/equipment loss/shift)
2	0.6	7	Other noncollision
80	23.9	8	Pedestrian
12	3.6	9	Pedalcycle
0	0.0	10	Railway train
0	0.0	11	Live animal
216	64.5	12	Motor vehicle in-transport on same roadway
0	0.0	13	Motor vehicle in-transport on different roadway
0	0.0	14	Parked motor vehicle or vehicle stopped off roadway
0	0.0	15	Nonmotorist on personal conveyance
0	0.0	16	Thrown/falling object (other than cargo/equipment loss/shift)
0	0.0	17	Boulder
1	0.3	18	Other object (not fixed)
0	0.0	19	Building
0	0.0	20	Impact attenuator/crash cushion
0	0.0	21	Bridge pier or abutment
0	0.0	22	Bridge parapet end
0	0.0	23	Bridge rail
0	0.0	24	Guardrail face
0	0.0	25	Concrete traffic barrier
0	0.0	26	Other traffic barrier
0	0.0	27	Highway/traffic sign post/sign
0	0.0	28	Overhead sign support/sign
0	0.0	29	Luminaire/light support

BUSES INVOLVED IN FATAL ACCIDENTS, 2006
FARS VEHICLE VARIABLES

<u>N</u>	<u>Prcnt</u>	<u>Code</u>	<u>Label</u>
0	0.0	30	Utility pole
0	0.0	31	Other post, other pole or other supports
0	0.0	32	Culvert
0	0.0	33	Curb
0	0.0	34	Ditch
0	0.0	35	Embankment - earth
0	0.0	36	Embankment - rock, stone or concrete
0	0.0	37	Embankment - material type unknown
0	0.0	38	Fence
0	0.0	39	Wall
0	0.0	40	Fire hydrant
0	0.0	41	Shrubbery
0	0.0	42	Tree (standing tree only)
0	0.0	43	Other fixed object
0	0.0	44	Pavement surface irregularity (pothole, etc)
0	0.0	45	Working motor vehicle (construction, maintenance, utility vehicle)
0	0.0	46	Traffic signal support/signal
0	0.0	47	Vehicle occupant struck or run over by own vehicle
0	0.0	48	Snow bank
0	0.0	49	Ridden animal or animal-drawn conveyance
1	0.3	50	Bridge overhead structure
0	0.0	51	Jackknife
0	0.0	52	Guardrail end
0	0.0	53	Mail box
0	0.0	54	Motor vehicle in-transport strikes or is struck by cargo, persons, objects set in motion by another vehicle in-transport
0	0.0	55	Other not in-transport motor vehicle
0	0.0	60	Cargo/equipment loss or shift
1	0.3	61	Equipment failure (blown tire, brake failure, etc.)
0	0.0	62	Separation of units
6	1.8	63	Ran off road – right
5	1.5	64	Ran off road – left
8	2.4	65	Cross median/centerline
0	0.0	66	Downhill runaway
0	0.0	67	Vehicle went airborne
1	0.3	99	Unknown

Variable	Name	Format	Type	Length
v174	EVENT #2	FSEQ04F	Numeric	3

EVENT #2 RELATED TO THIS MOTOR VEHICLE

<u>N</u>	<u>Prcnt</u>	<u>Code</u>	<u>Label</u>
267	79.7	0	No event
2	0.6	1	Overturn/rollover

<u>N</u>	<u>Prcnt</u>	<u>Code</u>	<u>Label</u>
1	0.3	2	Fire/explosion
5	1.5	8	Pedestrian
14	4.2	12	Motor-vehicle in transport on same roadway
1	0.3	14	Parked motor-vehicle or vehicle stopped off roadway
1	0.3	21	Bridge pier or abutment
1	0.3	24	Guardrail face
3	0.9	25	Concrete traffic barrier
1	0.3	29	Luminaire/light support
1	0.3	32	Culvert
2	0.6	33	Curb
2	0.6	34	Ditch
1	0.3	36	Embankment - rock, stone or concrete
1	0.3	52	Guardrail end
1	0.3	54	Motor vehicle in-transport strikes or is struck by cargo, persons, objects set in motion by another veh in-transport
22	6.6	63	Ran off road - right
5	1.5	64	Ran off road - left
3	0.9	65	Cross median/centerline
1	0.3	99	Unknown

Variable	Name	Format	Type	Length
v175	EVENT #3	FSEQ04F	Numeric	3

EVENT #3 RELATED TO THIS MOTOR VEHICLE

<u>N</u>	<u>Prcnt</u>	<u>Code</u>	<u>Label</u>
296	88.4	0	No event
5	1.5	1	Overturn/rollover
3	0.9	2	Fire/explosion
3	0.9	12	Motor-vehicle in transport on same roadway
2	0.6	14	Parked motor-vehicle or vehicle stopped off roadway
1	0.3	21	Bridge pier or abutment
3	0.9	24	Guardrail face
1	0.3	25	Concrete traffic barrier
1	0.3	27	Highway/traffic sign post/sign
2	0.6	29	Luminaire/light support
1	0.3	30	Utility pole
1	0.3	31	Other post, other pole or other supports
2	0.6	33	Curb
1	0.3	34	Ditch
2	0.6	38	Fence
2	0.6	42	Tree (standing tree only)
1	0.3	46	Traffic signal support/signal
3	0.9	63	Ran off road - right
3	0.9	64	Ran off road - left

BUSES INVOLVED IN FATAL ACCIDENTS, 2006
FARS VEHICLE VARIABLES

<u>N</u>	<u>Prcnt</u>	<u>Code</u>	<u>Label</u>
1	0.3	67	Vehicle went airborne
1	0.3	99	Unknown

Variable	Name	Format	Type	Length
v176	EVENT #4	FSEQ04F	Numeric	3

EVENT #4 RELATED TO THIS MOTOR VEHICLE

<u>N</u>	<u>Prcnt</u>	<u>Code</u>	<u>Label</u>
323	96.4	0	No event
1	0.3	1	Overturn/rollover
1	0.3	13	Motor-vehicle in transport on different roadway
1	0.3	21	Bridge pier or abutment
1	0.3	24	Guardrail face
1	0.3	29	Luminaire/light support
1	0.3	30	Utility pole
1	0.3	33	Curb
1	0.3	38	Fence
1	0.3	39	Wall
2	0.6	63	Ran off road - right
1	0.3	99	Unknown

Variable	Name	Format	Type	Length
v177	EVENT #5	FSEQ04F	Numeric	3

EVENT #5 RELATED TO THIS MOTOR VEHICLE

<u>N</u>	<u>Prcnt</u>	<u>Code</u>	<u>Label</u>
328	97.9	0	No event
1	0.3	19	Building
1	0.3	27	Highway/traffic sign post/sign
1	0.3	29	Luminaire/light support
2	0.6	38	Fence
1	0.3	43	Other fixed object
1	0.3	99	Unknown

Variable	Name	Format	Type	Length
v178	EVENT #6	FSEQ04F	Numeric	3

EVENT #6 RELATED TO THIS MOTOR VEHICLE

<u>N</u>	<u>Prcnt</u>	<u>Code</u>	<u>Label</u>
334	99.7	0	No event
1	0.3	99	Unknown

BUSES INVOLVED IN FATAL ACCIDENTS, 2006
FARS VEHICLE VARIABLES

The DRIVER Variables

Variables 207 through 236 describe the driver of the bus involved in the accident

Variable	Name	Format	Type	Length
v207	DRIVER PRESENCE	FDRIVER	Numeric	3

<u>N</u>	<u>Prcnt</u>	<u>Code</u>	<u>Label</u>
333	99.4	1	Driver operated vehicle
2	0.6	2	Driverless
0	0.0	3	Driver left scene
0	0.0	4	Motor vehicle not in-transport (parked, stopped off roadway, working, in motion outside trafficway)

Variable	Name	Format	Type	Length
v208	DRIVER DRINKING	FDRIVEDR	Numeric	3

<u>N</u>	<u>Prcnt</u>	<u>Code</u>	<u>Label</u>
334	99.7	0	No drinking reported
1	0.3	1	Drinking reported
0	0.0	8	Not reported

Variable	Name	Format	Type	Length
v209	LICENSE STATE	FSTATES	Numeric	3

<u>N</u>	<u>Prcnt</u>	<u>Code</u>	<u>Label</u>
7	2.1	1	Alabama
0	0.0	2	Alaska
7	2.1	4	Arizona
0	0.0	5	Arkansas
45	13.4	6	California
4	1.2	8	Colorado
4	1.2	9	Connecticut
3	0.9	10	Delaware
1	0.3	11	District of Columbia
33	9.9	12	Florida
11	3.3	13	Georgia
4	1.2	15	Hawaii
0	0.0	16	Idaho
9	2.7	17	Illinois
7	2.1	18	Indiana
0	0.0	19	Iowa
4	1.2	20	Kansas
4	1.2	21	Kentucky
7	2.1	22	Louisiana

BUSES INVOLVED IN FATAL ACCIDENTS, 2006
FARS DRIVER VARIABLES

<u>N</u>	<u>Prcnt</u>	<u>Code</u>	<u>Label</u>
2	0.6	23	Maine
12	3.6	24	Maryland
4	1.2	25	Massachusetts
11	3.3	26	Michigan
4	1.2	27	Minnesota
3	0.9	28	Mississippi
7	2.1	29	Missouri
0	0.0	30	Montana
2	0.6	31	Nebraska
3	0.9	32	Nevada
0	0.0	33	New Hampshire
9	2.7	34	New Jersey
0	0.0	35	New Mexico
43	12.8	36	New York
2	0.6	37	North Carolina
0	0.0	38	North Dakota
14	4.2	39	Ohio
0	0.0	40	Oklahoma
2	0.6	41	Oregon
20	6.0	42	Pennsylvania
3	0.9	44	Rhode Island
8	2.4	45	South Carolina
0	0.0	46	South Dakota
5	1.5	47	Tennessee
13	3.9	48	Texas
0	0.0	49	Utah
2	0.6	50	Vermont
2	0.6	51	Virginia
4	1.2	53	Washington
2	0.6	54	West Virginia
4	1.2	55	Wisconsin
0	0.0	56	Wyoming
1	0.3	97	Other foreign country
3	0.9	99	Unknown

Variable	Name	Format	Type	Length
v210A	NON-CDL LICENSE TYPE	FLTYPF	Numeric	3

NON-CDL LICENSE TYPE, REGARDLESS OF VEHICLE DRIVEN

<u>N</u>	<u>Prcnt</u>	<u>Code</u>	<u>Label</u>
1	0.3	0	Not licensed
328	97.9	1	Full driver license
0	0.0	2	Intermediate driver license

<u>N</u>	<u>Prcnt</u>	<u>Code</u>	<u>Label</u>
0	0.0	7	Learner's Permit
0	0.0	8	Temporary license
6	1.8	9	Unknown license type

Variable	Name	Format	Type	Length
v210B	NON-CDL LICENSE STATUS	FLST93F	Numeric	3

NON-CDL LICENSE STATUS, REGARDLESS OF VEHICLE DRIVEN

<u>N</u>	<u>Prcnt</u>	<u>Code</u>	<u>Label</u>
1	0.3	0	Not licensed
4	1.2	1	Suspended
0	0.0	2	Revoked
0	0.0	3	Expired
0	0.0	4	Canceled or denied
324	96.7	6	Valid
6	1.8	9	Unknown license status

Variable	Name	Format	Type	Length
v211	LICENSE CLASS COMPLIANCE	FCOM87F	Numeric	3

LICENSE COMPLIANCE (FOR THIS CLASS VEHICLE)

<u>N</u>	<u>Prcnt</u>	<u>Code</u>	<u>Label</u>
1	0.3	0	Not licensed
0	0.0	1	No license required for this class vehicle
6	1.8	2	No valid license for this class vehicle
320	95.5	3	Valid license for this class vehicle
2	0.6	8	Unknown if CDL/CDL endorsement required for this vehicle
6	1.8	9	Unknown

Variable	Name	Format	Type	Length
v212	CDL LICENSE STATUS	FCDL93F	Numeric	3

COMMERCIAL MOTOR VEHICLE LICENSE STATUS

<u>N</u>	<u>Prcnt</u>	<u>Code</u>	<u>Label</u>
16	4.8	0	No (CDL)
5	1.5	1	Suspended
0	0.0	2	Revoked
0	0.0	3	Expired
0	0.0	4	Canceled or denied
0	0.0	5	Disqualified

BUSES INVOLVED IN FATAL ACCIDENTS, 2006
FARS DRIVER VARIABLES

<u>N</u>	<u>Prcnt</u>	<u>Code</u>	<u>Label</u>
308	91.9	6	Valid
0	0.0	7	Learner's permit
0	0.0	8	Other - not valid
6	1.8	9	Unknown

Variable	Name	Format	Type	Length
v213	LICENSE ENDORSEMENTS	FEND91F	Numeric	3

COMPLIANCE WITH LICENSE ENDORSEMENTS

<u>N</u>	<u>Prcnt</u>	<u>Code</u>	<u>Label</u>
115	34.3	0	No endorsements required for this vehicle
156	46.6	1	Endorsement(s) required, complied with
6	1.8	2	Endorsement(s) required, not complied with
50	14.9	3	Endorsement(s) required, compliance unknown
8	2.4	9	Unknown, if required

Variable	Name	Format	Type	Length
v214	LICENSE RESTRICTIONS MET	FLREST	Numeric	3

COMPLIANCE WITH LICENSE RESTRICTIONS

<u>N</u>	<u>Prcnt</u>	<u>Code</u>	<u>Label</u>
170	50.7	0	No restrictions or not applicable
39	11.6	1	Restrictions complied with
1	0.3	2	Restrictions not complied with
119	35.5	3	Restrictions, compliance unknown
6	1.8	9	Unknown

Variable	Name	Format	Type	Length
v216	NUMBER OF PREV ACCIDENTS	FNOPAC	Numeric	3

NUMBER OF PREVIOUS RECORDED ACCIDENTS

<u>N</u>	<u>Prcnt</u>	<u>Code</u>	<u>Label</u>
247	73.7	0	0 accidents
41	12.2	1	1 accident
17	5.1	2	2 accidents
4	1.2	3	3 accidents
2	0.6	4	4 accidents
1	0.3	6	6 accidents
1	0.3	7	7 accidents

<u>N</u>	<u>Prcnt</u>	<u>Code</u>	<u>Label</u>
15	4.5	98	Accidents not reported on driving record
7	2.1	99	Unknown

Variable	Name	Format	Type	Length
v217	NUMBER PREV SUSPENSIONS	FNOPSUS	Numeric	3

NUMBER OF PREVIOUS SUSPENSIONS/REVOICATIONS

<u>N</u>	<u>Prcnt</u>	<u>Code</u>	<u>Label</u>
314	93.7	0	0 suspensions
10	3.0	1	1 suspension
3	0.9	2	2 suspensions
1	0.3	4	4 suspensions
7	2.1	99	Unknown

Variable	Name	Format	Type	Length
v218	NUMBER OF PREV DWI CONV	FNODWI	Numeric	3

NUMBER OF PREVIOUS DWI CONVICTIONS

<u>N</u>	<u>Prcnt</u>	<u>Code</u>	<u>Label</u>
328	97.9	0	0 DWI convictions
7	2.1	99	Unknown

Variable	Name	Format	Type	Length
v219	NUM PREV SPEEDING CONV	FNOPSPD	Numeric	3

NUMBER OF PREVIOUS SPEEDING CONVICTIONS

<u>N</u>	<u>Prcnt</u>	<u>Code</u>	<u>Label</u>
294	87.8	0	0 speed convictions
27	8.1	1	1 speed conviction
6	1.8	2	2 speed convictions
1	0.3	3	3 speed convictions
7	2.1	99	Unknown

BUSES INVOLVED IN FATAL ACCIDENTS, 2006
FARS DRIVER VARIABLES

Variable	Name	Format	Type	Length
v220	NUM PREV OTHER MV CONV	FNOPTH	Numeric	3

NUMBER OF PREVIOUS OTHER HARMFUL MOVING VIOLATIONS CONVICTIONS

<u>N</u>	<u>Prcnt</u>	<u>Code</u>	<u>Label</u>
292	87.2	0	0 other convictions
28	8.4	1	1 other conviction
7	2.1	2	2 other convictions
1	0.3	4	4 other convictions
7	2.1	99	Unknown

Variable	Name	Format	Type	Length
v221	LAST ACCIDENT - MONTH	FACMONTH	Numeric	3

LAST ACCIDENT/SUSPENSION/CONVICTION -- MONTH

<u>N</u>	<u>Prcnt</u>	<u>Code</u>	<u>Label</u>
213	63.6	0	No record
12	3.6	1	January
7	2.1	2	February
6	1.8	3	March
10	3.0	4	April
9	2.7	5	May
12	3.6	6	June
10	3.0	7	July
8	2.4	8	August
5	1.5	9	September
10	3.0	10	October
12	3.6	11	November
14	4.2	12	December
7	2.1	99	Unknown

Variable	Name	Format	Type	Length
v222	LAST ACCIDENT - YEAR		Numeric	4

LAST ACCIDENT/SUSPENSION/CONVICTION -- YEAR

<u>N</u>	<u>Prcnt</u>	<u>Code</u>	<u>Label</u>
213	63.6	0	No record
11	3.3	2003	2003
22	6.6	2004	2004
56	16.7	2005	2005
26	7.8	2006	2006
7	2.1	9999	Unknown

Variable	Name	Format	Type	Length
v223	FIRST ACCIDENT - MONTH	FACMONTH	Numeric	3

1ST ACCIDENT/SUSPENSION/CONVICTION -- MONTH

<u>N</u>	<u>Prcnt</u>	<u>Code</u>	<u>Label</u>
213	63.6	0	No record
16	4.8	1	January
5	1.5	2	February
9	2.7	3	March
8	2.4	4	April
9	2.7	5	May
11	3.3	6	June
10	3.0	7	July
5	1.5	8	August
6	1.8	9	September
11	3.3	10	October
11	3.3	11	November
14	4.2	12	December
7	2.1	99	Unknown

Variable	Name	Format	Type	Length
v224	FIRST ACCIDENT - YEAR		Numeric	4

1ST ACCIDENT/SUSPENSION/CONVICTION -- YEAR

<u>N</u>	<u>Prcnt</u>	<u>Code</u>	<u>Label</u>
213	63.6	0	No record
22	6.6	2003	2003
41	12.2	2004	2004
37	11.0	2005	2005
15	4.5	2006	2006
7	2.1	9999	Unknown

BUSES INVOLVED IN FATAL ACCIDENTS, 2006
FARS DRIVER VARIABLES

Variable	Name	Format	Type	Length
v227	DRIVER RELATED FACTORS#1	FDRF02F	Numeric	3

FACTORS AT DRIVER LEVEL – RESPONSE #1

<u>N</u>	<u>Prcnt</u>	<u>Code</u>	<u>Label</u>
230	68.7	0	None
Physical/Mental Condition			
1	0.3	1	Drowsy, sleepy, asleep, fatigued
2	0.6	2	Ill, passed out/blackout
0	0.0	3	Emotional (e.g., depression, angry, disturbed)
0	0.0	4	Reaction to or failure to take drugs / medication
2	0.6	5	Under the influence of alcohol, drugs or medication
8	2.4	6	Careless/inattentive
0	0.0	7	Restricted to wheelchair
0	0.0	8	Aggressive driving/road rage
0	0.0	9	Impaired due to previous injury
0	0.0	11	Other physical impairment (includes paraplegic)
0	0.0	12	Mother of dead fetus
0	0.0	13	Mentally challenged
0	0.0	15	Seat back not in normal upright position, seat back reclined
0	0.0	16	Police or law enforcement officer
Miscellaneous Causes			
0	0.0	18	Traveling on prohibited trafficways
0	0.0	19	Legally driving on suspended or revoked license
0	0.0	20	Leaving vehicle unattended with engine running
0	0.0	21	Overloading/improper loading of vehicle with passengers or cargo
0	0.0	22	Towing or pushing improperly
0	0.0	23	Failing to dim lights or to have lights on when required
1	0.3	24	Operating without required equipment
3	0.9	26	Following improperly
0	0.0	27	Improper or erratic lane changing
12	3.6	28	Failure to keep in proper lane
0	0.0	29	Illegal driving on road shoulder, ditch, sidewalk, median
1	0.3	30	Making improper entry to or exit from trafficway
1	0.3	31	Starting or backing improperly
0	0.0	32	Opening closure into moving traffic or while vehicle is in motion
0	0.0	33	Passing where prohibited by posted signs, school bus warning, etc
0	0.0	34	Passing on wrong side
0	0.0	35	Passing with insufficient distance/inadequate visibility; failing to yield to overtaking vehicle
0	0.0	36	Operating vehicle in an erratic, reckless, negligent manner
0	0.0	37	Police pursuing this driver or police officer in pursuit
21	6.3	38	Failure to yield right-of-way

<u>N</u>	<u>Prcnt</u>	<u>Code</u>	<u>Label</u>
5	1.5	39	Failure to obey traffic signs, control devices, officers, etc
0	0.0	40	Passing through or around barrier
0	0.0	41	Fail to observe warnings/instructions on vehicle displaying them
1	0.3	42	Failure to signal intentions
8	2.4	44	Driving too fast for conditions/in excess of posted maximum
0	0.0	45	Driving less than posted minimum
0	0.0	46	Racing
1	0.3	47	Making right turn from left turn lane; or left turn from right turn lane
1	0.3	48	Making other improper turn
0	0.0	50	Driving wrong way on one-way traffic
1	0.3	51	Driving on wrong side of road (intentional or unintentional)
0	0.0	52	Operator inexperience
0	0.0	53	Unfamiliar with roadway
1	0.3	54	Stopped in roadway (vehicle not abandoned)
0	0.0	55	Underriding a parked truck
0	0.0	57	Locked wheel
0	0.0	58	Overcorrecting
0	0.0	59	Getting off/out of or on/into vehicle

Vision Obscured By:

2	0.6	61	Rain, snow, fog, smoke, sand, dust
1	0.3	62	Reflected glare, bright sunlight, headlights
2	0.6	63	Curve, hill, design features (including traffic signs, embankment)
0	0.0	64	Building, billboard, other structures
0	0.0	65	Trees, crops, vegetation
0	0.0	66	Motor vehicle (including load)
0	0.0	67	Parked vehicle
0	0.0	68	Splash or spray of passing vehicle
0	0.0	69	Inadequate defrost or defog system
0	0.0	70	Inadequate lighting system
4	1.2	71	Obstructing angles on vehicle
0	0.0	72	Mirrors
0	0.0	75	Broken or improperly cleaned windshield
0	0.0	76	Other visual obstruction

Avoiding, Swerving or Sliding Due to:

0	0.0	77	Severe crosswind
0	0.0	78	Wind from passing truck
0	0.0	79	Slippery or loose surface
2	0.6	80	Tire blow-out or flat
0	0.0	81	Debris or objects in road
0	0.0	82	Ruts, holes, bumps in road
0	0.0	83	Live animals in road
1	0.3	84	Vehicle in road
0	0.0	85	Phantom vehicle

BUSES INVOLVED IN FATAL ACCIDENTS, 2006
FARS DRIVER VARIABLES

<u>N</u>	<u>Prcnt</u>	<u>Code</u>	<u>Label</u>
8	2.4	86	Pedestrian, pedalcyclist, or other nonmotorist
1	0.3	87	Ice, snow, slush, water, sand, dirt, oil, wet leaves on road
0	0.0	88	Trailer fishtailing or swaying
Special Circumstances			
0	0.0	73	Driver not complied with learner's permit/intermediate driver's license restrictions
1	0.3	74	Driver not complied with physical/other imposed restrictions
0	0.0	89	Driver has a record/driver's license from more than 1 state
0	0.0	90	Hit and run vehicle, driver
1	0.3	91	Nontraffic violation charged - manslaughter, homicide, other
0	0.0	92	Other nonmoving traffic violations
Possible Distractions (inside vehicle)			
5	1.5	93	Cellular phone present in vehicle
0	0.0	94	Cellular phone in use in vehicle
0	0.0	95	Computer/fax machines/printers
0	0.0	96	On-board navigation system
1	0.3	97	Two-way radio
0	0.0	98	Head-up display
6	1.8	99	Unknown

Variable	Name	Format	Type	Length
v228	DRIVER RELATED FACTORS#2	FDRF02F	Numeric	3

FACTORS AT DRIVER LEVEL – RESPONSE #2

<u>N</u>	<u>Prcnt</u>	<u>Code</u>	<u>Label</u>
299	89.3	0	None
Physical/Mental Condition			
2	0.6	6	Careless/inattentive
Miscellaneous Causes			
1	0.3	26	Following improperly
3	0.9	28	Failure to keep in proper lane
1	0.3	31	Starting or backing improperly
7	2.1	38	Failure to yield right-of-way
1	0.3	39	Fail to obey traffic signs, control devices, officers, etc
3	0.9	44	Driving too fast for conditions/in excess of posted maximum
1	0.3	48	Making other improper turn
2	0.6	53	Unfamiliar with roadway
1	0.3	58	Overcorrecting

<u>N</u>	<u>Prcnt</u>	<u>Code</u>	<u>Label</u>
Vision Obscured By:			
1	0.3	61	Rain, snow, fog, smoke, sand, dust
1	0.3	64	Building, billboard, other structures
1	0.3	66	Motor vehicle (including load)
1	0.3	75	Broken or improperly cleaned windshield
Special Circumstances			
1	0.3	90	Hit and run vehicle, driver
1	0.3	91	Nontraffic violation charged - manslaughter, homicide, other
1	0.3	92	Other nonmoving traffic violations
Possible Distractions (inside vehicle)			
1	0.3	93	Cellular phone present in vehicle
6	1.8	99	Unknown

Variable	Name	Format	Type	Length
v229	DRIVER RELATED FACTORS#3	FDRF02F	Numeric	3

FACTORS AT DRIVER LEVEL – RESPONSE #3

<u>N</u>	<u>Prcnt</u>	<u>Code</u>	<u>Label</u>
320	95.5	0	None
Physical/Mental Condition			
3	0.9	6	Careless/inattentive
Miscellaneous Causes			
2	0.6	36	Operating vehicle in an erratic, reckless, negligent manner
1	0.3	38	Failure to yield right-of-way
Avoiding, Swerving or Sliding Due to:			
1	0.3	81	Debris or objects in road
1	0.3	84	Vehicle in road
Special Circumstances			
1	0.3	91	Nontraffic violation charged - manslaughter, homicide, other
6	1.8	99	Unknown

BUSES INVOLVED IN FATAL ACCIDENTS, 2006
FARS DRIVER VARIABLES

Variable	Name	Format	Type	Length
v230	DRIVER RELATED FACTORS#4	FDRF02F	Numeric	3

<u>N</u>	<u>Prcnt</u>	<u>Code</u>	<u>Label</u>
329	98.2	0	None
6	1.8	99	Unknown

Variable	Name	Format	Type	Length
v231	VIOLATIONS CHARGED#1	FVCHG97F	Numeric	3

<u>N</u>	<u>Prcnt</u>	<u>Code</u>	<u>Label</u>
310	92.5	0	None

Reckless/Careless/Hit-and-Run Type Offenses

6	1.8	1	Manslaughter or homicide
0	0.0	2	Willful reckless driving; driving to endanger; negligent
1	0.3	3	Unsafe reckless (not willful, wanton reckless) driving
0	0.0	4	Inattentive, careless, improper driving
0	0.0	5	Fleeing or eluding police
0	0.0	6	Failure to obey police, fireman, authorized person directing traffic
0	0.0	7	Hit-and-run, fail to stop after accident
0	0.0	8	Failure to give aid, information, wait for police after accident
0	0.0	9	Serious violation resulting in death

Impairment Offenses

0	0.0	11	Driving while intoxicated (alcohol/drugs) or BAC above limit
0	0.0	12	Driving while impaired
0	0.0	13	Driving under influence of substance not intended to intoxicate
0	0.0	14	Drinking while operating
0	0.0	15	Illegal possession of alcohol or drugs
0	0.0	16	Driving with detectable alcohol
0	0.0	18	Refusal to submit to chemical test
0	0.0	19	Alcohol, drug, or impairment violations generally

Speed-Related Offenses

0	0.0	21	Racing
0	0.0	22	Speeding (above the speed limit)
0	0.0	23	Speed greater than reasonable & prudent
0	0.0	24	Exceed special speed limit (e.g. for trucks, in school zone)
0	0.0	25	Energy speed (exceeding 55 MPH, non-pointable)
0	0.0	26	Driving too slowly
0	0.0	29	Speed related violations, generally

Rules of the Road – Traffic Sign and Signals

1	0.3	31	Fail to stop for red signal
---	-----	----	-----------------------------

<u>N</u>	<u>Prcnt</u>	<u>Code</u>	<u>Label</u>
0	0.0	32	Fail to stop for flashing red
0	0.0	33	Violation of turn on red (fail to stop/yield; yield to pedestrians before turn)
0	0.0	34	Fail to obey flashing signal (yellow or red)
0	0.0	35	Fail to obey signal generally
0	0.0	36	Violate RR grade crossing device/regulations
2	0.6	37	Fail to obey stop sign
0	0.0	38	Fail to obey yield sign
0	0.0	39	Fail to obey traffic control device
Rules of the Road – Turning, Yielding, Signaling			
0	0.0	41	Turn in violation of traffic control (disobey signs, etc.)
0	0.0	42	Improper method & position of turn (too wide, wrong lane)
0	0.0	43	Fail to signal for turn or stop
0	0.0	45	Fail to yield to emergency vehicle
6	1.8	46	Fail to yield, generally
0	0.0	48	Enter intersection when space insufficient
1	0.3	49	Turn, yield, signaling violations, generally
Rules of the Road – Wrong Side, Passing and Following			
0	0.0	51	Driving wrong way on one-way road
0	0.0	52	Driving on left, wrong side of road generally
0	0.0	53	Improper, unsafe passing
0	0.0	54	Pass on right (drive off pavement to pass)
0	0.0	55	Pass stopped school bus
0	0.0	56	Fail to give way when overtaken
1	0.3	58	Following too closely
0	0.0	59	Wrong side, passing, following violations, generally
Rules of the Road – Lane Usage			
0	0.0	61	Unsafe or prohibited lane change
0	0.0	62	Improper use of lane
0	0.0	63	Certain traffic to use right lane (trucks, slow moving, etc.)
0	0.0	66	Motorcycle lane violations (>2 per lane, riding between lanes)
0	0.0	67	Motorcyclist attached to another vehicle
0	0.0	69	Lane violations, generally
Non-Moving – License and Registration Violations			
0	0.0	71	Driving while license withdrawn (including violation of provisions of work permit)
0	0.0	72	Other driver license violations
0	0.0	73	Commercial driver violations (log book, hours, permits carried)
0	0.0	74	Vehicle registration violations
0	0.0	75	Fail to carry insurance card
0	0.0	76	Driving uninsured vehicle
0	0.0	79	Nonmoving violations, generally

BUSES INVOLVED IN FATAL ACCIDENTS, 2006
FARS DRIVER VARIABLES

<u>N</u>	<u>Prcnt</u>	<u>Code</u>	<u>Label</u>
Equipment			
0	0.0	81	Lamp violations
0	0.0	82	Brake violations
0	0.0	83	Failure to require restraint use (by self or passenger)
0	0.0	84	Motorcycle equipment violations (helmet, special equip)
0	0.0	85	Violation of hazardous cargo regulations
0	0.0	86	Size, weight, load violations
1	0.3	89	Equipment violations, generally
Other Violations			
0	0.0	91	Parking
0	0.0	92	Theft, unauthorized use of motor vehicle
0	0.0	93	Driving where prohibited (sidewalk, limited access, etc)
0	0.0	98	Other moving violation (coasting, backing, opening door)
6	1.8	99	Unknown violation

Variable	Name	Format	Type	Length
v232	VIOLATIONS CHARGED#2	FVCHG97F	Numeric	3

<u>N</u>	<u>Prcnt</u>	<u>Code</u>	<u>Label</u>
325	97.0	0	None
Reckless/Careless/Hit-and-Run Type Offenses			
1	0.3	9	Serious violation resulting in death
Impairment Offenses			
1	0.3	18	Refusal to submit to chemical test
Rules of the Road – Traffic Sign and Signals			
1	0.3	35	Fail to obey signal generally
Rules of the Road – Turning, Yielding, Signaling			
2	0.6	46	Fail to yield, generally
Rules of the Road – Lane Usage			
1	0.3	69	Lane violations, generally
4	1.2	99	Unknown violation

Variable	Name	Format	Type	Length
v233	VIOLATIONS CHARGED#3	FVCHG97F	Numeric	3

<u>N</u>	<u>Prcnt</u>	<u>Code</u>	<u>Label</u>
331	98.8	0	None
4	1.2	99	Unknown violation

Variable	Name	Format	Type	Length
v235	DRIVER HEIGHT (INCHES)		Numeric	3

<u>N</u>	<u>Prcnt</u>	<u>Code</u>	<u>Label</u>
3	0.9	59	
		-	Actual inches
1	0.3	80	
9	2.7	99	Unknown

Variable	Name	Format	Type	Length
v236	DRIVER WEIGHT		Numeric	3

<u>N</u>	<u>Prcnt</u>	<u>Code</u>	<u>Label</u>
2	0.6	115	
		-	Actual weight in pounds
1	0.3	360	
121	36.1	999	Unknown

BUSES INVOLVED IN FATAL ACCIDENTS, 2006
FARS DRIVER VARIABLES

The OCCUPANT Variables

Variables 306 through 363 describe the occupant of the bus (i.e., the driver) and are obtained from the FARS occupant file

Variable	Name	Format	Type	Length
v306	OCCUPANT NUMBER		Numeric	3

<u>N</u>	<u>Prcnt</u>	<u>Code</u>	<u>Label</u>
2	0.6	0	None
333	99.4	1	Occupant #1

Variable	Name	Format	Type	Length
v308	OCCUPANT AGE	FOCCAGE	Numeric	3

<u>N</u>	<u>Prcnt</u>	<u>Code</u>	<u>Label</u>
1	0.3	19	19 years
3	0.9	21	21 years
2	0.6	22	22 years
1	0.3	25	25 years
6	1.8	26	26 years
2	0.6	27	27 years
4	1.2	28	28 years
4	1.2	29	29 years
3	0.9	30	30 years
5	1.5	31	31 years
2	0.6	32	32 years
6	1.8	33	33 years
2	0.6	34	34 years
12	3.6	35	35 years
7	2.1	36	36 years
8	2.4	37	37 years
12	3.6	38	38 years
4	1.2	39	39 years
5	1.5	40	40 years
17	5.1	41	41 years
8	2.4	42	42 years
17	5.1	43	43 years
8	2.4	44	44 years
9	2.7	45	45 years
8	2.4	46	46 years
8	2.4	47	47 years
7	2.1	48	48 years
7	2.1	49	49 years
7	2.1	50	50 years

BUSES INVOLVED IN FATAL ACCIDENTS, 2006
FARS OCCUPANT VARIABLES

<u>N</u>	<u>Prcnt</u>	<u>Code</u>	<u>Label</u>
15	4.5	51	51 years
11	3.3	52	52 years
7	2.1	53	53 years
9	2.7	54	54 years
7	2.1	55	55 years
11	3.3	56	56 years
10	3.0	57	57 years
14	4.2	58	58 years
10	3.0	59	59 years
8	2.4	60	60 years
3	0.9	61	61 years
3	0.9	62	62 years
6	1.8	63	63 years
3	0.9	64	64 years
6	1.8	65	65 years
3	0.9	66	66 years
5	1.5	67	67 years
3	0.9	68	68 years
3	0.9	69	69 years
3	0.9	70	70 years
1	0.3	71	71 years
2	0.6	72	72 years
1	0.3	74	74 years
1	0.3	77	77 years
2	0.6	79	79 years
3	0.9	99	Unknown

Variable	Name	Format	Type	Length
v309	OCCUPANT SEX	FSEX	Numeric	3

<u>N</u>	<u>Prcnt</u>	<u>Code</u>	<u>Label</u>
226	67.5	1	Male
106	31.6	2	Female
3	0.9	9	Unknown

Variable	Name	Format	Type	Length
v310	OCCUPANT TYPE	FPTYP94F	Numeric	3

<u>N</u>	<u>Prcnt</u>	<u>Code</u>	<u>Label</u>
333	99.4	1	Driver of a motor vehicle in transport
2	0.6	99	Unknown occupant type

Variable	Name	Format	Type	Length
v311	OCC SEATING POSITION	FSEAT82F	Numeric	3

<u>N</u>	<u>Prcnt</u>	<u>Code</u>	<u>Label</u>
333	99.4	11	Front seat - left side (driver's side)
2	0.6	99	Unknown

Variable	Name	Format	Type	Length
v312	RESTRAINT SYSTEM USE	FRUSE94F	Numeric	3

<u>N</u>	<u>Prcnt</u>	<u>Code</u>	<u>Label</u>
27	8.1	0	None used/NA - not a motor vehicle occupant
2	0.6	1	Shoulder belt
58	17.3	2	Lap belt
212	63.3	3	Lap and shoulder belt
36	10.7	99	Unknown

Variable	Name	Format	Type	Length
v313	AIR BAG AVAIL/FUNCTION	FAIRB98F	Numeric	3

AIRBAG AVAILABILITY -- DEPLOYMENT

<u>N</u>	<u>Prcnt</u>	<u>Code</u>	<u>Label</u>
Deployed (for this seat)			
11	3.3	1	From the front
0	0.0	2	From the side
0	0.0	7	From other direction
0	0.0	8	From multiple direction
3	0.9	9	From unknown direction
Not Deployed (for this seat)			
4	1.2	20	Airbag available - no deployment
0	0.0	28	Airbag available - switched off
Unknown if Deployed			
3	0.9	29	Airbag available - unknown if deployed
Not Available			
313	93.4	30	Not available (this seat)
0	0.0	31	Previously deployed/not replaced
0	0.0	32	Disabled/removed
1	0.3	99	Unknown if airbag available (for this seat)

BUSES INVOLVED IN FATAL ACCIDENTS, 2006
FARS OCCUPANT VARIABLES

Variable	Name	Format	Type	Length
v314	OCCUPANT EJECTION	FEJECT	Numeric	3

<u>N</u>	<u>Prcnt</u>	<u>Code</u>	<u>Label</u>
328	97.9	0	Not ejected - not applicable
3	0.9	1	Totally ejected
2	0.6	2	Partially ejected
2	0.6	9	Unknown

Variable	Name	Format	Type	Length
v315	EJECTION PATH	FEPATH	Numeric	3

<u>N</u>	<u>Prcnt</u>	<u>Code</u>	<u>Label</u>
328	97.9	0	Not ejected: N/A
1	0.3	1	Side door opening
0	0.0	2	Side window
0	0.0	3	Windshield
0	0.0	4	Back window
0	0.0	5	Back door/tailgate opening
0	0.0	6	Roof opening (sunroof, convertible top down)
0	0.0	7	Roof (convertible top up)
0	0.0	8	Other path (e.g., back of pickup truck)
6	1.8	9	Unknown/unknown path

Variable	Name	Format	Type	Length
v316	OCCUPANT EXTRICATION	FEXTR	Numeric	3

<u>N</u>	<u>Prcnt</u>	<u>Code</u>	<u>Label</u>
325	97.0	0	Not extricated - not applicable
8	2.4	1	Extricated
2	0.6	9	Unknown

Variable	Name	Format	Type	Length
v321	DRUG INVOLVEMENT	FDRUGS	Numeric	3

POLICE REPORTED OTHER DRUG INVOLVEMENT

<u>N</u>	<u>Prcnt</u>	<u>Code</u>	<u>Label</u>
118	35.2	0	No (other drugs not involved)
3	0.9	1	Yes (other drugs involved)

<u>N</u>	<u>Prcnt</u>	<u>Code</u>	<u>Label</u>
203	60.6	8	Not reported
11	3.3	9	Unknown (police reported as unknown)

Variable	Name	Format	Type	Length
v322	DRUG DETERMINATION	FDRUGDET	Numeric	3

METHOD OTHER DRUG DETERMINATION (POLICE)

<u>N</u>	<u>Prcnt</u>	<u>Code</u>	<u>Label</u>
18	5.4	1	Evidential test (blood, urine)
2	0.6	2	Drug Recognition Technician (DRT) determined
1	0.3	3	Behavioral
27	8.1	7	Other
287	85.7	8	Not reported

Variable	Name	Format	Type	Length
v323	DRUG TEST TYPE #1	FDR_TEST	Numeric	3

<u>N</u>	<u>Prcnt</u>	<u>Code</u>	<u>Label</u>
226	67.5	0	Not tested for drugs
39	11.6	1	Blood test
10	3.0	2	Urine test
3	0.9	3	Blood and urine tests
1	0.3	7	Unknown test type
0	0.0	8	Other type test
56	16.7	9	Unknown if tested for drugs

Variable	Name	Format	Type	Length
v324	DRUG TEST RESULTS #1	FDR93RES	Numeric	3

<u>N</u>	<u>Prcnt</u>	<u>Code</u>	<u>Label</u>
226	67.5	0	Not tested for drugs
33	9.9	1	No drugs reported
0	0.0	100	
		-	Narcotic drug
0	0.0	295	
0	0.0	300	
		-	Depressant drug
0	0.0	395	

BUSES INVOLVED IN FATAL ACCIDENTS, 2006
FARS OCCUPANT VARIABLES

<u>N</u>	<u>Prcnt</u>	<u>Code</u>	<u>Label</u>
0	0.0	400	
		-	Stimulant drug
0	0.0	495	
0	0.0	500	
		-	Hallucinogen drug
0	0.0	595	
0	0.0	600	
		-	Cannabinoid drug
0	0.0	695	
0	0.0	700	
		-	Phencylidine (PCP)
0	0.0	795	
0	0.0	800	
		-	Anabolic steroid
0	0.0	895	
0	0.0	900	
		-	Inhalant drug
0	0.0	995	
16	4.8	997	Tested for drugs, results unknown
56	16.7	999	Unknown if tested for drugs

Variable	Name	Format	Type	Length
v325	DRUG TEST TYPE #2	FDR_TEST	Numeric	3

<u>N</u>	<u>Prcnt</u>	<u>Code</u>	<u>Label</u>
283	84.5	0	Not tested for drugs
4	1.2	1	Blood test
0	0.0	2	Urine test
1	0.3	3	Blood and urine tests
0	0.0	7	Unknown test type
0	0.0	8	Other type test
47	14.0	9	Unknown if tested for drugs

Variable	Name	Format	Type	Length
v326	DRUG TEST RESULTS #2	FDR93RES	Numeric	3

<u>N</u>	<u>Prcnt</u>	<u>Code</u>	<u>Label</u>
283	84.5	0	Not tested for drugs
4	1.2	1	No drugs reported

<u>N</u>	<u>Prcnt</u>	<u>Code</u>	<u>Label</u>
0	0.0	996	Other drug
1	0.3	997	Tested for drugs, results unknown
0	0.0	998	Tested for drugs, drugs found, type unknown
47	14.0	999	Unknown if tested for drugs

Variable	Name	Format	Type	Length
v327	DRUG TEST TYPE #3	FDR_TEST	Numeric	3

<u>N</u>	<u>Prcnt</u>	<u>Code</u>	<u>Label</u>
283	84.5	0	Not tested for drugs
4	1.2	1	Blood test
0	0.0	2	Urine test
1	0.3	3	Blood and urine tests
0	0.0	7	Unknown test type
0	0.0	8	Other type test
47	14.0	9	Unknown if tested for drugs

Variable	Name	Format	Type	Length
v328	DRUG TEST RESULTS #3	FDR93RES	Numeric	3

<u>N</u>	<u>Prcnt</u>	<u>Code</u>	<u>Label</u>
283	84.5	0	Not tested for drugs
4	1.2	1	No drugs reported
0	0.0	996	Other drug
1	0.3	997	Tested for drugs, results unknown
0	0.0	998	Tested for drugs, drugs found, type unknown
47	14.0	999	Unknown if tested for drugs

Variable	Name	Format	Type	Length
v329	OCCUPANT INJURY SEVERITY	FINJURY	Numeric	3

<u>N</u>	<u>Prcnt</u>	<u>Code</u>	<u>Label</u>
226	67.5	0	O - no injury
47	14.0	1	C - possible injury
26	7.8	2	B - nonincapacitating evident injury
21	6.3	3	A - incapacitating injury
9	2.7	4	K - fatal injury
3	0.9	5	Injured, severity unknown
0	0.0	6	Died prior to accident
3	0.9	9	Unknown

BUSES INVOLVED IN FATAL ACCIDENTS, 2006
FARS OCCUPANT VARIABLES

Variable	Name	Format	Type	Length
v330	OCC TAKEN TO HOSPITAL	FHOSPIT	Numeric	3

TAKEN TO HOSPITAL OR TREATMENT FACILITY

<u>N</u>	<u>Prcnt</u>	<u>Code</u>	<u>Label</u>
243	72.5	0	No
86	25.7	1	Yes
6	1.8	9	Unknown

Variable	Name	Format	Type	Length
v331	OCC DEATH DATE - MONTH		Numeric	3

<u>N</u>	<u>Prcnt</u>	<u>Code</u>	<u>Label</u>
324	96.7	0	Not applicable
1	0.3	3	March
3	0.9	4	April
1	0.3	8	August
1	0.3	9	September
1	0.3	10	October
2	0.6	11	November
2	0.6	99	Unknown

Variable	Name	Format	Type	Length
v332	OCC DEATH DATE - DAY		Numeric	3

<u>N</u>	<u>Prcnt</u>	<u>Code</u>	<u>Label</u>
324	96.7	0	Not applicable
1	0.3	3	
		-	Day of month
2	0.6	30	
2	0.6	99	Unknown

Variable	Name	Format	Type	Length
v333	OCC DEATH DATE - YEAR		Numeric	4

<u>N</u>	<u>Prcnt</u>	<u>Code</u>	<u>Label</u>
324	96.7	0	Not applicable
9	2.7	2006	2006
2	0.6	9999	Unknown

Variable	Name	Format	Type	Length
v334	OCC DEATH TIME - HOURS	FACHOUR	Numeric	3

<u>N</u>	<u>Prcnt</u>	<u>Code</u>	<u>Label</u>
324	96.7	0	12:01 am - 12:59 am or not applicable
1	0.3	2	2:00 am - 2:59 am
1	0.3	6	6:00 am - 6:59 am
3	0.9	7	7:00 am - 7:59 am
1	0.3	18	6:00 pm - 6:59 pm
2	0.6	23	11:00 pm - 11:59 pm
3	0.9	99	Unknown

Variable	Name	Format	Type	Length
v335	OCC DEATH TIME - MINUTES		Numeric	3

<u>N</u>	<u>Prcnt</u>	<u>Code</u>	<u>Label</u>
324	96.7	0	
		-	Minute
1	0.3	54	
3	0.9	99	Unknown

Variable	Name	Format	Type	Length
v336	LAG TIME ACC/DEATH - HRS		Numeric	3

<u>N</u>	<u>Prcnt</u>	<u>Code</u>	<u>Label</u>
6	1.8	0	
		-	Actual time in hours
1	0.3	2	
327	97.6	999	Unknown

Variable	Name	Format	Type	Length
v342	OCC FATAL INJURY AT WORK	FWORKINJ	Numeric	3

<u>N</u>	<u>Prcnt</u>	<u>Code</u>	<u>Label</u>
1	0.3	0	No
6	1.8	1	Yes
324	96.7	8	Not Applicable (not a fatality)
4	1.2	9	Unknown

BUSES INVOLVED IN FATAL ACCIDENTS, 2006
FARS OCCUPANT VARIABLES

Variable	Name	Format	Type	Length
v345	OCC ALCOHOL INVOLVEMENT	FDRINK	Numeric	3

<u>N</u>	<u>Prcnt</u>	<u>Code</u>	<u>Label</u>
217	64.8	0	No (alcohol not involved)
1	0.3	1	Yes (alcohol involved)
101	30.1	8	Not reported
16	4.8	9	Unknown (police reported)

Variable	Name	Format	Type	Length
v346	OCC METH ALC DETERMINAT	FALC_D	Numeric	3

METHOD OF ALCOHOL DETERMINATION (POLICE)

<u>N</u>	<u>Prcnt</u>	<u>Code</u>	<u>Label</u>
32	9.6	1	Evidential test (breath, blood, urine)
1	0.3	2	Preliminary Breath Test (PBT)
1	0.3	3	Behavioral
0	0.0	4	Passive Alcohol Sensor (PAS)
50	14.9	5	Observed
2	0.6	8	Other (e.g., Saliva test)
249	74.3	9	Not reported

Variable	Name	Format	Type	Length
v347	ALCOHOL TEST TYPE	FTESTTYP	Numeric	3

<u>N</u>	<u>Prcnt</u>	<u>Code</u>	<u>Label</u>
198	59.1	0	Not tested for alcohol
70	20.9	1	Whole blood
8	2.4	2	Breathalyzer "BAC"
4	1.2	3	Urine
0	0.0	4	Vitreous
0	0.0	5	Blood plasma/serum
0	0.0	6	Blood clot
0	0.0	7	Liver
0	0.0	8	Other test type
2	0.6	10	Preliminary Breath Test (PBT)
53	15.8	99	Unknown / not reported

BUSES INVOLVED IN FATAL ACCIDENTS, 2006
FARS OCCUPANT VARIABLES

Variable	Name	Format	Type	Length
v348	OCC ALCOHOL TEST RESULT	FT_RES	Numeric	3

<u>N</u>	<u>Prcnt</u>	<u>Code</u>	<u>Label</u>
69	20.6	0	BAC result < 0.01%
0	0.0	94	.94 or greater
1	0.3	95	Test refused
197	58.8	96	None given
15	4.5	97	AC test performed, results unknown
0	0.0	98	Positive reading with no actual value
53	15.8	99	Unknown if tested

Variable	Name	Format	Type	Length
v361	RACE	FRACE	Numeric	3

<u>N</u>	<u>Prcnt</u>	<u>Code</u>	<u>Label</u>
324	96.7	0	Not a fatality (not applicable)
6	1.8	1	White
0	0.0	2	Black
0	0.0	3	American Indian (includes Aleuts and Eskimos)
			Asian or Pacific Islander
0	0.0	4	Chinese
0	0.0	5	Japanese
0	0.0	6	Hawaiian (includes part-Hawaiian)
0	0.0	7	Filipino
0	0.0	18	Asian Indian
0	0.0	19	Other Indian (includes South/Central American, not American/Asian Indians)
0	0.0	28	Korean
0	0.0	38	Samoan
0	0.0	48	Vietnamese
0	0.0	58	Guamanian
0	0.0	68	Other Asian or Pacific Islander
0	0.0	78	Asian or Pacific Islander, no specific (individual) race
0	0.0	97	Multiple races (individuals races not specified; ex. "mixed")
0	0.0	98	All other races
5	1.5	99	Unknown

BUSES INVOLVED IN FATAL ACCIDENTS, 2006
FARS OCCUPANT VARIABLES

Variable	Name	Format	Type	Length
v362	HISPANIC ORIGIN	FHISPAN	Numeric	3

<u>N</u>	<u>Prcnt</u>	<u>Code</u>	<u>Label</u>
324	96.7	0	Not a fatality (not applicable)
2	0.6	1	Mexican
0	0.0	2	Puerto Rican
0	0.0	3	Cuban
0	0.0	4	Central or South American
0	0.0	5	European Spanish
1	0.3	6	Hispanic, origin not specified or other origin
3	0.9	7	Non-Hispanic
5	1.5	99	Unknown

Variable	Name	Format	Type	Length
v363	OCC DEAD ON ARRIVAL	FDOA01F	Numeric	3

<u>N</u>	<u>Prcnt</u>	<u>Code</u>	<u>Label</u>
328	97.9	0	Not applicable (non-fatals/victims dying other than scene)
5	1.5	7	Died at scene
0	0.0	8	Died en route
2	0.6	9	Fatal, unknown location

The SURVEY Variables

Information in variables 1110 through 1870 was collected by the BIFA interview

Variable	Name	Format	Type	Length
v1110	BUS MAKE	V1110_F	Numeric	4

<u>N</u>	<u>Prcnt</u>	<u>Code</u>	<u>Label</u>
0	0.0	1	AM General
1	0.3	7	Dodge
40	11.9	12	Ford
11	3.3	20	Chevrolet
6	1.8	23	GMC
0	0.0	51	Volvo
11	3.3	82	Freightliner
63	18.8	84	International Harvester
26	7.8	90	Blue Bird
0	0.0	91	Eagle Coach
29	8.7	92	Gillig
25	7.5	93	MCI
17	5.1	94	Thomas Built
3	0.9	111	Fixible/Grumman Fixible
7	2.1	112	Neoplan
19	5.7	113	New Flyer
1	0.3	114	Ontario
7	2.1	115	TMC
14	4.2	116	Orion
7	2.1	117	Prevost
9	2.7	118	Van Hool
14	4.2	201	NABI
17	5.1	202	Nova
7	2.1	998	Other
1	0.3	999	Unknown

Variable	Name	Format	Type	Length
v1130	MODEL YEAR	V1130_F	Numeric	4

<u>N</u>	<u>Prcnt</u>	<u>Code</u>	<u>Label</u>
1	0.3	1972	1972
1	0.3	1978	1978
1	0.3	1982	1982
2	0.6	1983	1983
3	0.9	1987	1987
3	0.9	1988	1988
3	0.9	1989	1989
5	1.5	1990	1990

BUSES INVOLVED IN FATAL ACCIDENTS, 2006
SURVEY VARIABLES

<u>N</u>	<u>Prcnt</u>	<u>Code</u>	<u>Label</u>
2	0.6	1991	1991
4	1.2	1992	1992
9	2.7	1993	1993
9	2.7	1994	1994
12	3.6	1995	1995
21	6.3	1996	1996
18	5.4	1997	1997
21	6.3	1998	1998
29	8.7	1999	1999
34	10.1	2000	2000
26	7.8	2001	2001
32	9.6	2002	2002
24	7.2	2003	2003
17	5.1	2004	2004
32	9.6	2005	2005
22	6.6	2006	2006
3	0.9	2007	2007
1	0.3	9999	Unknown

Variable	Name	Format	Type	Length
v1140	FRONT OF BUS	V1140_F	Numeric	4

<u>N</u>	<u>Prcnt</u>	<u>Code</u>	<u>Label</u>
2	0.6	0	Unknown
121	36.1	1	Conventional Hood
209	62.4	2	Flat Front
3	0.9	8	Other

Variable	Name	Format	Type	Length
v1170	BUS MODEL	\$CHAR10	Char	10

BUS MODEL NAME OR NUMBER

<u>N</u>	<u>Prcnt</u>	<u>Code</u>	<u>Label</u>
2	0.6	102A3	
		-	Model name or number
4	1.2	VISION	

Variable	Name	Format	Type	Length
v1180	BUS TYPE	V1180_F	Numeric	4

<u>N</u>	<u>Prcnt</u>	<u>Code</u>	<u>Label</u>
9	2.7	1	Type A School Bus

BUSES INVOLVED IN FATAL ACCIDENTS, 2006
SURVEY VARIABLES

<u>N</u>	<u>Prcnt</u>	<u>Code</u>	<u>Label</u>
0	0.0	2	Type B School Bus
71	21.2	3	Type C School Bus
49	14.6	4	Type D School Bus
111	33.1	5	Flat Front (like transit or shuttle)
7	2.1	6	Big Cowl & Chassis
49	14.6	7	High Platform
30	9.0	8	Small Cowl & Chassis
3	0.9	9	Van
4	1.2	98	Other
2	0.6	99	Unknown

Variable	Name	Format	Type	Length
v1190	DESCRIPTION OF BUS	\$CHAR50	Char	50

<u>N</u>	<u>Prcnt</u>	<u>Label</u>
7	2.1	Articulated Heavy-Duty Transit Bus
1	0.3	Conventional Hood Bus
3	0.9	Conventional Hood Medium-Duty Shuttle Bus
1	0.3	Conventional Hood Shuttle Bus
1	0.3	Double-Decked Heavy-Duty Transit Bus
9	2.7	Express Commuter Coach
97	29.0	Heavy-Duty Transit Bus
1	0.3	Historic Cable Car on Truck-Based Chassis
1	0.3	Inmate Security Bus
1	0.3	Large Passenger Van
2	0.6	Large Passenger Van with Cargo Trailer
40	11.9	Long-Distance Coach
1	0.3	Low Floor Mid-Size Transit Bus
1	0.3	Recycled School Bus
1	0.3	Recycled School Bus Converted into Party Bus
1	0.3	Recycled School Bus Converted into Patio Bus
115	34.3	School Bus
4	1.2	Shuttle Bus
1	0.3	Small Limousine Bus
2	0.6	Small Paratransit Shuttle Bus
8	2.4	Small School Bus
18	5.4	Small Shuttle Bus
1	0.3	Small Shuttle Bus with Cargo Trailer
8	2.4	Small Shuttle Bus with Wheelchair Lift
1	0.3	Small Special Needs School Bus
6	1.8	Special Needs School Bus
2	0.6	Trolley Replica Bus
1	0.3	Unknown

BUSES INVOLVED IN FATAL ACCIDENTS, 2006
SURVEY VARIABLES

Variable	Name	Format	Type	Length
v1200	NUMBER OF AXLES	V1200_F	Numeric	4

<u>N</u>	<u>Prcnt</u>	<u>Code</u>	<u>Label</u>
276	82.4	2	2 axles
58	17.3	3	3 axles
1	0.3	9	Unknown

Variable	Name	Format	Type	Length
v1220	PASSENGER SEATING CAPACITY	V1220_F	Numeric	4

<u>N</u>	<u>Prcnt</u>	<u>Code</u>	<u>Label</u>
1	0.3	8	8 Seats
1	0.3	9	9 Seats
1	0.3	11	11 Seats
1	0.3	12	12 Seats
1	0.3	13	13 Seats
7	2.1	14	14 Seats
4	1.2	15	15 Seats
4	1.2	16	16 Seats
2	0.6	17	17 Seats
2	0.6	18	18 Seats
1	0.3	19	19 Seats
5	1.5	20	20 Seats
1	0.3	21	21 Seats
5	1.5	22	22 Seats
3	0.9	24	24 Seats
4	1.2	25	25 Seats
1	0.3	26	26 Seats
3	0.9	27	27 Seats
6	1.8	28	28 Seats
2	0.6	29	29 Seats
3	0.9	30	30 Seats
1	0.3	31	31 Seats
3	0.9	32	32 Seats
1	0.3	33	33 Seats
1	0.3	34	34 Seats
2	0.6	35	35 Seats
8	2.4	36	36 Seats
8	2.4	37	37 Seats
7	2.1	38	38 Seats
7	2.1	39	39 Seats
21	6.3	40	40 Seats
3	0.9	41	41 Seats
1	0.3	42	42 Seats
13	3.9	43	43 Seats

<u>N</u>	<u>Prcnt</u>	<u>Code</u>	<u>Label</u>
6	1.8	44	44 Seats
9	2.7	45	45 Seats
9	2.7	47	47 Seats
4	1.2	48	48 Seats
6	1.8	49	49 Seats
1	0.3	50	50 Seats
1	0.3	51	51 Seats
2	0.6	52	52 Seats
1	0.3	53	53 Seats
4	1.2	54	54 Seats
5	1.5	55	55 Seats
6	1.8	56	56 Seats
9	2.7	57	57 Seats
2	0.6	59	59 Seats
4	1.2	60	60 Seats
4	1.2	62	62 Seats
1	0.3	64	64 Seats
11	3.3	65	65 Seats
9	2.7	66	66 Seats
2	0.6	68	68 Seats
1	0.3	70	70 Seats
13	3.9	71	71 Seats
19	5.7	72	72 Seats
1	0.3	74	74 Seats
3	0.9	77	77 Seats
8	2.4	78	78 Seats
14	4.2	84	84 Seats
1	0.3	87	87 Seats
2	0.6	90	90 Seats
1	0.3	100	100 Seats
36	10.7	996	15 or more seats
6	1.8	999	Unknown

Variable	Name	Format	Type	Length
v1310	DESCRIPTION OF OPERATING AUTHORITY	\$CHAR50	Char	50

OPERATING AUTHORITY

<u>N</u>	<u>Prcnt</u>	<u>Label</u>
1	0.3	Assisted Living Facility Resident Transportation
1	0.3	Athletic Team Fan Charter Service
1	0.3	Casino Guest Shuttle Service
2	0.6	Casino Trip Charter Service
1	0.3	Charter School Student Transportation
24	7.2	Charter Service

BUSES INVOLVED IN FATAL ACCIDENTS, 2006
SURVEY VARIABLES

<u>N</u>	<u>Prcnt</u>	<u>Label</u>
1	0.3	Church Group Trip Charter Service
2	0.6	Church Use
1	0.3	Community Action Agency Preschool Program
1	0.3	Commuter Service
2	0.6	Contracted Carrier for Airport Parking Shuttle
1	0.3	Contracted Carrier for Casio Employee Shuttle
1	0.3	Contracted Carrier for Employee Shuttle Service
1	0.3	Contracted Carrier for Gated Community Residents
36	10.7	Contracted Carrier for School District
1	0.3	Contracted Carrier for State Human Services Agency
2	0.6	Contracted Carrier for Transit Authority
1	0.3	Contractor for Child Daycare Transportation
1	0.3	Contractor for Childhood Development Program
1	0.3	Contractor for Transportation of Disabled Adults
1	0.3	County Parks & Recreation Unit
1	0.3	County Transit System
1	0.3	County Transit System& Employment Commuter Service
1	0.3	County Transportation Authority
1	0.3	Courtesy Shuttle Service for Ferry Passengers
1	0.3	District Department of Corrections
1	0.3	Employee Shuttle Transportation
1	0.3	Employee Transportation
1	0.3	Faith-Based Community Center
1	0.3	Farm Labor Transportation
1	0.3	Individually-Owned Bus Providing School Transport
2	0.6	International Passenger Service
3	0.9	Interstate Passenger & Express Freight
1	0.3	Interstate Passenger Service
1	0.3	Medical Paratransit Transportation Company
1	0.3	Municipal Transit & Express Commuter Service
1	0.3	Musical Group Touring Transportation
1	0.3	Non-profit Organization for Developmentally Disabled
2	0.6	Non-profit Senior Citizen Service Agency
2	0.6	Nursing Home Resident Transportation
1	0.3	Paratransit Contractor for Transit District
1	0.3	Paratransit Service
1	0.3	Public Healthcare System Client Transportation
86	25.7	Public School District
4	1.2	Public School State Department of Education
1	0.3	Retirement Community Resident Transportation
1	0.3	Retirement Home Resident Transportation
5	1.5	Scheduled Route & Commuter Service Regional Urban
1	0.3	Scheduled Route & Commuter Service Urban Area
1	0.3	Scheduled Route & Demand-response Urban Area
1	0.3	Scheduled Route & On-demand Regional Rural Area
2	0.6	Scheduled Route & Paratransit Regional Urban Area
2	0.6	Scheduled Route Municipal Transit System

<u>N</u>	<u>Prcnt</u>	<u>Label</u>
1	0.3	Scheduled Route Regional Area
1	0.3	Scheduled Route Regional RURAL Area
96	28.7	Scheduled Route Regional Urban Area
9	2.7	Scheduled Route Urban Area
4	1.2	School Group Field Trip Charter Service
1	0.3	Senior Citizen Outing Charter Service
1	0.3	Shopping Expedition Charter Service
1	0.3	Sightseeing Charter Service
1	0.3	Snowmobile Tour Company Participant Transportation
1	0.3	Special Needs Paratransit & Fixed Route Service
1	0.3	Temporary Employment Agency Worker Transportation
1	0.3	University Athletic Team Charter Service
3	0.9	Unknown

Variable	Name	Format	Type	Length
v1350	BUS OPERATOR TYPE	V1350_F	Numeric	4

<u>N</u>	<u>Prcnt</u>	<u>Code</u>	<u>Label</u>
91	27.2	1	School District
119	35.5	2	Urban Transit Authority
6	1.8	3	Scheduled Intercity
37	11.0	4	Charter Bus
2	0.6	5	Private Company (not pass transport)
7	2.1	6	Non-government Organization
10	3.0	7	Non-educational Unit of Government
1	0.3	8	Private individual for Personal Transportation
37	11.0	9	Contractor for School District
22	6.6	98	Other
3	0.9	99	Unknown

Variable	Name	Format	Type	Length
v1360	AREA OF OPERATION	V1360_F	Numeric	4

<u>N</u>	<u>Prcnt</u>	<u>Code</u>	<u>Label</u>
132	39.4	1	Interstate
177	52.8	2	Intrastate
26	7.8	9	Unknown

BUSES INVOLVED IN FATAL ACCIDENTS, 2006
SURVEY VARIABLES

Variable	Name	Format	Type	Length
v1370	OPERATING AUTHORITY	V1370_F	Numeric	4

<u>N</u>	<u>Prcnt</u>	<u>Code</u>	<u>Label</u>
19	5.7	1	Private
97	29.0	2	For Hire
217	64.8	3	Government owned
2	0.6	9	Unknown

Variable	Name	Format	Type	Length
v1380	TRIP TYPE	V1380_F	Numeric	4

<u>N</u>	<u>Prcnt</u>	<u>Code</u>	<u>Label</u>
277	82.7	1	Local
12	3.6	2	51 to 100 miles
4	1.2	3	101 to 150 miles
3	0.9	4	151 to 200 miles
13	3.9	5	201 to 500 miles
2	0.6	6	Over 500 miles
2	0.6	7	Unknown over-the-road trip distance
22	6.6	9	Unknown

Variable	Name	Format	Type	Length
v1510	HOURS OF DRIVING	V1510_F	Numeric	4

<u>N</u>	<u>Prcnt</u>	<u>Code</u>	<u>Label</u>
62	18.5	1	1 hour
43	12.8	2	2 hours
43	12.8	3	3 hours
26	7.8	4	4 hours
19	5.7	5	5 hours
17	5.1	6	6 hours
15	4.5	7	7 hours
11	3.3	8	8 hours
3	0.9	9	9 hours
1	0.3	11	11 hours
2	0.6	98	Unoccupied
93	27.8	99	Unknown

Variable	Name	Format	Type	Length
v1520	COMPENSATION-HOURLY	V1520_F	Numeric	4

<u>N</u>	<u>Prcnt</u>	<u>Code</u>	<u>Label</u>
227	67.8	1	Yes
55	16.4	2	No
53	15.8	9	Unknown

Variable	Name	Format	Type	Length
v1530	COMPENSATION-MILEAGE	V1530_F	Numeric	4

<u>N</u>	<u>Prcnt</u>	<u>Code</u>	<u>Label</u>
5	1.5	1	Yes
278	83.0	2	No
52	15.5	9	Unknown

Variable	Name	Format	Type	Length
v1540	COMPENSATION-TIPS	V1540_F	Numeric	4

<u>N</u>	<u>Prcnt</u>	<u>Code</u>	<u>Label</u>
5	1.5	1	Yes
278	83.0	2	No
52	15.5	9	Unknown

Variable	Name	Format	Type	Length
v1550	COMPENSATION-PERCENT REVENUE	V1550_F	Numeric	4

<u>N</u>	<u>Prcnt</u>	<u>Code</u>	<u>Label</u>
2	0.6	1	Yes
281	83.9	2	No
52	15.5	9	Unknown

Variable	Name	Format	Type	Length
v1560	COMPENSATION-SALARY	V1560_F	Numeric	4

<u>N</u>	<u>Prcnt</u>	<u>Code</u>	<u>Label</u>
14	4.2	1	Yes
269	80.3	2	No
52	15.5	9	Unknown

BUSES INVOLVED IN FATAL ACCIDENTS, 2006
SURVEY VARIABLES

Variable	Name	Format	Type	Length
v1570	COMPENSATION-DRIVER OWNER	V1570_F	Numeric	4

<u>N</u>	<u>Prcnt</u>	<u>Code</u>	<u>Label</u>
3	0.9	1	Yes
281	83.9	2	No
51	15.2	9	Unknown

Variable	Name	Format	Type	Length
v1580	COMPENSATION-DRIVER VOLUNTEER	V1580_F	Numeric	4

<u>N</u>	<u>Prcnt</u>	<u>Code</u>	<u>Label</u>
2	0.6	1	Yes
281	83.9	2	No
52	15.5	9	Unknown

Variable	Name	Format	Type	Length
v1590	COMPENSATION-DRIVER PRIMARY EMP NOT BUS DRIVER	V1590_F	Numeric	4

DRIVER'S PRIMARY EMPLOYMENT IS NOT AS A BUS DRIVER

<u>N</u>	<u>Prcnt</u>	<u>Code</u>	<u>Label</u>
7	2.1	1	Yes
276	82.4	2	No
52	15.5	9	Unknown

Variable	Name	Format	Type	Length
v1600	COMPENSATION-OTHER	V1600_F	Numeric	4

<u>N</u>	<u>Prcnt</u>	<u>Code</u>	<u>Label</u>
36	10.7	1	Yes
248	74.0	2	No
51	15.2	9	Unknown

Variable	Name	Format	Type	Length
v1610	DESCRIPTION OF COMPENSATION	\$CHAR50	Char	50

COMPENSATION METHOD

<u>N</u>	<u>Prcnt</u>	<u>Label</u>
1	0.3	Bus driver/owner charges passengers weekly rate

<u>N</u>	<u>Prcnt</u>	<u>Label</u>
2	0.6	Church volunteer
240	71.6	Compensation Coded
1	0.3	Driver in training
1	0.3	Driver is also activities coordinator
1	0.3	Driver is also farm laborer
1	0.3	Driver is also support staff for Parks & Recreation Unit
1	0.3	Driver is also teacher for school district
1	0.3	Driver is also temp worker & paid bonus to drive
1	0.3	Driver is corrections officer
1	0.3	Driver is mechanic transferring bus
1	0.3	Driver rented bus from company for charter trip
1	0.3	Greater of hourly or mileage plus tips
1	0.3	Mechanic test driving bus
1	0.3	No driver – unoccupied bus strikes mechanic
10	3.0	Paid by day
2	0.6	Paid by day plus tips
5	1.5	Paid by route
2	0.6	Paid by run
8	2.4	Paid by trip
1	0.3	Paid hourly and by trip
1	0.3	Paid hourly with guaranteed base pay
1	0.3	Salary plus percentage based on mileage
50	14.9	Unknown

Variable	Name	Format	Type	Length
v1710	ACCIDENT TYPE	V1710_F	Numeric	4

<u>N</u>	<u>Prcnt</u>	<u>Code</u>	<u>Label</u>
4	1.2	0	No impact
1	0.3	1	Drive off road, right
		-	Diagram number (see appendix)
1	0.3	97	Untripped rollover
27	8.1	98	Other accident type
2	0.6	99	Unknown

Variable	Name	Format	Type	Length
v1720	PEDESTRIAN FATALITY	V1720_F	Numeric	4

<u>N</u>	<u>Prcnt</u>	<u>Code</u>	<u>Label</u>
1	0.3	0	Not Applicable
12	3.6	1	Discharged Passenger
3	0.9	2	Intended Passenger
75	22.4	3	Not Related to Bus
230	68.7	97	No non-motorist involvement

BUSES INVOLVED IN FATAL ACCIDENTS, 2006
SURVEY VARIABLES

<u>N</u>	<u>Prcnt</u>	<u>Code</u>	<u>Label</u>
8	2.4	98	Other
6	1.8	99	Unknown

Variable	Name	Format	Type	Length
v1830	INTERVIEW CONDUCTED	V1830_F	Numeric	4

<u>N</u>	<u>Prcnt</u>	<u>Code</u>	<u>Label</u>
265	79.1	1	Yes
70	20.9	2	No

Variable	Name	Format	Type	Length
v1840	POLICE REPORT	V1840_F	Numeric	4

<u>N</u>	<u>Prcnt</u>	<u>Code</u>	<u>Label</u>
334	99.7	1	Yes
1	0.3	2	No

Variable	Name	Format	Type	Length
v1850	FAX/MAIL	V1850_F	Numeric	4

INFORMATION RECEIVED BY FAX OR MAIL

<u>N</u>	<u>Prcnt</u>	<u>Code</u>	<u>Label</u>
63	18.8	1	Yes
272	81.2	2	No

Variables 1861 through 1870 indicate modifications to responses received from the interview. Also indicated here are deductions made by the editors to fill in missing data elements. The numbers coded in these variables are the question numbers on the interview form (see appendix).

Variable	Name	Format	Type	Length
v1861	1ST QUESTION DERIVED	V1861_F	Numeric	4

<u>N</u>	<u>Prcnt</u>	<u>Code</u>	<u>Label</u>
332	99.1	0	None
1	0.3	12	Question 12
2	0.6	15	Question 15

BUSES INVOLVED IN FATAL ACCIDENTS, 2006
SURVEY VARIABLES

Variable	Name	Format	Type	Length
v1862	2ND QUESTION DERIVED	V1862_F	Numeric	4

<u>N</u>	<u>Prcnt</u>	<u>Code</u>	<u>Label</u>
334	99.7	0	None
1	0.3	13	Question 13

Variable	Name	Format	Type	Length
v1863	3RD QUESTION DERIVED	V1863_F	Numeric	4

<u>N</u>	<u>Prcnt</u>	<u>Code</u>	<u>Label</u>
334	99.7	0	None
1	0.3	15	Question 15

Variable	Name	Format	Type	Length
v1864	4TH QUESTION DERIVED	V1864_F	Numeric	4

<u>N</u>	<u>Prcnt</u>	<u>Code</u>	<u>Label</u>
335	100.0	0	None

Variable	Name	Format	Type	Length
v1865	5TH QUESTION DERIVED	V1865_F	Numeric	4

<u>N</u>	<u>Prcnt</u>	<u>Code</u>	<u>Label</u>
335	100.0	0	None

Variable	Name	Format	Type	Length
v1866	6TH QUESTION DERIVED	V1866_F	Numeric	4

<u>N</u>	<u>Prcnt</u>	<u>Code</u>	<u>Label</u>
335	100.0	0	None

Variable	Name	Format	Type	Length
v1867	7TH QUESTION DERIVED	V1867_F	Numeric	4

<u>N</u>	<u>Prcnt</u>	<u>Code</u>	<u>Label</u>
335	100.0	0	None

BUSES INVOLVED IN FATAL ACCIDENTS, 2006
SURVEY VARIABLES

Variable	Name	Format	Type	Length
v1868	8TH QUESTION DERIVED	V1868_F	Numeric	4
<u>N</u>	<u>Prcnt</u>	<u>Code</u>	<u>Label</u>	
335	100.0	0	None	

Variable	Name	Format	Type	Length
v1869	9TH QUESTION DERIVED	V1869_F	Numeric	4
<u>N</u>	<u>Prcnt</u>	<u>Code</u>	<u>Label</u>	
335	100.0	0	None	

Variable	Name	Format	Type	Length
v1870	10TH QUESTION DERIVED	V1870_F	Numeric	4
<u>N</u>	<u>Prcnt</u>	<u>Code</u>	<u>Label</u>	
335	100.0	0	None	

BUSES INVOLVED IN FATAL ACCIDENTS, 2006
 SURVEY VARIABLES – VEHICLES NOT IN-TRANSPORT

SURVEY Variables for Vehicles Not In-Transport

Variable	Name	Format	Type	Length
v1140	FRONT OF BUS	V1140_F	Numeric	4

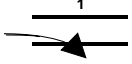
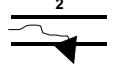
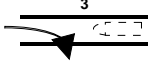

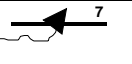







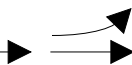
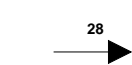
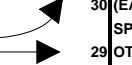
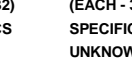

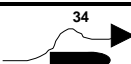



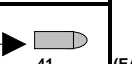




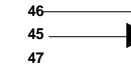

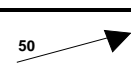

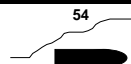
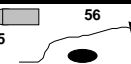
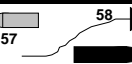

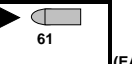





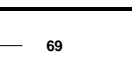



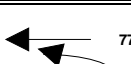





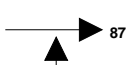





<u>N</u>	<u>Prcnt</u>	<u>Code</u>	<u>Label</u>
4	50.0	1	Conventional Hood
4	50.0	2	Flat Front

Variable	Name	Format	Type	Length
v1180	BUS TYPE	V1180_F	Numeric	4

<u>N</u>	<u>Prcnt</u>	<u>Code</u>	<u>Label</u>
1	12.5	4	Type D School Bus
1	12.5	5	Flat Front (like transit or shuttle)
2	25.0	6	Big Cowl & Chassis
2	25.0	7	High Platform
1	12.5	8	Small Cowl & Chassis
1	12.5	98	Other

APPENDIX

ACCIDENT TYPES (INCLUDES INTENT)

CATEGORY	CONFIGURATION		4	5
I SINGLE DRIVER	A. RIGHT ROADSIDE DEPARTURE	 DRIVE OFF ROAD  CONTROL/ TRACTION LOSS  AVOID COLLISION W/ VEHICLE, PEDESTRIAN, ANIMAL	SPECIFICS OTHER	SPECIFICS UNKNOWN
	B. LEFT ROADSIDE DEPARTURE	 DRIVE OFF ROAD  CONTROL/ TRACTION LOSS  AVOID COLLISION W/VEHICLE, PEDESTRIAN, ANIMAL	SPECIFICS OTHER	SPECIFICS UNKNOWN
	C. FORWARD IMPACT	 PARKED VEHICLE  STATIONARY OBJECT  PEDESTRIAN ANIMAL  END DEPARTURE	SPECIFICS OTHER	SPECIFICS UNKNOWN
II SAME TRAFFICWAY SAME DIRECTION	D. REAR-END	 STOPPED 21,22,23  21  23  SLOWER 25,26,27  25  26  27 DECELERATING 29,30,31 29 30 31	(EACH - 32) SPECIFICS OTHER	(EACH - 33) SPECIFICS UNKNOWN
	E. FORWARD IMPACT	 CONTROL/ TRACTION LOSS  CONTROL/ TRACTION LOSS  CONTROL/ TRACTION LOSS  CONTROL/ TRACTION LOSS  AVOID COLLISION WITH VEHICLE  AVOID COLLISION WITH VEHICLE  AVOID COLLISION WITH OBJECT AVOID COLLISION WITH OBJECT	(EACH - 42) SPECIFICS OTHER	(EACH - 43) SPECIFICS UNKNOWN
	F. SIDESWIPE ANGLE	 44  45  46  47	(EACH - 48) SPECIFICS OTHER	(EACH - 49) SPECIFICS UNKNOWN
III SAME TRAFFICWAY OPPOSITE DIRECTION	G. HEAD-ON	 50  51 LATERAL MOVE	(EACH - 52) SPECIFICS OTHER	(EACH - 53) SPECIFICS UNKNOWN
	H. FORWARD IMPACT	 CONTROL/ TRACTION LOSS  CONTROL/ TRACTION LOSS  CONTROL/ TRACTION LOSS  CONTROL/ TRACTION LOSS  AVOID COLLISION WITH VEHICLE  AVOID COLLISION WITH VEHICLE  AVOID COLLISION WITH OBJECT AVOID COLLISION WITH OBJECT	(EACH - 62) SPECIFICS OTHER	(EACH - 63) SPECIFICS UNKNOWN
	I. SIDESWIPE/ ANGLE	 64  65 LATERAL MOVE	(EACH - 66) SPECIFICS OTHER	(EACH - 67) SPECIFICS UNKNOWN
IV CHANGE TRAFFICWAY VEHICLE TURNING	J. TURN ACROSS PATH	 68  69  70  71  72 73 INITIAL OPPOSITE DIRECTIONS INITIAL SAME DIRECTION	(EACH - 74) SPECIFICS OTHER	(EACH - 75) SPECIFICS UNKNOWN
	K. TURN INTO PATH	 76  77  78  79  80  81 82 83 TURN INTO SAME DIRECTION TURN IN OPPOSITE DIRECTIONS	(EACH - 84) SPECIFICS OTHER	(EACH - 85) SPECIFICS UNKNOWN
V INTERSECTING PATH-VEHICLE DAMAGE	L. STRAIGHT PATHS	 86  87  88  89	(EACH - 90) SPECIFICS OTHER	(EACH - 91) SPECIFICS UNKNOWN
VI MISC.	M. BACKING ETC.	 92 BACKING VEHICLE  93 OTHER VEHICLE OR OBJECT	97 UNTRIPPED ROLLOVER 98 OTHER ACC TYPE 99 UNKNOWN ACC TYPE 00 NO IMPACT	

CENTER FOR NATIONAL TRUCK & BUS STATISTICS BUSES INVOLVED IN FATAL ACCIDENTS SURVEY

Accident Date _____ / _____ / **2006**
Month Day Year

ACCIDENT IDENTIFICATION *(fill out prior to interview)*

1. FARS State Code

_	_
1	2

 State of Accident _____

2. FARS Case No.

_	_	_	_
3	4	5	6

3. FARS Vehicle No.

_	_
7	8

NOTE: Put all information and calculations on this form.

5. Bus Model Year:

_	_	_	_
12	13	14	15

VEHICLE DESCRIPTION

4. Bus Make:
- | | | |
|-------------------------|-----|-----|
| AM General | [] | 001 |
| Dodge | [] | 007 |
| Ford | [] | 012 |
| Chevrolet | [] | 020 |
| GMC | [] | 023 |
| Freightliner | [] | 082 |
| International Harvester | [] | 084 |
| Blue Bird | [] | 090 |
| Eagle Coach | [] | 091 |
| Gillig | [] | 092 |
| MCI | [] | 093 |
| Thomas Built | [] | 094 |
| Flxible/Grumman Flxible | [] | 111 |
| Neoplan | [] | 112 |
| New Flyer | [] | 113 |
| Ontario | [] | 114 |
| TMC | [] | 115 |
| Orion | [] | 116 |
| Prevost | [] | 117 |
| Van Hool | [] | 118 |
| NABI | [] | 201 |
| Nova | [] | 202 |
| Other _____ | [] | 998 |
- (Specify)*

6. Front of Bus:

Conventional hood		[] 1
Flat Front		[] 2
Other _____		[] 8
<i>(Specify)</i>		16

7. Bus Model _____ (editor)
17 18 19 20 21 22 23 24 25 26

8. Bus Type:

Type A School Bus		[] 01
Type B School Bus		[] 02
Type C School Bus		[] 03
Type D School Bus		[] 04
Flat Front (like transit or shuttle bus)		[] 05
Big Cowl and Chassis		[] 06
High Platform		[] 07
Small Cowl and Chassis		[] 08
Van		[] 09
Other _____		[] 98
<i>(Specify)</i>		27-28

9. Describe the Bus:

 _____ (editor)

10. No. of Axles:

11. Passenger Seating Capacity:

(does not include driver but does include designated wheelchair spaces)

VEHICLE USE

12. Describe Bus Operating Authority:

83-132 (editor)

13. Bus Operator Type:

- School District
- Urban transit authority
- Scheduled intercity
- Charter bus
- Private company (not pass. transport)
- Non-govt. organization
- Non-educational unit of govt.
- Private individual for personal -transportation
- Contractor for School District
- Other _____

(Specify)

01
 02
 03
 04
 05
 06
 07

 08
 09
 98

133-134

15. Operator : Private

- Carry passengers for hire
- Govt. owned

1
 2
 3

136

14. Within twelve months before the accident, did any of the operator's buses carry passengers across state lines?

Yes
No

1
 2

135

16. Intended One-Way Trip Distance

- Local *(within a 50 mile radius of base)* 1
- Over-the-Road
- 51 to 100 miles 2
- 101 to 150 miles 3
- 151 to 200 miles 4
- 201 to 500 miles 5
- Greater than 500 miles 6
- Unknown over-the-road trip distance 7

137

DRIVER DESCRIPTION

17. How many hours had the driver been driving since the last 10-hour break?

_____	_____	Hrs.
138	139	

18. How was the driver compensated for this trip?
(check all that apply)

- Hourly
- Mileage
- Tips
- Percentage of revenue
- Salary
- Driver is owner
- Driver is volunteer
- Driver's primary employment is not as bus driver
- Other _____
(Specify)

	Yes	No	
Hourly	[] 1	[] 2	140
Mileage	[] 1	[] 2	141
Tips	[] 1	[] 2	142
Percentage of revenue	[] 1	[] 2	143
Salary	[] 1	[] 2	144
Driver is owner	[] 1	[] 2	145
Driver is volunteer	[] 1	[] 2	146
Driver's primary employment is not as bus driver	[] 1	[] 2	147
Other _____ <i>(Specify)</i>	[] 1	[] 2	148

19. Describe compensation method:

149-198

(editor)

REMAINDER TO BE COMPLETED BY EDITOR.

20. Collision avoidance section. Illustrate pre-collision scenario below. Enter GES code.

199 200

[Large empty box for collision avoidance scenario illustration]

21. Interview?

Yes
No

[] 1
[] 2
201

22. Police report?

Yes
No

[] 1
[] 2
202

23. FAX/Mail?

Yes
No

[] 1
[] 2
203

DERIVED INFORMATION (Insert question numbers.)

204 205 206 207 208 209 210 211 212 213
214 215 216 217 218 219 220 221 222 223

NON-MOTORIST FATALITY

24. Relationship of non-motorist to bus:

- Discharged passenger [] 01
- Intended passenger [] 02
- Not related to bus [] 03
- No non-motorist involvement [] 97
- Other _____ [] 98
(Specify)
- Unknown [] 99

224-225

25. PAR Number

226 227 228 229 230 231 232 233 234 235 236 237

26. ICC Number

238 239 240 241 242 243

27. DOT Number

244 245 246 247 248 249 250

28. State PSC Number

251 252 253 254 255 256 257 258 259 260

29. State issuing

261 262