

Unless otherwise noted, the content of this course material is licensed under a Creative Commons Attribution 3.0 License.
<http://creativecommons.org/licenses/by/3.0/>

© 2009, Peter Von Buelow

You assume all responsibility for use and potential liability associated with any use of the material. Material contains copyrighted content, used in accordance with U.S. law. Copyright holders of content included in this material should contact open.michigan@umich.edu with any questions, corrections, or clarifications regarding the use of content. The Regents of the University of Michigan do not license the use of third party content posted to this site unless such a license is specifically granted in connection with particular content. Users of content are responsible for their compliance with applicable law. Mention of specific products in this material solely represents the opinion of the speaker and does not represent an endorsement by the University of Michigan. For more information about how to cite these materials visit <https://open.umich.edu/education/about/terms-of-use>.

Any medical information in this material is intended to inform and educate and is not a tool for self-diagnosis or a replacement for medical evaluation, advice, diagnosis or treatment by a healthcare professional. You should speak to your physician or make an appointment to be seen if you have questions or concerns about this information or your medical condition. Viewer discretion is advised: Material may contain medical images that may be disturbing to some viewers.

Structural Continuity

- Continuity in Beams
- Deflection Method
- Slope Method
- Three-Moment Theorem

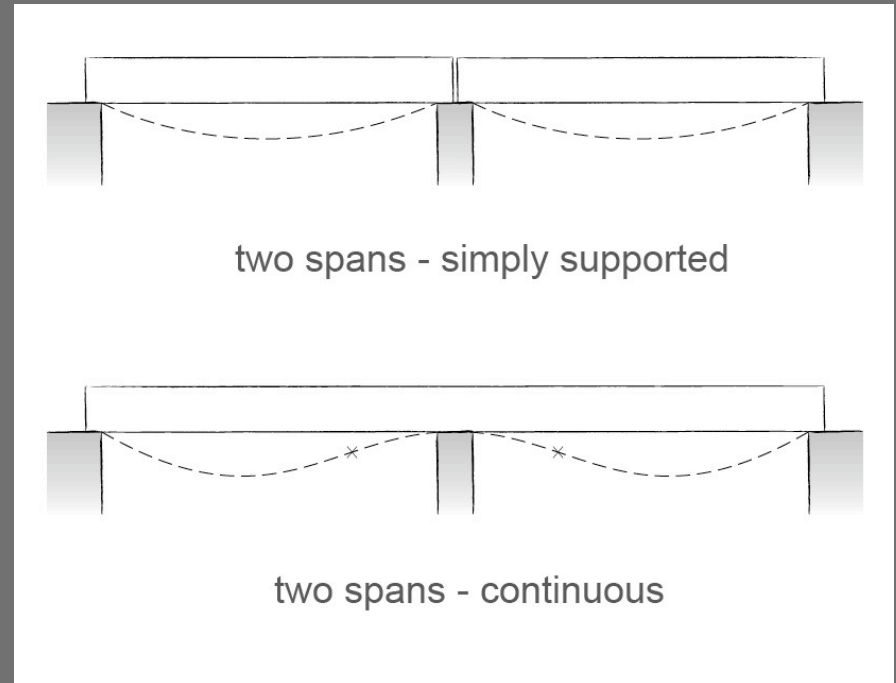


CC:BY Ryan Donaghy, <http://creativecommons.org/licenses/by/3.0/>

Millennium Bridge, London
Foster and Partners + Arup

Continuous Beams

- Continuous over one or more supports
 - Most common in monolithic concrete
 - Steel: continuous or with moment connections
 - Wood: as continuous beams, e.g. long Glulam spans
- Statically indeterminate
 - Cannot be solved by the three equations of statics alone
 - Internal forces (shear & moment) as well as reactions are effected by movement or settlement of the supports



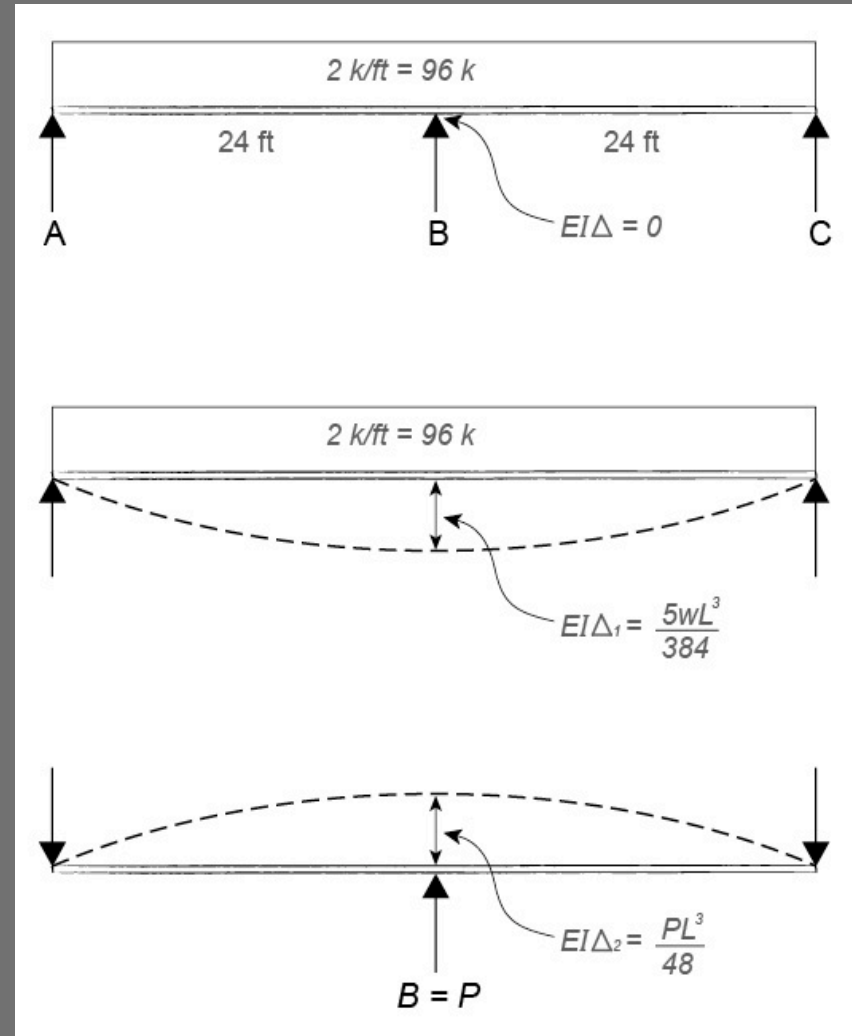
Source: University of Michigan, Department of Architecture

Deflection Method

- Two continuous spans
- Symmetric Load and Geometry

Procedure:

1. Remove the central support.
2. Calculate the central deflection for each load case as a simple span.
3. Set the resulting central deflection equal to the central reaction "deflection" upward, bringing the total central deflection back to zero.
4. Solve the resulting equation for the central reaction force.
5. Calculate the remaining two end reactions
6. Draw shear and moment diagrams as usual.

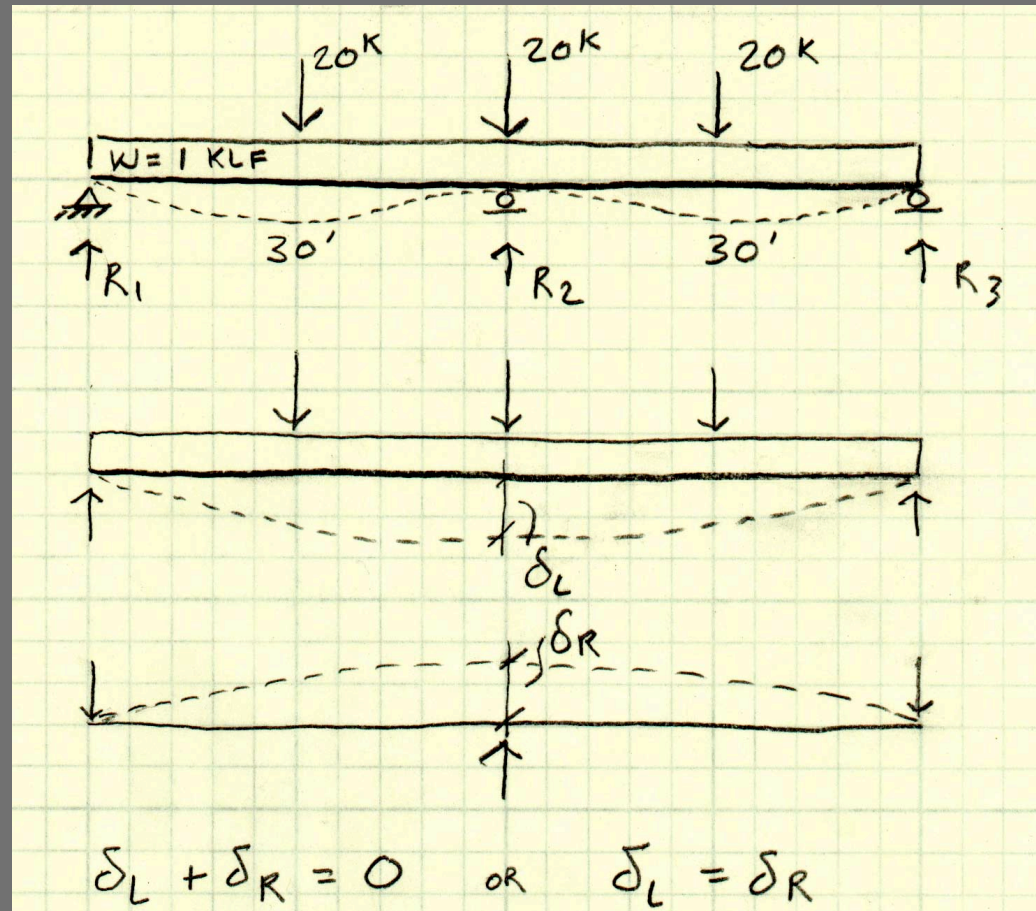


Source: University of Michigan, Department of Architecture

$$EI\Delta_1 + EI\Delta_2 = 0$$

Deflection Method Example:

Replace redundant reaction with point load, bringing reaction deflection to zero.



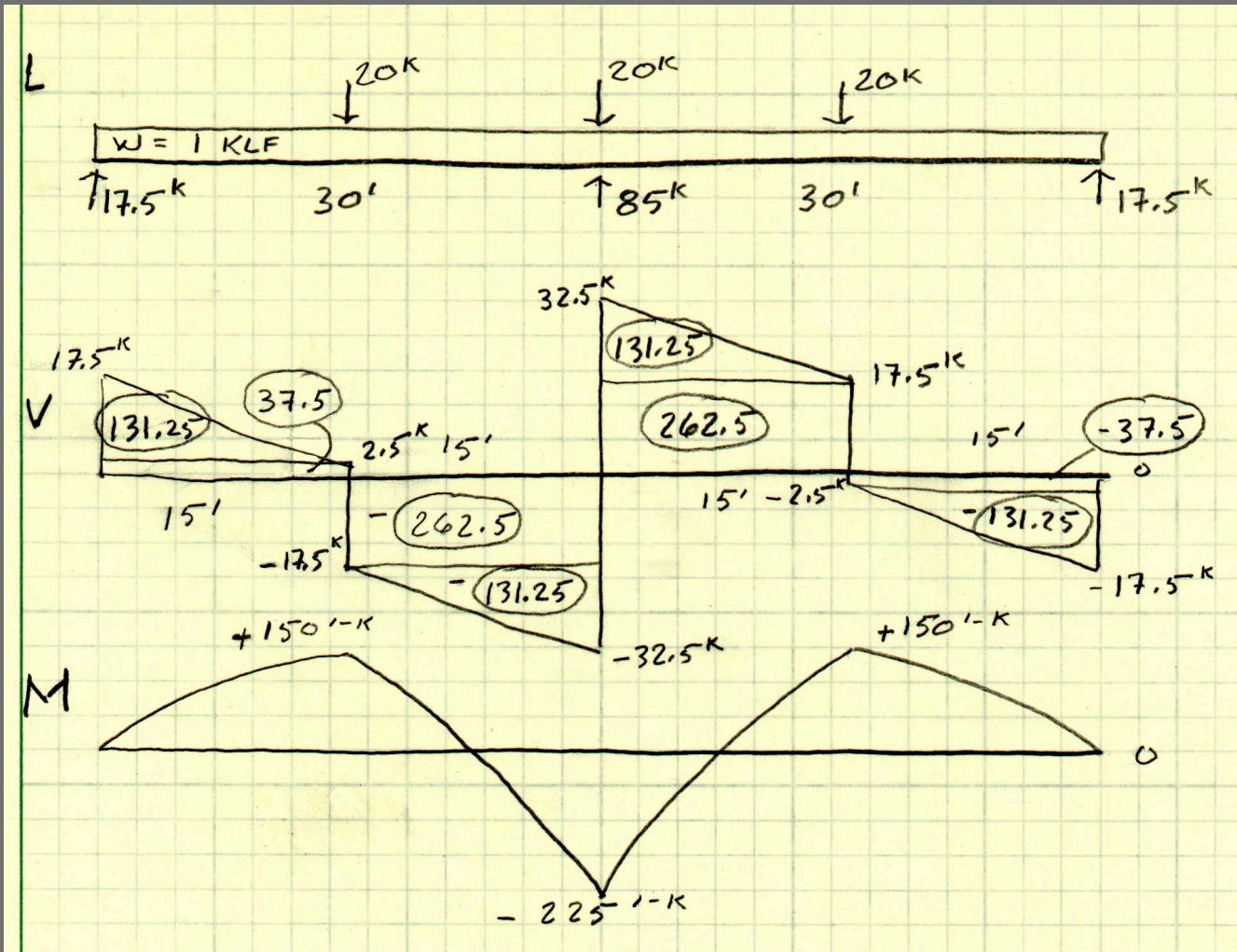
Deflection Method Example cont.:

Write deflection equations and solve for middle reaction. Solve remaining reactions by summation of forces.

$$\begin{aligned}\delta_L + \delta_R &= 0 \quad \text{OR} \quad \delta_L = \delta_R \\ \delta_L &= \frac{5w l^4}{384 EI} + \frac{19 P l^3}{384 EI} = \frac{5(1)(60)^4 + 19(20)(60)^3}{384 EI} \\ \delta_L &= 382500/EI = \delta_R = \frac{R_2 l^3}{48 EI} = R_2 4500/EI \\ R_2 &= 85 \text{ K} \\ \sum F_v = 0 &= R_1 + R_3 + 85 - 60 - 60 = 0 \\ R_1 = R_3 &= 17.5 \text{ K}\end{aligned}$$

Deflection Method Example cont.:

Complete the shear and moment diagrams.

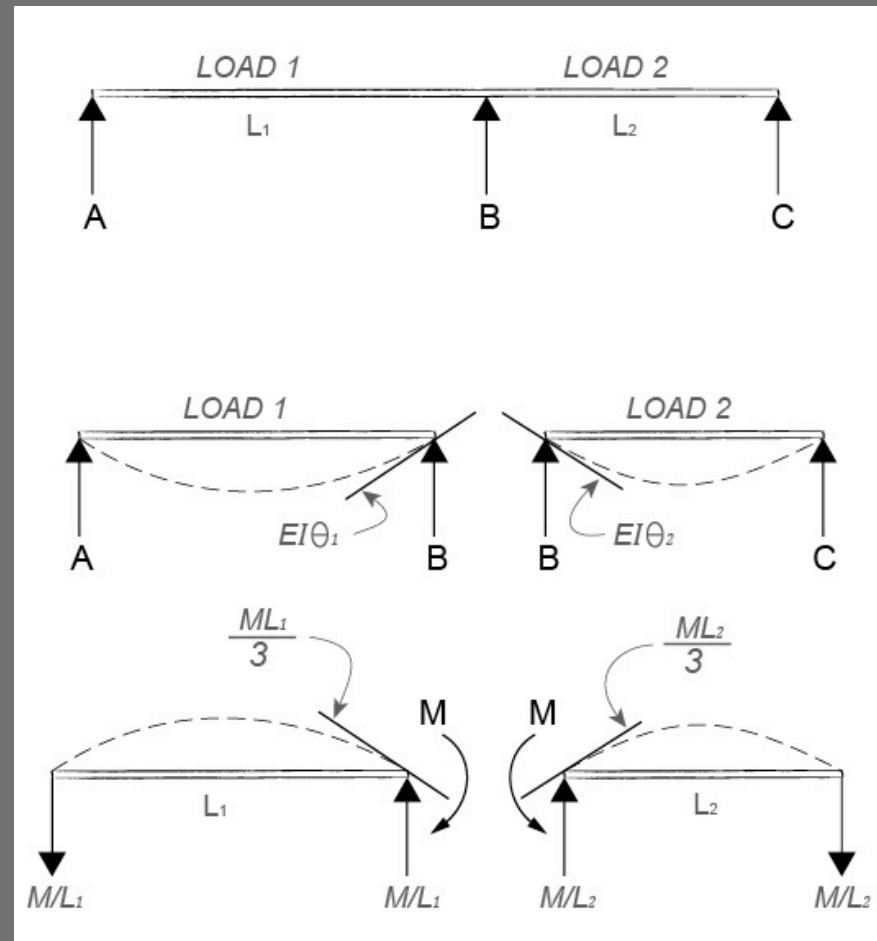


Slope Method

- Two continuous spans
- Non-Symmetric Load and Geometry

Procedure:

1. Break the beam into two halves at the interior support.
2. Calculate the interior slopes of the two simple spans.
3. Use the Slope Equation to solve for the negative interior moment.
4. Find the reactions of each of the simple spans plus the M/L reactions caused by the interior moment.
5. Add all the reactions by superposition.
6. Draw the shear and moment diagrams as usual.

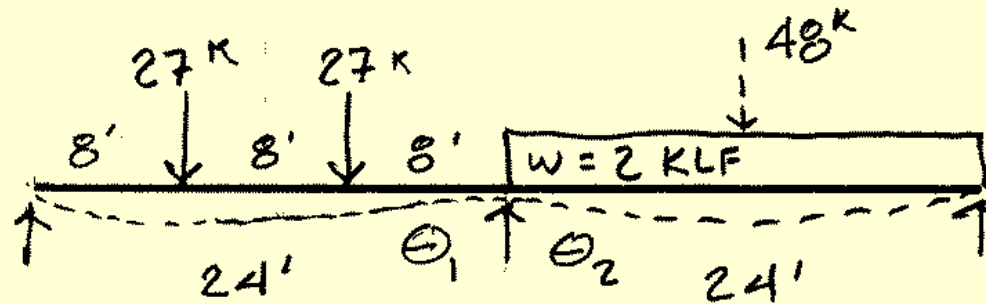


Source: University of Michigan, Department of Architecture

$$M = \frac{3}{L_1 + L_2} [EI\Theta_1 + EI\Theta_2]$$

Example of Slope Method:

Use slope formula to solve interior moment



$$EI\theta_1 = \frac{PL^2}{9} = \frac{27(24)^2}{9} = 1728$$

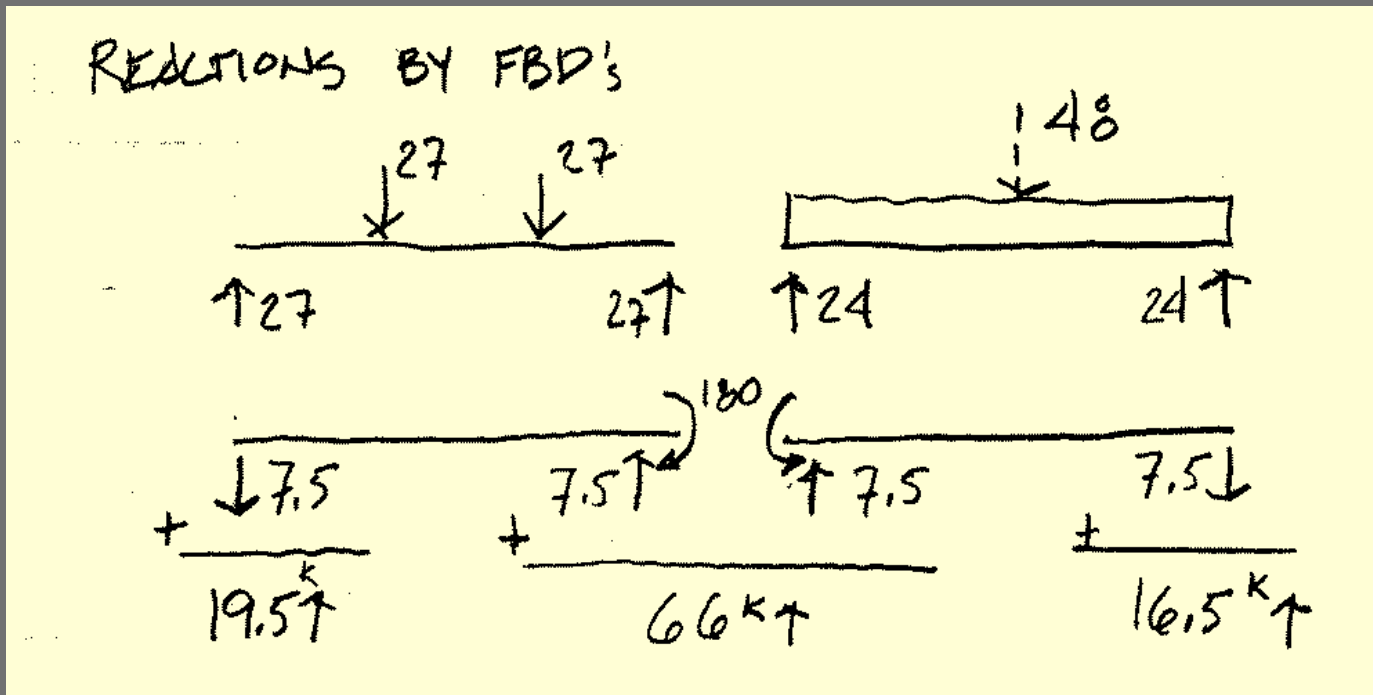
$$EI\theta_2 = \frac{WL^2}{24} = \frac{48(24)^2}{24} = 1152$$

$$M = \frac{3}{L_1 + L_2} [EI\theta_1 + EI\theta_2] = \frac{3}{48} [2880]$$

$$M = 180 \text{ k}'$$

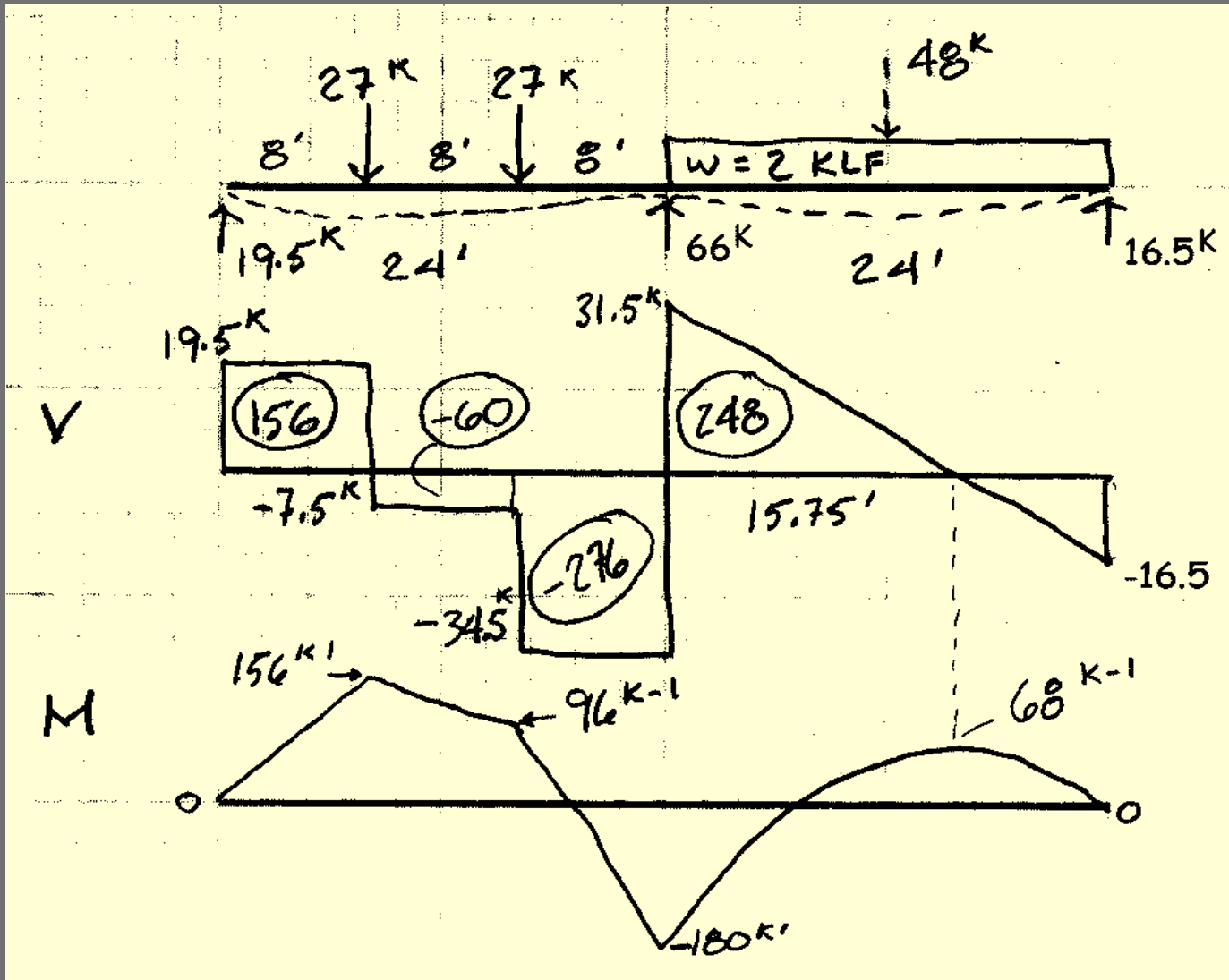
Example of Slope Method cont.:

Solve the end reactions by superposition of FBD's



Example of Slope Method cont.:

Construct load, shear and moment diagrams.

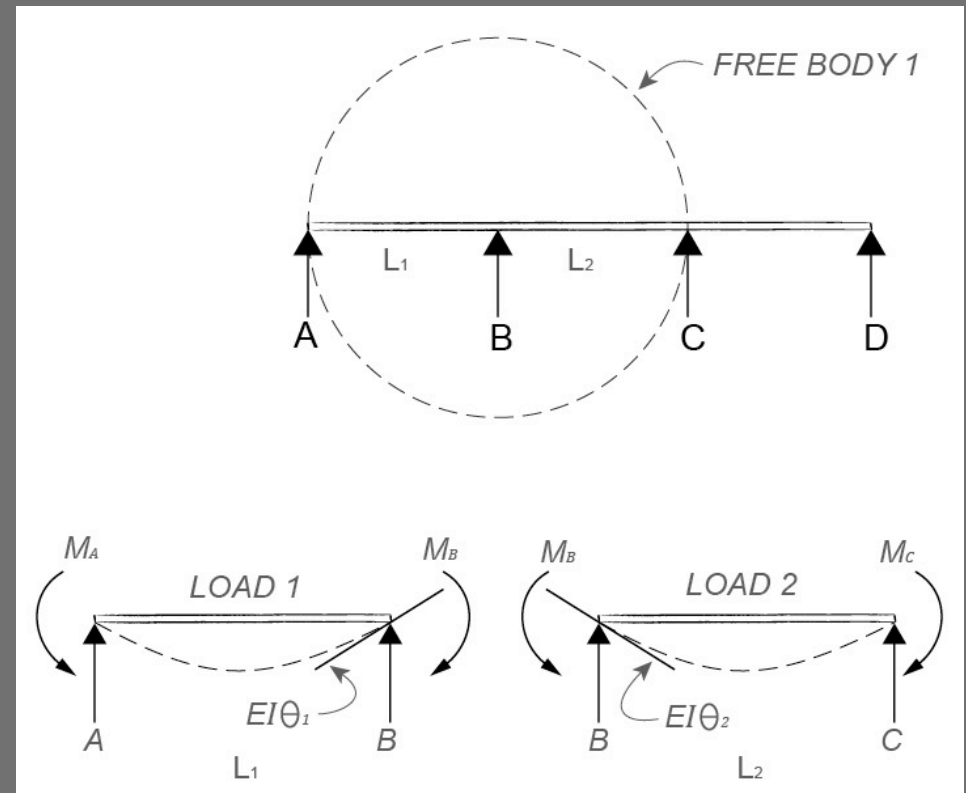


Three-Moment Theorem

- Any number of spans
- Symmetric or non-symmetric

Procedure:

1. Draw a free body diagram of the first two spans.
2. Label the spans L_1 and L_2 and the supports (or free end) A, B and C as show.
3. Use the Three-Moment equation to solve for each unknown moment, either as a value or as an equation.



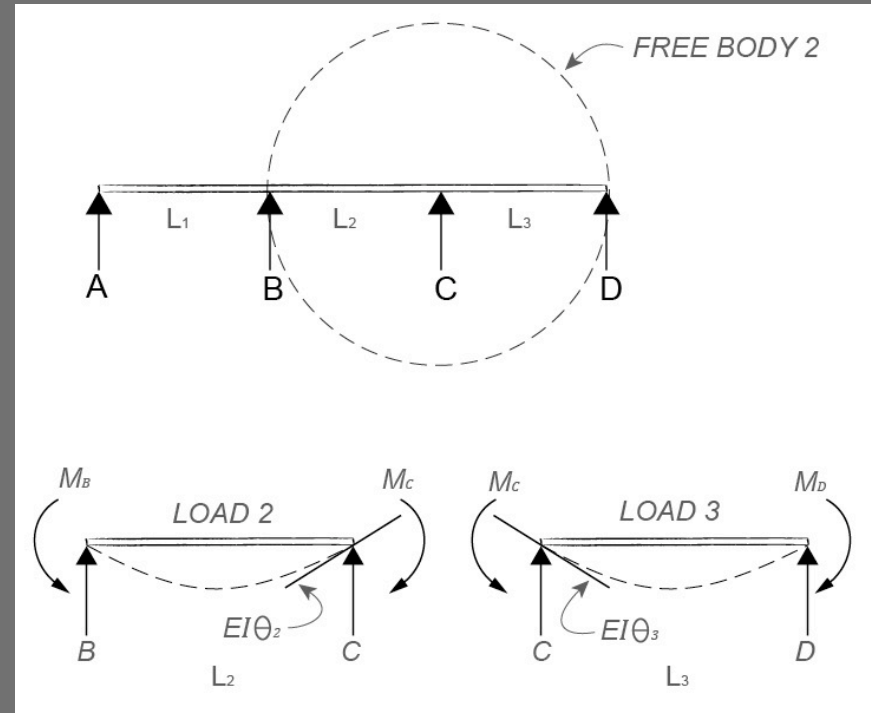
Source: University of Michigan, Department of Architecture

$$M_A L_1 + 2M_B (L_1 + L_2) + M_C L_2 = 6 [EI\Theta_1 + EI\Theta_2]$$

Three-Moment Theorem (cont.)

Procedure:

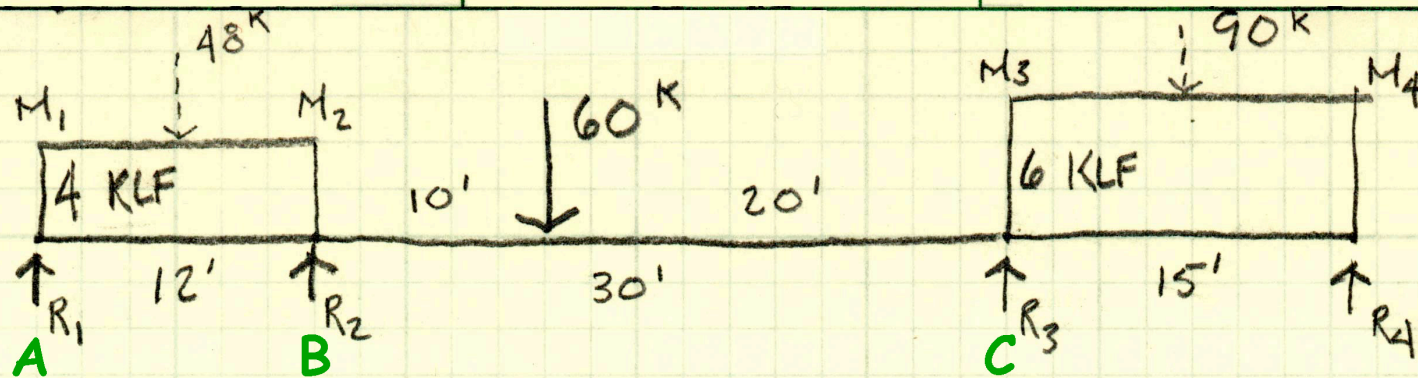
4. Move one span further and repeat the procedure.
5. In a 3 span beam, the mid-moment from step 3 above (B), could now be solved using the two equations from step 4 and 3 together, by writing 2 equations with 2 unknowns.
6. Repeat as needed, always moving one span to the right and writing a new set of moment equations.
7. Solve 2 simultaneous equations for 3 spans, or 3 equations for more than 3 spans, to get the interior moments.
8. Once all interior moments are known, solve for reactions using free body diagrams of individual spans.
9. Draw shear and moment diagrams as usual. This will also serve as a check for the moment values.



Source: University of Michigan, Department of Architecture

$$M_B L_2 + 2M_C (L_2 + L_3) + M_D L_3 = 6 [EI\Theta_2 + EI\Theta_3]$$

Three-Moment Theorem Example



FIRST EQUATION (AT 1, 2 AND 3) :

$$M_A = 0 \quad L_1 = 12 \quad EI \theta_1 = \frac{wL^2}{24} = \frac{48(12)^2}{24} = 288$$

$$M_B = M_2 \quad L_2 = 30 \quad EI \theta_2 = \frac{5PL^2}{81} = \frac{5(60)(30)^2}{81} = 3333.3$$

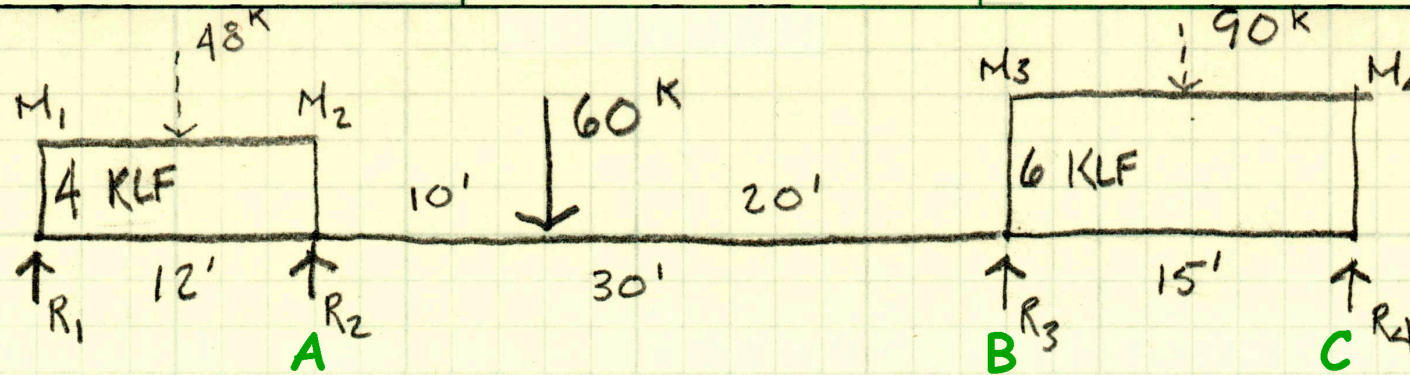
$$M_C = M_3 \quad L_1 + L_2 = 42$$

$$M_A L_1 + 2M_B (L_1 + L_2) + M_C L_2 = 6 [EI \theta_1 + EI \theta_2]$$

$$0(12) + 2M_2(42) + M_3(30) = 6[288 + 3333.3]$$

$$M_2 = 258.667 - 0.35714 M_3$$

Three-Moment Theorem Example (cont.)



SECOND EQUATION (AT 2, 3 AND 4) =

$$M_A = M_2 \quad L_1 = 30 \quad EI\theta_1 = \frac{4Pl^2}{81} = \frac{4(60)(30)^2}{81} = 2666.67$$

$$M_B = M_3 \quad L_2 = 15 \quad EI\theta_2 = \frac{wL^2}{24} = \frac{90(15^2)}{24} = 843.75$$

$$M_C = 0 \quad L_1 + L_2 = 45$$

$$M_2(30) + 2M_3(45) + 0(15) = 6[2666.67 + 843.75]$$

$$M_2 = 702.084 - 3M_3$$

SIMULTANEOUS SOLUTION:

$$258.667 - 0.35714 M_3 = 702.084 - 3M_3$$

$$M_3 = 443.417 / 2.6428 = 167.779 \text{ K}^{-1}$$

$$M_2 = 702.084 - 3(167.779) = 198.746 \text{ K}^{-1}$$

Three-Moment Theorem Example (cont.)

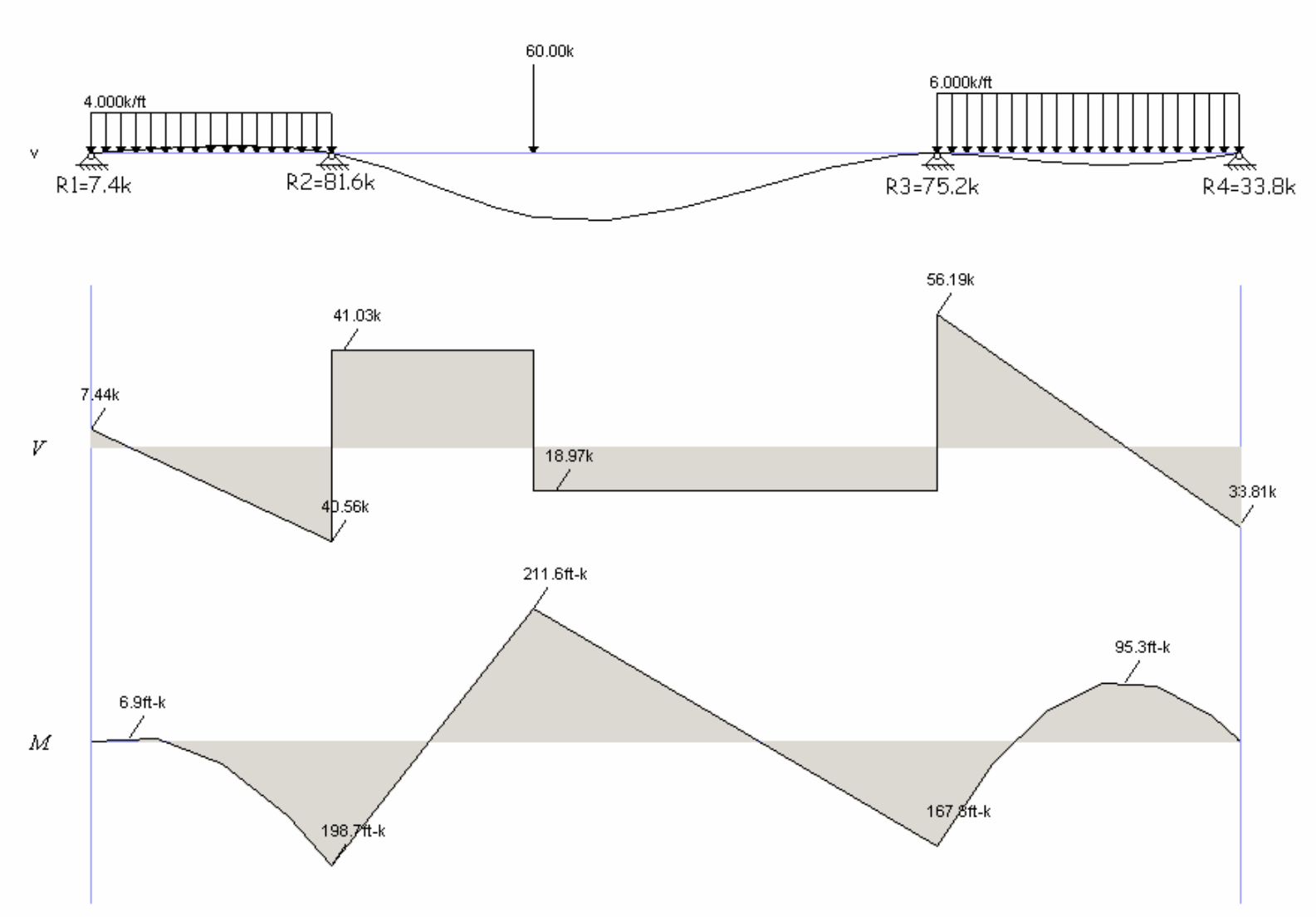
SOLVE REACTIONS WITH FBD'S

$\sum M @ R_2 = R_1(12) - 48(6) + 198.7 = 0$
 $R_1 = \underline{7.4378 \text{ k}}$
 $\sum F_v = 7.4378 - 48 + V = 0$
 $V = 40.5622$

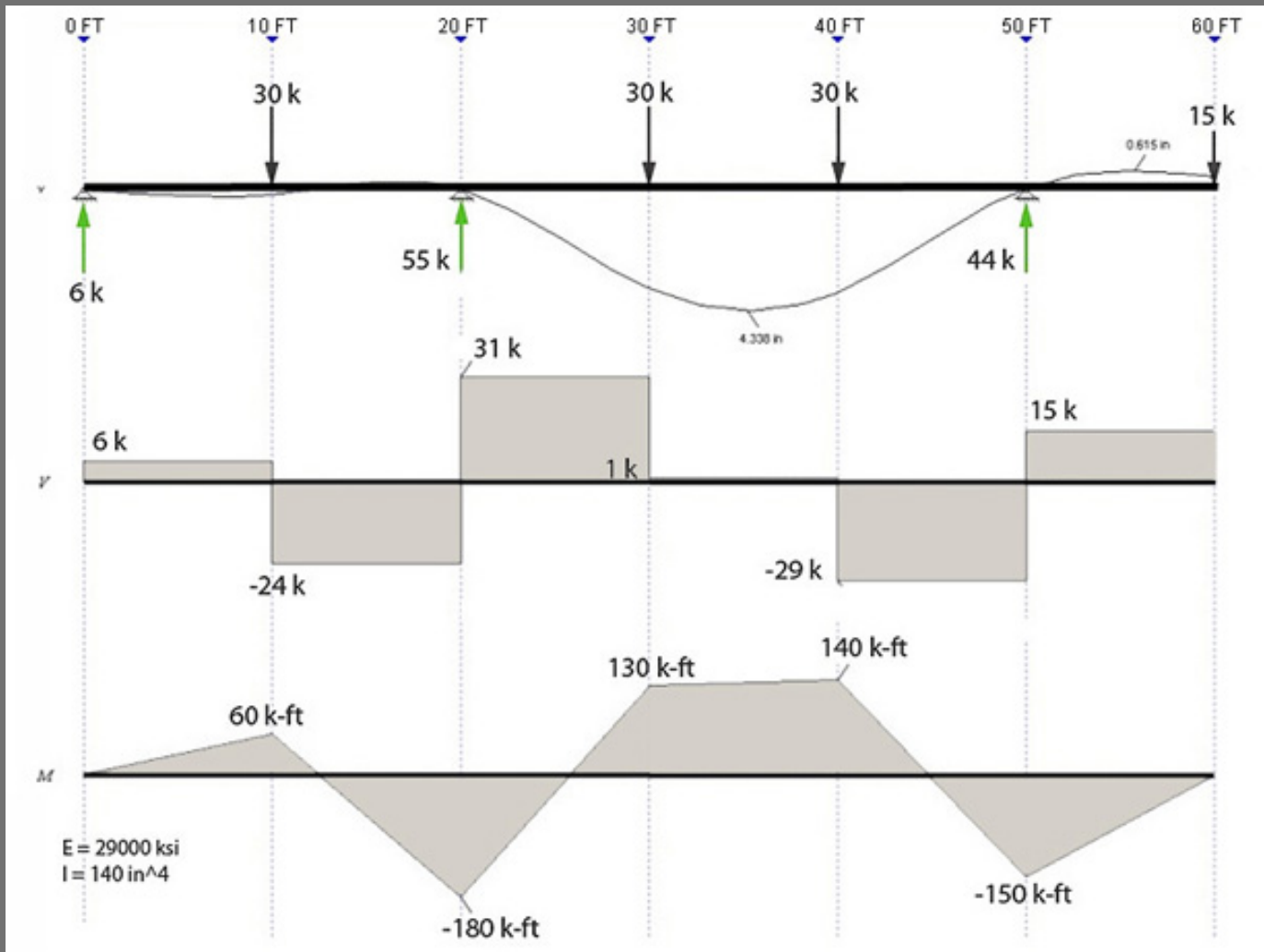
$\sum M @ R_3 = R_2(30) - 40.5622(30) - 60(20) - 198.75 + 167.78 = 0$
 $R_2 = \underline{81.594 \text{ k}}$
 $\sum F_v = -40.5622 + 81.594 - 60 + V = 0$
 $V = 18.967$

$\sum M @ R_4 = -167.78 - 18.967(15) + R_3(15) - 90(7.5) = 0$
 $R_3 = \underline{75.1531 \text{ k}}$
 $\sum F @ R_3 = -167.78 + 90(7.5) - R_4(15) = 0$
 $R_4 = \underline{33.8147 \text{ k}}$

Three-Moment Theorem Example (cont.)



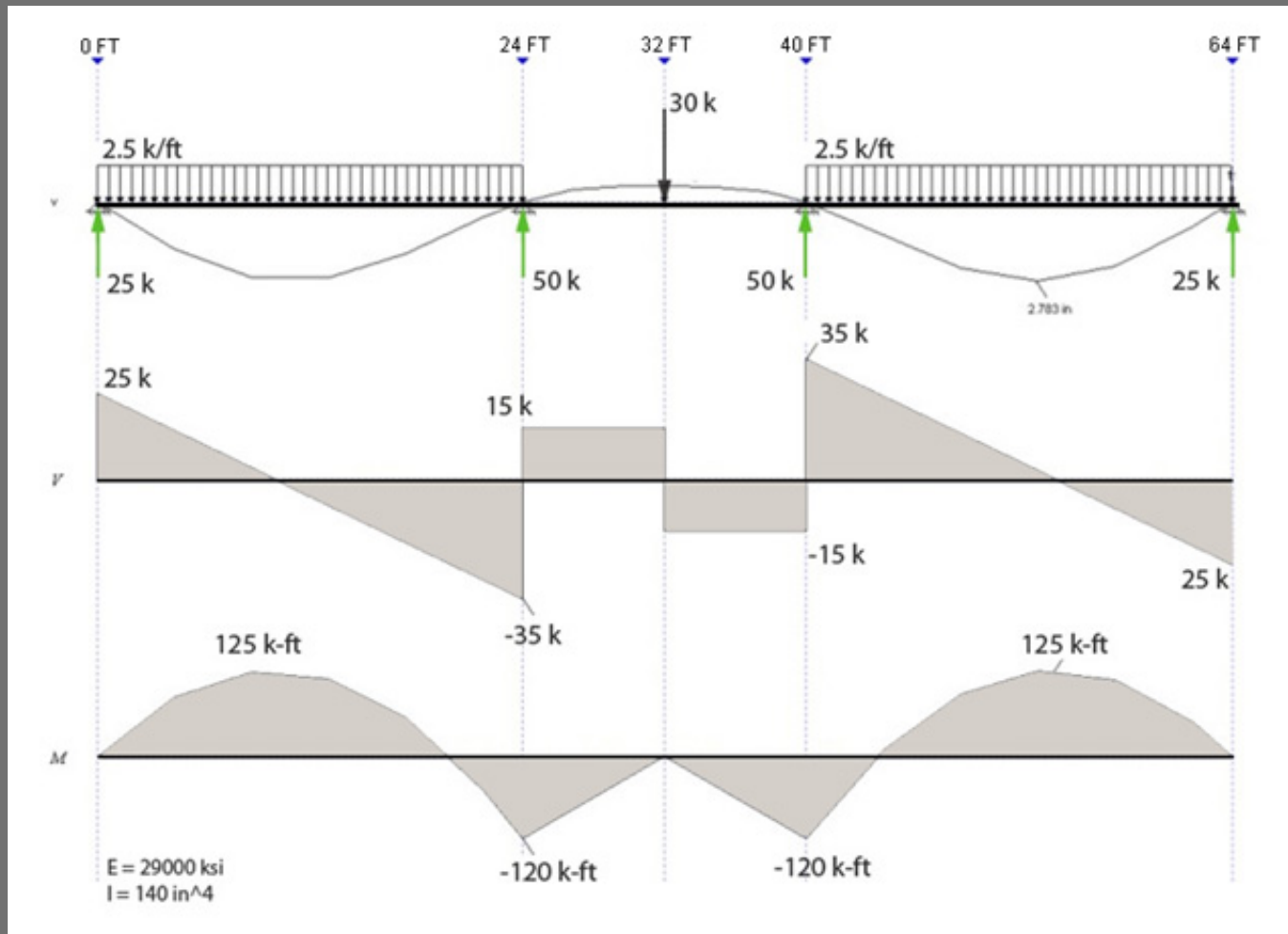
Three-Moment Theorem – 2 Spans



Source: University of Michigan, Department of Architecture

$$M_A L_1 + 2M_B (L_1 + L_2) + M_C L_2 = 6 [EI\Theta_1 + EI\Theta_2]$$

Three-Moment Theorem – 3 Spans



Source: University of Michigan, Department of Architecture

$$M_A L_1 + 2M_B (L_1 + L_2) + M_C L_2 = 6 [EI\Theta_1 + EI\Theta_2]$$