



---

---

**AN ANALYSIS OF SALARIES PAID TO  
THE UNIVERSITY OF MICHIGAN  
REGULAR INSTRUCTIONAL FACULTY,  
REGULAR CLINICAL INSTRUCTIONAL FACULTY,  
LECTURERS AND  
GRADUATE STUDENT INSTRUCTORS  
2010 - 2011**

---

---

**THE UNIVERSITY OF MICHIGAN**

THE UNIVERSITY OF MICHIGAN  
AN ANALYSIS OF SALARIES PAID TO REGULAR INSTRUCTIONAL FACULTY,  
REGULAR CLINICAL INSTRUCTIONAL FACULTY, LECTURERS AND GRADUATE STUDENT INSTRUCTORS  
2010-2011

This report, published annually based upon fall term data, analyzes current salaries of the University of Michigan's regular instructional faculty, regular clinical instructional faculty, lecturers, and graduate student instructors appointed in academic units at the University of Michigan. The report contains appointments on file as of November 3, 2010, and reflects the individual's status effective on November 1, 2010. Although most changes in salary rates occur on an annual cycle, these data are subject to change by normal on-going personnel actions.

Questions and/or any apparent errors should be directed to Denise Stegall, Director Human Resource Information Services, 4073 Wolverine Tower, Ann Arbor, MI 48109-1281, (734) 763-5138.

Laurita Thomas  
Associate Vice President for Human Resources

## METHODOLOGY AND DEFINITIONS

Any individual whose primary appointment is an active (paid) regular instructional appointment, regular clinical instructional appointment, lecturer appointment, or a graduate student instructor appointment in an academic unit has been counted in this report, including department chairs, persons with time for research, and persons on sabbatical leave with salary. Supplemental faculty (adjunct not covered by a union contract, and visiting titles) are excluded from this report in addition to Deans and any appointment that is not in an academic unit. Such decisions were made on the basis of whether the staff member's salary had been set in the context of his/her role as instructional staff or in some other role.

For full-time staff, the salaries from all funding sources are used. Not included in this figure are monies that may be received by some University staff such as: summer teaching and/or research, extension teaching, incentive payments to Medical Staff, overtime, and temporary administrative differentials. For part-time staff, a full-time equivalent rate (same qualifications as above) is used.

The counts of the regular instructional faculty, regular instructional clinical faculty, lecturers, and graduate student instructors have been shown on either a university year or a fiscal year basis as appropriate. Individual staff whose salaries are paid from more than one department are included in the department where their primary appointment resides, and are included only once in the total count.

Regular Instructional Faculty: All those individuals receiving salaries under the title of Professor, Associate Professor, Assistant Professor, or Instructor and those Lecturers not covered by a union contract.

Regular Clinical Instructional Faculty: All those individuals receiving salaries under the title of Professor, Associate Professor, Assistant Professor, Instructor or Lecturer in the regular clinical instructional job family.

Lecturers: This report includes those Lecturers and Adjunct faculty covered by a union contract.

Graduate Student Instructors: All those individuals receiving salaries under the title of Graduate Student Instructors. Report excludes Graduate Student Research Assistants and Graduate Student Staff Assistants.

University Year: Full-time rate for two terms of service for staff holding appointments for one or two full terms.

Fiscal Year: Annual full-time rate for staff holding appointments on a twelve-month basis.

Primary Appointments: The appointment to which a staff member devotes the largest portion of their effort.

Salary Per Term/Effort: For university year Graduate Student Instructors, one-half of their full-time rate multiplied by their effort. For fiscal year Graduate Student Instructors one-third of their full-time rate multiplied by their effort.

**TIPS FOR SEARCHING THE ON-LINE**  
**“Analysis of salaries paid to the University of Michigan Regular Instructional Faculty, Regular Clinical Instructional Faculty, Lecturers and Graduate Student Instructors”**  
**booklet**

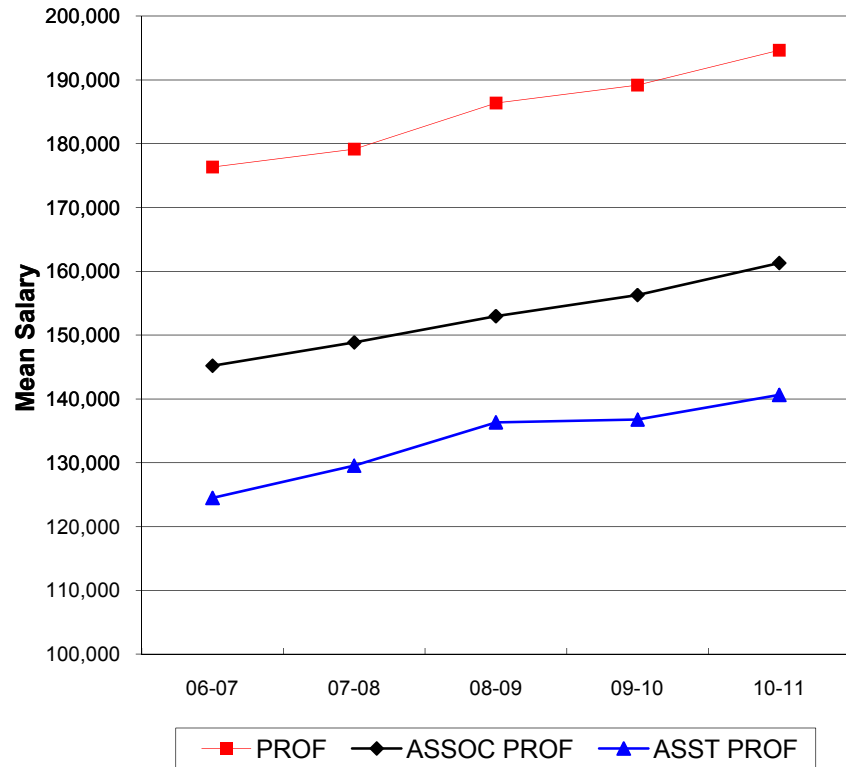
CAMPUS
UM_ANN-ARBOR
UM_DEARBORN
UM_FLINT

SCHOOL/COLLEGE/UNIT
COLL_ARCH_URN_PLN
COLLEGE_ENGINEERING
COLLEGE_OF_LS&A
COLLEGE_PHARMACY
DBN_COL_ARTS_SCI_LTR
DBN_COL_BUSINESS
DBN_COL_ENGINEERING
DBN_SCH_EDUCATION
FLINT_CAS
FLINT_HLTH_PROF_STUD
FLINT_MGMT_DEAN
FLINT_SCHEDU_HMN_SVS
LAW_SCHOOL
MEDICAL_SCHOOL
SCHOOL_ART_DESIGN
SCHOOL_BUS_ADMIN
SCHOOL_DENTISTRY
SCHOOL_EDUCATION
SCHOOL_INFORMATION
SCHOOL_KINESIOLOGY
SCHOOL_MUSIC
SCHOOL_NAT_RES_ENVIR
SCHOOL_NURSING
SCHOOL_PUB_HEALTH
SCHOOL_PUB_POLICY
SCHOOL_SOCIAL_WORK

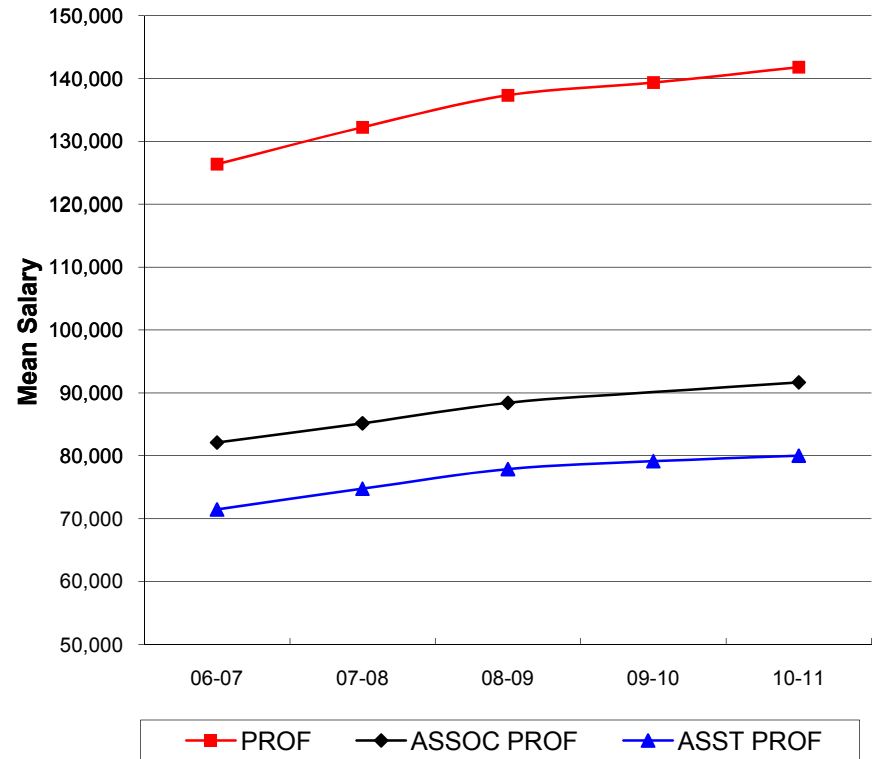
DEPARTMENT
Searching for an individual department name might be a little trickier. The Adobe default for search texts appears to be ‘any case’ and ‘any grouping of the word you are searching for’ however, you can change the search option to search on ‘whole words only’ and ‘upper or lower case only’. For example, if you enter ‘MATH’ in the search field you may or may not find “LSA Mathematics” depending on how your Adobe search engine is set up.

MEAN SALARIES OF REGULAR INSTRUCTIONAL STAFF  
2006-2007 THROUGH 2010-2011  
ALL CAMPUSES

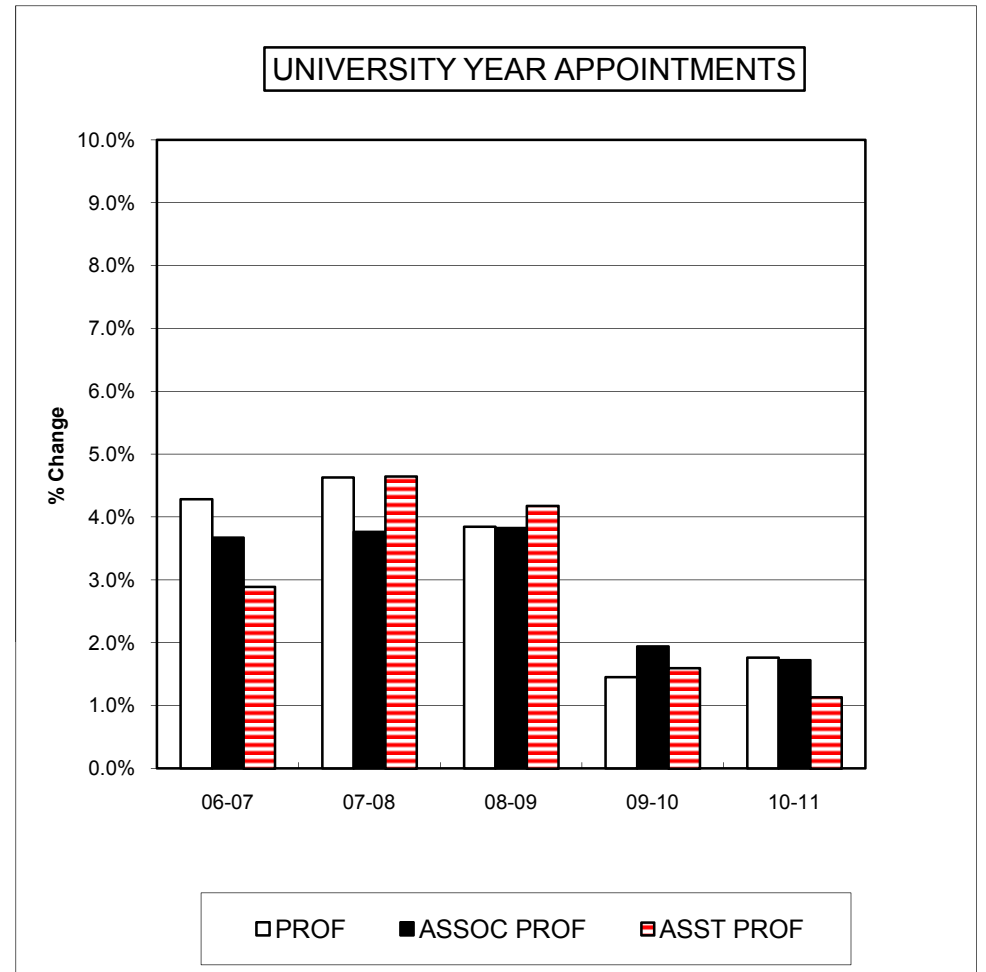
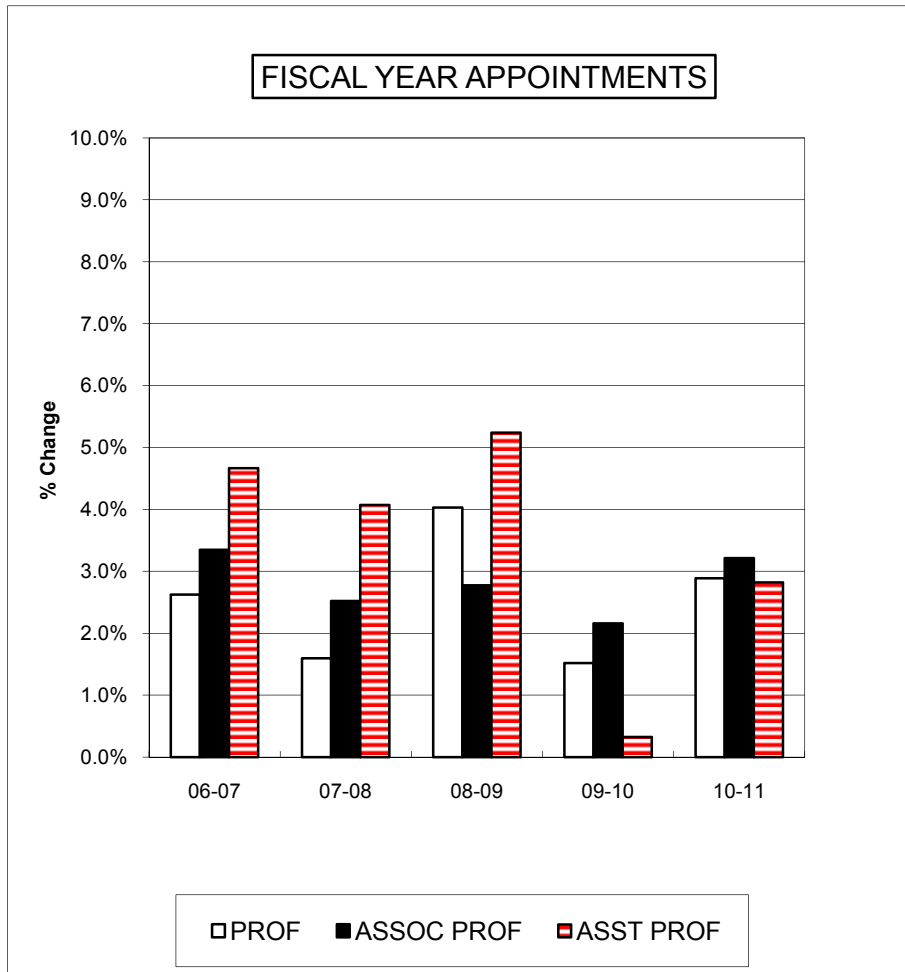
FISCAL YEAR APPOINTMENTS



UNIVERSITY YEAR APPOINTMENTS

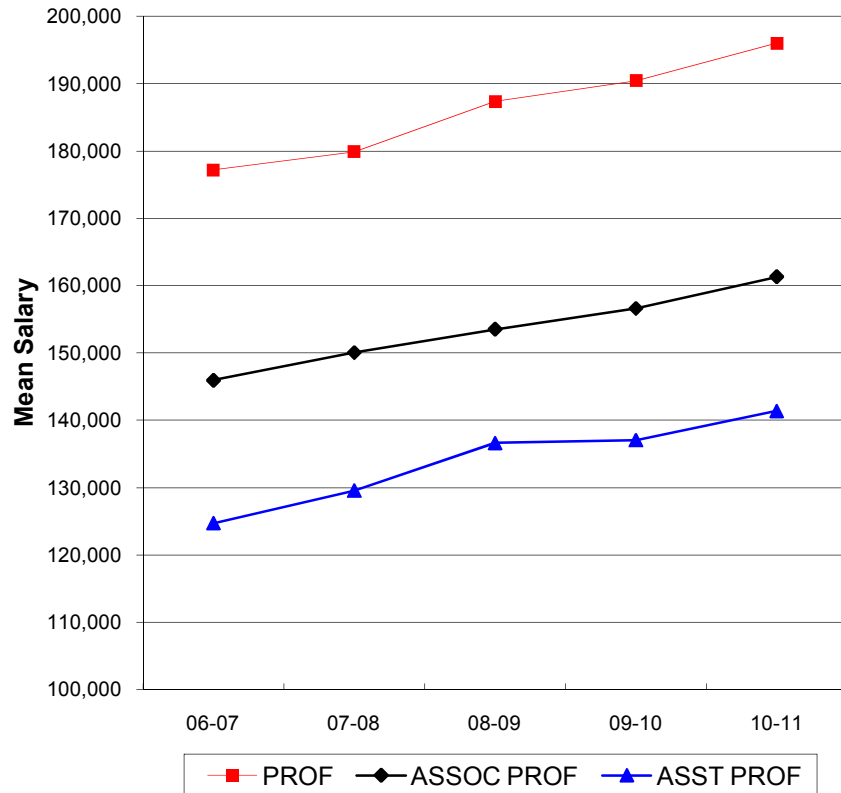


PERCENT CHANGE IN MEAN SALARIES BY RANK  
 2006-2007 THROUGH 2010-2011  
 ALL CAMPUSES

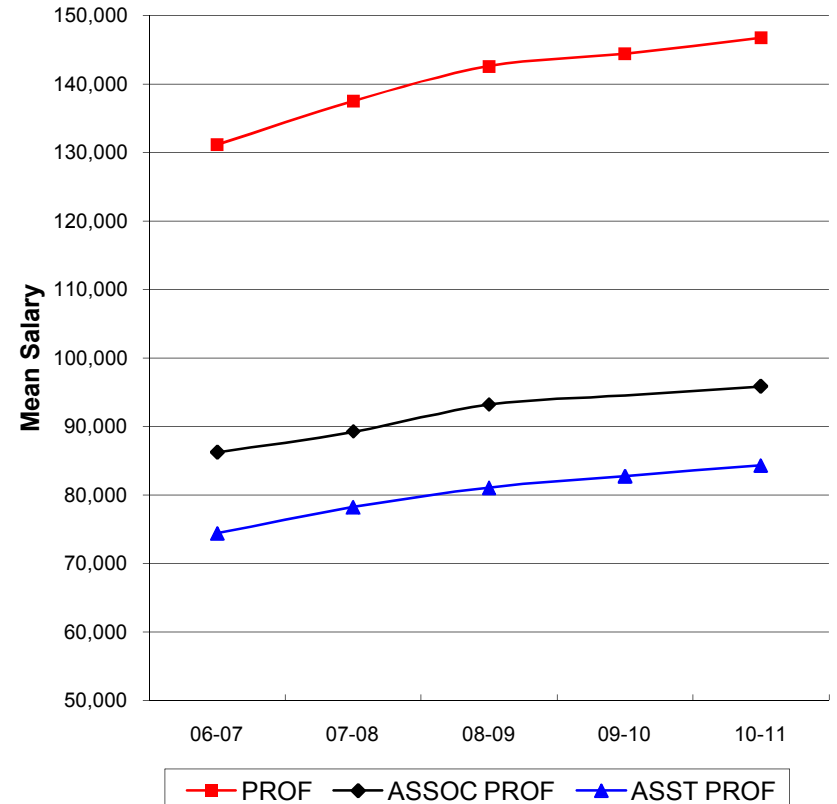


MEAN SALARIES OF REGULAR INSTRUCTIONAL STAFF  
2006-2007 THROUGH 2010-2011  
ANN ARBOR CAMPUS

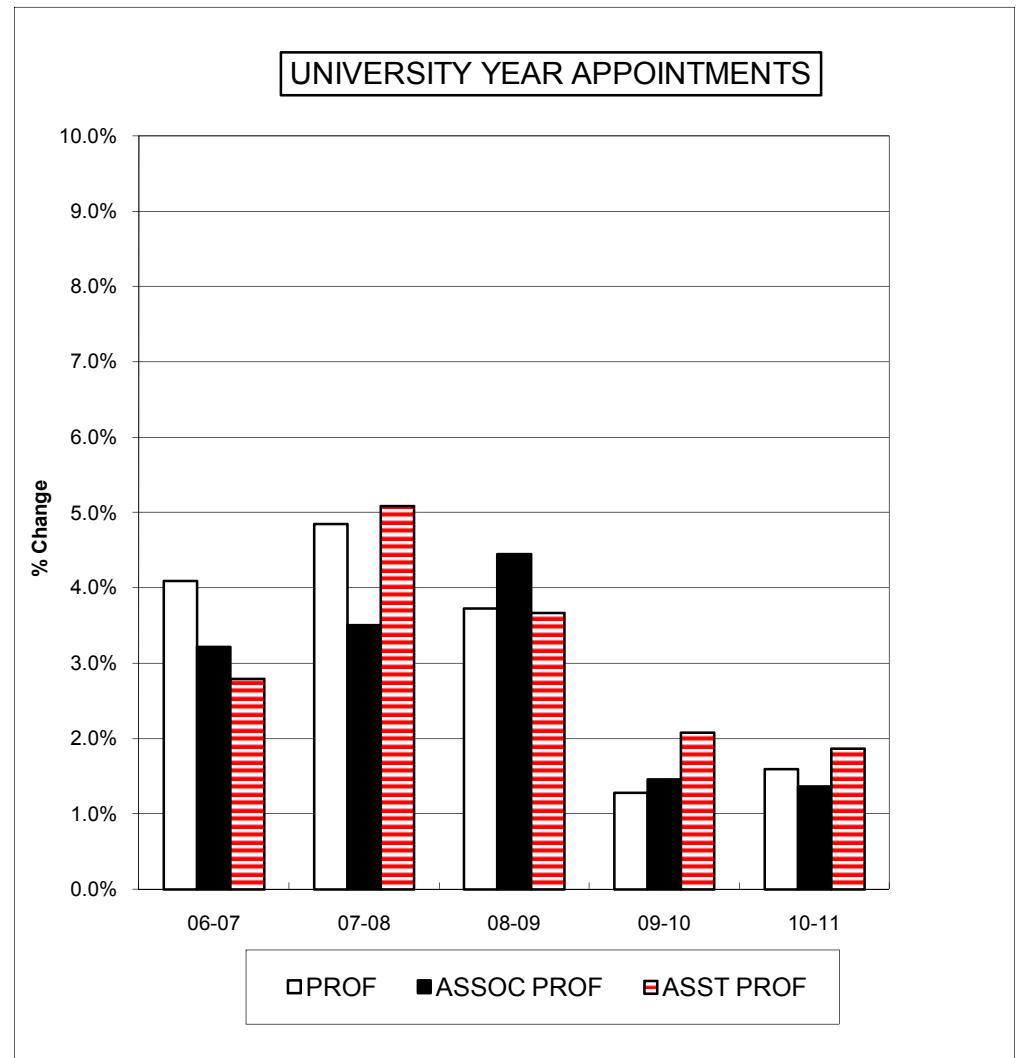
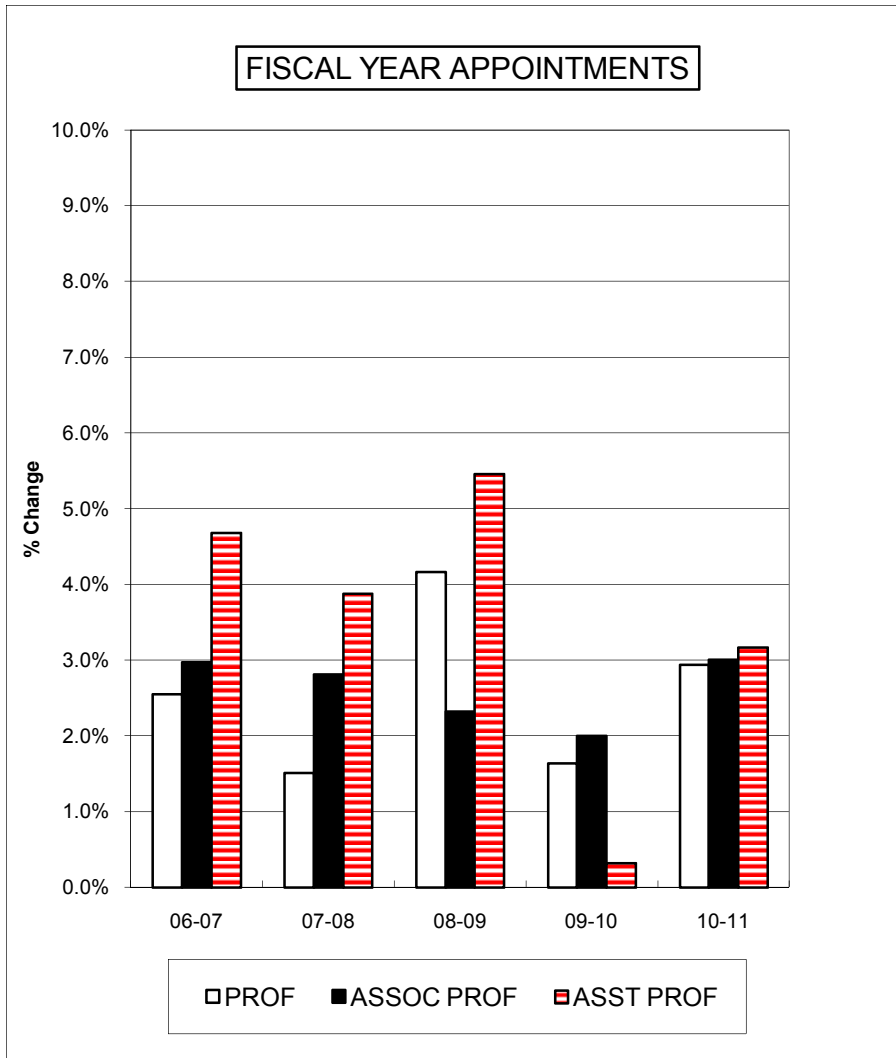
FISCAL YEAR APPOINTMENTS



UNIVERSITY YEAR APPOINTMENTS

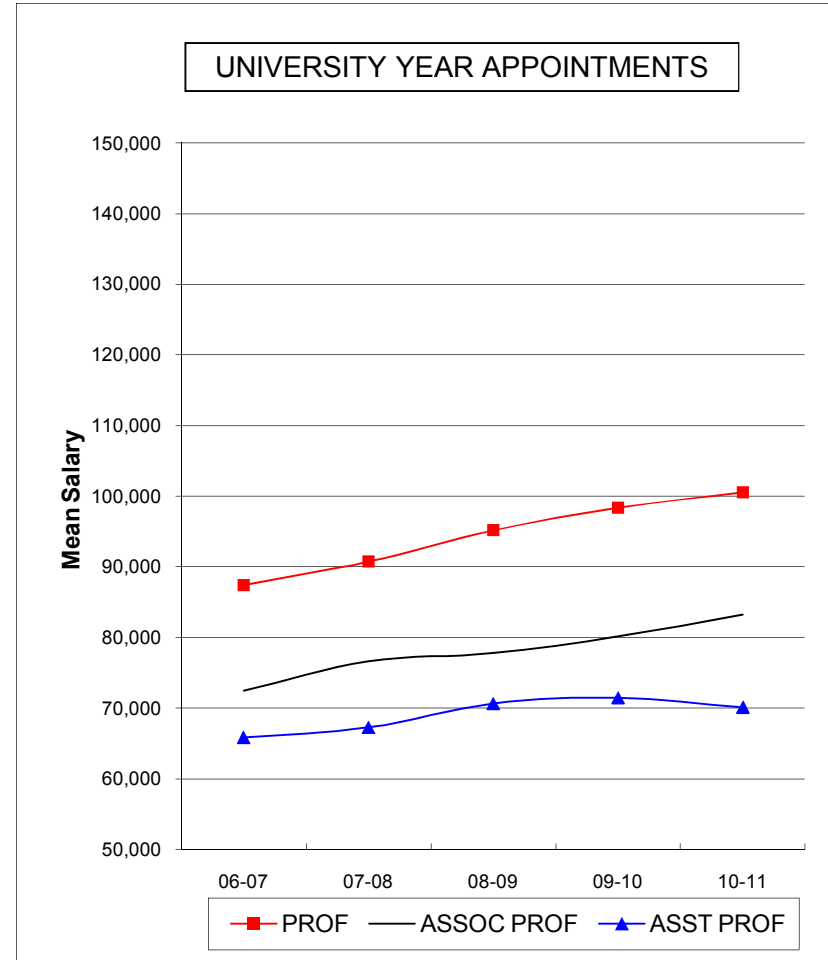
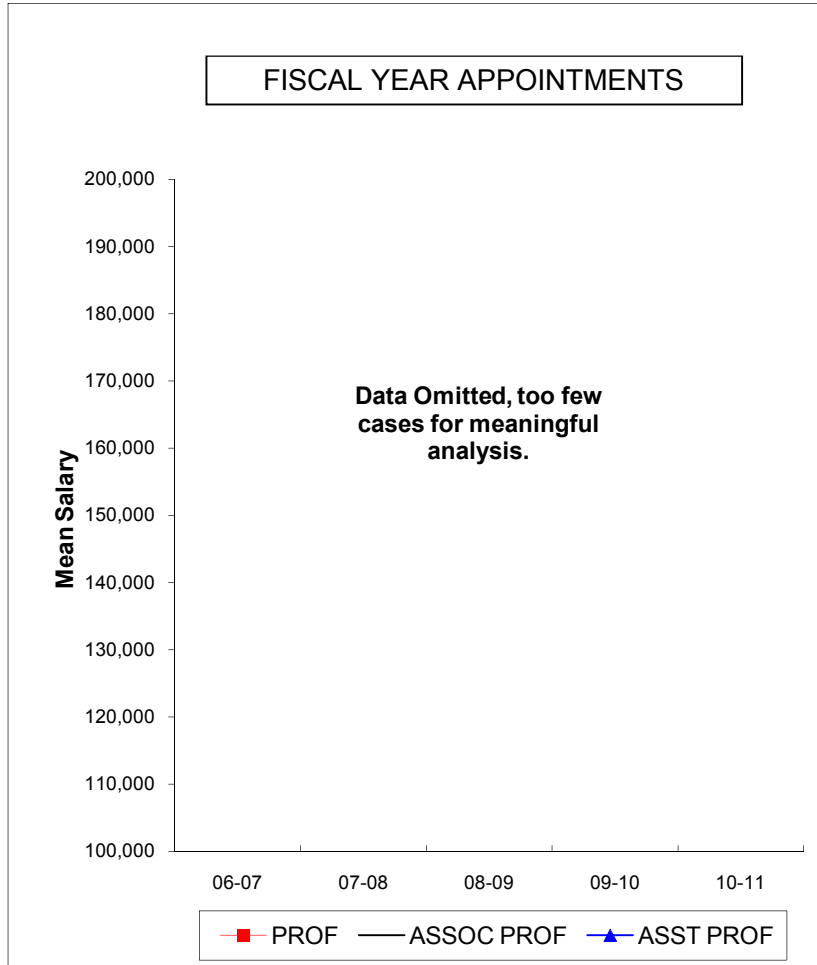


PERCENT CHANGE IN MEAN SALARIES BY RANK  
 2006-2007 THROUGH 2010-2011  
 ANN ARBOR CAMPUS



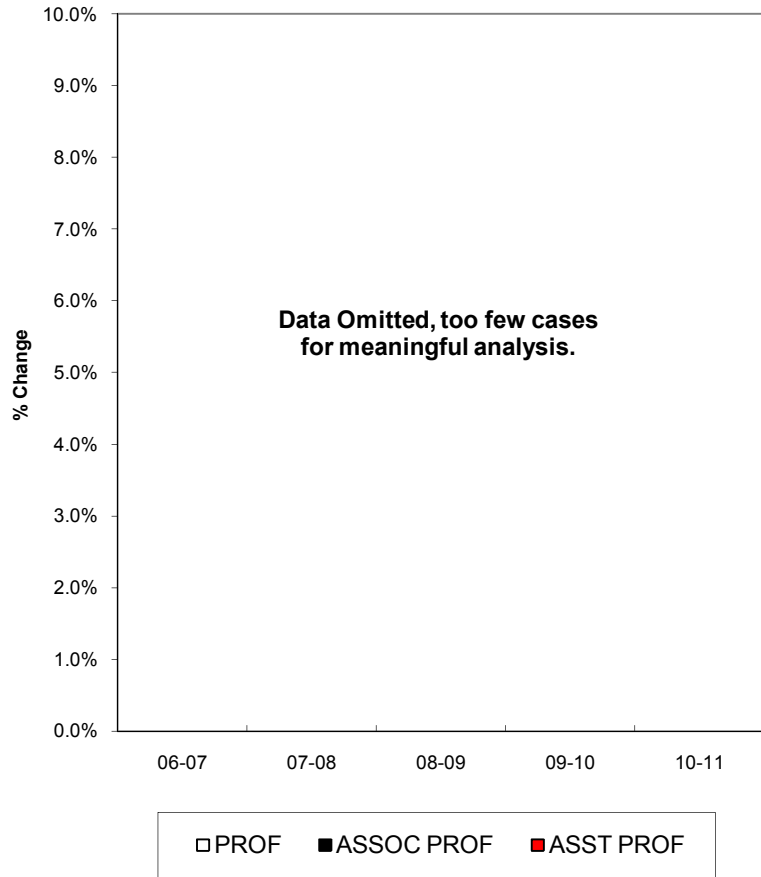


MEAN SALARIES OF REGULAR INSTRUCTIONAL STAFF  
2006-2007 THROUGH 2010-2011  
DEARBORN CAMPUS

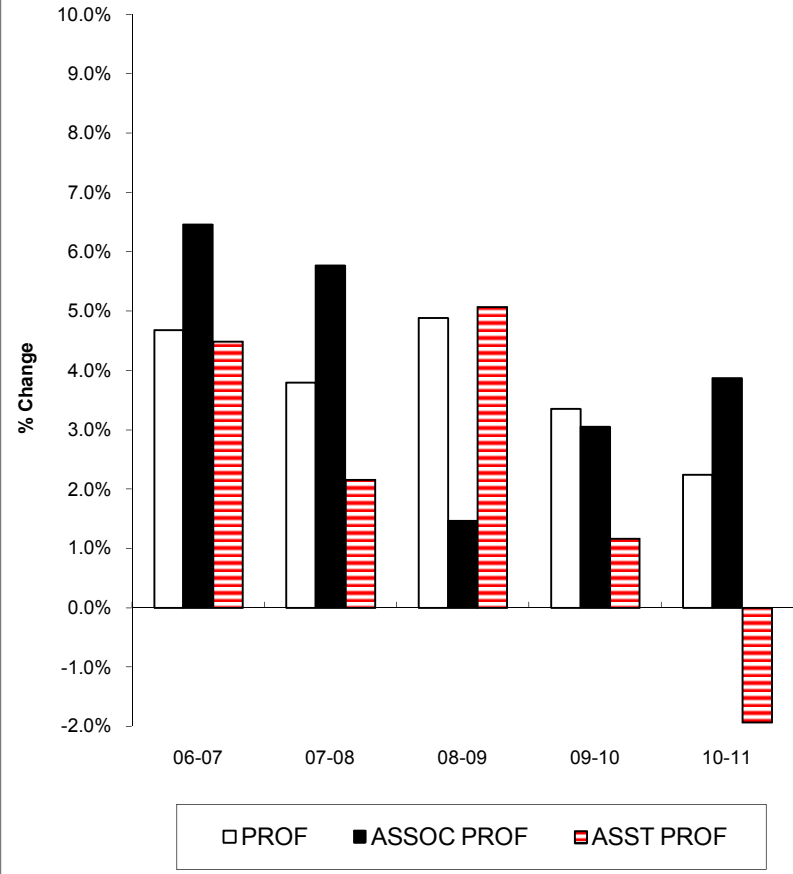


PERCENT CHANGE IN MEAN SALARIES BY RANK  
 2006-2007 THROUGH 2010-2011  
 DEARBORN CAMPUS

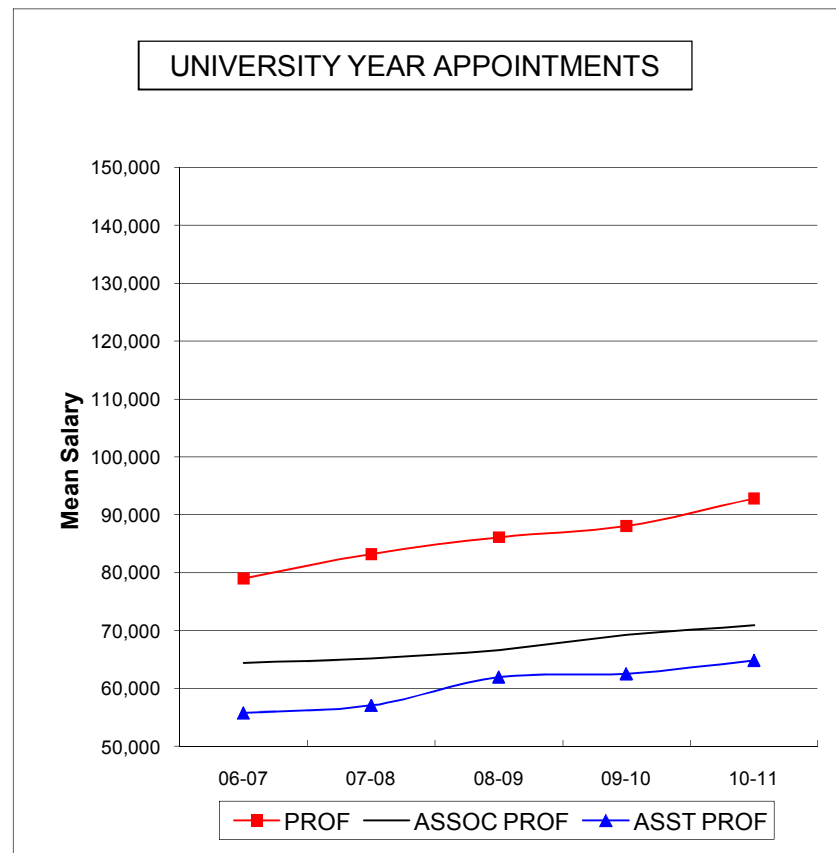
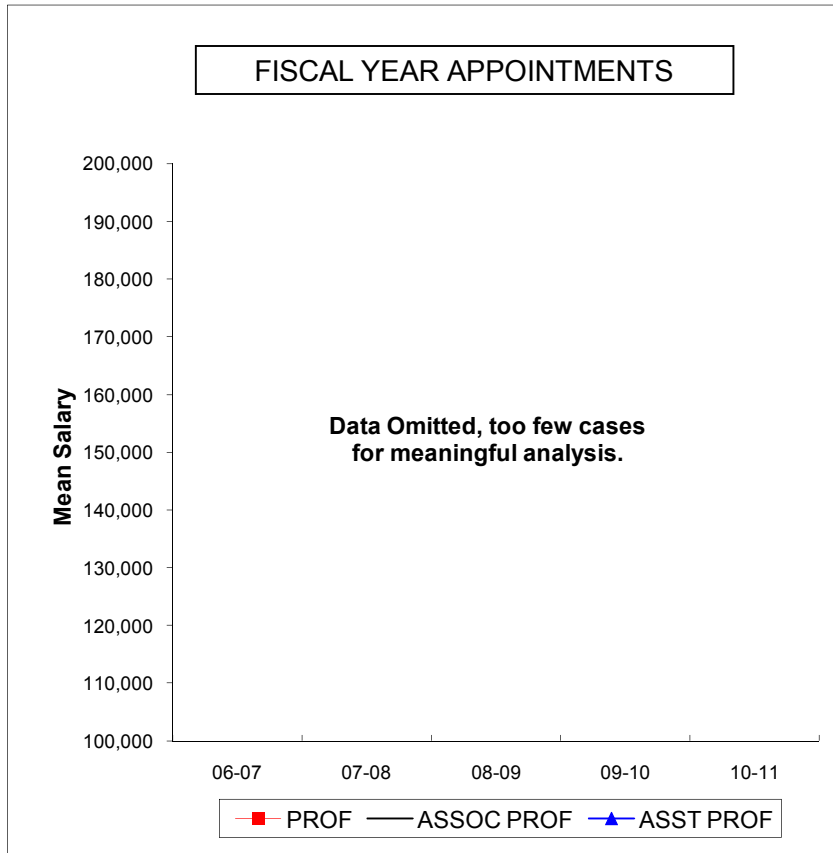
FISCAL YEAR APPOINTMENTS



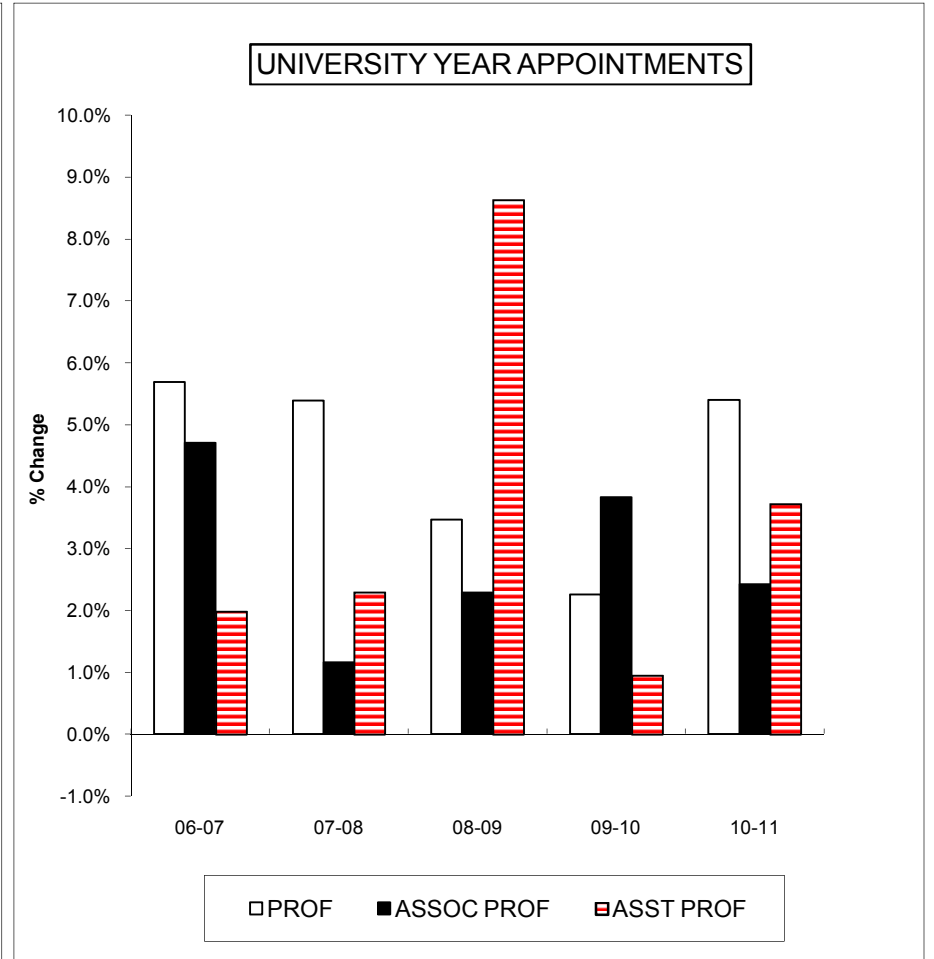
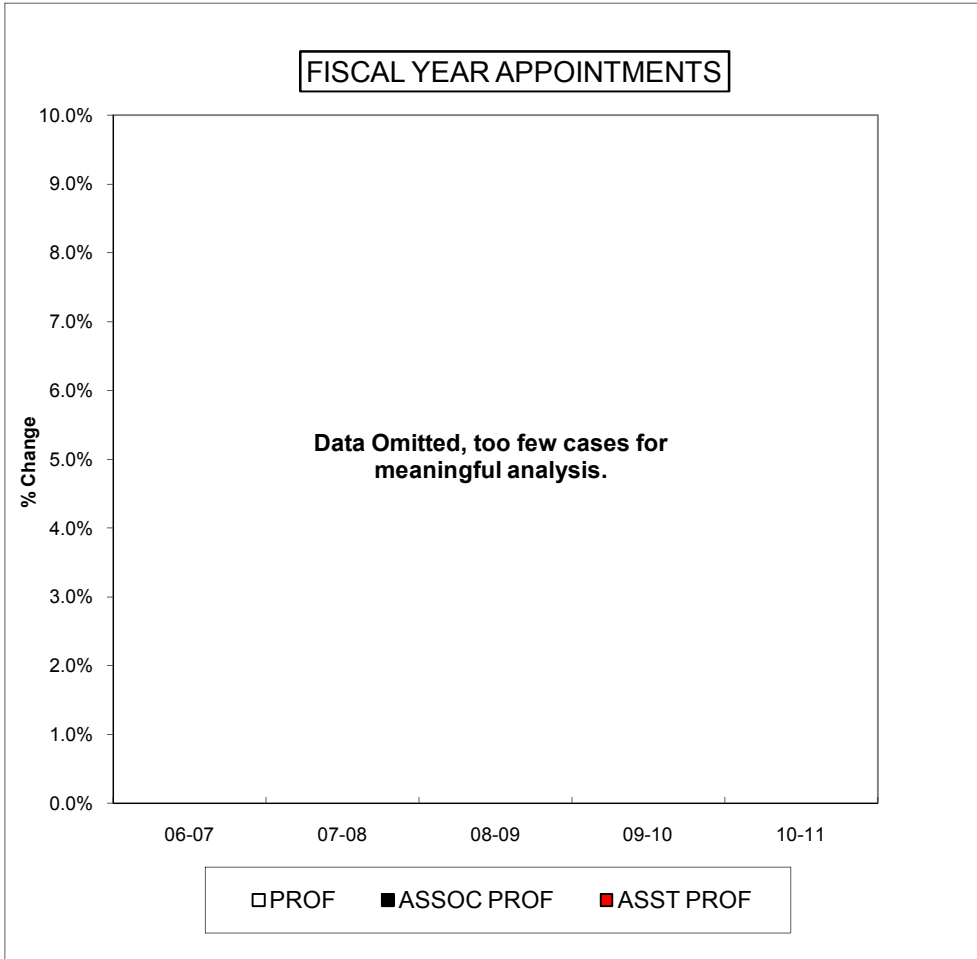
UNIVERSITY YEAR APPOINTMENTS



MEAN SALARIES OF REGULAR INSTRUCTIONAL STAFF  
2006-2007 THROUGH 2010-2011  
FLINT CAMPUS



PERCENT CHANGE IN MEAN SALARIES BY RANK  
 2006-2007 THROUGH 2010-2011  
 FLINT CAMPUS



University of Michigan  
Averages and Ranges of Salaries  
Regular Instructional Faculty, Lecturers and Graduate Student Instructors  
Includes Full-Time and Part-Time Employees  
UM\_ANN-ARBOR 2010/2011

<u>Job Title</u>	<u>Number of Employees</u>	<u>Sum of FTE</u>	<u>Mean Salary</u>	<u>Median Salary</u>	<u>Minimum Salary</u>	<u>Maximum Salary</u>	<u>Ave Age</u>
Regular Instructional							
PROFESSOR							
University Year	923	900.54	146,733	136,000	52,633	327,500	57
Fiscal Year	481	452.37	196,023	200,000	94,866	381,006	57
ASSOC PROFESSOR							
University Year	494	481.74	95,894	91,006	56,957	233,000	47
Fiscal Year	233	216.89	161,298	157,000	66,165	297,968	49
ASST PROFESSOR							
University Year	447	434.81	84,313	78,008	52,275	198,000	37
Fiscal Year	233	223.59	141,406	130,000	73,998	275,000	40
INSTRUCTOR							
University Year	1	1.00	53,896	53,896	53,896	53,896	
Fiscal Year	1	1.00	62,513	62,513	62,513	62,513	
Total Regular Instructional							
University Year	1,865	1,818.09	118,256	107,850	52,275	327,500	49
Fiscal Year	948	893.85	173,924	181,123	62,513	381,006	51
Regular Clinical Instructional							
CLINICAL PROFESSOR							
University Year	14	12.83	165,523	180,500	103,000	207,000	56
Fiscal Year	84	77.29	185,134	186,600	123,261	360,000	56
CLINICAL ASSOC PROF							
University Year	14	13.40	88,732	76,852	59,210	167,500	52
Fiscal Year	168	155.03	164,135	167,564	95,156	231,855	49
CLINICAL ASST PROF							
University Year	17	17.00	84,107	66,299	47,990	154,000	48
Fiscal Year	515	474.61	145,882	149,000	64,000	250,000	44
CLINICAL INSTRUCTOR							
Fiscal Year	158	145.31	140,993	151,827	45,277	246,500	39
CLINICAL LECTURER							
Fiscal Year	259	228.68	106,183	91,140	40,000	250,000	36
Total Regular Clinical Instructional							
University Year	45	43.23	110,876	87,798	47,990	207,000	52
Fiscal Year	1,184	1,080.92	141,920	146,500	40,000	360,000	43

University of Michigan  
Averages and Ranges of Salaries  
Regular Instructional Faculty, Lecturers and Graduate Student Instructors  
Includes Full-Time and Part-Time Employees  
UM\_ANN-ARBOR 2010/2011

<u>Job Title</u>	<u>Number of Employees</u>	<u>Sum of FTE</u>	<u>Mean Salary</u>	<u>Median Salary</u>	<u>Minimum Salary</u>	<u>Maximum Salary</u>	<u>Ave Age</u>
LEO - Lecturers							
LEO Intermittent Lecturer							
University Year	58	19.46	144,407	59,572	32,000	774,672	51
Fiscal Year	3	1.69	91,412	60,000	30,000	184,236	49
LEO Lecturer I							
University Year	279	187.31	50,838	37,873	32,000	594,289	43
Fiscal Year	4	1.60	22,424	21,480	17,383	29,352	58
LEO Lecturer II							
University Year	170	122.11	64,300	49,511	36,277	805,092	50
Fiscal Year	7	5.23	92,676	79,003	49,300	165,517	57
LEO Lecturer III							
University Year	53	49.83	55,460	49,000	34,850	102,500	43
Fiscal Year	10	9.33	71,605	67,035	46,125	104,609	49
LEO Lecturer IV							
University Year	147	140.96	61,782	57,246	39,304	118,248	54
Fiscal Year	40	37.53	106,060	98,271	52,778	222,939	53
Total LEO - Lecturers							
University Year	707	519.67	64,373	47,150	32,000	805,092	47
Fiscal Year	64	55.38	93,298	85,216	17,383	222,939	53
LEO - Adjunct Faculty							
LEO Adjunct Assoc Professor							
University Year	1	1.00	83,006	83,006	83,006	83,006	
LEO Adjunct Lecturer							
University Year	2	2.00	83,130	83,130	61,911	104,348	49
Fiscal Year	1	1.00	87,125	87,125	87,125	87,125	
Total LEO - Adjunct Faculty							
University Year	3	3.00	83,089	83,006	61,911	104,348	53
Fiscal Year	1	1.00	87,125	87,125	87,125	87,125	
Graduate Student Instructor							
GRAD STU INSTR							
University Year	1,754	792.06	34,562	34,540	34,540	40,000	27
Fiscal Year	31	13.30	51,848	51,810	51,810	53,000	26

University of Michigan  
 Averages and Ranges of Salaries  
 Regular Instructional Faculty, Lecturers and Graduate Student Instructors  
 Includes Full-Time and Part-Time Employees  
 UM\_ANN-ARBOR 2010/2011

<u>Job Title</u>	<u>Number of Employees</u>	<u>Sum of FTE</u>	<u>Mean Salary</u>	<u>Median Salary</u>	<u>Minimum Salary</u>	<u>Maximum Salary</u>	<u>Ave Age</u>
Total Graduate Student Instructor							
University Year	1,754	792.06	34,562	34,540	34,540	40,000	27
Fiscal Year	31	13.30	51,848	51,810	51,810	53,000	26

University of Michigan  
Averages and Ranges of Salaries  
Regular Instructional Faculty, Lecturers and Graduate Student Instructors  
Includes Full-Time and Part-Time Employees  
UM\_DEARBORN 2010/2011

<u>Job Title</u>	<u>Number of Employees</u>	<u>Sum of FTE</u>	<u>Mean Salary</u>	<u>Median Salary</u>	<u>Minimum Salary</u>	<u>Maximum Salary</u>	<u>Ave Age</u>
Regular Instructional							
PROFESSOR							
University Year	69	67.50	100,585	94,355	72,653	171,560	61
Fiscal Year	7	7.00	158,602	187,348	91,646	190,008	58
ASSOC PROFESSOR							
University Year	106	103.52	83,270	70,479	62,266	181,410	51
ASST PROFESSOR							
University Year	76	76.00	70,095	59,246	52,500	125,142	39
Total Regular Instructional							
University Year	251	247.02	84,041	80,000	52,500	181,410	50
Fiscal Year	7	7.00	158,602	187,348	91,646	190,008	58
Regular Clinical Instructional							
CLINICAL ASSOC PROF							
University Year	1	1.00	62,700	62,700	62,700	62,700	
Total Regular Clinical Instructional							
University Year	1	1.00	62,700	62,700	62,700	62,700	
LEO - Lecturers							
LEO Intermittent Lecturer							
University Year	10	2.77	29,251	28,853	27,716	32,800	55
LEO Lecturer I							
University Year	135	57.19	30,389	28,270	26,000	55,679	47
Fiscal Year	4	1.50	27,750	27,000	27,000	30,000	58
LEO Lecturer II							
University Year	89	56.61	33,467	33,429	27,999	49,668	56
LEO Lecturer III							
University Year	16	16.00	50,401	42,940	35,875	73,185	50
LEO Lecturer IV							
University Year	19	19.00	54,243	50,373	39,992	83,100	59
Total LEO - Lecturers							
University Year	269	151.57	34,240	31,868	26,000	83,100	51
Fiscal Year	4	1.50	27,750	27,000	27,000	30,000	58



University of Michigan  
Averages and Ranges of Salaries  
Regular Instructional Faculty, Lecturers and Graduate Student Instructors  
Includes Full-Time and Part-Time Employees  
UM\_DEARBORN 2010/2011

<u>Job Title</u>	<u>Number of Employees</u>	<u>Sum of FTE</u>	<u>Mean Salary</u>	<u>Median Salary</u>	<u>Minimum Salary</u>	<u>Maximum Salary</u>	<u>Ave Age</u>
Graduate Student Instructor							
GRAD STU INSTR University Year	1	0.60	34,540	34,540	34,540	34,540	
Total Graduate Student Instructor University Year	1	0.60	34,540	34,540	34,540	34,540	

University of Michigan  
Averages and Ranges of Salaries  
Regular Instructional Faculty, Lecturers and Graduate Student Instructors  
Includes Full-Time and Part-Time Employees  
UM\_FLINT 2010/2011

<u>Job Title</u>	<u>Number of Employees</u>	<u>Sum of FTE</u>	<u>Mean Salary</u>	<u>Median Salary</u>	<u>Minimum Salary</u>	<u>Maximum Salary</u>	<u>Ave Age</u>
Regular Instructional							
PROFESSOR							
University Year	35	34.22	92,795	84,740	71,593	152,989	60
Fiscal Year	5	5.00	114,633	111,387	106,457	123,876	57
ASSOC PROFESSOR							
University Year	57	56.67	70,902	67,381	56,918	119,277	51
ASST PROFESSOR							
University Year	77	77.00	64,842	55,870	50,202	123,600	42
Fiscal Year	3	2.75	81,404	81,370	81,370	81,473	45
INSTRUCTOR							
University Year	1	1.00	50,780	50,780	50,780	50,780	
Fiscal Year	6	6.00	72,829	75,190	58,614	77,559	49
Total Regular Instructional							
University Year	170	168.89	72,546	68,009	50,202	152,989	48
Fiscal Year	14	13.75	89,597	81,370	58,614	123,876	51
Regular Clinical Instructional							
CLINICAL ASSOC PROF							
Fiscal Year	1	1.00	92,287	92,287	92,287	92,287	
CLINICAL ASST PROF							
University Year	7	6.60	62,366	61,787	59,987	64,966	55
Fiscal Year	2	2.00	143,978	143,978	83,411	204,544	52
CLINICAL INSTRUCTOR							
Fiscal Year	2	1.50	76,548	76,548	65,971	87,125	61
Total Regular Clinical Instructional							
University Year	7	6.60	62,366	61,787	59,987	64,966	55
Fiscal Year	5	4.50	106,668	87,125	65,971	204,544	56
LEO - Lecturers							
LEO Intermittent Lecturer							
University Year	12	2.92	29,958	27,465	25,600	45,224	50
LEO Lecturer I							
University Year	151	74.74	30,279	27,583	25,000	57,628	44

University of Michigan  
Averages and Ranges of Salaries  
Regular Instructional Faculty, Lecturers and Graduate Student Instructors  
Includes Full-Time and Part-Time Employees  
UM\_FLINT 2010/2011

<u>Job Title</u>	<u>Number of Employees</u>	<u>Sum of FTE</u>	<u>Mean Salary</u>	<u>Median Salary</u>	<u>Minimum Salary</u>	<u>Maximum Salary</u>	<u>Ave Age</u>
LEO Lecturer II University Year	61	34.33	36,331	31,964	27,730	78,550	56
LEO Lecturer III University Year	9	8.68	41,693	44,133	29,000	50,753	50
Fiscal Year	1	1.00	66,200	66,200	66,200	66,200	
LEO Lecturer IV University Year	29	29.00	54,260	54,014	40,658	76,049	52
Fiscal Year	1	1.00	74,667	74,667	74,667	74,667	
Total LEO - Lecturers University Year	262	149.67	34,720	29,995	25,000	78,550	48
Fiscal Year	2	2.00	70,433	70,433	66,200	74,667	52
LEO - Adjunct Faculty							
LEO Adjunct Asst Professor University Year	1	0.58	50,000	50,000	50,000	50,000	
Total LEO - Adjunct Faculty University Year	1	0.58	50,000	50,000	50,000	50,000	

University of Michigan  
Averages and Ranges of Salaries  
Regular Instructional Faculty, Lecturers and Graduate Student Instructors  
Includes Full-Time and Part-Time Employees  
COLLEGE\_ENGINEERING 2010/2011

<u>Job Title</u>	<u>Number of Employees</u>	<u>Sum of FTE</u>	<u>Mean Salary</u>	<u>Median Salary</u>	<u>Minimum Salary</u>	<u>Maximum Salary</u>	<u>Ave Age</u>
Regular Instructional							
PROFESSOR							
University Year	196	192.25	154,806	147,219	115,110	258,000	55
Fiscal Year	1	1.00	180,663	180,663	180,663	180,663	
ASSOC PROFESSOR							
University Year	72	71.50	108,496	108,628	56,957	129,131	44
ASST PROFESSOR							
University Year	68	68.00	91,457	91,099	85,470	104,545	33
Total Regular Instructional							
University Year	336	331.75	132,062	127,287	56,957	258,000	48
Fiscal Year	1	1.00	180,663	180,663	180,663	180,663	
Regular Clinical Instructional							
CLINICAL PROFESSOR							
Fiscal Year	2	1.60	270,000	270,000	180,000	360,000	61
Total Regular Clinical Instructional							
Fiscal Year	2	1.60	270,000	270,000	180,000	360,000	61
LEO - Lecturers							
LEO Intermittent Lecturer							
University Year	8	3.20	76,000	67,500	51,464	153,333	54
LEO Lecturer I							
University Year	10	6.15	59,325	46,575	42,000	94,476	44
Fiscal Year	1	0.30	20,458	20,458	20,458	20,458	
LEO Lecturer II							
University Year	3	1.25	67,247	70,860	53,796	77,087	47
LEO Lecturer III							
University Year	7	6.90	69,319	78,413	47,287	95,961	42
Fiscal Year	1	1.00	79,500	79,500	79,500	79,500	
LEO Lecturer IV							
University Year	18	17.52	74,571	57,159	50,517	118,248	51
Total LEO - Lecturers							
University Year	46	35.02	70,228	66,133	42,000	153,333	48

University of Michigan  
Averages and Ranges of Salaries  
Regular Instructional Faculty, Lecturers and Graduate Student Instructors  
Includes Full-Time and Part-Time Employees  
COLLEGE\_ENGINEERING 2010/2011

<u>Job Title</u>	<u>Number of Employees</u>	<u>Sum of FTE</u>	<u>Mean Salary</u>	<u>Median Salary</u>	<u>Minimum Salary</u>	<u>Maximum Salary</u>	<u>Ave Age</u>
Fiscal Year	2	1.30	49,979	49,979	20,458	79,500	51
LEO - Adjunct Faculty							
LEO Adjunct Lecturer							
University Year	1	1.00	61,911	61,911	61,911	61,911	
Fiscal Year	1	1.00	87,125	87,125	87,125	87,125	
Total LEO - Adjunct Faculty							
University Year	1	1.00	61,911	61,911	61,911	61,911	
Fiscal Year	1	1.00	87,125	87,125	87,125	87,125	
Graduate Student Instructor							
GRAD STU INSTR							
University Year	251	107.10	34,690	34,540	34,540	40,000	26
Total Graduate Student Instructor							
University Year	251	107.10	34,690	34,540	34,540	40,000	26

University of Michigan  
Averages and Ranges of Salaries  
Regular Instructional Faculty, Lecturers and Graduate Student Instructors  
Includes Full-Time and Part-Time Employees  
COLLEGE\_OF\_LS&A      2010/2011

<u>Job Title</u>	<u>Number of Employees</u>	<u>Sum of FTE</u>	<u>Mean Salary</u>	<u>Median Salary</u>	<u>Minimum Salary</u>	<u>Maximum Salary</u>	<u>Ave Age</u>
Regular Instructional							
PROFESSOR							
University Year	409	399.87	132,551	125,850	52,633	285,500	57
Fiscal Year	14	14.00	192,496	195,880	94,866	326,910	62
ASSOC PROFESSOR							
University Year	225	219.29	85,642	83,000	57,550	176,000	45
ASST PROFESSOR							
University Year	231	220.36	71,964	70,000	52,275	132,500	36
INSTRUCTOR							
University Year	1	1.00	53,896	53,896	53,896	53,896	
Total Regular Instructional							
University Year	866	840.52	104,111	95,816	52,275	285,500	48
Fiscal Year	14	14.00	192,496	195,880	94,866	326,910	62
LEO - Lecturers							
LEO Intermittent Lecturer							
University Year	10	4.55	45,457	42,418	32,830	70,085	50
LEO Lecturer I							
University Year	141	116.10	39,101	33,456	32,000	90,000	40
Fiscal Year	2	1.22	25,927	25,927	22,502	29,352	60
LEO Lecturer II							
University Year	100	86.85	46,535	43,979	36,277	67,439	47
LEO Lecturer III							
University Year	30	29.05	50,059	47,150	34,850	74,825	42
LEO Lecturer IV							
University Year	109	105.09	59,307	56,878	40,691	109,722	55
Total LEO - Lecturers							
University Year	390	341.64	47,660	44,996	32,000	109,722	46
Fiscal Year	2	1.22	25,927	25,927	22,502	29,352	60

University of Michigan  
Averages and Ranges of Salaries  
Regular Instructional Faculty, Lecturers and Graduate Student Instructors  
Includes Full-Time and Part-Time Employees  
COLLEGE\_OF\_LS&A 2010/2011

<u>Job Title</u>	<u>Number of Employees</u>	<u>Sum of FTE</u>	<u>Mean Salary</u>	<u>Median Salary</u>	<u>Minimum Salary</u>	<u>Maximum Salary</u>	<u>Ave Age</u>
LEO - Adjunct Faculty							
LEO Adjunct Assoc Professor University Year	1	1.00	83,006	83,006	83,006	83,006	
LEO Adjunct Lecturer University Year	1	1.00	104,348	104,348	104,348	104,348	
Total LEO - Adjunct Faculty University Year	2	2.00	93,677	93,677	83,006	104,348	61
Graduate Student Instructor							
GRAD STU INSTR University Year	1,162	570.84	34,540	34,540	34,540	34,540	27
Total Graduate Student Instructor University Year	1,162	570.84	34,540	34,540	34,540	34,540	27

University of Michigan  
Averages and Ranges of Salaries  
Regular Instructional Faculty, Lecturers and Graduate Student Instructors  
Includes Full-Time and Part-Time Employees  
COLLEGE\_PHARMACY 2010/2011

<u>Job Title</u>	<u>Number of Employees</u>	<u>Sum of FTE</u>	<u>Mean Salary</u>	<u>Median Salary</u>	<u>Minimum Salary</u>	<u>Maximum Salary</u>	<u>Ave Age</u>
Regular Instructional							
PROFESSOR							
Fiscal Year	13	12.50	179,398	176,886	124,552	247,880	58
ASSOC PROFESSOR							
Fiscal Year	13	12.50	122,252	121,702	102,869	144,812	48
ASST PROFESSOR							
Fiscal Year	6	6.00	97,361	98,071	93,227	101,675	41
Total Regular Instructional							
Fiscal Year	32	31.00	140,800	127,605	93,227	247,880	51
Regular Clinical Instructional							
CLINICAL ASSOC PROF							
Fiscal Year	15	14.35	123,426	121,091	107,586	156,640	51
CLINICAL ASST PROF							
Fiscal Year	12	12.00	110,097	107,561	100,400	138,574	40
Total Regular Clinical Instructional							
Fiscal Year	27	26.35	117,502	115,904	100,400	156,640	46
LEO - Lecturers							
LEO Lecturer IV							
Fiscal Year	1	1.00	83,097	83,097	83,097	83,097	
Total LEO - Lecturers							
Fiscal Year	1	1.00	83,097	83,097	83,097	83,097	
Graduate Student Instructor							
GRAD STU INSTR							
University Year	14	7.00	34,653	34,540	34,540	35,333	28
Total Graduate Student Instructor							
University Year	14	7.00	34,653	34,540	34,540	35,333	28



University of Michigan  
Averages and Ranges of Salaries  
Regular Instructional Faculty, Lecturers and Graduate Student Instructors  
Includes Full-Time and Part-Time Employees  
COLL\_ARCH\_URN\_PLN 2010/2011

<u>Job Title</u>	<u>Number of Employees</u>	<u>Sum of FTE</u>	<u>Mean Salary</u>	<u>Median Salary</u>	<u>Minimum Salary</u>	<u>Maximum Salary</u>	<u>Ave Age</u>
Regular Instructional							
PROFESSOR							
University Year	7	7.00	120,480	122,185	102,338	141,428	62
Fiscal Year	1	1.00	257,672	257,672	257,672	257,672	
ASSOC PROFESSOR							
University Year	20	19.30	91,104	91,216	76,947	104,550	49
ASST PROFESSOR							
University Year	14	14.00	67,954	67,430	62,000	85,000	40
Total Regular Instructional							
University Year	41	40.30	88,215	86,940	62,000	141,428	48
Fiscal Year	1	1.00	257,672	257,672	257,672	257,672	
Regular Clinical Instructional							
CLINICAL PROFESSOR							
University Year	3	2.50	103,000	103,000	103,000	103,000	57
Fiscal Year	1	0.50	181,949	181,949	181,949	181,949	
Total Regular Clinical Instructional							
University Year	3	2.50	103,000	103,000	103,000	103,000	57
Fiscal Year	1	0.50	181,949	181,949	181,949	181,949	
LEO - Lecturers							
LEO Intermittent Lecturer							
University Year	3	2.00	33,000	32,000	32,000	35,000	40
LEO Lecturer I							
University Year	21	20.00	50,118	48,000	35,875	108,000	33
LEO Lecturer II							
University Year	1	1.00	44,253	44,253	44,253	44,253	
LEO Lecturer III							
University Year	2	1.38	45,264	45,264	41,528	49,000	44
Fiscal Year	2	2.00	52,015	52,015	46,125	57,905	43
LEO Lecturer IV							
University Year	7	7.00	59,103	57,241	55,000	70,064	46
Fiscal Year	1	1.00	85,334	85,334	85,334	85,334	

University of Michigan  
Averages and Ranges of Salaries  
Regular Instructional Faculty, Lecturers and Graduate Student Instructors  
Includes Full-Time and Part-Time Employees  
COLL\_ARCH\_URN\_PLN 2010/2011

<u>Job Title</u>	<u>Number of Employees</u>	<u>Sum of FTE</u>	<u>Mean Salary</u>	<u>Median Salary</u>	<u>Minimum Salary</u>	<u>Maximum Salary</u>	<u>Ave Age</u>
Total LEO - Lecturers							
University Year	34	31.38	49,999	48,175	32,000	108,000	37
Fiscal Year	3	3.00	63,121	57,905	46,125	85,334	39
Graduate Student Instructor							
GRAD STU INSTR							
University Year	48	14.56	34,540	34,540	34,540	34,540	28
Total Graduate Student Instructor							
University Year	48	14.56	34,540	34,540	34,540	34,540	28

University of Michigan  
Averages and Ranges of Salaries  
Regular Instructional Faculty, Lecturers and Graduate Student Instructors  
Includes Full-Time and Part-Time Employees  
DBN\_COL\_ARTS\_SCI\_LTR 2010/2011

<u>Job Title</u>	<u>Number of Employees</u>	<u>Sum of FTE</u>	<u>Mean Salary</u>	<u>Median Salary</u>	<u>Minimum Salary</u>	<u>Maximum Salary</u>	<u>Ave Age</u>
Regular Instructional							
PROFESSOR							
University Year	39	37.50	88,973	88,140	72,653	118,632	61
Fiscal Year	1	1.00	96,250	96,250	96,250	96,250	
ASSOC PROFESSOR							
University Year	55	53.77	68,937	67,922	62,266	92,922	52
ASST PROFESSOR							
University Year	48	48.00	58,113	57,951	52,500	69,886	39
Total Regular Instructional							
University Year	142	139.27	70,781	67,428	52,500	118,632	50
Fiscal Year	1	1.00	96,250	96,250	96,250	96,250	
Regular Clinical Instructional							
CLINICAL ASSOC PROF							
University Year	1	1.00	62,700	62,700	62,700	62,700	
Total Regular Clinical Instructional							
University Year	1	1.00	62,700	62,700	62,700	62,700	
LEO - Lecturers							
LEO Intermittent Lecturer							
University Year	4	1.25	29,717	29,422	28,720	31,305	60
LEO Lecturer I							
University Year	88	42.42	28,861	26,916	26,000	52,000	45
Fiscal Year	4	1.50	27,750	27,000	27,000	30,000	58
LEO Lecturer II							
University Year	68	47.04	33,444	33,429	30,508	49,668	55
LEO Lecturer III							
University Year	10	10.00	41,229	40,500	35,875	50,047	48
LEO Lecturer IV							
University Year	16	16.00	50,023	49,635	39,992	59,582	60
Total LEO - Lecturers							
University Year	186	116.71	33,040	31,314	26,000	59,582	51
Fiscal Year	4	1.50	27,750	27,000	27,000	30,000	58

University of Michigan  
Averages and Ranges of Salaries  
Regular Instructional Faculty, Lecturers and Graduate Student Instructors  
Includes Full-Time and Part-Time Employees  
DBN\_COL\_BUSINESS 2010/2011

<u>Job Title</u>	<u>Number of Employees</u>	<u>Sum of FTE</u>	<u>Mean Salary</u>	<u>Median Salary</u>	<u>Minimum Salary</u>	<u>Maximum Salary</u>	<u>Ave Age</u>
Regular Instructional							
PROFESSOR							
University Year	9	9.00	137,518	133,269	126,142	171,560	57
ASSOC PROFESSOR							
University Year	15	15.00	132,577	123,504	97,582	181,410	49
ASST PROFESSOR							
University Year	12	12.00	111,590	111,490	90,474	125,142	41
Total Regular Instructional							
University Year	36	36.00	126,817	123,465	90,474	181,410	48
LEO - Lecturers							
LEO Lecturer I							
University Year	19	6.42	32,939	32,000	30,400	39,144	51
LEO Lecturer II							
University Year	6	2.83	34,964	35,139	33,153	36,349	61
LEO Lecturer III							
University Year	6	6.00	65,687	65,120	62,730	73,185	54
LEO Lecturer IV							
University Year	3	3.00	76,748	73,871	73,274	83,100	50
Total LEO - Lecturers							
University Year	34	18.25	42,941	34,451	30,400	83,100	53
Graduate Student Instructor							
GRAD STU INSTR							
University Year	1	0.60	34,540	34,540	34,540	34,540	
Total Graduate Student Instructor							
University Year	1	0.60	34,540	34,540	34,540	34,540	

University of Michigan  
Averages and Ranges of Salaries  
Regular Instructional Faculty, Lecturers and Graduate Student Instructors  
Includes Full-Time and Part-Time Employees  
DBN\_COL\_ENGINEERING 2010/2011

<u>Job Title</u>	<u>Number of Employees</u>	<u>Sum of FTE</u>	<u>Mean Salary</u>	<u>Median Salary</u>	<u>Minimum Salary</u>	<u>Maximum Salary</u>	<u>Ave Age</u>
Regular Instructional							
PROFESSOR							
University Year	17	17.00	109,464	105,752	88,429	134,814	60
Fiscal Year	5	5.00	184,464	188,196	168,256	190,008	56
ASSOC PROFESSOR							
University Year	26	25.00	91,070	89,905	75,952	109,750	49
ASST PROFESSOR							
University Year	10	10.00	85,138	85,247	79,803	92,141	39
Total Regular Instructional							
University Year	53	52.00	95,851	92,141	75,952	134,814	51
Fiscal Year	5	5.00	184,464	188,196	168,256	190,008	56
LEO - Lecturers							
LEO Intermittent Lecturer							
University Year	1	0.25	32,800	32,800	32,800	32,800	
LEO Lecturer I							
University Year	16	4.46	37,174	32,800	26,000	55,679	47
LEO Lecturer II							
University Year	4	2.25	37,442	36,582	35,078	41,525	61
Total LEO - Lecturers							
University Year	21	6.96	37,017	35,078	26,000	55,679	49

University of Michigan  
Averages and Ranges of Salaries  
Regular Instructional Faculty, Lecturers and Graduate Student Instructors  
Includes Full-Time and Part-Time Employees  
DBN\_SCH\_EDUCATION 2010/2011

<u>Job Title</u>	<u>Number of Employees</u>	<u>Sum of FTE</u>	<u>Mean Salary</u>	<u>Median Salary</u>	<u>Minimum Salary</u>	<u>Maximum Salary</u>	<u>Ave Age</u>
Regular Instructional							
PROFESSOR							
University Year	4	4.00	92,968	86,572	75,431	123,296	66
Fiscal Year	1	1.00	91,646	91,646	91,646	91,646	
ASSOC PROFESSOR							
University Year	10	9.75	67,863	68,015	63,582	74,763	53
ASST PROFESSOR							
University Year	6	6.00	57,893	57,914	55,639	59,460	42
Total Regular Instructional							
University Year	20	19.75	69,893	67,816	55,639	123,296	52
Fiscal Year	1	1.00	91,646	91,646	91,646	91,646	
LEO - Lecturers							
LEO Intermittent Lecturer							
University Year	5	1.27	28,168	27,723	27,716	29,415	53
LEO Lecturer I							
University Year	12	3.89	28,519	28,698	27,040	29,415	54
LEO Lecturer II							
University Year	11	4.49	31,347	31,434	27,999	32,975	62
Total LEO - Lecturers							
University Year	28	9.65	29,567	29,127	27,040	32,975	57

University of Michigan  
Averages and Ranges of Salaries  
Regular Instructional Faculty, Lecturers and Graduate Student Instructors  
Includes Full-Time and Part-Time Employees  
FLINT\_CAS      2010/2011

<u>Job Title</u>	<u>Number of Employees</u>	<u>Sum of FTE</u>	<u>Mean Salary</u>	<u>Median Salary</u>	<u>Minimum Salary</u>	<u>Maximum Salary</u>	<u>Ave Age</u>
Regular Instructional							
PROFESSOR							
University Year	29	29.00	88,340	83,988	75,435	152,989	59
ASSOC PROFESSOR							
University Year	44	43.67	69,252	67,576	56,918	92,170	51
ASST PROFESSOR							
University Year	48	48.00	57,382	54,600	52,000	78,193	40
INSTRUCTOR							
University Year	1	1.00	50,780	50,780	50,780	50,780	
Total Regular Instructional							
University Year	122	121.67	68,968	67,271	50,780	152,989	48
LEO - Lecturers							
LEO Intermittent Lecturer							
University Year	2	0.50	37,080	37,080	28,936	45,224	68
LEO Lecturer I							
University Year	84	49.42	27,643	26,523	25,000	40,992	41
LEO Lecturer II							
University Year	42	27.92	35,129	31,964	27,730	78,550	54
LEO Lecturer III							
University Year	6	6.00	44,414	44,330	39,000	49,000	49
LEO Lecturer IV							
University Year	29	29.00	54,260	54,014	40,658	76,049	52
Total LEO - Lecturers							
University Year	163	112.84	35,041	29,614	25,000	78,550	47
LEO - Adjunct Faculty							
LEO Adjunct Asst Professor							
University Year	1	0.58	50,000	50,000	50,000	50,000	
Total LEO - Adjunct Faculty							
University Year	1	0.58	50,000	50,000	50,000	50,000	

University of Michigan  
Averages and Ranges of Salaries  
Regular Instructional Faculty, Lecturers and Graduate Student Instructors  
Includes Full-Time and Part-Time Employees  
FLINT\_HLTH\_PROF\_STUD      2010/2011

<u>Job Title</u>	<u>Number of Employees</u>	<u>Sum of FTE</u>	<u>Mean Salary</u>	<u>Median Salary</u>	<u>Minimum Salary</u>	<u>Maximum Salary</u>	<u>Ave Age</u>
Regular Instructional							
PROFESSOR							
Fiscal Year	4	4.00	116,677	115,902	111,027	123,876	56
ASSOC PROFESSOR							
University Year	2	2.00	73,296	73,296	72,006	74,586	53
ASST PROFESSOR							
University Year	11	11.00	65,617	68,959	55,167	83,015	50
Fiscal Year	3	2.75	81,404	81,370	81,370	81,473	45
INSTRUCTOR							
Fiscal Year	5	5.00	75,672	75,190	75,190	77,559	48
Total Regular Instructional							
University Year	13	13.00	66,798	70,000	55,167	83,015	51
Fiscal Year	12	11.75	90,773	81,370	75,190	123,876	50
Regular Clinical Instructional							
CLINICAL ASSOC PROF							
Fiscal Year	1	1.00	92,287	92,287	92,287	92,287	
CLINICAL ASST PROF							
University Year	7	6.60	62,366	61,787	59,987	64,966	55
Fiscal Year	2	2.00	143,978	143,978	83,411	204,544	52
CLINICAL INSTRUCTOR							
Fiscal Year	1	0.50	87,125	87,125	87,125	87,125	
Total Regular Clinical Instructional							
University Year	7	6.60	62,366	61,787	59,987	64,966	55
Fiscal Year	4	3.50	116,842	89,706	83,411	204,544	54
LEO - Lecturers							
LEO Intermittent Lecturer							
University Year	10	2.42	28,534	26,368	25,600	36,212	47
LEO Lecturer I							
University Year	32	10.12	33,504	33,104	25,600	51,500	43
LEO Lecturer II							
University Year	8	2.57	44,205	43,841	32,556	58,206	56



University of Michigan  
Averages and Ranges of Salaries  
Regular Instructional Faculty, Lecturers and Graduate Student Instructors  
Includes Full-Time and Part-Time Employees  
FLINT\_HLTH\_PROF\_STUD 2010/2011

<u>Job Title</u>	<u>Number of Employees</u>	<u>Sum of FTE</u>	<u>Mean Salary</u>	<u>Median Salary</u>	<u>Minimum Salary</u>	<u>Maximum Salary</u>	<u>Ave Age</u>
LEO Lecturer III Fiscal Year	1	1.00	66,200	66,200	66,200	66,200	
LEO Lecturer IV Fiscal Year	1	1.00	74,667	74,667	74,667	74,667	
Total LEO - Lecturers University Year	50	15.11	34,222	32,879	25,600	58,206	46
Fiscal Year	2	2.00	70,433	70,433	66,200	74,667	52

University of Michigan  
Averages and Ranges of Salaries  
Regular Instructional Faculty, Lecturers and Graduate Student Instructors  
Includes Full-Time and Part-Time Employees  
FLINT\_MGMT\_DEAN 2010/2011

<u>Job Title</u>	<u>Number of Employees</u>	<u>Sum of FTE</u>	<u>Mean Salary</u>	<u>Median Salary</u>	<u>Minimum Salary</u>	<u>Maximum Salary</u>	<u>Ave Age</u>
Regular Instructional							
PROFESSOR							
University Year	5	4.22	122,877	121,434	119,945	127,077	63
ASSOC PROFESSOR							
University Year	3	3.00	108,339	103,301	102,437	119,277	53
ASST PROFESSOR							
University Year	11	11.00	103,531	103,968	98,000	123,600	37
Total Regular Instructional							
University Year	19	18.22	109,381	103,995	98,000	127,077	47
LEO - Lecturers							
LEO Lecturer I							
University Year	12	6.99	45,072	41,200	37,089	57,628	55
LEO Lecturer II							
University Year	3	1.50	49,712	46,934	45,490	56,712	54
LEO Lecturer III							
University Year	1	1.00	50,753	50,753	50,753	50,753	
Total LEO - Lecturers							
University Year	16	9.49	46,297	44,563	37,089	57,628	54

University of Michigan  
Averages and Ranges of Salaries  
Regular Instructional Faculty, Lecturers and Graduate Student Instructors  
Includes Full-Time and Part-Time Employees  
FLINT\_SCHEDU\_HMN\_SVS      2010/2011

<u>Job Title</u>	<u>Number of Employees</u>	<u>Sum of FTE</u>	<u>Mean Salary</u>	<u>Median Salary</u>	<u>Minimum Salary</u>	<u>Maximum Salary</u>	<u>Ave Age</u>
Regular Instructional							
PROFESSOR							
University Year	1	1.00	71,593	71,593	71,593	71,593	
Fiscal Year	1	1.00	106,457	106,457	106,457	106,457	
ASSOC PROFESSOR							
University Year	8	8.00	65,338	64,318	60,957	74,138	50
ASST PROFESSOR							
University Year	7	7.00	53,982	54,857	50,202	58,350	47
INSTRUCTOR							
Fiscal Year	1	1.00	58,614	58,614	58,614	58,614	
Total Regular Instructional							
University Year	16	16.00	60,761	62,337	50,202	74,138	50
Fiscal Year	2	2.00	82,535	82,535	58,614	106,457	58
Regular Clinical Instructional							
CLINICAL INSTRUCTOR							
Fiscal Year	1	1.00	65,971	65,971	65,971	65,971	
Total Regular Clinical Instructional							
Fiscal Year	1	1.00	65,971	65,971	65,971	65,971	
LEO - Lecturers							
LEO Lecturer I							
University Year	23	8.21	27,698	26,780	26,000	38,293	51
LEO Lecturer II							
University Year	8	2.34	29,752	30,246	28,562	30,829	62
LEO Lecturer III							
University Year	2	1.68	29,000	29,000	29,000	29,000	58
Total LEO - Lecturers							
University Year	33	12.23	28,275	27,584	26,000	38,293	54

University of Michigan  
Averages and Ranges of Salaries  
Regular Instructional Faculty, Lecturers and Graduate Student Instructors  
Includes Full-Time and Part-Time Employees  
LAW\_SCHOOL 2010/2011

<u>Job Title</u>	<u>Number of Employees</u>	<u>Sum of FTE</u>	<u>Mean Salary</u>	<u>Median Salary</u>	<u>Minimum Salary</u>	<u>Maximum Salary</u>	<u>Ave Age</u>
Regular Instructional							
PROFESSOR							
University Year	38	37.45	244,829	259,625	178,500	291,500	54
Fiscal Year	1	1.00	174,000	174,000	174,000	174,000	
ASST PROFESSOR							
University Year	9	9.00	166,389	166,000	158,000	174,000	36
Total Regular Instructional							
University Year	47	46.45	229,809	236,000	158,000	291,500	51
Fiscal Year	1	1.00	174,000	174,000	174,000	174,000	
Regular Clinical Instructional							
CLINICAL PROFESSOR							
University Year	9	9.00	186,556	185,500	161,000	206,500	53
CLINICAL ASST PROF							
University Year	3	3.00	134,500	132,500	129,500	141,500	40
Fiscal Year	9	9.00	82,537	84,500	64,000	98,000	47
Total Regular Clinical Instructional							
University Year	12	12.00	173,542	180,500	129,500	206,500	50
Fiscal Year	9	9.00	82,537	84,500	64,000	98,000	47
LEO - Lecturers							
LEO Intermittent Lecturer							
University Year	9	0.83	603,435	591,204	480,000	774,672	54
LEO Lecturer I							
University Year	7	2.44	336,936	297,144	48,115	594,289	49
LEO Lecturer II							
University Year	7	2.55	347,952	345,204	72,891	805,092	60
Total LEO - Lecturers							
University Year	23	5.82	444,571	480,000	48,115	805,092	54

University of Michigan  
Averages and Ranges of Salaries  
Regular Instructional Faculty, Lecturers and Graduate Student Instructors  
Includes Full-Time and Part-Time Employees  
MEDICAL\_SCHOOL 2010/2011

<u>Job Title</u>	<u>Number of Employees</u>	<u>Sum of FTE</u>	<u>Mean Salary</u>	<u>Median Salary</u>	<u>Minimum Salary</u>	<u>Maximum Salary</u>	<u>Ave Age</u>
Regular Instructional							
PROFESSOR							
University Year	1	1.00	68,954	68,954	68,954	68,954	
Fiscal Year	421	393.51	196,928	200,000	101,682	381,006	57
ASSOC PROFESSOR							
Fiscal Year	197	181.59	167,595	170,363	90,244	297,968	48
ASST PROFESSOR							
Fiscal Year	211	201.79	145,510	136,372	73,998	275,000	40
Total Regular Instructional							
University Year	1	1.00	68,954	68,954	68,954	68,954	
Fiscal Year	829	776.89	176,871	185,811	73,998	381,006	51
Regular Clinical Instructional							
CLINICAL PROFESSOR							
Fiscal Year	70	65.68	185,010	193,333	123,600	240,000	56
CLINICAL ASSOC PROF							
Fiscal Year	141	128.68	172,951	181,000	96,060	231,855	49
CLINICAL ASST PROF							
Fiscal Year	458	418.20	152,195	155,500	66,000	250,000	44
CLINICAL INSTRUCTOR							
Fiscal Year	146	133.66	146,027	154,500	45,277	246,500	38
CLINICAL LECTURER							
Fiscal Year	253	222.68	107,284	91,141	40,000	250,000	35
Total Regular Clinical Instructional							
Fiscal Year	1,068	968.90	145,604	151,460	40,000	250,000	43
LEO - Lecturers							
LEO Lecturer IV							
Fiscal Year	8	7.75	85,941	84,990	61,500	111,735	50
Total LEO - Lecturers							
Fiscal Year	8	7.75	85,941	84,990	61,500	111,735	50

University of Michigan  
 Averages and Ranges of Salaries  
 Regular Instructional Faculty, Lecturers and Graduate Student Instructors  
 Includes Full-Time and Part-Time Employees  
 MEDICAL\_SCHOOL 2010/2011

<u>Job Title</u>	<u>Number of Employees</u>	<u>Sum of FTE</u>	<u>Mean Salary</u>	<u>Median Salary</u>	<u>Minimum Salary</u>	<u>Maximum Salary</u>	<u>Ave Age</u>
Graduate Student Instructor							
GRAD STU INSTR							
University Year	9	1.72	34,540	34,540	34,540	34,540	25
Fiscal Year	7	1.91	51,980	51,810	51,810	53,000	26
Total Graduate Student Instructor							
University Year	9	1.72	34,540	34,540	34,540	34,540	25
Fiscal Year	7	1.91	51,980	51,810	51,810	53,000	26

University of Michigan  
Averages and Ranges of Salaries  
Regular Instructional Faculty, Lecturers and Graduate Student Instructors  
Includes Full-Time and Part-Time Employees  
SCHOOL\_ART\_DESIGN 2010/2011

<u>Job Title</u>	<u>Number of Employees</u>	<u>Sum of FTE</u>	<u>Mean Salary</u>	<u>Median Salary</u>	<u>Minimum Salary</u>	<u>Maximum Salary</u>	<u>Ave Age</u>
Regular Instructional							
PROFESSOR							
University Year	12	12.00	105,213	98,129	91,404	131,932	61
Fiscal Year	1	1.00	151,192	151,192	151,192	151,192	
ASSOC PROFESSOR							
University Year	15	14.00	83,457	83,454	75,691	90,257	49
ASST PROFESSOR							
University Year	4	4.00	71,839	71,381	69,336	75,257	37
Total Regular Instructional							
University Year	31	30.00	90,380	87,827	69,336	131,932	52
Fiscal Year	1	1.00	151,192	151,192	151,192	151,192	
LEO - Lecturers							
LEO Lecturer I							
University Year	21	8.50	40,513	39,349	37,091	47,219	39
LEO Lecturer II							
University Year	7	4.29	54,791	50,526	48,692	71,148	57
Total LEO - Lecturers							
University Year	28	12.79	44,083	40,746	37,091	71,148	44
Graduate Student Instructor							
GRAD STU INSTR							
University Year	20	4.80	34,540	34,540	34,540	34,540	29
Total Graduate Student Instructor							
University Year	20	4.80	34,540	34,540	34,540	34,540	29

University of Michigan  
Averages and Ranges of Salaries  
Regular Instructional Faculty, Lecturers and Graduate Student Instructors  
Includes Full-Time and Part-Time Employees  
SCHOOL\_BUS\_ADMIN      2010/2011

<u>Job Title</u>	<u>Number of Employees</u>	<u>Sum of FTE</u>	<u>Mean Salary</u>	<u>Median Salary</u>	<u>Minimum Salary</u>	<u>Maximum Salary</u>	<u>Ave Age</u>
Regular Instructional							
PROFESSOR							
University Year	57	55.60	223,969	222,000	139,000	327,500	56
Fiscal Year	1	0.56	200,850	200,850	200,850	200,850	
ASSOC PROFESSOR							
University Year	23	23.00	183,130	179,000	105,000	233,000	47
Fiscal Year	1	1.00	210,000	210,000	210,000	210,000	
ASST PROFESSOR							
University Year	31	31.00	159,751	149,500	128,500	198,000	34
Total Regular Instructional							
University Year	111	109.60	197,572	194,000	105,000	327,500	48
Fiscal Year	2	1.56	205,425	205,425	200,850	210,000	47
Regular Clinical Instructional							
CLINICAL PROFESSOR							
University Year	1	0.83	207,000	207,000	207,000	207,000	
Fiscal Year	3	1.51	174,167	163,500	158,000	201,000	54
CLINICAL ASSOC PROF							
University Year	2	2.00	162,204	162,204	156,908	167,500	48
CLINICAL ASST PROF							
University Year	2	2.00	145,000	145,000	136,000	154,000	51
Total Regular Clinical Instructional							
University Year	5	4.83	164,282	156,908	136,000	207,000	52
Fiscal Year	3	1.51	174,167	163,500	158,000	201,000	54
LEO - Lecturers							
LEO Intermittent Lecturer							
University Year	1	0.25	200,000	200,000	200,000	200,000	
Fiscal Year	2	0.69	122,118	122,118	60,000	184,236	50
LEO Lecturer I							
University Year	6	4.45	89,815	81,216	41,242	178,546	49
LEO Lecturer II							
University Year	4	3.30	78,879	75,771	47,206	116,769	63
Fiscal Year	5	3.83	101,287	79,311	49,300	165,517	56



University of Michigan  
Averages and Ranges of Salaries  
Regular Instructional Faculty, Lecturers and Graduate Student Instructors  
Includes Full-Time and Part-Time Employees  
SCHOOL\_BUS\_ADMIN 2010/2011

<u>Job Title</u>	<u>Number of Employees</u>	<u>Sum of FTE</u>	<u>Mean Salary</u>	<u>Median Salary</u>	<u>Minimum Salary</u>	<u>Maximum Salary</u>	<u>Ave Age</u>
LEO Lecturer IV							
Fiscal Year	21	19.03	126,531	122,097	65,563	222,939	54
Total LEO - Lecturers							
University Year	11	8.00	95,855	86,686	41,242	200,000	53
Fiscal Year	28	23.55	121,708	117,392	49,300	222,939	54
Graduate Student Instructor							
GRAD STU INSTR							
University Year	18	5.62	34,540	34,540	34,540	34,540	24
Total Graduate Student Instructor							
University Year	18	5.62	34,540	34,540	34,540	34,540	24

University of Michigan  
Averages and Ranges of Salaries  
Regular Instructional Faculty, Lecturers and Graduate Student Instructors  
Includes Full-Time and Part-Time Employees  
SCHOOL\_DENTISTRY 2010/2011

<u>Job Title</u>	<u>Number of Employees</u>	<u>Sum of FTE</u>	<u>Mean Salary</u>	<u>Median Salary</u>	<u>Minimum Salary</u>	<u>Maximum Salary</u>	<u>Ave Age</u>
Regular Instructional							
PROFESSOR							
University Year	1	0.60	156,244	156,244	156,244	156,244	
Fiscal Year	23	22.80	201,830	188,033	150,859	296,416	58
ASSOC PROFESSOR							
University Year	2	1.10	102,540	102,540	86,651	118,429	71
Fiscal Year	18	17.80	120,744	117,600	66,165	178,294	55
ASST PROFESSOR							
University Year	1	1.00	57,936	57,936	57,936	57,936	
Fiscal Year	16	15.80	103,800	102,560	94,392	135,110	41
Total Regular Instructional							
University Year	4	2.70	104,815	102,540	57,936	156,244	68
Fiscal Year	57	56.40	148,707	133,978	66,165	296,416	52
Regular Clinical Instructional							
CLINICAL PROFESSOR							
Fiscal Year	6	6.00	170,814	154,099	143,920	268,515	56
CLINICAL ASSOC PROF							
Fiscal Year	10	10.00	113,275	115,955	96,290	128,125	46
CLINICAL ASST PROF							
Fiscal Year	19	18.80	94,804	91,075	69,205	120,778	40
CLINICAL LECTURER							
Fiscal Year	6	6.00	59,771	60,049	47,672	71,750	44
Total Regular Clinical Instructional							
Fiscal Year	41	40.80	105,306	100,723	47,672	268,515	44

University of Michigan  
Averages and Ranges of Salaries  
Regular Instructional Faculty, Lecturers and Graduate Student Instructors  
Includes Full-Time and Part-Time Employees  
SCHOOL\_EDUCATION 2010/2011

<u>Job Title</u>	<u>Number of Employees</u>	<u>Sum of FTE</u>	<u>Mean Salary</u>	<u>Median Salary</u>	<u>Minimum Salary</u>	<u>Maximum Salary</u>	<u>Ave Age</u>
Regular Instructional							
PROFESSOR							
University Year	21	20.50	143,680	130,417	110,000	212,099	60
Fiscal Year	1	1.00	131,587	131,587	131,587	131,587	
ASSOC PROFESSOR							
University Year	13	13.00	99,155	102,500	84,108	120,206	49
ASST PROFESSOR							
University Year	6	5.67	65,110	66,226	52,800	73,288	44
Total Regular Instructional							
University Year	40	39.17	117,424	110,676	52,800	212,099	54
Fiscal Year	1	1.00	131,587	131,587	131,587	131,587	
Regular Clinical Instructional							
CLINICAL PROFESSOR							
Fiscal Year	2	2.00	165,612	165,612	123,261	207,963	63
CLINICAL ASSOC PROF							
University Year	2	1.90	76,852	76,852	74,144	79,560	54
Fiscal Year	2	2.00	102,209	102,209	95,156	109,261	47
CLINICAL ASST PROF							
Fiscal Year	3	3.00	84,034	84,000	83,103	85,000	44
Total Regular Clinical Instructional							
University Year	2	1.90	76,852	76,852	74,144	79,560	54
Fiscal Year	7	7.00	112,535	95,156	83,103	207,963	50
LEO - Lecturers							
LEO Intermittent Lecturer							
University Year	4	1.03	40,750	41,000	40,000	41,000	51
LEO Lecturer I							
University Year	34	11.30	41,567	41,000	40,000	47,456	54
LEO Lecturer II							
University Year	6	2.25	50,443	49,527	46,782	57,800	59
Fiscal Year	2	1.40	71,147	71,147	63,291	79,003	61
LEO Lecturer III							

University of Michigan  
Averages and Ranges of Salaries  
Regular Instructional Faculty, Lecturers and Graduate Student Instructors  
Includes Full-Time and Part-Time Employees  
SCHOOL\_EDUCATION 2010/2011

<u>Job Title</u>	<u>Number of Employees</u>	<u>Sum of FTE</u>	<u>Mean Salary</u>	<u>Median Salary</u>	<u>Minimum Salary</u>	<u>Maximum Salary</u>	<u>Ave Age</u>
University Year	1	1.00	56,545	56,545	56,545	56,545	
Fiscal Year	2	1.50	83,669	83,669	62,730	104,609	58
LEO Lecturer IV							
Fiscal Year	4	4.00	94,523	94,153	87,500	102,285	59
Total LEO - Lecturers							
University Year	45	15.58	43,011	41,000	40,000	57,800	54
Fiscal Year	8	6.90	85,965	90,473	62,730	104,609	59
Graduate Student Instructor							
GRAD STU INSTR							
University Year	34	16.45	34,540	34,540	34,540	34,540	32
Total Graduate Student Instructor							
University Year	34	16.45	34,540	34,540	34,540	34,540	32

University of Michigan  
Averages and Ranges of Salaries  
Regular Instructional Faculty, Lecturers and Graduate Student Instructors  
Includes Full-Time and Part-Time Employees  
SCHOOL\_INFORMATION      2010/2011

<u>Job Title</u>	<u>Number of Employees</u>	<u>Sum of FTE</u>	<u>Mean Salary</u>	<u>Median Salary</u>	<u>Minimum Salary</u>	<u>Maximum Salary</u>	<u>Ave Age</u>
Regular Instructional							
PROFESSOR University Year	11	10.00	138,873	128,176	114,285	202,577	55
ASSOC PROFESSOR University Year	5	5.00	98,700	100,541	91,699	107,031	51
ASST PROFESSOR University Year	9	9.00	92,103	94,050	80,096	106,605	38
Total Regular Instructional University Year	25	24.00	114,001	106,605	80,096	202,577	48
Regular Clinical Instructional							
CLINICAL ASSOC PROF University Year	1	1.00	117,207	117,207	117,207	117,207	
CLINICAL ASST PROF University Year	1	1.00	70,000	70,000	70,000	70,000	
Total Regular Clinical Instructional University Year	2	2.00	93,604	93,604	70,000	117,207	47
LEO - Lecturers							
LEO Intermittent Lecturer University Year	1	0.50	83,640	83,640	83,640	83,640	
LEO Lecturer I University Year	1	0.25	87,404	87,404	87,404	87,404	
LEO Lecturer III University Year	1	1.00	85,657	85,657	85,657	85,657	
LEO Lecturer IV University Year	1	1.00	78,540	78,540	78,540	78,540	
Total LEO - Lecturers University Year	4	2.75	83,810	84,649	78,540	87,404	50

University of Michigan  
Averages and Ranges of Salaries  
Regular Instructional Faculty, Lecturers and Graduate Student Instructors  
Includes Full-Time and Part-Time Employees  
SCHOOL\_INFORMATION 2010/2011

<u>Job Title</u>	<u>Number of Employees</u>	<u>Sum of FTE</u>	<u>Mean Salary</u>	<u>Median Salary</u>	<u>Minimum Salary</u>	<u>Maximum Salary</u>	<u>Ave Age</u>
Graduate Student Instructor							
GRAD STU INSTR University Year	15	7.35	34,540	34,540	34,540	34,540	31
Total Graduate Student Instructor University Year	15	7.35	34,540	34,540	34,540	34,540	31

University of Michigan  
Averages and Ranges of Salaries  
Regular Instructional Faculty, Lecturers and Graduate Student Instructors  
Includes Full-Time and Part-Time Employees  
SCHOOL\_KINESIOLOGY 2010/2011

<u>Job Title</u>	<u>Number of Employees</u>	<u>Sum of FTE</u>	<u>Mean Salary</u>	<u>Median Salary</u>	<u>Minimum Salary</u>	<u>Maximum Salary</u>	<u>Ave Age</u>
Regular Instructional							
PROFESSOR							
University Year	8	8.00	146,998	152,402	102,510	186,300	62
ASSOC PROFESSOR							
University Year	10	10.00	96,633	94,136	80,997	111,671	45
Fiscal Year	1	1.00	116,522	116,522	116,522	116,522	
ASST PROFESSOR							
University Year	4	4.00	80,314	82,059	70,000	87,138	38
INSTRUCTOR							
Fiscal Year	1	1.00	62,513	62,513	62,513	62,513	
Total Regular Instructional							
University Year	22	22.00	111,980	99,118	70,000	186,300	50
Fiscal Year	2	2.00	89,517	89,517	62,513	116,522	57
Regular Clinical Instructional							
CLINICAL ASSOC PROF							
University Year	1	1.00	87,798	87,798	87,798	87,798	
CLINICAL ASST PROF							
University Year	2	2.00	68,994	68,994	63,004	74,985	45
Total Regular Clinical Instructional							
University Year	3	3.00	75,262	74,985	63,004	87,798	50
LEO - Lecturers							
LEO Lecturer I							
University Year	5	2.50	33,917	33,456	32,000	35,926	40
LEO Lecturer II							
University Year	3	1.13	46,242	47,468	38,379	52,879	50
LEO Lecturer III							
University Year	2	2.00	55,188	55,188	54,000	56,375	41
LEO Lecturer IV							
University Year	2	2.00	66,269	66,269	63,488	69,051	45
Total LEO - Lecturers							

University of Michigan  
 Averages and Ranges of Salaries  
 Regular Instructional Faculty, Lecturers and Graduate Student Instructors  
 Includes Full-Time and Part-Time Employees  
 SCHOOL\_KINESIOLOGY 2010/2011

<u>Job Title</u>	<u>Number of Employees</u>	<u>Sum of FTE</u>	<u>Mean Salary</u>	<u>Median Salary</u>	<u>Minimum Salary</u>	<u>Maximum Salary</u>	<u>Ave Age</u>
University Year	12	7.63	45,936	42,923	32,000	69,051	43
Graduate Student Instructor							
GRAD STU INSTR							
University Year	11	3.50	34,540	34,540	34,540	34,540	29
Total Graduate Student Instructor							
University Year	11	3.50	34,540	34,540	34,540	34,540	29



University of Michigan  
Averages and Ranges of Salaries  
Regular Instructional Faculty, Lecturers and Graduate Student Instructors  
Includes Full-Time and Part-Time Employees  
SCHOOL\_MUSIC 2010/2011

<u>Job Title</u>	<u>Number of Employees</u>	<u>Sum of FTE</u>	<u>Mean Salary</u>	<u>Median Salary</u>	<u>Minimum Salary</u>	<u>Maximum Salary</u>	<u>Ave Age</u>
Regular Instructional							
PROFESSOR							
University Year	53	51.82	106,416	103,008	74,615	184,009	60
Fiscal Year	1	1.00	101,991	101,991	101,991	101,991	
ASSOC PROFESSOR							
University Year	45	45.00	79,216	72,120	65,326	155,455	49
ASST PROFESSOR							
University Year	12	12.00	63,989	62,663	58,363	71,045	41
Total Regular Instructional							
University Year	110	108.82	90,660	83,332	58,363	184,009	54
Fiscal Year	1	1.00	101,991	101,991	101,991	101,991	
Regular Clinical Instructional							
CLINICAL ASSOC PROF							
University Year	8	7.50	69,892	69,277	59,210	83,606	52
CLINICAL ASST PROF							
University Year	9	9.00	58,704	60,140	47,990	67,071	51
Total Regular Clinical Instructional							
University Year	17	16.50	63,969	64,468	47,990	83,606	51
LEO - Lecturers							
LEO Intermittent Lecturer							
University Year	7	2.28	61,968	73,472	32,000	98,958	49
LEO Lecturer I							
University Year	10	4.11	54,966	35,022	32,800	88,400	48
LEO Lecturer II							
University Year	12	3.81	80,993	91,452	40,471	105,236	51
LEO Lecturer III							
University Year	5	4.00	47,988	46,002	34,850	60,578	44
LEO Lecturer IV							
University Year	3	2.43	43,565	41,451	39,304	49,939	50
Fiscal Year	1	1.00	52,778	52,778	52,778	52,778	

University of Michigan  
Averages and Ranges of Salaries  
Regular Instructional Faculty, Lecturers and Graduate Student Instructors  
Includes Full-Time and Part-Time Employees  
SCHOOL\_MUSIC 2010/2011

<u>Job Title</u>	<u>Number of Employees</u>	<u>Sum of FTE</u>	<u>Mean Salary</u>	<u>Median Salary</u>	<u>Minimum Salary</u>	<u>Maximum Salary</u>	<u>Ave Age</u>
Total LEO - Lecturers							
University Year	37	16.63	62,864	58,000	32,000	105,236	49
Fiscal Year	1	1.00	52,778	52,778	52,778	52,778	
Graduate Student Instructor							
GRAD STU INSTR							
University Year	96	21.50	34,540	34,540	34,540	34,540	29
Total Graduate Student Instructor							
University Year	96	21.50	34,540	34,540	34,540	34,540	29

University of Michigan  
Averages and Ranges of Salaries  
Regular Instructional Faculty, Lecturers and Graduate Student Instructors  
Includes Full-Time and Part-Time Employees  
SCHOOL\_NAT\_RES\_ENVIR 2010/2011

<u>Job Title</u>	<u>Number of Employees</u>	<u>Sum of FTE</u>	<u>Mean Salary</u>	<u>Median Salary</u>	<u>Minimum Salary</u>	<u>Maximum Salary</u>	<u>Ave Age</u>
Regular Instructional							
PROFESSOR							
University Year	19	17.85	125,114	125,749	107,113	155,250	59
ASSOC PROFESSOR							
University Year	11	10.50	81,917	80,994	77,900	86,961	50
ASST PROFESSOR							
University Year	6	6.00	72,851	72,010	67,000	80,000	41
Total Regular Instructional							
University Year	36	34.35	103,204	107,955	67,000	155,250	53
LEO - Lecturers							
LEO Intermittent Lecturer							
University Year	3	1.23	102,456	88,367	42,502	176,500	50
LEO Lecturer I							
University Year	1	0.11	100,727	100,727	100,727	100,727	
LEO Lecturer III							
University Year	1	0.50	102,500	102,500	102,500	102,500	
Total LEO - Lecturers							
University Year	5	1.84	102,119	100,727	42,502	176,500	48
Graduate Student Instructor							
GRAD STU INSTR							
University Year	22	7.47	34,540	34,540	34,540	34,540	30
Total Graduate Student Instructor							
University Year	22	7.47	34,540	34,540	34,540	34,540	30

University of Michigan  
Averages and Ranges of Salaries  
Regular Instructional Faculty, Lecturers and Graduate Student Instructors  
Includes Full-Time and Part-Time Employees  
SCHOOL\_NURSING 2010/2011

<u>Job Title</u>	<u>Number of Employees</u>	<u>Sum of FTE</u>	<u>Mean Salary</u>	<u>Median Salary</u>	<u>Minimum Salary</u>	<u>Maximum Salary</u>	<u>Ave Age</u>
Regular Instructional							
PROFESSOR							
University Year	8	8.00	122,925	118,455	115,566	146,450	63
Fiscal Year	3	3.00	171,034	169,448	161,600	182,053	62
ASSOC PROFESSOR							
University Year	8	6.80	102,170	100,637	94,860	108,530	59
Fiscal Year	2	2.00	138,175	138,175	136,350	140,000	56
ASST PROFESSOR							
University Year	15	13.78	82,044	78,021	73,993	100,637	53
Total Regular Instructional							
University Year	31	28.58	97,788	100,637	73,993	146,450	57
Fiscal Year	5	5.00	157,890	161,600	136,350	182,053	59
Regular Clinical Instructional							
CLINICAL ASST PROF							
Fiscal Year	12	11.81	93,302	92,253	90,338	98,000	51
CLINICAL INSTRUCTOR							
Fiscal Year	12	11.65	79,742	76,000	72,800	103,020	46
Total Regular Clinical Instructional							
Fiscal Year	24	23.46	86,522	91,006	72,800	103,020	48
LEO - Lecturers							
LEO Intermittent Lecturer							
University Year	2	0.55	37,355	37,355	37,355	37,355	53
LEO Lecturer I							
University Year	16	9.16	37,646	37,355	37,173	38,474	44
LEO Lecturer II							
University Year	16	11.55	55,717	52,070	42,232	109,923	56
LEO Lecturer IV							
University Year	4	3.42	70,975	70,885	58,718	83,411	54
Total LEO - Lecturers							
University Year	38	24.68	48,748	45,082	37,173	109,923	50

University of Michigan  
 Averages and Ranges of Salaries  
 Regular Instructional Faculty, Lecturers and Graduate Student Instructors  
 Includes Full-Time and Part-Time Employees  
 SCHOOL\_NURSING 2010/2011

<u>Job Title</u>	<u>Number of Employees</u>	<u>Sum of FTE</u>	<u>Mean Salary</u>	<u>Median Salary</u>	<u>Minimum Salary</u>	<u>Maximum Salary</u>	<u>Ave Age</u>
Graduate Student Instructor							
GRAD STU INSTR University Year	15	8.35	34,540	34,540	34,540	34,540	37
Total Graduate Student Instructor University Year	15	8.35	34,540	34,540	34,540	34,540	37

University of Michigan  
Averages and Ranges of Salaries  
Regular Instructional Faculty, Lecturers and Graduate Student Instructors  
Includes Full-Time and Part-Time Employees  
SCHOOL\_PUB\_HEALTH 2010/2011

<u>Job Title</u>	<u>Number of Employees</u>	<u>Sum of FTE</u>	<u>Mean Salary</u>	<u>Median Salary</u>	<u>Minimum Salary</u>	<u>Maximum Salary</u>	<u>Ave Age</u>
Regular Instructional							
PROFESSOR							
University Year	54	51.75	142,083	134,904	91,000	206,750	57
ASSOC PROFESSOR							
University Year	26	26.00	102,492	102,138	78,028	119,200	48
Fiscal Year	1	1.00	200,628	200,628	200,628	200,628	
ASST PROFESSOR							
University Year	24	24.00	83,617	82,575	73,200	96,000	36
Total Regular Instructional							
University Year	104	101.75	118,693	118,100	73,200	206,750	50
Fiscal Year	1	1.00	200,628	200,628	200,628	200,628	
LEO - Lecturers							
LEO Intermittent Lecturer							
University Year	2	0.55	65,104	65,104	64,944	65,264	56
Fiscal Year	1	1.00	30,000	30,000	30,000	30,000	
LEO Lecturer III							
University Year	2	2.00	60,547	60,547	59,594	61,500	48
Fiscal Year	1	1.00	98,597	98,597	98,597	98,597	
Total LEO - Lecturers							
University Year	4	2.55	62,825	63,222	59,594	65,264	52
Fiscal Year	2	2.00	64,298	64,298	30,000	98,597	48
Graduate Student Instructor							
GRAD STU INSTR							
University Year	14	6.50	34,540	34,540	34,540	34,540	29
Fiscal Year	24	11.39	51,810	51,810	51,810	51,810	26
Total Graduate Student Instructor							
University Year	14	6.50	34,540	34,540	34,540	34,540	29
Fiscal Year	24	11.39	51,810	51,810	51,810	51,810	26

University of Michigan  
Averages and Ranges of Salaries  
Regular Instructional Faculty, Lecturers and Graduate Student Instructors  
Includes Full-Time and Part-Time Employees  
SCHOOL\_PUB\_POLICY 2010/2011

<u>Job Title</u>	<u>Number of Employees</u>	<u>Sum of FTE</u>	<u>Mean Salary</u>	<u>Median Salary</u>	<u>Minimum Salary</u>	<u>Maximum Salary</u>	<u>Ave Age</u>
Regular Instructional							
PROFESSOR University Year	10	9.50	157,907	152,125	116,180	215,000	55
ASSOC PROFESSOR University Year	4	3.50	122,688	123,125	90,500	154,000	42
ASST PROFESSOR University Year	5	5.00	94,750	90,250	78,000	115,500	33
Total Regular Instructional University Year	19	18.00	133,872	123,138	78,000	215,000	46
Regular Clinical Instructional							
CLINICAL PROFESSOR University Year	1	0.50	122,324	122,324	122,324	122,324	
Total Regular Clinical Instructional University Year	1	0.50	122,324	122,324	122,324	122,324	
LEO - Lecturers							
LEO Intermittent Lecturer University Year	3	0.99	73,877	85,558	34,692	101,382	59
LEO Lecturer I University Year	2	0.66	94,123	94,123	90,666	97,580	64
LEO Lecturer III University Year	2	2.00	72,872	72,872	65,239	80,504	39
LEO Lecturer IV University Year	3	2.50	78,596	64,472	64,472	106,843	46
Total LEO - Lecturers University Year	10	6.15	79,141	83,031	34,692	106,843	52
Graduate Student Instructor							
GRAD STU INSTR University Year	18	5.95	34,540	34,540	34,540	34,540	28
Total Graduate Student Instructor							

University of Michigan  
 Averages and Ranges of Salaries  
 Regular Instructional Faculty, Lecturers and Graduate Student Instructors  
 Includes Full-Time and Part-Time Employees  
 SCHOOL\_PUB\_POLICY      2010/2011

<u>Job Title</u>	<u>Number of Employees</u>	<u>Sum of FTE</u>	<u>Mean Salary</u>	<u>Median Salary</u>	<u>Minimum Salary</u>	<u>Maximum Salary</u>	<u>Ave Age</u>
University Year	18	5.95	34,540	34,540	34,540	34,540	28



University of Michigan  
Averages and Ranges of Salaries  
Regular Instructional Faculty, Lecturers and Graduate Student Instructors  
Includes Full-Time and Part-Time Employees  
SCHOOL\_SOCIAL\_WORK      2010/2011

<u>Job Title</u>	<u>Number of Employees</u>	<u>Sum of FTE</u>	<u>Mean Salary</u>	<u>Median Salary</u>	<u>Minimum Salary</u>	<u>Maximum Salary</u>	<u>Ave Age</u>
Regular Instructional							
PROFESSOR							
University Year	18	17.35	139,217	137,686	91,063	191,223	59
ASSOC PROFESSOR							
University Year	15	13.75	107,451	107,066	91,206	138,721	56
ASST PROFESSOR							
University Year	8	8.00	80,203	78,490	71,796	91,379	43
Total Regular Instructional							
University Year	41	39.10	116,081	110,179	71,796	191,223	55
Regular Clinical Instructional							
CLINICAL ASST PROF							
Fiscal Year	2	1.80	93,706	93,706	89,127	98,285	50
Total Regular Clinical Instructional							
Fiscal Year	2	1.80	93,706	93,706	89,127	98,285	50
LEO - Lecturers							
LEO Intermittent Lecturer							
University Year	5	1.50	33,760	32,000	32,000	40,000	52
LEO Lecturer I							
University Year	4	1.58	41,352	38,642	33,456	54,667	51
Fiscal Year	1	0.08	17,383	17,383	17,383	17,383	
LEO Lecturer II							
University Year	11	4.13	53,822	53,200	49,719	67,525	56
LEO Lecturer III							
Fiscal Year	4	3.83	66,645	67,035	59,594	72,917	51
LEO Lecturer IV							
Fiscal Year	4	3.75	74,602	75,433	64,611	82,930	57
Total LEO - Lecturers							
University Year	20	7.21	46,312	50,249	32,000	67,525	54
Fiscal Year	9	7.66	64,708	69,956	17,383	82,930	53

University of Michigan  
 Averages and Ranges of Salaries  
 Regular Instructional Faculty, Lecturers and Graduate Student Instructors  
 Includes Full-Time and Part-Time Employees  
 SCHOOL\_SOCIAL\_WORK 2010/2011

<u>Job Title</u>	<u>Number of Employees</u>	<u>Sum of FTE</u>	<u>Mean Salary</u>	<u>Median Salary</u>	<u>Minimum Salary</u>	<u>Maximum Salary</u>	<u>Ave Age</u>
Graduate Student Instructor							
GRAD STU INSTR University Year	7	3.35	34,540	34,540	34,540	34,540	33
Total Graduate Student Instructor University Year	7	3.35	34,540	34,540	34,540	34,540	33

University of Michigan  
 Averages and Ranges of Salaries  
 Regular Instructional Faculty, Lecturers and Graduate Student Instructors  
 Includes Full-Time and Part-Time Employees  
 LSA UG: Lloyd Hall Scholars 2010/2011

IPEDS Codes: 24.0199

<u>Job Title</u>	<u>Number of Employees</u>	<u>Sum of FTE</u>	<u>Mean Salary</u>	<u>Median Salary</u>	<u>Minimum Salary</u>	<u>Maximum Salary</u>	<u>Ave Age</u>
LEO - Lecturers							
LEO Lecturer II University Year	1	1.00	51,310	51,310	51,310	51,310	
Total LEO - Lecturers University Year	1	1.00	51,310	51,310	51,310	51,310	

University of Michigan  
 Averages and Ranges of Salaries  
 Regular Instructional Faculty, Lecturers and Graduate Student Instructors  
 Includes Full-Time and Part-Time Employees  
 LSA UG: Museum Studies Minor 2010/2011

IPEDS Codes: 24.0199 30.1401

<u>Job Title</u>	<u>Number of Employees</u>	<u>Sum of FTE</u>	<u>Mean Salary</u>	<u>Median Salary</u>	<u>Minimum Salary</u>	<u>Maximum Salary</u>	<u>Ave Age</u>
Graduate Student Instructor							
GRAD STU INSTR University Year	1	0.50	34,540	34,540	34,540	34,540	
Total Graduate Student Instructor University Year	1	0.50	34,540	34,540	34,540	34,540	

University of Michigan  
Averages and Ranges of Salaries  
Regular Instructional Faculty, Lecturers and Graduate Student Instructors  
Includes Full-Time and Part-Time Employees  
LSA UG: Curriculum Support      2010/2011

IPEDS Codes: 24.0199

<u>Job Title</u>	<u>Number of Employees</u>	<u>Sum of FTE</u>	<u>Mean Salary</u>	<u>Median Salary</u>	<u>Minimum Salary</u>	<u>Maximum Salary</u>	<u>Ave Age</u>
LEO - Lecturers							
LEO Lecturer I University Year	3	2.58	47,565	37,647	36,589	68,459	52
LEO Lecturer II University Year	2	0.66	41,551	41,551	40,324	42,778	62
Total LEO - Lecturers University Year	5	3.24	45,159	40,324	36,589	68,459	56
LEO - Adjunct Faculty							
LEO Adjunct Lecturer University Year	1	1.00	104,348	104,348	104,348	104,348	
Total LEO - Adjunct Faculty University Year	1	1.00	104,348	104,348	104,348	104,348	
Graduate Student Instructor							
GRAD STU INSTR University Year	2	1.00	34,540	34,540	34,540	34,540	34
Total Graduate Student Instructor University Year	2	1.00	34,540	34,540	34,540	34,540	34

University of Michigan  
Averages and Ranges of Salaries  
Regular Instructional Faculty, Lecturers and Graduate Student Instructors  
Includes Full-Time and Part-Time Employees  
LSA Anthropology 2010/2011

IPEDS Codes: 45.0201

<u>Job Title</u>	<u>Number of Employees</u>	<u>Sum of FTE</u>	<u>Mean Salary</u>	<u>Median Salary</u>	<u>Minimum Salary</u>	<u>Maximum Salary</u>	<u>Ave Age</u>
Regular Instructional							
PROFESSOR							
University Year	13	13.00	118,429	122,814	91,405	143,000	63
Fiscal Year	6	6.00	131,963	135,898	94,866	153,221	67
ASSOC PROFESSOR							
University Year	8	8.00	85,927	85,209	78,700	93,900	47
ASST PROFESSOR							
University Year	8	8.00	67,884	67,250	66,280	71,663	45
Total Regular Instructional							
University Year	29	29.00	95,519	91,100	66,280	143,000	53
Fiscal Year	6	6.00	131,963	135,898	94,866	153,221	67
LEO - Lecturers							
LEO Lecturer I							
University Year	2	1.89	33,762	33,762	32,000	35,525	42
Fiscal Year	1	0.22	22,502	22,502	22,502	22,502	
LEO Lecturer III							
University Year	2	1.05	48,642	48,642	39,200	58,084	46
LEO Lecturer IV							
University Year	2	1.72	57,668	57,668	52,258	63,079	53
Total LEO - Lecturers							
University Year	6	4.66	46,691	45,729	32,000	63,079	47
Fiscal Year	1	0.22	22,502	22,502	22,502	22,502	
Graduate Student Instructor							
GRAD STU INSTR							
University Year	40	19.69	34,540	34,540	34,540	34,540	30
Total Graduate Student Instructor							
University Year	40	19.69	34,540	34,540	34,540	34,540	30

University of Michigan  
Averages and Ranges of Salaries  
Regular Instructional Faculty, Lecturers and Graduate Student Instructors  
Includes Full-Time and Part-Time Employees  
LSA Astronomy 2010/2011

IPEDS Codes: 40.0201

<u>Job Title</u>	<u>Number of Employees</u>	<u>Sum of FTE</u>	<u>Mean Salary</u>	<u>Median Salary</u>	<u>Minimum Salary</u>	<u>Maximum Salary</u>	<u>Ave Age</u>
Regular Instructional							
PROFESSOR University Year	6	6.00	129,932	124,831	112,770	167,660	60
ASSOC PROFESSOR University Year	6	6.00	98,219	98,578	93,502	101,500	39
ASST PROFESSOR University Year	4	4.00	86,078	86,525	76,500	94,760	37
Total Regular Instructional University Year	16	16.00	107,076	99,200	76,500	167,660	46
Graduate Student Instructor							
GRAD STU INSTR University Year	9	4.39	34,540	34,540	34,540	34,540	24
Total Graduate Student Instructor University Year	9	4.39	34,540	34,540	34,540	34,540	24

University of Michigan  
Averages and Ranges of Salaries  
Regular Instructional Faculty, Lecturers and Graduate Student Instructors  
Includes Full-Time and Part-Time Employees  
LSA UG: Environment 2010/2011

IPEDS Codes: 03.0103

<u>Job Title</u>	<u>Number of Employees</u>	<u>Sum of FTE</u>	<u>Mean Salary</u>	<u>Median Salary</u>	<u>Minimum Salary</u>	<u>Maximum Salary</u>	<u>Ave Age</u>
LEO - Lecturers							
LEO Intermittent Lecturer University Year	2	0.58	51,457	51,457	32,830	70,085	41
LEO Lecturer I University Year	5	1.75	52,041	60,362	32,000	73,549	48
LEO Lecturer III University Year	1	1.00	46,125	46,125	46,125	46,125	
Total LEO - Lecturers University Year	8	3.33	51,156	53,243	32,000	73,549	45
Graduate Student Instructor							
GRAD STU INSTR University Year	20	9.67	34,540	34,540	34,540	34,540	29
Total Graduate Student Instructor University Year	20	9.67	34,540	34,540	34,540	34,540	29



University of Michigan  
Averages and Ranges of Salaries  
Regular Instructional Faculty, Lecturers and Graduate Student Instructors  
Includes Full-Time and Part-Time Employees  
LSA Chemistry 2010/2011

IPEDS Codes: 40.0501

<u>Job Title</u>	<u>Number of Employees</u>	<u>Sum of FTE</u>	<u>Mean Salary</u>	<u>Median Salary</u>	<u>Minimum Salary</u>	<u>Maximum Salary</u>	<u>Ave Age</u>
Regular Instructional							
PROFESSOR University Year	24	23.50	132,363	128,707	92,600	179,030	51
ASSOC PROFESSOR University Year	2	2.00	93,575	93,575	90,000	97,150	39
ASST PROFESSOR University Year	11	11.00	79,470	80,325	73,150	81,920	34
Total Regular Instructional University Year	37	36.50	114,541	108,500	73,150	179,030	45
LEO - Lecturers							
LEO Lecturer III University Year	1	1.00	66,224	66,224	66,224	66,224	
LEO Lecturer IV University Year	3	3.00	77,448	77,924	73,212	81,206	62
Total LEO - Lecturers University Year	4	4.00	74,642	75,568	66,224	81,206	55
Graduate Student Instructor							
GRAD STU INSTR University Year	139	70.82	34,540	34,540	34,540	34,540	24
Total Graduate Student Instructor University Year	139	70.82	34,540	34,540	34,540	34,540	24

University of Michigan  
Averages and Ranges of Salaries  
Regular Instructional Faculty, Lecturers and Graduate Student Instructors  
Includes Full-Time and Part-Time Employees  
LSA Classical Studies 2010/2011

IPEDS Codes: 16.1200 16.1202 16.1203

<u>Job Title</u>	<u>Number of Employees</u>	<u>Sum of FTE</u>	<u>Mean Salary</u>	<u>Median Salary</u>	<u>Minimum Salary</u>	<u>Maximum Salary</u>	<u>Ave Age</u>
Regular Instructional							
PROFESSOR University Year	10	10.00	120,946	122,435	92,400	165,308	60
ASSOC PROFESSOR University Year	8	7.50	78,650	73,387	66,361	96,654	44
ASST PROFESSOR University Year	4	4.00	58,561	58,333	56,750	60,830	41
Total Regular Instructional University Year	22	21.50	94,223	91,200	56,750	165,308	51
LEO - Lecturers							
LEO Intermittent Lecturer University Year	1	0.33	44,000	44,000	44,000	44,000	
LEO Lecturer I University Year	5	3.14	32,573	32,800	32,000	32,800	36
LEO Lecturer II University Year	2	2.00	47,116	47,116	40,925	53,307	48
LEO Lecturer III University Year	1	1.00	45,000	45,000	45,000	45,000	
LEO Lecturer IV University Year	3	3.00	56,153	54,350	49,788	64,321	52
Total LEO - Lecturers University Year	12	9.47	42,880	42,462	32,000	64,321	42
Graduate Student Instructor							
GRAD STU INSTR University Year	43	21.46	34,540	34,540	34,540	34,540	29
Total Graduate Student Instructor University Year	43	21.46	34,540	34,540	34,540	34,540	29

University of Michigan  
Averages and Ranges of Salaries  
Regular Instructional Faculty, Lecturers and Graduate Student Instructors  
Includes Full-Time and Part-Time Employees  
LSA Organizational Studies 2010/2011

IPEDS Codes: 52.1003

<u>Job Title</u>	<u>Number of Employees</u>	<u>Sum of FTE</u>	<u>Mean Salary</u>	<u>Median Salary</u>	<u>Minimum Salary</u>	<u>Maximum Salary</u>	<u>Ave Age</u>
Regular Instructional							
ASSOC PROFESSOR University Year	1	1.00	118,200	118,200	118,200	118,200	
ASST PROFESSOR University Year	3	3.00	75,855	76,024	69,712	81,828	39
Total Regular Instructional University Year	4	4.00	86,441	78,926	69,712	118,200	38
Graduate Student Instructor							
GRAD STU INSTR University Year	2	1.00	34,540	34,540	34,540	34,540	32
Total Graduate Student Instructor University Year	2	1.00	34,540	34,540	34,540	34,540	32

University of Michigan  
 Averages and Ranges of Salaries  
 Regular Instructional Faculty, Lecturers and Graduate Student Instructors  
 Includes Full-Time and Part-Time Employees  
 LSA UG: Hlth. Science Scholars 2010/2011

IPEDS Codes: 51.9999

<u>Job Title</u>	<u>Number of Employees</u>	<u>Sum of FTE</u>	<u>Mean Salary</u>	<u>Median Salary</u>	<u>Minimum Salary</u>	<u>Maximum Salary</u>	<u>Ave Age</u>
Graduate Student Instructor							
GRAD STU INSTR University Year	2	1.00	34,540	34,540	34,540	34,540	24
Total Graduate Student Instructor University Year	2	1.00	34,540	34,540	34,540	34,540	24

University of Michigan  
Averages and Ranges of Salaries  
Regular Instructional Faculty, Lecturers and Graduate Student Instructors  
Includes Full-Time and Part-Time Employees  
LSA Economics 2010/2011

IPEDS Codes: 45.0601

<u>Job Title</u>	<u>Number of Employees</u>	<u>Sum of FTE</u>	<u>Mean Salary</u>	<u>Median Salary</u>	<u>Minimum Salary</u>	<u>Maximum Salary</u>	<u>Ave Age</u>
Regular Instructional							
PROFESSOR							
University Year	16	16.00	204,043	193,310	117,740	283,000	54
Fiscal Year	3	3.00	215,711	224,360	177,252	245,520	63
ASSOC PROFESSOR							
University Year	5	4.50	150,493	155,522	126,500	176,000	41
ASST PROFESSOR							
University Year	18	17.00	113,528	110,750	110,000	132,500	34
Total Regular Instructional							
University Year	39	37.50	155,402	131,540	110,000	283,000	43
Fiscal Year	3	3.00	215,711	224,360	177,252	245,520	63
LEO - Lecturers							
LEO Lecturer I							
University Year	3	2.61	57,777	57,503	57,400	58,429	32
LEO Lecturer II							
University Year	1	1.00	59,187	59,187	59,187	59,187	
LEO Lecturer III							
University Year	1	1.00	67,958	67,958	67,958	67,958	
LEO Lecturer IV							
University Year	3	2.71	77,747	72,072	68,468	92,702	61
Total LEO - Lecturers							
University Year	8	7.32	66,715	63,572	57,400	92,702	46
Graduate Student Instructor							
GRAD STU INSTR							
University Year	58	30.35	34,540	34,540	34,540	34,540	27
Total Graduate Student Instructor							
University Year	58	30.35	34,540	34,540	34,540	34,540	27

University of Michigan  
Averages and Ranges of Salaries  
Regular Instructional Faculty, Lecturers and Graduate Student Instructors  
Includes Full-Time and Part-Time Employees  
LSA English Language & Lit. 2010/2011

IPEDS Codes: 23.0101 23.1302

<u>Job Title</u>	<u>Number of Employees</u>	<u>Sum of FTE</u>	<u>Mean Salary</u>	<u>Median Salary</u>	<u>Minimum Salary</u>	<u>Maximum Salary</u>	<u>Ave Age</u>
Regular Instructional							
PROFESSOR University Year	33	32.50	126,344	124,845	91,400	181,951	58
ASSOC PROFESSOR University Year	25	22.66	76,173	76,800	57,550	103,300	49
ASST PROFESSOR University Year	3	3.00	64,023	60,900	57,229	73,940	40
Total Regular Instructional University Year	61	58.16	102,717	99,913	57,229	181,951	54
LEO - Lecturers							
LEO Lecturer I University Year	24	23.67	35,603	32,000	32,000	70,350	31
LEO Lecturer II University Year	10	9.67	44,559	44,991	42,296	47,848	42
LEO Lecturer III University Year	2	2.00	47,452	47,452	47,150	47,753	38
LEO Lecturer IV University Year	4	3.00	59,977	58,740	55,437	66,991	63
Total LEO - Lecturers University Year	40	38.34	40,872	33,456	32,000	70,350	38
Graduate Student Instructor							
GRAD STU INSTR University Year	107	51.14	34,540	34,540	34,540	34,540	29
Total Graduate Student Instructor University Year	107	51.14	34,540	34,540	34,540	34,540	29

University of Michigan  
Averages and Ranges of Salaries  
Regular Instructional Faculty, Lecturers and Graduate Student Instructors  
Includes Full-Time and Part-Time Employees  
LSA Sweetland Writing Center 2010/2011

IPEDS Codes: 23.0401

<u>Job Title</u>	<u>Number of Employees</u>	<u>Sum of FTE</u>	<u>Mean Salary</u>	<u>Median Salary</u>	<u>Minimum Salary</u>	<u>Maximum Salary</u>	<u>Ave Age</u>
LEO - Lecturers							
LEO Lecturer I University Year	4	4.00	33,439	33,456	32,000	34,844	36
LEO Lecturer II University Year	8	8.00	43,859	44,991	39,708	44,991	41
LEO Lecturer III University Year	4	4.00	47,956	47,767	47,150	49,139	39
LEO Lecturer IV University Year	2	2.00	54,096	54,096	54,024	54,168	49
Total LEO - Lecturers University Year	18	18.00	43,591	44,991	32,000	54,168	40

University of Michigan  
Averages and Ranges of Salaries  
Regular Instructional Faculty, Lecturers and Graduate Student Instructors  
Includes Full-Time and Part-Time Employees  
LSA Asian Languages & Cultures 2010/2011

IPEDS Codes: 16.0300 16.0302 16.0301

<u>Job Title</u>	<u>Number of Employees</u>	<u>Sum of FTE</u>	<u>Mean Salary</u>	<u>Median Salary</u>	<u>Minimum Salary</u>	<u>Maximum Salary</u>	<u>Ave Age</u>
Regular Instructional							
PROFESSOR University Year	7	7.00	120,709	103,000	91,350	213,210	60
ASSOC PROFESSOR University Year	4	4.00	71,288	71,375	65,500	76,900	48
ASST PROFESSOR University Year	7	6.10	65,061	63,000	61,170	75,750	38
Total Regular Instructional University Year	18	17.10	88,085	75,250	61,170	213,210	48
LEO - Lecturers							
LEO Lecturer I University Year	15	13.83	32,950	32,800	32,000	33,545	34
Fiscal Year	1	1.00	29,352	29,352	29,352	29,352	
LEO Lecturer II University Year	7	7.00	40,656	41,488	37,223	46,983	43
LEO Lecturer III University Year	3	3.00	47,375	46,125	41,000	55,000	43
LEO Lecturer IV University Year	5	5.00	57,863	55,306	50,801	69,009	64
Total LEO - Lecturers University Year	30	28.83	40,343	35,384	32,000	69,009	42
Fiscal Year	1	1.00	29,352	29,352	29,352	29,352	
Graduate Student Instructor							
GRAD STU INSTR University Year	12	5.40	34,540	34,540	34,540	34,540	27
Total Graduate Student Instructor University Year	12	5.40	34,540	34,540	34,540	34,540	27



University of Michigan  
Averages and Ranges of Salaries  
Regular Instructional Faculty, Lecturers and Graduate Student Instructors  
Includes Full-Time and Part-Time Employees  
LSA Geological Sciences 2010/2011

IPEDS Codes: 40.0601

<u>Job Title</u>	<u>Number of Employees</u>	<u>Sum of FTE</u>	<u>Mean Salary</u>	<u>Median Salary</u>	<u>Minimum Salary</u>	<u>Maximum Salary</u>	<u>Ave Age</u>
Regular Instructional							
PROFESSOR University Year	16	15.87	130,692	121,110	80,965	198,900	58
ASSOC PROFESSOR University Year	7	7.00	85,889	85,428	80,180	97,500	42
ASST PROFESSOR University Year	8	8.00	74,714	75,000	72,650	75,712	37
Total Regular Instructional University Year	31	30.87	106,129	97,500	72,650	198,900	49
LEO - Lecturers							
LEO Lecturer I University Year	2	1.44	44,330	44,330	34,619	54,041	47
Total LEO - Lecturers University Year	2	1.44	44,330	44,330	34,619	54,041	47
Graduate Student Instructor							
GRAD STU INSTR University Year	22	11.14	34,540	34,540	34,540	34,540	25
Total Graduate Student Instructor University Year	22	11.14	34,540	34,540	34,540	34,540	25

University of Michigan  
Averages and Ranges of Salaries  
Regular Instructional Faculty, Lecturers and Graduate Student Instructors  
Includes Full-Time and Part-Time Employees  
LSA Germanic Languages & Lit. 2010/2011

IPEDS Codes: 16.0501 16.0502 05.0111

<u>Job Title</u>	<u>Number of Employees</u>	<u>Sum of FTE</u>	<u>Mean Salary</u>	<u>Median Salary</u>	<u>Minimum Salary</u>	<u>Maximum Salary</u>	<u>Ave Age</u>
Regular Instructional							
PROFESSOR University Year	1	1.00	138,644	138,644	138,644	138,644	
ASSOC PROFESSOR University Year	9	9.00	81,287	83,000	64,824	105,414	48
Total Regular Instructional University Year	10	10.00	87,023	84,130	64,824	138,644	50
LEO - Lecturers							
LEO Lecturer I University Year	6	4.74	33,682	33,545	32,000	36,000	39
LEO Lecturer II University Year	6	4.42	42,781	41,384	37,223	49,836	41
LEO Lecturer III University Year	1	1.00	41,000	41,000	41,000	41,000	
LEO Lecturer IV University Year	5	5.00	54,148	50,624	46,087	68,682	52
Total LEO - Lecturers University Year	18	15.16	42,806	41,140	32,000	68,682	43
Graduate Student Instructor							
GRAD STU INSTR University Year	10	5.14	34,540	34,540	34,540	34,540	30
Total Graduate Student Instructor University Year	10	5.14	34,540	34,540	34,540	34,540	30

University of Michigan  
Averages and Ranges of Salaries  
Regular Instructional Faculty, Lecturers and Graduate Student Instructors  
Includes Full-Time and Part-Time Employees  
LSA History      2010/2011

IPEDS Codes: 54.0101

<u>Job Title</u>	<u>Number of Employees</u>	<u>Sum of FTE</u>	<u>Mean Salary</u>	<u>Median Salary</u>	<u>Minimum Salary</u>	<u>Maximum Salary</u>	<u>Ave Age</u>
Regular Instructional							
PROFESSOR University Year	30	28.25	120,442	115,139	83,527	175,080	61
ASSOC PROFESSOR University Year	21	20.50	81,136	76,897	69,864	110,000	47
ASST PROFESSOR University Year	8	8.00	67,938	66,278	64,116	76,000	38
Total Regular Instructional University Year	59	56.75	99,332	90,000	64,116	175,080	53
LEO - Lecturers							
LEO Lecturer I University Year	4	1.66	40,703	34,346	32,000	62,121	52
LEO Lecturer IV University Year	3	3.00	78,733	79,294	47,182	109,722	63
Total LEO - Lecturers University Year	7	4.66	57,002	47,182	32,000	109,722	57
Graduate Student Instructor							
GRAD STU INSTR University Year	52	24.20	34,540	34,540	34,540	34,540	28
Total Graduate Student Instructor University Year	52	24.20	34,540	34,540	34,540	34,540	28

University of Michigan  
Averages and Ranges of Salaries  
Regular Instructional Faculty, Lecturers and Graduate Student Instructors  
Includes Full-Time and Part-Time Employees  
LSA Judaic Studies 2010/2011

IPEDS Codes: 38.0206

<u>Job Title</u>	<u>Number of Employees</u>	<u>Sum of FTE</u>	<u>Mean Salary</u>	<u>Median Salary</u>	<u>Minimum Salary</u>	<u>Maximum Salary</u>	<u>Ave Age</u>
LEO - Lecturers							
LEO Lecturer I University Year	1	0.68	67,500	67,500	67,500	67,500	
Total LEO - Lecturers University Year	1	0.68	67,500	67,500	67,500	67,500	
Graduate Student Instructor							
GRAD STU INSTR University Year	1	0.50	34,540	34,540	34,540	34,540	
Total Graduate Student Instructor University Year	1	0.50	34,540	34,540	34,540	34,540	

University of Michigan  
Averages and Ranges of Salaries  
Regular Instructional Faculty, Lecturers and Graduate Student Instructors  
Includes Full-Time and Part-Time Employees  
LSA History of Art 2010/2011

IPEDS Codes: 50.0703

<u>Job Title</u>	<u>Number of Employees</u>	<u>Sum of FTE</u>	<u>Mean Salary</u>	<u>Median Salary</u>	<u>Minimum Salary</u>	<u>Maximum Salary</u>	<u>Ave Age</u>
Regular Instructional							
PROFESSOR University Year	8	6.88	116,810	113,218	100,000	148,631	61
ASSOC PROFESSOR University Year	6	6.00	71,084	69,697	65,353	81,712	51
ASST PROFESSOR University Year	3	2.75	62,176	62,600	60,528	63,400	45
Total Regular Instructional University Year	17	15.63	91,030	81,712	60,528	148,631	55
LEO - Lecturers							
LEO Lecturer I University Year	1	0.33	32,812	32,812	32,812	32,812	
Total LEO - Lecturers University Year	1	0.33	32,812	32,812	32,812	32,812	
Graduate Student Instructor							
GRAD STU INSTR University Year	10	4.52	34,540	34,540	34,540	34,540	28
Total Graduate Student Instructor University Year	10	4.52	34,540	34,540	34,540	34,540	28

University of Michigan  
Averages and Ranges of Salaries  
Regular Instructional Faculty, Lecturers and Graduate Student Instructors  
Includes Full-Time and Part-Time Employees  
LSA Linguistics 2010/2011

IPEDS Codes: 16.0102

<u>Job Title</u>	<u>Number of Employees</u>	<u>Sum of FTE</u>	<u>Mean Salary</u>	<u>Median Salary</u>	<u>Minimum Salary</u>	<u>Maximum Salary</u>	<u>Ave Age</u>
Regular Instructional							
PROFESSOR University Year	5	5.00	109,272	106,840	95,366	121,730	59
ASSOC PROFESSOR University Year	4	4.00	86,935	85,314	74,435	102,675	45
ASST PROFESSOR University Year	3	3.00	66,967	66,450	65,000	69,450	41
Total Regular Instructional University Year	12	12.00	91,250	93,997	65,000	121,730	50
LEO - Lecturers							
LEO Lecturer I University Year	1	0.67	48,452	48,452	48,452	48,452	
LEO Lecturer IV University Year	1	1.00	50,688	50,688	50,688	50,688	
Total LEO - Lecturers University Year	2	1.67	49,570	49,570	48,452	50,688	50
Graduate Student Instructor							
GRAD STU INSTR University Year	9	3.84	34,540	34,540	34,540	34,540	29
Total Graduate Student Instructor University Year	9	3.84	34,540	34,540	34,540	34,540	29

University of Michigan  
Averages and Ranges of Salaries  
Regular Instructional Faculty, Lecturers and Graduate Student Instructors  
Includes Full-Time and Part-Time Employees  
LSA English Language Institute 2010/2011

IPEDS Codes: 13.1401

<u>Job Title</u>	<u>Number of Employees</u>	<u>Sum of FTE</u>	<u>Mean Salary</u>	<u>Median Salary</u>	<u>Minimum Salary</u>	<u>Maximum Salary</u>	<u>Ave Age</u>
LEO - Lecturers							
LEO Lecturer I University Year	1	0.60	35,912	35,912	35,912	35,912	
LEO Lecturer II University Year	5	3.65	42,710	43,404	39,248	46,030	54
LEO Lecturer IV University Year	8	8.00	52,393	50,356	43,760	69,520	57
Total LEO - Lecturers University Year	14	12.25	47,758	46,477	35,912	69,520	55
Graduate Student Instructor							
GRAD STU INSTR University Year	1	0.35	34,540	34,540	34,540	34,540	
Total Graduate Student Instructor University Year	1	0.35	34,540	34,540	34,540	34,540	

University of Michigan  
Averages and Ranges of Salaries  
Regular Instructional Faculty, Lecturers and Graduate Student Instructors  
Includes Full-Time and Part-Time Employees  
LSA Mathematics 2010/2011

IPEDS Codes: 27.0101

<u>Job Title</u>	<u>Number of Employees</u>	<u>Sum of FTE</u>	<u>Mean Salary</u>	<u>Median Salary</u>	<u>Minimum Salary</u>	<u>Maximum Salary</u>	<u>Ave Age</u>
Regular Instructional							
PROFESSOR University Year	49	47.00	133,321	128,030	81,784	187,225	55
ASSOC PROFESSOR University Year	11	10.50	99,946	98,230	88,401	118,072	36
ASST PROFESSOR University Year	54	47.01	56,497	53,059	52,275	90,498	32
Total Regular Instructional University Year	114	104.51	93,710	93,006	52,275	187,225	42
LEO - Lecturers							
LEO Lecturer I University Year	1	1.00	90,000	90,000	90,000	90,000	
LEO Lecturer III University Year	2	2.00	66,413	66,413	58,000	74,825	48
LEO Lecturer IV University Year	3	3.00	62,309	61,653	56,174	69,102	54
Total LEO - Lecturers University Year	6	6.00	68,292	65,377	56,174	90,000	54
Graduate Student Instructor							
GRAD STU INSTR University Year	98	48.46	34,540	34,540	34,540	34,540	25
Total Graduate Student Instructor University Year	98	48.46	34,540	34,540	34,540	34,540	25



University of Michigan  
Averages and Ranges of Salaries  
Regular Instructional Faculty, Lecturers and Graduate Student Instructors  
Includes Full-Time and Part-Time Employees  
LSA Near Eastern Studies 2010/2011

IPEDS Codes: 16.1103 16.1102 16.1599

<u>Job Title</u>	<u>Number of Employees</u>	<u>Sum of FTE</u>	<u>Mean Salary</u>	<u>Median Salary</u>	<u>Minimum Salary</u>	<u>Maximum Salary</u>	<u>Ave Age</u>
Regular Instructional							
PROFESSOR University Year	10	10.00	105,792	102,426	52,633	154,630	63
ASSOC PROFESSOR University Year	10	10.00	75,885	75,020	61,824	95,000	49
ASST PROFESSOR University Year	2	2.00	60,253	60,253	59,000	61,505	36
Total Regular Instructional University Year	22	22.00	88,058	83,127	52,633	154,630	54
LEO - Lecturers							
LEO Lecturer I University Year	2	2.00	34,485	34,485	33,456	35,514	66
LEO Lecturer II University Year	3	3.00	42,386	43,460	38,641	45,056	52
LEO Lecturer IV University Year	5	5.00	46,878	45,556	43,226	54,101	53
Total LEO - Lecturers University Year	10	10.00	43,052	44,061	33,456	54,101	55
Graduate Student Instructor							
GRAD STU INSTR University Year	20	9.54	34,540	34,540	34,540	34,540	30
Total Graduate Student Instructor University Year	20	9.54	34,540	34,540	34,540	34,540	30

University of Michigan  
Averages and Ranges of Salaries  
Regular Instructional Faculty, Lecturers and Graduate Student Instructors  
Includes Full-Time and Part-Time Employees  
LSA Philosophy 2010/2011

IPEDS Codes: 38.0101

<u>Job Title</u>	<u>Number of Employees</u>	<u>Sum of FTE</u>	<u>Mean Salary</u>	<u>Median Salary</u>	<u>Minimum Salary</u>	<u>Maximum Salary</u>	<u>Ave Age</u>
Regular Instructional							
PROFESSOR University Year	13	12.75	148,108	148,750	110,000	224,000	57
ASSOC PROFESSOR University Year	3	3.00	88,250	94,000	70,000	100,750	49
ASST PROFESSOR University Year	5	5.00	81,808	83,440	75,000	85,800	31
Total Regular Instructional University Year	21	20.75	123,771	125,100	70,000	224,000	50
LEO - Lecturers							
LEO Lecturer II University Year	2	2.00	44,703	44,703	43,849	45,557	50
Total LEO - Lecturers University Year	2	2.00	44,703	44,703	43,849	45,557	50
Graduate Student Instructor							
GRAD STU INSTR University Year	19	8.99	34,540	34,540	34,540	34,540	28
Total Graduate Student Instructor University Year	19	8.99	34,540	34,540	34,540	34,540	28

University of Michigan  
Averages and Ranges of Salaries  
Regular Instructional Faculty, Lecturers and Graduate Student Instructors  
Includes Full-Time and Part-Time Employees  
LSA Physics 2010/2011

IPEDS Codes: 40.0801

<u>Job Title</u>	<u>Number of Employees</u>	<u>Sum of FTE</u>	<u>Mean Salary</u>	<u>Median Salary</u>	<u>Minimum Salary</u>	<u>Maximum Salary</u>	<u>Ave Age</u>
Regular Instructional							
PROFESSOR University Year	30	30.00	127,471	126,260	100,280	217,267	57
ASSOC PROFESSOR University Year	6	6.00	92,173	91,400	82,670	107,850	42
ASST PROFESSOR University Year	12	12.00	80,877	80,990	75,000	85,600	35
Total Regular Instructional University Year	48	48.00	111,410	109,575	75,000	217,267	50
LEO - Lecturers							
LEO Lecturer I University Year	3	3.00	50,184	50,184	50,184	50,184	40
LEO Lecturer II University Year	3	3.00	59,233	59,487	57,864	60,348	43
Total LEO - Lecturers University Year	6	6.00	54,709	54,024	50,184	60,348	42
Graduate Student Instructor							
GRAD STU INSTR University Year	49	20.10	34,540	34,540	34,540	34,540	25
Total Graduate Student Instructor University Year	49	20.10	34,540	34,540	34,540	34,540	25

University of Michigan  
Averages and Ranges of Salaries  
Regular Instructional Faculty, Lecturers and Graduate Student Instructors  
Includes Full-Time and Part-Time Employees  
LSA Political Science 2010/2011

IPEDS Codes: 45.1001

<u>Job Title</u>	<u>Number of Employees</u>	<u>Sum of FTE</u>	<u>Mean Salary</u>	<u>Median Salary</u>	<u>Minimum Salary</u>	<u>Maximum Salary</u>	<u>Ave Age</u>
Regular Instructional							
PROFESSOR University Year	23	23.00	175,116	166,187	95,859	285,500	55
ASSOC PROFESSOR University Year	8	8.00	102,466	102,850	80,548	118,444	43
ASST PROFESSOR University Year	8	8.00	80,526	79,015	74,052	89,192	33
Total Regular Instructional University Year	39	39.00	140,810	136,807	74,052	285,500	48
LEO - Lecturers							
LEO Lecturer I University Year	2	0.68	45,731	45,731	33,214	58,248	53
LEO Lecturer II University Year	2	1.25	52,687	52,687	49,495	55,880	48
Total LEO - Lecturers University Year	4	1.93	49,209	52,687	33,214	58,248	50
Graduate Student Instructor							
GRAD STU INSTR University Year	50	24.89	34,540	34,540	34,540	34,540	28
Total Graduate Student Instructor University Year	50	24.89	34,540	34,540	34,540	34,540	28

University of Michigan  
Averages and Ranges of Salaries  
Regular Instructional Faculty, Lecturers and Graduate Student Instructors  
Includes Full-Time and Part-Time Employees  
LSA Political Science: MIW 2010/2011

IPEDS Codes: 45.1001

<u>Job Title</u>	<u>Number of Employees</u>	<u>Sum of FTE</u>	<u>Mean Salary</u>	<u>Median Salary</u>	<u>Minimum Salary</u>	<u>Maximum Salary</u>	<u>Ave Age</u>
LEO - Lecturers							
LEO Intermittent Lecturer University Year	1	0.33	66,209	66,209	66,209	66,209	
Total LEO - Lecturers University Year	1	0.33	66,209	66,209	66,209	66,209	
Graduate Student Instructor							
GRAD STU INSTR University Year	1	0.50	34,540	34,540	34,540	34,540	
Total Graduate Student Instructor University Year	1	0.50	34,540	34,540	34,540	34,540	

University of Michigan  
Averages and Ranges of Salaries  
Regular Instructional Faculty, Lecturers and Graduate Student Instructors  
Includes Full-Time and Part-Time Employees  
LSA Psychology 2010/2011

IPEDS Codes: 42.0101

<u>Job Title</u>	<u>Number of Employees</u>	<u>Sum of FTE</u>	<u>Mean Salary</u>	<u>Median Salary</u>	<u>Minimum Salary</u>	<u>Maximum Salary</u>	<u>Ave Age</u>
Regular Instructional							
PROFESSOR							
University Year	41	40.68	139,212	135,914	60,477	200,184	58
Fiscal Year	2	2.00	249,785	249,785	243,655	255,915	63
ASSOC PROFESSOR							
University Year	14	13.50	89,316	86,606	75,747	110,000	43
ASST PROFESSOR							
University Year	13	13.00	71,649	70,046	68,500	80,960	37
Total Regular Instructional							
University Year	68	67.18	116,023	104,386	60,477	200,184	51
Fiscal Year	2	2.00	249,785	249,785	243,655	255,915	63
LEO - Lecturers							
LEO Lecturer I							
University Year	2	0.66	32,808	32,808	32,200	33,415	42
LEO Lecturer II							
University Year	6	3.82	60,017	60,508	52,398	66,067	54
LEO Lecturer III							
University Year	2	2.00	57,818	57,818	56,224	59,413	45
LEO Lecturer IV							
University Year	1	1.00	54,324	54,324	54,324	54,324	
Total LEO - Lecturers							
University Year	11	7.48	54,152	56,224	32,200	66,067	50
LEO - Adjunct Faculty							
LEO Adjunct Assoc Professor							
University Year	1	1.00	83,006	83,006	83,006	83,006	
Total LEO - Adjunct Faculty							
University Year	1	1.00	83,006	83,006	83,006	83,006	

University of Michigan  
 Averages and Ranges of Salaries  
 Regular Instructional Faculty, Lecturers and Graduate Student Instructors  
 Includes Full-Time and Part-Time Employees  
 LSA Psychology 2010/2011

IPEDS Codes: 42.0101

<u>Job Title</u>	<u>Number of Employees</u>	<u>Sum of FTE</u>	<u>Mean Salary</u>	<u>Median Salary</u>	<u>Minimum Salary</u>	<u>Maximum Salary</u>	<u>Ave Age</u>
Graduate Student Instructor							
GRAD STU INSTR University Year	91	46.25	34,540	34,540	34,540	34,540	27
Total Graduate Student Instructor University Year	91	46.25	34,540	34,540	34,540	34,540	27

University of Michigan  
Averages and Ranges of Salaries  
Regular Instructional Faculty, Lecturers and Graduate Student Instructors  
Includes Full-Time and Part-Time Employees  
LSA UG: Residential College 2010/2011

IPEDS Codes: 24.0199

<u>Job Title</u>	<u>Number of Employees</u>	<u>Sum of FTE</u>	<u>Mean Salary</u>	<u>Median Salary</u>	<u>Minimum Salary</u>	<u>Maximum Salary</u>	<u>Ave Age</u>
Regular Instructional							
PROFESSOR University Year	2	1.60	103,016	103,016	100,933	105,100	73
ASSOC PROFESSOR University Year	2	1.88	81,661	81,661	80,617	82,705	64
Total Regular Instructional University Year	4	3.48	92,339	91,819	80,617	105,100	68
LEO - Lecturers							
LEO Intermittent Lecturer University Year	1	0.33	34,170	34,170	34,170	34,170	
LEO Lecturer I University Year	5	2.50	35,207	33,592	32,000	42,443	41
LEO Lecturer II University Year	3	2.67	38,908	37,223	37,223	42,278	43
LEO Lecturer III University Year	1	1.00	42,380	42,380	42,380	42,380	
LEO Lecturer IV University Year	22	20.64	57,891	57,199	43,760	69,273	57
Total LEO - Lecturers University Year	32	27.14	51,341	53,220	32,000	69,273	52
Graduate Student Instructor							
GRAD STU INSTR University Year	2	1.00	34,540	34,540	34,540	34,540	36
Total Graduate Student Instructor University Year	2	1.00	34,540	34,540	34,540	34,540	36



University of Michigan  
Averages and Ranges of Salaries  
Regular Instructional Faculty, Lecturers and Graduate Student Instructors  
Includes Full-Time and Part-Time Employees  
LSA Romance Languages & Lit. 2010/2011

IPEDS Codes: 16.0900 16.0905 16.0901

<u>Job Title</u>	<u>Number of Employees</u>	<u>Sum of FTE</u>	<u>Mean Salary</u>	<u>Median Salary</u>	<u>Minimum Salary</u>	<u>Maximum Salary</u>	<u>Ave Age</u>
Regular Instructional							
PROFESSOR University Year	7	6.61	98,361	91,350	90,000	122,400	51
ASSOC PROFESSOR University Year	12	12.00	75,926	73,918	63,672	90,000	51
ASST PROFESSOR University Year	4	4.00	64,814	64,142	64,000	66,971	37
Total Regular Instructional University Year	23	22.61	80,821	79,023	63,672	122,400	49
LEO - Lecturers							
LEO Lecturer I University Year	31	28.76	35,407	32,800	32,000	71,352	40
LEO Lecturer II University Year	17	17.00	40,656	41,488	37,916	45,199	44
LEO Lecturer III University Year	2	2.00	38,169	38,169	34,850	41,488	40
LEO Lecturer IV University Year	16	16.00	49,799	47,286	40,691	64,274	50
Total LEO - Lecturers University Year	66	63.76	40,332	37,916	32,000	71,352	44
Graduate Student Instructor							
GRAD STU INSTR University Year	32	16.00	34,540	34,540	34,540	34,540	30
Total Graduate Student Instructor University Year	32	16.00	34,540	34,540	34,540	34,540	30

University of Michigan  
Averages and Ranges of Salaries  
Regular Instructional Faculty, Lecturers and Graduate Student Instructors  
Includes Full-Time and Part-Time Employees  
LSA Slavic Languages & Lit. 2010/2011

IPEDS Codes: 16.0402 16.0400

<u>Job Title</u>	<u>Number of Employees</u>	<u>Sum of FTE</u>	<u>Mean Salary</u>	<u>Median Salary</u>	<u>Minimum Salary</u>	<u>Maximum Salary</u>	<u>Ave Age</u>
Regular Instructional							
PROFESSOR University Year	2	1.23	97,999	97,999	97,575	98,422	69
ASSOC PROFESSOR University Year	3	3.00	71,251	70,000	69,484	74,269	53
ASST PROFESSOR University Year	3	2.50	60,117	59,200	58,150	63,000	37
Total Regular Instructional University Year	8	6.73	73,763	69,742	58,150	98,422	51
LEO - Lecturers							
LEO Lecturer II University Year	2	2.00	39,683	39,683	37,916	41,450	50
LEO Lecturer III University Year	1	1.00	46,633	46,633	46,633	46,633	
LEO Lecturer IV University Year	2	2.00	50,154	50,154	49,939	50,369	45
Total LEO - Lecturers University Year	5	5.00	45,261	46,633	37,916	50,369	47
Graduate Student Instructor							
GRAD STU INSTR University Year	8	3.84	34,540	34,540	34,540	34,540	28
Total Graduate Student Instructor University Year	8	3.84	34,540	34,540	34,540	34,540	28

University of Michigan  
Averages and Ranges of Salaries  
Regular Instructional Faculty, Lecturers and Graduate Student Instructors  
Includes Full-Time and Part-Time Employees  
LSA Sociology 2010/2011

IPEDS Codes: 45.1101

<u>Job Title</u>	<u>Number of Employees</u>	<u>Sum of FTE</u>	<u>Mean Salary</u>	<u>Median Salary</u>	<u>Minimum Salary</u>	<u>Maximum Salary</u>	<u>Ave Age</u>
Regular Instructional							
PROFESSOR							
University Year	9	9.00	127,867	139,000	91,879	155,075	57
Fiscal Year	2	2.00	270,981	270,981	215,051	326,910	45
ASSOC PROFESSOR							
University Year	8	7.75	95,391	92,532	87,817	112,000	45
ASST PROFESSOR							
University Year	5	5.00	81,500	83,300	77,000	85,200	37
Total Regular Instructional							
University Year	22	21.75	105,520	96,000	77,000	155,075	48
Fiscal Year	2	2.00	270,981	270,981	215,051	326,910	45
LEO - Lecturers							
LEO Lecturer I							
University Year	1	0.33	57,027	57,027	57,027	57,027	
LEO Lecturer II							
University Year	2	2.00	60,733	60,733	60,685	60,782	61
LEO Lecturer IV							
University Year	2	2.00	66,090	66,090	66,043	66,138	52
Total LEO - Lecturers							
University Year	5	4.33	62,135	60,782	57,027	66,138	54
Graduate Student Instructor							
GRAD STU INSTR							
University Year	33	16.04	34,540	34,540	34,540	34,540	29
Total Graduate Student Instructor							
University Year	33	16.04	34,540	34,540	34,540	34,540	29

University of Michigan  
Averages and Ranges of Salaries  
Regular Instructional Faculty, Lecturers and Graduate Student Instructors  
Includes Full-Time and Part-Time Employees  
LSA Communication Studies 2010/2011

IPEDS Codes: 09.0101 09.0102

<u>Job Title</u>	<u>Number of Employees</u>	<u>Sum of FTE</u>	<u>Mean Salary</u>	<u>Median Salary</u>	<u>Minimum Salary</u>	<u>Maximum Salary</u>	<u>Ave Age</u>
Regular Instructional							
PROFESSOR							
University Year	4	4.00	144,914	139,353	129,600	171,350	65
Fiscal Year	1	1.00	214,507	214,507	214,507	214,507	
ASSOC PROFESSOR							
University Year	5	5.00	95,952	77,380	76,580	155,450	42
ASST PROFESSOR							
University Year	6	6.00	67,523	67,580	64,965	70,015	35
Total Regular Instructional							
University Year	15	15.00	97,637	77,065	64,965	171,350	45
Fiscal Year	1	1.00	214,507	214,507	214,507	214,507	
LEO - Lecturers							
LEO Lecturer I							
University Year	3	3.00	64,667	65,000	52,000	77,000	44
LEO Lecturer II							
University Year	1	1.00	60,306	60,306	60,306	60,306	
LEO Lecturer IV							
University Year	1	1.00	88,720	88,720	88,720	88,720	
Total LEO - Lecturers							
University Year	5	5.00	68,605	65,000	52,000	88,720	49
Graduate Student Instructor							
GRAD STU INSTR							
University Year	25	12.74	34,540	34,540	34,540	34,540	28
Total Graduate Student Instructor							
University Year	25	12.74	34,540	34,540	34,540	34,540	28

University of Michigan  
Averages and Ranges of Salaries  
Regular Instructional Faculty, Lecturers and Graduate Student Instructors  
Includes Full-Time and Part-Time Employees  
LSA Statistics      2010/2011

IPEDS Codes: 27.0501

<u>Job Title</u>	<u>Number of Employees</u>	<u>Sum of FTE</u>	<u>Mean Salary</u>	<u>Median Salary</u>	<u>Minimum Salary</u>	<u>Maximum Salary</u>	<u>Ave Age</u>
Regular Instructional							
PROFESSOR University Year	7	7.00	149,749	155,900	99,510	219,300	54
ASSOC PROFESSOR University Year	6	5.50	89,420	87,885	81,900	98,200	37
ASST PROFESSOR University Year	4	4.00	81,100	80,025	76,850	87,500	35
Total Regular Instructional University Year	17	16.50	112,304	94,800	76,850	219,300	44
LEO - Lecturers							
LEO Intermittent Lecturer University Year	1	0.50	40,836	40,836	40,836	40,836	
LEO Lecturer I University Year	2	2.00	64,575	64,575	55,350	73,800	45
LEO Lecturer II University Year	1	1.00	63,841	63,841	63,841	63,841	
LEO Lecturer IV University Year	1	1.00	89,619	89,619	89,619	89,619	
Total LEO - Lecturers University Year	5	4.50	64,689	63,841	40,836	89,619	53
Graduate Student Instructor							
GRAD STU INSTR University Year	44	21.02	34,540	34,540	34,540	34,540	26
Total Graduate Student Instructor University Year	44	21.02	34,540	34,540	34,540	34,540	26

University of Michigan  
Averages and Ranges of Salaries  
Regular Instructional Faculty, Lecturers and Graduate Student Instructors  
Includes Full-Time and Part-Time Employees  
LSA Women's Studies      2010/2011

IPEDS Codes: 05.0207

<u>Job Title</u>	<u>Number of Employees</u>	<u>Sum of FTE</u>	<u>Mean Salary</u>	<u>Median Salary</u>	<u>Minimum Salary</u>	<u>Maximum Salary</u>	<u>Ave Age</u>
Regular Instructional							
PROFESSOR University Year	2	2.00	132,044	132,044	102,088	162,000	45
ASSOC PROFESSOR University Year	7	7.00	77,944	73,904	68,830	108,491	47
ASST PROFESSOR University Year	2	2.00	63,334	63,334	61,668	65,000	39
Total Regular Instructional University Year	11	11.00	85,124	73,904	61,668	162,000	45
LEO - Lecturers							
LEO Lecturer I University Year	1	0.33	32,028	32,028	32,028	32,028	
LEO Lecturer II University Year	1	0.33	54,983	54,983	54,983	54,983	
LEO Lecturer IV University Year	3	2.35	80,681	72,032	67,654	102,356	64
Total LEO - Lecturers University Year	5	3.01	65,811	67,654	32,028	102,356	51
Graduate Student Instructor							
GRAD STU INSTR University Year	15	7.78	34,540	34,540	34,540	34,540	28
Total Graduate Student Instructor University Year	15	7.78	34,540	34,540	34,540	34,540	28

University of Michigan  
Averages and Ranges of Salaries  
Regular Instructional Faculty, Lecturers and Graduate Student Instructors  
Includes Full-Time and Part-Time Employees  
LSA Biology - Undergraduate 2010/2011

IPEDS Codes: 26.0101

<u>Job Title</u>	<u>Number of Employees</u>	<u>Sum of FTE</u>	<u>Mean Salary</u>	<u>Median Salary</u>	<u>Minimum Salary</u>	<u>Maximum Salary</u>	<u>Ave Age</u>
Graduate Student Instructor							
GRAD STU INSTR University Year	78	39.35	34,540	34,540	34,540	34,540	26
Total Graduate Student Instructor University Year	78	39.35	34,540	34,540	34,540	34,540	26

University of Michigan  
Averages and Ranges of Salaries  
Regular Instructional Faculty, Lecturers and Graduate Student Instructors  
Includes Full-Time and Part-Time Employees  
LSA Molec./Cell./Develop. Bio 2010/2011

IPEDS Codes: 26.0406 26.0204

<u>Job Title</u>	<u>Number of Employees</u>	<u>Sum of FTE</u>	<u>Mean Salary</u>	<u>Median Salary</u>	<u>Minimum Salary</u>	<u>Maximum Salary</u>	<u>Ave Age</u>
Regular Instructional							
PROFESSOR University Year	11	10.50	122,094	119,995	100,317	151,430	53
ASSOC PROFESSOR University Year	7	7.00	88,763	88,081	84,050	94,458	46
ASST PROFESSOR University Year	11	11.00	77,754	77,452	76,912	80,237	39
Total Regular Instructional University Year	29	28.50	97,230	88,081	76,912	151,430	46
LEO - Lecturers							
LEO Lecturer I University Year	1	1.00	37,873	37,873	37,873	37,873	
LEO Lecturer II University Year	1	1.00	48,729	48,729	48,729	48,729	
LEO Lecturer IV University Year	4	4.00	67,260	64,171	62,555	78,144	55
Total LEO - Lecturers University Year	6	6.00	59,274	62,873	37,873	78,144	51
Graduate Student Instructor							
GRAD STU INSTR University Year	17	8.50	34,540	34,540	34,540	34,540	27
Total Graduate Student Instructor University Year	17	8.50	34,540	34,540	34,540	34,540	27



University of Michigan  
Averages and Ranges of Salaries  
Regular Instructional Faculty, Lecturers and Graduate Student Instructors  
Includes Full-Time and Part-Time Employees  
LSA Ecology & Evolutionary Bio      2010/2011

IPEDS Codes: 26.1301 26.1303

<u>Job Title</u>	<u>Number of Employees</u>	<u>Sum of FTE</u>	<u>Mean Salary</u>	<u>Median Salary</u>	<u>Minimum Salary</u>	<u>Maximum Salary</u>	<u>Ave Age</u>
Regular Instructional							
PROFESSOR University Year	18	18.00	112,520	113,551	78,760	140,970	58
ASSOC PROFESSOR University Year	4	4.00	84,075	84,064	77,145	91,026	46
ASST PROFESSOR University Year	7	6.50	74,496	75,555	70,826	76,900	41
Total Regular Instructional University Year	29	28.50	99,419	93,400	70,826	140,970	52
LEO - Lecturers							
LEO Lecturer III University Year	2	2.00	43,973	43,973	41,820	46,125	36
LEO Lecturer IV University Year	1	1.00	58,530	58,530	58,530	58,530	
Total LEO - Lecturers University Year	3	3.00	48,825	46,125	41,820	58,530	39
Graduate Student Instructor							
GRAD STU INSTR University Year	4	2.10	34,540	34,540	34,540	34,540	28
Total Graduate Student Instructor University Year	4	2.10	34,540	34,540	34,540	34,540	28

University of Michigan  
Averages and Ranges of Salaries  
Regular Instructional Faculty, Lecturers and Graduate Student Instructors  
Includes Full-Time and Part-Time Employees  
LSA CAAS 2010/2011

IPEDS Codes: 05.0201 05.0101

<u>Job Title</u>	<u>Number of Employees</u>	<u>Sum of FTE</u>	<u>Mean Salary</u>	<u>Median Salary</u>	<u>Minimum Salary</u>	<u>Maximum Salary</u>	<u>Ave Age</u>
Regular Instructional							
PROFESSOR University Year	4	4.00	111,345	108,670	93,667	134,372	51
ASSOC PROFESSOR University Year	1	1.00	88,660	88,660	88,660	88,660	
ASST PROFESSOR University Year	4	4.00	63,322	64,561	58,166	66,000	40
Total Regular Instructional University Year	9	9.00	87,481	88,660	58,166	134,372	46
LEO - Lecturers							
LEO Lecturer I University Year	1	0.33	32,080	32,080	32,080	32,080	
LEO Lecturer II University Year	2	0.84	53,196	53,196	42,365	64,027	70
LEO Lecturer III University Year	2	2.00	56,375	56,375	46,125	66,625	58
Total LEO - Lecturers University Year	5	3.17	50,244	46,125	32,080	66,625	58
Graduate Student Instructor							
GRAD STU INSTR University Year	2	1.00	34,540	34,540	34,540	34,540	26
Total Graduate Student Instructor University Year	2	1.00	34,540	34,540	34,540	34,540	26

University of Michigan  
Averages and Ranges of Salaries  
Regular Instructional Faculty, Lecturers and Graduate Student Instructors  
Includes Full-Time and Part-Time Employees  
LSA UG: Comprehensive Studies 2010/2011

IPEDS Codes: 24.0199

<u>Job Title</u>	<u>Number of Employees</u>	<u>Sum of FTE</u>	<u>Mean Salary</u>	<u>Median Salary</u>	<u>Minimum Salary</u>	<u>Maximum Salary</u>	<u>Ave Age</u>
LEO - Lecturers							
LEO Intermittent Lecturer University Year	1	1.00	33,879	33,879	33,879	33,879	
LEO Lecturer I University Year	5	4.50	34,661	33,545	32,000	38,434	46
LEO Lecturer II University Year	5	5.00	46,772	45,249	36,277	60,306	52
LEO Lecturer IV University Year	3	3.00	53,848	49,875	49,421	62,247	43
Total LEO - Lecturers University Year	14	13.50	43,042	41,466	32,000	62,247	47

University of Michigan  
Averages and Ranges of Salaries  
Regular Instructional Faculty, Lecturers and Graduate Student Instructors  
Includes Full-Time and Part-Time Employees  
UG: InterGroup Relations 2010/2011

IPEDS Codes: 24.0199

<u>Job Title</u>	<u>Number of Employees</u>	<u>Sum of FTE</u>	<u>Mean Salary</u>	<u>Median Salary</u>	<u>Minimum Salary</u>	<u>Maximum Salary</u>	<u>Ave Age</u>
Graduate Student Instructor							
GRAD STU INSTR University Year	3	1.50	34,540	34,540	34,540	34,540	30
Total Graduate Student Instructor University Year	3	1.50	34,540	34,540	34,540	34,540	30

University of Michigan  
Averages and Ranges of Salaries  
Regular Instructional Faculty, Lecturers and Graduate Student Instructors  
Includes Full-Time and Part-Time Employees  
LSA Comparative Literature 2010/2011

IPEDS Codes: 16.0104

<u>Job Title</u>	<u>Number of Employees</u>	<u>Sum of FTE</u>	<u>Mean Salary</u>	<u>Median Salary</u>	<u>Minimum Salary</u>	<u>Maximum Salary</u>	<u>Ave Age</u>
Regular Instructional							
PROFESSOR University Year	2	1.50	92,303	92,303	77,206	107,400	60
ASSOC PROFESSOR University Year	2	2.00	74,786	74,786	70,180	79,392	46
Total Regular Instructional University Year	4	3.50	83,545	78,299	70,180	107,400	53
Graduate Student Instructor							
GRAD STU INSTR University Year	6	3.00	34,540	34,540	34,540	34,540	27
Total Graduate Student Instructor University Year	6	3.00	34,540	34,540	34,540	34,540	27

University of Michigan  
Averages and Ranges of Salaries  
Regular Instructional Faculty, Lecturers and Graduate Student Instructors  
Includes Full-Time and Part-Time Employees  
LSA Screen Arts & Cultures 2010/2011

IPEDS Codes: 50.0601

<u>Job Title</u>	<u>Number of Employees</u>	<u>Sum of FTE</u>	<u>Mean Salary</u>	<u>Median Salary</u>	<u>Minimum Salary</u>	<u>Maximum Salary</u>	<u>Ave Age</u>
Regular Instructional							
PROFESSOR University Year	2	2.00	118,551	118,551	110,000	127,101	59
ASSOC PROFESSOR University Year	1	1.00	81,200	81,200	81,200	81,200	
ASST PROFESSOR University Year	2	2.00	62,984	62,984	62,000	63,968	36
INSTRUCTOR University Year	1	1.00	53,896	53,896	53,896	53,896	
Total Regular Instructional University Year	6	6.00	83,028	72,584	53,896	127,101	44
LEO - Lecturers							
LEO Lecturer I University Year	1	0.25	46,248	46,248	46,248	46,248	
LEO Lecturer II University Year	5	2.04	51,618	54,149	41,872	56,709	42
LEO Lecturer III University Year	1	1.00	51,250	51,250	51,250	51,250	
LEO Lecturer IV University Year	5	4.67	69,406	69,161	63,957	75,086	54
Total LEO - Lecturers University Year	12	7.96	58,551	55,731	41,872	75,086	46
Graduate Student Instructor							
GRAD STU INSTR University Year	8	4.00	34,540	34,540	34,540	34,540	34
Total Graduate Student Instructor University Year	8	4.00	34,540	34,540	34,540	34,540	34

University of Michigan  
Averages and Ranges of Salaries  
Regular Instructional Faculty, Lecturers and Graduate Student Instructors  
Includes Full-Time and Part-Time Employees  
LSA American Culture 2010/2011

IPEDS Codes: 05.0102

<u>Job Title</u>	<u>Number of Employees</u>	<u>Sum of FTE</u>	<u>Mean Salary</u>	<u>Median Salary</u>	<u>Minimum Salary</u>	<u>Maximum Salary</u>	<u>Ave Age</u>
Regular Instructional							
PROFESSOR University Year	3	3.00	106,856	114,338	90,300	115,930	53
ASSOC PROFESSOR University Year	9	9.00	74,318	74,835	67,374	82,798	43
ASST PROFESSOR University Year	8	7.50	64,591	65,053	59,138	71,066	41
Total Regular Instructional University Year	20	19.50	75,308	69,294	59,138	115,930	44
LEO - Lecturers							
LEO Intermittent Lecturer University Year	2	1.00	45,921	45,921	44,176	47,667	51
LEO Lecturer I University Year	2	1.67	34,368	34,368	33,545	35,192	51
LEO Lecturer II University Year	2	1.50	59,847	59,847	52,255	67,439	63
LEO Lecturer III University Year	1	1.00	43,563	43,563	43,563	43,563	
LEO Lecturer IV University Year	1	1.00	65,838	65,838	65,838	65,838	
Total LEO - Lecturers University Year	8	6.17	48,709	45,921	33,545	67,439	55
Graduate Student Instructor							
GRAD STU INSTR University Year	12	5.53	34,540	34,540	34,540	34,540	29
Total Graduate Student Instructor University Year	12	5.53	34,540	34,540	34,540	34,540	29

University of Michigan  
 Averages and Ranges of Salaries  
 Regular Instructional Faculty, Lecturers and Graduate Student Instructors  
 Includes Full-Time and Part-Time Employees  
 LSA II:Russ, EE, & Eurasian St 2010/2011

IPEDS Codes: 05.0110

<u>Job Title</u>	<u>Number of Employees</u>	<u>Sum of FTE</u>	<u>Mean Salary</u>	<u>Median Salary</u>	<u>Minimum Salary</u>	<u>Maximum Salary</u>	<u>Ave Age</u>
Graduate Student Instructor							
GRAD STU INSTR University Year	2	1.10	34,540	34,540	34,540	34,540	29
Total Graduate Student Instructor University Year	2	1.10	34,540	34,540	34,540	34,540	29



University of Michigan  
Averages and Ranges of Salaries  
Regular Instructional Faculty, Lecturers and Graduate Student Instructors  
Includes Full-Time and Part-Time Employees  
CoE Undergraduate Education 2010/2011

IPEDS Codes: 14.0101

<u>Job Title</u>	<u>Number of Employees</u>	<u>Sum of FTE</u>	<u>Mean Salary</u>	<u>Median Salary</u>	<u>Minimum Salary</u>	<u>Maximum Salary</u>	<u>Ave Age</u>
LEO - Lecturers							
LEO Lecturer I University Year	4	3.70	56,862	45,500	45,448	91,000	45
LEO Lecturer III University Year	3	3.00	47,865	48,153	47,287	48,153	46
LEO Lecturer IV University Year	8	7.60	55,974	55,292	50,517	67,392	50
Total LEO - Lecturers University Year	15	14.30	54,589	51,403	45,448	91,000	48
Graduate Student Instructor							
GRAD STU INSTR University Year	13	6.50	34,540	34,540	34,540	34,540	25
Total Graduate Student Instructor University Year	13	6.50	34,540	34,540	34,540	34,540	25

University of Michigan  
Averages and Ranges of Salaries  
Regular Instructional Faculty, Lecturers and Graduate Student Instructors  
Includes Full-Time and Part-Time Employees  
CoE Interdisc Prof Program 2010/2011

IPEDS Codes: 14.9999

<u>Job Title</u>	<u>Number of Employees</u>	<u>Sum of FTE</u>	<u>Mean Salary</u>	<u>Median Salary</u>	<u>Minimum Salary</u>	<u>Maximum Salary</u>	<u>Ave Age</u>
LEO - Lecturers							
LEO Intermittent Lecturer University Year	1	0.65	65,600	65,600	65,600	65,600	
Total LEO - Lecturers University Year	1	0.65	65,600	65,600	65,600	65,600	
Graduate Student Instructor							
GRAD STU INSTR University Year	8	3.15	34,540	34,540	34,540	34,540	30
Total Graduate Student Instructor University Year	8	3.15	34,540	34,540	34,540	34,540	30

University of Michigan  
Averages and Ranges of Salaries  
Regular Instructional Faculty, Lecturers and Graduate Student Instructors  
Includes Full-Time and Part-Time Employees  
Financial Engineering Program 2010/2011

IPEDS Codes: 14.9999

<u>Job Title</u>	<u>Number of Employees</u>	<u>Sum of FTE</u>	<u>Mean Salary</u>	<u>Median Salary</u>	<u>Minimum Salary</u>	<u>Maximum Salary</u>	<u>Ave Age</u>
LEO - Lecturers							
LEO Intermittent Lecturer University Year	1	0.30	153,333	153,333	153,333	153,333	
Total LEO - Lecturers University Year	1	0.30	153,333	153,333	153,333	153,333	
Graduate Student Instructor							
GRAD STU INSTR University Year	1	0.50	34,540	34,540	34,540	34,540	
Total Graduate Student Instructor University Year	1	0.50	34,540	34,540	34,540	34,540	

University of Michigan  
Averages and Ranges of Salaries  
Regular Instructional Faculty, Lecturers and Graduate Student Instructors  
Includes Full-Time and Part-Time Employees  
Biomedical Engineering 2010/2011

IPEDS Codes: 14.0501

<u>Job Title</u>	<u>Number of Employees</u>	<u>Sum of FTE</u>	<u>Mean Salary</u>	<u>Median Salary</u>	<u>Minimum Salary</u>	<u>Maximum Salary</u>	<u>Ave Age</u>
Regular Instructional							
PROFESSOR University Year	7	7.00	151,476	149,175	118,450	185,639	51
ASSOC PROFESSOR University Year	8	8.00	110,002	110,005	105,806	115,034	42
ASST PROFESSOR University Year	2	2.00	92,227	92,227	89,672	94,782	35
Total Regular Instructional University Year	17	17.00	124,988	114,278	89,672	185,639	45
LEO - Lecturers							
LEO Lecturer III University Year	2	1.90	92,346	92,346	88,732	95,961	38
Total LEO - Lecturers University Year	2	1.90	92,346	92,346	88,732	95,961	38
Graduate Student Instructor							
GRAD STU INSTR University Year	11	4.25	34,540	34,540	34,540	34,540	23
Total Graduate Student Instructor University Year	11	4.25	34,540	34,540	34,540	34,540	23

University of Michigan  
 Averages and Ranges of Salaries  
 Regular Instructional Faculty, Lecturers and Graduate Student Instructors  
 Includes Full-Time and Part-Time Employees  
 CoE Assoc Dean Academic Affair 2010/2011

IPEDS Codes: 14.9999

<u>Job Title</u>	<u>Number of Employees</u>	<u>Sum of FTE</u>	<u>Mean Salary</u>	<u>Median Salary</u>	<u>Minimum Salary</u>	<u>Maximum Salary</u>	<u>Ave Age</u>
Regular Clinical Instructional							
CLINICAL PROFESSOR Fiscal Year	1	0.60	180,000	180,000	180,000	180,000	
Total Regular Clinical Instructional Fiscal Year	1	0.60	180,000	180,000	180,000	180,000	

University of Michigan  
Averages and Ranges of Salaries  
Regular Instructional Faculty, Lecturers and Graduate Student Instructors  
Includes Full-Time and Part-Time Employees  
Aerospace Engineering 2010/2011

IPEDS Codes: 14.0201

<u>Job Title</u>	<u>Number of Employees</u>	<u>Sum of FTE</u>	<u>Mean Salary</u>	<u>Median Salary</u>	<u>Minimum Salary</u>	<u>Maximum Salary</u>	<u>Ave Age</u>
Regular Instructional							
PROFESSOR University Year	12	12.00	154,816	154,417	124,135	201,700	55
ASSOC PROFESSOR University Year	5	5.00	112,708	112,858	105,060	123,500	48
ASST PROFESSOR University Year	6	6.00	93,751	91,858	87,713	104,545	33
Total Regular Instructional University Year	23	23.00	129,732	124,135	87,713	201,700	48
LEO - Lecturers							
LEO Lecturer I University Year	1	0.70	94,476	94,476	94,476	94,476	
LEO Lecturer III University Year	1	1.00	78,413	78,413	78,413	78,413	
Total LEO - Lecturers University Year	2	1.70	86,444	86,444	78,413	94,476	62
Graduate Student Instructor							
GRAD STU INSTR University Year	12	5.75	34,540	34,540	34,540	34,540	25
Total Graduate Student Instructor University Year	12	5.75	34,540	34,540	34,540	34,540	25

University of Michigan  
Averages and Ranges of Salaries  
Regular Instructional Faculty, Lecturers and Graduate Student Instructors  
Includes Full-Time and Part-Time Employees  
Chemical Engineering Dept 2010/2011

IPEDS Codes: 14.0701

<u>Job Title</u>	<u>Number of Employees</u>	<u>Sum of FTE</u>	<u>Mean Salary</u>	<u>Median Salary</u>	<u>Minimum Salary</u>	<u>Maximum Salary</u>	<u>Ave Age</u>
Regular Instructional							
PROFESSOR University Year	13	13.00	166,765	167,200	127,300	223,077	54
ASSOC PROFESSOR University Year	2	1.50	117,656	117,656	116,011	119,300	39
ASST PROFESSOR University Year	4	4.00	92,395	92,050	92,000	93,480	35
Total Regular Instructional University Year	19	18.50	145,938	138,700	92,000	223,077	49
LEO - Lecturers							
LEO Lecturer II University Year	1	0.75	53,796	53,796	53,796	53,796	
LEO Lecturer IV University Year	1	1.00	118,248	118,248	118,248	118,248	
Total LEO - Lecturers University Year	2	1.75	86,022	86,022	53,796	118,248	57
Graduate Student Instructor							
GRAD STU INSTR University Year	17	8.25	34,540	34,540	34,540	34,540	26
Total Graduate Student Instructor University Year	17	8.25	34,540	34,540	34,540	34,540	26

University of Michigan  
Averages and Ranges of Salaries  
Regular Instructional Faculty, Lecturers and Graduate Student Instructors  
Includes Full-Time and Part-Time Employees  
Civil & Environmental Engr 2010/2011

IPEDS Codes: 14.0801 14.1401

<u>Job Title</u>	<u>Number of Employees</u>	<u>Sum of FTE</u>	<u>Mean Salary</u>	<u>Median Salary</u>	<u>Minimum Salary</u>	<u>Maximum Salary</u>	<u>Ave Age</u>
Regular Instructional							
PROFESSOR University Year	13	13.00	147,425	148,500	123,397	175,551	54
ASSOC PROFESSOR University Year	8	8.00	106,831	107,556	97,950	113,005	41
ASST PROFESSOR University Year	6	6.00	87,366	87,558	85,470	88,480	33
Total Regular Instructional University Year	27	27.00	122,050	113,005	85,470	175,551	46
LEO - Lecturers							
LEO Lecturer I University Year	3	1.15	45,050	46,000	42,000	47,150	36
LEO Lecturer IV University Year	1	1.00	111,710	111,710	111,710	111,710	
Total LEO - Lecturers University Year	4	2.15	61,715	46,575	42,000	111,710	41
Graduate Student Instructor							
GRAD STU INSTR University Year	16	7.00	34,540	34,540	34,540	34,540	26
Total Graduate Student Instructor University Year	16	7.00	34,540	34,540	34,540	34,540	26



University of Michigan  
Averages and Ranges of Salaries  
Regular Instructional Faculty, Lecturers and Graduate Student Instructors  
Includes Full-Time and Part-Time Employees  
COE EECS - CSE Division      2010/2011

IPEDS Codes:    14.0999    11.0701

<u>Job Title</u>	<u>Number of Employees</u>	<u>Sum of FTE</u>	<u>Mean Salary</u>	<u>Median Salary</u>	<u>Minimum Salary</u>	<u>Maximum Salary</u>	<u>Ave Age</u>
Regular Instructional							
PROFESSOR University Year	20	19.50	154,697	144,225	127,274	209,420	54
ASSOC PROFESSOR University Year	10	10.00	108,721	107,195	100,064	120,540	43
ASST PROFESSOR University Year	12	12.00	92,977	93,048	90,165	96,000	33
Total Regular Instructional University Year	42	41.50	126,116	119,064	90,165	209,420	45
LEO - Lecturers							
LEO Lecturer II University Year	1	0.20	70,860	70,860	70,860	70,860	
LEO Lecturer III University Year	1	1.00	78,536	78,536	78,536	78,536	
LEO Lecturer IV University Year	3	3.00	108,227	109,100	105,515	110,066	51
Total LEO - Lecturers University Year	5	4.20	94,815	105,515	70,860	110,066	44
Graduate Student Instructor							
GRAD STU INSTR University Year	28	14.75	34,540	34,540	34,540	34,540	25
Total Graduate Student Instructor University Year	28	14.75	34,540	34,540	34,540	34,540	25

University of Michigan  
 Averages and Ranges of Salaries  
 Regular Instructional Faculty, Lecturers and Graduate Student Instructors  
 Includes Full-Time and Part-Time Employees  
 Elec Engr & Comp Sci      2010/2011

IPEDS Codes: 14.1001 14.0901

<u>Job Title</u>	<u>Number of Employees</u>	<u>Sum of FTE</u>	<u>Mean Salary</u>	<u>Median Salary</u>	<u>Minimum Salary</u>	<u>Maximum Salary</u>	<u>Ave Age</u>
Graduate Student Instructor							
GRAD STU INSTR University Year	4	2.00	34,540	34,540	34,540	34,540	22
Total Graduate Student Instructor University Year	4	2.00	34,540	34,540	34,540	34,540	22

University of Michigan  
Averages and Ranges of Salaries  
Regular Instructional Faculty, Lecturers and Graduate Student Instructors  
Includes Full-Time and Part-Time Employees  
COE EECS - ECE Division      2010/2011

IPEDS Codes:    14.0999    15.1202

<u>Job Title</u>	<u>Number of Employees</u>	<u>Sum of FTE</u>	<u>Mean Salary</u>	<u>Median Salary</u>	<u>Minimum Salary</u>	<u>Maximum Salary</u>	<u>Ave Age</u>
Regular Instructional							
PROFESSOR University Year	36	35.75	155,738	144,590	119,730	258,000	54
ASSOC PROFESSOR University Year	9	9.00	106,604	106,100	90,180	122,170	42
ASST PROFESSOR University Year	12	12.00	92,129	92,390	87,800	97,900	34
Total Regular Instructional University Year	57	56.75	134,589	129,200	87,800	258,000	48
Graduate Student Instructor							
GRAD STU INSTR University Year	30	14.25	34,540	34,540	34,540	34,540	26
Total Graduate Student Instructor University Year	30	14.25	34,540	34,540	34,540	34,540	26

University of Michigan  
Averages and Ranges of Salaries  
Regular Instructional Faculty, Lecturers and Graduate Student Instructors  
Includes Full-Time and Part-Time Employees  
CoE Technical Communications      2010/2011

IPEDS Codes:    09.9999    23.1101

<u>Job Title</u>	<u>Number of Employees</u>	<u>Sum of FTE</u>	<u>Mean Salary</u>	<u>Median Salary</u>	<u>Minimum Salary</u>	<u>Maximum Salary</u>	<u>Ave Age</u>
Regular Instructional							
PROFESSOR University Year	1	1.00	131,314	131,314	131,314	131,314	
ASSOC PROFESSOR University Year	1	1.00	56,957	56,957	56,957	56,957	
Total Regular Instructional University Year	2	2.00	94,136	94,136	56,957	131,314	73
LEO - Lecturers							
LEO Intermittent Lecturer University Year	1	0.45	51,464	51,464	51,464	51,464	
LEO Lecturer IV University Year	3	2.92	54,845	56,354	51,130	57,050	55
Total LEO - Lecturers University Year	4	3.37	53,999	53,909	51,130	57,050	58

University of Michigan  
Averages and Ranges of Salaries  
Regular Instructional Faculty, Lecturers and Graduate Student Instructors  
Includes Full-Time and Part-Time Employees  
Industrial Operations      2010/2011

IPEDS Codes:    14.3501    15.1501

<u>Job Title</u>	<u>Number of Employees</u>	<u>Sum of FTE</u>	<u>Mean Salary</u>	<u>Median Salary</u>	<u>Minimum Salary</u>	<u>Maximum Salary</u>	<u>Ave Age</u>
Regular Instructional							
PROFESSOR University Year	13	12.50	159,795	151,000	122,174	220,034	58
ASSOC PROFESSOR University Year	7	7.00	113,870	110,500	105,000	129,131	45
ASST PROFESSOR University Year	1	1.00	90,250	90,250	90,250	90,250	
Total Regular Instructional University Year	21	20.50	141,175	141,155	90,250	220,034	53
LEO - Lecturers							
LEO Intermittent Lecturer University Year	3	0.90	69,281	68,333	66,666	72,843	52
LEO Lecturer I University Year	2	0.60	68,087	68,087	66,666	69,509	37
Fiscal Year	1	0.30	20,458	20,458	20,458	20,458	
LEO Lecturer II University Year	1	0.30	77,087	77,087	77,087	77,087	
Total LEO - Lecturers University Year	6	1.80	70,184	68,921	66,666	77,087	45
Fiscal Year	1	0.30	20,458	20,458	20,458	20,458	
Graduate Student Instructor							
GRAD STU INSTR University Year	35	10.10	34,540	34,540	34,540	34,540	25
Total Graduate Student Instructor University Year	35	10.10	34,540	34,540	34,540	34,540	25

University of Michigan  
 Averages and Ranges of Salaries  
 Regular Instructional Faculty, Lecturers and Graduate Student Instructors  
 Includes Full-Time and Part-Time Employees  
 Center for Health Engineering 2010/2011

IPEDS Codes:

<u>Job Title</u>	<u>Number of Employees</u>	<u>Sum of FTE</u>	<u>Mean Salary</u>	<u>Median Salary</u>	<u>Minimum Salary</u>	<u>Maximum Salary</u>	<u>Ave Age</u>
Regular Clinical Instructional							
CLINICAL PROFESSOR Fiscal Year	1	1.00	360,000	360,000	360,000	360,000	
Total Regular Clinical Instructional Fiscal Year	1	1.00	360,000	360,000	360,000	360,000	

University of Michigan  
Averages and Ranges of Salaries  
Regular Instructional Faculty, Lecturers and Graduate Student Instructors  
Includes Full-Time and Part-Time Employees  
Materials Science & Engin. 2010/2011

IPEDS Codes: 14.3101 14.1801

<u>Job Title</u>	<u>Number of Employees</u>	<u>Sum of FTE</u>	<u>Mean Salary</u>	<u>Median Salary</u>	<u>Minimum Salary</u>	<u>Maximum Salary</u>	<u>Ave Age</u>
Regular Instructional							
PROFESSOR University Year	13	13.00	154,510	152,278	122,806	197,112	56
ASSOC PROFESSOR University Year	3	3.00	104,657	105,448	98,404	110,119	39
ASST PROFESSOR University Year	3	3.00	92,357	89,610	89,610	97,850	33
Total Regular Instructional University Year	19	19.00	136,825	134,015	89,610	197,112	50
LEO - Lecturers							
LEO Lecturer IV University Year	1	1.00	82,212	82,212	82,212	82,212	
Total LEO - Lecturers University Year	1	1.00	82,212	82,212	82,212	82,212	
Graduate Student Instructor							
GRAD STU INSTR University Year	15	6.00	34,540	34,540	34,540	34,540	27
Total Graduate Student Instructor University Year	15	6.00	34,540	34,540	34,540	34,540	27

University of Michigan  
Averages and Ranges of Salaries  
Regular Instructional Faculty, Lecturers and Graduate Student Instructors  
Includes Full-Time and Part-Time Employees  
Mechanical Engineering 2010/2011

IPEDS Codes: 14.1901 14.1101

<u>Job Title</u>	<u>Number of Employees</u>	<u>Sum of FTE</u>	<u>Mean Salary</u>	<u>Median Salary</u>	<u>Minimum Salary</u>	<u>Maximum Salary</u>	<u>Ave Age</u>
Regular Instructional							
PROFESSOR							
University Year	33	30.50	145,808	135,771	118,290	214,408	54
Fiscal Year	1	1.00	180,663	180,663	180,663	180,663	
ASSOC PROFESSOR							
University Year	12	12.00	106,163	106,952	96,863	116,133	44
ASST PROFESSOR							
University Year	12	12.00	89,690	88,276	86,305	95,530	32
Total Regular Instructional							
University Year	57	54.50	125,647	123,350	86,305	214,408	47
Fiscal Year	1	1.00	180,663	180,663	180,663	180,663	
LEO - Lecturers							
LEO Lecturer III							
Fiscal Year	1	1.00	79,500	79,500	79,500	79,500	
Total LEO - Lecturers							
Fiscal Year	1	1.00	79,500	79,500	79,500	79,500	
LEO - Adjunct Faculty							
LEO Adjunct Lecturer							
Fiscal Year	1	1.00	87,125	87,125	87,125	87,125	
Total LEO - Adjunct Faculty							
Fiscal Year	1	1.00	87,125	87,125	87,125	87,125	
Graduate Student Instructor							
GRAD STU INSTR							
University Year	41	17.35	34,540	34,540	34,540	34,540	27
Total Graduate Student Instructor							
University Year	41	17.35	34,540	34,540	34,540	34,540	27



University of Michigan  
Averages and Ranges of Salaries  
Regular Instructional Faculty, Lecturers and Graduate Student Instructors  
Includes Full-Time and Part-Time Employees  
Atm, Oceanic & Space Sci.      2010/2011

IPEDS Codes:    40.0401    40.0607

<u>Job Title</u>	<u>Number of Employees</u>	<u>Sum of FTE</u>	<u>Mean Salary</u>	<u>Median Salary</u>	<u>Minimum Salary</u>	<u>Maximum Salary</u>	<u>Ave Age</u>
Regular Instructional							
PROFESSOR University Year	13	13.00	164,864	156,449	133,300	219,295	58
ASSOC PROFESSOR University Year	2	2.00	116,976	116,976	116,836	117,116	40
ASST PROFESSOR University Year	5	5.00	89,306	91,015	86,500	91,468	35
Total Regular Instructional University Year	20	20.00	141,185	138,724	86,500	219,295	51
LEO - Lecturers							
LEO Lecturer IV University Year	1	1.00	93,103	93,103	93,103	93,103	
Total LEO - Lecturers University Year	1	1.00	93,103	93,103	93,103	93,103	
LEO - Adjunct Faculty							
LEO Adjunct Lecturer University Year	1	1.00	61,911	61,911	61,911	61,911	
Total LEO - Adjunct Faculty University Year	1	1.00	61,911	61,911	61,911	61,911	
Graduate Student Instructor							
GRAD STU INSTR University Year	6	1.75	34,540	34,540	34,540	34,540	27
Total Graduate Student Instructor University Year	6	1.75	34,540	34,540	34,540	34,540	27

University of Michigan  
Averages and Ranges of Salaries  
Regular Instructional Faculty, Lecturers and Graduate Student Instructors  
Includes Full-Time and Part-Time Employees  
Naval Arch & Marine Dept      2010/2011

IPEDS Codes: 14.2201

<u>Job Title</u>	<u>Number of Employees</u>	<u>Sum of FTE</u>	<u>Mean Salary</u>	<u>Median Salary</u>	<u>Minimum Salary</u>	<u>Maximum Salary</u>	<u>Ave Age</u>
Regular Instructional							
PROFESSOR University Year	7	7.00	156,456	149,742	132,135	195,467	58
ASSOC PROFESSOR University Year	3	3.00	111,085	112,848	102,500	117,908	50
ASST PROFESSOR University Year	3	3.00	95,377	94,980	88,150	103,000	34
Total Regular Instructional University Year	13	13.00	131,890	132,135	88,150	195,467	50
LEO - Lecturers							
LEO Intermittent Lecturer University Year	2	0.90	64,878	64,878	54,200	75,556	45
Total LEO - Lecturers University Year	2	0.90	64,878	64,878	54,200	75,556	45
Graduate Student Instructor							
GRAD STU INSTR University Year	3	1.25	34,540	34,540	34,540	34,540	23
Total Graduate Student Instructor University Year	3	1.25	34,540	34,540	34,540	34,540	23

University of Michigan  
Averages and Ranges of Salaries  
Regular Instructional Faculty, Lecturers and Graduate Student Instructors  
Includes Full-Time and Part-Time Employees  
Nuclear Eng & Radiological Sci      2010/2011

IPEDS Codes: 14.2301

<u>Job Title</u>	<u>Number of Employees</u>	<u>Sum of FTE</u>	<u>Mean Salary</u>	<u>Median Salary</u>	<u>Minimum Salary</u>	<u>Maximum Salary</u>	<u>Ave Age</u>
Regular Instructional							
PROFESSOR University Year	15	15.00	158,099	150,090	115,110	204,310	59
ASSOC PROFESSOR University Year	2	2.00	111,195	111,195	108,150	114,240	40
ASST PROFESSOR University Year	2	2.00	90,400	90,400	89,650	91,150	35
Total Regular Instructional University Year	19	19.00	146,035	146,180	89,650	204,310	54
Graduate Student Instructor							
GRAD STU INSTR University Year	11	4.25	37,964	36,800	36,800	40,000	24
Total Graduate Student Instructor University Year	11	4.25	37,964	36,800	36,800	40,000	24

University of Michigan  
Averages and Ranges of Salaries  
Regular Instructional Faculty, Lecturers and Graduate Student Instructors  
Includes Full-Time and Part-Time Employees  
Medical School Administration 2010/2011

IPEDS Codes: 51.1201

<u>Job Title</u>	<u>Number of Employees</u>	<u>Sum of FTE</u>	<u>Mean Salary</u>	<u>Median Salary</u>	<u>Minimum Salary</u>	<u>Maximum Salary</u>	<u>Ave Age</u>
Regular Instructional							
ASSOC PROFESSOR Fiscal Year	1	1.00	108,961	108,961	108,961	108,961	
Total Regular Instructional Fiscal Year	1	1.00	108,961	108,961	108,961	108,961	
LEO - Lecturers							
LEO Lecturer IV Fiscal Year	7	6.75	89,433	85,098	74,979	111,735	51
Total LEO - Lecturers Fiscal Year	7	6.75	89,433	85,098	74,979	111,735	51

University of Michigan  
Averages and Ranges of Salaries  
Regular Instructional Faculty, Lecturers and Graduate Student Instructors  
Includes Full-Time and Part-Time Employees  
Cellular Molecular Bio Grad Pg      2010/2011

IPEDS Codes: 26.0406

<u>Job Title</u>	<u>Number of Employees</u>	<u>Sum of FTE</u>	<u>Mean Salary</u>	<u>Median Salary</u>	<u>Minimum Salary</u>	<u>Maximum Salary</u>	<u>Ave Age</u>
Graduate Student Instructor							
GRAD STU INSTR Fiscal Year	1	0.24	51,810	51,810	51,810	51,810	
Total Graduate Student Instructor Fiscal Year	1	0.24	51,810	51,810	51,810	51,810	

University of Michigan  
 Averages and Ranges of Salaries  
 Regular Instructional Faculty, Lecturers and Graduate Student Instructors  
 Includes Full-Time and Part-Time Employees  
 Bioinformatics 2010/2011

IPEDS Codes: 26.1103

<u>Job Title</u>	<u>Number of Employees</u>	<u>Sum of FTE</u>	<u>Mean Salary</u>	<u>Median Salary</u>	<u>Minimum Salary</u>	<u>Maximum Salary</u>	<u>Ave Age</u>
Graduate Student Instructor							
GRAD STU INSTR Fiscal Year	1	0.50	53,000	53,000	53,000	53,000	
Total Graduate Student Instructor Fiscal Year	1	0.50	53,000	53,000	53,000	53,000	

University of Michigan  
 Averages and Ranges of Salaries  
 Regular Instructional Faculty, Lecturers and Graduate Student Instructors  
 Includes Full-Time and Part-Time Employees  
 Comp Med and Bioinformatics 2010/2011

IPEDS Codes: 26.1103

<u>Job Title</u>	<u>Number of Employees</u>	<u>Sum of FTE</u>	<u>Mean Salary</u>	<u>Median Salary</u>	<u>Minimum Salary</u>	<u>Maximum Salary</u>	<u>Ave Age</u>
Regular Instructional							
ASSOC PROFESSOR Fiscal Year	1	1.00	156,750	156,750	156,750	156,750	
Total Regular Instructional Fiscal Year	1	1.00	156,750	156,750	156,750	156,750	

University of Michigan  
Averages and Ranges of Salaries  
Regular Instructional Faculty, Lecturers and Graduate Student Instructors  
Includes Full-Time and Part-Time Employees  
Cell and Developmental Biology 2010/2011

IPEDS Codes: 26.0499 51.1201

<u>Job Title</u>	<u>Number of Employees</u>	<u>Sum of FTE</u>	<u>Mean Salary</u>	<u>Median Salary</u>	<u>Minimum Salary</u>	<u>Maximum Salary</u>	<u>Ave Age</u>
Regular Instructional							
PROFESSOR							
Fiscal Year	5	5.00	166,596	153,000	123,000	232,367	62
ASSOC PROFESSOR							
Fiscal Year	5	4.75	113,725	114,950	94,032	147,900	51
ASST PROFESSOR							
Fiscal Year	4	4.00	101,508	101,145	100,225	103,515	40
Total Regular Instructional							
Fiscal Year	14	13.75	129,117	115,473	94,032	232,367	52
Graduate Student Instructor							
GRAD STU INSTR							
University Year	1	0.50	34,540	34,540	34,540	34,540	
Fiscal Year	3	0.89	51,810	51,810	51,810	51,810	25
Total Graduate Student Instructor							
University Year	1	0.50	34,540	34,540	34,540	34,540	
Fiscal Year	3	0.89	51,810	51,810	51,810	51,810	25



University of Michigan  
Averages and Ranges of Salaries  
Regular Instructional Faculty, Lecturers and Graduate Student Instructors  
Includes Full-Time and Part-Time Employees  
Anesthesiology Department      2010/2011

IPEDS Codes:    51.1201    60.0203

<u>Job Title</u>	<u>Number of Employees</u>	<u>Sum of FTE</u>	<u>Mean Salary</u>	<u>Median Salary</u>	<u>Minimum Salary</u>	<u>Maximum Salary</u>	<u>Ave Age</u>
Regular Instructional							
PROFESSOR Fiscal Year	10	9.62	209,340	193,250	158,433	332,500	58
ASSOC PROFESSOR Fiscal Year	3	3.00	187,020	212,000	125,810	223,250	49
ASST PROFESSOR Fiscal Year	7	7.00	156,109	183,375	79,310	189,000	40
Total Regular Instructional Fiscal Year	20	19.62	187,361	185,413	79,310	332,500	50
Regular Clinical Instructional							
CLINICAL PROFESSOR Fiscal Year	2	2.00	179,500	179,500	169,500	189,500	61
CLINICAL ASSOC PROF Fiscal Year	8	6.85	153,875	150,750	147,000	167,000	54
CLINICAL ASST PROF Fiscal Year	39	34.80	138,868	138,000	123,250	158,350	48
CLINICAL INSTRUCTOR Fiscal Year	16	16.00	156,188	157,400	138,000	157,400	36
CLINICAL LECTURER Fiscal Year	31	29.60	128,685	123,250	85,000	181,625	36
Total Regular Clinical Instructional Fiscal Year	96	89.25	140,564	142,250	85,000	189,500	43

University of Michigan  
Averages and Ranges of Salaries  
Regular Instructional Faculty, Lecturers and Graduate Student Instructors  
Includes Full-Time and Part-Time Employees  
Biological Chemistry Dept      2010/2011

IPEDS Codes:    26.0202    51.1201

<u>Job Title</u>	<u>Number of Employees</u>	<u>Sum of FTE</u>	<u>Mean Salary</u>	<u>Median Salary</u>	<u>Minimum Salary</u>	<u>Maximum Salary</u>	<u>Ave Age</u>
Regular Instructional							
PROFESSOR							
University Year	1	1.00	68,954	68,954	68,954	68,954	
Fiscal Year	11	10.25	172,508	157,544	118,809	238,521	59
ASSOC PROFESSOR							
Fiscal Year	5	5.00	110,825	115,145	99,539	116,395	49
ASST PROFESSOR							
Fiscal Year	3	3.00	96,513	97,441	93,963	98,135	39
Total Regular Instructional							
University Year	1	1.00	68,954	68,954	68,954	68,954	
Fiscal Year	19	18.25	144,276	148,276	93,963	238,521	54
Graduate Student Instructor							
GRAD STU INSTR							
University Year	1	0.24	34,540	34,540	34,540	34,540	
Fiscal Year	2	0.28	51,810	51,810	51,810	51,810	26
Total Graduate Student Instructor							
University Year	1	0.24	34,540	34,540	34,540	34,540	
Fiscal Year	2	0.28	51,810	51,810	51,810	51,810	26

University of Michigan  
Averages and Ranges of Salaries  
Regular Instructional Faculty, Lecturers and Graduate Student Instructors  
Includes Full-Time and Part-Time Employees  
Dermatology Department 2010/2011

IPEDS Codes: 51.1201 60.0213

<u>Job Title</u>	<u>Number of Employees</u>	<u>Sum of FTE</u>	<u>Mean Salary</u>	<u>Median Salary</u>	<u>Minimum Salary</u>	<u>Maximum Salary</u>	<u>Ave Age</u>
Regular Instructional							
PROFESSOR Fiscal Year	6	5.07	249,255	255,287	185,709	280,210	58
ASSOC PROFESSOR Fiscal Year	1	1.00	129,138	129,138	129,138	129,138	
ASST PROFESSOR Fiscal Year	1	1.00	154,500	154,500	154,500	154,500	
Total Regular Instructional Fiscal Year	8	7.07	222,396	250,649	129,138	280,210	56
Regular Clinical Instructional							
CLINICAL ASSOC PROF Fiscal Year	3	2.30	121,361	120,200	116,699	127,183	42
CLINICAL ASST PROF Fiscal Year	4	2.78	123,006	130,450	74,284	156,841	40
CLINICAL LECTURER Fiscal Year	5	3.70	106,755	100,000	70,000	154,500	38
Total Regular Clinical Instructional Fiscal Year	12	8.78	115,823	116,699	70,000	156,841	40

University of Michigan  
Averages and Ranges of Salaries  
Regular Instructional Faculty, Lecturers and Graduate Student Instructors  
Includes Full-Time and Part-Time Employees  
Family Medicine      2010/2011

IPEDS Codes:    51.1201    60.0218

<u>Job Title</u>	<u>Number of Employees</u>	<u>Sum of FTE</u>	<u>Mean Salary</u>	<u>Median Salary</u>	<u>Minimum Salary</u>	<u>Maximum Salary</u>	<u>Ave Age</u>
Regular Instructional							
PROFESSOR Fiscal Year	6	5.90	143,774	139,834	106,554	184,558	56
ASSOC PROFESSOR Fiscal Year	4	3.38	123,187	130,643	99,402	132,059	47
ASST PROFESSOR Fiscal Year	2	1.60	122,500	122,500	110,000	135,000	45
Total Regular Instructional Fiscal Year	12	10.88	133,366	132,289	99,402	184,558	51
Regular Clinical Instructional							
CLINICAL PROFESSOR Fiscal Year	3	3.00	136,278	135,818	131,780	141,237	62
CLINICAL ASSOC PROF Fiscal Year	6	6.00	112,786	110,183	102,795	130,994	51
CLINICAL ASST PROF Fiscal Year	19	17.55	99,659	95,700	83,524	138,575	45
CLINICAL INSTRUCTOR Fiscal Year	4	3.00	81,978	82,590	78,880	83,850	46
CLINICAL LECTURER Fiscal Year	19	17.85	79,864	80,000	60,899	89,429	36
Total Regular Clinical Instructional Fiscal Year	51	47.40	94,596	87,984	60,899	141,237	43

University of Michigan  
Averages and Ranges of Salaries  
Regular Instructional Faculty, Lecturers and Graduate Student Instructors  
Includes Full-Time and Part-Time Employees  
Human Genetics Department      2010/2011

IPEDS Codes:    26.0806    51.1201

<u>Job Title</u>	<u>Number of Employees</u>	<u>Sum of FTE</u>	<u>Mean Salary</u>	<u>Median Salary</u>	<u>Minimum Salary</u>	<u>Maximum Salary</u>	<u>Ave Age</u>
Regular Instructional							
PROFESSOR Fiscal Year	7	7.00	160,367	150,528	128,304	205,074	60
ASSOC PROFESSOR Fiscal Year	2	2.00	133,662	133,662	132,508	134,816	38
ASST PROFESSOR Fiscal Year	4	4.00	101,793	98,360	95,790	114,660	41
Total Regular Instructional Fiscal Year	13	13.00	138,236	132,379	95,790	205,074	51
Regular Clinical Instructional							
CLINICAL ASSOC PROF Fiscal Year	1	1.00	96,060	96,060	96,060	96,060	
CLINICAL INSTRUCTOR Fiscal Year	1	0.75	66,625	66,625	66,625	66,625	
Total Regular Clinical Instructional Fiscal Year	2	1.75	81,343	81,343	66,625	96,060	47

University of Michigan  
Averages and Ranges of Salaries  
Regular Instructional Faculty, Lecturers and Graduate Student Instructors  
Includes Full-Time and Part-Time Employees  
Int Med-Allergy      2010/2011

IPEDS Codes: 51.1201 60.0202

<u>Job Title</u>	<u>Number of Employees</u>	<u>Sum of FTE</u>	<u>Mean Salary</u>	<u>Median Salary</u>	<u>Minimum Salary</u>	<u>Maximum Salary</u>	<u>Ave Age</u>
Regular Instructional							
PROFESSOR Fiscal Year	1	1.00	200,000	200,000	200,000	200,000	
ASST PROFESSOR Fiscal Year	1	1.00	168,300	168,300	168,300	168,300	
Total Regular Instructional Fiscal Year	2	2.00	184,150	184,150	168,300	200,000	47
Regular Clinical Instructional							
CLINICAL ASSOC PROF Fiscal Year	2	2.00	196,851	196,851	193,702	200,000	50
CLINICAL ASST PROF Fiscal Year	3	2.60	175,463	174,887	159,118	192,385	52
CLINICAL INSTRUCTOR Fiscal Year	2	1.75	166,672	166,672	140,000	193,344	47
CLINICAL LECTURER Fiscal Year	1	1.00	145,000	145,000	145,000	145,000	
Total Regular Clinical Instructional Fiscal Year	8	7.35	174,805	183,636	140,000	200,000	48

University of Michigan  
Averages and Ranges of Salaries  
Regular Instructional Faculty, Lecturers and Graduate Student Instructors  
Includes Full-Time and Part-Time Employees  
Int Med-Rheumatology 2010/2011

IPEDS Codes: 51.1201 60.0260

<u>Job Title</u>	<u>Number of Employees</u>	<u>Sum of FTE</u>	<u>Mean Salary</u>	<u>Median Salary</u>	<u>Minimum Salary</u>	<u>Maximum Salary</u>	<u>Ave Age</u>
Regular Instructional							
PROFESSOR Fiscal Year	5	4.17	197,669	200,000	188,344	200,000	59
ASSOC PROFESSOR Fiscal Year	5	4.35	159,834	164,383	138,181	175,115	54
ASST PROFESSOR Fiscal Year	1	1.00	106,864	106,864	106,864	106,864	
Total Regular Instructional Fiscal Year	11	9.52	172,216	175,115	106,864	200,000	54
Regular Clinical Instructional							
CLINICAL ASST PROF Fiscal Year	5	5.00	141,842	143,056	132,772	146,128	44
CLINICAL INSTRUCTOR Fiscal Year	3	3.00	124,150	126,500	118,450	127,500	39
CLINICAL LECTURER Fiscal Year	2	0.52	77,105	77,105	70,000	84,209	34
Total Regular Clinical Instructional Fiscal Year	10	8.52	123,587	130,136	70,000	146,128	41

University of Michigan  
Averages and Ranges of Salaries  
Regular Instructional Faculty, Lecturers and Graduate Student Instructors  
Includes Full-Time and Part-Time Employees  
Int Med-Cardiology 2010/2011

IPEDS Codes: 51.1201 60.0205

<u>Job Title</u>	<u>Number of Employees</u>	<u>Sum of FTE</u>	<u>Mean Salary</u>	<u>Median Salary</u>	<u>Minimum Salary</u>	<u>Maximum Salary</u>	<u>Ave Age</u>
Regular Instructional							
PROFESSOR Fiscal Year	14	14.00	206,116	200,000	187,000	260,000	56
ASSOC PROFESSOR Fiscal Year	7	6.20	202,018	200,000	187,064	227,064	47
ASST PROFESSOR Fiscal Year	9	8.73	155,536	175,000	107,363	200,000	44
Total Regular Instructional Fiscal Year	30	28.93	189,986	200,000	107,363	260,000	50
Regular Clinical Instructional							
CLINICAL PROFESSOR Fiscal Year	3	2.40	200,000	200,000	200,000	200,000	60
CLINICAL ASSOC PROF Fiscal Year	7	5.36	200,000	200,000	200,000	200,000	48
CLINICAL ASST PROF Fiscal Year	13	11.14	188,822	200,000	84,254	209,000	47
CLINICAL LECTURER Fiscal Year	14	11.14	119,911	75,000	60,899	200,000	35
Total Regular Clinical Instructional Fiscal Year	37	30.04	165,768	200,000	60,899	209,000	44



University of Michigan  
Averages and Ranges of Salaries  
Regular Instructional Faculty, Lecturers and Graduate Student Instructors  
Includes Full-Time and Part-Time Employees  
Metabolism, Endo & Diabetes      2010/2011

IPEDS Codes:    51.1201    60.0217

<u>Job Title</u>	<u>Number of Employees</u>	<u>Sum of FTE</u>	<u>Mean Salary</u>	<u>Median Salary</u>	<u>Minimum Salary</u>	<u>Maximum Salary</u>	<u>Ave Age</u>
Regular Instructional							
PROFESSOR Fiscal Year	7	5.78	192,311	193,800	175,660	200,000	58
ASSOC PROFESSOR Fiscal Year	3	3.00	184,477	190,507	169,125	193,800	45
ASST PROFESSOR Fiscal Year	5	5.00	122,408	128,125	112,750	129,642	42
Total Regular Instructional Fiscal Year	15	13.78	167,443	185,354	112,750	200,000	50
Regular Clinical Instructional							
CLINICAL PROFESSOR Fiscal Year	2	1.50	176,821	176,821	156,940	196,702	60
CLINICAL ASSOC PROF Fiscal Year	2	1.55	150,338	150,338	148,580	152,096	52
CLINICAL ASST PROF Fiscal Year	11	9.03	124,904	128,671	76,500	142,800	42
CLINICAL INSTRUCTOR Fiscal Year	1	1.00	110,000	110,000	110,000	110,000	
Total Regular Clinical Instructional Fiscal Year	16	13.08	133,641	132,909	76,500	196,702	45

University of Michigan  
Averages and Ranges of Salaries  
Regular Instructional Faculty, Lecturers and Graduate Student Instructors  
Includes Full-Time and Part-Time Employees  
Int Med-Gastroenterology 2010/2011

IPEDS Codes: 51.1201 60.0220

<u>Job Title</u>	<u>Number of Employees</u>	<u>Sum of FTE</u>	<u>Mean Salary</u>	<u>Median Salary</u>	<u>Minimum Salary</u>	<u>Maximum Salary</u>	<u>Ave Age</u>
Regular Instructional							
PROFESSOR Fiscal Year	13	11.87	199,750	200,000	196,751	200,000	56
ASSOC PROFESSOR Fiscal Year	6	5.26	199,195	200,000	195,169	200,000	48
ASST PROFESSOR Fiscal Year	10	9.21	196,120	200,000	182,963	200,000	41
Total Regular Instructional Fiscal Year	29	26.34	198,383	200,000	182,963	200,000	50
Regular Clinical Instructional							
CLINICAL ASSOC PROF Fiscal Year	2	2.00	200,000	200,000	200,000	200,000	53
CLINICAL ASST PROF Fiscal Year	6	6.00	199,693	200,000	198,161	200,000	48
CLINICAL LECTURER Fiscal Year	11	9.76	168,182	185,000	70,000	200,000	36
Total Regular Clinical Instructional Fiscal Year	19	17.76	181,482	200,000	70,000	200,000	42

University of Michigan  
Averages and Ranges of Salaries  
Regular Instructional Faculty, Lecturers and Graduate Student Instructors  
Includes Full-Time and Part-Time Employees  
Int Med-General Medicine 2010/2011

IPEDS Codes: 51.1201 60.0228

<u>Job Title</u>	<u>Number of Employees</u>	<u>Sum of FTE</u>	<u>Mean Salary</u>	<u>Median Salary</u>	<u>Minimum Salary</u>	<u>Maximum Salary</u>	<u>Ave Age</u>
Regular Instructional							
PROFESSOR Fiscal Year	12	7.40	196,680	200,000	170,112	200,000	51
ASSOC PROFESSOR Fiscal Year	6	4.00	169,955	186,934	123,000	200,000	45
ASST PROFESSOR Fiscal Year	3	1.88	154,780	156,278	151,700	156,363	41
Total Regular Instructional Fiscal Year	21	13.28	183,059	196,175	123,000	200,000	48
Regular Clinical Instructional							
CLINICAL PROFESSOR Fiscal Year	1	1.00	200,000	200,000	200,000	200,000	
CLINICAL ASSOC PROF Fiscal Year	6	5.50	182,123	185,918	154,500	200,000	48
CLINICAL ASST PROF Fiscal Year	49	43.61	170,097	167,148	98,000	200,000	45
CLINICAL INSTRUCTOR Fiscal Year	39	35.30	155,938	154,500	133,250	190,550	36
CLINICAL LECTURER Fiscal Year	14	12.63	142,800	140,000	140,000	155,000	32
Total Regular Clinical Instructional Fiscal Year	109	98.04	162,461	158,363	98,000	200,000	40

University of Michigan  
Averages and Ranges of Salaries  
Regular Instructional Faculty, Lecturers and Graduate Student Instructors  
Includes Full-Time and Part-Time Employees  
Int Med-Hematology/Oncology 2010/2011

IPEDS Codes: 51.1201 60.0224

<u>Job Title</u>	<u>Number of Employees</u>	<u>Sum of FTE</u>	<u>Mean Salary</u>	<u>Median Salary</u>	<u>Minimum Salary</u>	<u>Maximum Salary</u>	<u>Ave Age</u>
Regular Instructional							
PROFESSOR Fiscal Year	13	12.30	204,825	200,000	200,000	262,719	57
ASSOC PROFESSOR Fiscal Year	5	4.50	188,878	200,000	158,541	200,000	46
ASST PROFESSOR Fiscal Year	10	10.00	138,548	143,150	109,270	159,521	42
Total Regular Instructional Fiscal Year	28	26.80	178,307	200,000	109,270	262,719	49
Regular Clinical Instructional							
CLINICAL PROFESSOR Fiscal Year	6	5.50	200,000	200,000	200,000	200,000	55
CLINICAL ASSOC PROF Fiscal Year	7	6.64	192,980	200,000	171,304	200,000	51
CLINICAL ASST PROF Fiscal Year	11	10.33	162,283	158,363	143,150	200,000	43
CLINICAL LECTURER Fiscal Year	4	3.35	115,341	126,875	75,000	132,613	38
Total Regular Clinical Instructional Fiscal Year	28	25.82	171,333	182,144	75,000	200,000	47

University of Michigan  
Averages and Ranges of Salaries  
Regular Instructional Faculty, Lecturers and Graduate Student Instructors  
Includes Full-Time and Part-Time Employees  
Int Med-Geriatric Medicine      2010/2011

IPEDS Codes:    51.1201    60.0222

<u>Job Title</u>	<u>Number of Employees</u>	<u>Sum of FTE</u>	<u>Mean Salary</u>	<u>Median Salary</u>	<u>Minimum Salary</u>	<u>Maximum Salary</u>	<u>Ave Age</u>
Regular Instructional							
PROFESSOR Fiscal Year	4	2.78	193,231	193,887	185,150	200,000	56
ASSOC PROFESSOR Fiscal Year	1	0.55	157,000	157,000	157,000	157,000	
ASST PROFESSOR Fiscal Year	4	4.00	111,078	107,349	84,613	145,000	38
Total Regular Instructional Fiscal Year	9	7.33	152,693	157,000	84,613	200,000	46
Regular Clinical Instructional							
CLINICAL ASSOC PROF Fiscal Year	5	2.49	161,589	151,420	136,184	189,195	51
CLINICAL ASST PROF Fiscal Year	6	4.83	146,376	136,666	132,651	188,700	49
CLINICAL INSTRUCTOR Fiscal Year	3	3.00	181,721	175,440	173,400	196,323	40
CLINICAL LECTURER Fiscal Year	2	0.84	94,971	94,971	83,851	106,090	38
Total Regular Clinical Instructional Fiscal Year	16	11.16	151,332	149,760	83,851	196,323	47

University of Michigan  
Averages and Ranges of Salaries  
Regular Instructional Faculty, Lecturers and Graduate Student Instructors  
Includes Full-Time and Part-Time Employees  
Int Med-Infectious Diseases 2010/2011

IPEDS Codes: 51.1201 60.0227

<u>Job Title</u>	<u>Number of Employees</u>	<u>Sum of FTE</u>	<u>Mean Salary</u>	<u>Median Salary</u>	<u>Minimum Salary</u>	<u>Maximum Salary</u>	<u>Ave Age</u>
Regular Instructional							
PROFESSOR Fiscal Year	5	3.33	195,028	197,578	186,135	200,000	59
ASSOC PROFESSOR Fiscal Year	3	3.00	166,416	166,260	159,109	173,877	46
ASST PROFESSOR Fiscal Year	1	1.00	137,957	137,957	137,957	137,957	
Total Regular Instructional Fiscal Year	9	7.33	179,149	186,135	137,957	200,000	53
Regular Clinical Instructional							
CLINICAL PROFESSOR Fiscal Year	2	1.50	161,757	161,757	130,172	193,341	63
CLINICAL ASSOC PROF Fiscal Year	2	1.25	142,065	142,065	139,487	144,643	44
CLINICAL ASST PROF Fiscal Year	4	3.88	126,507	123,630	120,755	138,010	39
CLINICAL LECTURER Fiscal Year	1	1.00	62,000	62,000	62,000	62,000	
Total Regular Clinical Instructional Fiscal Year	9	7.63	130,630	130,172	62,000	193,341	45

University of Michigan  
Averages and Ranges of Salaries  
Regular Instructional Faculty, Lecturers and Graduate Student Instructors  
Includes Full-Time and Part-Time Employees  
Int Med-Molecular Med&Genetics 2010/2011

IPEDS Codes: 51.1201 26.0204

<u>Job Title</u>	<u>Number of Employees</u>	<u>Sum of FTE</u>	<u>Mean Salary</u>	<u>Median Salary</u>	<u>Minimum Salary</u>	<u>Maximum Salary</u>	<u>Ave Age</u>
Regular Instructional							
PROFESSOR Fiscal Year	4	4.00	201,270	200,000	197,315	207,767	54
ASSOC PROFESSOR Fiscal Year	3	3.00	114,403	115,281	105,000	122,928	47
ASST PROFESSOR Fiscal Year	3	3.00	108,658	106,669	101,766	117,537	39
Total Regular Instructional Fiscal Year	10	10.00	147,426	120,233	101,766	207,767	47
Regular Clinical Instructional							
CLINICAL ASST PROF Fiscal Year	1	1.00	72,686	72,686	72,686	72,686	
Total Regular Clinical Instructional Fiscal Year	1	1.00	72,686	72,686	72,686	72,686	

University of Michigan  
Averages and Ranges of Salaries  
Regular Instructional Faculty, Lecturers and Graduate Student Instructors  
Includes Full-Time and Part-Time Employees  
Int Med-Pulm./Critical Care 2010/2011

IPEDS Codes: 51.1201 60.0257

<u>Job Title</u>	<u>Number of Employees</u>	<u>Sum of FTE</u>	<u>Mean Salary</u>	<u>Median Salary</u>	<u>Minimum Salary</u>	<u>Maximum Salary</u>	<u>Ave Age</u>
Regular Instructional							
PROFESSOR Fiscal Year	9	8.36	198,127	200,000	183,143	200,000	57
ASSOC PROFESSOR Fiscal Year	7	6.20	174,471	182,886	145,314	187,806	47
ASST PROFESSOR Fiscal Year	5	5.00	152,417	168,300	97,375	175,440	39
Total Regular Instructional Fiscal Year	21	19.56	179,358	183,923	97,375	200,000	49
Regular Clinical Instructional							
CLINICAL ASSOC PROF Fiscal Year	3	3.00	197,004	200,000	191,013	200,000	50
CLINICAL ASST PROF Fiscal Year	5	4.38	168,121	169,125	159,148	177,745	41
CLINICAL LECTURER Fiscal Year	7	4.20	92,080	75,000	53,560	148,000	36
Total Regular Clinical Instructional Fiscal Year	15	11.58	138,412	159,148	53,560	200,000	40



University of Michigan  
Averages and Ranges of Salaries  
Regular Instructional Faculty, Lecturers and Graduate Student Instructors  
Includes Full-Time and Part-Time Employees  
Int Med-Nephrology 2010/2011

IPEDS Codes: 51.1201 60.0232

<u>Job Title</u>	<u>Number of Employees</u>	<u>Sum of FTE</u>	<u>Mean Salary</u>	<u>Median Salary</u>	<u>Minimum Salary</u>	<u>Maximum Salary</u>	<u>Ave Age</u>
Regular Instructional							
PROFESSOR Fiscal Year	10	8.84	205,526	200,000	200,000	255,262	57
ASSOC PROFESSOR Fiscal Year	5	5.00	196,439	200,000	190,467	200,000	50
ASST PROFESSOR Fiscal Year	5	4.93	164,878	164,800	153,750	180,405	43
Total Regular Instructional Fiscal Year	20	18.77	193,092	200,000	153,750	255,262	52
Regular Clinical Instructional							
CLINICAL ASSOC PROF Fiscal Year	2	2.00	187,050	187,050	183,592	190,507	50
CLINICAL ASST PROF Fiscal Year	8	7.45	178,061	181,748	159,181	192,311	42
CLINICAL LECTURER Fiscal Year	8	5.79	85,127	75,000	72,500	123,900	36
Total Regular Clinical Instructional Fiscal Year	18	15.24	137,756	162,676	72,500	192,311	40

University of Michigan  
Averages and Ranges of Salaries  
Regular Instructional Faculty, Lecturers and Graduate Student Instructors  
Includes Full-Time and Part-Time Employees  
Lab Animal Medicine Unit      2010/2011

IPEDS Codes: 51.9999

<u>Job Title</u>	<u>Number of Employees</u>	<u>Sum of FTE</u>	<u>Mean Salary</u>	<u>Median Salary</u>	<u>Minimum Salary</u>	<u>Maximum Salary</u>	<u>Ave Age</u>
Regular Instructional							
PROFESSOR Fiscal Year	2	2.00	157,220	157,220	150,000	164,441	53
ASSOC PROFESSOR Fiscal Year	2	2.00	159,275	159,275	142,129	176,422	60
ASST PROFESSOR Fiscal Year	1	1.00	101,295	101,295	101,295	101,295	
Total Regular Instructional Fiscal Year	5	5.00	146,857	150,000	101,295	176,422	54
Regular Clinical Instructional							
CLINICAL ASSOC PROF Fiscal Year	2	2.00	148,813	148,813	132,613	165,013	46
CLINICAL ASST PROF Fiscal Year	3	3.00	112,028	113,300	104,334	118,450	41
CLINICAL INSTRUCTOR Fiscal Year	2	2.00	105,060	105,060	96,820	113,300	36
Total Regular Clinical Instructional Fiscal Year	7	7.00	120,547	113,300	96,820	165,013	41

University of Michigan  
Averages and Ranges of Salaries  
Regular Instructional Faculty, Lecturers and Graduate Student Instructors  
Includes Full-Time and Part-Time Employees  
Microbiology and Immunology 2010/2011

IPEDS Codes: 26.0503 51.1201

<u>Job Title</u>	<u>Number of Employees</u>	<u>Sum of FTE</u>	<u>Mean Salary</u>	<u>Median Salary</u>	<u>Minimum Salary</u>	<u>Maximum Salary</u>	<u>Ave Age</u>
Regular Instructional							
PROFESSOR Fiscal Year	11	10.50	163,331	148,250	138,070	221,705	53
ASSOC PROFESSOR Fiscal Year	4	4.00	110,432	110,421	90,244	130,640	48
ASST PROFESSOR Fiscal Year	7	7.00	93,910	94,422	90,000	96,385	39
Total Regular Instructional Fiscal Year	22	21.50	131,624	134,355	90,000	221,705	48
Graduate Student Instructor							
GRAD STU INSTR University Year	3	0.42	34,540	34,540	34,540	34,540	26
Total Graduate Student Instructor University Year	3	0.42	34,540	34,540	34,540	34,540	26

University of Michigan  
Averages and Ranges of Salaries  
Regular Instructional Faculty, Lecturers and Graduate Student Instructors  
Includes Full-Time and Part-Time Employees  
Neurology Department      2010/2011

IPEDS Codes:    51.1201    60.0234

<u>Job Title</u>	<u>Number of Employees</u>	<u>Sum of FTE</u>	<u>Mean Salary</u>	<u>Median Salary</u>	<u>Minimum Salary</u>	<u>Maximum Salary</u>	<u>Ave Age</u>
Regular Instructional							
PROFESSOR Fiscal Year	11	8.65	246,900	251,072	190,809	329,409	57
ASSOC PROFESSOR Fiscal Year	5	4.41	175,478	167,104	153,831	231,750	44
ASST PROFESSOR Fiscal Year	7	6.58	132,659	133,900	125,664	137,917	39
Total Regular Instructional Fiscal Year	23	19.64	196,604	190,809	125,664	329,409	48
Regular Clinical Instructional							
CLINICAL PROFESSOR Fiscal Year	2	2.00	220,230	220,230	216,820	223,639	52
CLINICAL ASSOC PROF Fiscal Year	5	4.79	172,789	173,470	155,221	194,870	46
CLINICAL ASST PROF Fiscal Year	10	9.83	142,743	137,917	128,750	159,650	42
CLINICAL INSTRUCTOR Fiscal Year	2	1.80	162,045	162,045	159,650	164,440	37
CLINICAL LECTURER Fiscal Year	7	5.94	85,569	65,788	57,647	137,917	38
Total Regular Clinical Instructional Fiscal Year	26	24.36	140,573	143,691	57,647	223,639	42

University of Michigan  
Averages and Ranges of Salaries  
Regular Instructional Faculty, Lecturers and Graduate Student Instructors  
Includes Full-Time and Part-Time Employees  
Obstetrics and Gynecology Dept 2010/2011

IPEDS Codes: 51.1201 60.0238

<u>Job Title</u>	<u>Number of Employees</u>	<u>Sum of FTE</u>	<u>Mean Salary</u>	<u>Median Salary</u>	<u>Minimum Salary</u>	<u>Maximum Salary</u>	<u>Ave Age</u>
Regular Instructional							
PROFESSOR Fiscal Year	10	9.80	206,760	202,500	160,917	309,027	55
ASSOC PROFESSOR Fiscal Year	6	5.00	148,448	171,000	94,760	171,000	49
ASST PROFESSOR Fiscal Year	6	6.00	127,282	150,500	73,998	150,500	43
Total Regular Instructional Fiscal Year	22	20.80	169,181	171,000	73,998	309,027	50
Regular Clinical Instructional							
CLINICAL PROFESSOR Fiscal Year	5	4.90	200,159	212,500	150,793	212,500	53
CLINICAL ASSOC PROF Fiscal Year	4	3.95	181,000	181,000	181,000	181,000	45
CLINICAL ASST PROF Fiscal Year	20	19.10	153,200	155,500	110,000	160,500	39
CLINICAL INSTRUCTOR Fiscal Year	4	3.26	135,500	135,500	135,500	135,500	44
CLINICAL LECTURER Fiscal Year	5	4.08	73,003	58,472	56,285	135,500	33
Total Regular Clinical Instructional Fiscal Year	38	35.29	149,890	155,500	56,285	212,500	41

University of Michigan  
Averages and Ranges of Salaries  
Regular Instructional Faculty, Lecturers and Graduate Student Instructors  
Includes Full-Time and Part-Time Employees  
Ophthalmology & Visual Science 2010/2011

IPEDS Codes: 51.1201 60.0241

<u>Job Title</u>	<u>Number of Employees</u>	<u>Sum of FTE</u>	<u>Mean Salary</u>	<u>Median Salary</u>	<u>Minimum Salary</u>	<u>Maximum Salary</u>	<u>Ave Age</u>
Regular Instructional							
PROFESSOR Fiscal Year	20	19.92	170,285	145,152	101,682	354,600	59
ASSOC PROFESSOR Fiscal Year	8	7.47	151,335	136,066	101,906	250,000	45
ASST PROFESSOR Fiscal Year	5	5.00	147,863	157,500	103,515	163,900	36
Total Regular Instructional Fiscal Year	33	32.39	162,294	145,152	101,682	354,600	52
Regular Clinical Instructional							
CLINICAL PROFESSOR Fiscal Year	1	1.00	123,600	123,600	123,600	123,600	
CLINICAL ASSOC PROF Fiscal Year	1	1.00	116,395	116,395	116,395	116,395	
CLINICAL ASST PROF Fiscal Year	12	10.25	101,142	100,000	66,000	180,000	45
CLINICAL INSTRUCTOR Fiscal Year	12	10.65	98,297	90,000	45,277	160,000	41
CLINICAL LECTURER Fiscal Year	13	10.81	55,385	40,000	40,000	160,000	32
Total Regular Clinical Instructional Fiscal Year	39	33.71	85,981	88,000	40,000	180,000	40

University of Michigan  
Averages and Ranges of Salaries  
Regular Instructional Faculty, Lecturers and Graduate Student Instructors  
Includes Full-Time and Part-Time Employees  
Otorhinolaryngology Department 2010/2011

IPEDS Codes: 51.1201 60.0243

<u>Job Title</u>	<u>Number of Employees</u>	<u>Sum of FTE</u>	<u>Mean Salary</u>	<u>Median Salary</u>	<u>Minimum Salary</u>	<u>Maximum Salary</u>	<u>Ave Age</u>
Regular Instructional							
PROFESSOR Fiscal Year	18	17.80	207,096	230,854	122,852	240,000	59
ASSOC PROFESSOR Fiscal Year	3	2.75	178,311	220,000	94,933	220,000	47
ASST PROFESSOR Fiscal Year	3	2.80	161,624	200,000	84,872	200,000	39
Total Regular Instructional Fiscal Year	24	23.35	197,814	217,976	84,872	240,000	55
Regular Clinical Instructional							
CLINICAL PROFESSOR Fiscal Year	2	2.00	207,379	207,379	174,758	240,000	52
CLINICAL ASSOC PROF Fiscal Year	4	3.70	220,000	220,000	220,000	220,000	46
CLINICAL ASST PROF Fiscal Year	6	5.20	196,726	200,000	180,357	200,000	42
CLINICAL LECTURER Fiscal Year	7	6.19	81,143	64,829	61,172	190,000	32
Total Regular Clinical Instructional Fiscal Year	19	17.09	160,164	200,000	61,172	240,000	40

University of Michigan  
Averages and Ranges of Salaries  
Regular Instructional Faculty, Lecturers and Graduate Student Instructors  
Includes Full-Time and Part-Time Employees  
Pathology Department      2010/2011

IPEDS Codes:    26.0910    51.1201

<u>Job Title</u>	<u>Number of Employees</u>	<u>Sum of FTE</u>	<u>Mean Salary</u>	<u>Median Salary</u>	<u>Minimum Salary</u>	<u>Maximum Salary</u>	<u>Ave Age</u>
Regular Instructional							
PROFESSOR Fiscal Year	24	22.63	197,165	181,365	148,144	292,632	57
ASSOC PROFESSOR Fiscal Year	9	8.50	143,527	140,808	134,628	158,130	48
ASST PROFESSOR Fiscal Year	9	9.00	110,780	99,616	97,850	143,920	41
Total Regular Instructional Fiscal Year	42	40.13	167,160	164,381	97,850	292,632	52
Regular Clinical Instructional							
CLINICAL PROFESSOR Fiscal Year	7	6.85	168,240	166,763	158,401	178,748	52
CLINICAL ASSOC PROF Fiscal Year	7	7.00	129,004	132,483	104,799	141,476	49
CLINICAL ASST PROF Fiscal Year	19	19.00	113,630	116,238	70,750	131,222	40
CLINICAL LECTURER Fiscal Year	9	9.00	60,988	58,472	55,768	75,000	36
Total Regular Clinical Instructional Fiscal Year	42	41.85	114,014	118,175	55,768	178,748	43



University of Michigan  
Averages and Ranges of Salaries  
Regular Instructional Faculty, Lecturers and Graduate Student Instructors  
Includes Full-Time and Part-Time Employees  
Pediatric & Comm Diseases Dept      2010/2011

IPEDS Codes:    51.1201    60.0251

<u>Job Title</u>	<u>Number of Employees</u>	<u>Sum of FTE</u>	<u>Mean Salary</u>	<u>Median Salary</u>	<u>Minimum Salary</u>	<u>Maximum Salary</u>	<u>Ave Age</u>
Regular Instructional							
PROFESSOR							
Fiscal Year	1	1.00	186,600	186,600	186,600	186,600	
Total Regular Instructional							
Fiscal Year	1	1.00	186,600	186,600	186,600	186,600	

University of Michigan  
Averages and Ranges of Salaries  
Regular Instructional Faculty, Lecturers and Graduate Student Instructors  
Includes Full-Time and Part-Time Employees  
Pediatrics-Endocrinology 2010/2011

IPEDS Codes: 51.1201 60.0246

<u>Job Title</u>	<u>Number of Employees</u>	<u>Sum of FTE</u>	<u>Mean Salary</u>	<u>Median Salary</u>	<u>Minimum Salary</u>	<u>Maximum Salary</u>	<u>Ave Age</u>
Regular Instructional							
PROFESSOR Fiscal Year	3	3.00	182,051	180,042	166,412	199,700	58
ASST PROFESSOR Fiscal Year	2	2.00	124,863	124,863	124,669	125,056	41
Total Regular Instructional Fiscal Year	5	5.00	159,176	166,412	124,669	199,700	51
Regular Clinical Instructional							
CLINICAL ASSOC PROF Fiscal Year	1	1.00	143,949	143,949	143,949	143,949	
CLINICAL ASST PROF Fiscal Year	2	2.00	125,405	125,405	125,000	125,810	44
Total Regular Clinical Instructional Fiscal Year	3	3.00	131,586	125,810	125,000	143,949	46

University of Michigan  
Averages and Ranges of Salaries  
Regular Instructional Faculty, Lecturers and Graduate Student Instructors  
Includes Full-Time and Part-Time Employees  
Pediatrics-Ambulatory Care Pgm 2010/2011

IPEDS Codes: 51.1201 60.0251

<u>Job Title</u>	<u>Number of Employees</u>	<u>Sum of FTE</u>	<u>Mean Salary</u>	<u>Median Salary</u>	<u>Minimum Salary</u>	<u>Maximum Salary</u>	<u>Ave Age</u>
Regular Instructional							
PROFESSOR Fiscal Year	1	1.00	199,700	199,700	199,700	199,700	
ASSOC PROFESSOR Fiscal Year	1	1.00	158,945	158,945	158,945	158,945	
ASST PROFESSOR Fiscal Year	5	4.85	125,739	125,984	124,760	125,984	42
Total Regular Instructional Fiscal Year	7	6.85	141,049	125,984	124,760	199,700	43
Regular Clinical Instructional							
CLINICAL PROFESSOR Fiscal Year	1	1.00	141,630	141,630	141,630	141,630	
CLINICAL ASST PROF Fiscal Year	22	18.88	92,709	91,140	91,140	125,664	47
CLINICAL INSTRUCTOR Fiscal Year	7	6.25	91,140	91,140	91,140	91,140	38
CLINICAL LECTURER Fiscal Year	5	3.72	85,147	91,140	61,172	91,141	33
Total Regular Clinical Instructional Fiscal Year	35	29.85	92,713	91,140	61,172	141,630	43

University of Michigan  
Averages and Ranges of Salaries  
Regular Instructional Faculty, Lecturers and Graduate Student Instructors  
Includes Full-Time and Part-Time Employees  
Pediatrics-Cardiology 2010/2011

IPEDS Codes: 51.1201 60.0245

<u>Job Title</u>	<u>Number of Employees</u>	<u>Sum of FTE</u>	<u>Mean Salary</u>	<u>Median Salary</u>	<u>Minimum Salary</u>	<u>Maximum Salary</u>	<u>Ave Age</u>
Regular Instructional							
PROFESSOR Fiscal Year	4	4.00	186,600	186,600	186,600	186,600	63
ASSOC PROFESSOR Fiscal Year	2	2.00	158,919	158,919	142,737	175,100	52
ASST PROFESSOR Fiscal Year	1	1.00	120,000	120,000	120,000	120,000	
Total Regular Instructional Fiscal Year	7	7.00	169,177	186,600	120,000	186,600	55
Regular Clinical Instructional							
CLINICAL PROFESSOR Fiscal Year	5	4.10	203,549	186,600	186,600	230,000	55
CLINICAL ASSOC PROF Fiscal Year	5	4.75	170,407	170,000	150,000	200,035	48
CLINICAL ASST PROF Fiscal Year	9	8.80	147,128	150,000	120,000	169,950	37
CLINICAL LECTURER Fiscal Year	3	3.00	75,000	75,000	75,000	75,000	35
Total Regular Clinical Instructional Fiscal Year	22	20.65	155,406	152,500	75,000	230,000	43

University of Michigan  
Averages and Ranges of Salaries  
Regular Instructional Faculty, Lecturers and Graduate Student Instructors  
Includes Full-Time and Part-Time Employees  
Pediatrics-Neonatal/Perinatal 2010/2011

IPEDS Codes: 51.1201 60.0251

<u>Job Title</u>	<u>Number of Employees</u>	<u>Sum of FTE</u>	<u>Mean Salary</u>	<u>Median Salary</u>	<u>Minimum Salary</u>	<u>Maximum Salary</u>	<u>Ave Age</u>
Regular Instructional							
PROFESSOR Fiscal Year	3	3.00	194,433	186,600	186,600	210,100	57
Total Regular Instructional Fiscal Year	3	3.00	194,433	186,600	186,600	210,100	57
Regular Clinical Instructional							
CLINICAL ASSOC PROF Fiscal Year	2	2.00	168,400	168,400	146,800	190,000	46
CLINICAL ASST PROF Fiscal Year	1	1.00	157,397	157,397	157,397	157,397	
CLINICAL LECTURER Fiscal Year	6	5.40	116,167	112,500	110,000	132,000	33
Total Regular Clinical Instructional Fiscal Year	9	8.40	132,355	120,000	110,000	190,000	38

University of Michigan  
Averages and Ranges of Salaries  
Regular Instructional Faculty, Lecturers and Graduate Student Instructors  
Includes Full-Time and Part-Time Employees  
Pediatrics-Genetics      2010/2011

IPEDS Codes:    51.1201    60.0251

<u>Job Title</u>	<u>Number of Employees</u>	<u>Sum of FTE</u>	<u>Mean Salary</u>	<u>Median Salary</u>	<u>Minimum Salary</u>	<u>Maximum Salary</u>	<u>Ave Age</u>
Regular Instructional							
ASSOC PROFESSOR Fiscal Year	1	1.00	136,445	136,445	136,445	136,445	
ASST PROFESSOR Fiscal Year	1	1.00	117,285	117,285	117,285	117,285	
Total Regular Instructional Fiscal Year	2	2.00	126,865	126,865	117,285	136,445	45
Regular Clinical Instructional							
CLINICAL ASST PROF Fiscal Year	1	1.00	120,000	120,000	120,000	120,000	
CLINICAL LECTURER Fiscal Year	1	1.00	85,000	85,000	85,000	85,000	
Total Regular Clinical Instructional Fiscal Year	2	2.00	102,500	102,500	85,000	120,000	45

University of Michigan  
Averages and Ranges of Salaries  
Regular Instructional Faculty, Lecturers and Graduate Student Instructors  
Includes Full-Time and Part-Time Employees  
Pediatrics-Hematology/Oncology 2010/2011

IPEDS Codes: 51.1201 60.0247

<u>Job Title</u>	<u>Number of Employees</u>	<u>Sum of FTE</u>	<u>Mean Salary</u>	<u>Median Salary</u>	<u>Minimum Salary</u>	<u>Maximum Salary</u>	<u>Ave Age</u>
Regular Instructional							
PROFESSOR Fiscal Year	3	3.00	201,233	199,700	186,600	217,400	60
ASSOC PROFESSOR Fiscal Year	2	2.00	160,140	160,140	136,883	183,397	45
ASST PROFESSOR Fiscal Year	3	3.00	126,050	135,000	108,150	135,000	41
Total Regular Instructional Fiscal Year	8	8.00	162,766	160,140	108,150	217,400	49
Regular Clinical Instructional							
CLINICAL PROFESSOR Fiscal Year	2	2.00	168,639	168,639	161,700	175,577	50
CLINICAL ASSOC PROF Fiscal Year	2	2.00	162,300	162,300	138,000	186,600	45
CLINICAL ASST PROF Fiscal Year	4	4.00	118,411	118,704	93,015	143,222	42
CLINICAL LECTURER Fiscal Year	3	3.00	96,358	87,550	85,000	116,523	37
Total Regular Clinical Instructional Fiscal Year	11	11.00	129,509	122,408	85,000	186,600	43

University of Michigan  
Averages and Ranges of Salaries  
Regular Instructional Faculty, Lecturers and Graduate Student Instructors  
Includes Full-Time and Part-Time Employees  
Pediatrics-Neurology      2010/2011

IPEDS Codes:    51.1201    60.0266

<u>Job Title</u>	<u>Number of Employees</u>	<u>Sum of FTE</u>	<u>Mean Salary</u>	<u>Median Salary</u>	<u>Minimum Salary</u>	<u>Maximum Salary</u>	<u>Ave Age</u>
Regular Instructional							
PROFESSOR Fiscal Year	2	2.00	187,677	187,677	179,018	196,336	61
ASST PROFESSOR Fiscal Year	1	1.00	126,175	126,175	126,175	126,175	
Total Regular Instructional Fiscal Year	3	3.00	167,176	179,018	126,175	196,336	54
Regular Clinical Instructional							
CLINICAL PROFESSOR Fiscal Year	2	2.00	186,600	186,600	186,600	186,600	53
CLINICAL ASSOC PROF Fiscal Year	1	0.85	137,360	137,360	137,360	137,360	
CLINICAL ASST PROF Fiscal Year	2	1.80	134,265	134,265	131,250	137,280	38
Total Regular Clinical Instructional Fiscal Year	5	4.65	155,818	137,360	131,250	186,600	46



University of Michigan  
Averages and Ranges of Salaries  
Regular Instructional Faculty, Lecturers and Graduate Student Instructors  
Includes Full-Time and Part-Time Employees  
Pediatric Hospitalists 2010/2011

IPEDS Codes: 51.1201 60.0251

<u>Job Title</u>	<u>Number of Employees</u>	<u>Sum of FTE</u>	<u>Mean Salary</u>	<u>Median Salary</u>	<u>Minimum Salary</u>	<u>Maximum Salary</u>	<u>Ave Age</u>
Regular Clinical Instructional							
CLINICAL PROFESSOR Fiscal Year	1	1.00	186,590	186,590	186,590	186,590	
CLINICAL ASST PROF Fiscal Year	8	7.25	129,358	129,815	103,000	145,917	41
CLINICAL LECTURER Fiscal Year	3	2.50	105,333	110,000	92,000	114,000	31
Total Regular Clinical Instructional Fiscal Year	12	10.75	128,121	124,115	92,000	186,590	40

University of Michigan  
Averages and Ranges of Salaries  
Regular Instructional Faculty, Lecturers and Graduate Student Instructors  
Includes Full-Time and Part-Time Employees  
Child Behavioral Health 2010/2011

IPEDS Codes: 51.1201 60.0251

<u>Job Title</u>	<u>Number of Employees</u>	<u>Sum of FTE</u>	<u>Mean Salary</u>	<u>Median Salary</u>	<u>Minimum Salary</u>	<u>Maximum Salary</u>	<u>Ave Age</u>
Regular Instructional							
PROFESSOR Fiscal Year	1	1.00	163,770	163,770	163,770	163,770	
ASST PROFESSOR Fiscal Year	1	1.00	132,905	132,905	132,905	132,905	
Total Regular Instructional Fiscal Year	2	2.00	148,338	148,338	132,905	163,770	47
Regular Clinical Instructional							
CLINICAL PROFESSOR Fiscal Year	1	1.00	150,000	150,000	150,000	150,000	
CLINICAL ASSOC PROF Fiscal Year	1	1.00	139,051	139,051	139,051	139,051	
CLINICAL ASST PROF Fiscal Year	6	6.00	90,278	70,360	68,000	133,900	36
Total Regular Clinical Instructional Fiscal Year	8	8.00	103,840	100,360	68,000	150,000	41

University of Michigan  
Averages and Ranges of Salaries  
Regular Instructional Faculty, Lecturers and Graduate Student Instructors  
Includes Full-Time and Part-Time Employees  
Pediatrics-Immun/Rheumatology 2010/2011

IPEDS Codes: 51.1201 60.0251

<u>Job Title</u>	<u>Number of Employees</u>	<u>Sum of FTE</u>	<u>Mean Salary</u>	<u>Median Salary</u>	<u>Minimum Salary</u>	<u>Maximum Salary</u>	<u>Ave Age</u>
Regular Clinical Instructional							
CLINICAL PROFESSOR Fiscal Year	1	1.00	159,184	159,184	159,184	159,184	
CLINICAL ASSOC PROF Fiscal Year	1	1.00	145,875	145,875	145,875	145,875	
Total Regular Clinical Instructional Fiscal Year	2	2.00	152,530	152,530	145,875	159,184	54

University of Michigan  
Averages and Ranges of Salaries  
Regular Instructional Faculty, Lecturers and Graduate Student Instructors  
Includes Full-Time and Part-Time Employees  
Pediatrics-Gastroenterology 2010/2011

IPEDS Codes: 51.1201 60.0251

<u>Job Title</u>	<u>Number of Employees</u>	<u>Sum of FTE</u>	<u>Mean Salary</u>	<u>Median Salary</u>	<u>Minimum Salary</u>	<u>Maximum Salary</u>	<u>Ave Age</u>
Regular Instructional							
PROFESSOR Fiscal Year	1	1.00	186,600	186,600	186,600	186,600	
ASSOC PROFESSOR Fiscal Year	1	1.00	147,519	147,519	147,519	147,519	
ASST PROFESSOR Fiscal Year	1	1.00	132,500	132,500	132,500	132,500	
Total Regular Instructional Fiscal Year	3	3.00	155,540	147,519	132,500	186,600	49
Regular Clinical Instructional							
CLINICAL ASSOC PROF Fiscal Year	2	2.00	162,982	162,982	150,000	175,963	57
CLINICAL LECTURER Fiscal Year	1	1.00	120,000	120,000	120,000	120,000	
Total Regular Clinical Instructional Fiscal Year	3	3.00	148,654	150,000	120,000	175,963	53

University of Michigan  
Averages and Ranges of Salaries  
Regular Instructional Faculty, Lecturers and Graduate Student Instructors  
Includes Full-Time and Part-Time Employees  
Pediatrics-Infectious Diseases 2010/2011

IPEDS Codes: 51.1201 60.0251

<u>Job Title</u>	<u>Number of Employees</u>	<u>Sum of FTE</u>	<u>Mean Salary</u>	<u>Median Salary</u>	<u>Minimum Salary</u>	<u>Maximum Salary</u>	<u>Ave Age</u>
Regular Instructional							
PROFESSOR Fiscal Year	2	2.00	196,700	196,700	196,700	196,700	61
ASSOC PROFESSOR Fiscal Year	1	1.00	124,146	124,146	124,146	124,146	
ASST PROFESSOR Fiscal Year	2	2.00	115,751	115,751	112,010	119,491	40
Total Regular Instructional Fiscal Year	5	5.00	149,809	124,146	112,010	196,700	51
Regular Clinical Instructional							
CLINICAL LECTURER Fiscal Year	1	1.00	85,000	85,000	85,000	85,000	
Total Regular Clinical Instructional Fiscal Year	1	1.00	85,000	85,000	85,000	85,000	

University of Michigan  
Averages and Ranges of Salaries  
Regular Instructional Faculty, Lecturers and Graduate Student Instructors  
Includes Full-Time and Part-Time Employees  
Pediatrics-Nephrology 2010/2011

IPEDS Codes: 51.1201 60.0248

<u>Job Title</u>	<u>Number of Employees</u>	<u>Sum of FTE</u>	<u>Mean Salary</u>	<u>Median Salary</u>	<u>Minimum Salary</u>	<u>Maximum Salary</u>	<u>Ave Age</u>
Regular Instructional							
ASSOC PROFESSOR Fiscal Year	2	2.00	155,983	155,983	139,125	172,841	48
ASST PROFESSOR Fiscal Year	1	1.00	128,750	128,750	128,750	128,750	
Total Regular Instructional Fiscal Year	3	3.00	146,905	139,125	128,750	172,841	45
Regular Clinical Instructional							
CLINICAL ASST PROF Fiscal Year	1	1.00	140,000	140,000	140,000	140,000	
CLINICAL LECTURER Fiscal Year	1	1.00	115,000	115,000	115,000	115,000	
Total Regular Clinical Instructional Fiscal Year	2	2.00	127,500	127,500	115,000	140,000	39

University of Michigan  
Averages and Ranges of Salaries  
Regular Instructional Faculty, Lecturers and Graduate Student Instructors  
Includes Full-Time and Part-Time Employees  
Pediatrics-Intensive Care 2010/2011

IPEDS Codes: 51.1201 60.0251

<u>Job Title</u>	<u>Number of Employees</u>	<u>Sum of FTE</u>	<u>Mean Salary</u>	<u>Median Salary</u>	<u>Minimum Salary</u>	<u>Maximum Salary</u>	<u>Ave Age</u>
Regular Instructional							
PROFESSOR Fiscal Year	3	3.00	193,333	196,700	186,600	196,700	57
ASSOC PROFESSOR Fiscal Year	2	2.00	198,605	198,605	172,210	225,000	47
ASST PROFESSOR Fiscal Year	2	2.00	149,768	149,768	143,135	156,400	41
Total Regular Instructional Fiscal Year	7	7.00	182,392	186,600	143,135	225,000	49
Regular Clinical Instructional							
CLINICAL ASST PROF Fiscal Year	2	2.00	130,013	130,013	120,000	140,026	41
Total Regular Clinical Instructional Fiscal Year	2	2.00	130,013	130,013	120,000	140,026	41

University of Michigan  
Averages and Ranges of Salaries  
Regular Instructional Faculty, Lecturers and Graduate Student Instructors  
Includes Full-Time and Part-Time Employees  
Pediatrics-Pulmonary Medicine 2010/2011

IPEDS Codes: 51.1201 60.0251

<u>Job Title</u>	<u>Number of Employees</u>	<u>Sum of FTE</u>	<u>Mean Salary</u>	<u>Median Salary</u>	<u>Minimum Salary</u>	<u>Maximum Salary</u>	<u>Ave Age</u>
Regular Instructional							
PROFESSOR Fiscal Year	2	2.00	193,150	193,150	186,600	199,700	56
ASST PROFESSOR Fiscal Year	2	2.00	131,289	131,289	130,000	132,577	42
Total Regular Instructional Fiscal Year	4	4.00	162,219	159,589	130,000	199,700	49
Regular Clinical Instructional							
CLINICAL ASSOC PROF Fiscal Year	1	1.00	136,475	136,475	136,475	136,475	
CLINICAL ASST PROF Fiscal Year	2	2.00	126,329	126,329	124,444	128,214	43
CLINICAL LECTURER Fiscal Year	2	1.44	92,500	92,500	85,000	100,000	39
Total Regular Clinical Instructional Fiscal Year	5	4.44	114,827	124,444	85,000	136,475	41



University of Michigan  
Averages and Ranges of Salaries  
Regular Instructional Faculty, Lecturers and Graduate Student Instructors  
Includes Full-Time and Part-Time Employees  
Pharmacology Department      2010/2011

IPEDS Codes:    26.1001    51.1201

<u>Job Title</u>	<u>Number of Employees</u>	<u>Sum of FTE</u>	<u>Mean Salary</u>	<u>Median Salary</u>	<u>Minimum Salary</u>	<u>Maximum Salary</u>	<u>Ave Age</u>
Regular Instructional							
PROFESSOR Fiscal Year	15	15.00	155,182	155,530	115,300	212,146	62
ASSOC PROFESSOR Fiscal Year	3	3.00	117,977	123,600	105,700	124,630	45
ASST PROFESSOR Fiscal Year	2	2.00	102,147	102,147	97,850	106,444	41
Total Regular Instructional Fiscal Year	20	20.00	144,298	141,849	97,850	212,146	57
Graduate Student Instructor							
GRAD STU INSTR University Year	1	0.09	34,540	34,540	34,540	34,540	
Total Graduate Student Instructor University Year	1	0.09	34,540	34,540	34,540	34,540	

University of Michigan  
Averages and Ranges of Salaries  
Regular Instructional Faculty, Lecturers and Graduate Student Instructors  
Includes Full-Time and Part-Time Employees  
Physical Medicine & Rehab Dept      2010/2011

IPEDS Codes:    51.1201    60.0252

<u>Job Title</u>	<u>Number of Employees</u>	<u>Sum of FTE</u>	<u>Mean Salary</u>	<u>Median Salary</u>	<u>Minimum Salary</u>	<u>Maximum Salary</u>	<u>Ave Age</u>
Regular Instructional							
PROFESSOR Fiscal Year	3	3.00	156,887	132,530	132,530	205,602	55
ASSOC PROFESSOR Fiscal Year	4	4.00	153,212	149,400	113,300	200,749	52
ASST PROFESSOR Fiscal Year	5	4.44	87,241	84,975	84,975	90,640	39
Total Regular Instructional Fiscal Year	12	11.44	126,643	119,480	84,975	205,602	47
Regular Clinical Instructional							
CLINICAL PROFESSOR Fiscal Year	5	4.30	185,147	205,602	132,530	207,231	61
CLINICAL ASSOC PROF Fiscal Year	5	4.80	149,203	173,139	113,300	173,139	52
CLINICAL ASST PROF Fiscal Year	11	9.50	143,897	156,907	84,975	157,664	43
CLINICAL INSTRUCTOR Fiscal Year	8	7.75	137,482	146,086	77,250	146,087	40
CLINICAL LECTURER Fiscal Year	4	4.00	123,636	146,086	56,285	146,086	35
Total Regular Clinical Instructional Fiscal Year	33	30.35	146,940	146,087	56,285	207,231	46

University of Michigan  
Averages and Ranges of Salaries  
Regular Instructional Faculty, Lecturers and Graduate Student Instructors  
Includes Full-Time and Part-Time Employees  
Molec & Integrative Physiology 2010/2011

IPEDS Codes: 26.0902 26.0901

<u>Job Title</u>	<u>Number of Employees</u>	<u>Sum of FTE</u>	<u>Mean Salary</u>	<u>Median Salary</u>	<u>Minimum Salary</u>	<u>Maximum Salary</u>	<u>Ave Age</u>
Regular Instructional							
PROFESSOR Fiscal Year	11	10.89	180,481	159,650	139,137	315,000	58
ASSOC PROFESSOR Fiscal Year	7	7.00	123,659	120,570	112,090	144,200	47
ASST PROFESSOR Fiscal Year	3	3.00	95,899	92,700	92,700	102,298	35
Total Regular Instructional Fiscal Year	21	20.89	149,457	144,200	92,700	315,000	51
LEO - Lecturers							
LEO Lecturer IV Fiscal Year	1	1.00	61,500	61,500	61,500	61,500	
Total LEO - Lecturers Fiscal Year	1	1.00	61,500	61,500	61,500	61,500	
Graduate Student Instructor							
GRAD STU INSTR University Year	3	0.47	34,540	34,540	34,540	34,540	25
Total Graduate Student Instructor University Year	3	0.47	34,540	34,540	34,540	34,540	25

University of Michigan  
 Averages and Ranges of Salaries  
 Regular Instructional Faculty, Lecturers and Graduate Student Instructors  
 Includes Full-Time and Part-Time Employees  
 Med Ed/Towsley Ctr Activities 2010/2011

IPEDS Codes: 51.9999

<u>Job Title</u>	<u>Number of Employees</u>	<u>Sum of FTE</u>	<u>Mean Salary</u>	<u>Median Salary</u>	<u>Minimum Salary</u>	<u>Maximum Salary</u>	<u>Ave Age</u>
Regular Instructional							
PROFESSOR							
Fiscal Year	1	0.80	168,122	168,122	168,122	168,122	
Total Regular Instructional							
Fiscal Year	1	0.80	168,122	168,122	168,122	168,122	

University of Michigan  
Averages and Ranges of Salaries  
Regular Instructional Faculty, Lecturers and Graduate Student Instructors  
Includes Full-Time and Part-Time Employees  
Med Ed/Ofc of Ed Resources&Res 2010/2011

IPEDS Codes: 51.9999

<u>Job Title</u>	<u>Number of Employees</u>	<u>Sum of FTE</u>	<u>Mean Salary</u>	<u>Median Salary</u>	<u>Minimum Salary</u>	<u>Maximum Salary</u>	<u>Ave Age</u>
Regular Instructional							
PROFESSOR Fiscal Year	5	4.40	163,261	160,558	158,816	169,033	59
ASSOC PROFESSOR Fiscal Year	1	1.00	119,878	119,878	119,878	119,878	
ASST PROFESSOR Fiscal Year	3	3.00	103,395	102,000	97,618	110,567	45
Total Regular Instructional Fiscal Year	9	8.40	138,485	158,816	97,618	169,033	52

University of Michigan  
Averages and Ranges of Salaries  
Regular Instructional Faculty, Lecturers and Graduate Student Instructors  
Includes Full-Time and Part-Time Employees  
Psychiatry Department 2010/2011

IPEDS Codes: 51.1201 60.0255

<u>Job Title</u>	<u>Number of Employees</u>	<u>Sum of FTE</u>	<u>Mean Salary</u>	<u>Median Salary</u>	<u>Minimum Salary</u>	<u>Maximum Salary</u>	<u>Ave Age</u>
Regular Instructional							
PROFESSOR Fiscal Year	17	14.81	197,787	193,929	120,741	260,141	58
ASSOC PROFESSOR Fiscal Year	16	11.23	171,838	169,542	110,000	261,599	52
ASST PROFESSOR Fiscal Year	13	11.05	128,723	148,625	95,249	155,000	39
Total Regular Instructional Fiscal Year	46	37.09	169,243	173,291	95,249	261,599	51
Regular Clinical Instructional							
CLINICAL PROFESSOR Fiscal Year	5	5.00	197,656	195,492	193,325	206,000	55
CLINICAL ASSOC PROF Fiscal Year	2	1.64	132,833	132,833	97,338	168,328	56
CLINICAL ASST PROF Fiscal Year	20	17.48	135,244	152,283	84,457	158,860	44
CLINICAL INSTRUCTOR Fiscal Year	8	6.80	124,000	124,000	124,000	124,000	37
CLINICAL LECTURER Fiscal Year	7	6.71	99,452	94,662	75,000	124,000	36
Total Regular Clinical Instructional Fiscal Year	42	37.63	134,452	124,000	75,000	206,000	43

University of Michigan  
Averages and Ranges of Salaries  
Regular Instructional Faculty, Lecturers and Graduate Student Instructors  
Includes Full-Time and Part-Time Employees  
Department of Radiology 2010/2011

IPEDS Codes: 51.1201 60.0215

<u>Job Title</u>	<u>Number of Employees</u>	<u>Sum of FTE</u>	<u>Mean Salary</u>	<u>Median Salary</u>	<u>Minimum Salary</u>	<u>Maximum Salary</u>	<u>Ave Age</u>
Regular Instructional							
PROFESSOR Fiscal Year	34	32.97	198,773	200,000	168,000	339,288	58
ASSOC PROFESSOR Fiscal Year	6	5.50	200,000	200,000	200,000	200,000	48
ASST PROFESSOR Fiscal Year	7	6.50	157,671	160,000	93,000	200,000	37
Total Regular Instructional Fiscal Year	47	44.97	192,808	200,000	93,000	339,288	54
Regular Clinical Instructional							
CLINICAL PROFESSOR Fiscal Year	2	2.00	200,000	200,000	200,000	200,000	54
CLINICAL ASSOC PROF Fiscal Year	15	13.75	200,000	200,000	200,000	200,000	47
CLINICAL ASST PROF Fiscal Year	38	33.83	198,605	200,000	147,000	200,000	44
CLINICAL LECTURER Fiscal Year	27	24.48	124,363	83,568	58,210	200,000	36
Total Regular Clinical Instructional Fiscal Year	82	74.06	174,449	200,000	58,210	200,000	42

University of Michigan  
Averages and Ranges of Salaries  
Regular Instructional Faculty, Lecturers and Graduate Student Instructors  
Includes Full-Time and Part-Time Employees  
Radiation Oncology - Ann Arbor 2010/2011

IPEDS Codes: 51.1201 60.0258

<u>Job Title</u>	<u>Number of Employees</u>	<u>Sum of FTE</u>	<u>Mean Salary</u>	<u>Median Salary</u>	<u>Minimum Salary</u>	<u>Maximum Salary</u>	<u>Ave Age</u>
Regular Instructional							
PROFESSOR Fiscal Year	10	10.00	204,175	189,461	164,661	326,037	56
ASSOC PROFESSOR Fiscal Year	2	2.00	120,832	120,832	104,491	137,173	53
ASST PROFESSOR Fiscal Year	3	3.00	167,133	199,700	102,000	199,700	39
Total Regular Instructional Fiscal Year	15	15.00	185,654	189,236	102,000	326,037	52
Regular Clinical Instructional							
CLINICAL PROFESSOR Fiscal Year	4	4.00	199,700	199,700	199,700	199,700	53
CLINICAL ASSOC PROF Fiscal Year	5	4.38	176,018	168,127	150,259	208,043	47
CLINICAL ASST PROF Fiscal Year	13	11.51	174,601	181,496	112,688	201,501	43
CLINICAL INSTRUCTOR Fiscal Year	6	5.10	175,427	192,450	134,130	199,700	41
Total Regular Clinical Instructional Fiscal Year	28	24.99	178,617	195,192	112,688	208,043	44



University of Michigan  
Averages and Ranges of Salaries  
Regular Instructional Faculty, Lecturers and Graduate Student Instructors  
Includes Full-Time and Part-Time Employees  
Surgery Department      2010/2011

IPEDS Codes:    51.1201    60.0221

<u>Job Title</u>	<u>Number of Employees</u>	<u>Sum of FTE</u>	<u>Mean Salary</u>	<u>Median Salary</u>	<u>Minimum Salary</u>	<u>Maximum Salary</u>	<u>Ave Age</u>
Regular Instructional							
PROFESSOR Fiscal Year	2	2.00	200,442	200,442	180,883	220,000	51
ASSOC PROFESSOR Fiscal Year	2	2.00	146,507	146,507	118,178	174,836	45
ASST PROFESSOR Fiscal Year	1	1.00	142,055	142,055	142,055	142,055	
Total Regular Instructional Fiscal Year	5	5.00	167,191	174,836	118,178	220,000	47

University of Michigan  
 Averages and Ranges of Salaries  
 Regular Instructional Faculty, Lecturers and Graduate Student Instructors  
 Includes Full-Time and Part-Time Employees  
 Emergency Medicine Admin      2010/2011

IPEDS Codes:    51.1201    60.0216

<u>Job Title</u>	<u>Number of Employees</u>	<u>Sum of FTE</u>	<u>Mean Salary</u>	<u>Median Salary</u>	<u>Minimum Salary</u>	<u>Maximum Salary</u>	<u>Ave Age</u>
Regular Clinical Instructional							
CLINICAL LECTURER Fiscal Year	1	1.00	72,900	72,900	72,900	72,900	
Total Regular Clinical Instructional Fiscal Year	1	1.00	72,900	72,900	72,900	72,900	

University of Michigan  
Averages and Ranges of Salaries  
Regular Instructional Faculty, Lecturers and Graduate Student Instructors  
Includes Full-Time and Part-Time Employees  
Emergency Medicine UM Adult 2010/2011

IPEDS Codes: 60.0216

<u>Job Title</u>	<u>Number of Employees</u>	<u>Sum of FTE</u>	<u>Mean Salary</u>	<u>Median Salary</u>	<u>Minimum Salary</u>	<u>Maximum Salary</u>	<u>Ave Age</u>
Regular Instructional							
PROFESSOR Fiscal Year	1	1.00	241,779	241,779	241,779	241,779	
ASSOC PROFESSOR Fiscal Year	4	4.00	219,014	218,850	218,850	219,504	44
ASST PROFESSOR Fiscal Year	1	1.00	162,930	162,930	162,930	162,930	
Total Regular Instructional Fiscal Year	6	6.00	213,461	218,850	162,930	241,779	45
Regular Clinical Instructional							
CLINICAL ASSOC PROF Fiscal Year	4	4.00	207,524	205,872	199,500	218,850	56
CLINICAL ASST PROF Fiscal Year	12	12.00	183,682	188,095	162,720	200,503	46
CLINICAL INSTRUCTOR Fiscal Year	9	8.67	174,308	168,582	157,950	188,460	38
CLINICAL LECTURER Fiscal Year	5	4.39	153,583	162,720	97,395	182,250	36
Total Regular Clinical Instructional Fiscal Year	30	29.06	179,032	185,374	97,395	218,850	43

University of Michigan  
Averages and Ranges of Salaries  
Regular Instructional Faculty, Lecturers and Graduate Student Instructors  
Includes Full-Time and Part-Time Employees  
Emergency Medicine UM CES      2010/2011

IPEDS Codes: 60.0216

<u>Job Title</u>	<u>Number of Employees</u>	<u>Sum of FTE</u>	<u>Mean Salary</u>	<u>Median Salary</u>	<u>Minimum Salary</u>	<u>Maximum Salary</u>	<u>Ave Age</u>
Regular Clinical Instructional							
CLINICAL ASSOC PROF Fiscal Year	2	1.80	205,556	205,556	205,526	205,587	51
CLINICAL ASST PROF Fiscal Year	8	7.85	172,913	170,430	162,832	188,174	43
CLINICAL INSTRUCTOR Fiscal Year	2	2.00	160,365	160,365	157,950	162,780	38
CLINICAL LECTURER Fiscal Year	3	3.00	111,950	113,250	109,350	113,250	34
Total Regular Clinical Instructional Fiscal Year	15	14.65	163,400	162,997	109,350	205,587	42

University of Michigan  
Averages and Ranges of Salaries  
Regular Instructional Faculty, Lecturers and Graduate Student Instructors  
Includes Full-Time and Part-Time Employees  
Emergency Medicine Hurley 2010/2011

IPEDS Codes: 60.0216

<u>Job Title</u>	<u>Number of Employees</u>	<u>Sum of FTE</u>	<u>Mean Salary</u>	<u>Median Salary</u>	<u>Minimum Salary</u>	<u>Maximum Salary</u>	<u>Ave Age</u>
Regular Clinical Instructional							
CLINICAL ASSOC PROF Fiscal Year	2	2.00	185,550	185,550	171,600	199,500	50
CLINICAL ASST PROF Fiscal Year	7	7.00	182,289	182,250	113,910	226,864	47
CLINICAL INSTRUCTOR Fiscal Year	11	10.50	177,232	182,250	157,950	194,250	37
CLINICAL LECTURER Fiscal Year	2	2.00	160,500	160,500	157,950	163,050	36
Total Regular Clinical Instructional Fiscal Year	22	21.50	178,076	182,250	113,910	226,864	41

University of Michigan  
Averages and Ranges of Salaries  
Regular Instructional Faculty, Lecturers and Graduate Student Instructors  
Includes Full-Time and Part-Time Employees  
Medical Observation Unit - EM      2010/2011

IPEDS Codes: 60.0216

<u>Job Title</u>	<u>Number of Employees</u>	<u>Sum of FTE</u>	<u>Mean Salary</u>	<u>Median Salary</u>	<u>Minimum Salary</u>	<u>Maximum Salary</u>	<u>Ave Age</u>
Regular Clinical Instructional							
CLINICAL ASST PROF Fiscal Year	2	2.00	186,141	186,141	184,250	188,031	48
CLINICAL INSTRUCTOR Fiscal Year	3	3.00	181,730	188,460	168,270	188,460	45
CLINICAL LECTURER Fiscal Year	1	1.00	188,460	188,460	188,460	188,460	
Total Regular Clinical Instructional Fiscal Year	6	6.00	184,322	188,246	168,270	188,460	48

University of Michigan  
Averages and Ranges of Salaries  
Regular Instructional Faculty, Lecturers and Graduate Student Instructors  
Includes Full-Time and Part-Time Employees  
GSA - Administration (GSA/ADM) 2010/2011

IPEDS Codes: 51.1201 60.0221

<u>Job Title</u>	<u>Number of Employees</u>	<u>Sum of FTE</u>	<u>Mean Salary</u>	<u>Median Salary</u>	<u>Minimum Salary</u>	<u>Maximum Salary</u>	<u>Ave Age</u>
Regular Instructional							
PROFESSOR Fiscal Year	12	11.20	233,529	220,000	209,699	317,646	52
ASSOC PROFESSOR Fiscal Year	7	6.54	220,000	220,000	220,000	220,000	48
ASST PROFESSOR Fiscal Year	6	5.17	188,198	200,425	97,850	220,000	39
Total Regular Instructional Fiscal Year	25	22.91	218,861	220,000	97,850	317,646	48
Regular Clinical Instructional							
CLINICAL PROFESSOR Fiscal Year	2	2.00	165,000	165,000	165,000	165,000	59
CLINICAL ASSOC PROF Fiscal Year	2	2.00	165,000	165,000	165,000	165,000	50
CLINICAL ASST PROF Fiscal Year	7	5.81	165,000	165,000	165,000	165,000	40
CLINICAL LECTURER Fiscal Year	3	3.00	70,000	70,000	70,000	70,000	39
Total Regular Clinical Instructional Fiscal Year	14	12.81	144,643	165,000	70,000	165,000	44

University of Michigan  
Averages and Ranges of Salaries  
Regular Instructional Faculty, Lecturers and Graduate Student Instructors  
Includes Full-Time and Part-Time Employees  
Transplant Surgery (STX) 2010/2011

IPEDS Codes:

<u>Job Title</u>	<u>Number of Employees</u>	<u>Sum of FTE</u>	<u>Mean Salary</u>	<u>Median Salary</u>	<u>Minimum Salary</u>	<u>Maximum Salary</u>	<u>Ave Age</u>
Regular Instructional							
PROFESSOR Fiscal Year	6	5.50	205,417	220,000	132,503	220,000	55
ASSOC PROFESSOR Fiscal Year	2	2.00	200,177	200,177	180,353	220,000	48
ASST PROFESSOR Fiscal Year	4	3.90	220,000	220,000	220,000	220,000	40
Total Regular Instructional Fiscal Year	12	11.40	209,405	220,000	132,503	220,000	49
Regular Clinical Instructional							
CLINICAL LECTURER Fiscal Year	2	2.00	72,450	72,450	72,100	72,800	34
Total Regular Clinical Instructional Fiscal Year	2	2.00	72,450	72,450	72,100	72,800	34



University of Michigan  
Averages and Ranges of Salaries  
Regular Instructional Faculty, Lecturers and Graduate Student Instructors  
Includes Full-Time and Part-Time Employees  
Cardiac Surgery Section 2010/2011

IPEDS Codes: 51.1201 60.0205

<u>Job Title</u>	<u>Number of Employees</u>	<u>Sum of FTE</u>	<u>Mean Salary</u>	<u>Median Salary</u>	<u>Minimum Salary</u>	<u>Maximum Salary</u>	<u>Ave Age</u>
Regular Instructional							
PROFESSOR Fiscal Year	4	4.00	220,000	220,000	220,000	220,000	58
ASSOC PROFESSOR Fiscal Year	4	4.00	194,403	220,000	117,614	220,000	48
ASST PROFESSOR Fiscal Year	3	3.00	220,000	220,000	220,000	220,000	41
Total Regular Instructional Fiscal Year	11	11.00	210,692	220,000	117,614	220,000	50
Regular Clinical Instructional							
CLINICAL PROFESSOR Fiscal Year	1	1.00	165,000	165,000	165,000	165,000	
CLINICAL ASST PROF Fiscal Year	4	4.00	165,000	165,000	165,000	165,000	46
CLINICAL LECTURER Fiscal Year	2	2.00	73,106	73,106	65,528	80,683	37
Total Regular Clinical Instructional Fiscal Year	7	7.00	138,744	165,000	65,528	165,000	46

University of Michigan  
Averages and Ranges of Salaries  
Regular Instructional Faculty, Lecturers and Graduate Student Instructors  
Includes Full-Time and Part-Time Employees  
Neurosurgery 2010/2011

IPEDS Codes: 51.1201 60.0233

<u>Job Title</u>	<u>Number of Employees</u>	<u>Sum of FTE</u>	<u>Mean Salary</u>	<u>Median Salary</u>	<u>Minimum Salary</u>	<u>Maximum Salary</u>	<u>Ave Age</u>
Regular Instructional							
PROFESSOR Fiscal Year	5	5.00	273,674	275,000	162,363	381,006	54
ASSOC PROFESSOR Fiscal Year	2	2.00	194,868	194,868	114,736	275,000	45
ASST PROFESSOR Fiscal Year	5	5.00	238,035	275,000	90,177	275,000	39
Total Regular Instructional Fiscal Year	12	12.00	245,690	275,000	90,177	381,006	46
Regular Clinical Instructional							
CLINICAL ASSOC PROF Fiscal Year	1	1.00	231,855	231,855	231,855	231,855	
CLINICAL ASST PROF Fiscal Year	6	6.00	235,334	250,000	206,000	250,000	41
CLINICAL LECTURER Fiscal Year	1	0.13	250,000	250,000	250,000	250,000	
Total Regular Clinical Instructional Fiscal Year	8	7.13	236,732	250,000	206,000	250,000	41

University of Michigan  
Averages and Ranges of Salaries  
Regular Instructional Faculty, Lecturers and Graduate Student Instructors  
Includes Full-Time and Part-Time Employees  
Orthopaedic Surgery      2010/2011

IPEDS Codes:    51.1201    60.0242

<u>Job Title</u>	<u>Number of Employees</u>	<u>Sum of FTE</u>	<u>Mean Salary</u>	<u>Median Salary</u>	<u>Minimum Salary</u>	<u>Maximum Salary</u>	<u>Ave Age</u>
Regular Instructional							
PROFESSOR Fiscal Year	4	4.00	218,013	210,000	210,000	242,050	55
ASSOC PROFESSOR Fiscal Year	5	5.00	210,054	205,000	137,303	297,968	48
ASST PROFESSOR Fiscal Year	6	5.11	163,121	189,614	99,498	200,000	39
Total Regular Instructional Fiscal Year	15	14.11	193,403	205,000	99,498	297,968	46
Regular Clinical Instructional							
CLINICAL PROFESSOR Fiscal Year	1	0.63	210,000	210,000	210,000	210,000	
CLINICAL ASSOC PROF Fiscal Year	5	5.00	205,000	205,000	205,000	205,000	49
CLINICAL ASST PROF Fiscal Year	6	5.50	185,833	200,000	115,000	200,000	48
CLINICAL INSTRUCTOR Fiscal Year	3	2.08	187,167	200,000	115,000	246,500	36
CLINICAL LECTURER Fiscal Year	1	0.80	110,000	110,000	110,000	110,000	
Total Regular Clinical Instructional Fiscal Year	16	14.01	188,844	200,000	110,000	246,500	46

University of Michigan  
Averages and Ranges of Salaries  
Regular Instructional Faculty, Lecturers and Graduate Student Instructors  
Includes Full-Time and Part-Time Employees  
Pediatric Surgery Section      2010/2011

IPEDS Codes:    51.1201    60.0250

<u>Job Title</u>	<u>Number of Employees</u>	<u>Sum of FTE</u>	<u>Mean Salary</u>	<u>Median Salary</u>	<u>Minimum Salary</u>	<u>Maximum Salary</u>	<u>Ave Age</u>
Regular Instructional							
PROFESSOR Fiscal Year	3	3.00	220,000	220,000	220,000	220,000	51
ASSOC PROFESSOR Fiscal Year	2	2.00	220,000	220,000	220,000	220,000	47
ASST PROFESSOR Fiscal Year	2	2.00	220,000	220,000	220,000	220,000	39
Total Regular Instructional Fiscal Year	7	7.00	220,000	220,000	220,000	220,000	46
Regular Clinical Instructional							
CLINICAL ASSOC PROF Fiscal Year	1	0.75	165,000	165,000	165,000	165,000	
CLINICAL ASST PROF Fiscal Year	2	2.00	182,500	182,500	165,000	200,000	43
CLINICAL LECTURER Fiscal Year	2	2.00	112,500	112,500	60,000	165,000	34
Total Regular Clinical Instructional Fiscal Year	5	4.75	151,000	165,000	60,000	200,000	43

University of Michigan  
Averages and Ranges of Salaries  
Regular Instructional Faculty, Lecturers and Graduate Student Instructors  
Includes Full-Time and Part-Time Employees  
Plastic Surgery Section 2010/2011

IPEDS Codes: 51.1201 60.0253

<u>Job Title</u>	<u>Number of Employees</u>	<u>Sum of FTE</u>	<u>Mean Salary</u>	<u>Median Salary</u>	<u>Minimum Salary</u>	<u>Maximum Salary</u>	<u>Ave Age</u>
Regular Instructional							
PROFESSOR Fiscal Year	6	5.08	220,000	220,000	220,000	220,000	53
ASSOC PROFESSOR Fiscal Year	1	1.00	220,000	220,000	220,000	220,000	
Total Regular Instructional Fiscal Year	7	6.08	220,000	220,000	220,000	220,000	51
Regular Clinical Instructional							
CLINICAL ASST PROF Fiscal Year	2	2.00	165,000	165,000	165,000	165,000	42
CLINICAL LECTURER Fiscal Year	1	1.00	66,009	66,009	66,009	66,009	
Total Regular Clinical Instructional Fiscal Year	3	3.00	132,003	165,000	66,009	165,000	39

University of Michigan  
 Averages and Ranges of Salaries  
 Regular Instructional Faculty, Lecturers and Graduate Student Instructors  
 Includes Full-Time and Part-Time Employees  
 Thoracic Surgery Section 2010/2011

IPEDS Codes: 51.1201 60.0262

<u>Job Title</u>	<u>Number of Employees</u>	<u>Sum of FTE</u>	<u>Mean Salary</u>	<u>Median Salary</u>	<u>Minimum Salary</u>	<u>Maximum Salary</u>	<u>Ave Age</u>
Regular Instructional							
PROFESSOR Fiscal Year	2	2.00	202,882	202,882	185,764	220,000	62
ASST PROFESSOR Fiscal Year	4	4.00	220,000	220,000	220,000	220,000	39
Total Regular Instructional Fiscal Year	6	6.00	214,294	220,000	185,764	220,000	46

University of Michigan  
Averages and Ranges of Salaries  
Regular Instructional Faculty, Lecturers and Graduate Student Instructors  
Includes Full-Time and Part-Time Employees  
Urology Surgery      2010/2011

IPEDS Codes:    51.1201    60.0263

<u>Job Title</u>	<u>Number of Employees</u>	<u>Sum of FTE</u>	<u>Mean Salary</u>	<u>Median Salary</u>	<u>Minimum Salary</u>	<u>Maximum Salary</u>	<u>Ave Age</u>
Regular Instructional							
PROFESSOR Fiscal Year	12	11.39	205,441	231,677	135,276	245,000	55
ASSOC PROFESSOR Fiscal Year	6	6.00	220,000	220,000	220,000	220,000	42
ASST PROFESSOR Fiscal Year	3	2.75	205,000	205,000	205,000	205,000	35
Total Regular Instructional Fiscal Year	21	20.14	209,538	220,000	135,276	245,000	48
Regular Clinical Instructional							
CLINICAL ASSOC PROF Fiscal Year	2	1.58	220,000	220,000	220,000	220,000	47
CLINICAL ASST PROF Fiscal Year	5	4.44	202,625	205,000	193,126	205,000	39
CLINICAL LECTURER Fiscal Year	3	3.00	69,750	69,748	66,800	72,702	32
Total Regular Clinical Instructional Fiscal Year	10	9.02	166,238	205,000	66,800	220,000	38

University of Michigan  
Averages and Ranges of Salaries  
Regular Instructional Faculty, Lecturers and Graduate Student Instructors  
Includes Full-Time and Part-Time Employees  
Vascular Surgery Section 2010/2011

IPEDS Codes: 51.1201 60.0264

<u>Job Title</u>	<u>Number of Employees</u>	<u>Sum of FTE</u>	<u>Mean Salary</u>	<u>Median Salary</u>	<u>Minimum Salary</u>	<u>Maximum Salary</u>	<u>Ave Age</u>
Regular Instructional							
PROFESSOR Fiscal Year	4	3.50	220,000	220,000	220,000	220,000	61
ASSOC PROFESSOR Fiscal Year	1	1.00	118,170	118,170	118,170	118,170	
ASST PROFESSOR Fiscal Year	2	1.29	220,000	220,000	220,000	220,000	40
Total Regular Instructional Fiscal Year	7	5.79	205,453	220,000	118,170	220,000	53
Regular Clinical Instructional							
CLINICAL PROFESSOR Fiscal Year	1	1.00	165,000	165,000	165,000	165,000	
CLINICAL ASST PROF Fiscal Year	1	0.79	165,000	165,000	165,000	165,000	
CLINICAL LECTURER Fiscal Year	2	1.71	148,301	148,301	148,289	148,312	37
Total Regular Clinical Instructional Fiscal Year	4	3.50	156,650	156,656	148,289	165,000	43



University of Michigan  
Averages and Ranges of Salaries  
Regular Instructional Faculty, Lecturers and Graduate Student Instructors  
Includes Full-Time and Part-Time Employees  
Coll of Arch & Urban Planning 2010/2011

IPEDS Codes: 04.0201 04.0301

<u>Job Title</u>	<u>Number of Employees</u>	<u>Sum of FTE</u>	<u>Mean Salary</u>	<u>Median Salary</u>	<u>Minimum Salary</u>	<u>Maximum Salary</u>	<u>Ave Age</u>
Regular Instructional							
PROFESSOR							
University Year	3	3.00	121,984	122,185	102,338	141,428	65
Fiscal Year	1	1.00	257,672	257,672	257,672	257,672	
ASSOC PROFESSOR							
University Year	16	15.30	91,608	92,388	76,947	104,550	49
ASST PROFESSOR							
University Year	11	11.00	68,761	68,710	62,000	85,000	41
Total Regular Instructional							
University Year	30	29.30	86,268	86,588	62,000	141,428	48
Fiscal Year	1	1.00	257,672	257,672	257,672	257,672	
Regular Clinical Instructional							
CLINICAL PROFESSOR							
University Year	3	2.50	103,000	103,000	103,000	103,000	57
Total Regular Clinical Instructional							
University Year	3	2.50	103,000	103,000	103,000	103,000	57
LEO - Lecturers							
LEO Intermittent Lecturer							
University Year	2	1.50	33,500	33,500	32,000	35,000	30
LEO Lecturer I							
University Year	21	20.00	50,118	48,000	35,875	108,000	33
LEO Lecturer II							
University Year	1	1.00	44,253	44,253	44,253	44,253	
LEO Lecturer III							
Fiscal Year	1	1.00	46,125	46,125	46,125	46,125	
LEO Lecturer IV							
University Year	6	6.00	57,276	56,808	55,000	61,500	45
Fiscal Year	1	1.00	85,334	85,334	85,334	85,334	
Total LEO - Lecturers							

University of Michigan  
Averages and Ranges of Salaries  
Regular Instructional Faculty, Lecturers and Graduate Student Instructors  
Includes Full-Time and Part-Time Employees  
Coll of Arch & Urban Planning 2010/2011

IPEDS Codes: 04.0201 04.0301

<u>Job Title</u>	<u>Number of Employees</u>	<u>Sum of FTE</u>	<u>Mean Salary</u>	<u>Median Salary</u>	<u>Minimum Salary</u>	<u>Maximum Salary</u>	<u>Ave Age</u>
University Year	30	28.50	50,246	48,175	32,000	108,000	35
Fiscal Year	2	2.00	65,730	65,730	46,125	85,334	29
Graduate Student Instructor							
GRAD STU INSTR							
University Year	39	10.76	34,540	34,540	34,540	34,540	28
Total Graduate Student Instructor							
University Year	39	10.76	34,540	34,540	34,540	34,540	28

University of Michigan  
Averages and Ranges of Salaries  
Regular Instructional Faculty, Lecturers and Graduate Student Instructors  
Includes Full-Time and Part-Time Employees  
Urban Planning 2010/2011

IPEDS Codes: 04.0301

<u>Job Title</u>	<u>Number of Employees</u>	<u>Sum of FTE</u>	<u>Mean Salary</u>	<u>Median Salary</u>	<u>Minimum Salary</u>	<u>Maximum Salary</u>	<u>Ave Age</u>
Regular Instructional							
PROFESSOR University Year	4	4.00	119,353	121,113	106,914	128,270	60
ASSOC PROFESSOR University Year	4	4.00	89,092	88,129	86,037	94,072	47
ASST PROFESSOR University Year	3	3.00	64,992	62,000	62,000	70,977	37
Total Regular Instructional University Year	11	11.00	93,523	90,154	62,000	128,270	49
Regular Clinical Instructional							
CLINICAL PROFESSOR Fiscal Year	1	0.50	181,949	181,949	181,949	181,949	
Total Regular Clinical Instructional Fiscal Year	1	0.50	181,949	181,949	181,949	181,949	
LEO - Lecturers							
LEO Intermittent Lecturer University Year	1	0.50	32,000	32,000	32,000	32,000	
LEO Lecturer III University Year	2	1.38	45,264	45,264	41,528	49,000	44
Fiscal Year	1	1.00	57,905	57,905	57,905	57,905	
LEO Lecturer IV University Year	1	1.00	70,064	70,064	70,064	70,064	
Total LEO - Lecturers University Year	4	2.88	48,148	45,264	32,000	70,064	49
Fiscal Year	1	1.00	57,905	57,905	57,905	57,905	

University of Michigan  
Averages and Ranges of Salaries  
Regular Instructional Faculty, Lecturers and Graduate Student Instructors  
Includes Full-Time and Part-Time Employees  
Urban Planning      2010/2011

IPEDS Codes: 04.0301

<u>Job Title</u>	<u>Number of Employees</u>	<u>Sum of FTE</u>	<u>Mean Salary</u>	<u>Median Salary</u>	<u>Minimum Salary</u>	<u>Maximum Salary</u>	<u>Ave Age</u>
Graduate Student Instructor							
GRAD STU INSTR University Year	9	3.80	34,540	34,540	34,540	34,540	31
Total Graduate Student Instructor University Year	9	3.80	34,540	34,540	34,540	34,540	31

University of Michigan  
Averages and Ranges of Salaries  
Regular Instructional Faculty, Lecturers and Graduate Student Instructors  
Includes Full-Time and Part-Time Employees  
School of Art and Design 2010/2011

IPEDS Codes: 50.0701 50.0401

<u>Job Title</u>	<u>Number of Employees</u>	<u>Sum of FTE</u>	<u>Mean Salary</u>	<u>Median Salary</u>	<u>Minimum Salary</u>	<u>Maximum Salary</u>	<u>Ave Age</u>
Regular Instructional							
PROFESSOR							
University Year	12	12.00	105,213	98,129	91,404	131,932	61
Fiscal Year	1	1.00	151,192	151,192	151,192	151,192	
ASSOC PROFESSOR							
University Year	15	14.00	83,457	83,454	75,691	90,257	49
ASST PROFESSOR							
University Year	4	4.00	71,839	71,381	69,336	75,257	37
Total Regular Instructional							
University Year	31	30.00	90,380	87,827	69,336	131,932	52
Fiscal Year	1	1.00	151,192	151,192	151,192	151,192	
LEO - Lecturers							
LEO Lecturer I							
University Year	21	8.50	40,513	39,349	37,091	47,219	39
LEO Lecturer II							
University Year	7	4.29	54,791	50,526	48,692	71,148	57
Total LEO - Lecturers							
University Year	28	12.79	44,083	40,746	37,091	71,148	44
Graduate Student Instructor							
GRAD STU INSTR							
University Year	20	4.80	34,540	34,540	34,540	34,540	29
Total Graduate Student Instructor							
University Year	20	4.80	34,540	34,540	34,540	34,540	29

University of Michigan  
Averages and Ranges of Salaries  
Regular Instructional Faculty, Lecturers and Graduate Student Instructors  
Includes Full-Time and Part-Time Employees  
Ross School of Business 2010/2011

IPEDS Codes: 52.0101

<u>Job Title</u>	<u>Number of Employees</u>	<u>Sum of FTE</u>	<u>Mean Salary</u>	<u>Median Salary</u>	<u>Minimum Salary</u>	<u>Maximum Salary</u>	<u>Ave Age</u>
Regular Instructional							
PROFESSOR							
University Year	57	55.60	223,969	222,000	139,000	327,500	56
Fiscal Year	1	0.56	200,850	200,850	200,850	200,850	
ASSOC PROFESSOR							
University Year	23	23.00	183,130	179,000	105,000	233,000	47
Fiscal Year	1	1.00	210,000	210,000	210,000	210,000	
ASST PROFESSOR							
University Year	31	31.00	159,751	149,500	128,500	198,000	34
Total Regular Instructional							
University Year	111	109.60	197,572	194,000	105,000	327,500	48
Fiscal Year	2	1.56	205,425	205,425	200,850	210,000	47
Regular Clinical Instructional							
CLINICAL PROFESSOR							
University Year	1	0.83	207,000	207,000	207,000	207,000	
Fiscal Year	3	1.51	174,167	163,500	158,000	201,000	54
CLINICAL ASSOC PROF							
University Year	2	2.00	162,204	162,204	156,908	167,500	48
CLINICAL ASST PROF							
University Year	2	2.00	145,000	145,000	136,000	154,000	51
Total Regular Clinical Instructional							
University Year	5	4.83	164,282	156,908	136,000	207,000	52
Fiscal Year	3	1.51	174,167	163,500	158,000	201,000	54
LEO - Lecturers							
LEO Intermittent Lecturer							
University Year	1	0.25	200,000	200,000	200,000	200,000	
Fiscal Year	2	0.69	122,118	122,118	60,000	184,236	50
LEO Lecturer I							
University Year	6	4.45	89,815	81,216	41,242	178,546	49
LEO Lecturer II							

University of Michigan  
Averages and Ranges of Salaries  
Regular Instructional Faculty, Lecturers and Graduate Student Instructors  
Includes Full-Time and Part-Time Employees  
Ross School of Business 2010/2011

IPEDS Codes: 52.0101

<u>Job Title</u>	<u>Number of Employees</u>	<u>Sum of FTE</u>	<u>Mean Salary</u>	<u>Median Salary</u>	<u>Minimum Salary</u>	<u>Maximum Salary</u>	<u>Ave Age</u>
University Year	4	3.30	78,879	75,771	47,206	116,769	63
Fiscal Year	5	3.83	101,287	79,311	49,300	165,517	56
LEO Lecturer IV							
Fiscal Year	21	19.03	126,531	122,097	65,563	222,939	54
Total LEO - Lecturers							
University Year	11	8.00	95,855	86,686	41,242	200,000	53
Fiscal Year	28	23.55	121,708	117,392	49,300	222,939	54

University of Michigan  
 Averages and Ranges of Salaries  
 Regular Instructional Faculty, Lecturers and Graduate Student Instructors  
 Includes Full-Time and Part-Time Employees  
 ROSS SCH Doctoral Programs 2010/2011

IPEDS Codes: 52.0101

<u>Job Title</u>	<u>Number of Employees</u>	<u>Sum of FTE</u>	<u>Mean Salary</u>	<u>Median Salary</u>	<u>Minimum Salary</u>	<u>Maximum Salary</u>	<u>Ave Age</u>
Graduate Student Instructor							
GRAD STU INSTR University Year	18	5.62	34,540	34,540	34,540	34,540	24
Total Graduate Student Instructor University Year	18	5.62	34,540	34,540	34,540	34,540	24



University of Michigan  
Averages and Ranges of Salaries  
Regular Instructional Faculty, Lecturers and Graduate Student Instructors  
Includes Full-Time and Part-Time Employees  
DENT Bio & Materials Science 2010/2011

IPEDS Codes: 51.0401 51.0505

<u>Job Title</u>	<u>Number of Employees</u>	<u>Sum of FTE</u>	<u>Mean Salary</u>	<u>Median Salary</u>	<u>Minimum Salary</u>	<u>Maximum Salary</u>	<u>Ave Age</u>
Regular Instructional							
PROFESSOR Fiscal Year	5	5.00	189,642	170,068	160,288	283,626	55
ASSOC PROFESSOR Fiscal Year	7	7.00	110,454	115,117	66,165	128,250	58
ASST PROFESSOR Fiscal Year	3	3.00	95,477	94,716	94,392	97,322	39
Total Regular Instructional Fiscal Year	15	15.00	133,855	120,000	66,165	283,626	53

University of Michigan  
Averages and Ranges of Salaries  
Regular Instructional Faculty, Lecturers and Graduate Student Instructors  
Includes Full-Time and Part-Time Employees  
DENT Prosthodontics 2010/2011

IPEDS Codes: 51.0401 60.0108 51.0511

<u>Job Title</u>	<u>Number of Employees</u>	<u>Sum of FTE</u>	<u>Mean Salary</u>	<u>Median Salary</u>	<u>Minimum Salary</u>	<u>Maximum Salary</u>	<u>Ave Age</u>
Regular Instructional							
PROFESSOR							
Fiscal Year	2	2.00	171,512	171,512	158,290	184,733	59
ASSOC PROFESSOR							
University Year	1	0.50	86,651	86,651	86,651	86,651	
Fiscal Year	1	1.00	121,804	121,804	121,804	121,804	
ASST PROFESSOR							
Fiscal Year	4	4.00	101,921	102,064	98,400	105,154	45
Total Regular Instructional							
University Year	1	0.50	86,651	86,651	86,651	86,651	
Fiscal Year	7	7.00	124,644	105,154	98,400	184,733	50
Regular Clinical Instructional							
CLINICAL ASSOC PROF							
Fiscal Year	1	1.00	114,034	114,034	114,034	114,034	
CLINICAL ASST PROF							
Fiscal Year	7	7.00	92,961	90,210	84,550	103,882	41
CLINICAL LECTURER							
Fiscal Year	2	2.00	57,426	57,426	52,000	62,852	46
Total Regular Clinical Instructional							
Fiscal Year	10	10.00	87,961	90,177	52,000	114,034	43

University of Michigan  
Averages and Ranges of Salaries  
Regular Instructional Faculty, Lecturers and Graduate Student Instructors  
Includes Full-Time and Part-Time Employees  
DENTCariology, Restor Sci & Endo 2010/2011

IPEDS Codes: 51.0401 60.0103 51.0506

<u>Job Title</u>	<u>Number of Employees</u>	<u>Sum of FTE</u>	<u>Mean Salary</u>	<u>Median Salary</u>	<u>Minimum Salary</u>	<u>Maximum Salary</u>	<u>Ave Age</u>
Regular Instructional							
PROFESSOR							
University Year	1	0.60	156,244	156,244	156,244	156,244	
Fiscal Year	6	6.00	196,009	189,742	164,189	241,039	61
ASSOC PROFESSOR							
University Year	1	0.60	118,429	118,429	118,429	118,429	
Fiscal Year	6	5.80	124,790	124,589	106,935	150,525	53
Total Regular Instructional							
University Year	2	1.20	137,336	137,336	118,429	156,244	64
Fiscal Year	12	11.80	160,400	157,357	106,935	241,039	57
Regular Clinical Instructional							
CLINICAL PROFESSOR							
Fiscal Year	3	3.00	155,937	157,394	150,804	159,614	60
CLINICAL ASSOC PROF							
Fiscal Year	5	5.00	106,702	105,551	96,290	120,900	46
CLINICAL ASST PROF							
Fiscal Year	3	3.00	94,395	90,000	87,000	106,185	35
Total Regular Clinical Instructional							
Fiscal Year	11	11.00	116,773	106,185	87,000	159,614	47

University of Michigan  
 Averages and Ranges of Salaries  
 Regular Instructional Faculty, Lecturers and Graduate Student Instructors  
 Includes Full-Time and Part-Time Employees  
 DENT Community Dentistry 2010/2011

IPEDS Codes: 51.0401 60.0102

<u>Job Title</u>	<u>Number of Employees</u>	<u>Sum of FTE</u>	<u>Mean Salary</u>	<u>Median Salary</u>	<u>Minimum Salary</u>	<u>Maximum Salary</u>	<u>Ave Age</u>
Regular Instructional							
PROFESSOR							
Fiscal Year	1	1.00	150,859	150,859	150,859	150,859	
Total Regular Instructional							
Fiscal Year	1	1.00	150,859	150,859	150,859	150,859	

University of Michigan  
 Averages and Ranges of Salaries  
 Regular Instructional Faculty, Lecturers and Graduate Student Instructors  
 Includes Full-Time and Part-Time Employees  
 DENT Ortho/Peds Dentistry 2010/2011

IPEDS Codes: 51.0401 60.0105 51.0508

<u>Job Title</u>	<u>Number of Employees</u>	<u>Sum of FTE</u>	<u>Mean Salary</u>	<u>Median Salary</u>	<u>Minimum Salary</u>	<u>Maximum Salary</u>	<u>Ave Age</u>
Regular Instructional							
PROFESSOR							
Fiscal Year	1	1.00	296,416	296,416	296,416	296,416	
Total Regular Instructional							
Fiscal Year	1	1.00	296,416	296,416	296,416	296,416	

University of Michigan  
 Averages and Ranges of Salaries  
 Regular Instructional Faculty, Lecturers and Graduate Student Instructors  
 Includes Full-Time and Part-Time Employees  
 DENT OM Surgery/HD 2010/2011

IPEDS Codes: 51.0401

<u>Job Title</u>	<u>Number of Employees</u>	<u>Sum of FTE</u>	<u>Mean Salary</u>	<u>Median Salary</u>	<u>Minimum Salary</u>	<u>Maximum Salary</u>	<u>Ave Age</u>
Regular Instructional							
ASST PROFESSOR Fiscal Year	1	1.00	135,110	135,110	135,110	135,110	
Total Regular Instructional Fiscal Year	1	1.00	135,110	135,110	135,110	135,110	
Regular Clinical Instructional							
CLINICAL ASST PROF Fiscal Year	1	0.80	93,730	93,730	93,730	93,730	
Total Regular Clinical Instructional Fiscal Year	1	0.80	93,730	93,730	93,730	93,730	

University of Michigan  
 Averages and Ranges of Salaries  
 Regular Instructional Faculty, Lecturers and Graduate Student Instructors  
 Includes Full-Time and Part-Time Employees  
 DENT Oral Med/Path/Oncology 2010/2011

IPEDS Codes: 51.0401 60.0104 51.0503

<u>Job Title</u>	<u>Number of Employees</u>	<u>Sum of FTE</u>	<u>Mean Salary</u>	<u>Median Salary</u>	<u>Minimum Salary</u>	<u>Maximum Salary</u>	<u>Ave Age</u>
Regular Instructional							
ASSOC PROFESSOR Fiscal Year	1	1.00	136,782	136,782	136,782	136,782	
Total Regular Instructional Fiscal Year	1	1.00	136,782	136,782	136,782	136,782	

University of Michigan  
Averages and Ranges of Salaries  
Regular Instructional Faculty, Lecturers and Graduate Student Instructors  
Includes Full-Time and Part-Time Employees  
DENT Dental Hygiene 2010/2011

IPEDS Codes: 51.0602 51.0599

<u>Job Title</u>	<u>Number of Employees</u>	<u>Sum of FTE</u>	<u>Mean Salary</u>	<u>Median Salary</u>	<u>Minimum Salary</u>	<u>Maximum Salary</u>	<u>Ave Age</u>
Regular Instructional							
ASSOC PROFESSOR Fiscal Year	1	1.00	99,446	99,446	99,446	99,446	
ASST PROFESSOR University Year	1	1.00	57,936	57,936	57,936	57,936	
Total Regular Instructional University Year	1	1.00	57,936	57,936	57,936	57,936	
Fiscal Year	1	1.00	99,446	99,446	99,446	99,446	



University of Michigan  
Averages and Ranges of Salaries  
Regular Instructional Faculty, Lecturers and Graduate Student Instructors  
Includes Full-Time and Part-Time Employees  
DENT Periodontics and Oral Med 2010/2011

IPEDS Codes: 51.0401 60.0107 51.0510

<u>Job Title</u>	<u>Number of Employees</u>	<u>Sum of FTE</u>	<u>Mean Salary</u>	<u>Median Salary</u>	<u>Minimum Salary</u>	<u>Maximum Salary</u>	<u>Ave Age</u>
Regular Instructional							
PROFESSOR Fiscal Year	5	5.00	223,168	215,939	170,000	279,178	54
ASSOC PROFESSOR Fiscal Year	2	2.00	146,715	146,715	115,136	178,294	53
ASST PROFESSOR Fiscal Year	5	4.80	103,364	104,383	99,500	108,732	37
Total Regular Instructional Fiscal Year	12	11.80	160,507	142,568	99,500	279,178	47
Regular Clinical Instructional							
CLINICAL PROFESSOR Fiscal Year	2	2.00	144,280	144,280	143,920	144,640	51
CLINICAL ASSOC PROF Fiscal Year	2	2.00	117,875	117,875	117,875	117,875	47
CLINICAL ASST PROF Fiscal Year	4	4.00	90,208	94,859	69,205	101,908	44
CLINICAL LECTURER Fiscal Year	3	3.00	65,368	67,108	57,246	71,750	48
Total Regular Clinical Instructional Fiscal Year	11	11.00	98,295	101,624	57,246	144,640	47

University of Michigan  
 Averages and Ranges of Salaries  
 Regular Instructional Faculty, Lecturers and Graduate Student Instructors  
 Includes Full-Time and Part-Time Employees  
 DENT Hospital Dentistry 2010/2011

IPEDS Codes: 51.0401 60.0199

<u>Job Title</u>	<u>Number of Employees</u>	<u>Sum of FTE</u>	<u>Mean Salary</u>	<u>Median Salary</u>	<u>Minimum Salary</u>	<u>Maximum Salary</u>	<u>Ave Age</u>
Regular Clinical Instructional							
CLINICAL ASSOC PROF Fiscal Year	1	1.00	128,125	128,125	128,125	128,125	
Total Regular Clinical Instructional Fiscal Year	1	1.00	128,125	128,125	128,125	128,125	

University of Michigan  
Averages and Ranges of Salaries  
Regular Instructional Faculty, Lecturers and Graduate Student Instructors  
Includes Full-Time and Part-Time Employees  
DENT Maxillofacial Surgery 2010/2011

IPEDS Codes: 51.0401 60.0101 51.0507

<u>Job Title</u>	<u>Number of Employees</u>	<u>Sum of FTE</u>	<u>Mean Salary</u>	<u>Median Salary</u>	<u>Minimum Salary</u>	<u>Maximum Salary</u>	<u>Ave Age</u>
Regular Instructional							
PROFESSOR Fiscal Year	1	1.00	200,897	200,897	200,897	200,897	
Total Regular Instructional Fiscal Year	1	1.00	200,897	200,897	200,897	200,897	
Regular Clinical Instructional							
CLINICAL PROFESSOR Fiscal Year	1	1.00	268,515	268,515	268,515	268,515	
CLINICAL ASST PROF Fiscal Year	2	2.00	105,867	105,867	90,955	120,778	34
CLINICAL LECTURER Fiscal Year	1	1.00	47,672	47,672	47,672	47,672	
Total Regular Clinical Instructional Fiscal Year	4	4.00	131,980	105,867	47,672	268,515	38

University of Michigan  
Averages and Ranges of Salaries  
Regular Instructional Faculty, Lecturers and Graduate Student Instructors  
Includes Full-Time and Part-Time Employees  
DENT Orthodontics 2010/2011

IPEDS Codes: 51.0401 60.0105 51.0508

<u>Job Title</u>	<u>Number of Employees</u>	<u>Sum of FTE</u>	<u>Mean Salary</u>	<u>Median Salary</u>	<u>Minimum Salary</u>	<u>Maximum Salary</u>	<u>Ave Age</u>
Regular Instructional							
PROFESSOR Fiscal Year	1	0.80	222,764	222,764	222,764	222,764	
ASST PROFESSOR Fiscal Year	1	1.00	107,126	107,126	107,126	107,126	
Total Regular Instructional Fiscal Year	2	1.80	164,945	164,945	107,126	222,764	55
Regular Clinical Instructional							
CLINICAL ASSOC PROF Fiscal Year	1	1.00	121,331	121,331	121,331	121,331	
Total Regular Clinical Instructional Fiscal Year	1	1.00	121,331	121,331	121,331	121,331	

University of Michigan  
Averages and Ranges of Salaries  
Regular Instructional Faculty, Lecturers and Graduate Student Instructors  
Includes Full-Time and Part-Time Employees  
DENT Pediatric 2010/2011

IPEDS Codes: 51.0401 60.0106 51.0509

<u>Job Title</u>	<u>Number of Employees</u>	<u>Sum of FTE</u>	<u>Mean Salary</u>	<u>Median Salary</u>	<u>Minimum Salary</u>	<u>Maximum Salary</u>	<u>Ave Age</u>
Regular Instructional							
ASST PROFESSOR Fiscal Year	2	2.00	103,821	103,821	101,000	106,641	42
Total Regular Instructional Fiscal Year	2	2.00	103,821	103,821	101,000	106,641	42
Regular Clinical Instructional							
CLINICAL ASST PROF Fiscal Year	2	2.00	100,530	100,530	96,000	105,061	33
Total Regular Clinical Instructional Fiscal Year	2	2.00	100,530	100,530	96,000	105,061	33

University of Michigan  
 Averages and Ranges of Salaries  
 Regular Instructional Faculty, Lecturers and Graduate Student Instructors  
 Includes Full-Time and Part-Time Employees  
 DENT Periodontics 2010/2011

IPEDS Codes: 51.0401 60.0107 51.0510

<u>Job Title</u>	<u>Number of Employees</u>	<u>Sum of FTE</u>	<u>Mean Salary</u>	<u>Median Salary</u>	<u>Minimum Salary</u>	<u>Maximum Salary</u>	<u>Ave Age</u>
Regular Instructional							
PROFESSOR							
Fiscal Year	1	1.00	188,033	188,033	188,033	188,033	
Total Regular Instructional							
Fiscal Year	1	1.00	188,033	188,033	188,033	188,033	

University of Michigan  
Averages and Ranges of Salaries  
Regular Instructional Faculty, Lecturers and Graduate Student Instructors  
Includes Full-Time and Part-Time Employees  
School of Education 2010/2011

IPEDS Codes: 13.0101

<u>Job Title</u>	<u>Number of Employees</u>	<u>Sum of FTE</u>	<u>Mean Salary</u>	<u>Median Salary</u>	<u>Minimum Salary</u>	<u>Maximum Salary</u>	<u>Ave Age</u>
Regular Instructional							
ASST PROFESSOR University Year	1	0.67	52,800	52,800	52,800	52,800	
Total Regular Instructional University Year	1	0.67	52,800	52,800	52,800	52,800	
Regular Clinical Instructional							
CLINICAL PROFESSOR Fiscal Year	1	1.00	207,963	207,963	207,963	207,963	
Total Regular Clinical Instructional Fiscal Year	1	1.00	207,963	207,963	207,963	207,963	

University of Michigan  
Averages and Ranges of Salaries  
Regular Instructional Faculty, Lecturers and Graduate Student Instructors  
Includes Full-Time and Part-Time Employees  
SOE-CSHPE 2010/2011

IPEDS Codes: 13.0406

<u>Job Title</u>	<u>Number of Employees</u>	<u>Sum of FTE</u>	<u>Mean Salary</u>	<u>Median Salary</u>	<u>Minimum Salary</u>	<u>Maximum Salary</u>	<u>Ave Age</u>
Regular Instructional							
PROFESSOR University Year	4	4.00	147,738	147,234	120,842	175,644	57
ASSOC PROFESSOR University Year	4	4.00	95,936	94,984	85,470	108,306	52
ASST PROFESSOR University Year	2	2.00	68,705	68,705	64,121	73,288	40
Total Regular Instructional University Year	10	10.00	111,211	101,670	64,121	175,644	52
Graduate Student Instructor							
GRAD STU INSTR University Year	3	1.10	34,540	34,540	34,540	34,540	31
Total Graduate Student Instructor University Year	3	1.10	34,540	34,540	34,540	34,540	31



University of Michigan  
Averages and Ranges of Salaries  
Regular Instructional Faculty, Lecturers and Graduate Student Instructors  
Includes Full-Time and Part-Time Employees  
SOE- Teacher Education 2010/2011

IPEDS Codes: 13.1206

<u>Job Title</u>	<u>Number of Employees</u>	<u>Sum of FTE</u>	<u>Mean Salary</u>	<u>Median Salary</u>	<u>Minimum Salary</u>	<u>Maximum Salary</u>	<u>Ave Age</u>
Regular Instructional							
ASSOC PROFESSOR University Year	1	1.00	120,206	120,206	120,206	120,206	
Total Regular Instructional University Year	1	1.00	120,206	120,206	120,206	120,206	
LEO - Lecturers							
LEO Intermittent Lecturer University Year	1	0.25	41,000	41,000	41,000	41,000	
LEO Lecturer I University Year	32	10.70	41,603	40,500	40,000	47,456	55
LEO Lecturer II University Year	5	1.95	48,971	49,527	46,782	49,527	63
LEO Lecturer II Fiscal Year	1	0.40	79,003	79,003	79,003	79,003	
LEO Lecturer III Fiscal Year	1	0.75	62,730	62,730	62,730	62,730	
Total LEO - Lecturers University Year	38	12.90	42,556	41,000	40,000	49,527	56
Total LEO - Lecturers Fiscal Year	2	1.15	70,866	70,866	62,730	79,003	53
Graduate Student Instructor							
GRAD STU INSTR University Year	27	13.50	34,540	34,540	34,540	34,540	33
Total Graduate Student Instructor University Year	27	13.50	34,540	34,540	34,540	34,540	33

University of Michigan  
Averages and Ranges of Salaries  
Regular Instructional Faculty, Lecturers and Graduate Student Instructors  
Includes Full-Time and Part-Time Employees  
SOE-Educational Studies 2010/2011

IPEDS Codes: 13.0101

<u>Job Title</u>	<u>Number of Employees</u>	<u>Sum of FTE</u>	<u>Mean Salary</u>	<u>Median Salary</u>	<u>Minimum Salary</u>	<u>Maximum Salary</u>	<u>Ave Age</u>
Regular Instructional							
PROFESSOR							
University Year	17	16.50	142,725	130,417	110,000	212,099	61
Fiscal Year	1	1.00	131,587	131,587	131,587	131,587	
ASSOC PROFESSOR							
University Year	8	8.00	98,133	103,103	84,108	108,120	46
ASST PROFESSOR							
University Year	3	3.00	66,817	67,748	64,704	68,000	42
Total Regular Instructional							
University Year	28	27.50	121,851	113,262	64,704	212,099	55
Fiscal Year	1	1.00	131,587	131,587	131,587	131,587	
Regular Clinical Instructional							
CLINICAL PROFESSOR							
Fiscal Year	1	1.00	123,261	123,261	123,261	123,261	
CLINICAL ASSOC PROF							
University Year	2	1.90	76,852	76,852	74,144	79,560	54
Fiscal Year	2	2.00	102,209	102,209	95,156	109,261	47
CLINICAL ASST PROF							
Fiscal Year	3	3.00	84,034	84,000	83,103	85,000	44
Total Regular Clinical Instructional							
University Year	2	1.90	76,852	76,852	74,144	79,560	54
Fiscal Year	6	6.00	96,630	90,078	83,103	123,261	49
LEO - Lecturers							
LEO Intermittent Lecturer							
University Year	3	0.78	40,667	41,000	40,000	41,000	48
LEO Lecturer I							
University Year	2	0.60	41,000	41,000	41,000	41,000	41
LEO Lecturer II							
University Year	1	0.30	57,800	57,800	57,800	57,800	
Fiscal Year	1	1.00	63,291	63,291	63,291	63,291	

University of Michigan  
Averages and Ranges of Salaries  
Regular Instructional Faculty, Lecturers and Graduate Student Instructors  
Includes Full-Time and Part-Time Employees  
SOE-Educational Studies 2010/2011

IPEDS Codes: 13.0101

<u>Job Title</u>	<u>Number of Employees</u>	<u>Sum of FTE</u>	<u>Mean Salary</u>	<u>Median Salary</u>	<u>Minimum Salary</u>	<u>Maximum Salary</u>	<u>Ave Age</u>
LEO Lecturer III							
University Year	1	1.00	56,545	56,545	56,545	56,545	
Fiscal Year	1	0.75	104,609	104,609	104,609	104,609	
LEO Lecturer IV							
Fiscal Year	4	4.00	94,523	94,153	87,500	102,285	59
Total LEO - Lecturers							
University Year	7	2.68	45,478	41,000	40,000	57,800	44
Fiscal Year	6	5.75	90,998	94,153	63,291	104,609	62
Graduate Student Instructor							
GRAD STU INSTR							
University Year	4	1.85	34,540	34,540	34,540	34,540	27
Total Graduate Student Instructor							
University Year	4	1.85	34,540	34,540	34,540	34,540	27

University of Michigan  
Averages and Ranges of Salaries  
Regular Instructional Faculty, Lecturers and Graduate Student Instructors  
Includes Full-Time and Part-Time Employees  
Law School      2010/2011

IPEDS Codes: 22.0101

<u>Job Title</u>	<u>Number of Employees</u>	<u>Sum of FTE</u>	<u>Mean Salary</u>	<u>Median Salary</u>	<u>Minimum Salary</u>	<u>Maximum Salary</u>	<u>Ave Age</u>
Regular Instructional							
PROFESSOR							
University Year	38	37.45	244,829	259,625	178,500	291,500	54
Fiscal Year	1	1.00	174,000	174,000	174,000	174,000	
ASST PROFESSOR							
University Year	9	9.00	166,389	166,000	158,000	174,000	36
Total Regular Instructional							
University Year	47	46.45	229,809	236,000	158,000	291,500	51
Fiscal Year	1	1.00	174,000	174,000	174,000	174,000	
Regular Clinical Instructional							
CLINICAL PROFESSOR							
University Year	9	9.00	186,556	185,500	161,000	206,500	53
CLINICAL ASST PROF							
University Year	3	3.00	134,500	132,500	129,500	141,500	40
Fiscal Year	9	9.00	82,537	84,500	64,000	98,000	47
Total Regular Clinical Instructional							
University Year	12	12.00	173,542	180,500	129,500	206,500	50
Fiscal Year	9	9.00	82,537	84,500	64,000	98,000	47
LEO - Lecturers							
LEO Intermittent Lecturer							
University Year	9	0.83	603,435	591,204	480,000	774,672	54
LEO Lecturer I							
University Year	7	2.44	336,936	297,144	48,115	594,289	49
LEO Lecturer II							
University Year	7	2.55	347,952	345,204	72,891	805,092	60
Total LEO - Lecturers							
University Year	23	5.82	444,571	480,000	48,115	805,092	54

University of Michigan  
Averages and Ranges of Salaries  
Regular Instructional Faculty, Lecturers and Graduate Student Instructors  
Includes Full-Time and Part-Time Employees  
School of Information 2010/2011

IPEDS Codes: 11.0401 25.0101

<u>Job Title</u>	<u>Number of Employees</u>	<u>Sum of FTE</u>	<u>Mean Salary</u>	<u>Median Salary</u>	<u>Minimum Salary</u>	<u>Maximum Salary</u>	<u>Ave Age</u>
Regular Instructional							
PROFESSOR University Year	11	10.00	138,873	128,176	114,285	202,577	55
ASSOC PROFESSOR University Year	5	5.00	98,700	100,541	91,699	107,031	51
ASST PROFESSOR University Year	9	9.00	92,103	94,050	80,096	106,605	38
Total Regular Instructional University Year	25	24.00	114,001	106,605	80,096	202,577	48
Regular Clinical Instructional							
CLINICAL ASSOC PROF University Year	1	1.00	117,207	117,207	117,207	117,207	
CLINICAL ASST PROF University Year	1	1.00	70,000	70,000	70,000	70,000	
Total Regular Clinical Instructional University Year	2	2.00	93,604	93,604	70,000	117,207	47
LEO - Lecturers							
LEO Intermittent Lecturer University Year	1	0.50	83,640	83,640	83,640	83,640	
LEO Lecturer I University Year	1	0.25	87,404	87,404	87,404	87,404	
LEO Lecturer III University Year	1	1.00	85,657	85,657	85,657	85,657	
LEO Lecturer IV University Year	1	1.00	78,540	78,540	78,540	78,540	
Total LEO - Lecturers University Year	4	2.75	83,810	84,649	78,540	87,404	50

University of Michigan  
 Averages and Ranges of Salaries  
 Regular Instructional Faculty, Lecturers and Graduate Student Instructors  
 Includes Full-Time and Part-Time Employees  
 School of Information 2010/2011

IPEDS Codes: 11.0401 25.0101

<u>Job Title</u>	<u>Number of Employees</u>	<u>Sum of FTE</u>	<u>Mean Salary</u>	<u>Median Salary</u>	<u>Minimum Salary</u>	<u>Maximum Salary</u>	<u>Ave Age</u>
Graduate Student Instructor							
GRAD STU INSTR University Year	15	7.35	34,540	34,540	34,540	34,540	31
Total Graduate Student Instructor University Year	15	7.35	34,540	34,540	34,540	34,540	31

University of Michigan  
Averages and Ranges of Salaries  
Regular Instructional Faculty, Lecturers and Graduate Student Instructors  
Includes Full-Time and Part-Time Employees  
School of Music 2010/2011

IPEDS Codes: 50.0901 50.0501

<u>Job Title</u>	<u>Number of Employees</u>	<u>Sum of FTE</u>	<u>Mean Salary</u>	<u>Median Salary</u>	<u>Minimum Salary</u>	<u>Maximum Salary</u>	<u>Ave Age</u>
Regular Instructional							
PROFESSOR							
University Year	40	39.25	109,910	103,345	78,568	184,009	59
Fiscal Year	1	1.00	101,991	101,991	101,991	101,991	
ASSOC PROFESSOR							
University Year	38	38.00	80,850	73,219	65,326	155,455	49
ASST PROFESSOR							
University Year	12	12.00	63,989	62,663	58,363	71,045	41
Total Regular Instructional							
University Year	90	89.25	91,517	85,724	58,363	184,009	52
Fiscal Year	1	1.00	101,991	101,991	101,991	101,991	
Regular Clinical Instructional							
CLINICAL ASSOC PROF							
University Year	6	5.50	71,507	69,277	59,411	83,606	54
CLINICAL ASST PROF							
University Year	4	4.00	61,128	64,725	47,990	67,071	46
Total Regular Clinical Instructional							
University Year	10	9.50	67,356	66,685	47,990	83,606	51
LEO - Lecturers							
LEO Intermittent Lecturer							
University Year	7	2.28	61,968	73,472	32,000	98,958	49
LEO Lecturer I							
University Year	8	3.11	60,426	58,225	33,456	88,400	49
LEO Lecturer II							
University Year	11	3.43	84,542	96,674	40,471	105,236	50
LEO Lecturer III							
University Year	5	4.00	47,988	46,002	34,850	60,578	44
LEO Lecturer IV							
University Year	3	2.43	43,565	41,451	39,304	49,939	50

University of Michigan  
Averages and Ranges of Salaries  
Regular Instructional Faculty, Lecturers and Graduate Student Instructors  
Includes Full-Time and Part-Time Employees  
School of Music 2010/2011

IPEDS Codes: 50.0901 50.0501

<u>Job Title</u>	<u>Number of Employees</u>	<u>Sum of FTE</u>	<u>Mean Salary</u>	<u>Median Salary</u>	<u>Minimum Salary</u>	<u>Maximum Salary</u>	<u>Ave Age</u>
Total LEO - Lecturers							
University Year	34	15.25	65,229	67,025	32,000	105,236	49
Graduate Student Instructor							
GRAD STU INSTR							
University Year	88	18.50	34,540	34,540	34,540	34,540	29
Total Graduate Student Instructor							
University Year	88	18.50	34,540	34,540	34,540	34,540	29



University of Michigan  
 Averages and Ranges of Salaries  
 Regular Instructional Faculty, Lecturers and Graduate Student Instructors  
 Includes Full-Time and Part-Time Employees  
 Marching/Athletic Bands 2010/2011

IPEDS Codes: 50.0999

<u>Job Title</u>	<u>Number of Employees</u>	<u>Sum of FTE</u>	<u>Mean Salary</u>	<u>Median Salary</u>	<u>Minimum Salary</u>	<u>Maximum Salary</u>	<u>Ave Age</u>
Graduate Student Instructor							
GRAD STU INSTR University Year	5	2.25	34,540	34,540	34,540	34,540	28
Total Graduate Student Instructor University Year	5	2.25	34,540	34,540	34,540	34,540	28

University of Michigan  
Averages and Ranges of Salaries  
Regular Instructional Faculty, Lecturers and Graduate Student Instructors  
Includes Full-Time and Part-Time Employees  
Department of Dance 2010/2011

IPEDS Codes: 50.0301

<u>Job Title</u>	<u>Number of Employees</u>	<u>Sum of FTE</u>	<u>Mean Salary</u>	<u>Median Salary</u>	<u>Minimum Salary</u>	<u>Maximum Salary</u>	<u>Ave Age</u>
Regular Instructional							
PROFESSOR University Year	6	5.57	91,429	81,693	74,615	126,519	59
ASSOC PROFESSOR University Year	1	1.00	69,991	69,991	69,991	69,991	
Total Regular Instructional University Year	7	6.57	88,366	80,177	69,991	126,519	57
Regular Clinical Instructional							
CLINICAL ASSOC PROF University Year	2	2.00	65,046	65,046	59,210	70,882	47
Total Regular Clinical Instructional University Year	2	2.00	65,046	65,046	59,210	70,882	47
LEO - Lecturers							
LEO Lecturer I University Year	2	1.00	33,128	33,128	32,800	33,456	46
LEO Lecturer II University Year	1	0.38	41,953	41,953	41,953	41,953	
LEO Lecturer IV Fiscal Year	1	1.00	52,778	52,778	52,778	52,778	
Total LEO - Lecturers University Year	3	1.38	36,070	33,456	32,800	41,953	49
Fiscal Year	1	1.00	52,778	52,778	52,778	52,778	
Graduate Student Instructor							
GRAD STU INSTR University Year	3	0.75	34,540	34,540	34,540	34,540	30
Total Graduate Student Instructor University Year	3	0.75	34,540	34,540	34,540	34,540	30

University of Michigan  
Averages and Ranges of Salaries  
Regular Instructional Faculty, Lecturers and Graduate Student Instructors  
Includes Full-Time and Part-Time Employees  
Theatre and Drama 2010/2011

IPEDS Codes: 50.0501

<u>Job Title</u>	<u>Number of Employees</u>	<u>Sum of FTE</u>	<u>Mean Salary</u>	<u>Median Salary</u>	<u>Minimum Salary</u>	<u>Maximum Salary</u>	<u>Ave Age</u>
Regular Instructional							
PROFESSOR University Year	7	7.00	99,303	100,007	80,054	118,910	66
ASSOC PROFESSOR University Year	6	6.00	70,403	67,683	65,670	85,000	55
Total Regular Instructional University Year	13	13.00	85,964	82,122	65,670	118,910	61
Regular Clinical Instructional							
CLINICAL ASST PROF University Year	5	5.00	56,765	55,004	51,577	64,468	54
Total Regular Clinical Instructional University Year	5	5.00	56,765	55,004	51,577	64,468	54

University of Michigan  
Averages and Ranges of Salaries  
Regular Instructional Faculty, Lecturers and Graduate Student Instructors  
Includes Full-Time and Part-Time Employees  
Sch of Nat Resources & Environ 2010/2011

IPEDS Codes: 03.0101

<u>Job Title</u>	<u>Number of Employees</u>	<u>Sum of FTE</u>	<u>Mean Salary</u>	<u>Median Salary</u>	<u>Minimum Salary</u>	<u>Maximum Salary</u>	<u>Ave Age</u>
Regular Instructional							
PROFESSOR University Year	19	17.85	125,114	125,749	107,113	155,250	59
ASSOC PROFESSOR University Year	11	10.50	81,917	80,994	77,900	86,961	50
ASST PROFESSOR University Year	6	6.00	72,851	72,010	67,000	80,000	41
Total Regular Instructional University Year	36	34.35	103,204	107,955	67,000	155,250	53
LEO - Lecturers							
LEO Intermittent Lecturer University Year	3	1.23	102,456	88,367	42,502	176,500	50
LEO Lecturer I University Year	1	0.11	100,727	100,727	100,727	100,727	
LEO Lecturer III University Year	1	0.50	102,500	102,500	102,500	102,500	
Total LEO - Lecturers University Year	5	1.84	102,119	100,727	42,502	176,500	48
Graduate Student Instructor							
GRAD STU INSTR University Year	22	7.47	34,540	34,540	34,540	34,540	30
Total Graduate Student Instructor University Year	22	7.47	34,540	34,540	34,540	34,540	30

University of Michigan  
Averages and Ranges of Salaries  
Regular Instructional Faculty, Lecturers and Graduate Student Instructors  
Includes Full-Time and Part-Time Employees  
School of Nursing 2010/2011

IPEDS Codes: 51.1601 51.1608

<u>Job Title</u>	<u>Number of Employees</u>	<u>Sum of FTE</u>	<u>Mean Salary</u>	<u>Median Salary</u>	<u>Minimum Salary</u>	<u>Maximum Salary</u>	<u>Ave Age</u>
Regular Instructional							
PROFESSOR							
University Year	8	8.00	122,925	118,455	115,566	146,450	63
Fiscal Year	3	3.00	171,034	169,448	161,600	182,053	62
ASSOC PROFESSOR							
University Year	8	6.80	102,170	100,637	94,860	108,530	59
Fiscal Year	2	2.00	138,175	138,175	136,350	140,000	56
ASST PROFESSOR							
University Year	15	13.78	82,044	78,021	73,993	100,637	53
Total Regular Instructional							
University Year	31	28.58	97,788	100,637	73,993	146,450	57
Fiscal Year	5	5.00	157,890	161,600	136,350	182,053	59
Regular Clinical Instructional							
CLINICAL ASST PROF							
Fiscal Year	12	11.81	93,302	92,253	90,338	98,000	51
CLINICAL INSTRUCTOR							
Fiscal Year	11	10.65	79,536	76,000	72,800	103,020	46
Total Regular Clinical Instructional							
Fiscal Year	23	22.46	86,718	91,673	72,800	103,020	48
LEO - Lecturers							
LEO Intermittent Lecturer							
University Year	2	0.55	37,355	37,355	37,355	37,355	53
LEO Lecturer I							
University Year	16	9.16	37,646	37,355	37,173	38,474	44
LEO Lecturer II							
University Year	16	11.55	55,717	52,070	42,232	109,923	56
LEO Lecturer IV							
University Year	4	3.42	70,975	70,885	58,718	83,411	54
Total LEO - Lecturers							

University of Michigan  
Averages and Ranges of Salaries  
Regular Instructional Faculty, Lecturers and Graduate Student Instructors  
Includes Full-Time and Part-Time Employees  
School of Nursing 2010/2011

IPEDS Codes: 51.1601 51.1608

<u>Job Title</u>	<u>Number of Employees</u>	<u>Sum of FTE</u>	<u>Mean Salary</u>	<u>Median Salary</u>	<u>Minimum Salary</u>	<u>Maximum Salary</u>	<u>Ave Age</u>
University Year	38	24.68	48,748	45,082	37,173	109,923	50
Graduate Student Instructor							
GRAD STU INSTR							
University Year	15	8.35	34,540	34,540	34,540	34,540	37
Total Graduate Student Instructor							
University Year	15	8.35	34,540	34,540	34,540	34,540	37

University of Michigan  
Averages and Ranges of Salaries  
Regular Instructional Faculty, Lecturers and Graduate Student Instructors  
Includes Full-Time and Part-Time Employees  
SON-(Div II) Division of Hlth 2010/2011

IPEDS Codes: 51.1601 51.1608

<u>Job Title</u>	<u>Number of Employees</u>	<u>Sum of FTE</u>	<u>Mean Salary</u>	<u>Median Salary</u>	<u>Minimum Salary</u>	<u>Maximum Salary</u>	<u>Ave Age</u>
Regular Clinical Instructional							
CLINICAL INSTRUCTOR Fiscal Year	1	1.00	82,000	82,000	82,000	82,000	
Total Regular Clinical Instructional Fiscal Year	1	1.00	82,000	82,000	82,000	82,000	

University of Michigan  
 Averages and Ranges of Salaries  
 Regular Instructional Faculty, Lecturers and Graduate Student Instructors  
 Includes Full-Time and Part-Time Employees  
 College of Pharmacy 2010/2011

IPEDS Codes: 51.2001 51.2004 40.0506

<u>Job Title</u>	<u>Number of Employees</u>	<u>Sum of FTE</u>	<u>Mean Salary</u>	<u>Median Salary</u>	<u>Minimum Salary</u>	<u>Maximum Salary</u>	<u>Ave Age</u>
Graduate Student Instructor							
GRAD STU INSTR University Year	14	7.00	34,653	34,540	34,540	35,333	28
Total Graduate Student Instructor University Year	14	7.00	34,653	34,540	34,540	35,333	28



University of Michigan  
Averages and Ranges of Salaries  
Regular Instructional Faculty, Lecturers and Graduate Student Instructors  
Includes Full-Time and Part-Time Employees  
PHARMACY Clin, Soc & Admin Sci      2010/2011

IPEDS Codes: 51.2001

<u>Job Title</u>	<u>Number of Employees</u>	<u>Sum of FTE</u>	<u>Mean Salary</u>	<u>Median Salary</u>	<u>Minimum Salary</u>	<u>Maximum Salary</u>	<u>Ave Age</u>
Regular Instructional							
PROFESSOR Fiscal Year	5	5.00	152,085	160,182	124,552	176,886	59
ASSOC PROFESSOR Fiscal Year	8	7.50	118,604	117,408	102,869	134,875	49
ASST PROFESSOR Fiscal Year	1	1.00	97,541	97,541	97,541	97,541	
Total Regular Instructional Fiscal Year	14	13.50	129,057	123,127	97,541	176,886	53
Regular Clinical Instructional							
CLINICAL ASSOC PROF Fiscal Year	15	14.35	123,426	121,091	107,586	156,640	51
CLINICAL ASST PROF Fiscal Year	12	12.00	110,097	107,561	100,400	138,574	40
Total Regular Clinical Instructional Fiscal Year	27	26.35	117,502	115,904	100,400	156,640	46

University of Michigan  
Averages and Ranges of Salaries  
Regular Instructional Faculty, Lecturers and Graduate Student Instructors  
Includes Full-Time and Part-Time Employees  
PHARMACY Medicinal Chemistry 2010/2011

IPEDS Codes: 51.2001 51.2004 40.0506

<u>Job Title</u>	<u>Number of Employees</u>	<u>Sum of FTE</u>	<u>Mean Salary</u>	<u>Median Salary</u>	<u>Minimum Salary</u>	<u>Maximum Salary</u>	<u>Ave Age</u>
Regular Instructional							
PROFESSOR Fiscal Year	3	3.00	212,084	201,822	186,551	247,880	59
ASSOC PROFESSOR Fiscal Year	2	2.00	122,042	122,042	115,400	128,684	47
ASST PROFESSOR Fiscal Year	4	4.00	98,350	98,600	94,525	101,675	39
Total Regular Instructional Fiscal Year	9	9.00	141,526	115,400	94,525	247,880	48
LEO - Lecturers							
LEO Lecturer IV Fiscal Year	1	1.00	83,097	83,097	83,097	83,097	
Total LEO - Lecturers Fiscal Year	1	1.00	83,097	83,097	83,097	83,097	

University of Michigan  
Averages and Ranges of Salaries  
Regular Instructional Faculty, Lecturers and Graduate Student Instructors  
Includes Full-Time and Part-Time Employees  
PHARMACY Pharmaceutical Sci      2010/2011

IPEDS Codes:    51.2001    51.2003    40.0506

<u>Job Title</u>	<u>Number of Employees</u>	<u>Sum of FTE</u>	<u>Mean Salary</u>	<u>Median Salary</u>	<u>Minimum Salary</u>	<u>Maximum Salary</u>	<u>Ave Age</u>
Regular Instructional							
PROFESSOR Fiscal Year	5	4.50	187,098	192,508	144,610	231,311	56
ASSOC PROFESSOR Fiscal Year	3	3.00	132,119	126,525	125,019	144,812	48
ASST PROFESSOR Fiscal Year	1	1.00	93,227	93,227	93,227	93,227	
Total Regular Instructional Fiscal Year	9	8.50	158,342	144,812	93,227	231,311	51

University of Michigan  
Averages and Ranges of Salaries  
Regular Instructional Faculty, Lecturers and Graduate Student Instructors  
Includes Full-Time and Part-Time Employees  
School of Kinesiology 2010/2011

IPEDS Codes: 31.0505 31.0504 13.1314

<u>Job Title</u>	<u>Number of Employees</u>	<u>Sum of FTE</u>	<u>Mean Salary</u>	<u>Median Salary</u>	<u>Minimum Salary</u>	<u>Maximum Salary</u>	<u>Ave Age</u>
Regular Instructional							
PROFESSOR							
University Year	8	8.00	146,998	152,402	102,510	186,300	62
ASSOC PROFESSOR							
University Year	10	10.00	96,633	94,136	80,997	111,671	45
Fiscal Year	1	1.00	116,522	116,522	116,522	116,522	
ASST PROFESSOR							
University Year	4	4.00	80,314	82,059	70,000	87,138	38
INSTRUCTOR							
Fiscal Year	1	1.00	62,513	62,513	62,513	62,513	
Total Regular Instructional							
University Year	22	22.00	111,980	99,118	70,000	186,300	50
Fiscal Year	2	2.00	89,517	89,517	62,513	116,522	57
Regular Clinical Instructional							
CLINICAL ASSOC PROF							
University Year	1	1.00	87,798	87,798	87,798	87,798	
CLINICAL ASST PROF							
University Year	2	2.00	68,994	68,994	63,004	74,985	45
Total Regular Clinical Instructional							
University Year	3	3.00	75,262	74,985	63,004	87,798	50
LEO - Lecturers							
LEO Lecturer I							
University Year	5	2.50	33,917	33,456	32,000	35,926	40
LEO Lecturer II							
University Year	3	1.13	46,242	47,468	38,379	52,879	50
LEO Lecturer III							
University Year	2	2.00	55,188	55,188	54,000	56,375	41
LEO Lecturer IV							
University Year	2	2.00	66,269	66,269	63,488	69,051	45

University of Michigan  
Averages and Ranges of Salaries  
Regular Instructional Faculty, Lecturers and Graduate Student Instructors  
Includes Full-Time and Part-Time Employees  
School of Kinesiology 2010/2011

IPEDS Codes: 31.0505 31.0504 13.1314

<u>Job Title</u>	<u>Number of Employees</u>	<u>Sum of FTE</u>	<u>Mean Salary</u>	<u>Median Salary</u>	<u>Minimum Salary</u>	<u>Maximum Salary</u>	<u>Ave Age</u>
Total LEO - Lecturers							
University Year	12	7.63	45,936	42,923	32,000	69,051	43
Graduate Student Instructor							
GRAD STU INSTR							
University Year	11	3.50	34,540	34,540	34,540	34,540	29
Total Graduate Student Instructor							
University Year	11	3.50	34,540	34,540	34,540	34,540	29

University of Michigan  
Averages and Ranges of Salaries  
Regular Instructional Faculty, Lecturers and Graduate Student Instructors  
Includes Full-Time and Part-Time Employees  
Health Management and Policy 2010/2011

IPEDS Codes: 51.2211 51.0701 51.0799

<u>Job Title</u>	<u>Number of Employees</u>	<u>Sum of FTE</u>	<u>Mean Salary</u>	<u>Median Salary</u>	<u>Minimum Salary</u>	<u>Maximum Salary</u>	<u>Ave Age</u>
Regular Instructional							
PROFESSOR University Year	12	11.10	139,726	136,703	119,887	179,099	59
ASSOC PROFESSOR University Year	7	7.00	98,256	100,187	78,028	111,000	51
ASST PROFESSOR University Year	5	5.00	86,640	86,250	73,200	96,000	36
Total Regular Instructional University Year	24	23.10	116,571	115,444	73,200	179,099	52
LEO - Lecturers							
LEO Intermittent Lecturer University Year	1	0.30	65,264	65,264	65,264	65,264	
Fiscal Year	1	1.00	30,000	30,000	30,000	30,000	
Total LEO - Lecturers University Year	1	0.30	65,264	65,264	65,264	65,264	
Fiscal Year	1	1.00	30,000	30,000	30,000	30,000	
Graduate Student Instructor							
GRAD STU INSTR University Year	7	3.00	34,540	34,540	34,540	34,540	26
Total Graduate Student Instructor University Year	7	3.00	34,540	34,540	34,540	34,540	26

University of Michigan  
Averages and Ranges of Salaries  
Regular Instructional Faculty, Lecturers and Graduate Student Instructors  
Includes Full-Time and Part-Time Employees  
Biostatistics Department 2010/2011

IPEDS Codes: 26.1102

<u>Job Title</u>	<u>Number of Employees</u>	<u>Sum of FTE</u>	<u>Mean Salary</u>	<u>Median Salary</u>	<u>Minimum Salary</u>	<u>Maximum Salary</u>	<u>Ave Age</u>
Regular Instructional							
PROFESSOR University Year	8	8.00	158,448	160,325	126,400	194,000	51
ASSOC PROFESSOR University Year	6	6.00	106,788	106,188	100,750	112,500	43
ASST PROFESSOR University Year	5	5.00	84,100	82,500	81,600	87,300	33
Total Regular Instructional University Year	19	19.00	122,569	110,800	81,600	194,000	44
Graduate Student Instructor							
GRAD STU INSTR Fiscal Year	15	7.64	51,810	51,810	51,810	51,810	24
Total Graduate Student Instructor Fiscal Year	15	7.64	51,810	51,810	51,810	51,810	24

University of Michigan  
Averages and Ranges of Salaries  
Regular Instructional Faculty, Lecturers and Graduate Student Instructors  
Includes Full-Time and Part-Time Employees  
Environmental Health Sciences 2010/2011

IPEDS Codes: 51.2202 51.2206

<u>Job Title</u>	<u>Number of Employees</u>	<u>Sum of FTE</u>	<u>Mean Salary</u>	<u>Median Salary</u>	<u>Minimum Salary</u>	<u>Maximum Salary</u>	<u>Ave Age</u>
Regular Instructional							
PROFESSOR University Year	13	13.00	134,819	132,300	97,000	177,950	56
ASSOC PROFESSOR University Year	4	4.00	104,663	105,375	90,900	117,000	45
ASST PROFESSOR University Year	5	5.00	81,770	81,200	78,800	87,550	35
Total Regular Instructional University Year	22	22.00	117,279	120,358	78,800	177,950	49
LEO - Lecturers							
LEO Lecturer III University Year	2	2.00	60,547	60,547	59,594	61,500	48
Fiscal Year	1	1.00	98,597	98,597	98,597	98,597	
Total LEO - Lecturers University Year	2	2.00	60,547	60,547	59,594	61,500	48
Fiscal Year	1	1.00	98,597	98,597	98,597	98,597	
Graduate Student Instructor							
GRAD STU INSTR Fiscal Year	5	1.75	51,810	51,810	51,810	51,810	29
Total Graduate Student Instructor Fiscal Year	5	1.75	51,810	51,810	51,810	51,810	29



University of Michigan  
Averages and Ranges of Salaries  
Regular Instructional Faculty, Lecturers and Graduate Student Instructors  
Includes Full-Time and Part-Time Employees  
Epidemiology Department 2010/2011

IPEDS Codes: 26.1309

<u>Job Title</u>	<u>Number of Employees</u>	<u>Sum of FTE</u>	<u>Mean Salary</u>	<u>Median Salary</u>	<u>Minimum Salary</u>	<u>Maximum Salary</u>	<u>Ave Age</u>
Regular Instructional							
PROFESSOR							
University Year	10	9.50	138,027	139,175	91,000	178,525	60
ASSOC PROFESSOR							
University Year	6	6.00	99,027	99,638	89,330	113,405	48
Fiscal Year	1	1.00	200,628	200,628	200,628	200,628	
ASST PROFESSOR							
University Year	3	3.00	80,500	80,000	74,000	87,500	38
Total Regular Instructional							
University Year	19	18.50	116,628	113,405	74,000	178,525	53
Fiscal Year	1	1.00	200,628	200,628	200,628	200,628	
Graduate Student Instructor							
GRAD STU INSTR							
University Year	7	3.50	34,540	34,540	34,540	34,540	32
Total Graduate Student Instructor							
University Year	7	3.50	34,540	34,540	34,540	34,540	32

University of Michigan  
Averages and Ranges of Salaries  
Regular Instructional Faculty, Lecturers and Graduate Student Instructors  
Includes Full-Time and Part-Time Employees  
Hlth Behavior & Hlth Ed Dept      2010/2011

IPEDS Codes: 51.2207

<u>Job Title</u>	<u>Number of Employees</u>	<u>Sum of FTE</u>	<u>Mean Salary</u>	<u>Median Salary</u>	<u>Minimum Salary</u>	<u>Maximum Salary</u>	<u>Ave Age</u>
Regular Instructional							
PROFESSOR University Year	11	10.15	145,024	133,700	121,128	206,750	57
ASSOC PROFESSOR University Year	3	3.00	107,825	102,300	101,975	119,200	55
ASST PROFESSOR University Year	6	6.00	83,792	83,650	78,350	89,300	39
Total Regular Instructional University Year	20	19.15	121,075	123,677	78,350	206,750	51
LEO - Lecturers							
LEO Intermittent Lecturer University Year	1	0.25	64,944	64,944	64,944	64,944	
Total LEO - Lecturers University Year	1	0.25	64,944	64,944	64,944	64,944	
Graduate Student Instructor							
GRAD STU INSTR Fiscal Year	4	2.00	51,810	51,810	51,810	51,810	29
Total Graduate Student Instructor Fiscal Year	4	2.00	51,810	51,810	51,810	51,810	29

University of Michigan  
Averages and Ranges of Salaries  
Regular Instructional Faculty, Lecturers and Graduate Student Instructors  
Includes Full-Time and Part-Time Employees  
G. Ford Sc Pub Pol 2010/2011

IPEDS Codes: 44.0501 44.0401

<u>Job Title</u>	<u>Number of Employees</u>	<u>Sum of FTE</u>	<u>Mean Salary</u>	<u>Median Salary</u>	<u>Minimum Salary</u>	<u>Maximum Salary</u>	<u>Ave Age</u>
Regular Instructional							
PROFESSOR University Year	10	9.50	157,907	152,125	116,180	215,000	55
ASSOC PROFESSOR University Year	4	3.50	122,688	123,125	90,500	154,000	42
ASST PROFESSOR University Year	5	5.00	94,750	90,250	78,000	115,500	33
Total Regular Instructional University Year	19	18.00	133,872	123,138	78,000	215,000	46
Regular Clinical Instructional							
CLINICAL PROFESSOR University Year	1	0.50	122,324	122,324	122,324	122,324	
Total Regular Clinical Instructional University Year	1	0.50	122,324	122,324	122,324	122,324	
LEO - Lecturers							
LEO Intermittent Lecturer University Year	3	0.99	73,877	85,558	34,692	101,382	59
LEO Lecturer I University Year	2	0.66	94,123	94,123	90,666	97,580	64
LEO Lecturer III University Year	2	2.00	72,872	72,872	65,239	80,504	39
LEO Lecturer IV University Year	3	2.50	78,596	64,472	64,472	106,843	46
Total LEO - Lecturers University Year	10	6.15	79,141	83,031	34,692	106,843	52

University of Michigan  
 Averages and Ranges of Salaries  
 Regular Instructional Faculty, Lecturers and Graduate Student Instructors  
 Includes Full-Time and Part-Time Employees  
 G. Ford Sc Pub Pol 2010/2011

IPEDS Codes: 44.0501 44.0401

<u>Job Title</u>	<u>Number of Employees</u>	<u>Sum of FTE</u>	<u>Mean Salary</u>	<u>Median Salary</u>	<u>Minimum Salary</u>	<u>Maximum Salary</u>	<u>Ave Age</u>
Graduate Student Instructor							
GRAD STU INSTR University Year	18	5.95	34,540	34,540	34,540	34,540	28
Total Graduate Student Instructor University Year	18	5.95	34,540	34,540	34,540	34,540	28

University of Michigan  
Averages and Ranges of Salaries  
Regular Instructional Faculty, Lecturers and Graduate Student Instructors  
Includes Full-Time and Part-Time Employees  
School of Social Work 2010/2011

IPEDS Codes: 44.0701

<u>Job Title</u>	<u>Number of Employees</u>	<u>Sum of FTE</u>	<u>Mean Salary</u>	<u>Median Salary</u>	<u>Minimum Salary</u>	<u>Maximum Salary</u>	<u>Ave Age</u>
Regular Instructional							
PROFESSOR University Year	18	17.35	139,217	137,686	91,063	191,223	59
ASSOC PROFESSOR University Year	15	13.75	107,451	107,066	91,206	138,721	56
ASST PROFESSOR University Year	8	8.00	80,203	78,490	71,796	91,379	43
Total Regular Instructional University Year	41	39.10	116,081	110,179	71,796	191,223	55
Regular Clinical Instructional							
CLINICAL ASST PROF Fiscal Year	2	1.80	93,706	93,706	89,127	98,285	50
Total Regular Clinical Instructional Fiscal Year	2	1.80	93,706	93,706	89,127	98,285	50
LEO - Lecturers							
LEO Intermittent Lecturer University Year	5	1.50	33,760	32,000	32,000	40,000	52
LEO Lecturer I University Year	4	1.58	41,352	38,642	33,456	54,667	51
Fiscal Year	1	0.08	17,383	17,383	17,383	17,383	
LEO Lecturer II University Year	11	4.13	53,822	53,200	49,719	67,525	56
LEO Lecturer III Fiscal Year	4	3.83	66,645	67,035	59,594	72,917	51
LEO Lecturer IV Fiscal Year	4	3.75	74,602	75,433	64,611	82,930	57
Total LEO - Lecturers University Year	20	7.21	46,312	50,249	32,000	67,525	54
Fiscal Year	9	7.66	64,708	69,956	17,383	82,930	53

University of Michigan  
 Averages and Ranges of Salaries  
 Regular Instructional Faculty, Lecturers and Graduate Student Instructors  
 Includes Full-Time and Part-Time Employees  
 School of Social Work 2010/2011

IPEDS Codes: 44.0701

<u>Job Title</u>	<u>Number of Employees</u>	<u>Sum of FTE</u>	<u>Mean Salary</u>	<u>Median Salary</u>	<u>Minimum Salary</u>	<u>Maximum Salary</u>	<u>Ave Age</u>
Graduate Student Instructor							
GRAD STU INSTR University Year	7	3.35	34,540	34,540	34,540	34,540	33
Total Graduate Student Instructor University Year	7	3.35	34,540	34,540	34,540	34,540	33

University of Michigan  
 Averages and Ranges of Salaries  
 Regular Instructional Faculty, Lecturers and Graduate Student Instructors  
 Includes Full-Time and Part-Time Employees  
 LSA Study of Complex Systems 2010/2011

IPEDS Codes: 30.0601

<u>Job Title</u>	<u>Number of Employees</u>	<u>Sum of FTE</u>	<u>Mean Salary</u>	<u>Median Salary</u>	<u>Minimum Salary</u>	<u>Maximum Salary</u>	<u>Ave Age</u>
LEO - Lecturers							
LEO Lecturer I University Year	1	0.50	75,122	75,122	75,122	75,122	
Total LEO - Lecturers University Year	1	0.50	75,122	75,122	75,122	75,122	

University of Michigan  
Averages and Ranges of Salaries  
Regular Instructional Faculty, Lecturers and Graduate Student Instructors  
Includes Full-Time and Part-Time Employees  
LSA Biophysics 2010/2011

IPEDS Codes: 26.0203

<u>Job Title</u>	<u>Number of Employees</u>	<u>Sum of FTE</u>	<u>Mean Salary</u>	<u>Median Salary</u>	<u>Minimum Salary</u>	<u>Maximum Salary</u>	<u>Ave Age</u>
Regular Instructional							
PROFESSOR University Year	1	1.00	140,130	140,130	140,130	140,130	
ASST PROFESSOR University Year	1	1.00	78,000	78,000	78,000	78,000	
Total Regular Instructional University Year	2	2.00	109,065	109,065	78,000	140,130	51
LEO - Lecturers							
LEO Intermittent Lecturer University Year	1	0.48	40,721	40,721	40,721	40,721	
Total LEO - Lecturers University Year	1	0.48	40,721	40,721	40,721	40,721	
Graduate Student Instructor							
GRAD STU INSTR University Year	3	1.50	34,540	34,540	34,540	34,540	26
Total Graduate Student Instructor University Year	3	1.50	34,540	34,540	34,540	34,540	26



University of Michigan  
Averages and Ranges of Salaries  
Regular Instructional Faculty, Lecturers and Graduate Student Instructors  
Includes Full-Time and Part-Time Employees  
Dbn Col of Bus-Acctg & Finance 2010/2011

IPEDS Codes: 52.0801 52.0801

<u>Job Title</u>	<u>Number of Employees</u>	<u>Sum of FTE</u>	<u>Mean Salary</u>	<u>Median Salary</u>	<u>Minimum Salary</u>	<u>Maximum Salary</u>	<u>Ave Age</u>
Regular Instructional							
PROFESSOR University Year	5	5.00	143,603	137,419	133,259	171,560	59
ASSOC PROFESSOR University Year	6	6.00	138,479	129,482	117,442	167,360	49
ASST PROFESSOR University Year	6	6.00	111,380	112,527	90,474	125,142	42
Total Regular Instructional University Year	17	17.00	130,421	125,142	90,474	171,560	49
LEO - Lecturers							
LEO Lecturer I University Year	6	2.25	33,891	32,877	30,400	39,144	43
LEO Lecturer II University Year	5	1.83	34,998	35,483	33,153	36,349	60
LEO Lecturer III University Year	3	3.00	67,051	65,239	62,730	73,185	54
LEO Lecturer IV University Year	2	2.00	78,485	78,485	73,871	83,100	49
Total LEO - Lecturers University Year	16	9.08	46,029	35,945	30,400	83,100	51

University of Michigan  
Averages and Ranges of Salaries  
Regular Instructional Faculty, Lecturers and Graduate Student Instructors  
Includes Full-Time and Part-Time Employees  
Dbn Col of Bus-Mgmt Studies 2010/2011

IPEDS Codes: 52.0201 52.0201

<u>Job Title</u>	<u>Number of Employees</u>	<u>Sum of FTE</u>	<u>Mean Salary</u>	<u>Median Salary</u>	<u>Minimum Salary</u>	<u>Maximum Salary</u>	<u>Ave Age</u>
Regular Instructional							
PROFESSOR University Year	4	4.00	129,911	128,178	126,142	137,146	54
ASSOC PROFESSOR University Year	9	9.00	128,643	123,426	97,582	181,410	50
ASST PROFESSOR University Year	6	6.00	111,801	110,573	107,861	119,674	40
Total Regular Instructional University Year	19	19.00	123,591	121,529	97,582	181,410	48
LEO - Lecturers							
LEO Lecturer I University Year	13	4.17	32,499	32,000	30,743	36,203	55
LEO Lecturer II University Year	1	1.00	34,794	34,794	34,794	34,794	
LEO Lecturer III University Year	3	3.00	64,323	65,000	62,730	65,239	55
LEO Lecturer IV University Year	1	1.00	73,274	73,274	73,274	73,274	
Total LEO - Lecturers University Year	18	9.17	40,196	32,400	30,743	73,274	56
Graduate Student Instructor							
GRAD STU INSTR University Year	1	0.60	34,540	34,540	34,540	34,540	
Total Graduate Student Instructor University Year	1	0.60	34,540	34,540	34,540	34,540	

University of Michigan  
Averages and Ranges of Salaries  
Regular Instructional Faculty, Lecturers and Graduate Student Instructors  
Includes Full-Time and Part-Time Employees  
Dbn School of Education 2010/2011

IPEDS Codes: 13.0101 13.0101

<u>Job Title</u>	<u>Number of Employees</u>	<u>Sum of FTE</u>	<u>Mean Salary</u>	<u>Median Salary</u>	<u>Minimum Salary</u>	<u>Maximum Salary</u>	<u>Ave Age</u>
Regular Instructional							
PROFESSOR							
University Year	4	4.00	92,968	86,572	75,431	123,296	66
Fiscal Year	1	1.00	91,646	91,646	91,646	91,646	
ASSOC PROFESSOR							
University Year	10	9.75	67,863	68,015	63,582	74,763	53
ASST PROFESSOR							
University Year	6	6.00	57,893	57,914	55,639	59,460	42
Total Regular Instructional							
University Year	20	19.75	69,893	67,816	55,639	123,296	52
Fiscal Year	1	1.00	91,646	91,646	91,646	91,646	
LEO - Lecturers							
LEO Intermittent Lecturer							
University Year	5	1.27	28,168	27,723	27,716	29,415	53
LEO Lecturer I							
University Year	12	3.89	28,519	28,698	27,040	29,415	54
LEO Lecturer II							
University Year	11	4.49	31,347	31,434	27,999	32,975	62
Total LEO - Lecturers							
University Year	28	9.65	29,567	29,127	27,040	32,975	57

University of Michigan  
Averages and Ranges of Salaries  
Regular Instructional Faculty, Lecturers and Graduate Student Instructors  
Includes Full-Time and Part-Time Employees  
Dbn Coll of Eng-Mechanical Eng 2010/2011

IPEDS Codes: 14.1901 14.1901

<u>Job Title</u>	<u>Number of Employees</u>	<u>Sum of FTE</u>	<u>Mean Salary</u>	<u>Median Salary</u>	<u>Minimum Salary</u>	<u>Maximum Salary</u>	<u>Ave Age</u>
Regular Instructional							
PROFESSOR							
University Year	7	7.00	113,517	107,760	94,603	134,814	62
Fiscal Year	2	2.00	189,259	189,259	188,510	190,008	59
ASSOC PROFESSOR							
University Year	7	7.00	85,383	85,368	76,515	90,971	45
ASST PROFESSOR							
University Year	1	1.00	85,530	85,530	85,530	85,530	
Total Regular Instructional							
University Year	15	15.00	98,522	90,971	76,515	134,814	52
Fiscal Year	2	2.00	189,259	189,259	188,510	190,008	59
LEO - Lecturers							
LEO Lecturer I							
University Year	4	0.63	46,363	51,886	26,000	55,679	51
Total LEO - Lecturers							
University Year	4	0.63	46,363	51,886	26,000	55,679	51

University of Michigan  
Averages and Ranges of Salaries  
Regular Instructional Faculty, Lecturers and Graduate Student Instructors  
Includes Full-Time and Part-Time Employees  
Dbn Col of Eng-Electric & Comp      2010/2011

IPEDS Codes:    14.1001            14.1001

<u>Job Title</u>	<u>Number of Employees</u>	<u>Sum of FTE</u>	<u>Mean Salary</u>	<u>Median Salary</u>	<u>Minimum Salary</u>	<u>Maximum Salary</u>	<u>Ave Age</u>
Regular Instructional							
PROFESSOR							
University Year	3	3.00	111,115	100,933	99,102	133,310	60
Fiscal Year	1	1.00	187,348	187,348	187,348	187,348	
ASSOC PROFESSOR							
University Year	9	8.50	94,537	92,981	80,963	109,750	51
ASST PROFESSOR							
University Year	2	2.00	83,736	83,736	82,509	84,963	41
Total Regular Instructional							
University Year	14	13.50	96,546	93,558	80,963	133,310	52
Fiscal Year	1	1.00	187,348	187,348	187,348	187,348	
LEO - Lecturers							
LEO Intermittent Lecturer							
University Year	1	0.25	32,800	32,800	32,800	32,800	
LEO Lecturer I							
University Year	4	1.25	33,494	32,800	32,000	36,375	46
LEO Lecturer II							
University Year	3	1.50	36,080	35,078	35,078	38,085	63
Total LEO - Lecturers							
University Year	8	3.00	34,377	33,939	32,000	38,085	52

University of Michigan  
Averages and Ranges of Salaries  
Regular Instructional Faculty, Lecturers and Graduate Student Instructors  
Includes Full-Time and Part-Time Employees  
Dbn Col of Eng-Computer & Info 2010/2011

IPEDS Codes: 11.0101 11.0101

<u>Job Title</u>	<u>Number of Employees</u>	<u>Sum of FTE</u>	<u>Mean Salary</u>	<u>Median Salary</u>	<u>Minimum Salary</u>	<u>Maximum Salary</u>	<u>Ave Age</u>
Regular Instructional							
PROFESSOR							
University Year	2	2.00	105,605	105,605	94,543	116,667	56
Fiscal Year	1	1.00	188,196	188,196	188,196	188,196	
ASSOC PROFESSOR							
University Year	7	7.00	94,121	91,868	82,963	104,736	53
ASST PROFESSOR							
University Year	4	4.00	88,977	88,534	86,700	92,141	37
Total Regular Instructional							
University Year	13	13.00	94,305	91,868	82,963	116,667	48
Fiscal Year	1	1.00	188,196	188,196	188,196	188,196	
LEO - Lecturers							
LEO Lecturer I							
University Year	3	0.88	40,533	38,400	38,400	44,800	26
LEO Lecturer II							
University Year	1	0.75	41,525	41,525	41,525	41,525	
Total LEO - Lecturers							
University Year	4	1.63	40,781	39,962	38,400	44,800	33

University of Michigan  
Averages and Ranges of Salaries  
Regular Instructional Faculty, Lecturers and Graduate Student Instructors  
Includes Full-Time and Part-Time Employees  
Dbn Col of Eng-Indust & Sys En 2010/2011

IPEDS Codes: 14.3501 14.3501

<u>Job Title</u>	<u>Number of Employees</u>	<u>Sum of FTE</u>	<u>Mean Salary</u>	<u>Median Salary</u>	<u>Minimum Salary</u>	<u>Maximum Salary</u>	<u>Ave Age</u>
Regular Instructional							
PROFESSOR							
University Year	5	5.00	104,344	102,501	88,429	120,431	60
Fiscal Year	1	1.00	168,256	168,256	168,256	168,256	
ASSOC PROFESSOR							
University Year	3	2.50	86,816	89,730	75,952	94,767	47
ASST PROFESSOR							
University Year	3	3.00	80,823	80,267	79,803	82,400	38
Total Regular Instructional							
University Year	11	10.50	93,149	89,730	75,952	120,431	51
Fiscal Year	1	1.00	168,256	168,256	168,256	168,256	
LEO - Lecturers							
LEO Lecturer I							
University Year	5	1.70	30,751	30,760	29,600	31,600	56
Total LEO - Lecturers							
University Year	5	1.70	30,751	30,760	29,600	31,600	56

University of Michigan  
 Averages and Ranges of Salaries  
 Regular Instructional Faculty, Lecturers and Graduate Student Instructors  
 Includes Full-Time and Part-Time Employees  
 Dbn CASL College-Wide Programs 2010/2011

IPEDS Codes: 24.0101

<u>Job Title</u>	<u>Number of Employees</u>	<u>Sum of FTE</u>	<u>Mean Salary</u>	<u>Median Salary</u>	<u>Minimum Salary</u>	<u>Maximum Salary</u>	<u>Ave Age</u>
Regular Instructional							
PROFESSOR University Year	1	0.50	83,110	83,110	83,110	83,110	
ASSOC PROFESSOR University Year	1	1.00	78,638	78,638	78,638	78,638	
Total Regular Instructional University Year	2	1.50	80,874	80,874	78,638	83,110	60



University of Michigan  
Averages and Ranges of Salaries  
Regular Instructional Faculty, Lecturers and Graduate Student Instructors  
Includes Full-Time and Part-Time Employees  
Dbn-Language Culture Communctn 2010/2011

IPEDS Codes: 09.9999

<u>Job Title</u>	<u>Number of Employees</u>	<u>Sum of FTE</u>	<u>Mean Salary</u>	<u>Median Salary</u>	<u>Minimum Salary</u>	<u>Maximum Salary</u>	<u>Ave Age</u>
Regular Instructional							
PROFESSOR							
University Year	2	2.00	78,080	78,080	73,903	82,257	55
Fiscal Year	1	1.00	96,250	96,250	96,250	96,250	
ASSOC PROFESSOR							
University Year	10	9.27	68,593	65,732	62,430	92,922	49
ASST PROFESSOR							
University Year	5	5.00	55,519	55,404	52,500	58,969	37
Total Regular Instructional							
University Year	17	16.27	65,864	65,436	52,500	92,922	46
Fiscal Year	1	1.00	96,250	96,250	96,250	96,250	
Regular Clinical Instructional							
CLINICAL ASSOC PROF							
University Year	1	1.00	62,700	62,700	62,700	62,700	
Total Regular Clinical Instructional							
University Year	1	1.00	62,700	62,700	62,700	62,700	
LEO - Lecturers							
LEO Lecturer I							
University Year	13	6.01	30,460	27,183	26,000	52,000	45
LEO Lecturer II							
University Year	12	9.17	33,377	33,160	30,509	39,521	50
LEO Lecturer III							
University Year	4	4.00	40,841	39,553	39,377	44,880	48
LEO Lecturer IV							
University Year	4	4.00	47,867	46,874	43,666	54,053	64
Total LEO - Lecturers							
University Year	33	23.18	34,889	33,428	26,000	54,053	49

University of Michigan  
 Averages and Ranges of Salaries  
 Regular Instructional Faculty, Lecturers and Graduate Student Instructors  
 Includes Full-Time and Part-Time Employees  
 Dbn CASL Writing & Prgm Ctr 2010/2011

IPEDS Codes: 09.9999

<u>Job Title</u>	<u>Number of Employees</u>	<u>Sum of FTE</u>	<u>Mean Salary</u>	<u>Median Salary</u>	<u>Minimum Salary</u>	<u>Maximum Salary</u>	<u>Ave Age</u>
LEO - Lecturers							
LEO Lecturer I University Year	10	7.25	26,907	26,650	26,000	28,270	40
LEO Lecturer II University Year	11	8.25	33,670	33,429	30,779	39,521	58
Total LEO - Lecturers University Year	21	15.50	30,449	30,779	26,000	39,521	49

University of Michigan  
Averages and Ranges of Salaries  
Regular Instructional Faculty, Lecturers and Graduate Student Instructors  
Includes Full-Time and Part-Time Employees  
Dbn-Literature, Philosophy&Arts 2010/2011

IPEDS Codes: 23.0101 38.0199

<u>Job Title</u>	<u>Number of Employees</u>	<u>Sum of FTE</u>	<u>Mean Salary</u>	<u>Median Salary</u>	<u>Minimum Salary</u>	<u>Maximum Salary</u>	<u>Ave Age</u>
Regular Instructional							
PROFESSOR University Year	5	4.50	82,225	82,864	80,000	83,706	57
ASSOC PROFESSOR University Year	8	8.00	67,340	67,155	62,340	74,032	52
ASST PROFESSOR University Year	5	5.00	53,978	54,575	52,500	55,110	34
Total Regular Instructional University Year	18	17.50	67,763	67,155	52,500	83,706	49
LEO - Lecturers							
LEO Lecturer I University Year	13	5.76	27,341	27,183	26,000	28,559	50
LEO Lecturer II University Year	8	4.78	35,193	33,457	30,518	49,668	50
Total LEO - Lecturers University Year	21	10.54	30,332	28,270	26,000	49,668	50

University of Michigan  
Averages and Ranges of Salaries  
Regular Instructional Faculty, Lecturers and Graduate Student Instructors  
Includes Full-Time and Part-Time Employees  
Dbn CASL-Social Sciences 2010/2011

IPEDS Codes: 45.0101 45.0101

<u>Job Title</u>	<u>Number of Employees</u>	<u>Sum of FTE</u>	<u>Mean Salary</u>	<u>Median Salary</u>	<u>Minimum Salary</u>	<u>Maximum Salary</u>	<u>Ave Age</u>
Regular Instructional							
PROFESSOR University Year	11	11.00	88,512	91,309	72,653	98,365	60
ASSOC PROFESSOR University Year	9	9.00	67,577	66,994	62,266	76,120	51
ASST PROFESSOR University Year	9	9.00	59,177	57,300	54,750	69,886	40
Total Regular Instructional University Year	29	29.00	72,911	67,455	54,750	98,365	51
LEO - Lecturers							
LEO Intermittent Lecturer University Year	1	0.25	28,720	28,720	28,720	28,720	
LEO Lecturer I University Year	11	3.75	29,461	26,650	26,000	52,000	41
LEO Lecturer II University Year	12	7.25	33,164	33,429	30,509	40,186	53
LEO Lecturer IV University Year	1	1.00	43,705	43,705	43,705	43,705	
Total LEO - Lecturers University Year	25	12.25	31,779	30,808	26,000	52,000	49

University of Michigan  
Averages and Ranges of Salaries  
Regular Instructional Faculty, Lecturers and Graduate Student Instructors  
Includes Full-Time and Part-Time Employees  
Dbn CASL-Natural Sciences 2010/2011

IPEDS Codes: 26.9999 26.9999

<u>Job Title</u>	<u>Number of Employees</u>	<u>Sum of FTE</u>	<u>Mean Salary</u>	<u>Median Salary</u>	<u>Minimum Salary</u>	<u>Maximum Salary</u>	<u>Ave Age</u>
Regular Instructional							
PROFESSOR University Year	1	1.00	113,884	113,884	113,884	113,884	
Total Regular Instructional University Year	1	1.00	113,884	113,884	113,884	113,884	
LEO - Lecturers							
LEO Lecturer I University Year	9	5.36	27,882	27,183	26,000	32,000	44
LEO Lecturer II University Year	8	5.94	32,826	33,456	31,308	34,064	61
LEO Lecturer III University Year	2	2.00	45,023	45,023	40,000	50,047	44
LEO Lecturer IV University Year	6	6.00	53,244	53,634	47,779	59,582	56
Total LEO - Lecturers University Year	25	19.30	36,922	33,456	26,000	59,582	52

University of Michigan  
Averages and Ranges of Salaries  
Regular Instructional Faculty, Lecturers and Graduate Student Instructors  
Includes Full-Time and Part-Time Employees  
Dbn CASL-Biological Sciences 2010/2011

IPEDS Codes: 26.9999

<u>Job Title</u>	<u>Number of Employees</u>	<u>Sum of FTE</u>	<u>Mean Salary</u>	<u>Median Salary</u>	<u>Minimum Salary</u>	<u>Maximum Salary</u>	<u>Ave Age</u>
Regular Instructional							
PROFESSOR University Year	1	1.00	84,714	84,714	84,714	84,714	
ASSOC PROFESSOR University Year	4	3.50	68,266	67,842	67,313	70,066	51
ASST PROFESSOR University Year	5	5.00	57,276	57,000	54,000	59,325	39
Total Regular Instructional University Year	10	9.50	64,416	63,319	54,000	84,714	45
LEO - Lecturers							
LEO Lecturer I University Year	9	3.75	26,972	26,000	26,000	32,800	44
Total LEO - Lecturers University Year	9	3.75	26,972	26,000	26,000	32,800	44

University of Michigan  
Averages and Ranges of Salaries  
Regular Instructional Faculty, Lecturers and Graduate Student Instructors  
Includes Full-Time and Part-Time Employees  
Dbn CASL-Physical Sciences 2010/2011

IPEDS Codes: 40.0101 40.0101

<u>Job Title</u>	<u>Number of Employees</u>	<u>Sum of FTE</u>	<u>Mean Salary</u>	<u>Median Salary</u>	<u>Minimum Salary</u>	<u>Maximum Salary</u>	<u>Ave Age</u>
Regular Instructional							
PROFESSOR University Year	4	4.00	90,482	89,022	87,634	96,253	61
ASSOC PROFESSOR University Year	7	7.00	68,572	68,823	65,141	72,463	54
ASST PROFESSOR University Year	4	4.00	59,518	58,665	57,730	63,010	42
Total Regular Instructional University Year	15	15.00	72,000	68,823	57,730	96,253	53
LEO - Lecturers							
LEO Lecturer I University Year	9	4.16	26,501	26,000	26,000	28,558	50
LEO Lecturer II University Year	1	0.81	30,508	30,508	30,508	30,508	
LEO Lecturer III University Year	2	2.00	38,438	38,438	35,875	41,000	44
Total LEO - Lecturers University Year	12	6.97	28,824	26,650	26,000	41,000	49

University of Michigan  
 Averages and Ranges of Salaries  
 Regular Instructional Faculty, Lecturers and Graduate Student Instructors  
 Includes Full-Time and Part-Time Employees  
 Dbn CASL-Behavioral Sciences 2010/2011

IPEDS Codes: 42.0101 45.1101 42.0101

<u>Job Title</u>	<u>Number of Employees</u>	<u>Sum of FTE</u>	<u>Mean Salary</u>	<u>Median Salary</u>	<u>Minimum Salary</u>	<u>Maximum Salary</u>	<u>Ave Age</u>
Regular Instructional							
PROFESSOR University Year	1	1.00	118,632	118,632	118,632	118,632	
Total Regular Instructional University Year	1	1.00	118,632	118,632	118,632	118,632	



University of Michigan  
Averages and Ranges of Salaries  
Regular Instructional Faculty, Lecturers and Graduate Student Instructors  
Includes Full-Time and Part-Time Employees  
Dbn CASL-Sociology & Anthropol 2010/2011

IPEDS Codes: 45.1101

<u>Job Title</u>	<u>Number of Employees</u>	<u>Sum of FTE</u>	<u>Mean Salary</u>	<u>Median Salary</u>	<u>Minimum Salary</u>	<u>Maximum Salary</u>	<u>Ave Age</u>
Regular Instructional							
PROFESSOR University Year	3	3.00	91,857	93,077	88,140	94,355	65
ASSOC PROFESSOR University Year	5	5.00	71,629	68,782	64,985	85,192	53
ASST PROFESSOR University Year	6	6.00	58,368	57,689	55,340	62,424	43
Total Regular Instructional University Year	14	14.00	70,280	65,364	55,340	94,355	51
LEO - Lecturers							
LEO Intermittent Lecturer University Year	2	0.50	30,581	30,581	29,858	31,305	59
LEO Lecturer I University Year	5	1.05	28,715	29,271	26,650	30,556	54
LEO Lecturer II University Year	4	2.50	33,441	33,441	33,428	33,454	59
LEO Lecturer IV University Year	1	1.00	50,226	50,226	50,226	50,226	
Total LEO - Lecturers University Year	12	5.05	32,394	30,930	26,650	50,226	58

University of Michigan  
Averages and Ranges of Salaries  
Regular Instructional Faculty, Lecturers and Graduate Student Instructors  
Includes Full-Time and Part-Time Employees  
Dbn CASL-Psychology 2010/2011

IPEDS Codes: 42.9999

<u>Job Title</u>	<u>Number of Employees</u>	<u>Sum of FTE</u>	<u>Mean Salary</u>	<u>Median Salary</u>	<u>Minimum Salary</u>	<u>Maximum Salary</u>	<u>Ave Age</u>
Regular Instructional							
PROFESSOR University Year	3	3.00	83,798	88,434	73,865	89,096	57
ASSOC PROFESSOR University Year	5	5.00	69,099	69,455	67,946	69,931	51
ASST PROFESSOR University Year	7	7.00	61,110	61,916	58,172	64,070	37
Total Regular Instructional University Year	15	15.00	68,311	67,946	58,172	89,096	46
LEO - Lecturers							
LEO Intermittent Lecturer University Year	1	0.50	28,986	28,986	28,986	28,986	
LEO Lecturer I University Year	6	2.75	39,732	40,279	26,650	52,000	41
LEO Lecturer II University Year	3	1.50	33,436	33,428	33,428	33,454	62
LEO Lecturer IV University Year	1	1.00	39,992	39,992	39,992	39,992	
Total LEO - Lecturers University Year	11	5.75	37,062	33,428	26,650	52,000	49

University of Michigan  
Averages and Ranges of Salaries  
Regular Instructional Faculty, Lecturers and Graduate Student Instructors  
Includes Full-Time and Part-Time Employees  
Dbn CASL-Math & Statistics 2010/2011

IPEDS Codes: 27.0101 27.0501 27.0101

<u>Job Title</u>	<u>Number of Employees</u>	<u>Sum of FTE</u>	<u>Mean Salary</u>	<u>Median Salary</u>	<u>Minimum Salary</u>	<u>Maximum Salary</u>	<u>Ave Age</u>
Regular Instructional							
PROFESSOR University Year	7	6.50	91,397	93,027	81,636	97,223	65
ASSOC PROFESSOR University Year	6	6.00	70,557	68,112	67,275	82,964	54
ASST PROFESSOR University Year	7	7.00	58,134	57,110	56,548	60,895	35
Total Regular Instructional University Year	20	19.50	73,503	68,112	56,548	97,223	51
LEO - Lecturers							
LEO Lecturer I University Year	3	2.58	27,005	27,183	26,650	27,183	51
Fiscal Year	4	1.50	27,750	27,000	27,000	30,000	58
LEO Lecturer II University Year	9	6.84	32,953	33,428	30,518	34,062	55
LEO Lecturer III University Year	2	2.00	41,000	41,000	41,000	41,000	56
LEO Lecturer IV University Year	3	3.00	51,838	50,373	49,043	56,097	62
Total LEO - Lecturers University Year	17	14.42	36,183	33,428	26,650	56,097	56
Fiscal Year	4	1.50	27,750	27,000	27,000	30,000	58

University of Michigan  
Averages and Ranges of Salaries  
Regular Instructional Faculty, Lecturers and Graduate Student Instructors  
Includes Full-Time and Part-Time Employees  
Flint Africana Studies Dept 2010/2011

IPEDS Codes: 05.0201 05.0201

<u>Job Title</u>	<u>Number of Employees</u>	<u>Sum of FTE</u>	<u>Mean Salary</u>	<u>Median Salary</u>	<u>Minimum Salary</u>	<u>Maximum Salary</u>	<u>Ave Age</u>
Regular Instructional							
PROFESSOR University Year	1	1.00	85,462	85,462	85,462	85,462	
ASSOC PROFESSOR University Year	1	1.00	66,458	66,458	66,458	66,458	
ASST PROFESSOR University Year	1	1.00	53,460	53,460	53,460	53,460	
Total Regular Instructional University Year	3	3.00	68,460	66,458	53,460	85,462	60
LEO - Lecturers							
LEO Lecturer II University Year	3	2.00	43,139	31,964	29,948	67,504	61
Total LEO - Lecturers University Year	3	2.00	43,139	31,964	29,948	67,504	61

University of Michigan  
Averages and Ranges of Salaries  
Regular Instructional Faculty, Lecturers and Graduate Student Instructors  
Includes Full-Time and Part-Time Employees  
Flint Biology 2010/2011

IPEDS Codes: 26.0101 26.0101

<u>Job Title</u>	<u>Number of Employees</u>	<u>Sum of FTE</u>	<u>Mean Salary</u>	<u>Median Salary</u>	<u>Minimum Salary</u>	<u>Maximum Salary</u>	<u>Ave Age</u>
Regular Instructional							
PROFESSOR University Year	1	1.00	84,740	84,740	84,740	84,740	
ASSOC PROFESSOR University Year	3	3.00	69,756	67,381	64,594	77,292	57
ASST PROFESSOR University Year	3	3.00	53,500	53,600	52,900	54,000	41
Total Regular Instructional University Year	7	7.00	64,930	64,594	52,900	84,740	50
LEO - Lecturers							
LEO Lecturer I University Year	9	6.84	32,361	31,827	25,000	40,992	37
LEO Lecturer II University Year	1	0.50	34,743	34,743	34,743	34,743	
LEO Lecturer III University Year	2	2.00	41,567	41,567	39,000	44,133	52
LEO Lecturer IV University Year	6	6.00	54,821	54,400	46,617	62,951	53
Total LEO - Lecturers University Year	18	15.34	41,003	39,608	25,000	62,951	45

University of Michigan  
Averages and Ranges of Salaries  
Regular Instructional Faculty, Lecturers and Graduate Student Instructors  
Includes Full-Time and Part-Time Employees  
Flint Dept. of Chem/Biochem 2010/2011

IPEDS Codes: 40.0501 40.0501

<u>Job Title</u>	<u>Number of Employees</u>	<u>Sum of FTE</u>	<u>Mean Salary</u>	<u>Median Salary</u>	<u>Minimum Salary</u>	<u>Maximum Salary</u>	<u>Ave Age</u>
Regular Instructional							
PROFESSOR University Year	1	1.00	95,989	95,989	95,989	95,989	
ASSOC PROFESSOR University Year	2	2.00	65,169	65,169	62,308	68,030	38
ASST PROFESSOR University Year	3	3.00	53,790	54,270	52,500	54,600	37
Total Regular Instructional University Year	6	6.00	64,616	58,454	52,500	95,989	42
LEO - Lecturers							
LEO Lecturer I University Year	2	1.25	26,667	26,667	25,750	27,583	50
LEO Lecturer II University Year	1	1.00	50,988	50,988	50,988	50,988	
LEO Lecturer IV University Year	3	3.00	57,477	58,040	50,383	64,007	58
Total LEO - Lecturers University Year	6	5.25	46,125	50,686	25,750	64,007	55

University of Michigan  
Averages and Ranges of Salaries  
Regular Instructional Faculty, Lecturers and Graduate Student Instructors  
Includes Full-Time and Part-Time Employees  
Flint Comm and Visual Arts 2010/2011

IPEDS Codes: 09.0101

<u>Job Title</u>	<u>Number of Employees</u>	<u>Sum of FTE</u>	<u>Mean Salary</u>	<u>Median Salary</u>	<u>Minimum Salary</u>	<u>Maximum Salary</u>	<u>Ave Age</u>
Regular Instructional							
PROFESSOR University Year	1	1.00	113,388	113,388	113,388	113,388	
ASSOC PROFESSOR University Year	3	3.00	68,107	68,470	64,959	70,893	51
ASST PROFESSOR University Year	6	6.00	55,338	54,395	53,560	60,720	39
Total Regular Instructional University Year	10	10.00	64,974	57,990	53,560	113,388	45
LEO - Lecturers							
LEO Lecturer I University Year	20	10.75	26,982	26,523	25,750	29,705	43
LEO Lecturer II University Year	6	3.75	31,845	31,563	29,458	33,992	51
LEO Lecturer IV University Year	4	4.00	51,917	54,168	43,738	55,595	54
Total LEO - Lecturers University Year	30	18.50	31,280	27,796	25,750	55,595	46

University of Michigan  
Averages and Ranges of Salaries  
Regular Instructional Faculty, Lecturers and Graduate Student Instructors  
Includes Full-Time and Part-Time Employees  
Flint Comp Science, Eng and Ph 2010/2011

IPEDS Codes: 11.0701

<u>Job Title</u>	<u>Number of Employees</u>	<u>Sum of FTE</u>	<u>Mean Salary</u>	<u>Median Salary</u>	<u>Minimum Salary</u>	<u>Maximum Salary</u>	<u>Ave Age</u>
Regular Instructional							
PROFESSOR University Year	1	1.00	94,709	94,709	94,709	94,709	
ASSOC PROFESSOR University Year	4	4.00	84,465	86,505	72,680	92,170	52
ASST PROFESSOR University Year	6	6.00	70,263	71,433	57,650	78,193	43
Total Regular Instructional University Year	11	11.00	77,650	72,843	57,650	94,709	48
LEO - Lecturers							
LEO Lecturer I University Year	6	3.07	26,220	26,400	25,000	28,000	38
LEO Lecturer II University Year	3	2.29	31,971	31,964	31,964	31,984	49
LEO Lecturer IV University Year	4	4.00	59,798	59,689	43,765	76,049	52
Total LEO - Lecturers University Year	13	9.36	37,879	31,964	25,000	76,049	45



University of Michigan  
Averages and Ranges of Salaries  
Regular Instructional Faculty, Lecturers and Graduate Student Instructors  
Includes Full-Time and Part-Time Employees  
Flint Earth & Resource Science 2010/2011

IPEDS Codes: 03.0104

<u>Job Title</u>	<u>Number of Employees</u>	<u>Sum of FTE</u>	<u>Mean Salary</u>	<u>Median Salary</u>	<u>Minimum Salary</u>	<u>Maximum Salary</u>	<u>Ave Age</u>
Regular Instructional							
PROFESSOR University Year	2	2.00	82,833	82,833	80,881	84,784	54
ASSOC PROFESSOR University Year	1	1.00	70,386	70,386	70,386	70,386	
ASST PROFESSOR University Year	1	1.00	53,500	53,500	53,500	53,500	
Total Regular Instructional University Year	4	4.00	72,388	75,634	53,500	84,784	52
LEO - Lecturers							
LEO Lecturer I University Year	2	0.78	27,053	27,053	26,523	27,584	36
LEO Lecturer II University Year	1	0.53	31,964	31,964	31,964	31,964	
LEO Lecturer IV University Year	1	1.00	47,985	47,985	47,985	47,985	
Total LEO - Lecturers University Year	4	2.31	33,514	29,774	26,523	47,985	44

University of Michigan  
Averages and Ranges of Salaries  
Regular Instructional Faculty, Lecturers and Graduate Student Instructors  
Includes Full-Time and Part-Time Employees  
Flint Economics 2010/2011

IPEDS Codes: 45.0601 45.0601

<u>Job Title</u>	<u>Number of Employees</u>	<u>Sum of FTE</u>	<u>Mean Salary</u>	<u>Median Salary</u>	<u>Minimum Salary</u>	<u>Maximum Salary</u>	<u>Ave Age</u>
Regular Instructional							
PROFESSOR University Year	1	1.00	97,754	97,754	97,754	97,754	
ASSOC PROFESSOR University Year	1	1.00	78,170	78,170	78,170	78,170	
ASST PROFESSOR University Year	2	2.00	71,459	71,459	71,103	71,815	30
Total Regular Instructional University Year	4	4.00	79,711	74,993	71,103	97,754	42
LEO - Lecturers							
LEO Lecturer I University Year	1	1.00	27,583	27,583	27,583	27,583	
LEO Lecturer II University Year	2	1.21	41,350	41,350	39,978	42,721	52
LEO Lecturer IV University Year	1	1.00	52,949	52,949	52,949	52,949	
Total LEO - Lecturers University Year	4	3.21	40,808	41,350	27,583	52,949	52

University of Michigan  
Averages and Ranges of Salaries  
Regular Instructional Faculty, Lecturers and Graduate Student Instructors  
Includes Full-Time and Part-Time Employees  
Flint English 2010/2011

IPEDS Codes: 23.0101 23.0101

<u>Job Title</u>	<u>Number of Employees</u>	<u>Sum of FTE</u>	<u>Mean Salary</u>	<u>Median Salary</u>	<u>Minimum Salary</u>	<u>Maximum Salary</u>	<u>Ave Age</u>
Regular Instructional							
PROFESSOR University Year	5	5.00	84,635	80,854	75,435	99,451	59
ASSOC PROFESSOR University Year	5	4.67	65,676	65,668	62,637	68,331	41
ASST PROFESSOR University Year	5	5.00	53,968	53,050	52,000	56,849	39
Total Regular Instructional University Year	15	14.67	68,093	65,668	52,000	99,451	46
LEO - Lecturers							
LEO Lecturer I University Year	9	6.50	26,841	26,522	25,750	29,705	35
LEO Lecturer II University Year	3	2.75	32,015	31,810	30,883	33,353	54
LEO Lecturer IV University Year	6	6.00	49,549	45,202	40,658	63,806	50
Total LEO - Lecturers University Year	18	15.25	35,273	30,294	25,750	63,806	43

University of Michigan  
Averages and Ranges of Salaries  
Regular Instructional Faculty, Lecturers and Graduate Student Instructors  
Includes Full-Time and Part-Time Employees  
Flint Foreign Language 2010/2011

IPEDS Codes: 16.0101 16.0101

<u>Job Title</u>	<u>Number of Employees</u>	<u>Sum of FTE</u>	<u>Mean Salary</u>	<u>Median Salary</u>	<u>Minimum Salary</u>	<u>Maximum Salary</u>	<u>Ave Age</u>
Regular Instructional							
PROFESSOR University Year	2	2.00	115,218	115,218	77,448	152,989	63
ASSOC PROFESSOR University Year	3	3.00	63,800	63,868	62,923	64,610	58
Total Regular Instructional University Year	5	5.00	84,368	64,610	62,923	152,989	60
LEO - Lecturers							
LEO Lecturer I University Year	4	2.58	27,432	26,075	25,750	31,827	47
LEO Lecturer II University Year	4	3.67	32,190	32,582	29,614	33,983	58
LEO Lecturer III University Year	1	1.00	47,899	47,899	47,899	47,899	
LEO Lecturer IV University Year	1	1.00	51,253	51,253	51,253	51,253	
Total LEO - Lecturers University Year	10	8.25	33,764	31,818	25,750	51,253	51

University of Michigan  
Averages and Ranges of Salaries  
Regular Instructional Faculty, Lecturers and Graduate Student Instructors  
Includes Full-Time and Part-Time Employees  
Flint History 2010/2011

IPEDS Codes: 54.0101

<u>Job Title</u>	<u>Number of Employees</u>	<u>Sum of FTE</u>	<u>Mean Salary</u>	<u>Median Salary</u>	<u>Minimum Salary</u>	<u>Maximum Salary</u>	<u>Ave Age</u>
Regular Instructional							
PROFESSOR University Year	2	2.00	83,898	83,898	83,536	84,260	61
ASSOC PROFESSOR University Year	3	3.00	65,088	67,259	56,918	71,086	54
ASST PROFESSOR University Year	2	2.00	53,420	53,420	52,000	54,840	39
Total Regular Instructional University Year	7	7.00	67,128	67,259	52,000	84,260	52
LEO - Lecturers							
LEO Lecturer III University Year	1	1.00	44,526	44,526	44,526	44,526	
Total LEO - Lecturers University Year	1	1.00	44,526	44,526	44,526	44,526	

University of Michigan  
Averages and Ranges of Salaries  
Regular Instructional Faculty, Lecturers and Graduate Student Instructors  
Includes Full-Time and Part-Time Employees  
Flint Mathematics 2010/2011

IPEDS Codes: 27.0101 27.0101

<u>Job Title</u>	<u>Number of Employees</u>	<u>Sum of FTE</u>	<u>Mean Salary</u>	<u>Median Salary</u>	<u>Minimum Salary</u>	<u>Maximum Salary</u>	<u>Ave Age</u>
Regular Instructional							
PROFESSOR University Year	4	4.00	82,888	83,599	79,453	84,902	54
ASSOC PROFESSOR University Year	3	3.00	69,094	67,770	64,162	75,351	48
ASST PROFESSOR University Year	3	3.00	56,662	57,700	53,575	58,710	38
Total Regular Instructional University Year	10	10.00	70,882	71,561	53,575	84,902	47
LEO - Lecturers							
LEO Lecturer I University Year	6	3.66	28,479	27,053	26,522	36,139	47
LEO Lecturer II University Year	4	2.75	31,989	31,964	31,964	32,065	64
Total LEO - Lecturers University Year	10	6.41	29,883	29,774	26,522	36,139	54
LEO - Adjunct Faculty							
LEO Adjunct Asst Professor University Year	1	0.58	50,000	50,000	50,000	50,000	
Total LEO - Adjunct Faculty University Year	1	0.58	50,000	50,000	50,000	50,000	

University of Michigan  
Averages and Ranges of Salaries  
Regular Instructional Faculty, Lecturers and Graduate Student Instructors  
Includes Full-Time and Part-Time Employees  
Flint Mpa Program 2010/2011

IPEDS Codes: 44.0401 44.0401

<u>Job Title</u>	<u>Number of Employees</u>	<u>Sum of FTE</u>	<u>Mean Salary</u>	<u>Median Salary</u>	<u>Minimum Salary</u>	<u>Maximum Salary</u>	<u>Ave Age</u>
LEO - Lecturers							
LEO Intermittent Lecturer University Year	2	0.50	37,080	37,080	28,936	45,224	68
LEO Lecturer I University Year	2	1.50	27,429	27,429	27,274	27,583	65
LEO Lecturer II University Year	1	1.00	35,741	35,741	35,741	35,741	
LEO Lecturer IV University Year	1	1.00	66,214	66,214	66,214	66,214	
Total LEO - Lecturers University Year	6	4.00	38,495	32,339	27,274	66,214	66

University of Michigan  
Averages and Ranges of Salaries  
Regular Instructional Faculty, Lecturers and Graduate Student Instructors  
Includes Full-Time and Part-Time Employees  
Flint Music 2010/2011

IPEDS Codes: 50.0901 50.0901

<u>Job Title</u>	<u>Number of Employees</u>	<u>Sum of FTE</u>	<u>Mean Salary</u>	<u>Median Salary</u>	<u>Minimum Salary</u>	<u>Maximum Salary</u>	<u>Ave Age</u>
Regular Instructional							
ASSOC PROFESSOR University Year	1	1.00	67,282	67,282	67,282	67,282	
ASST PROFESSOR University Year	3	3.00	54,445	54,600	53,375	55,360	41
Total Regular Instructional University Year	4	4.00	57,654	54,980	53,375	67,282	44
LEO - Lecturers							
LEO Lecturer I University Year	6	1.74	26,878	26,651	26,400	27,584	38
LEO Lecturer II University Year	10	4.44	30,709	30,956	27,730	32,576	51
Total LEO - Lecturers University Year	16	6.18	29,273	29,518	26,400	32,576	46



University of Michigan  
Averages and Ranges of Salaries  
Regular Instructional Faculty, Lecturers and Graduate Student Instructors  
Includes Full-Time and Part-Time Employees  
Flint Philosophy 2010/2011

IPEDS Codes: 38.0101 38.0101

<u>Job Title</u>	<u>Number of Employees</u>	<u>Sum of FTE</u>	<u>Mean Salary</u>	<u>Median Salary</u>	<u>Minimum Salary</u>	<u>Maximum Salary</u>	<u>Ave Age</u>
Regular Instructional							
PROFESSOR University Year	1	1.00	100,557	100,557	100,557	100,557	
ASSOC PROFESSOR University Year	2	2.00	70,763	70,763	69,519	72,006	43
ASST PROFESSOR University Year	1	1.00	53,200	53,200	53,200	53,200	
Total Regular Instructional University Year	4	4.00	73,821	70,763	53,200	100,557	46
LEO - Lecturers							
LEO Lecturer I University Year	4	3.50	27,537	27,583	27,398	27,583	43
LEO Lecturer III University Year	1	1.00	41,927	41,927	41,927	41,927	
Total LEO - Lecturers University Year	5	4.50	30,415	27,583	27,398	41,927	43

University of Michigan  
Averages and Ranges of Salaries  
Regular Instructional Faculty, Lecturers and Graduate Student Instructors  
Includes Full-Time and Part-Time Employees  
Flint Political Science 2010/2011

IPEDS Codes: 45.1001 45.1001

<u>Job Title</u>	<u>Number of Employees</u>	<u>Sum of FTE</u>	<u>Mean Salary</u>	<u>Median Salary</u>	<u>Minimum Salary</u>	<u>Maximum Salary</u>	<u>Ave Age</u>
Regular Instructional							
PROFESSOR University Year	2	2.00	83,371	83,371	81,421	85,320	57
ASST PROFESSOR University Year	3	3.00	58,299	59,381	55,025	60,491	49
Total Regular Instructional University Year	5	5.00	68,328	60,491	55,025	85,320	52
LEO - Lecturers							
LEO Lecturer II University Year	1	0.53	78,550	78,550	78,550	78,550	
LEO Lecturer IV University Year	1	1.00	54,014	54,014	54,014	54,014	
Total LEO - Lecturers University Year	2	1.53	66,282	66,282	54,014	78,550	55

University of Michigan  
Averages and Ranges of Salaries  
Regular Instructional Faculty, Lecturers and Graduate Student Instructors  
Includes Full-Time and Part-Time Employees  
Flint Psychology 2010/2011

IPEDS Codes: 42.0101 42.0101

<u>Job Title</u>	<u>Number of Employees</u>	<u>Sum of FTE</u>	<u>Mean Salary</u>	<u>Median Salary</u>	<u>Minimum Salary</u>	<u>Maximum Salary</u>	<u>Ave Age</u>
Regular Instructional							
PROFESSOR University Year	2	2.00	80,845	80,845	78,187	83,502	54
ASSOC PROFESSOR University Year	3	3.00	68,596	67,104	64,908	73,776	48
ASST PROFESSOR University Year	4	4.00	55,915	56,047	54,000	57,567	38
Total Regular Instructional University Year	9	9.00	65,682	64,908	54,000	83,502	45
LEO - Lecturers							
LEO Lecturer I University Year	5	2.50	27,231	27,583	25,750	28,840	40
LEO Lecturer II University Year	1	1.00	55,004	55,004	55,004	55,004	
LEO Lecturer IV University Year	1	1.00	55,629	55,629	55,629	55,629	
Total LEO - Lecturers University Year	7	4.50	35,256	27,583	25,750	55,629	41

University of Michigan  
Averages and Ranges of Salaries  
Regular Instructional Faculty, Lecturers and Graduate Student Instructors  
Includes Full-Time and Part-Time Employees  
Flint Soc, Anthropology & CJ 2010/2011

IPEDS Codes: 45.1101 45.0201 45.1101

<u>Job Title</u>	<u>Number of Employees</u>	<u>Sum of FTE</u>	<u>Mean Salary</u>	<u>Median Salary</u>	<u>Minimum Salary</u>	<u>Maximum Salary</u>	<u>Ave Age</u>
Regular Instructional							
PROFESSOR University Year	1	1.00	78,463	78,463	78,463	78,463	
ASSOC PROFESSOR University Year	9	9.00	68,153	67,988	62,477	75,850	54
ASST PROFESSOR University Year	1	1.00	53,715	53,715	53,715	53,715	
INSTRUCTOR University Year	1	1.00	50,780	50,780	50,780	50,780	
Total Regular Instructional University Year	12	12.00	66,361	67,647	50,780	78,463	54
LEO - Lecturers							
LEO Lecturer I University Year	4	1.00	27,296	27,298	25,750	28,840	38
Total LEO - Lecturers University Year	4	1.00	27,296	27,298	25,750	28,840	38

University of Michigan  
Averages and Ranges of Salaries  
Regular Instructional Faculty, Lecturers and Graduate Student Instructors  
Includes Full-Time and Part-Time Employees  
Flint Theatre and Dance 2010/2011

IPEDS Codes: 50.0501

<u>Job Title</u>	<u>Number of Employees</u>	<u>Sum of FTE</u>	<u>Mean Salary</u>	<u>Median Salary</u>	<u>Minimum Salary</u>	<u>Maximum Salary</u>	<u>Ave Age</u>
Regular Instructional							
PROFESSOR University Year	2	2.00	81,870	81,870	80,441	83,299	65
ASST PROFESSOR University Year	4	4.00	53,375	53,601	52,000	54,300	37
Total Regular Instructional University Year	6	6.00	62,874	54,001	52,000	83,299	46
LEO - Lecturers							
LEO Lecturer I University Year	4	2.75	26,253	26,136	25,000	27,739	36
LEO Lecturer II University Year	1	0.50	29,458	29,458	29,458	29,458	
LEO Lecturer III University Year	1	1.00	49,000	49,000	49,000	49,000	
Total LEO - Lecturers University Year	6	4.25	30,578	27,131	25,000	49,000	39

University of Michigan  
Averages and Ranges of Salaries  
Regular Instructional Faculty, Lecturers and Graduate Student Instructors  
Includes Full-Time and Part-Time Employees  
Flint Education 2010/2011

IPEDS Codes: 13.0101 13.0101

<u>Job Title</u>	<u>Number of Employees</u>	<u>Sum of FTE</u>	<u>Mean Salary</u>	<u>Median Salary</u>	<u>Minimum Salary</u>	<u>Maximum Salary</u>	<u>Ave Age</u>
Regular Instructional							
PROFESSOR							
University Year	1	1.00	71,593	71,593	71,593	71,593	
Fiscal Year	1	1.00	106,457	106,457	106,457	106,457	
ASSOC PROFESSOR							
University Year	5	5.00	66,632	65,207	63,718	74,138	49
ASST PROFESSOR							
University Year	5	5.00	53,864	54,857	51,708	55,882	46
Total Regular Instructional							
University Year	11	11.00	61,279	63,718	51,708	74,138	49
Fiscal Year	1	1.00	106,457	106,457	106,457	106,457	
LEO - Lecturers							
LEO Lecturer I							
University Year	17	6.21	28,051	27,583	26,000	38,293	50
LEO Lecturer II							
University Year	7	2.09	29,922	30,502	28,562	30,829	62
LEO Lecturer III							
University Year	2	1.68	29,000	29,000	29,000	29,000	58
Total LEO - Lecturers							
University Year	26	9.98	28,628	28,061	26,000	38,293	54

University of Michigan  
Averages and Ranges of Salaries  
Regular Instructional Faculty, Lecturers and Graduate Student Instructors  
Includes Full-Time and Part-Time Employees  
Flint Early Childhood Edu 2010/2011

IPEDS Codes: 13.1210

<u>Job Title</u>	<u>Number of Employees</u>	<u>Sum of FTE</u>	<u>Mean Salary</u>	<u>Median Salary</u>	<u>Minimum Salary</u>	<u>Maximum Salary</u>	<u>Ave Age</u>
Regular Instructional							
ASSOC PROFESSOR University Year	2	2.00	62,622	62,622	60,957	64,286	54
Total Regular Instructional University Year	2	2.00	62,622	62,622	60,957	64,286	54
LEO - Lecturers							
LEO Lecturer I University Year	1	0.25	26,522	26,522	26,522	26,522	
Total LEO - Lecturers University Year	1	0.25	26,522	26,522	26,522	26,522	

University of Michigan  
Averages and Ranges of Salaries  
Regular Instructional Faculty, Lecturers and Graduate Student Instructors  
Includes Full-Time and Part-Time Employees  
Flint Social Work 2010/2011

IPEDS Codes: 44.0701 44.0701

<u>Job Title</u>	<u>Number of Employees</u>	<u>Sum of FTE</u>	<u>Mean Salary</u>	<u>Median Salary</u>	<u>Minimum Salary</u>	<u>Maximum Salary</u>	<u>Ave Age</u>
Regular Instructional							
ASSOC PROFESSOR University Year	1	1.00	64,304	64,304	64,304	64,304	
ASST PROFESSOR University Year	1	1.00	58,350	58,350	58,350	58,350	
Total Regular Instructional University Year	2	2.00	61,327	61,327	58,350	64,304	50
Regular Clinical Instructional							
CLINICAL INSTRUCTOR Fiscal Year	1	1.00	65,971	65,971	65,971	65,971	
Total Regular Clinical Instructional Fiscal Year	1	1.00	65,971	65,971	65,971	65,971	
LEO - Lecturers							
LEO Lecturer I University Year	5	1.75	26,733	26,780	26,000	27,583	53
LEO Lecturer II University Year	1	0.25	28,562	28,562	28,562	28,562	
Total LEO - Lecturers University Year	6	2.00	27,038	26,780	26,000	28,562	55



University of Michigan  
 Averages and Ranges of Salaries  
 Regular Instructional Faculty, Lecturers and Graduate Student Instructors  
 Includes Full-Time and Part-Time Employees  
 Flint UHWC 2010/2011

IPEDS Codes: 51.9999

<u>Job Title</u>	<u>Number of Employees</u>	<u>Sum of FTE</u>	<u>Mean Salary</u>	<u>Median Salary</u>	<u>Minimum Salary</u>	<u>Maximum Salary</u>	<u>Ave Age</u>
Regular Clinical Instructional							
CLINICAL INSTRUCTOR Fiscal Year	1	0.50	87,125	87,125	87,125	87,125	
Total Regular Clinical Instructional Fiscal Year	1	0.50	87,125	87,125	87,125	87,125	

University of Michigan  
Averages and Ranges of Salaries  
Regular Instructional Faculty, Lecturers and Graduate Student Instructors  
Includes Full-Time and Part-Time Employees  
Flint Dept Pub Hlth & Hlth Sci 2010/2011

IPEDS Codes: 51.0701 51.0701

<u>Job Title</u>	<u>Number of Employees</u>	<u>Sum of FTE</u>	<u>Mean Salary</u>	<u>Median Salary</u>	<u>Minimum Salary</u>	<u>Maximum Salary</u>	<u>Ave Age</u>
Regular Instructional							
PROFESSOR							
Fiscal Year	1	1.00	123,876	123,876	123,876	123,876	
ASSOC PROFESSOR							
University Year	1	1.00	72,006	72,006	72,006	72,006	
ASST PROFESSOR							
University Year	5	5.00	57,101	56,711	55,167	60,000	44
Total Regular Instructional							
University Year	6	6.00	59,585	57,360	55,167	72,006	44
Fiscal Year	1	1.00	123,876	123,876	123,876	123,876	
Regular Clinical Instructional							
CLINICAL ASST PROF							
Fiscal Year	1	1.00	204,544	204,544	204,544	204,544	
Total Regular Clinical Instructional							
Fiscal Year	1	1.00	204,544	204,544	204,544	204,544	
LEO - Lecturers							
LEO Intermittent Lecturer							
University Year	10	2.42	28,534	26,368	25,600	36,212	47
LEO Lecturer I							
University Year	9	3.00	27,118	26,523	25,600	30,865	39
LEO Lecturer II							
University Year	7	1.92	44,016	43,411	32,556	58,206	56
LEO Lecturer III							
Fiscal Year	1	1.00	66,200	66,200	66,200	66,200	
LEO Lecturer IV							
Fiscal Year	1	1.00	74,667	74,667	74,667	74,667	
Total LEO - Lecturers							
University Year	26	7.34	32,212	28,097	25,600	58,206	46
Fiscal Year	2	2.00	70,433	70,433	66,200	74,667	52

University of Michigan  
Averages and Ranges of Salaries  
Regular Instructional Faculty, Lecturers and Graduate Student Instructors  
Includes Full-Time and Part-Time Employees  
Flint Nursing 2010/2011

IPEDS Codes: 51.3801 51.3801

<u>Job Title</u>	<u>Number of Employees</u>	<u>Sum of FTE</u>	<u>Mean Salary</u>	<u>Median Salary</u>	<u>Minimum Salary</u>	<u>Maximum Salary</u>	<u>Ave Age</u>
Regular Instructional							
PROFESSOR Fiscal Year	1	1.00	111,387	111,387	111,387	111,387	
ASSOC PROFESSOR University Year	1	1.00	74,586	74,586	74,586	74,586	
ASST PROFESSOR University Year	6	6.00	72,713	71,177	68,959	83,015	55
Total Regular Instructional University Year	7	7.00	72,980	71,441	68,959	83,015	57
Fiscal Year	1	1.00	111,387	111,387	111,387	111,387	
Regular Clinical Instructional							
CLINICAL ASST PROF University Year	7	6.60	62,366	61,787	59,987	64,966	55
Total Regular Clinical Instructional University Year	7	6.60	62,366	61,787	59,987	64,966	55
LEO - Lecturers							
LEO Lecturer I University Year	20	6.73	36,557	35,591	30,000	51,500	46
LEO Lecturer II University Year	1	0.65	45,527	45,527	45,527	45,527	
Total LEO - Lecturers University Year	21	7.38	36,984	37,080	30,000	51,500	46

University of Michigan  
Averages and Ranges of Salaries  
Regular Instructional Faculty, Lecturers and Graduate Student Instructors  
Includes Full-Time and Part-Time Employees  
Flint Physical Therapy 2010/2011

IPEDS Codes: 51.2308 51.2308

<u>Job Title</u>	<u>Number of Employees</u>	<u>Sum of FTE</u>	<u>Mean Salary</u>	<u>Median Salary</u>	<u>Minimum Salary</u>	<u>Maximum Salary</u>	<u>Ave Age</u>
Regular Instructional							
PROFESSOR Fiscal Year	2	2.00	115,723	115,723	111,027	120,418	51
ASST PROFESSOR Fiscal Year	3	2.75	81,404	81,370	81,370	81,473	45
INSTRUCTOR Fiscal Year	5	5.00	75,672	75,190	75,190	77,559	48
Total Regular Instructional Fiscal Year	10	9.75	85,402	79,464	75,190	120,418	48
Regular Clinical Instructional							
CLINICAL ASSOC PROF Fiscal Year	1	1.00	92,287	92,287	92,287	92,287	
CLINICAL ASST PROF Fiscal Year	1	1.00	83,411	83,411	83,411	83,411	
Total Regular Clinical Instructional Fiscal Year	2	2.00	87,849	87,849	83,411	92,287	51
LEO - Lecturers							
LEO Lecturer I University Year	3	0.39	32,308	30,900	26,471	39,552	43
Total LEO - Lecturers University Year	3	0.39	32,308	30,900	26,471	39,552	43

University of Michigan  
Averages and Ranges of Salaries  
Regular Instructional Faculty, Lecturers and Graduate Student Instructors  
Includes Full-Time and Part-Time Employees  
Flint School of Management 2010/2011

IPEDS Codes: 52.0201 52.0201

<u>Job Title</u>	<u>Number of Employees</u>	<u>Sum of FTE</u>	<u>Mean Salary</u>	<u>Median Salary</u>	<u>Minimum Salary</u>	<u>Maximum Salary</u>	<u>Ave Age</u>
Regular Instructional							
PROFESSOR University Year	5	4.22	122,877	121,434	119,945	127,077	63
ASSOC PROFESSOR University Year	3	3.00	108,339	103,301	102,437	119,277	53
ASST PROFESSOR University Year	11	11.00	103,531	103,968	98,000	123,600	37
Total Regular Instructional University Year	19	18.22	109,381	103,995	98,000	127,077	47
LEO - Lecturers							
LEO Lecturer I University Year	12	6.99	45,072	41,200	37,089	57,628	55
LEO Lecturer II University Year	3	1.50	49,712	46,934	45,490	56,712	54
LEO Lecturer III University Year	1	1.00	50,753	50,753	50,753	50,753	
Total LEO - Lecturers University Year	16	9.49	46,297	44,563	37,089	57,628	54

University of Michigan  
Averages and Ranges of Salaries  
Regular Instructional Faculty, Lecturers and Graduate Student Instructors  
Includes Full-Time and Part-Time Employees  
Flint Sch of Ed and Human Svcs      2010/2011

IPEDS Codes: 13.0101

<u>Job Title</u>	<u>Number of Employees</u>	<u>Sum of FTE</u>	<u>Mean Salary</u>	<u>Median Salary</u>	<u>Minimum Salary</u>	<u>Maximum Salary</u>	<u>Ave Age</u>
Regular Instructional							
ASST PROFESSOR University Year	1	1.00	50,202	50,202	50,202	50,202	
INSTRUCTOR Fiscal Year	1	1.00	58,614	58,614	58,614	58,614	
Total Regular Instructional University Year	1	1.00	50,202	50,202	50,202	50,202	
Fiscal Year	1	1.00	58,614	58,614	58,614	58,614	

University of Michigan  
Averages and Ranges of Effort and Salary  
For Graduate Student Instructors  
UM\_ANN-ARBOR 2010 - 2011

	<u>Number of Persons</u>	<u>Mean</u>	<u>Median</u>	<u>Minimum</u>	<u>Maximum</u>
UM_ANN-ARBOR Summary					
University Year					
Effort		0.45	0.50	0.09	1.00
Salary Per Term/Effort	1754	7,803	8,635	1,554	17,270
Fiscal Year					
Effort		0.43	0.50	0.14	0.64
Salary Per Term/Effort	31	7,416	8,635	2,418	11,053
COLLEGE_ENGINEERING					
University Year					
Effort		0.43	0.50	0.25	1.00
Salary Per Term/Effort	251	7,399	8,635	4,318	17,270
CoE Undergraduate Education					
University Year					
Effort		0.50	0.50	0.50	0.50
Salary Per Term/Effort	13	8,635	8,635	8,635	8,635
CoE Interdisc Prof Program					
University Year					
Effort		0.39	0.35	0.25	0.50
Salary Per Term/Effort	8	6,800	6,045	4,318	8,635
Financial Engineering Program					
University Year					
Effort		0.50	0.50	0.50	0.50
Salary Per Term/Effort	1	8,635	8,635	8,635	8,635
Biomedical Engineering					
University Year					
Effort		0.39	0.50	0.25	0.50
Salary Per Term/Effort	11	6,673	8,635	4,318	8,635
Aerospace Engineering					
University Year					
Effort		0.48	0.50	0.25	0.50
Salary Per Term/Effort	12	8,275	8,635	4,318	8,635
Chemical Engineering Dept					
University Year					
Effort		0.49	0.50	0.25	0.50
Salary Per Term/Effort	17	8,381	8,635	4,318	8,635
Civil & Environmental Engr					
University Year					
Effort		0.44	0.50	0.25	0.50
Salary Per Term/Effort	16	7,556	8,635	4,318	8,635

University of Michigan  
Averages and Ranges of Effort and Salary  
For Graduate Student Instructors  
UM\_ANN-ARBOR 2010 - 2011

	<u>Number of Persons</u>	<u>Mean</u>	<u>Median</u>	<u>Minimum</u>	<u>Maximum</u>
COE EECS - CSE Division					
University Year					
Effort		0.53	0.50	0.25	1.00
Salary Per Term/Effort	28	9,098	8,635	4,318	17,270
Elec Engr & Comp Sci					
University Year					
Effort		0.50	0.50	0.50	0.50
Salary Per Term/Effort	4	8,635	8,635	8,635	8,635
COE EECS - ECE Division					
University Year					
Effort		0.48	0.50	0.25	0.50
Salary Per Term/Effort	30	8,203	8,635	4,318	8,635
Industrial Operations					
University Year					
Effort		0.29	0.25	0.25	0.50
Salary Per Term/Effort	35	4,984	4,318	4,318	8,635
Materials Science & Engin.					
University Year					
Effort		0.40	0.35	0.25	0.50
Salary Per Term/Effort	15	6,908	6,045	4,318	8,635
Mechanical Engineering					
University Year					
Effort		0.42	0.50	0.25	0.75
Salary Per Term/Effort	41	7,308	8,635	4,318	12,953
Atm, Oceanic & Space Sci.					
University Year					
Effort		0.29	0.25	0.25	0.50
Salary Per Term/Effort	6	5,037	4,318	4,318	8,635
Naval Arch & Marine Dept					
University Year					
Effort		0.42	0.50	0.25	0.50
Salary Per Term/Effort	3	7,196	8,635	4,318	8,635
Nuclear Eng & Radiological Sci					
University Year					
Effort		0.39	0.50	0.25	0.50
Salary Per Term/Effort	11	7,364	9,200	4,600	10,000
COLLEGE_OF_LS&A					
University Year					
Effort		0.49	0.50	0.09	1.00



University of Michigan  
Averages and Ranges of Effort and Salary  
For Graduate Student Instructors  
UM\_ANN-ARBOR 2010 - 2011

	<u>Number of Persons</u>	<u>Mean</u>	<u>Median</u>	<u>Minimum</u>	<u>Maximum</u>
Salary Per Term/Effort	1162	8,484	8,635	1,554	17,270
LSA UG: Museum Studies Minor					
University Year					
Effort		0.50	0.50	0.50	0.50
Salary Per Term/Effort	1	8,635	8,635	8,635	8,635
LSA UG: Curriculum Support					
University Year					
Effort		0.50	0.50	0.50	0.50
Salary Per Term/Effort	2	8,635	8,635	8,635	8,635
LSA Anthropology					
University Year					
Effort		0.49	0.50	0.30	0.60
Salary Per Term/Effort	40	8,501	8,635	5,181	10,362
LSA Astronomy					
University Year					
Effort		0.49	0.50	0.25	0.64
Salary Per Term/Effort	9	8,424	8,635	4,318	11,053
LSA UG: Environment					
University Year					
Effort		0.48	0.50	0.19	0.74
Salary Per Term/Effort	20	8,350	8,635	3,281	12,780
LSA Chemistry					
University Year					
Effort		0.51	0.50	0.25	0.64
Salary Per Term/Effort	139	8,799	8,635	4,318	11,053
LSA Classical Studies					
University Year					
Effort		0.50	0.50	0.35	0.64
Salary Per Term/Effort	43	8,619	8,635	6,045	11,053
LSA Organizational Studies					
University Year					
Effort		0.50	0.50	0.50	0.50
Salary Per Term/Effort	2	8,635	8,635	8,635	8,635
LSA UG: Hlth. Science Scholars					
University Year					
Effort		0.50	0.50	0.50	0.50
Salary Per Term/Effort	2	8,635	8,635	8,635	8,635

University of Michigan  
Averages and Ranges of Effort and Salary  
For Graduate Student Instructors  
UM\_ANN-ARBOR 2010 - 2011

	<u>Number of Persons</u>	<u>Mean</u>	<u>Median</u>	<u>Minimum</u>	<u>Maximum</u>
LSA Economics					
University Year					
Effort		0.52	0.50	0.25	0.75
Salary Per Term/Effort	58	9,037	8,635	4,318	12,953
LSA English Language & Lit.					
University Year					
Effort		0.48	0.50	0.24	1.00
Salary Per Term/Effort	107	8,254	8,635	4,145	17,270
LSA Asian Languages & Cultures					
University Year					
Effort		0.45	0.50	0.35	0.50
Salary Per Term/Effort	12	7,772	8,635	6,045	8,635
LSA Geological Sciences					
University Year					
Effort		0.51	0.50	0.50	0.64
Salary Per Term/Effort	22	8,745	8,635	8,635	11,053
LSA Germanic Languages & Lit.					
University Year					
Effort		0.51	0.50	0.50	0.64
Salary Per Term/Effort	10	8,877	8,635	8,635	11,053
LSA History					
University Year					
Effort		0.47	0.50	0.30	0.64
Salary Per Term/Effort	52	8,037	8,635	5,181	11,053
LSA Judaic Studies					
University Year					
Effort		0.50	0.50	0.50	0.50
Salary Per Term/Effort	1	8,635	8,635	8,635	8,635
LSA History of Art					
University Year					
Effort		0.45	0.50	0.19	0.50
Salary Per Term/Effort	10	7,806	8,635	3,281	8,635
LSA Linguistics					
University Year					
Effort		0.43	0.50	0.14	0.50
Salary Per Term/Effort	9	7,369	8,635	2,418	8,635
LSA English Language Institute					
University Year					
Effort		0.35	0.35	0.35	0.35

University of Michigan  
Averages and Ranges of Effort and Salary  
For Graduate Student Instructors  
UM\_ANN-ARBOR 2010 - 2011

	<u>Number of Persons</u>	<u>Mean</u>	<u>Median</u>	<u>Minimum</u>	<u>Maximum</u>
Salary Per Term/Effort	1	6,045	6,045	6,045	6,045
LSA Mathematics					
University Year					
Effort		0.49	0.50	0.09	0.59
Salary Per Term/Effort	98	8,540	8,635	1,554	10,189
LSA Near Eastern Studies					
University Year					
Effort		0.48	0.50	0.35	0.50
Salary Per Term/Effort	20	8,238	8,635	6,045	8,635
LSA Philosophy					
University Year					
Effort		0.47	0.50	0.14	0.60
Salary Per Term/Effort	19	8,171	8,635	2,418	10,362
LSA Physics					
University Year					
Effort		0.41	0.50	0.25	0.60
Salary Per Term/Effort	49	7,084	8,635	4,318	10,362
LSA Political Science					
University Year					
Effort		0.50	0.50	0.25	0.60
Salary Per Term/Effort	50	8,597	8,635	4,318	10,362
LSA Political Science: MIW					
University Year					
Effort		0.50	0.50	0.50	0.50
Salary Per Term/Effort	1	8,635	8,635	8,635	8,635
LSA Psychology					
University Year					
Effort		0.51	0.50	0.25	0.60
Salary Per Term/Effort	91	8,777	8,635	4,318	10,362
LSA UG: Residential College					
University Year					
Effort		0.50	0.50	0.50	0.50
Salary Per Term/Effort	2	8,635	8,635	8,635	8,635
LSA Romance Languages & Lit.					
University Year					
Effort		0.50	0.50	0.50	0.50
Salary Per Term/Effort	32	8,635	8,635	8,635	8,635

University of Michigan  
Averages and Ranges of Effort and Salary  
For Graduate Student Instructors  
UM\_ANN-ARBOR 2010 - 2011

	<u>Number of Persons</u>	<u>Mean</u>	<u>Median</u>	<u>Minimum</u>	<u>Maximum</u>
LSA Slavic Languages & Lit.					
University Year					
Effort		0.48	0.50	0.35	0.50
Salary Per Term/Effort	8	8,290	8,635	6,045	8,635
LSA Sociology					
University Year					
Effort		0.49	0.50	0.25	0.64
Salary Per Term/Effort	33	8,394	8,635	4,318	11,053
LSA Communication Studies					
University Year					
Effort		0.51	0.50	0.50	0.64
Salary Per Term/Effort	25	8,801	8,635	8,635	11,053
LSA Statistics					
University Year					
Effort		0.48	0.50	0.25	0.64
Salary Per Term/Effort	44	8,250	8,635	4,318	11,053
LSA Women's Studies					
University Year					
Effort		0.52	0.50	0.50	0.64
Salary Per Term/Effort	15	8,957	8,635	8,635	11,053
LSA Biology - Undergraduate					
University Year					
Effort		0.50	0.50	0.14	0.64
Salary Per Term/Effort	78	8,712	8,635	2,418	11,053
LSA Molec./Cell./Develop. Bio					
University Year					
Effort		0.50	0.50	0.50	0.50
Salary Per Term/Effort	17	8,635	8,635	8,635	8,635
LSA Ecology & Evolutionary Bio					
University Year					
Effort		0.53	0.50	0.50	0.60
Salary Per Term/Effort	4	9,067	8,635	8,635	10,362
LSA CAAS					
University Year					
Effort		0.50	0.50	0.50	0.50
Salary Per Term/Effort	2	8,635	8,635	8,635	8,635
UG: InterGroup Relations					
University Year					
Effort		0.50	0.50	0.50	0.50

University of Michigan  
Averages and Ranges of Effort and Salary  
For Graduate Student Instructors  
UM\_ANN-ARBOR 2010 - 2011

	<u>Number of Persons</u>	<u>Mean</u>	<u>Median</u>	<u>Minimum</u>	<u>Maximum</u>
Salary Per Term/Effort	3	8,635	8,635	8,635	8,635
LSA Comparative Literature					
University Year					
Effort		0.50	0.50	0.50	0.50
Salary Per Term/Effort	6	8,635	8,635	8,635	8,635
LSA Screen Arts & Cultures					
University Year					
Effort		0.50	0.50	0.50	0.50
Salary Per Term/Effort	8	8,635	8,635	8,635	8,635
LSA American Culture					
University Year					
Effort		0.46	0.50	0.14	0.54
Salary Per Term/Effort	12	7,959	8,635	2,418	9,326
LSA II:Russ, EE, & Eurasian St					
University Year					
Effort		0.55	0.55	0.50	0.60
Salary Per Term/Effort	2	9,499	9,499	8,635	10,362
LSA Biophysics					
University Year					
Effort		0.50	0.50	0.50	0.50
Salary Per Term/Effort	3	8,635	8,635	8,635	8,635
COLLEGE_PHARMACY					
University Year					
Effort		0.50	0.50	0.50	0.50
Salary Per Term/Effort	14	8,663	8,635	8,635	8,833
College of Pharmacy					
University Year					
Effort		0.50	0.50	0.50	0.50
Salary Per Term/Effort	14	8,663	8,635	8,635	8,833
COLL_ARCH_URN_PLN					
University Year					
Effort		0.30	0.25	0.24	0.54
Salary Per Term/Effort	48	5,239	4,318	4,145	9,326
Coll of Arch & Urban Planning					
University Year					
Effort		0.28	0.24	0.24	0.54
Salary Per Term/Effort	39	4,765	4,145	4,145	9,326

University of Michigan  
Averages and Ranges of Effort and Salary  
For Graduate Student Instructors  
UM\_ANN-ARBOR 2010 - 2011

	<u>Number of Persons</u>	<u>Mean</u>	<u>Median</u>	<u>Minimum</u>	<u>Maximum</u>
Urban Planning					
University Year					
Effort		0.42	0.50	0.25	0.50
Salary Per Term/Effort	9	7,292	8,635	4,318	8,635
MEDICAL_SCHOOL					
University Year					
Effort		0.19	0.14	0.09	0.50
Salary Per Term/Effort	9	3,300	2,418	1,554	8,635
Fiscal Year					
Effort		0.27	0.24	0.14	0.50
Salary Per Term/Effort	7	4,741	4,145	2,418	8,833
Cellular Molecular Bio Grad Pg					
Fiscal Year					
Effort		0.24	0.24	0.24	0.24
Salary Per Term/Effort	1	4,145	4,145	4,145	4,145
Bioinformatics					
Fiscal Year					
Effort		0.50	0.50	0.50	0.50
Salary Per Term/Effort	1	8,833	8,833	8,833	8,833
Cell and Developmental Biology					
University Year					
Effort		0.50	0.50	0.50	0.50
Salary Per Term/Effort	1	8,635	8,635	8,635	8,635
Fiscal Year					
Effort		0.30	0.25	0.14	0.50
Salary Per Term/Effort	3	5,123	4,318	2,418	8,635
Biological Chemistry Dept					
University Year					
Effort		0.24	0.24	0.24	0.24
Salary Per Term/Effort	1	4,145	4,145	4,145	4,145
Fiscal Year					
Effort		0.14	0.14	0.14	0.14
Salary Per Term/Effort	2	2,418	2,418	2,418	2,418
Microbiology and Immunology					
University Year					
Effort		0.14	0.14	0.14	0.14
Salary Per Term/Effort	3	2,418	2,418	2,418	2,418

University of Michigan  
Averages and Ranges of Effort and Salary  
For Graduate Student Instructors  
UM\_ANN-ARBOR 2010 - 2011

	<u>Number of Persons</u>	<u>Mean</u>	<u>Median</u>	<u>Minimum</u>	<u>Maximum</u>
Pharmacology Department					
University Year					
Effort		0.09	0.09	0.09	0.09
Salary Per Term/Effort	1	1,554	1,554	1,554	1,554
Molec & Integrative Physiology					
University Year					
Effort		0.16	0.19	0.09	0.19
Salary Per Term/Effort	3	2,706	3,281	1,554	3,281
SCHOOL_ART_DESIGN					
University Year					
Effort		0.24	0.24	0.24	0.24
Salary Per Term/Effort	20	4,145	4,145	4,145	4,145
School of Art and Design					
University Year					
Effort		0.24	0.24	0.24	0.24
Salary Per Term/Effort	20	4,145	4,145	4,145	4,145
SCHOOL_BUS_ADMIN					
University Year					
Effort		0.31	0.24	0.24	0.50
Salary Per Term/Effort	18	5,392	4,145	4,145	8,635
ROSS SCH Doctoral Programs					
University Year					
Effort		0.31	0.24	0.24	0.50
Salary Per Term/Effort	18	5,392	4,145	4,145	8,635
SCHOOL_EDUCATION					
University Year					
Effort		0.48	0.50	0.25	0.50
Salary Per Term/Effort	34	8,356	8,635	4,318	8,635
SOE-CSHPE					
University Year					
Effort		0.37	0.35	0.25	0.50
Salary Per Term/Effort	3	6,332	6,045	4,318	8,635
SOE- Teacher Education					
University Year					
Effort		0.50	0.50	0.50	0.50
Salary Per Term/Effort	27	8,635	8,635	8,635	8,635
SOE-Educational Studies					
University Year					
Effort		0.46	0.50	0.35	0.50

University of Michigan  
Averages and Ranges of Effort and Salary  
For Graduate Student Instructors  
UM\_ANN-ARBOR 2010 - 2011

	<u>Number of Persons</u>	<u>Mean</u>	<u>Median</u>	<u>Minimum</u>	<u>Maximum</u>
Salary Per Term/Effort	4	7,987	8,635	6,045	8,635
SCHOOL_INFORMATION					
University Year					
Effort		0.49	0.50	0.35	0.50
Salary Per Term/Effort	15	8,462	8,635	6,045	8,635
School of Information					
University Year					
Effort		0.49	0.50	0.35	0.50
Salary Per Term/Effort	15	8,462	8,635	6,045	8,635
SCHOOL_KINESIOLOGY					
University Year					
Effort		0.32	0.30	0.30	0.50
Salary Per Term/Effort	11	5,495	5,181	5,181	8,635
School of Kinesiology					
University Year					
Effort		0.32	0.30	0.30	0.50
Salary Per Term/Effort	11	5,495	5,181	5,181	8,635
SCHOOL_MUSIC					
University Year					
Effort		0.22	0.25	0.09	0.50
Salary Per Term/Effort	96	3,868	4,318	1,554	8,635
School of Music					
University Year					
Effort		0.21	0.25	0.09	0.50
Salary Per Term/Effort	88	3,631	4,318	1,554	8,635
Marching/Athletic Bands					
University Year					
Effort		0.45	0.50	0.25	0.50
Salary Per Term/Effort	5	7,772	8,635	4,318	8,635
Department of Dance					
University Year					
Effort		0.25	0.25	0.25	0.25
Salary Per Term/Effort	3	4,318	4,318	4,318	4,318
SCHOOL_NAT_RES_ENVIR					
University Year					
Effort		0.34	0.28	0.24	0.60
Salary Per Term/Effort	22	5,864	4,749	4,145	10,362



University of Michigan  
Averages and Ranges of Effort and Salary  
For Graduate Student Instructors  
UM\_ANN-ARBOR 2010 - 2011

	<u>Number of Persons</u>	<u>Mean</u>	<u>Median</u>	<u>Minimum</u>	<u>Maximum</u>
Sch of Nat Resources & Environ					
University Year					
Effort		0.34	0.28	0.24	0.60
Salary Per Term/Effort	22	5,864	4,749	4,145	10,362
SCHOOL_NURSING					
University Year					
Effort		0.56	0.60	0.25	1.00
Salary Per Term/Effort	15	9,614	10,362	4,318	17,270
School of Nursing					
University Year					
Effort		0.56	0.60	0.25	1.00
Salary Per Term/Effort	15	9,614	10,362	4,318	17,270
SCHOOL_PUB_HEALTH					
University Year					
Effort		0.46	0.50	0.25	0.50
Salary Per Term/Effort	14	8,018	8,635	4,318	8,635
Fiscal Year					
Effort		0.47	0.50	0.25	0.64
Salary Per Term/Effort	24	8,196	8,635	4,318	11,053
Health Management and Policy					
University Year					
Effort		0.43	0.50	0.25	0.50
Salary Per Term/Effort	7	7,401	8,635	4,318	8,635
Biostatistics Department					
Fiscal Year					
Effort		0.51	0.50	0.50	0.64
Salary Per Term/Effort	15	8,796	8,635	8,635	11,053
Environmental Health Sciences					
Fiscal Year					
Effort		0.35	0.25	0.25	0.50
Salary Per Term/Effort	5	6,045	4,318	4,318	8,635
Epidemiology Department					
University Year					
Effort		0.50	0.50	0.50	0.50
Salary Per Term/Effort	7	8,635	8,635	8,635	8,635
Hlth Behavior & Hlth Ed Dept					
Fiscal Year					
Effort		0.50	0.50	0.50	0.50
Salary Per Term/Effort	4	8,635	8,635	8,635	8,635

University of Michigan  
Averages and Ranges of Effort and Salary  
For Graduate Student Instructors  
UM\_ANN-ARBOR 2010 - 2011

	<u>Number of Persons</u>	<u>Mean</u>	<u>Median</u>	<u>Minimum</u>	<u>Maximum</u>
SCHOOL_PUB_POLICY					
University Year					
Effort		0.33	0.25	0.25	0.50
Salary Per Term/Effort	18	5,709	4,318	4,318	8,635
G. Ford Sc Pub Pol					
University Year					
Effort		0.33	0.25	0.25	0.50
Salary Per Term/Effort	18	5,709	4,318	4,318	8,635
SCHOOL_SOCIAL_WORK					
University Year					
Effort		0.48	0.50	0.35	0.50
Salary Per Term/Effort	7	8,265	8,635	6,045	8,635
School of Social Work					
University Year					
Effort		0.48	0.50	0.35	0.50
Salary Per Term/Effort	7	8,265	8,635	6,045	8,635

University of Michigan  
Averages and Ranges of Effort and Salary  
For Graduate Student Instructors  
UM\_DEARBORN      2010 - 2011

	<u>Number of Persons</u>	<u>Mean</u>	<u>Median</u>	<u>Minimum</u>	<u>Maximum</u>
UM_DEARBORN Summary					
University Year					
Effort		0.60	0.60	0.60	0.60
Salary Per Term/Effort	1	10,362	10,362	10,362	10,362
DBN_COL_BUSINESS					
University Year					
Effort		0.60	0.60	0.60	0.60
Salary Per Term/Effort	1	10,362	10,362	10,362	10,362
Dbn Col of Bus-Mgmt Studies					
University Year					
Effort		0.60	0.60	0.60	0.60
Salary Per Term/Effort	1	10,362	10,362	10,362	10,362