

Default Question Block

We are conducting a research study to determine your preferences regarding diagnostic testing. This study is completely voluntary and you can choose not to participate at any time without any loss of potential benefits.

This study will take approximately 10 minutes of your time. We will give you a hypothetical situation where you have either recently hit your head or are currently experiencing chest pain which is determined by your physician to likely not be from a heart attack.

I agree to take part in this research survey.

- Yes
- No


ChestPain


Imagine you are experiencing chest pain which came on suddenly at rest. You go to the emergency department where the physician determines that you most likely did not experience a heart attack. However, to further evaluate the cause of your symptoms you could have a computed tomography coronary angiography (CTCA). This is a special type of x-ray that tells us if you have blockages in your heart arteries (which can cause heart attacks).

Your doctor is unsure whether you should get this test or not, and wants you to decide based on the benefits, risks, and costs. You can assume for this research project that the doctor can estimate these perfectly, which we know is not possible in real life. The benefits and risks listed below have been estimated for you personally based on your medical history and medications.

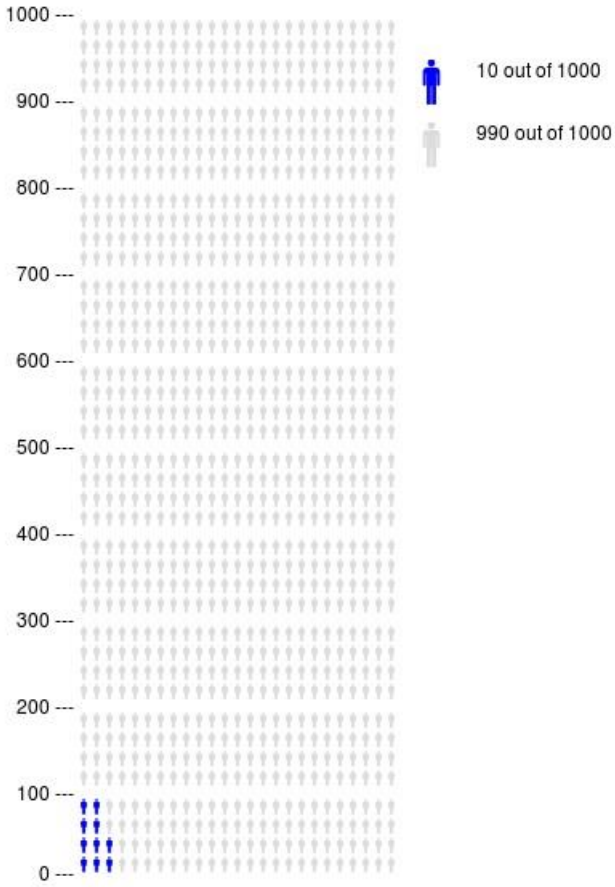
The chance of having the disease is:

0.1% (1 in 1000)






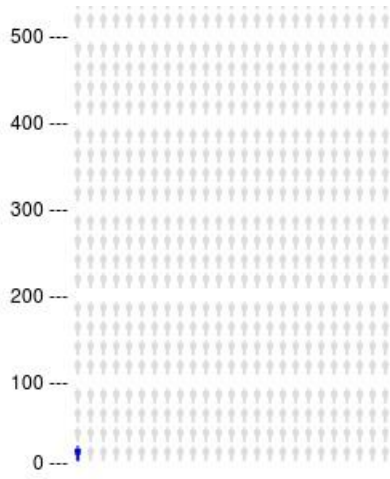
1% (10 in 1000)



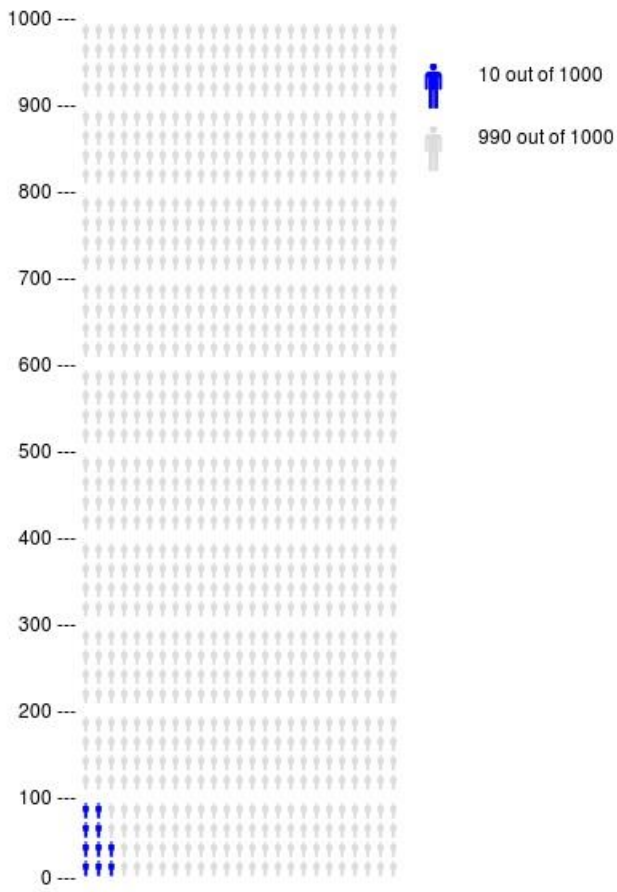
The chance of getting cancer within the next ten years due to this test is:

0.1% (1 in 1000)





1% (10 in 1000)



The out of pocket cost to you after insurance is:

\$0

You receive a cash payment of \$100 if you DO NOT get the test.

Would you want to have this diagnostic test performed given the above information.

- Yes
- No


Head Injury

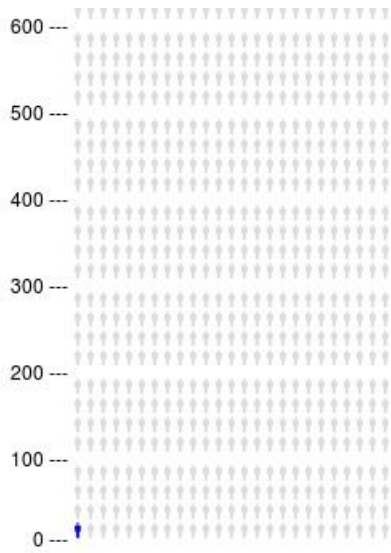
Imagine you have just fallen and hit your head on the ground. You did not lose consciousness. You are experiencing a mild headache. You do not have any vision or speech problems. You have no numbness, tingling or loss of sensation anywhere on your body. You have just presented to the emergency department to be evaluated by a physician.

You could get a head CT (a special type of x-ray) to look for possible bleeding into your head. Your doctor is unsure whether you should get this test or not, and wants you to decide based on benefits, risks, and costs. You can assume for this research project that the doctor can estimate these perfectly, which we know is not possible in real life. The benefits and risks listed below have been estimated for you personally based on your medical history and medications.


The chance you have a brain bleed is:

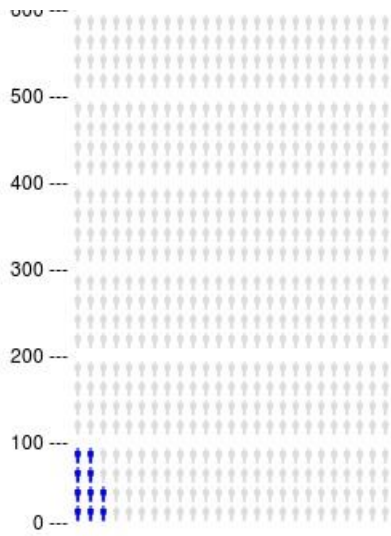
0.1% (1 in 1000)






1% (10 in 1000)

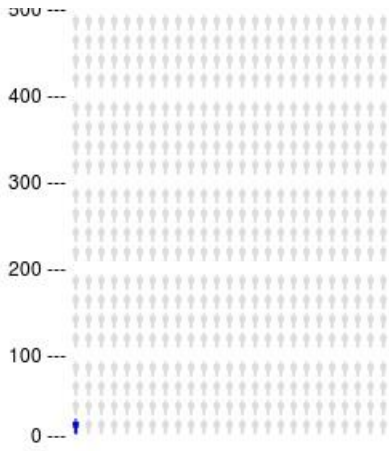




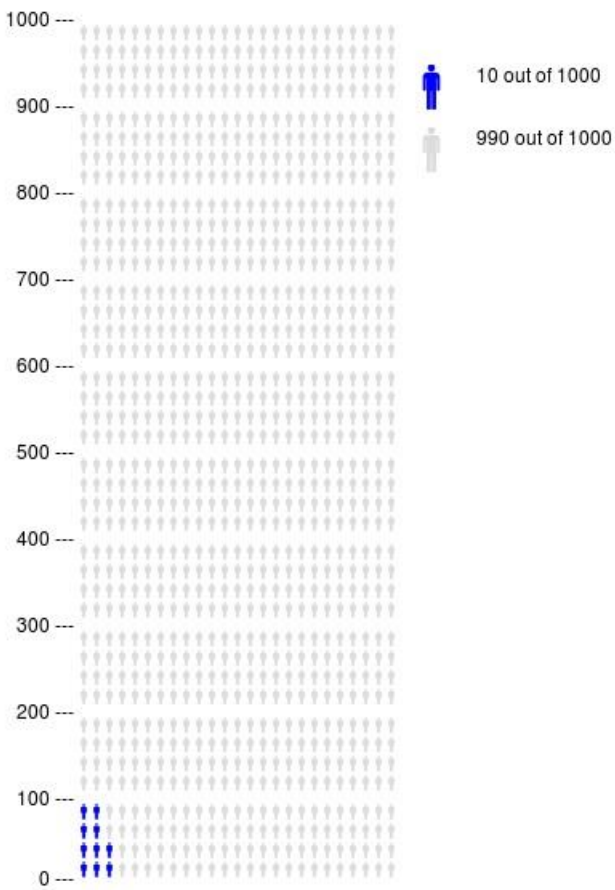
The chance you develop cancer within the next ten years from this test is:

0.1% (1 in 1000)





1% (10 in 1000)



The out of pocket cost to you is:

\$0

You receive a cash payment of \$100 if you DO NOT get the test.

Would you agree to have this diagnostic test performed given the above information.

- Yes
- No

Demographics

What is your age?

What is your gender

- Male
- Female
- Other/Transgender

What is your current marital status?

- Married, or living as married
- Widowed
- Divorced
- Seperated
- Never married

Do you have a history of cancer

- Yes
- No

Do you have high blood pressure or do you take medication for high blood pressure?

- Yes
- No

Do you have diabetes?

- Yes
- No

Do you have atrial fibrillation? (An abnormal heart rhythm)

- Yes
- No

Have you had a heart attack before?

- Yes
- No

Have you had a head injury before that required a visit to the hospital or emergency department?

- Yes
- No

What level of education have you achieved?

- Some high school
- High school graduate
- Some college
- College graduate
- Post graduate degree (Master's, PhD, MD, JD, MSW)

Please select the category or categories that best describes your race

- American Indian or Alaska Native
- Asian
- Black or African-American
- Native Hawaiian or Other Pacific Islander
- White
- Other
- Prefer not to disclose

Please select the category that best describes your ethnicity

- Hispanic
- Not-Hispanic
- Other
- Prefer not to disclose

Have you worked or trained in any of the following medical/health professions: (select all that apply)

- I am not a medical professional
- Physician or practitioner (MD, DO, DDS, CRNP, PA, etc.)
- Nurse (BSN, RN, LPN, etc.)
- Clinical psychologist or social worker
- Pharmacist
- Medical technologist/technician
-

Medical/health researcher

- Medical/health administrator
- Other medical/health profession (Please specify)

In General, would you say your health is:

- Excellent
- Very Good
- Good
- Fair
- Poor

What is your household income level?

- Less than \$10,000
- \$10,000 to \$14,999
- \$15,000 to \$24,999
- \$25,000 to \$34,999
- \$35,000 to \$49,999
- \$50,000 to \$74,999
- \$75,000 to \$99,999
- \$100,000 to \$149,999
- \$150,000 to \$199,999
- \$200,000 or more
- Prefer not to respond

Numeracy

For each of the following questions, please check the circle that best reflects how good you are at doing the following things:

	Not good at all	Extremely Good
How good are you at working with fractions?	<input type="radio"/>	<input type="radio"/>	<input type="radio"/>	<input type="radio"/>	<input type="radio"/>	<input type="radio"/>
How good are you at working with percentages?	<input type="radio"/>	<input type="radio"/>	<input type="radio"/>	<input type="radio"/>	<input type="radio"/>	<input type="radio"/>
How good are you at calculating a 15% tip?	<input type="radio"/>	<input type="radio"/>	<input type="radio"/>	<input type="radio"/>	<input type="radio"/>	<input type="radio"/>
How good are you at figuring out how much a shirt will cost if it is 25% off?	<input type="radio"/>	<input type="radio"/>	<input type="radio"/>	<input type="radio"/>	<input type="radio"/>	<input type="radio"/>

For each of the following questions, please check the circle that best reflects your answer:

	Not at all helpful	Extremely helpful
	<input type="radio"/>	<input type="radio"/>	<input type="radio"/>	<input type="radio"/>	<input type="radio"/>	<input type="radio"/>

	Not at all helpful	Extremely helpful
When reading the newspaper, how helpful do you find tables and graphs that are parts of a story?	<input type="radio"/>	<input type="radio"/>	<input type="radio"/>	<input type="radio"/>	<input type="radio"/>	<input type="radio"/>

For each of the following questions, please check the circle that best reflects your answer:

	Always Prefer Words	Always Prefer Numbers
When people tell you the chance of something happening, do you prefer that they use words ("it rarely happens") or numbers ("there's a 1% chance")?	<input type="radio"/>	<input type="radio"/>	<input type="radio"/>	<input type="radio"/>	<input type="radio"/>	<input type="radio"/>

For each of the following questions, please check the circle that best reflects your answer:

	Always Prefer Percentages	Always Prefer Words
When you hear a weather forecast, do you prefer predictions using percentages (e.g., "there will be a 20% chance of rain today") or predictions using only words (e.g., "there is a small chance of rain today")?	<input type="radio"/>	<input type="radio"/>	<input type="radio"/>	<input type="radio"/>	<input type="radio"/>	<input type="radio"/>

For each of the following questions, please check the circle that best reflects your answer:

	Never	Very Often
How often do you find numerical information to be useful?	<input type="radio"/>	<input type="radio"/>	<input type="radio"/>	<input type="radio"/>	<input type="radio"/>	<input type="radio"/>